6. Using the *Air*Plus AP Manager

The *Air*Plus Access Point Manger is a Windows based program to help you manage multiple Access Points in one easy view. Please note that the AP Manger software is optional.

- Begin the installation by inserting the DWL-700AP CD into your CD-ROM. The AP Manager is also available for download at support.dlink.com.
- Click **Install *Air*Plus AP Manager**

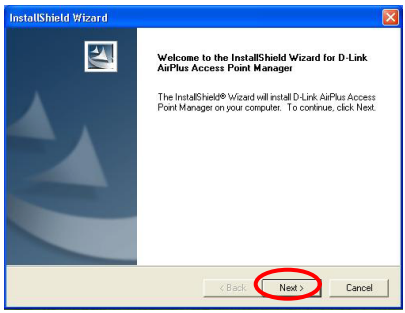

- The following screen will appear.
- Click **Next**

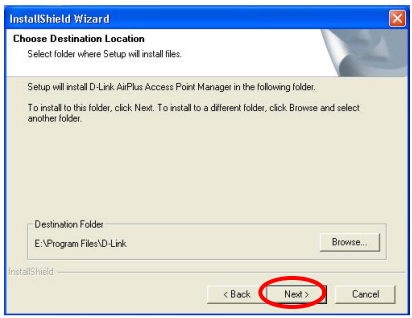

- Click **Next**

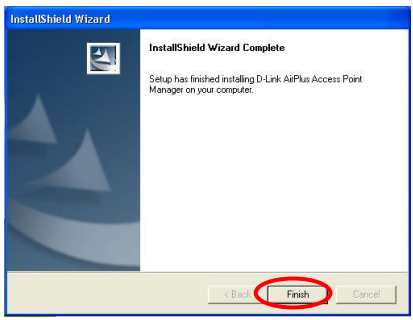

- Click **Finish** to complete installation.

Link Information

The Link Information screen displays the current settings of the selected Access Point

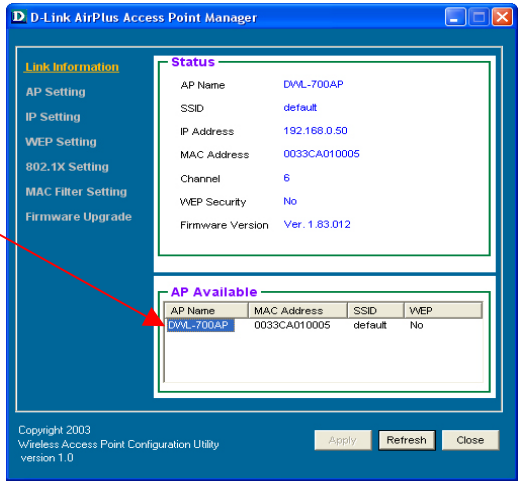

AP Settings

The AP Settings screen will allow you to change the Access Point settings for the selected Access Point.

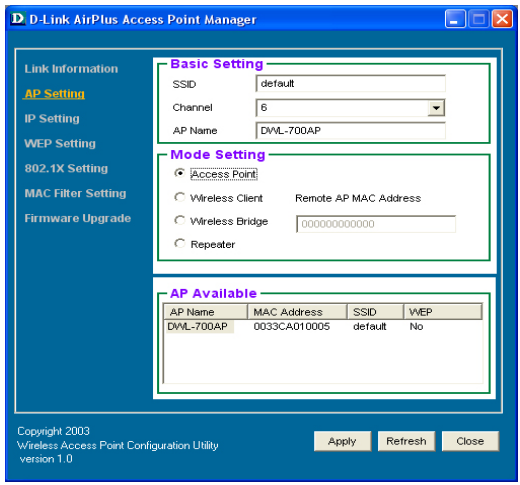

IP Settings

The IP Settings screen will allow you to change the IP Address settings for the selected Access Point.

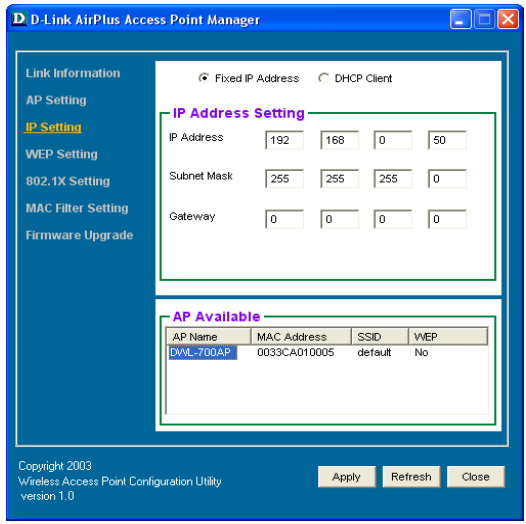

WEP Settings

The WEP Settings Screen will allow you to apply WEP Encryption to the selected Access Point.
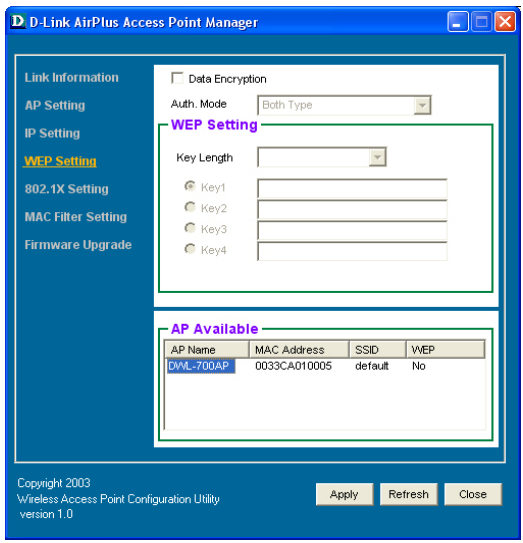
WEP is short for *Wired Equivalent Privacy*. It is a security protocol for wireless local area networks. All devices on the wireless network must share the same WEP encryption settings in order to communicate.