E.7. SETUP PHOTOGRAPHS

Photograph E.7-1 - Portable DUT Configuration



Photograph E.7-2 - Mobile DUT Configuration



Photograph E.7-3 - Portable - 3 m Bilog setup



Photograph E.7-4 - Mobile - 3 m Bilog Setup



E.8. DUT OPERATING DESCRIPTION

Measurements were made for the low, mid and high CDMA channels transmitting in the cellular band at maximum power levels, and the DUT configured as described in Section 5 of this report.

2006 Celltech Labs Inc. This document is not to be reproduced in whole or in part without the prior written permission of Celltech Labs Inc.

F.7. SETUP PHOTOGRAPHS

Photograph F.7-1 - Portable DUT Configuration



Photograph F.7-2 - Mobile DUT Configuration



Photograph F.7-3 - Portable - 1 m Horn setup

Photograph F.7-4 - Mobile - 3 m Bilog Setup



F.8. DUT OPERATING DESCRIPTION

Measurements were made for the low, mid, and high CDMA channels transmitting in the cellular band at maximum power levels as described in Section 5 of this report. The conducted transmit spurious emissions supplementary measurements are described in Appendix C.

2006 Celltech Labs Inc. This document is not to be reproduced in whole or in part without the prior written permission of Celltech Labs Inc.

J.7. SETUP PHOTOGRAPHS

Photograph J.7-1 - Portable DUT Configuration



Photograph J.7-2 - Mobile DUT Configuration



Photograph J.7-3 - Portable 3 m Horn setup



Photograph J.7-4 - Mobile - 3 m Horn Setup



J.8. DUT OPERATING DESCRIPTION

Measurements were made for the low, mid and high CDMA channels transmitting in the PCS band at maximum power levels, and the DUT configured as described in Section 5 of this report.

2006 Celltech Labs Inc. This document is not to be reproduced in whole or in part without the prior written permission of Celltech Labs Inc.

K.7. SETUP PHOTOGRAPHS

Photograph K.7-1 - Portable DUT Configuration



Photograph K.7-2 - Mobile DUT Configuration



Photograph K.7-3 - Portable - 3 m Horn setup

Photograph K.7-4 - Mobile - 1 m Horn Setup



K.8. DUT OPERATING DESCRIPTION

Measurements were made for the low, mid and high CDMA channels transmitting in the PCS band at maximum power levels as described in Section 5 of this report. The conducted transmit spurious emissions supplementary measurements are described in Appendix H.

2006 Celltech Labs Inc. This document is not to be reproduced in whole or in part without the prior written permission of Celltech Labs Inc.