DEKRA Testing and Certification, S.A.U.
Parque Tecnológico de Andalucía,
c/ Severo Ochoa nº 2 · 29590 Campanillas · Málaga · España
C.I.F. A29507456

ISED CABid: ES1909

Lab. Company Number: 4621A

Test Report No:
79371RRF.003A1

Test Report

USA FCC Part 15.249, 15.209
CANADA RSS-210, RSS-Gen

(*) Identification of item tested	Air conduction Hearing Aids
(*) Trademark	Phonak
(*) Model and /or type reference	Phonak Virto I90-R (Left)
(*) Derived model not tested	See Data provided by the client section
Other identification of the product	FCC ID: KWC-VTI IC: 2262A-VTI
(*) Features	Bluetooth, Bluetooth LE, DM, Flora HW version: 063-0526-01 SW version: 068-1500
Applicant	Sonova USA Inc. (FCC) 444 Commerce Street, Aurora, IL, 60504,United States Phonak Canada Ltd. (IC) 80 Courtneypark Dr. W Unit 2,Mississauga,ON,L5W 0B3
Test method requested, standard	USA FCC Part 15.249 (10-1-23 Edition): Operation within the bands 902 - 928 MHz, 2400 -2483.5 MHz, 5725 - 5875 MHz, and 24.0 – 24.25 GHz. USA FCC Part 15.209 (10-1-23 Edition): Radiated emission limits; general requirements. CANADA RSS-210 Issue 10 (April 2020) Licence-Exempt Radio Apparatus: Category I Equipment CANADA RSS-Gen Issue 5 amendment 2 (February 2021). ANSI C63.10-2013: American National Standard for Testing Unlicensed Wireless Devices.
Summary	IN COMPLIANCE
Approved by (name / position & signature)	Antonio José Jurado Industrial & Automotive Lab. Manager 80157242B ANTONIO JOSE JURADO (C:A29507456) Firmado digitalmente por 80157242B ANTONIO JOSE JURADO (C:A29507456) Fecha: 2024.08.02 12:25:10 +02'00'
Date of issue	2024-08-02
Report template No	FDT08_24 (*) "Data provided by the client"

Index

INDEX 2
ACRONYMS 3
COMPETENCES AND GUARANTEES 3
GENERAL CONDITIONS 3
UNCERTAINTY 4
DATA PROVIDED BY THE CLIENT 4
USAGE OF SAMPLES 8
TEST SAMPLE DESCRIPTION 9
IDENTIFICATION OF THE CLIENT 11
TESTING PERIOD AND PLACE 11
DOCUMENT HISTORY 11
ENVIRONMENTAL CONDITIONS 11
REMARKS AND COMMENTS 12
TESTING VERDICTS 13
SUMMARY 14
APPENDIX A: TEST RESULTS 15

Acronyms

Acronym ID	Acronym Description
99OBW	99% Occupied Channel Bandwidth
Detector	Detector used
Ebw	Emission Bandwidth
Equipment	Equipment Type
Freq	Frequency
Freq Rng	Frequency Range
MP	Measurement Point
Mod	Modulation
Operation Band	Operation Band
Pol	Polarization
S/	Sample
Unwanted Freq	Unwanted Emissions Frequency
Unwanted Lvl	Unwanted Emissions Level

Competences and guarantees

DEKRA Testing and Certification S.A.U. is a testing laboratory accredited by the National Accreditation Body (ENAC -Entidad Nacional de Acreditación), to perform the tests indicated in the Certificate No. 51/LE 147.

DEKRA Testing and Certification S.A.U. is an FCC-recognized accredited testing laboratory with appropriate scope of accreditation that covers the performed tests in this report.

DEKRA Testing and Certification S.A.U. is an ISED-recognized accredited testing laboratory, CABid: ES1909, Company Number: 4621A, with the appropriate scope of accreditation that covers the performed tests in this report.

In order to assure the traceability to other national and international laboratories, DEKRA Testing and Certification S.A.U. has a calibration and maintenance program for its measurement equipment.

DEKRA Testing and Certification S.A.U. guarantees the reliability of the data presented in this report, which is the result of the measurements and the tests performed to the item under test on the date and under the conditions stated on the report and, it is based on the knowledge and technical facilities available at DEKRA Testing and Certification S.A.U. at the time of performance of the test.

DEKRA Testing and Certification S.A.U. is liable to the client for the maintenance of the confidentiality of all information related to the item under test and the results of the test.

The results presented in this Test Report apply only to the particular item under test established in this document.

IMPORTANT: No parts of this report may be reproduced or quoted out of context, in any form or by any means, except in full, without the previous written permission of DEKRA Testing and Certification S.A.U.

General conditions

1. This report is only referred to the item that has undergone the test.
2. This report does not constitute or imply on its own an approval of the product by the Certification Bodies or competent Authorities.
3. This document is only valid if complete; no partial reproduction can be made without previous written permission of DEKRA Testing and Certification S.A.U.
4. This test report cannot be used partially or in full for publicity and/or promotional purposes without previous written permission of DEKRA Testing and Certification S.A.U. and the Accreditation Bodies.

Uncertainty

Uncertainty (factor k=2) was calculated according to the DEKRA Testing and Certification S.A.U. internal document PODT000.

The total uncertainty of the measurement system for the radiated emissions of EUT from 30 MHz to 1 GHz is: Measurement uncertainty ≤ ± 5,35 dB with factor (k = 2).

The total uncertainty of the measurement system for the radiated emissions of EUT from 1 GHz to 17 GHz is: Measurement uncertainty ≤ ± 4,32 dB with factor (k = 2).

The total uncertainty of the measurement system for the radiated emissions of EUT from 17 GHz to 26 GHz is: Measurement uncertainty ≤ ± 5,51 dB with factor (k = 2).

The total uncertainty of the measurement system for the conducted testing of EUT is:
Field strength of fundamental and harmonic emissions: Measurement uncertainty ≤ ± 4,32 dB
Occupied Channel Bandwidth: Measurement uncertainty ≤ ± 1,40 %

Data provided by the client

The following data has been provided by the client:

1. Information relating to the description of the sample ("Identification of the item tested", "Trademark", "Model and/or type reference tested").

2. The sample consists of a Hearing Instrument. In-the-ear Hearing instrument powered by a Li-Ion rechargeable battery. Integrated wireless connectivity over BLE, BT and a proprietary modulation. Supports.

3. Derived model not tested. These models have been declared by the supplier of the sample as being the same as the model under test. The derived model not tested document provided by the supplier is included.

DEKRA Testing and Certification, S.A.U.
Parque Tecnológico de Andalucía,
c/ Severo Ochoa nº 2 · 29590 Campanillas · Málaga · España
C.I.F. A29507456

DEKRA

sonova
HEAR THE WORLD

ID: PDL-14003
Version: 4

Product Equality Declaration DoE Phonak Virto I

To whom it may concern

Stäfa (Switzerland), June 2024 / Regulatory Affairs

Product Equality Declaration

We, Sonova AG, hereby declare under our own responsibility that the products listed below as "Products with equivalent Hardware and Software" are in all relevant parts and hardware and software construction identical to the corresponding product identified as "Products with basis Hardware and Software".

The following standards and/or technical regulations and corresponding test reports fully apply accordingly:

Standards
Hearing aid standards: ACUSTIC: IEC (International Electroacoustic Commission) 60118-0 and NSH 7.0 (including Annex A); EMC (Electromagnetic Compatibility): IEC 60118-13; EMC immunity: ANSI (American National Standards Institute) C63.19; Degrees of protection provided by enclosures (IP Code): IEC 60529 SW: IEC/EN 62304:2006 + A1:2015; UNE EN 62304:2007 + Corr:2009 + A1:2016; Europe: HEALTH & SAFETY: IEC/EN 60601-1; IEC/EN 60601-1-6; IEC/EN 60601-1-11; IEC/EN 60601-2-66; IEC/EN 62133-2; UN 38.3 Test 7; IEC/EN 62479; EMC: IEC/EN 60601-1-2; EN ETSI 301 489-1, -17 ; SPECTRUM: EN 300 328; USA: 47 CFR Part 15 (B); Part 15 (C):15.249, 15.209; Part 2: 2.1093; 2.1091 Canada: RSS-Gen, ICES-003, RSS-210, RSS-102 Japan: ARIB T66, Ordinance regulating Radio Equipment (2005-08) Ar12 item 19

The only difference between the listed equivalent and corresponding basis models is the model's name, a separate set of audiological features per performance level.

Confidential and proprietary.
This document and its contents are confidential and proprietary to Sonova and shall not be reproduced or otherwise disclosed to anyone other than Sonova employees without written authorization from Sonova.
This printout is an uncontrolled copy. The original is stored in the Document Management System.

Products with basis Hardware and Software (tested representative model)	**Products with equivalent Hardware and Software**
Phonak Virto I90-R (with Receiver M/P/SP/UP) HW version: 063-0526-01 FW version: 068-1500 SW version: Target 10 or higher	**Phonak Virto I70-R** (with Receiver M/P/SP/UP) HW version: 063-0527-01 FW version: 068-1501 SW version: Target 10 or higher **Phonak Virto I50-R** (with Receiver M/P/SP/UP) HW version: 063-0528-01 FW version: 068-1502 SW version: Target 10 or higher **Phonak Virto I30-R** (with Receiver M/P/SP/UP) HW version: 063-0529-01 FW version: 068-1503 SW version: Target 10 or higher
Phonak Virto I90-10 NW O (with Receiver M/P/SP) HW version: 063-0530-01 FW version: 068-1414 SW version: Target 10 or higher	**Phonak Virto I70-10 NW O** (with Receiver M/P/SP) HW version: 063-0531-01 FW version: 068-1415 SW version: Target 10 or higher **Phonak Virto I50-10 NW O** (with Receiver M/P/SP) HW version: 063-0532-01 FW version: 068-1416 SW version: Target 10 or higher **Phonak Virto I30-10 NW O** (with Receiver M/P/SP) HW version: 063-0533-01 FW version: 068-1417 SW version: Target 10 or higher
Phonak Virto I90-Titanium (with Receiver M/P/SP) HW version: 063-0534-01 FW version: 068-1418 SW version: Target 10 or higher	**Phonak Virto I70-Titanium** (with Receiver M/P/SP) HW version: 063-0535-01 FW version: 068-1419 SW version: Target 10 or higher

Place and date

Staefa,

Shokoufeh Khodabandeh

Director Regulatory Affairs

Staefa,

David Sooprayen

Senior Regulatory Affairs Manager

Document is signed and dated electronically with SmartSolve

Sonova AG
Laubisrütistrasse 28
8712 Stäfa, Switzerland

Phone +41 58 928 01 01
Fax +41 58 928 20 11
info@sonova.com // www.sonova.com

Confidential and proprietary.
This document and its contents are confidential and proprietary to Sonova and shall not be reproduced or otherwise disclosed to anyone other than Sonova employees without written authorization from Sonova.
This printout is an uncontrolled copy. The original is stored in the Document Management System.

Document Detail

28-Jun-2024

1

Type: PDL
Document No.: PDL-14003
Rev.: 4
Title: Product Equality Declaration DoE Phonak Virto I
Process: Regulatory Affairs
Owner: 22DSOOPRAYEN David Sooprayen

Status: CURRENT
Effective Date: 27-Jun-2024

Attributes

Attribute Type	Value	Description
Affected Site	1100	Stafa (CH)
Affected Site	5300	Unitron Hearing
Project	Prince ITE	
Project Phase	User Needs	

Reference

Document No.	Title	Content Type	Relation
PDL-22655 [1]	Lifetime Performance Test Plan Prince ITE-R	DOCUMENT	Related

Approvals

Level	Actor	Job Title	Sign-off Date	Sign-off By
1	Nataya Jaiman	Regulatory Affairs and Quality Coordinator	27-Jun-2024	11NJAIMAN
2	David Sooprayen	Senior Regulatory Affairs Manager	27-Jun-2024	22DSOOPRAYEN
2	Shokoufeh Khodabandeh	Director Regulatory Affairs	27-Jun-2024	11SKHODABAND

Revision Notes

Access Activity	Note	Accessed By	Accessed Date
Remark	Reference to additional standards added and transfer into new version of the template.	22DSOOPRAYEN	25-Jun-2024

DEKRA Testing and Certification S.A.U. declines any responsibility with respect to the information provided by the client and that may affect the validity of results.

DEKRA Testing and Certification S.A.U. declines any responsibility with respect to the information provided by the client and that may affect the validity of results.

Usage of samples

Samples undergoing test have been selected by: The client.

Id	Control Number	Description	Model	Serial Nº	Date of Reception	Application
S/01	79371B_41.1	Hearing aid (RF Left)	--	--	2024-06-10	Element Under Test
S/02	79371B_31.1	Setup on acrylic	--	1	2024-06-05	Element Under Test

Notes referenced to samples during the project:

Id	Type
S/01	Radiated
S/02	Conducted

Test sample description

Ports…… :	Port name and description	Cable			
		Specified max length [m]	Attached during test	Shielded	Coupled to patient(3)
	.....	.....	[ ]	[ ]	[ ]
	.....	.....	[ ]	[ ]	[ ]
	.....	.....	[ ]	[ ]	[ ]
	.....	.....	[ ]	[ ]	[ ]
	.....	.....	[ ]	[ ]	[ ]
	.....	.....	[ ]	[ ]	[ ]
Supplementary information to the ports…… :	.....				

Rated power supply .....:	Voltage and Frequency		Reference poles				
			L1	L2	L3	N	PE
	[ ]	AC:	[ ]	[ ]	[ ]	[ ]	[ ]
	[ ]	AC:	[ ]	[ ]	[ ]	[ ]	[ ]
	[X]	DC: Vnom:3.8V Lithium-Ion rechargeable					
	[ ]	DC:					
Rated Power .....:	.....						
Clock frequencies.....:	.....						
Other parameters .....:	.....						
Software version .....:	.....						
Hardware version .....:	.....						
Dimensions in cm (W x H x D) ....:	.....						
Mounting position .....:	[ ]	Table top equipment					
	[ ]	Wall/Ceiling mounted equipment					
	[ ]	Floor standing equipment					
	[ ]	Hand-held equipment					
	[X]	Other: Hearing Instrument					
Modules/parts.....:	Module/parts of test item			Type		Manufacturer	

	.....	.....	.....
	.....	.....	.....
	.....	.....	.....
	.....	.....	.....
Accessories (not part of the test item) .....:	Description	Type	Manufacturer
	.....	.....	.....
	.....	.....	.....
	.....	.....	.....
	.....	.....	.....
	.....	.....	.....
	.....	.....	.....
Documents as provided by the applicant.....:	Description	File name	Issue date
	.....	.....	.....
	.....	.....	.....
	.....	.....	.....
	.....	.....	.....

(3) Only for Medical Equipment

Identification of the client

SONOVA AG
Laubisrutisstrasse 28, CH-8712 Stäfa, Switzerland

Testing period and place

Test Location	DEKRA Testing and Certification S.A.U.
Date (start)	2024-06-12
Date (finish)	2024-06-20

Document history

Report number	Date	Description
79371RRF.003	2024-07-12	First release.
79371RRF.003A1	2024-08-02	First modification. The index section on page 16 has been corrected. Additional information on measurement ranges is added on page 20. This report cancels and replaces 79371RRF.003

Environmental conditions

In the control chamber, the following limits were not exceeded during the test:

Temperature	Min. = 15 ºC Max. = 35 ºC
Relative humidity	Min. = 20 % Max. = 75 %

In the semianechoic chamber, the following limits were not exceeded during the test.

Temperature	Min. = 15 ºC Max. = 35 ºC
Relative humidity	Min. = 20 % Max. = 75 %

In the chamber for conducted measurements, the following limits were not exceeded during the test:

Temperature	Min. = 15 ºC Max. = 35 ºC
Relative humidity	Min. = 20 % Max. = 75 %

Remarks and comments

The tests have been performed by the technical personnel: Alvaro Borrego Robles, Daniel Mejías Herrera, Ruben Mora Fernandez and Victoria Olmedo Villalba.

Used instrumentation:

Control No.	Equipment	Model	Manufacturer	Next Calibration
05862	EMI TEST RECEIVER 9kHz-7GHz	ESR7	ROHDE AND SCHWARZ	2025-02-15
8835	SIGNAL AND SPECTRUM ANALYZER 2Hz-50GHz	FSW50	ROHDE AND SCHWARZ	2025-02-08
7794	SIGNAL AND SPECTRUM ANALYZER 10Hz-40GHz	FSV40	ROHDE AND SCHWARZ	2025-04-21
07763	HORN ANTENNA 1-18GHz	BBHA 9120D	SCHWARZBECK MESS-ELEKTRONIK	2026-01-16
04657	HORN ANTENNA 18-40GHz	BBHA 9170	SCHWARZBECK	2026-06-12
09968	HYBRID BILOG ANTENNA 30MHz-6GHz	3142E	ETS LINDGREN	2026-09-22
07862	PRE-AMPLIFIER G>30dB 18-40GHz	BLMA 1840-3G	BONN ELEKTRONIK	2025-04-02
07769	PREAMPLIFIER 30dB 500MHz-18GHz	BBV 9718 C	SCHWARZBECK	2025-03-13
08130	SEMIANECHOIC ABSORBER LINED CHAMBER	P29419	ALBATROSS	--
08134	SHIELDED ROOM	P29419	ALBATROSS PROJECTS GMBH	--
04848	SOFTWARE FOR EMC/RF TESTING	EMC32	ROHDE AND SCHWARZ	--
07550	TEMPERATURE AND HUMIDITY PROBE	HWg-STE	HW GROUP	2025-04-24
07549	TEMPERATURE AND HUMIDITY PROBE	HWg-STE	HW GROUP	2025-04-24

Testing verdicts

Fail	F
Inconclusive	I
Not applicable	N/A
Not measured	N/M
Pass	P

Summary

FCC PART 15 PARAGRAPH / RSS-210			
Requirement – Test case		**Verdict**	**Remark**
15.249 (a) / RSS-210 B.10 (a)	Field strength of fundamental and harmonic emissions	P	(1)
15.249 (d) (e) / RSS-210 B.10 (b)	Emissions radiated outside of the specific frequency bands	P	(1)
99dBw	Occupied Channel Bandwidth 99%	P	(1)
Supplementary information and remarks: (1) The equipment supports multiple 2.4 GHz modulation: BTLE GFSK, BT BASIC RATE, Proprietary protocol DM 2.4 GHz, Proprietary protocol Flora 2.4 GHz.			

Appendix A: Test results

INDEX

TEST CONDITIONS 17

TEST CASES DETAILS 20

FCC 47 CFR PART 15.249 / RSS-210 20

15.249 (d) (e) / RSS-210 B.10 (b) Emissions radiated outside of the specific frequency bands 20
20dBW Emission Bandwith 20dB 78
99dBw Occupied Channel Bandwidth 99% 106
FCC 15.249 (b) / RSS-210 B.10 (a) Field strength of fundamental and harmonics emissions 134

TEST CONDITIONS

(*): Data provided by the client.

POWER SUPPLY (*):

Vnominal: 3.8V DC.

Type of Power Supply: Battery (Lithium-Ion rechargeable).

ANTENNA (*):

Type of Antenna: Integral Antenna (Internal Dipole Antenna).

Maximum Declared Antenna Gain: -13.1dBi.

TEST FREQUENCIES (*):

Modulation	Data rates	Low Channel	Middle Channel	High Channel
BTLE 5.0 GFSK	1M 1 Mbit/s	2402 MHz	2440 MHz	2480 MHz
BTLE 5.0 GFSK	2M 2 Mbit/s	2402 MHz	2440 MHz	2480 MHz
BT BASIC RATE	GFSK	2402 MHz	2441 MHz	2480 MHz
BT BASIC RATE	Pi/4 DQPSK 2-DH5	2402 MHz	2441 MHz	2480 MHz
BT BASIC RATE	8DPSK 3-DH5	2402 MHz	2441 MHz	2480 MHz
Proprietary protocol DM 2.4 GHz	Proprietary	2402 MHz	2440 MHz	2480 MHz
Proprietary protocol Flora 2.4 GHz	Proprietary	2402 MHz	2440 MHz	2480 MHz

During transmitter test the EUT was controlled by a SW tool provided by the client to operate in a continuous transmit mode on the modulation schemes and test channels as required. The duty cycle for all modulations is 100%.

CONDUCTED MEASUREMENTS:

The equipment under test was set up in a shielded room and it is connected to the TS8997 using a low loss RF cable. The reading of the spectrum analyser is corrected taking into account the cable loss.

RADIATED MEASUREMENTS:

All radiated tests were performed in a semi-anechoic chamber. The measurement antenna (Bilog antenna for the range between 30 MHz to 1000 MHz and 1 GHz-17 GHz Double ridge horn antenna) is situated at a distance of 3 m and at a distance of 1.5 m for the frequency range 17 GHz-26 GHz (17 GHz-40 GHz horn antenna).

For radiated emissions in the range 17 GHz-26 GHz that is performed at a distance closer than the specified distance, an inverse proportionality factor of 20 dB per decade is used to normalize the measured data for determining compliance.

The equipment under test was set up on a non-conductive platform above the ground plane and the situation and orientation was varied to find the maximum radiated emission. It was also rotated 360º and the antenna height (Bilog antenna and Double ridge horn antenna) was varied from 1 to 4 meters to find the maximum radiated emission.

Measurements were made in both horizontal and vertical planes of polarization.

A resolution bandwidth/video bandwidth of 100 kHz / 300 kHz was used for frequencies below 1 GHz and 1 MHz / 3 MHz for frequencies above 1 GHz.

Radiated measurements setup from 30 MHz to 1 GHz:

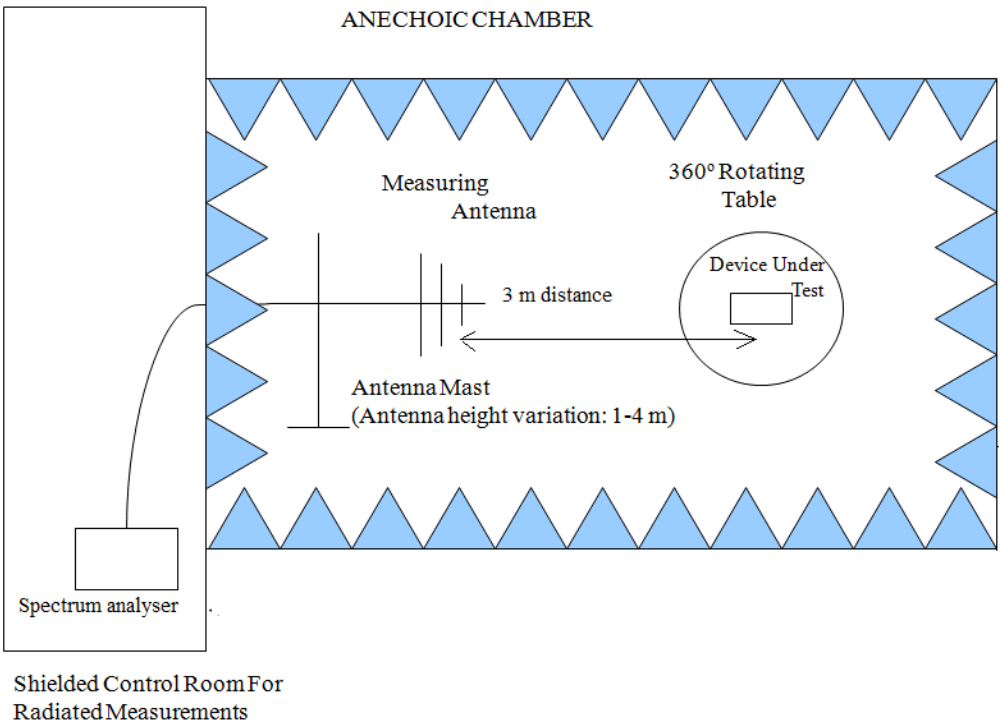

Radiated measurements setup from 1 GHz to 17 GHz:

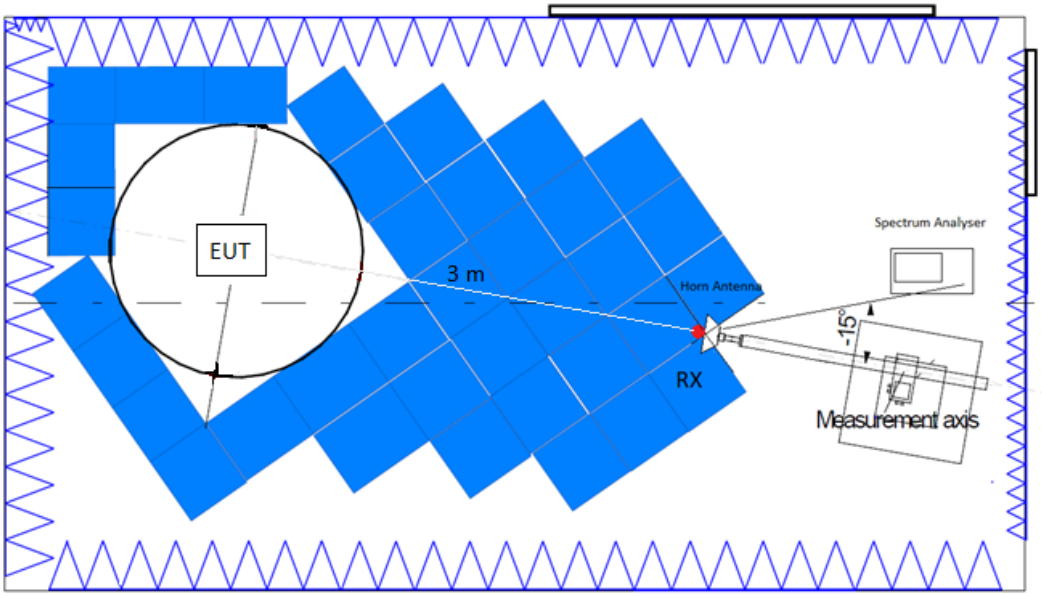

Radiated measurements setup f > 17 GHz:

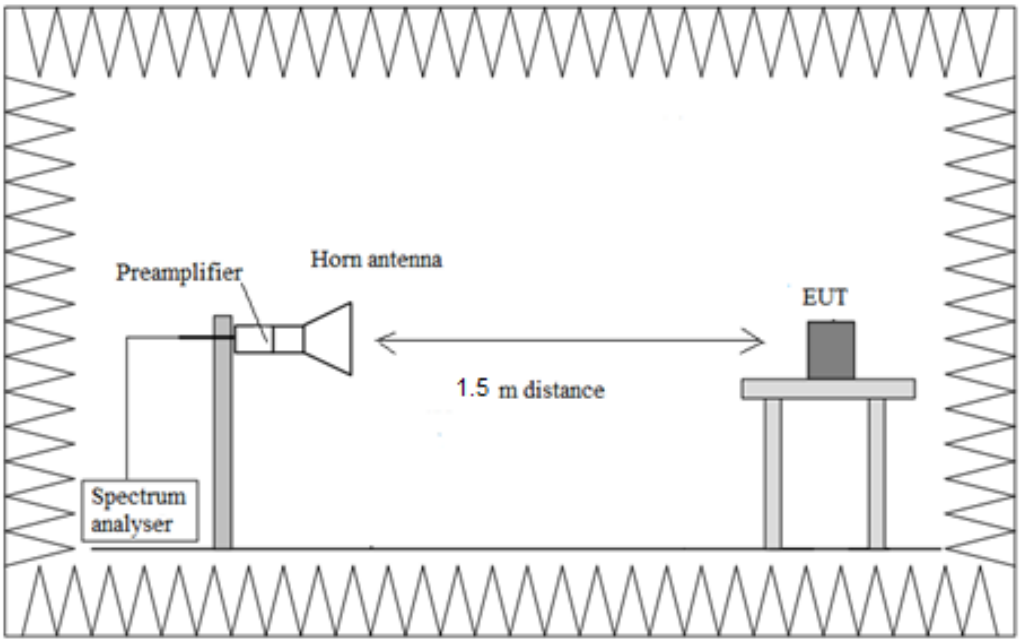

TEST CASES DETAILS

FCC 47 CFR Part 15.249 / RSS-210

15.249 (d) (e) / RSS-210 B.10 (b) Emissions radiated outside of the specific frequency bands

Limits

The field strength of harmonics from intentional radiators shall comply with the following

Fundamental frequency (MHz)	Field strength of harmonics (µV/m)	Field strength of harmonics (dBµV/m)	Measurement distance (m)
902 - 928	500	54	3
2400 – 2483.5	500	54	3
5725 - 5875	500	54	3
24000-24250	2500	67.96	3

Emissions radiated outside of the specific frequency bands, except for harmonics, shall be attenuated by at least 50 dB below the level of fundamental or to the general radiated emission limits specified in section 15.209:

Frequency Range (MHz)	Field strength (µV/m)	Field strength (dBµV/m)	Measurement distance (m)
0.009-0.490	2400/F(kHz)	-	300
0.490-1.705	24000/F(kHz)	-	30
1.705 - 30.0	30	-	30
30 - 88	100	40	3
88 - 216	150	43.5	3
216 - 960	200	46	3
960 - 25000	500	54	3

Whichever is the lesser attenuation.

Frequency range tested for Radiated emissions according to section 15.33:

Start frequency: no radiofrequency signal generated in the device found below 10th sub-harmonic, no further investigation required.

Stop frequency: it has been performed the radiated spurious emissions until 10th harmonic.

Spectrum Analyzer Parameters:

Subrange	Step Size	Detectors	Bandwidth	Sweep Time	Preamp
Receiver: [ESR 7]					
30 MHz - 1 GHz	48,5 kHz	PK+	100 kHz	1 s	20 dB
Receiver: [FSV 40]					
1 GHz - 3 GHz	66,667 kHz	PK+; AVG	1 MHz	1 s	0 dB
Receiver: [FSW 50]					
3 GHz - 17 GHz	500 kHz	PK+; AVG	1 MHz	1 s	0 dB
Receiver: [FSW 50]					
17 GHz - 26 GHz	500 kHz	PK+; AVG	1 MHz	1 s	0 dB

Modulation: BTLE 5.0 (GFSK 1 Mbit/s)

Results

No spurious frequencies detected at less than 20 dB below the limit

Verdict

Pass

Attachments

Frequency MHz = 2402.00000 Modulation = BTLE 5.0 (GFSK 1 Mbit/s)

Frequency Range GHz = [0.03, 1]

Images:

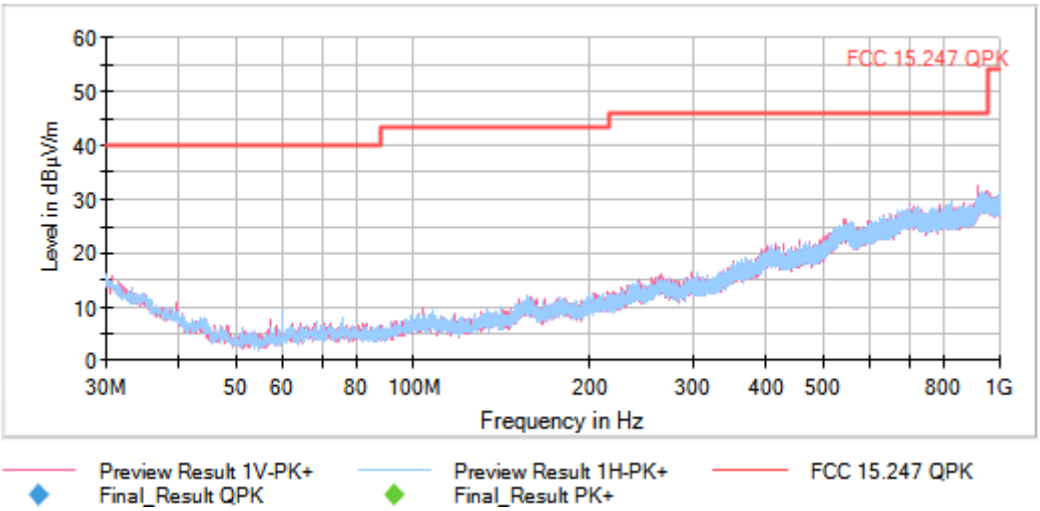

This plot is valid for all channels

Frequency MHz = 2402.00000 Modulation = BTLE 5.0 (GFSK 1 Mbit/s)

Frequency Range GHz = [1, 3]

Images:

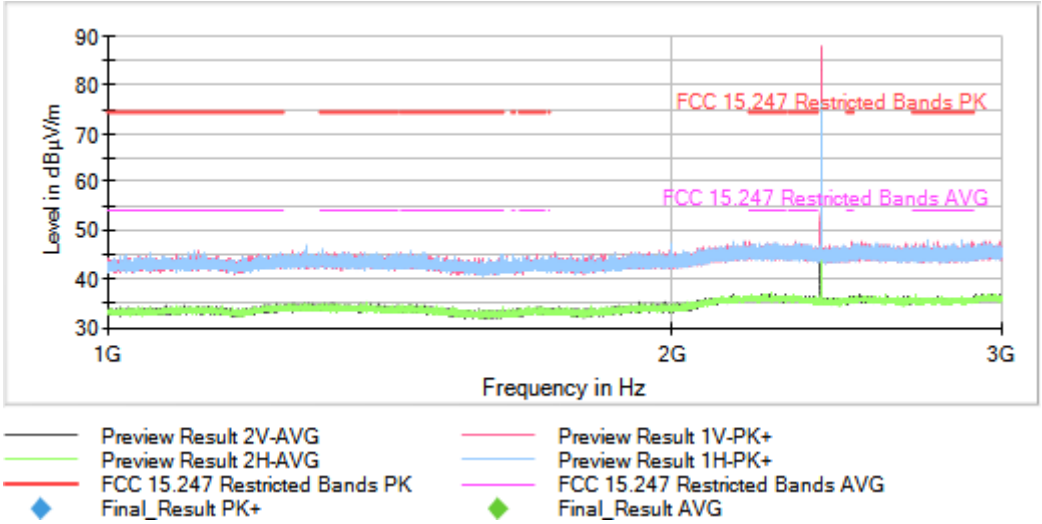

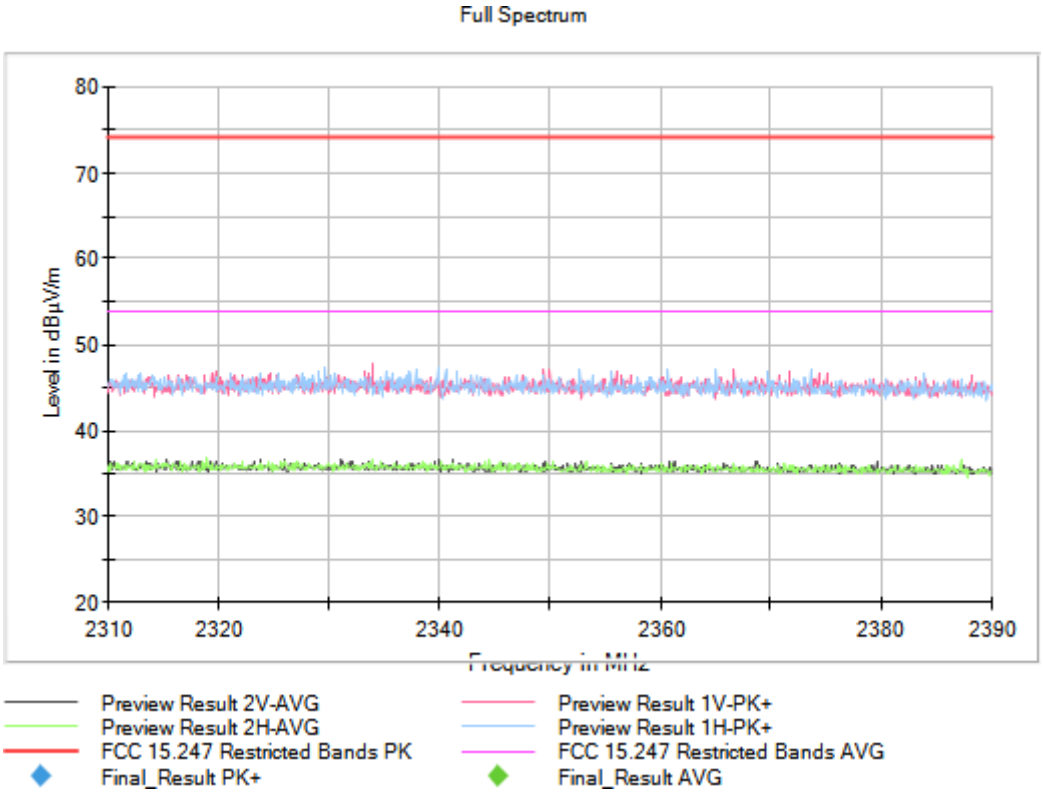
Full Spectrum
Level in dBµV/m
80
70
60
50
40
30
20
2310
2320
2340
2360
2380
2390
Preview Result 2V-AVG
Preview Result 2H-AVG
FCC 15.247 Restricted Bands PK
Final_Result PK+
Preview Result 1V-PK+
Preview Result 1H-PK+
FCC 15.247 Restricted Bands AVG
Final_Result AVG

Full Spectrum
Level in dBµV/m
80
70
60
50
40
30
20
2483,5
2490
2495
2500
Preview Result 2V-AVG
Preview Result 2H-AVG
FCC 15.247 Restricted Bands PK
Final_Result PK+
Preview Result 1V-PK+
Preview Result 1H-PK+
FCC 15.247 Restricted Bands AVG
Final_Result AVG

Frequency MHz = 2440.00000 Modulation = BTLE 5.0 (GFSK 1 Mbit/s)

Frequency Range GHz = [1, 3]

Images:

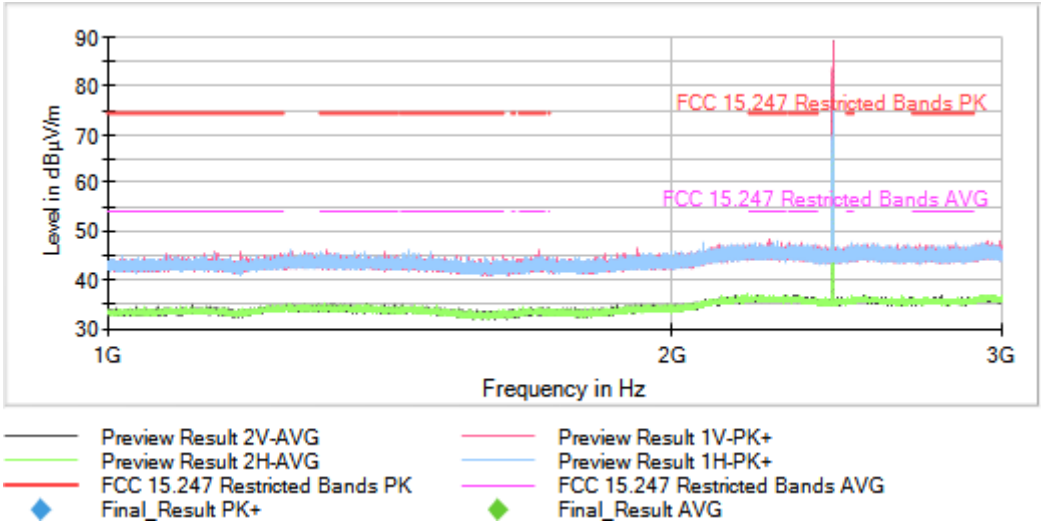

Full Spectrum

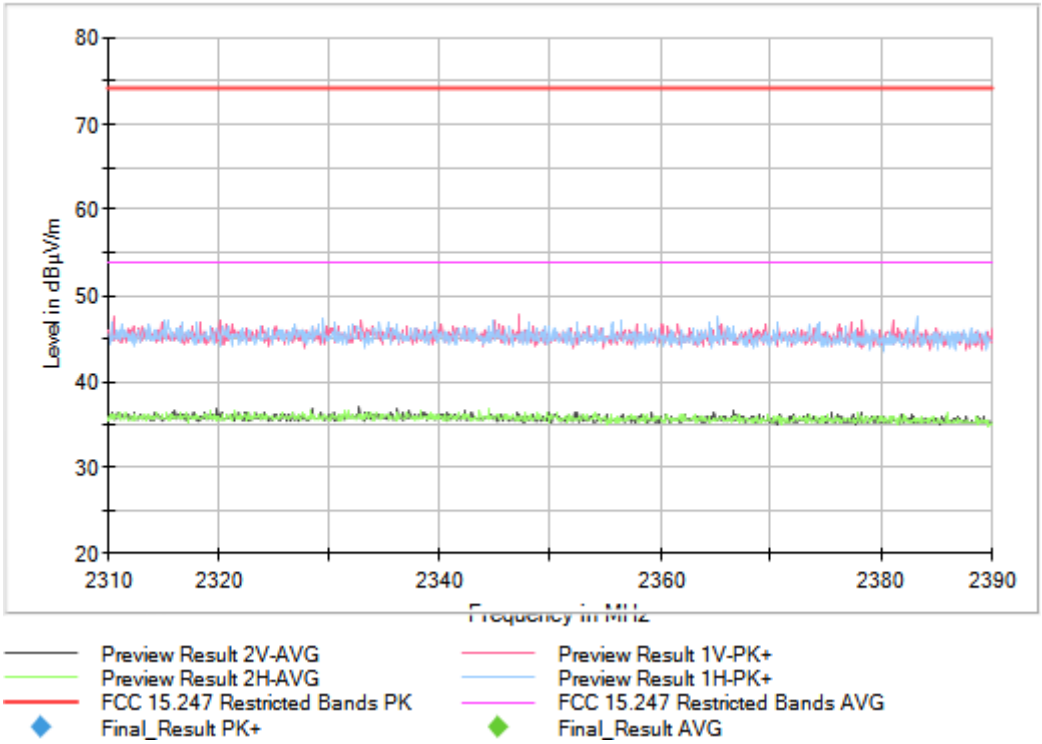

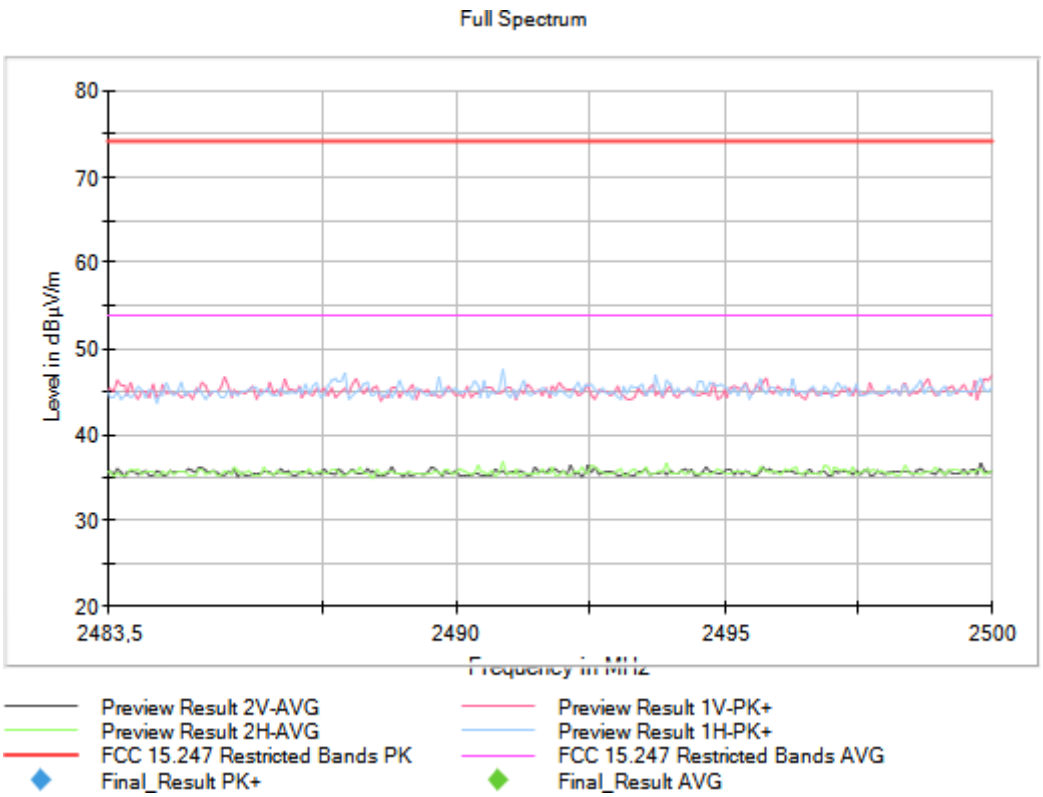

Frequency MHz = 2480.00000 Modulation = BTLE 5.0 (GFSK 1 Mbit/s)

Frequency Range GHz = [1, 3]

Images:

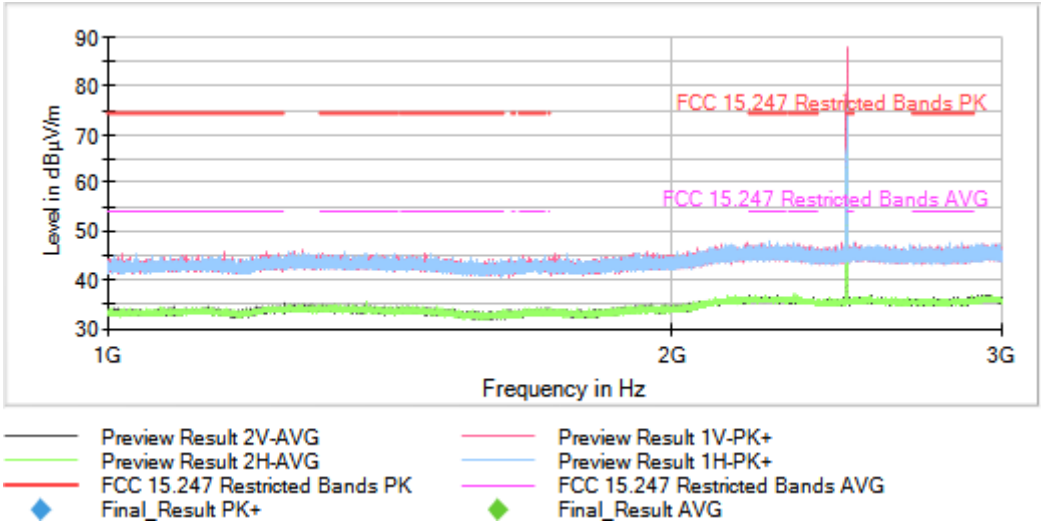

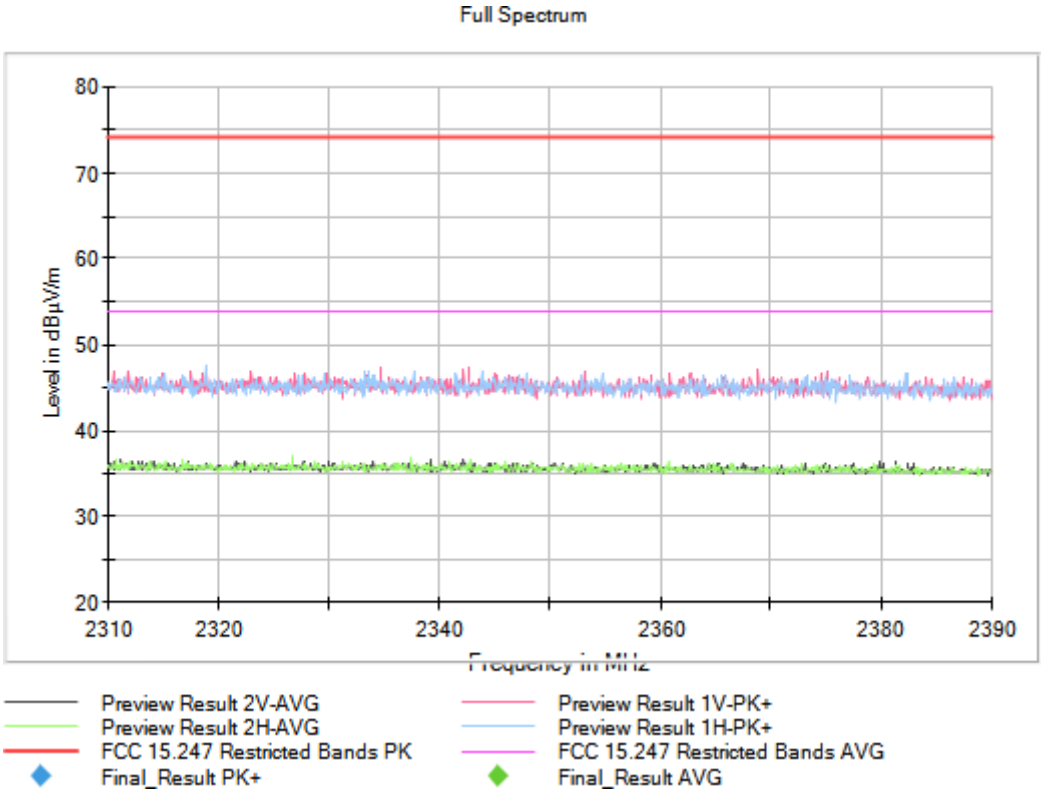
Full Spectrum
Level in dBµV/m
80
70
60
50
40
30
20
2310
2320
2340
2360
2380
2390
Preview Result 2V-AVG
Preview Result 2H-AVG
FCC 15.247 Restricted Bands PK
Final_Result PK+
Preview Result 1V-PK+
Preview Result 1H-PK+
FCC 15.247 Restricted Bands AVG
Final_Result AVG

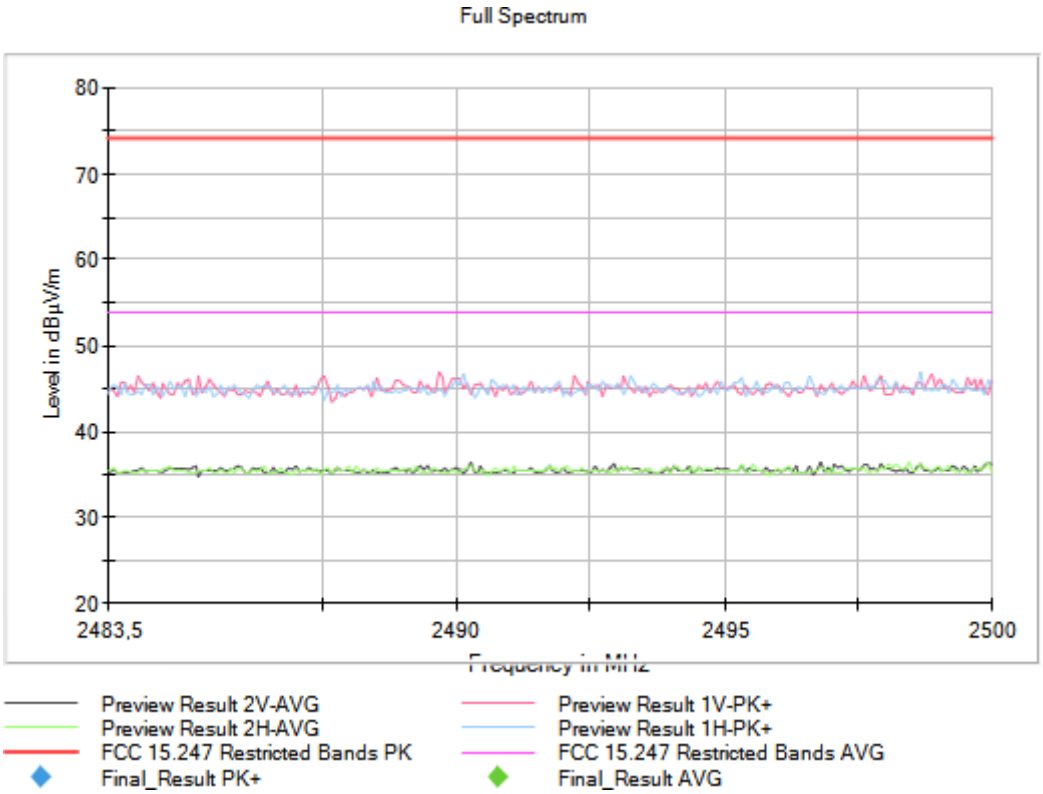
Full Spectrum
Level in dBµV/m
80
70
60
50
40
30
20
2483,5
2490
2495
2500
Preview Result 2V-AVG
Preview Result 2H-AVG
FCC 15.247 Restricted Bands PK
Final_Result PK+
Preview Result 1V-PK+
Preview Result 1H-PK+
FCC 15.247 Restricted Bands AVG
Final_Result AVG

Frequency MHz = 2402.00000 Modulation = BTLE 5.0 (GFSK 1 Mbit/s)

Frequency Range GHz = [3, 17]

Images:

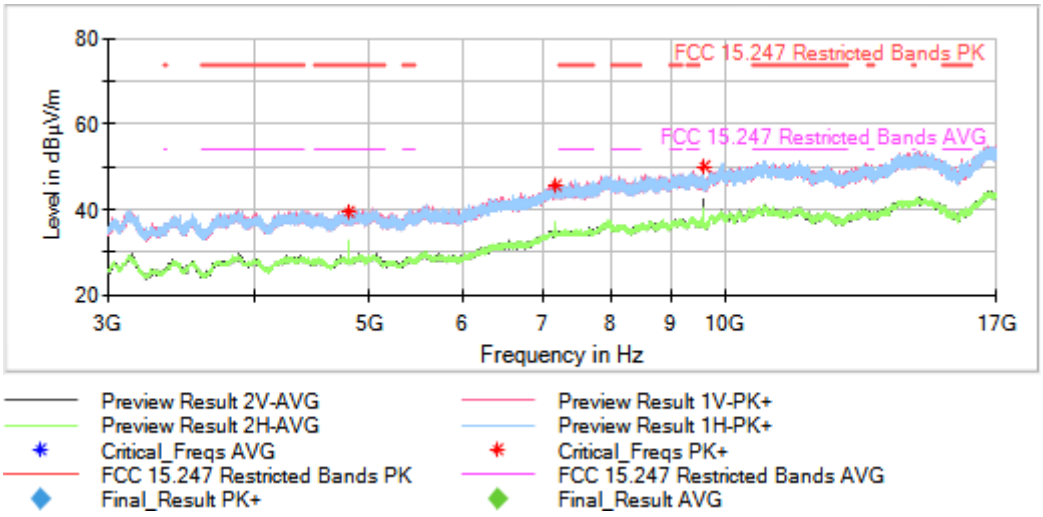

Frequency MHz = 2440.00000 Modulation = BTLE 5.0 (GFSK 1 Mbit/s)

Frequency Range GHz = [3, 17]

Images:

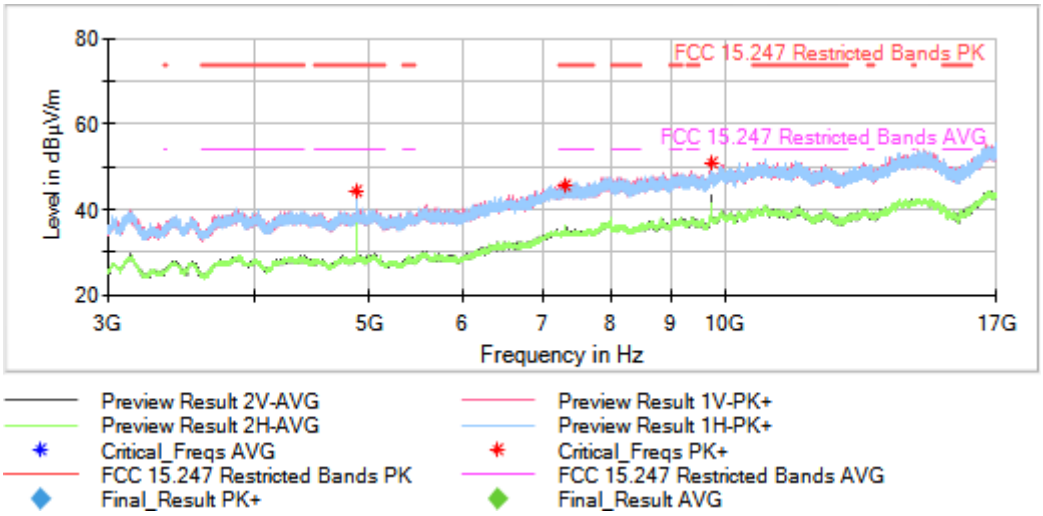

Frequency MHz = 2480.00000 Modulation = BTLE 5.0 (GFSK 1 Mbit/s)

Frequency Range GHz = [3, 17]

Images:

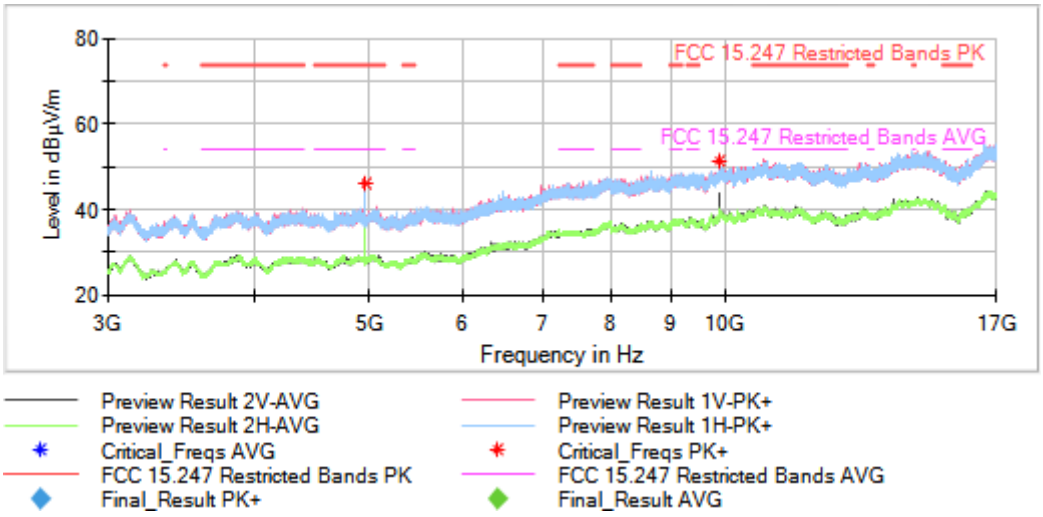

Frequency MHz = 2402.00000 Modulation = BTLE 5.0 (GFSK 1 Mbit/s)

Frequency Range GHz = [17, 26]

Images:

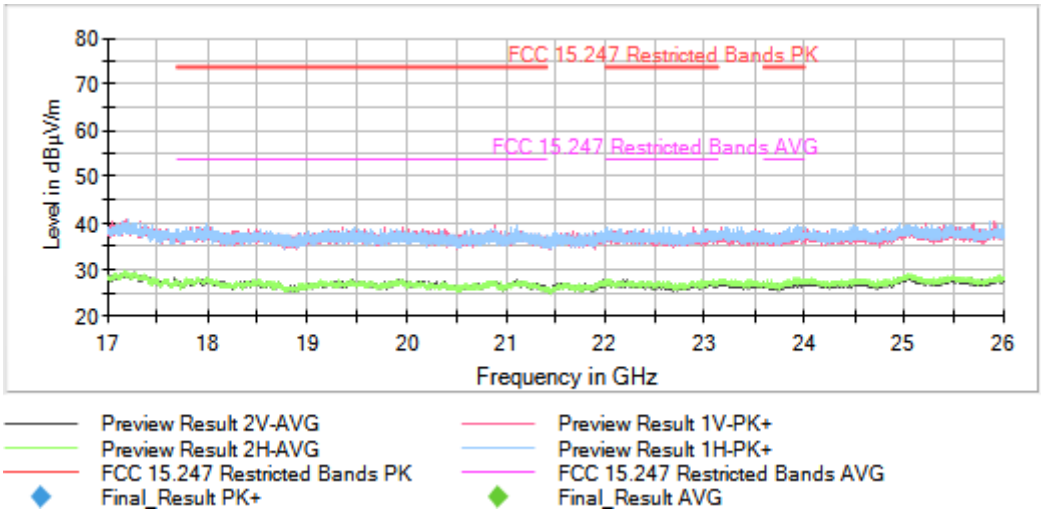

This plot is valid for all channels

Modulation: BTLE 5.0 (GFSK 2 Mbit/s)

Results

No spurious frequencies detected at less than 20 dB below the limit

Verdict

Pass

Attachments

Frequency MHz = 2440.00000 Modulation = BTLE 5.0 (GFSK 2 Mbit/s)

Frequency Range GHz = [0.03, 1]

Images:

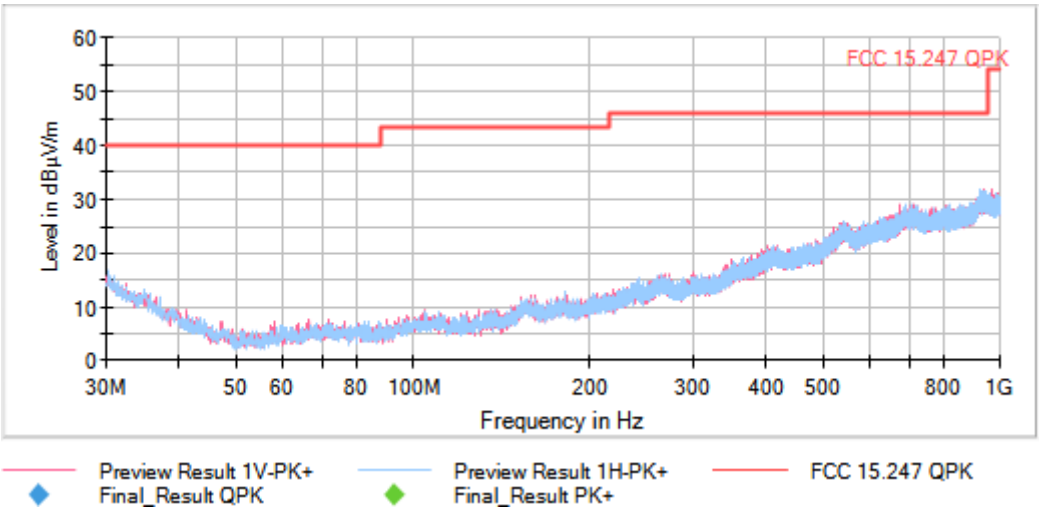

This plot is valid for all channels

Frequency MHz = 2402.00000 Modulation = BTLE 5.0 (GFSK 2 Mbit/s)

Frequency Range GHz = [1, 3]

Images:

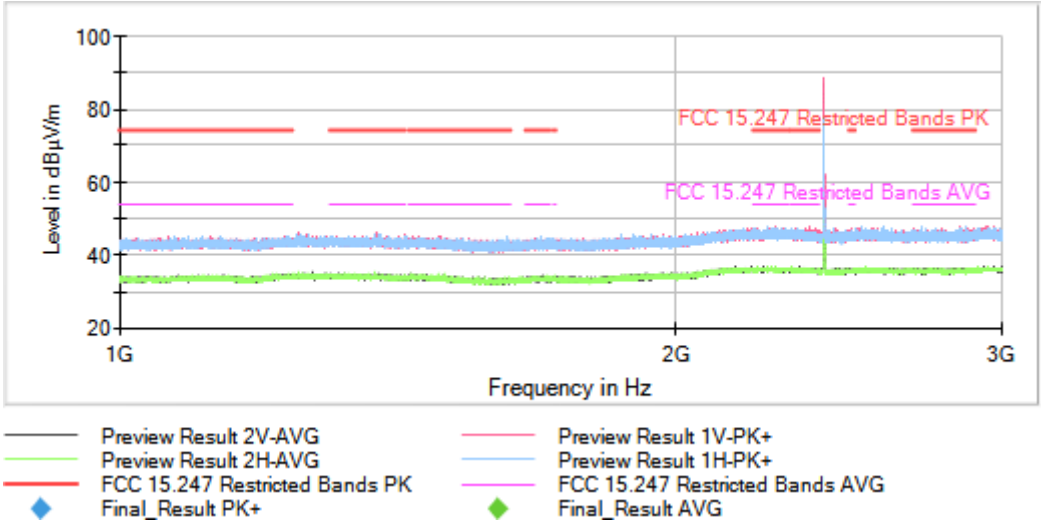

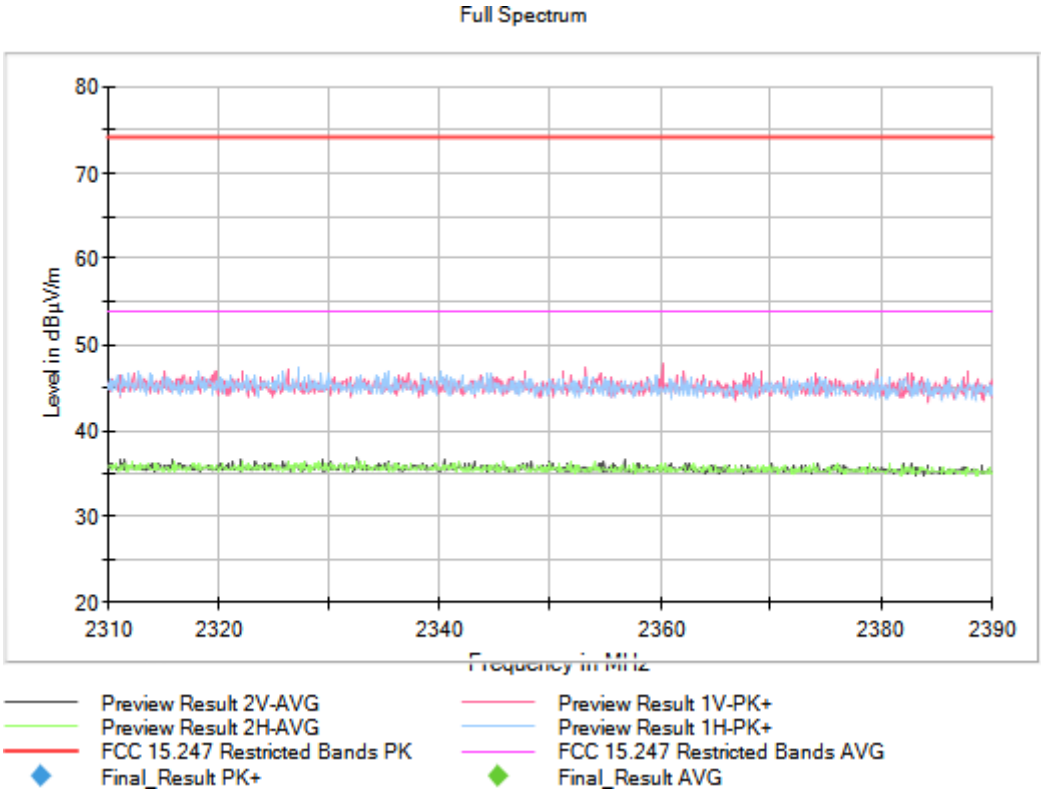
Full Spectrum
Level in dBµV/m
80
70
60
50
40
30
20
2310
2320
2340
2360
2380
2390
Frequency in MHz
Preview Result 2V-AVG
Preview Result 2H-AVG
FCC 15.247 Restricted Bands PK
Final_Result PK+
Preview Result 1V-PK+
Preview Result 1H-PK+
FCC 15.247 Restricted Bands AVG
Final_Result AVG

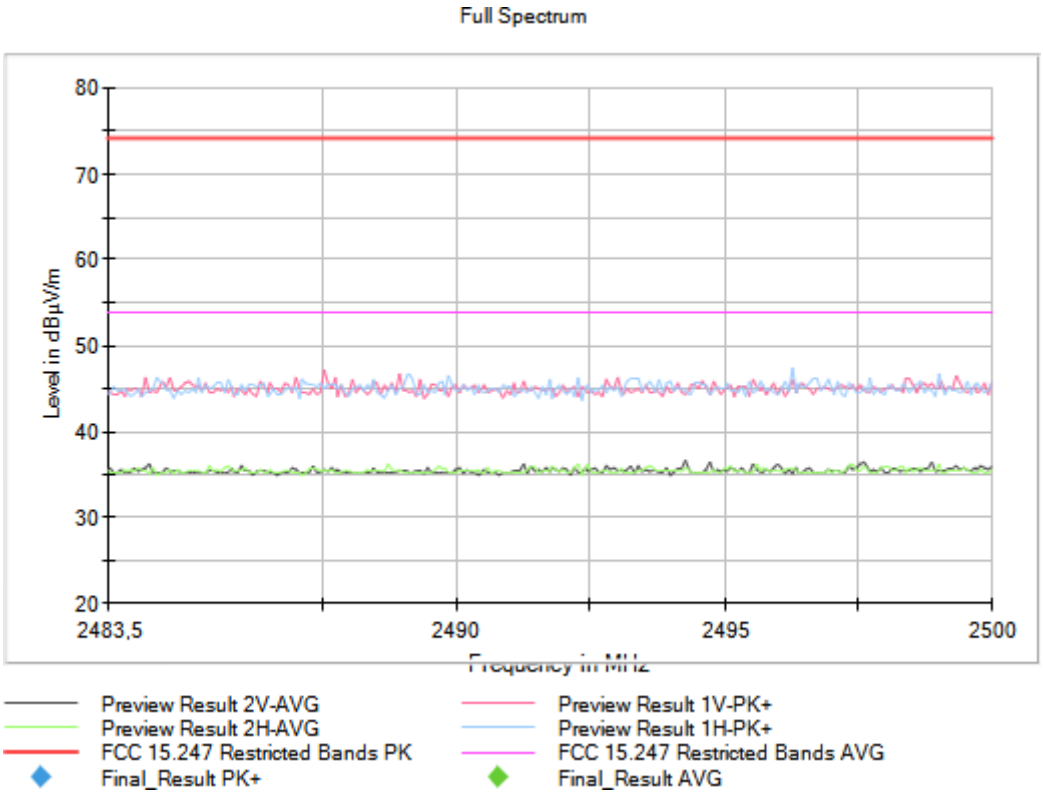
Full Spectrum
Level in dBµV/m
80
70
60
50
40
30
20
2483,5
2490
2495
2500
Frequency in MHz
Preview Result 2V-AVG
Preview Result 2H-AVG
FCC 15.247 Restricted Bands PK
Final_Result PK+
Preview Result 1V-PK+
Preview Result 1H-PK+
FCC 15.247 Restricted Bands AVG
Final_Result AVG

Frequency MHz = 2440.00000 Modulation = BTLE 5.0 (GFSK 2 Mbit/s)

Frequency Range GHz = [1, 3]

Images:

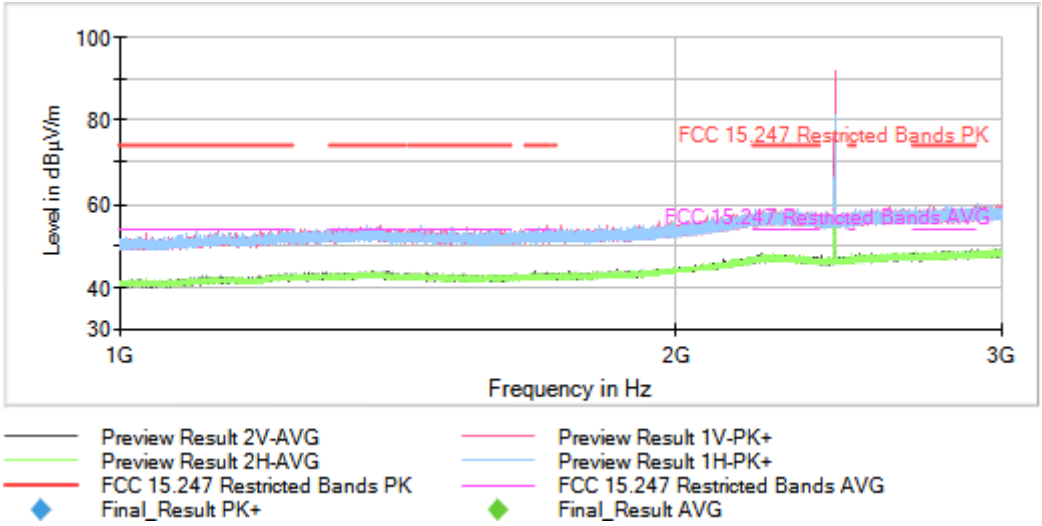

Full Spectrum

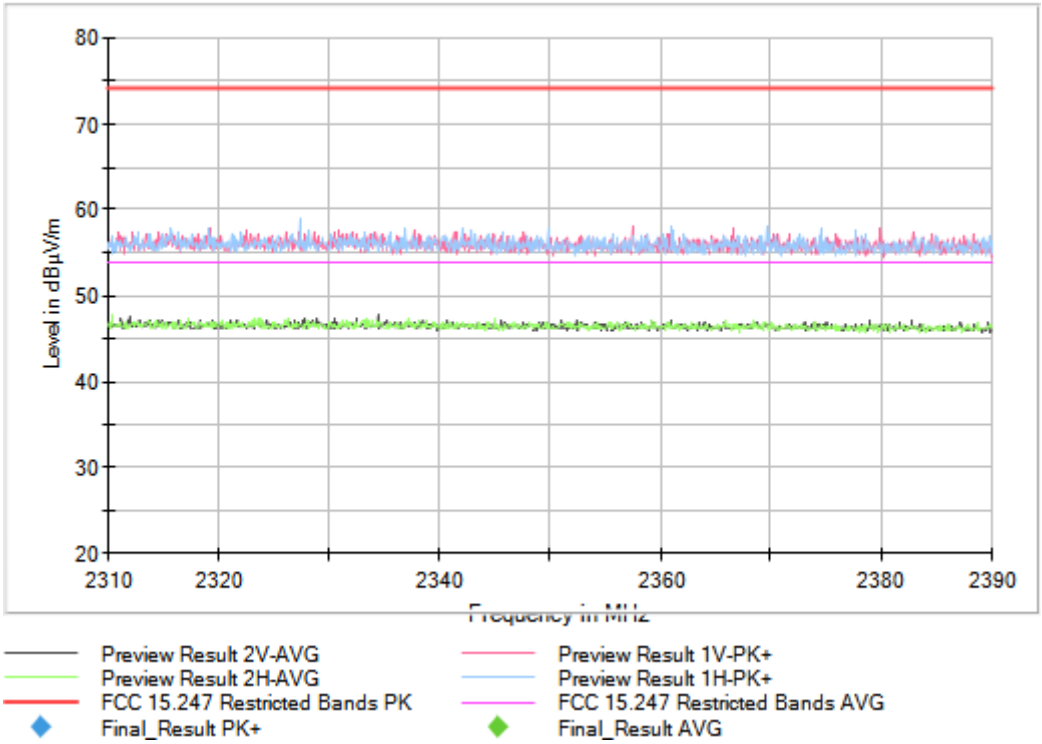

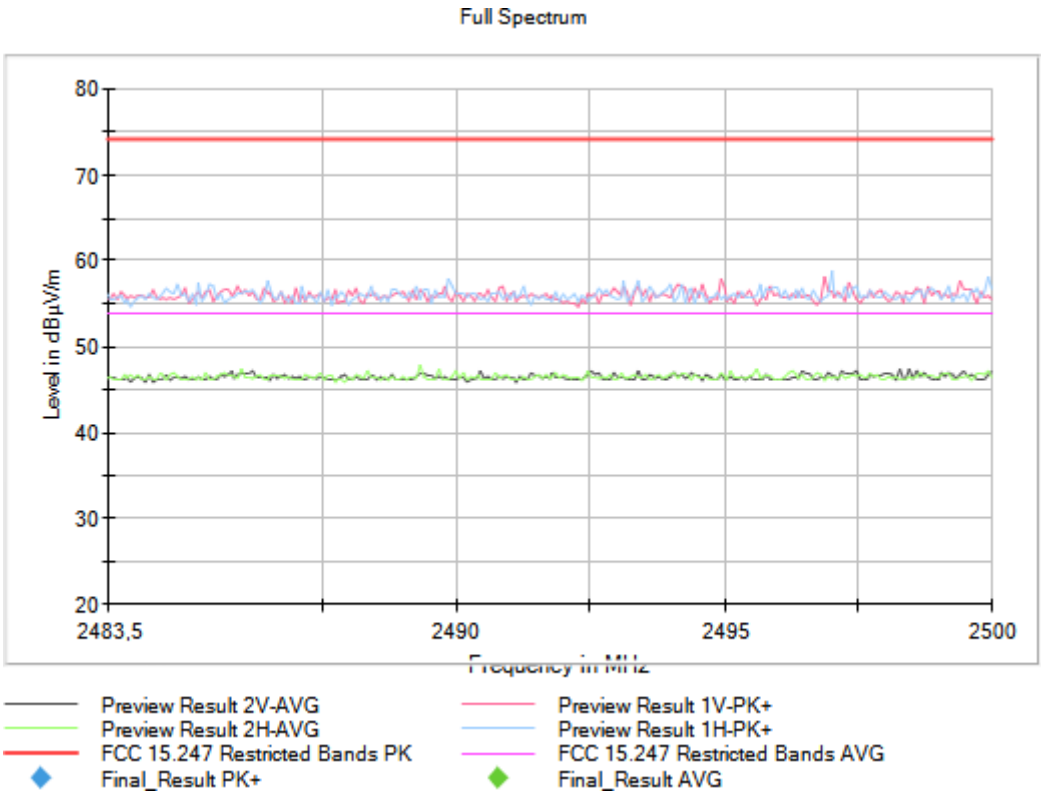

Frequency MHz = 2480.00000 Modulation = BTLE 5.0 (GFSK 2 Mbit/s)

Frequency Range GHz = [1, 3]

Images:

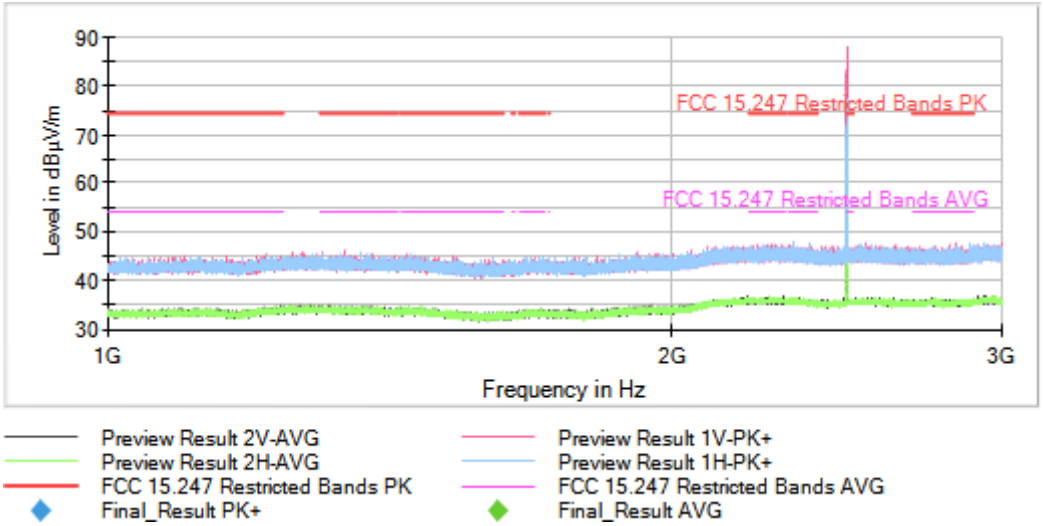

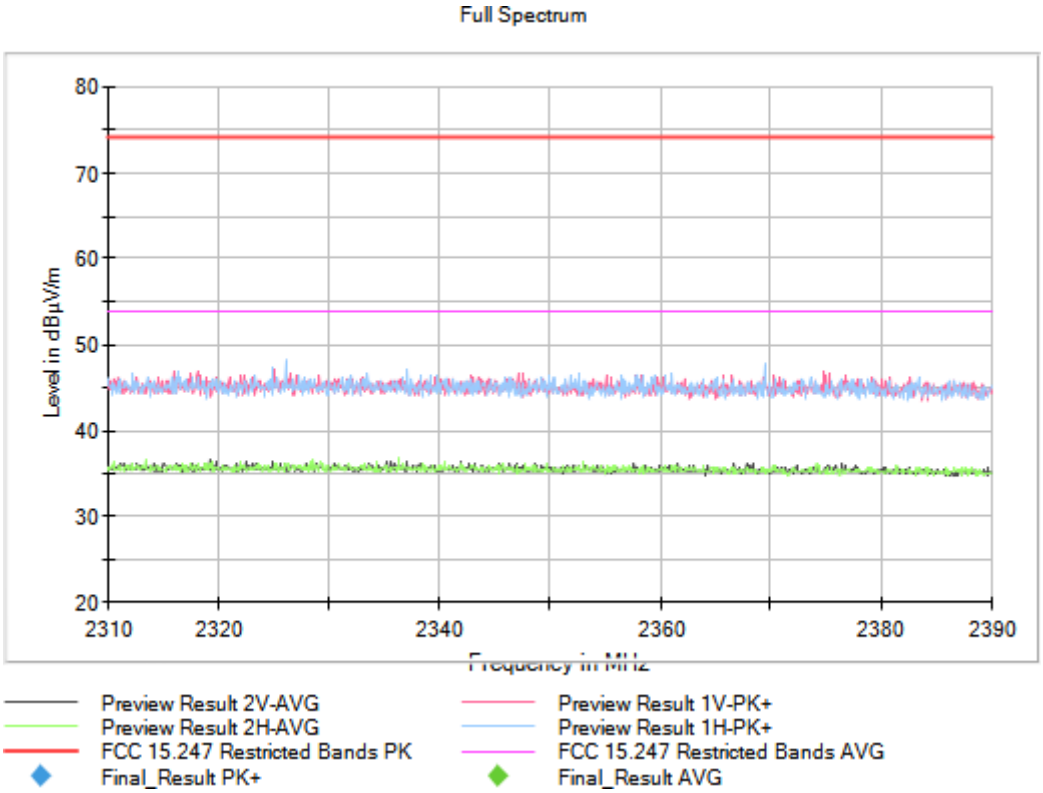
Full Spectrum
Level in dBµV/m
80
70
60
50
40
30
20
2310
2320
2340
2360
2380
2390
Frequency in MHz
Preview Result 2V-AVG
Preview Result 2H-AVG
FCC 15.247 Restricted Bands PK
Final_Result PK+
Preview Result 1V-PK+
Preview Result 1H-PK+
FCC 15.247 Restricted Bands AVG
Final_Result AVG

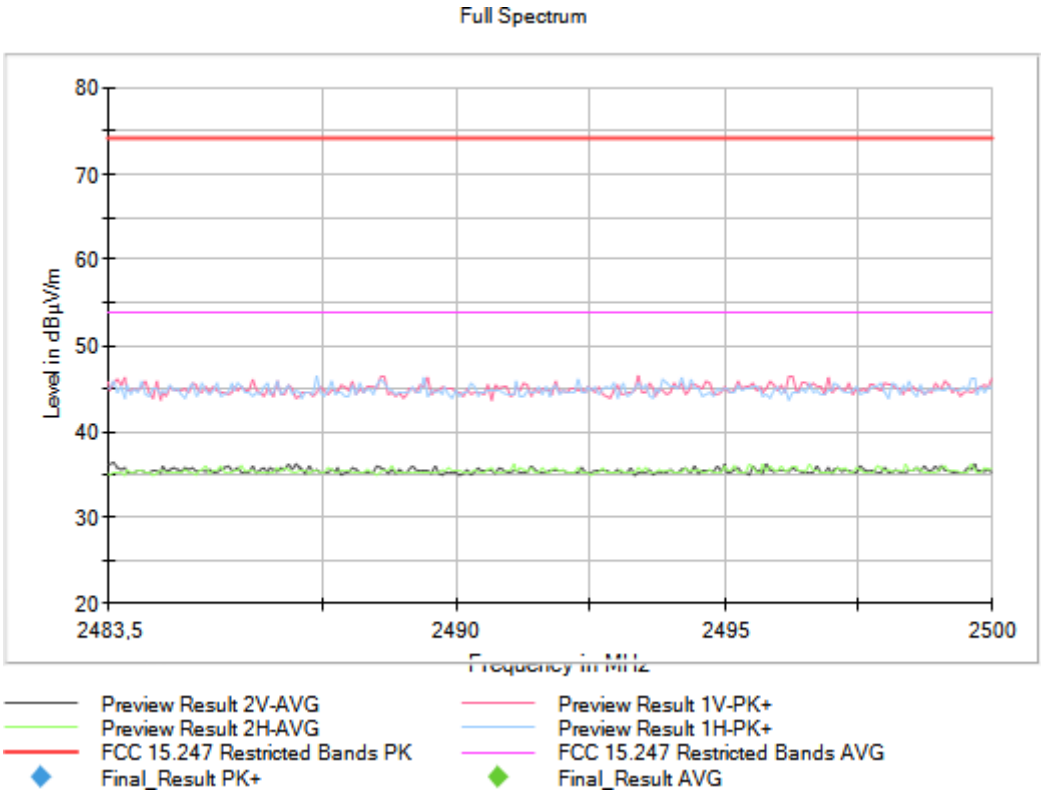
Full Spectrum
Level in dBµV/m
80
70
60
50
40
30
20
2483,5
2490
2495
2500
Frequency in MHz
Preview Result 2V-AVG
Preview Result 2H-AVG
FCC 15.247 Restricted Bands PK
Final_Result PK+
Preview Result 1V-PK+
Preview Result 1H-PK+
FCC 15.247 Restricted Bands AVG
Final_Result AVG

Frequency MHz = 2402.00000 Modulation = BTLE 5.0 (GFSK 2 Mbit/s)

Frequency Range GHz = [3, 17]

Images:

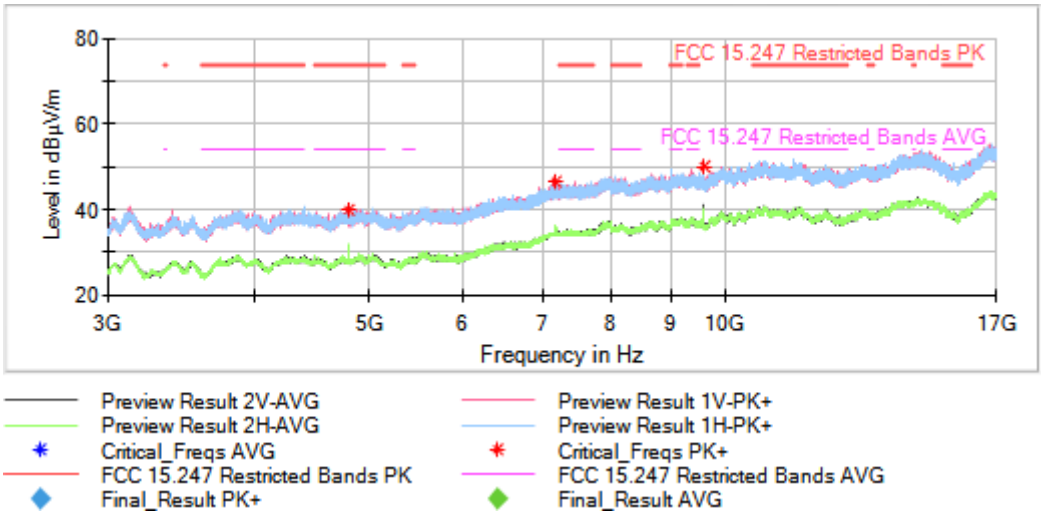

Frequency MHz = 2440.00000 Modulation = BTLE 5.0 (GFSK 2 Mbit/s)

Frequency Range GHz = [3, 17]

Images:

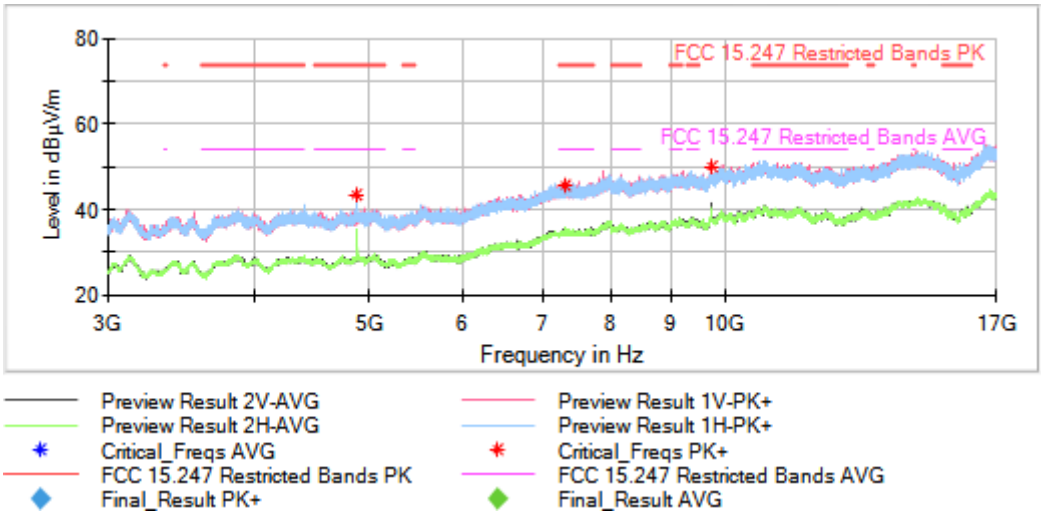

Frequency MHz = 2480.00000 Modulation = BTLE 5.0 (GFSK 2 Mbit/s)

Frequency Range GHz = [3, 17]

Images:

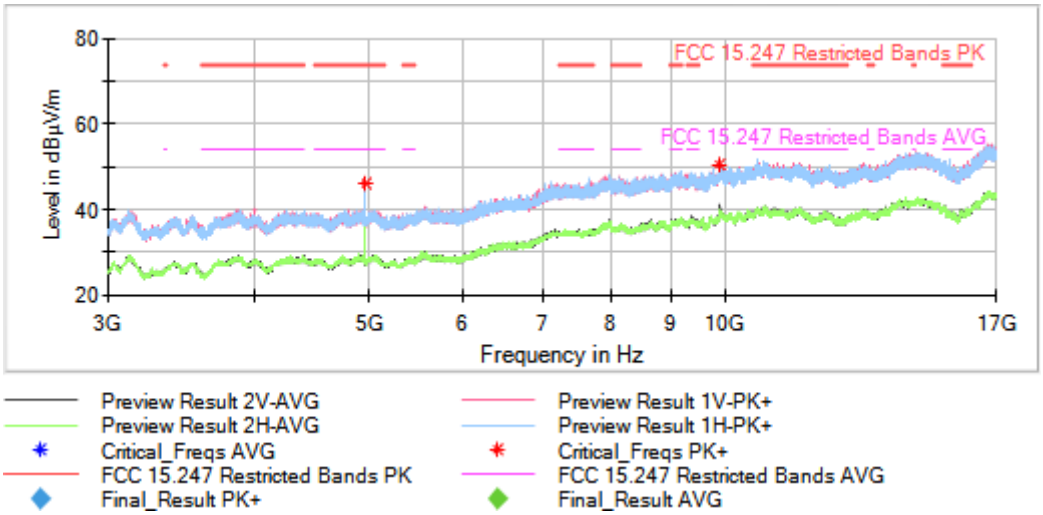

Frequency MHz = 2440.00000 Modulation = BTLE 5.0 (GFSK 2 Mbit/s)

Frequency Range GHz = [17, 26]

Images:

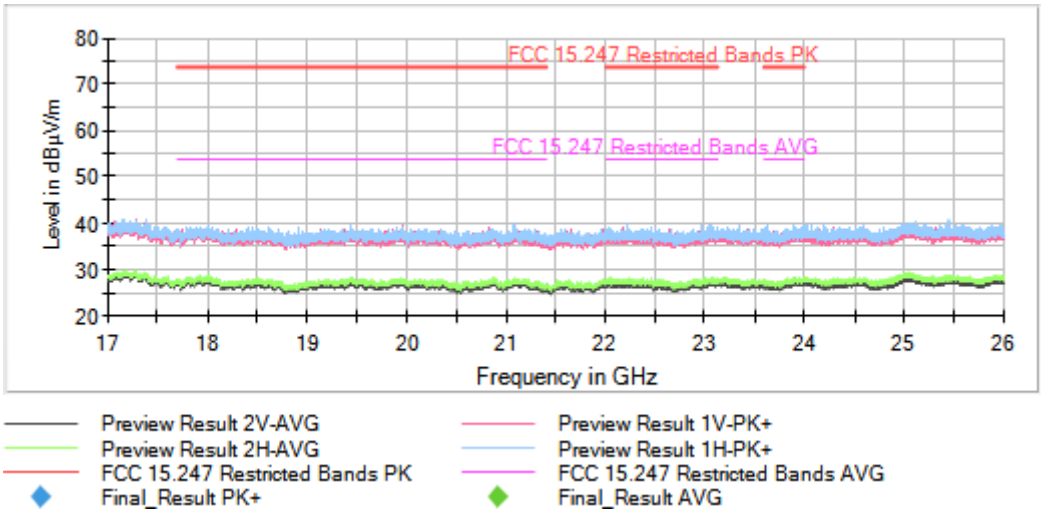

This plot is valid for all channels

Modulation: BT (GFSK)

Results

No spurious frequencies detected at less than 20 dB below the limit

Verdict

Pass

Attachments

Frequency MHz = 2480.00000 Modulation = BT (GFSK)

Frequency Range GHz = [0.03, 1]

Images:

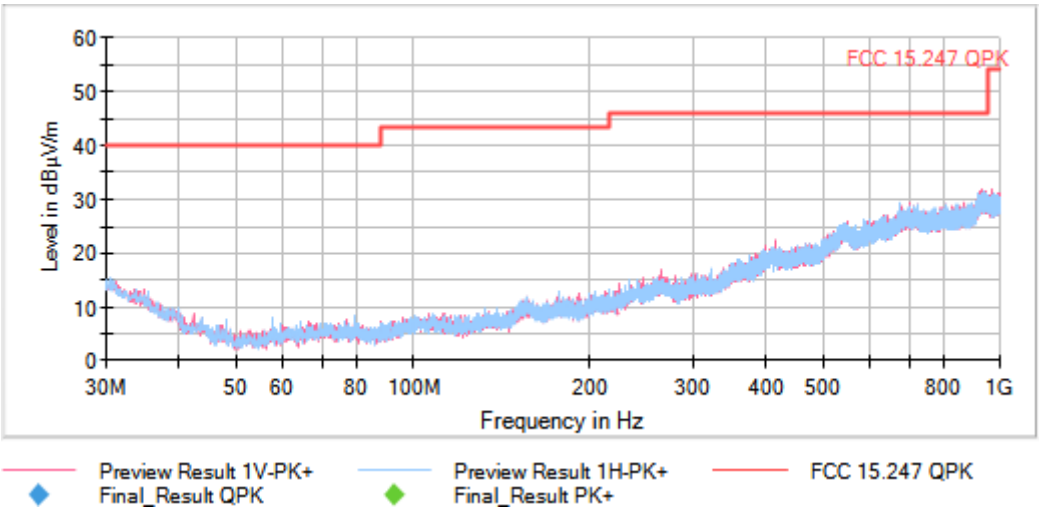

This plot is valid for all channels

Frequency MHz = 2402.00000 Modulation = BT (GFSK)

Frequency Range GHz = [1, 3]

Images:

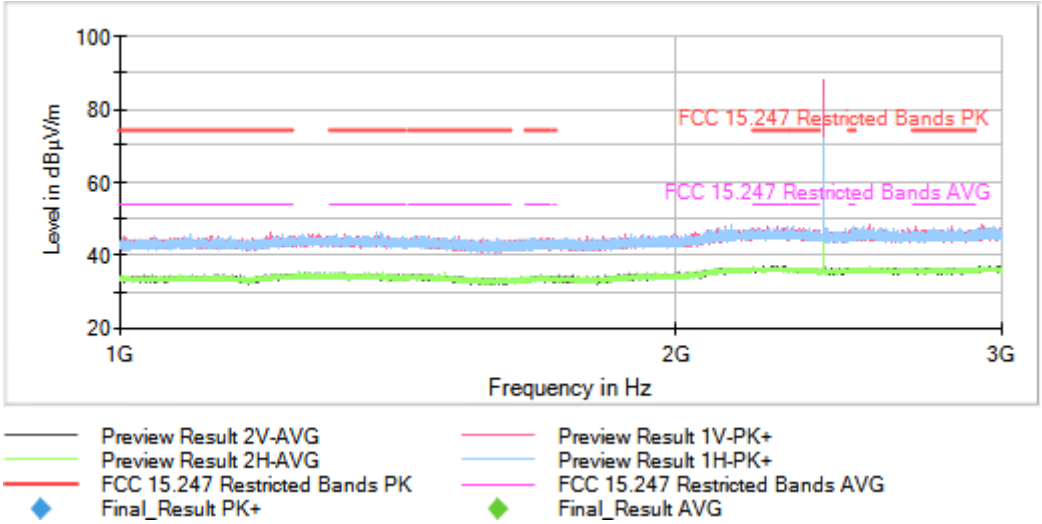

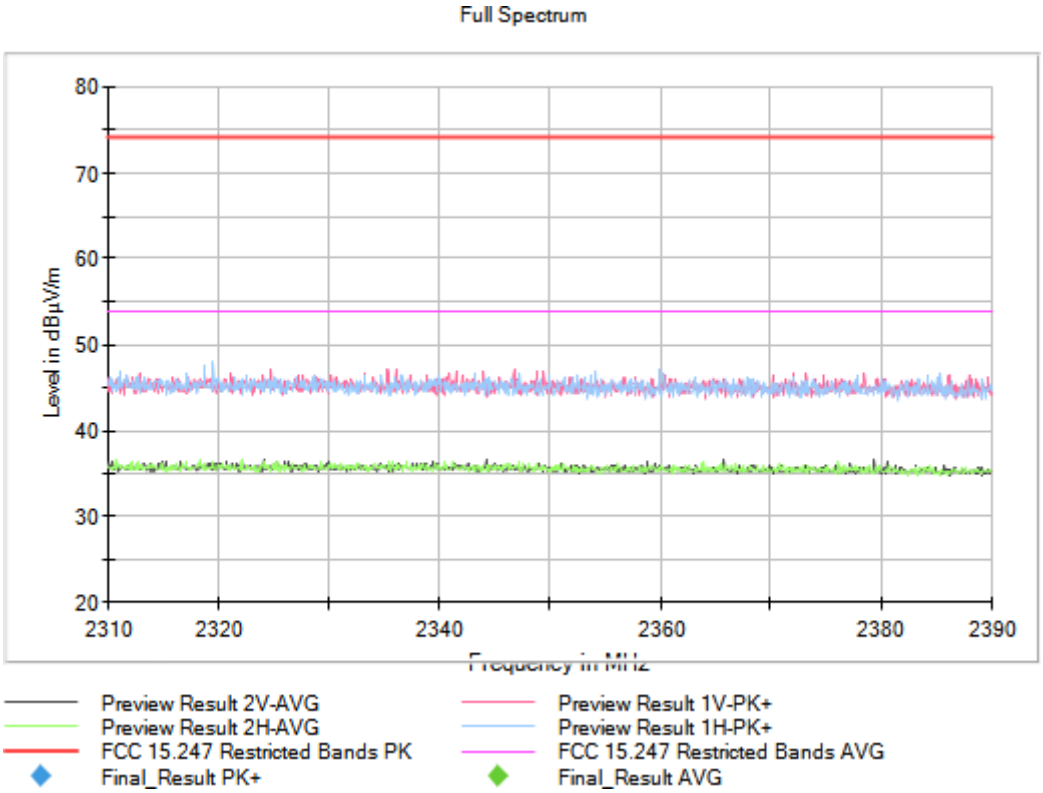
Full Spectrum
Level in dBµV/m
80
70
60
50
40
30
20
2310
2320
2340
2360
2380
2390
Preview Result 2V-AVG
Preview Result 2H-AVG
FCC 15.247 Restricted Bands PK
Final_Result PK+
Preview Result 1V-PK+
Preview Result 1H-PK+
FCC 15.247 Restricted Bands AVG
Final_Result AVG

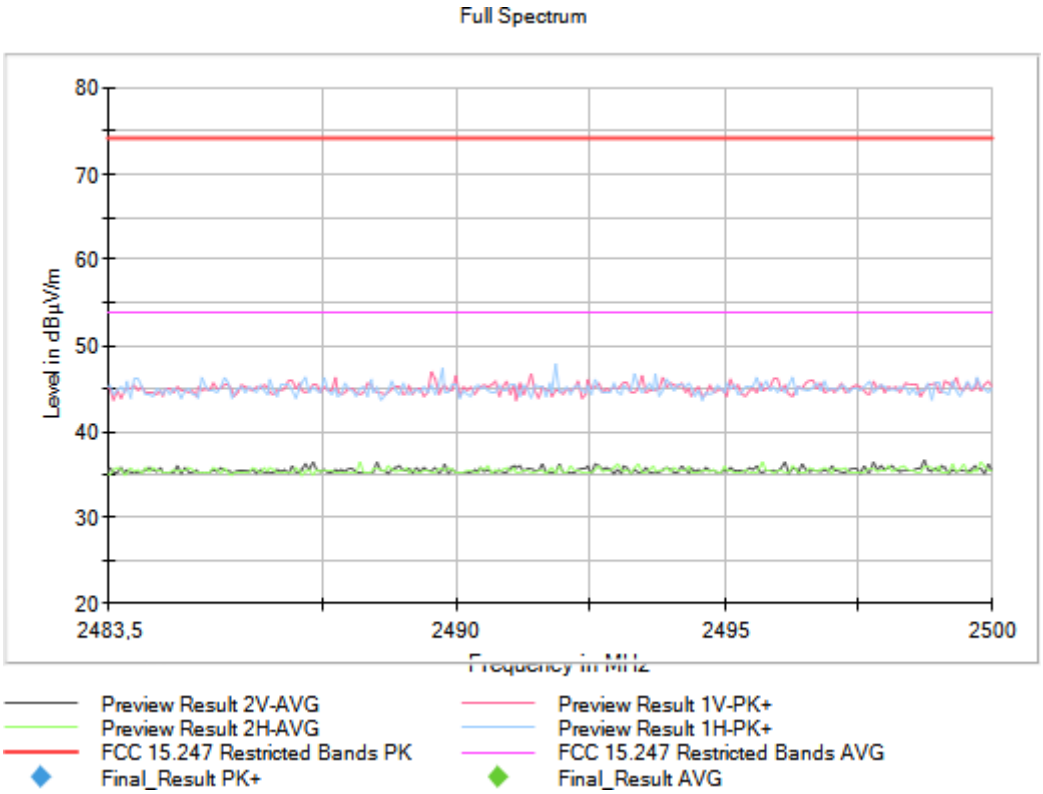
Full Spectrum
Level in dBµV/m
80
70
60
50
40
30
20
2483,5
2490
2495
2500
Preview Result 2V-AVG
Preview Result 2H-AVG
FCC 15.247 Restricted Bands PK
Final_Result PK+
Preview Result 1V-PK+
Preview Result 1H-PK+
FCC 15.247 Restricted Bands AVG
Final_Result AVG

Frequency MHz = 2441.00000 Modulation = BT (GFSK)

Frequency Range GHz = [1, 3]

Images:

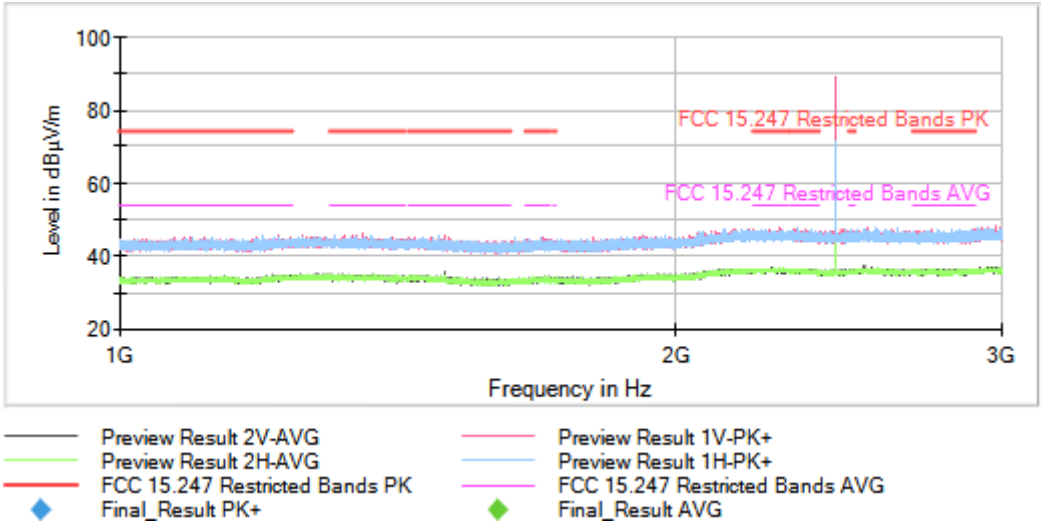

Full Spectrum

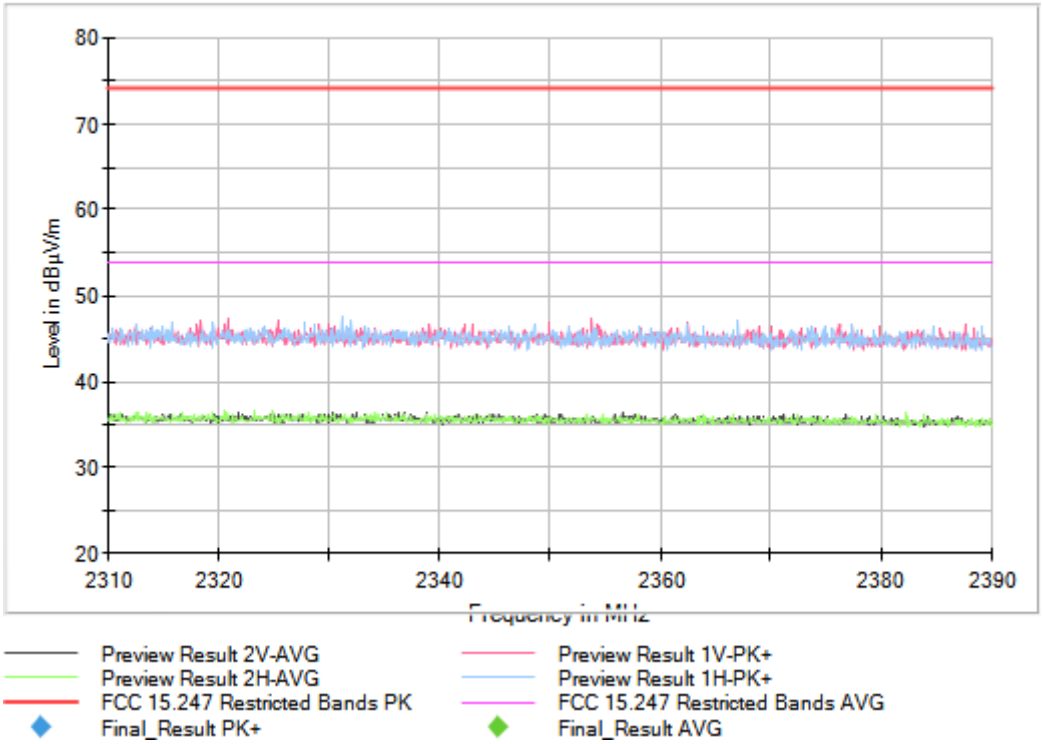

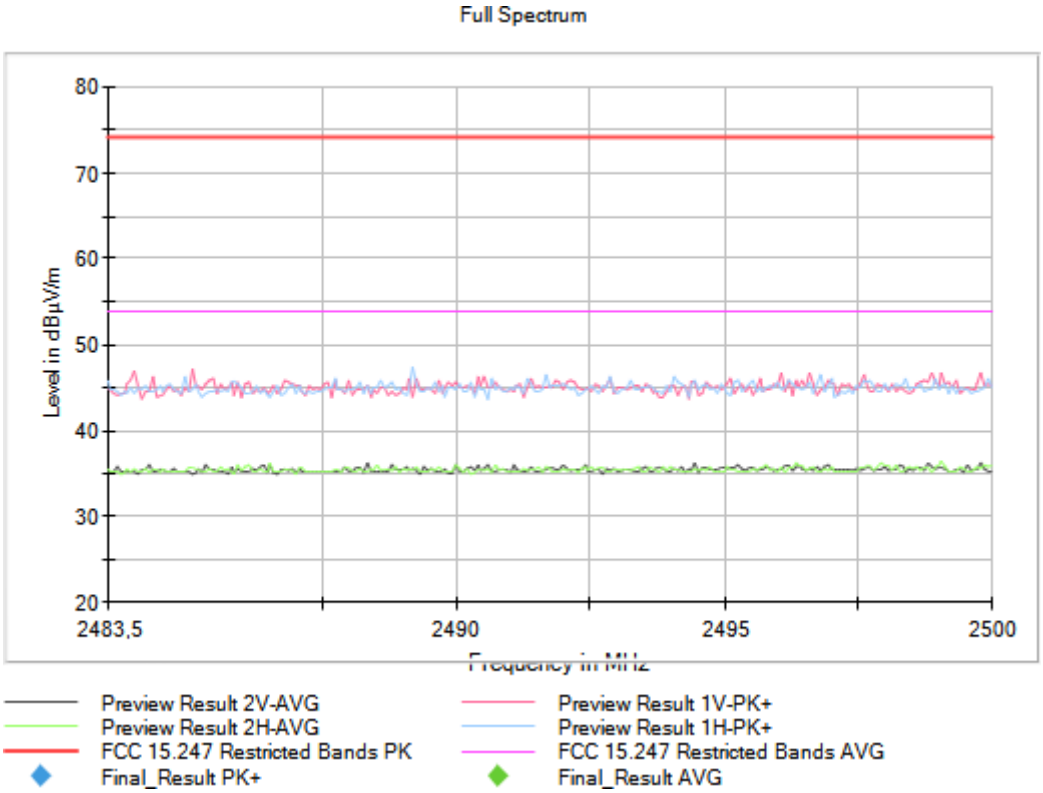

Frequency MHz = 2480.00000 Modulation = BT (GFSK)

Frequency Range GHz = [1, 3]

Images:

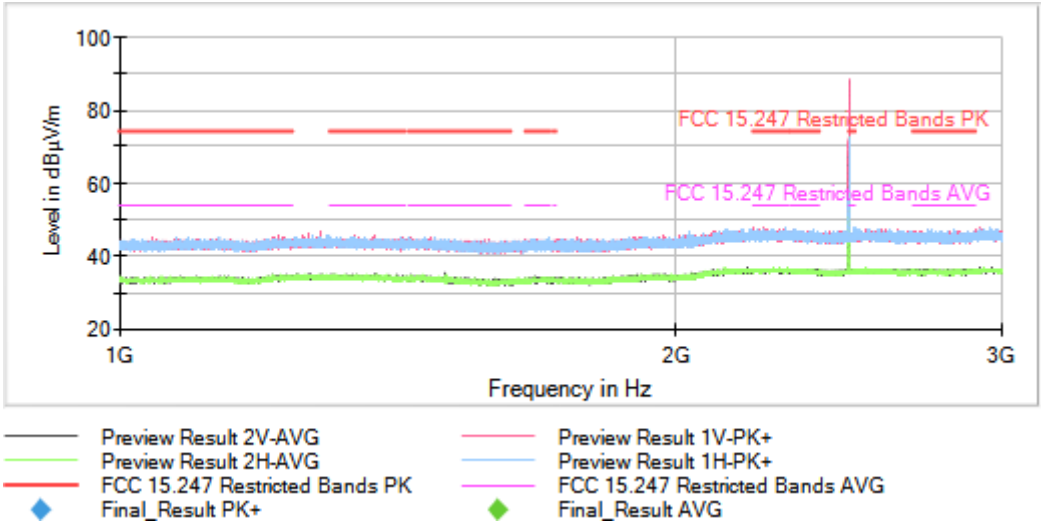

Full Spectrum

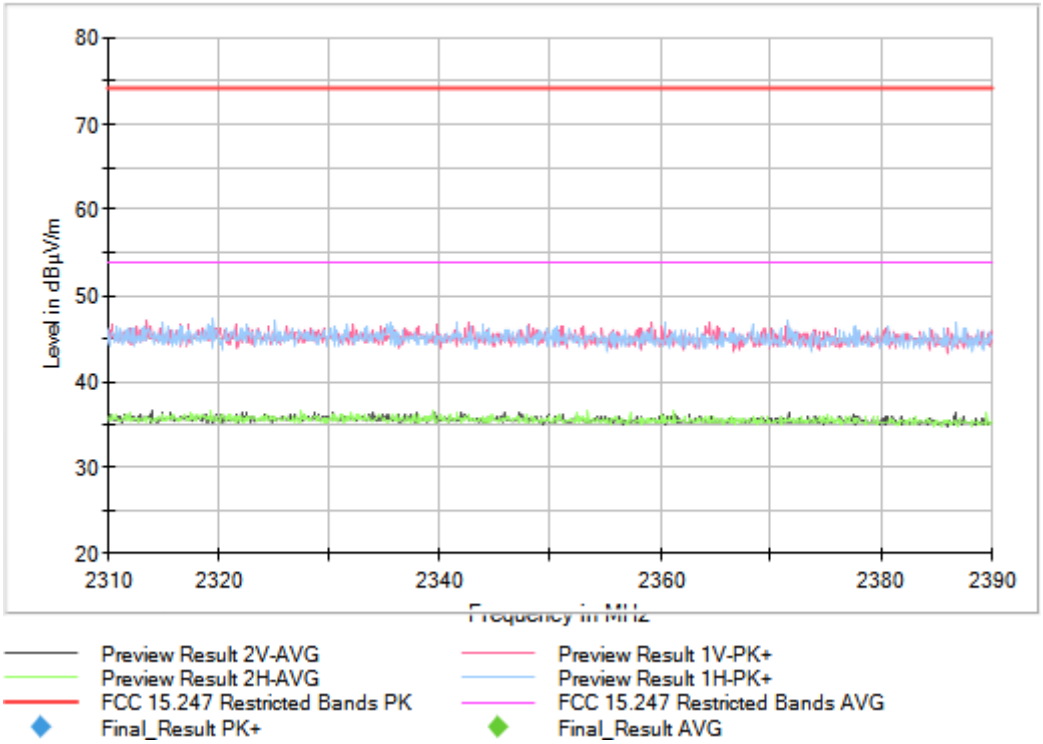

Full Spectrum

Frequency MHz = 2402.00000 Modulation = BT (GFSK)

Frequency Range GHz = [3, 17]

Images:

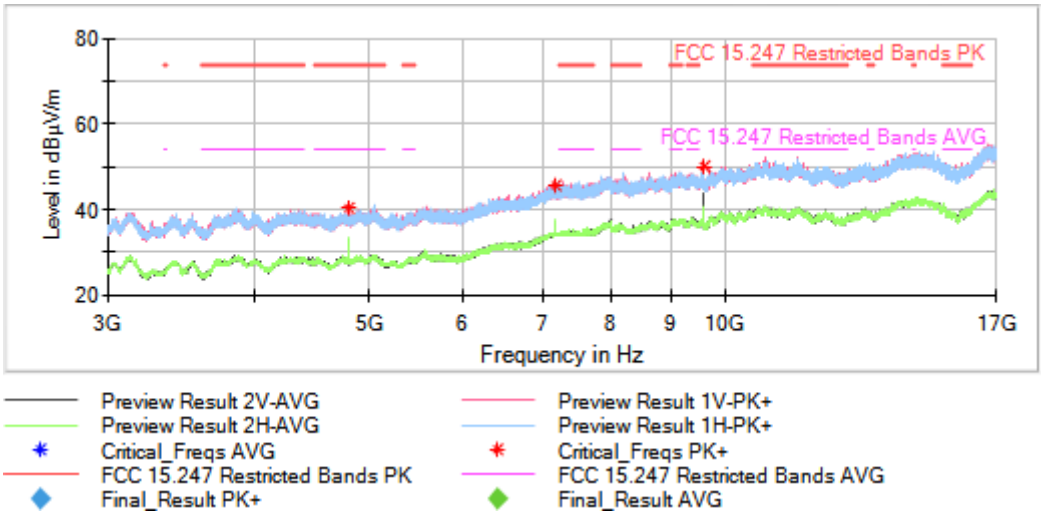

Frequency MHz = 2441.00000 Modulation = BT (GFSK)

Frequency Range GHz = [3, 17]

Images:

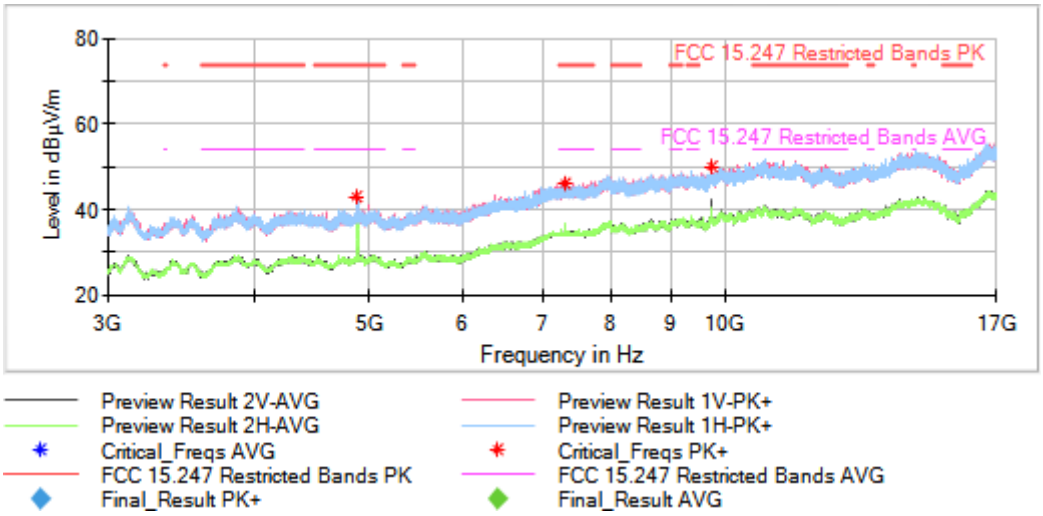

Frequency MHz = 2480.00000 Modulation = BT (GFSK)

Frequency Range GHz = [3, 17]

Images:

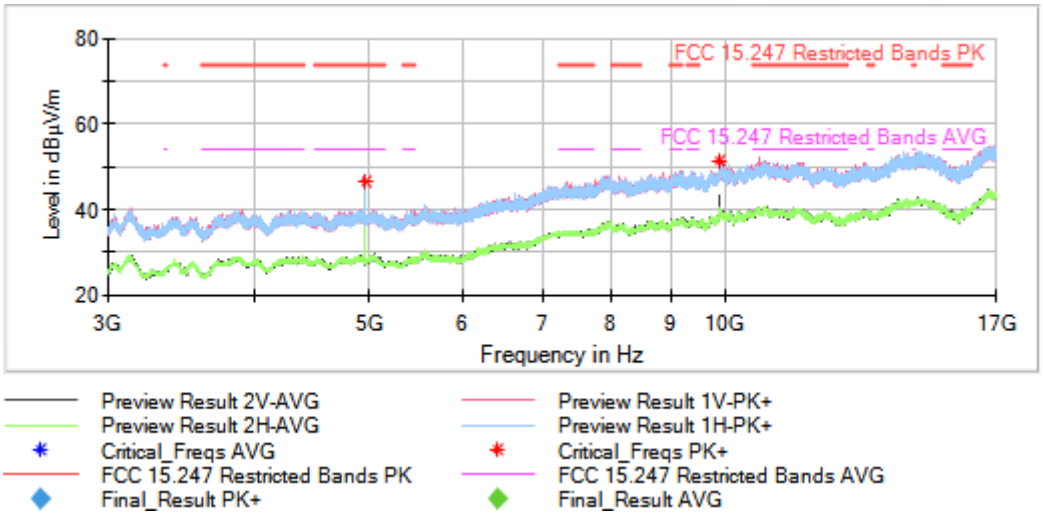

Frequency MHz = 2480.00000 Modulation = BT (GFSK)

Frequency Range GHz = [17, 26]

Images:

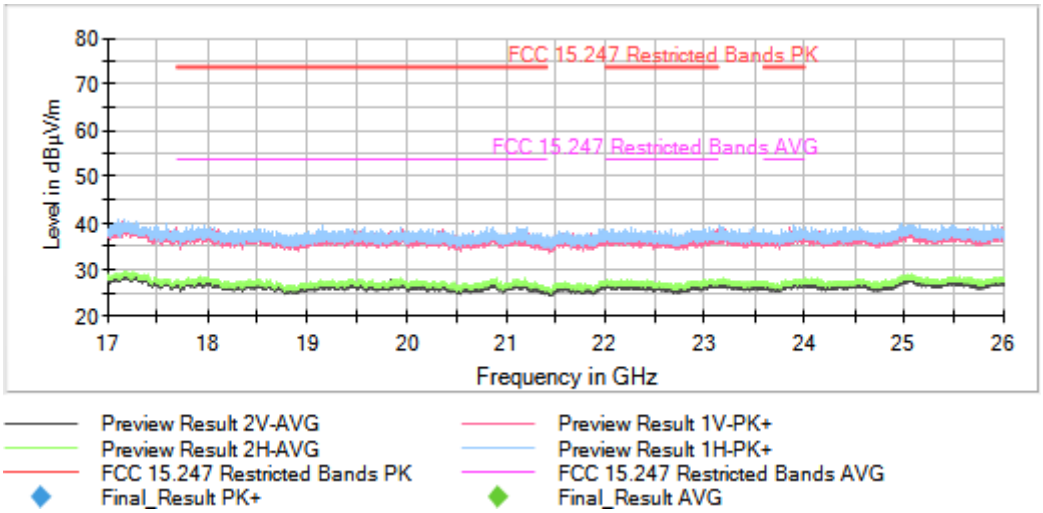

This plot is valid for all channels

Modulation: BT (Pi/4 DQPSK)

Results

No spurious frequencies detected at less than 20 dB below the limit

Verdict

Pass

Attachments

Frequency MHz = 2402.00000 Modulation = BT (Pi/4 DQPSK)

Frequency Range GHz = [0.03, 1]

Images:

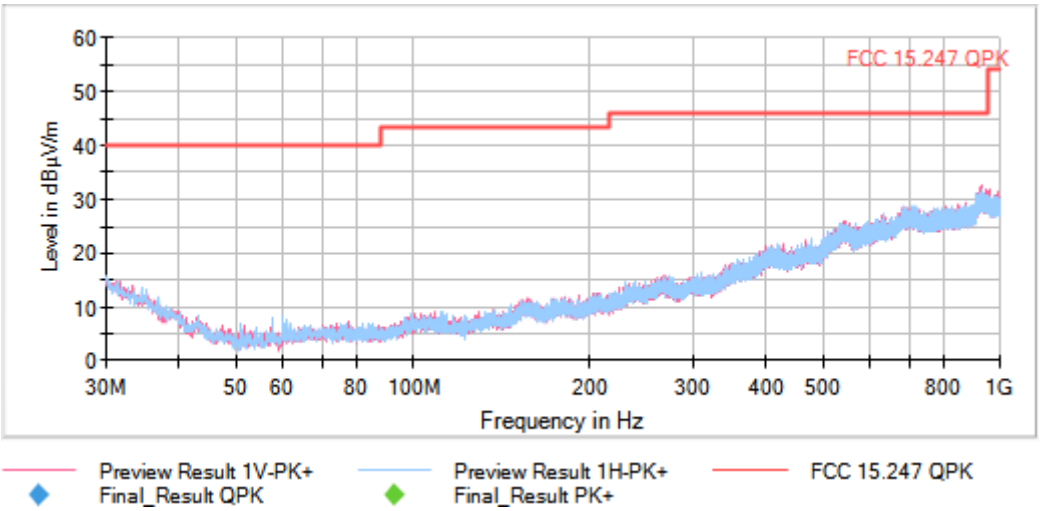

This plot is valid for all channels

Frequency MHz = 2402.00000 Modulation = BT (Pi/4 DQPSK)

Frequency Range GHz = [1, 3]

Images:

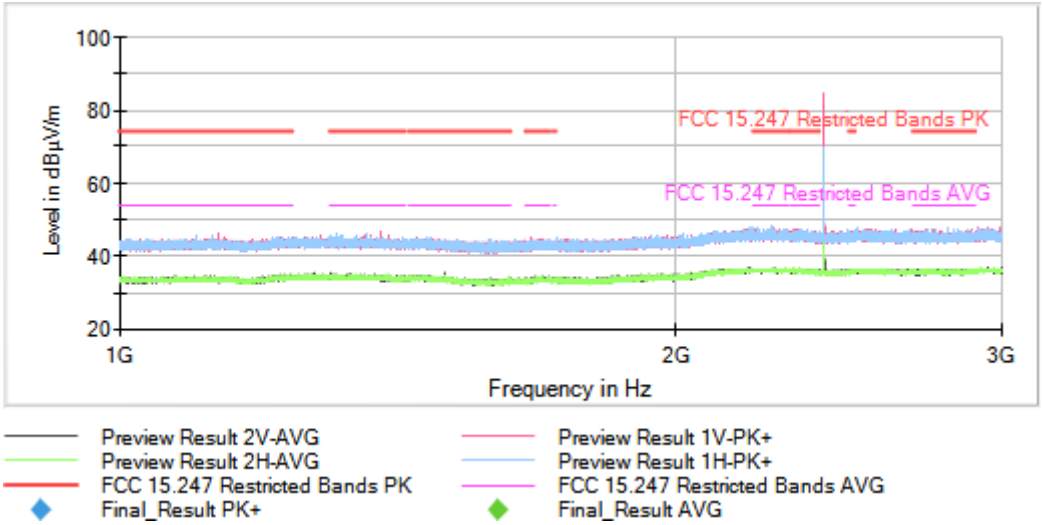

Full Spectrum

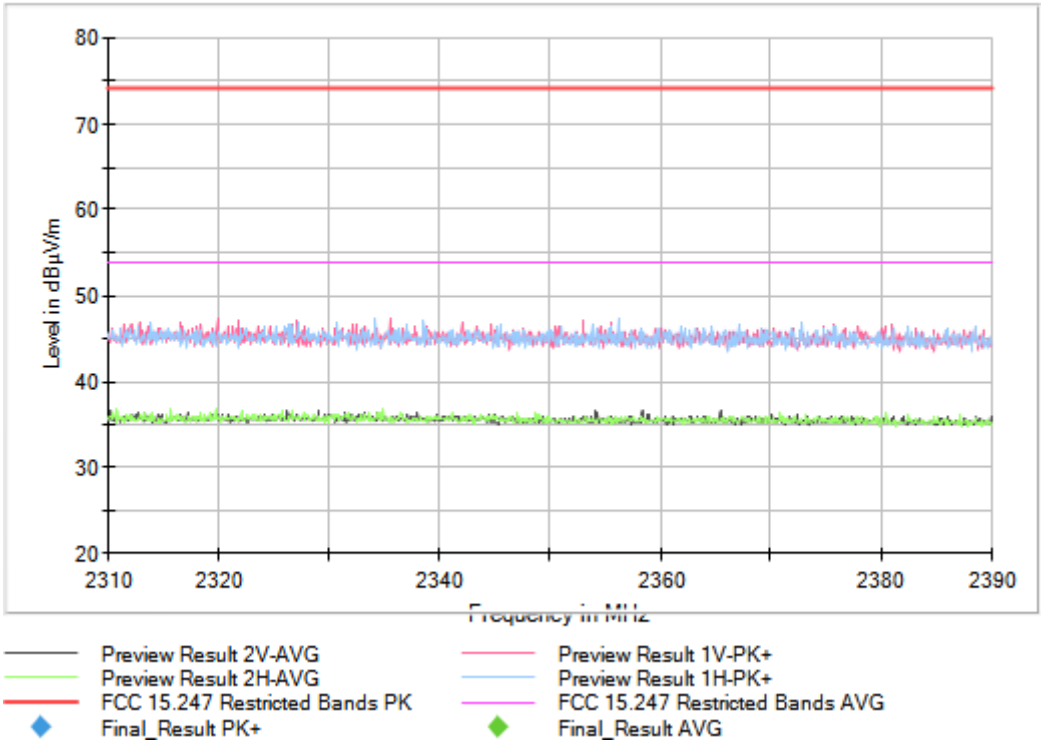

Full Spectrum

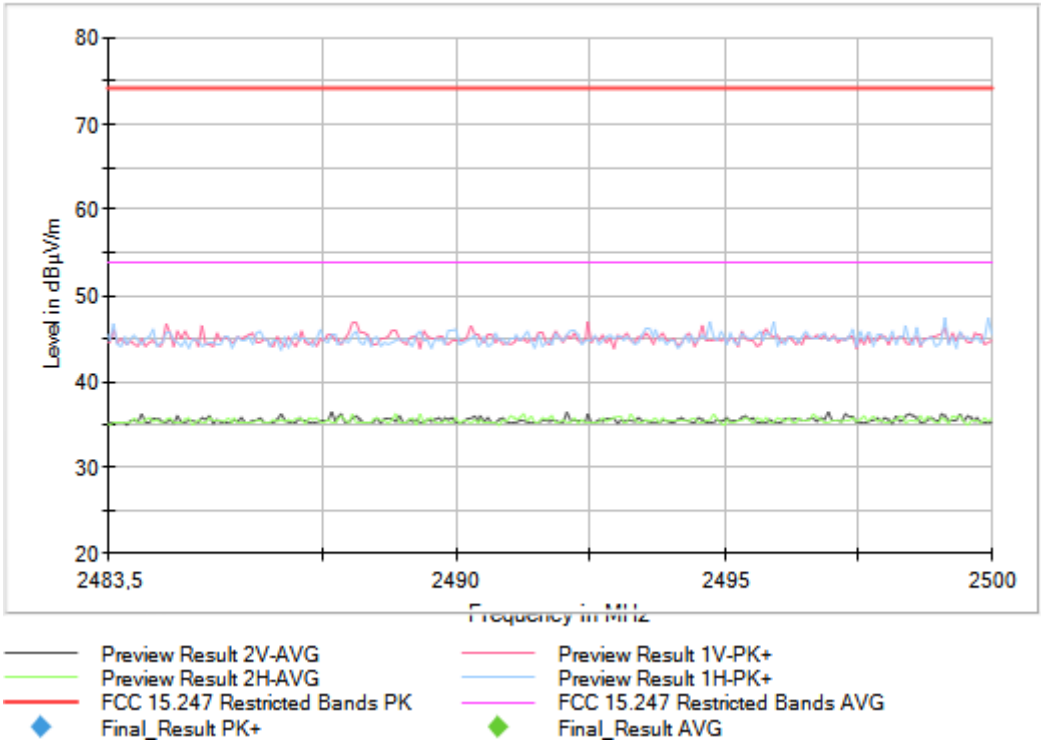

Frequency MHz = 2441.00000 Modulation = BT (Pi/4 DQPSK)

Frequency Range GHz = [1, 3]

Images:

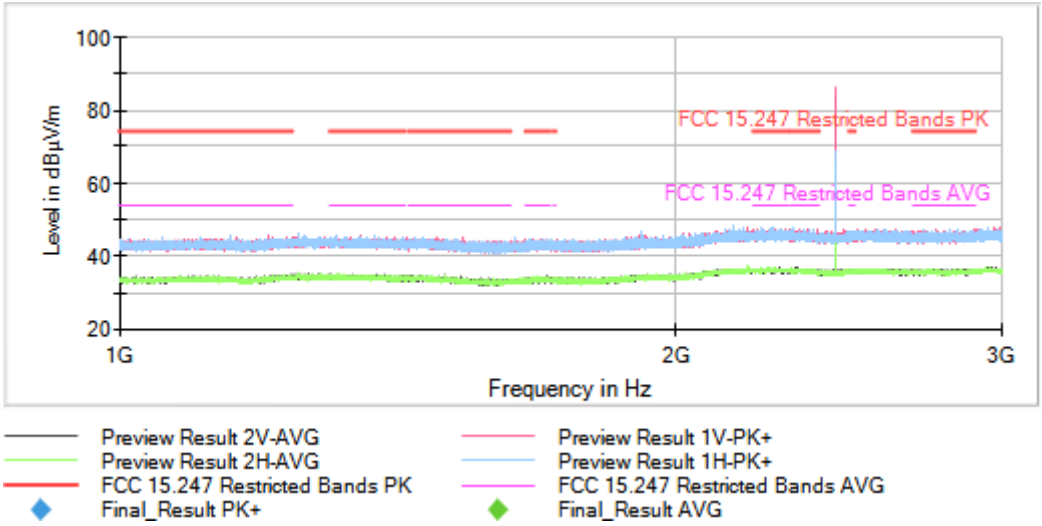

Full Spectrum

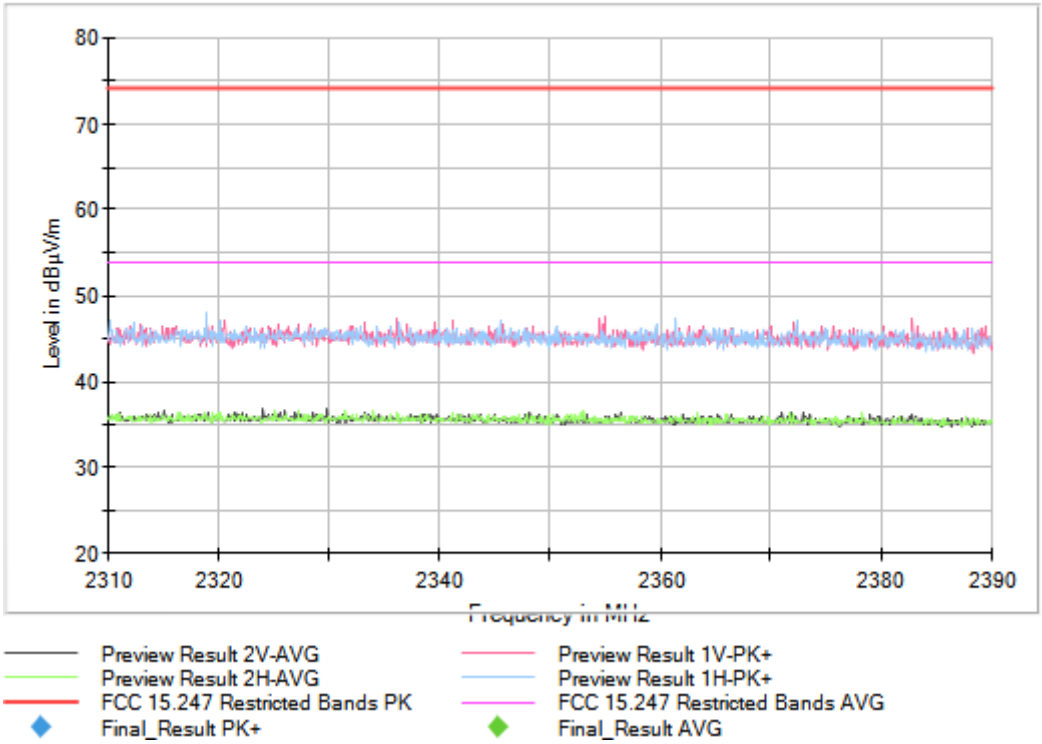

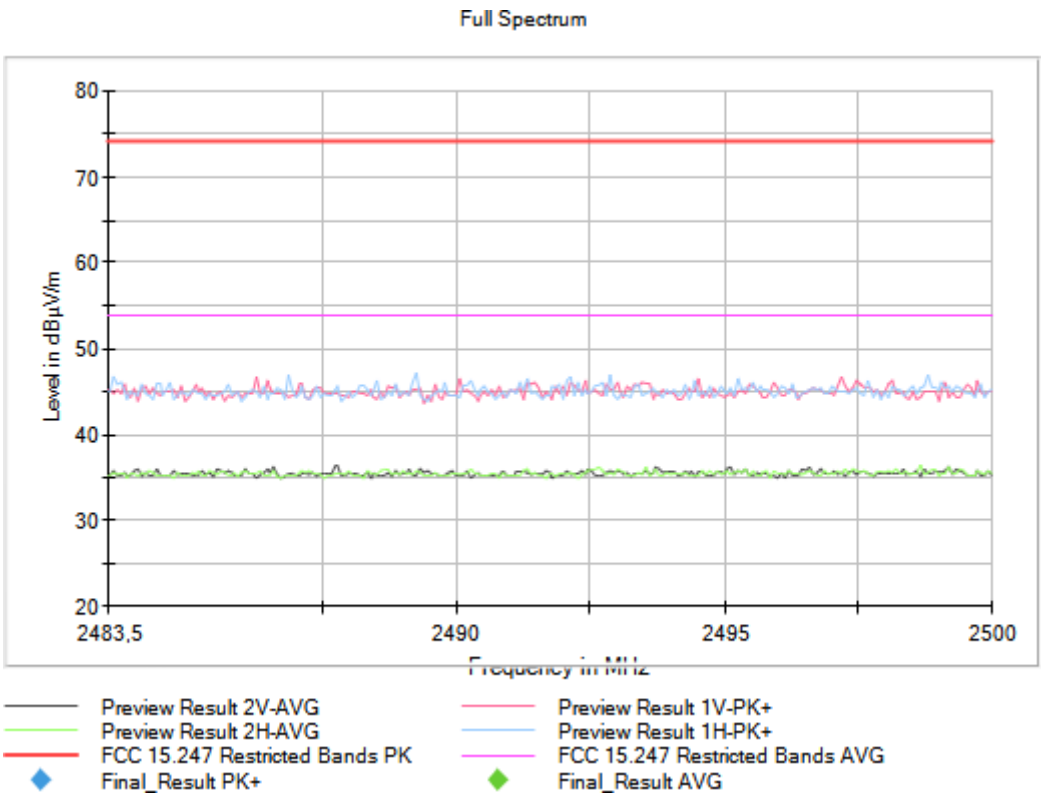

Frequency MHz = 2480.00000 Modulation = BT (Pi/4 DQPSK)

Frequency Range GHz = [1, 3]

Images:

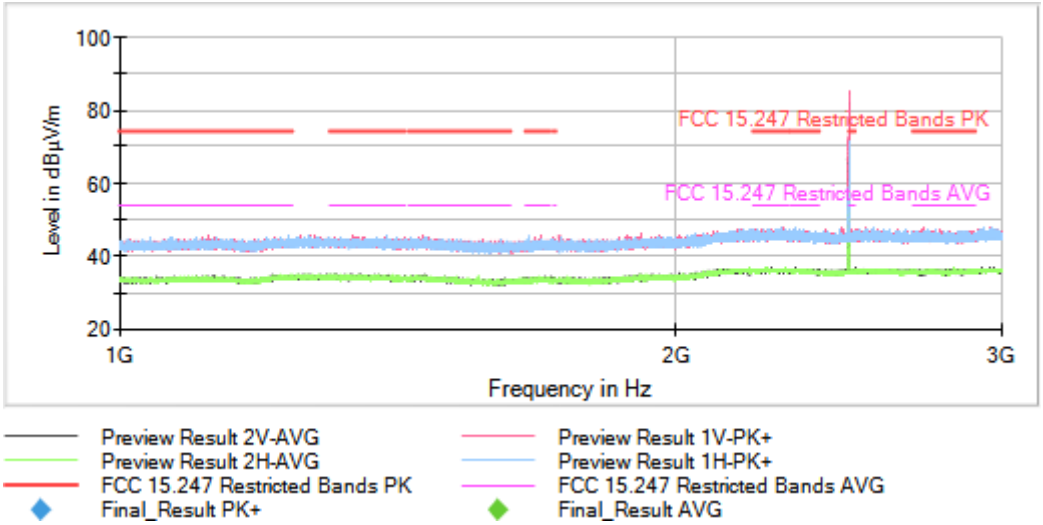

Full Spectrum

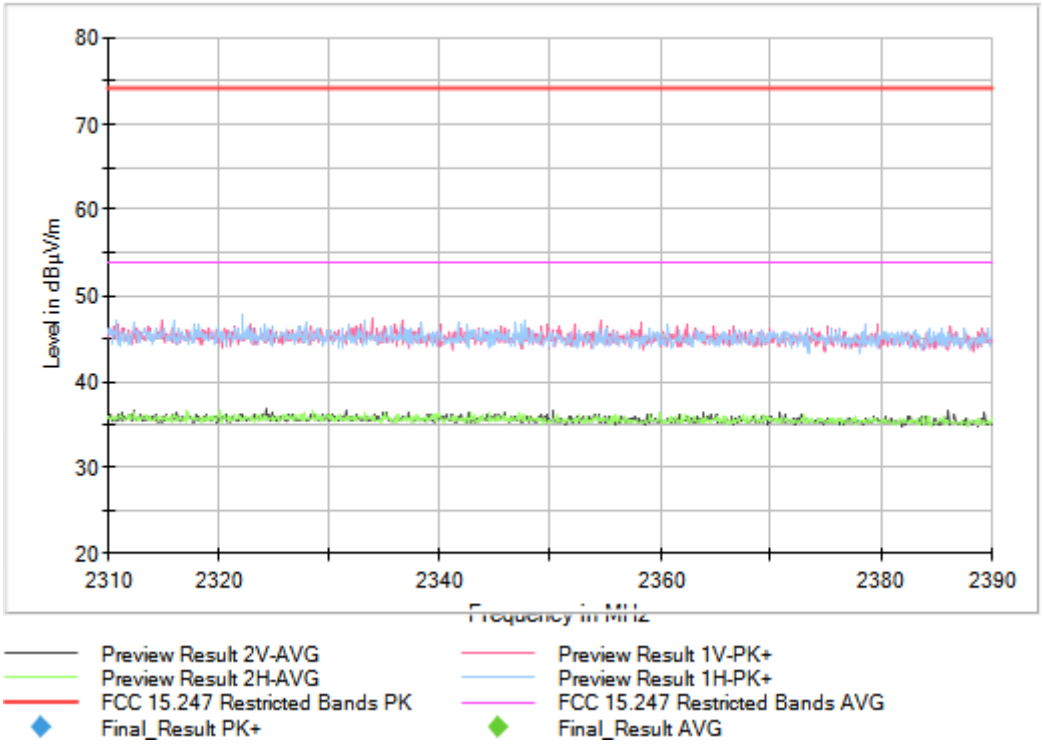

Full Spectrum

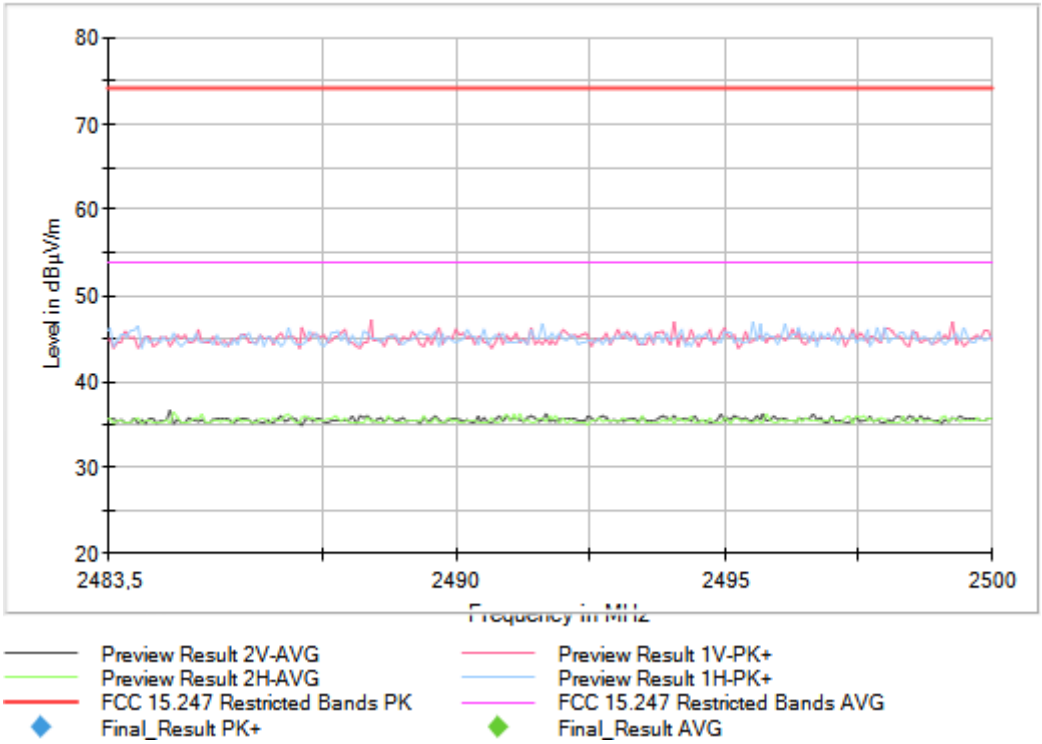

Frequency MHz = 2402.00000 Modulation = BT (Pi/4 DQPSK)

Frequency Range GHz = [3, 17]

Images:

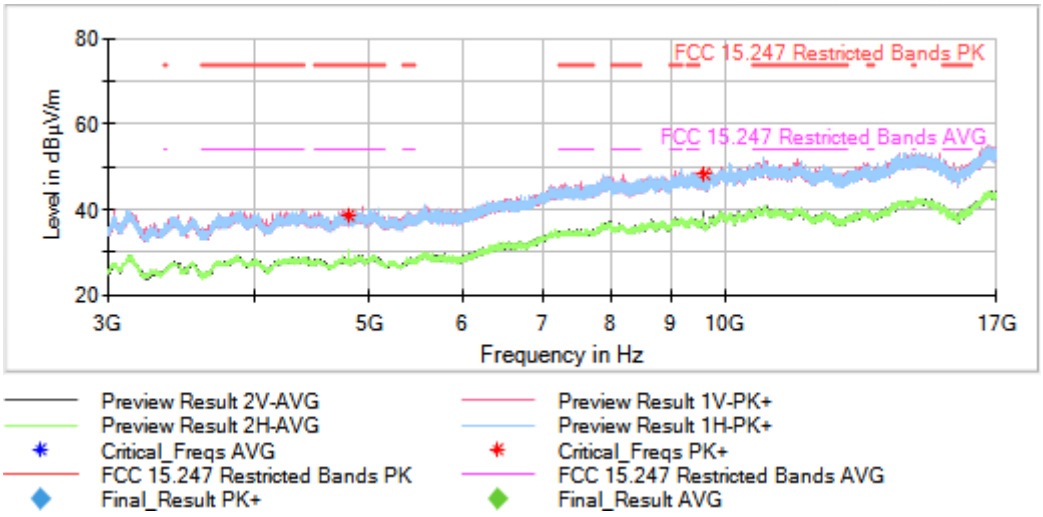

Frequency MHz = 2441.00000 Modulation = BT (Pi/4 DQPSK)

Frequency Range GHz = [3, 17]

Images:

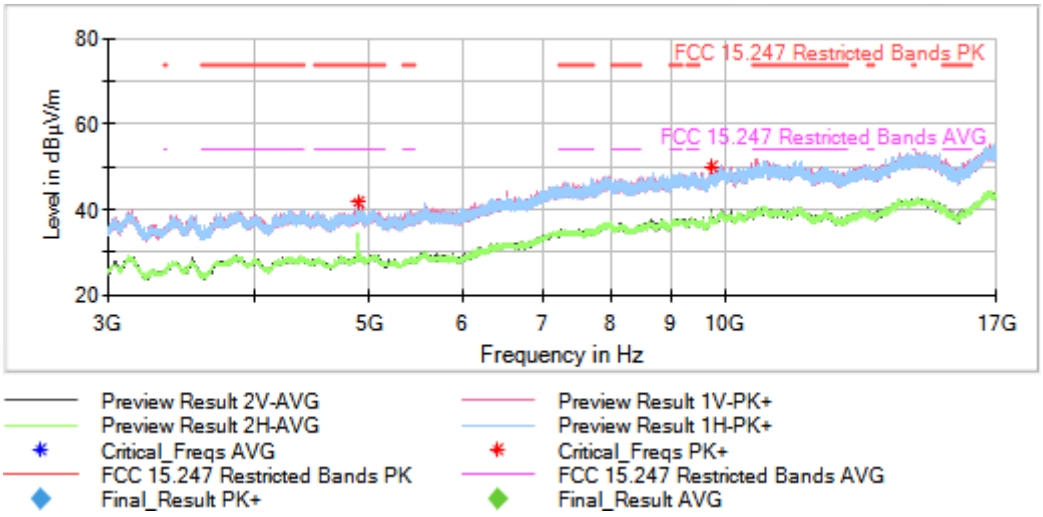

Frequency MHz = 2480.00000 Modulation = BT (Pi/4 DQPSK)

Frequency Range GHz = [3, 17]

Images:

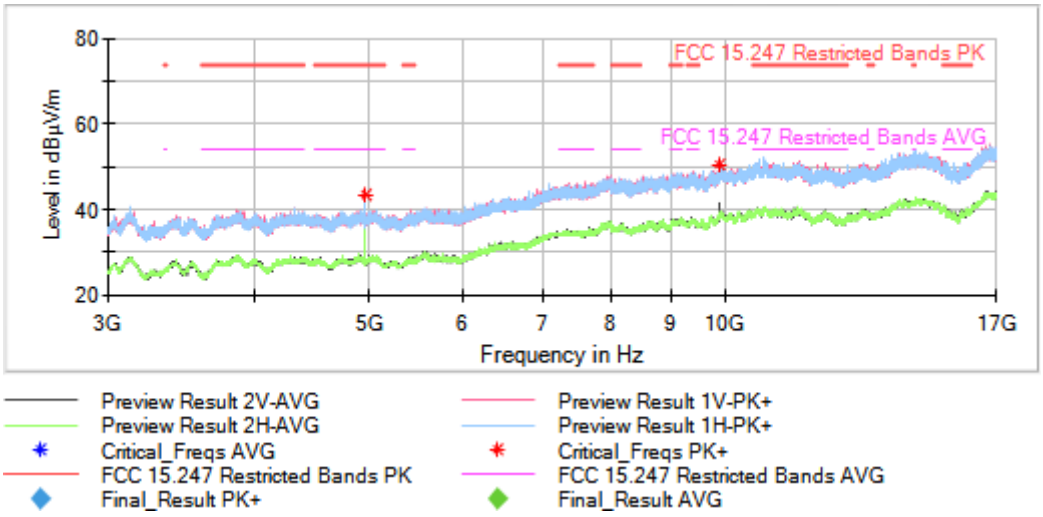

Frequency MHz = 2402.00000 Modulation = BT (Pi/4 DQPSK)

Frequency Range GHz = [17, 26]

Images:

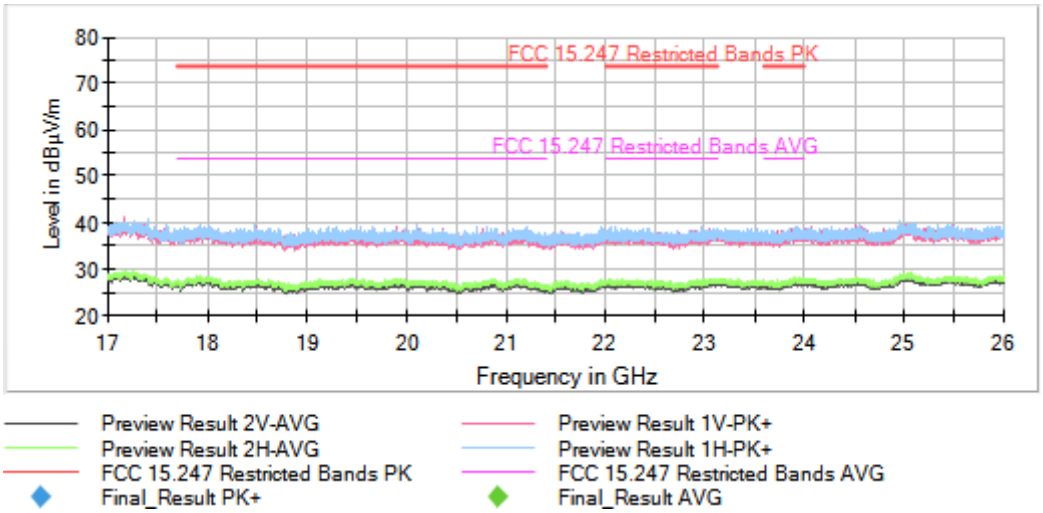

This plot is valid for all channels

Modulation: BT (8DPSK)

Results

No spurious frequencies detected at less than 20 dB below the limit

Verdict

Pass

Attachments

Frequency MHz = 2441.00000 Modulation = BT (8DPSK)

Frequency Range GHz = [0.03, 1]

Images:

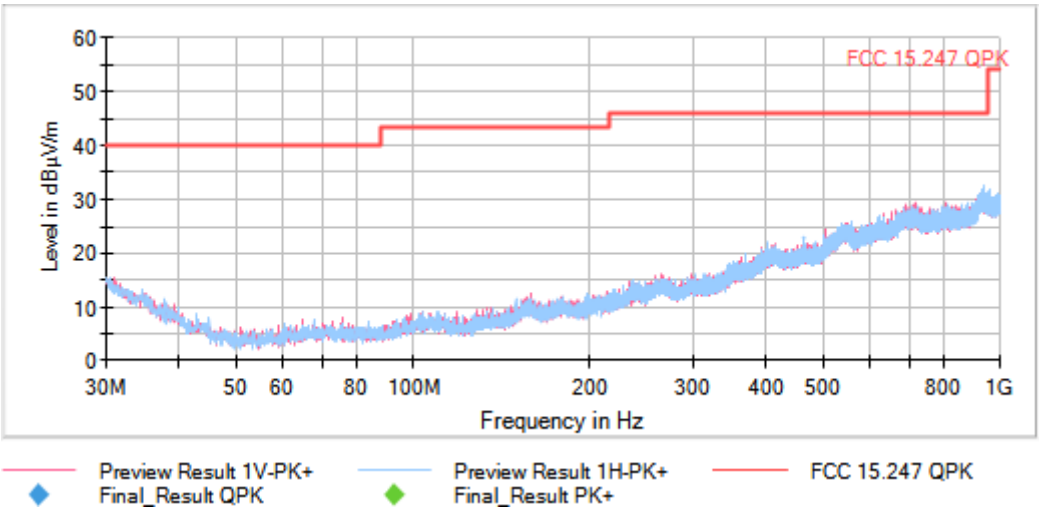

This plot is valid for all channels

Frequency MHz = 2402.00000 Modulation = BT (8DPSK 3-DH5)

Frequency Range GHz = [1, 3]

Images:

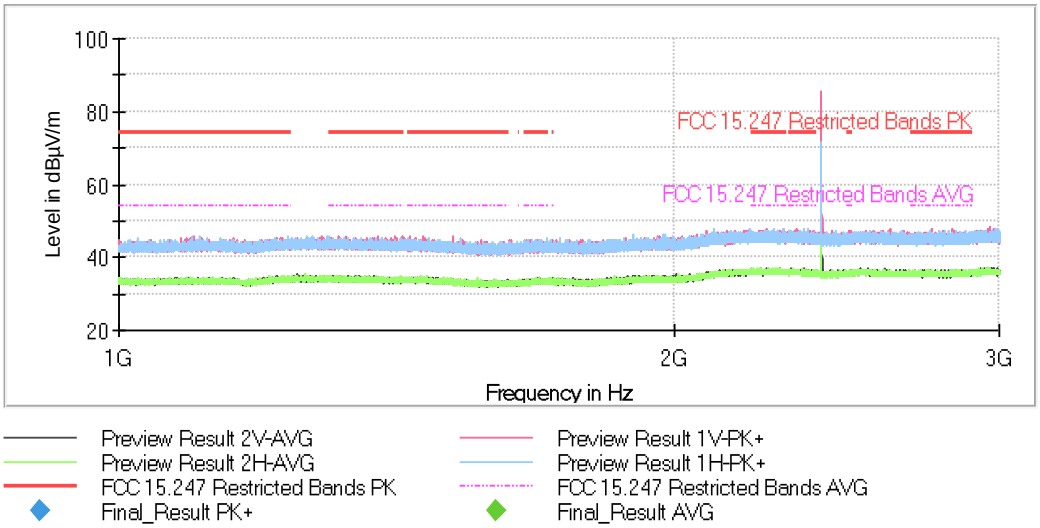

Full Spectrum

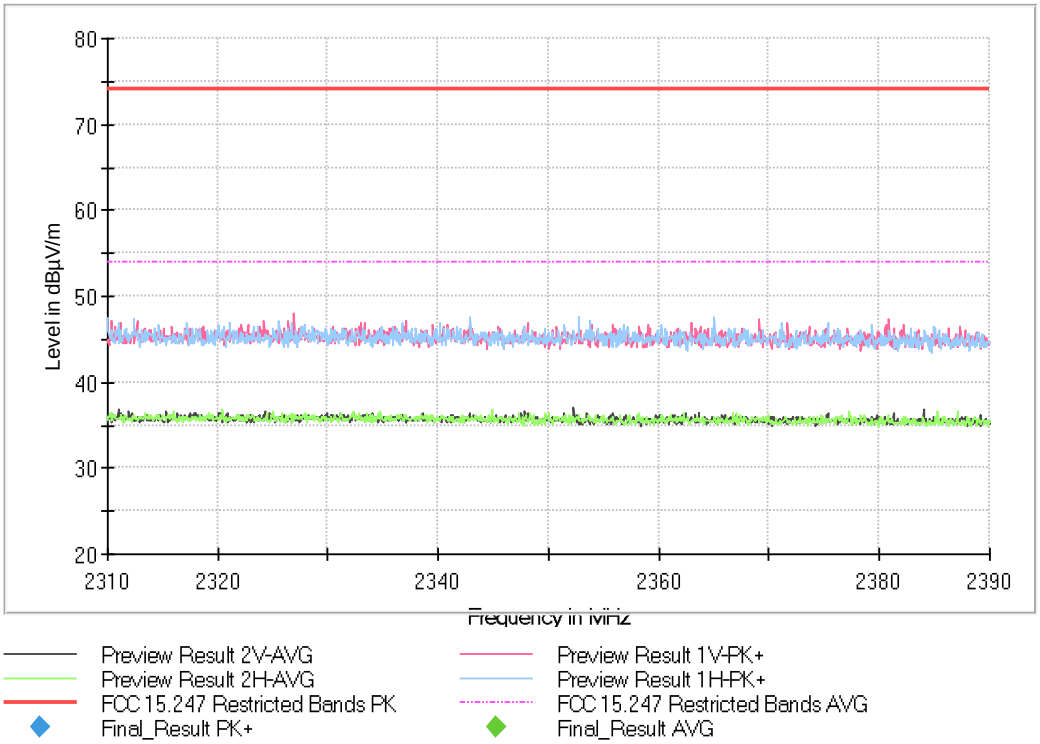

Full Spectrum

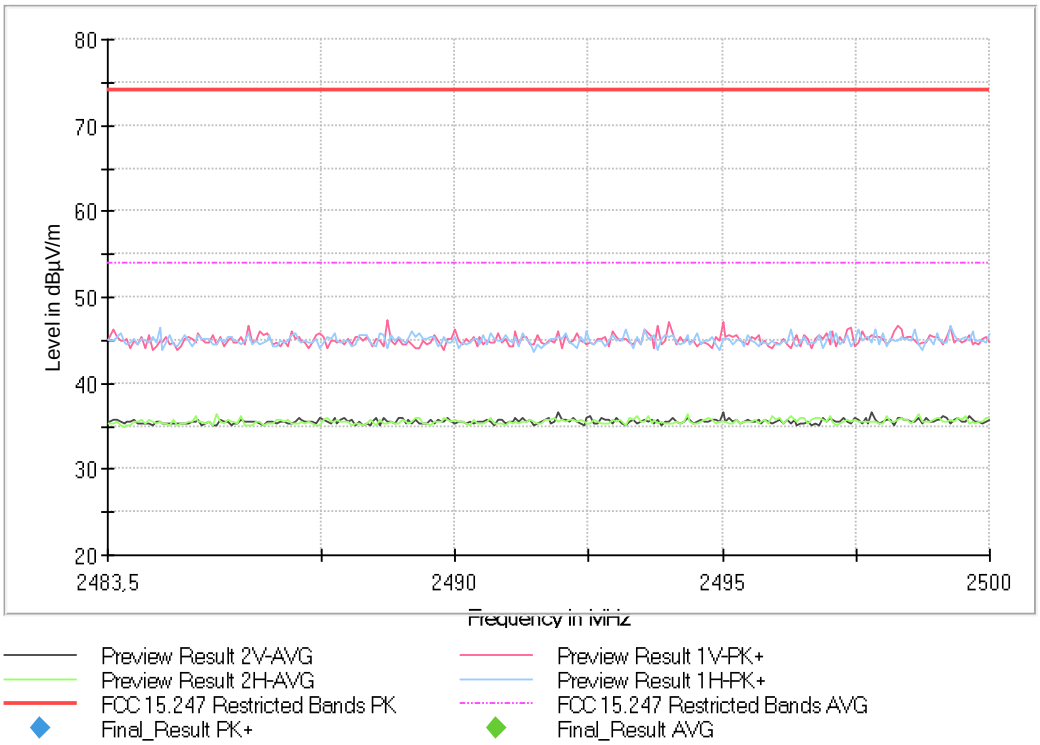

Frequency MHz = 2441.00000 Modulation = BT (8DPSK)

Frequency Range GHz = [1, 3]

Images:

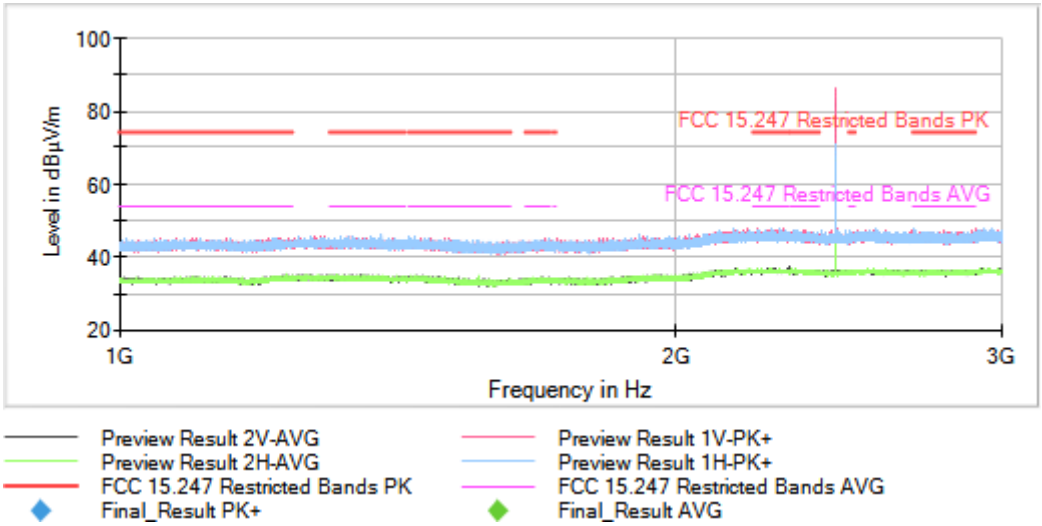

Full Spectrum

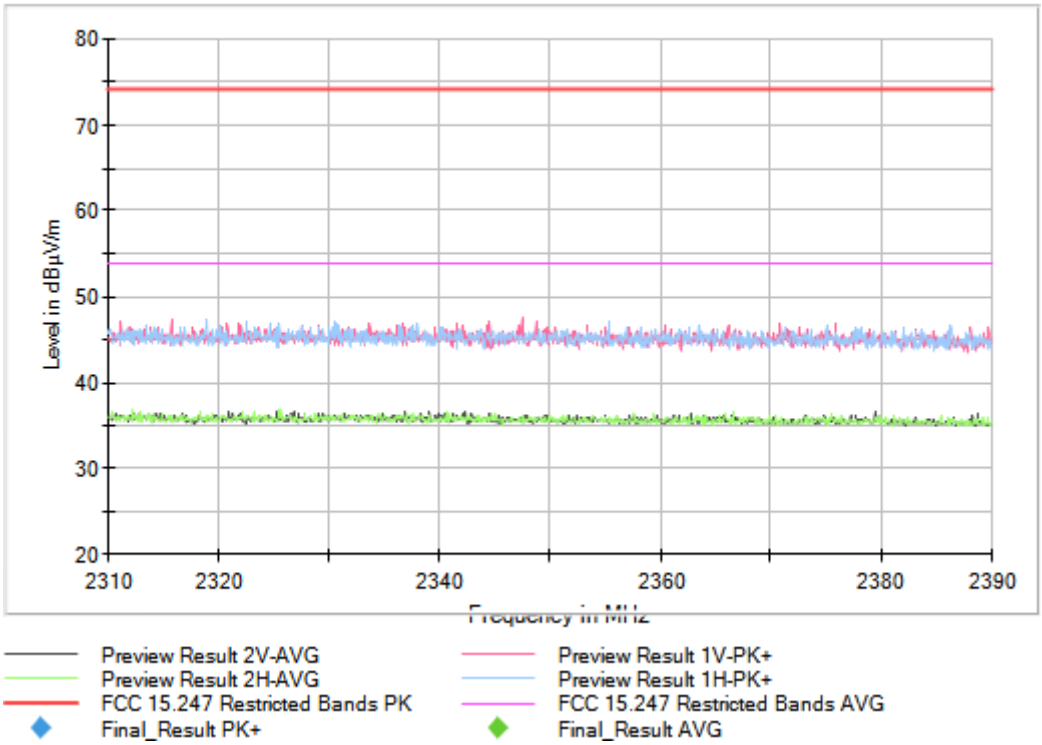

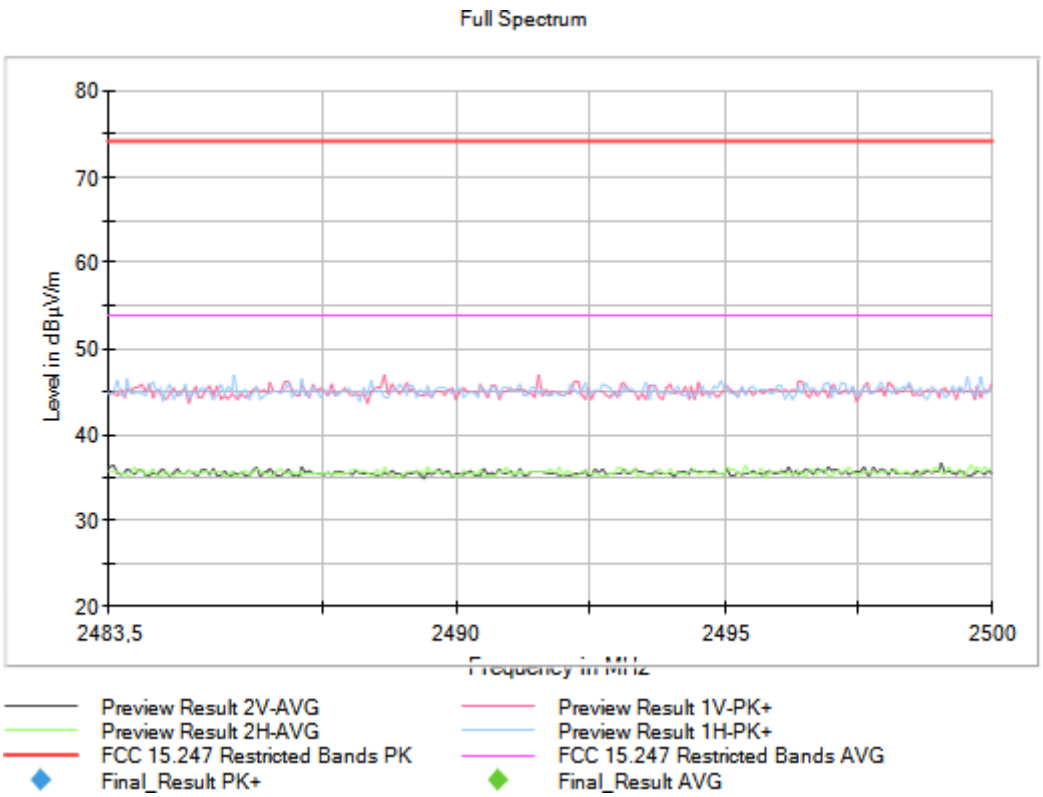

Frequency MHz = 2480.00000 Modulation = BT (8DPSK)

Frequency Range GHz = [1, 3]

Images:

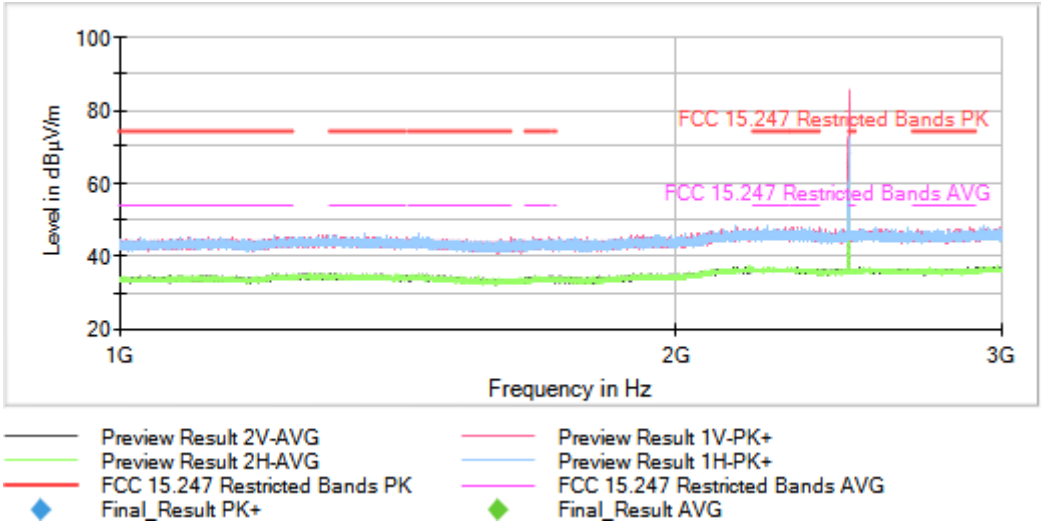

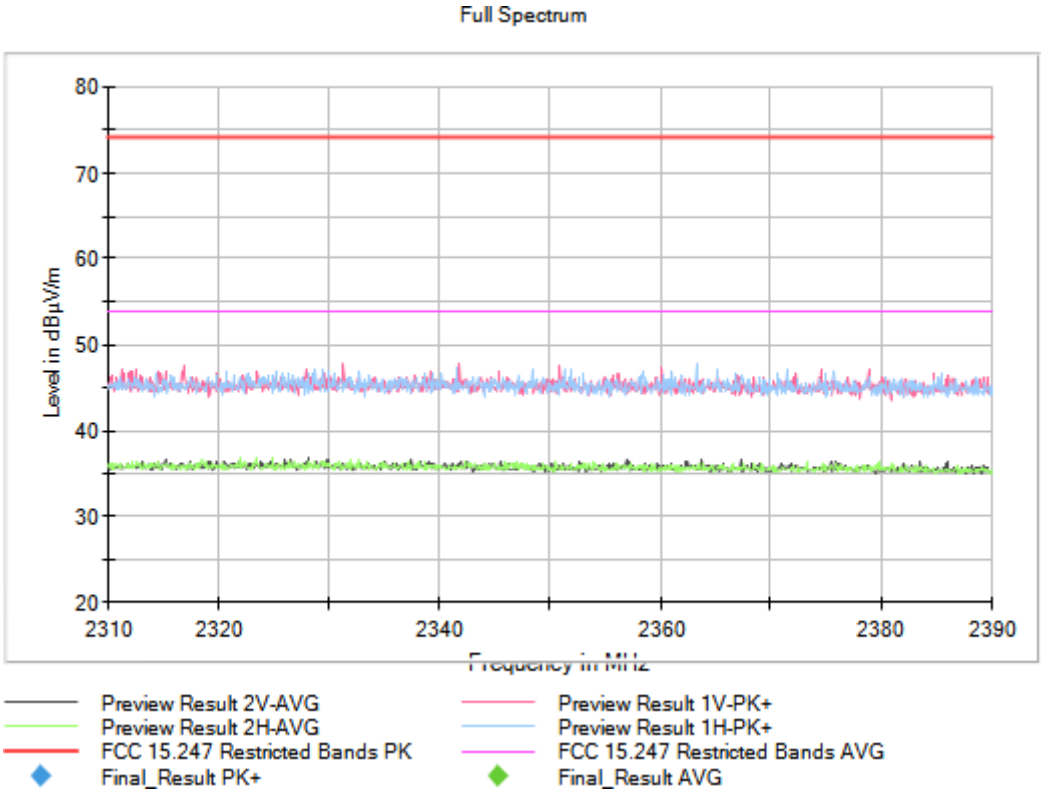
Full Spectrum
Level in dBµV/m
80
70
60
50
40
30
20
2310
2320
2340
2360
2380
2390
Frequency in MHz
Preview Result 2V-AVG
Preview Result 2H-AVG
FCC 15.247 Restricted Bands PK
Final_Result PK+
Preview Result 1V-PK+
Preview Result 1H-PK+
FCC 15.247 Restricted Bands AVG
Final_Result AVG

Full Spectrum
Level in dBµV/m
80
70
60
50
40
30
20
2483,5
2490
2495
2500
Frequency in MHz
Preview Result 2V-AVG
Preview Result 2H-AVG
FCC 15.247 Restricted Bands PK
Final_Result PK+
Preview Result 1V-PK+
Preview Result 1H-PK+
FCC 15.247 Restricted Bands AVG
Final_Result AVG

Frequency MHz = 2402.00000 Modulation = BT (8DPSK)

Frequency Range GHz = [3, 17]

Images:

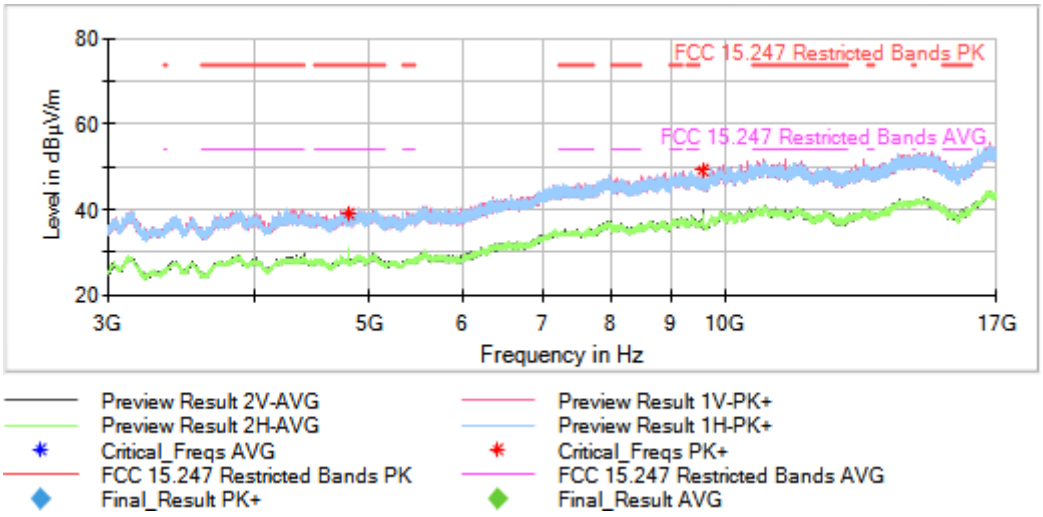

Frequency MHz = 2441.00000 Modulation = BT (8DPSK)

Frequency Range GHz = [3, 17]

Images:

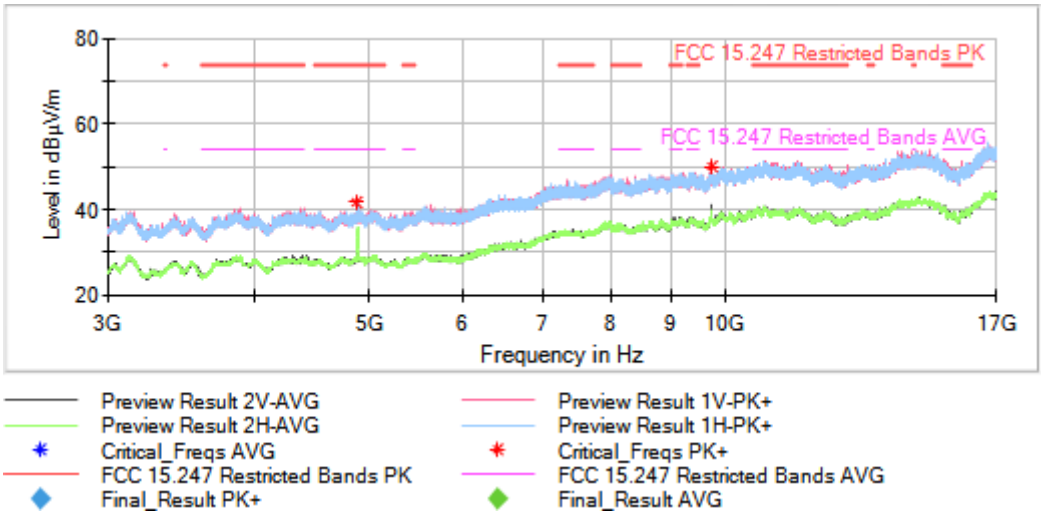

Frequency MHz = 2480.00000 Modulation = BT (8DPSK)

Frequency Range GHz = [3, 17]

Images:

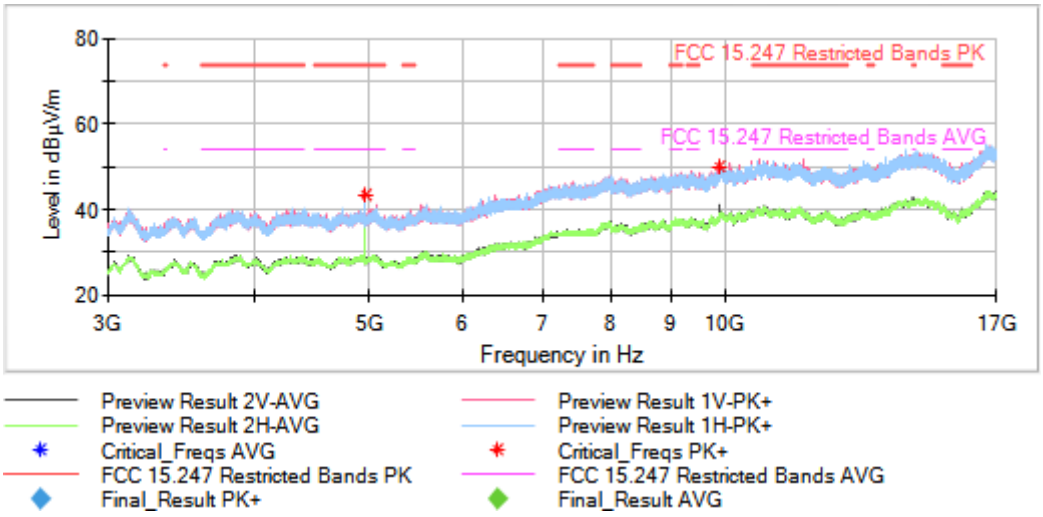

Frequency MHz = 2441.00000 Modulation = BT (8DPSK)

Frequency Range GHz = [17, 26]

Images:

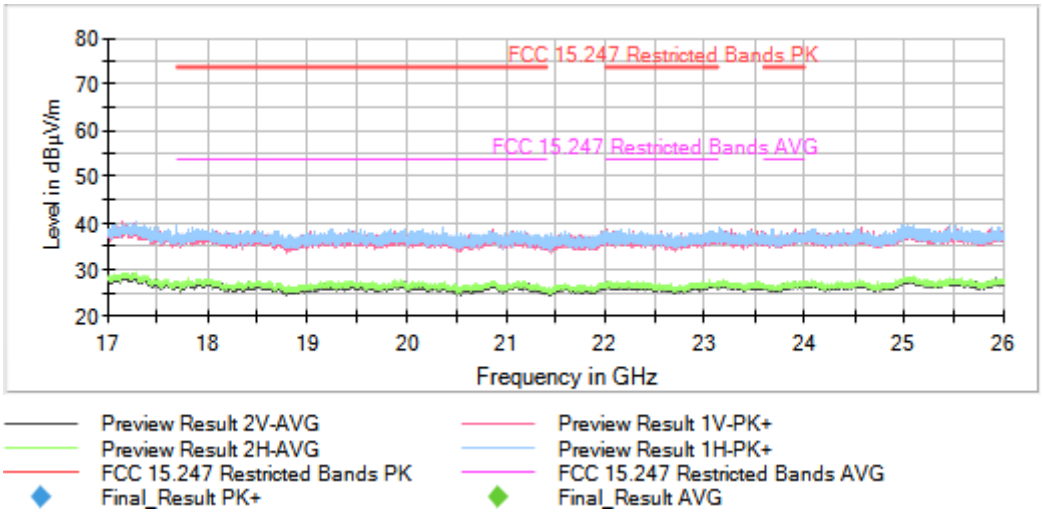

This plot is valid for all channels

Modulation: DM

Results

No spurious frequencies detected at less than 20 dB below the limit

Verdict

Pass

Attachments

Frequency MHz = 2480.00000 Modulation = DM

Frequency Range GHz = [0.03, 1]

Images:

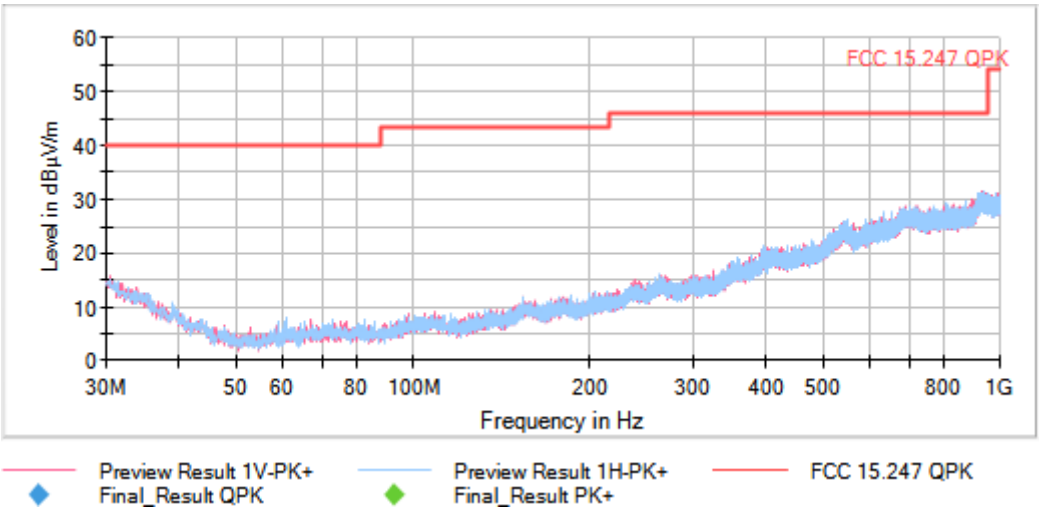

This plot is valid for all channels

Frequency MHz = 2402.00000 Modulation = DM

Frequency Range GHz = [1, 3]

Images:

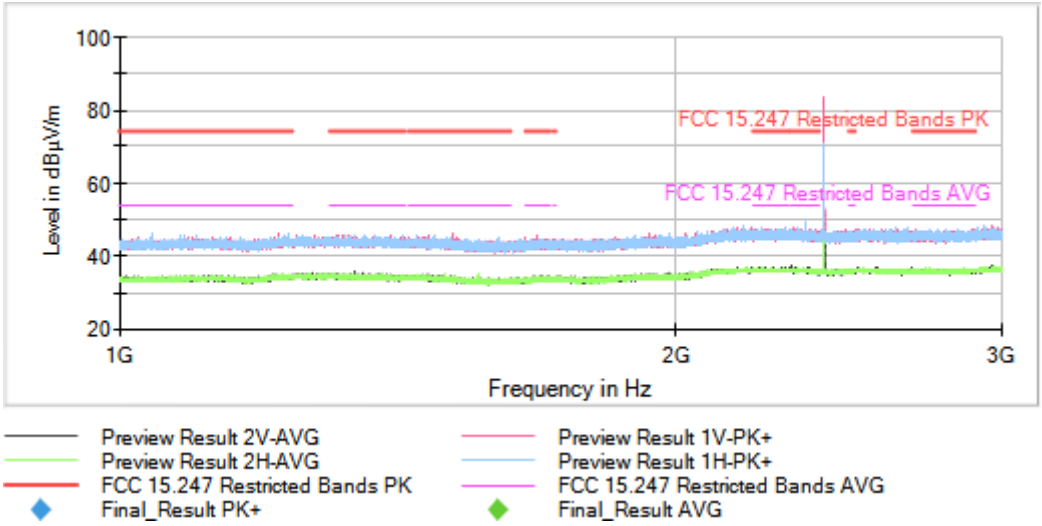

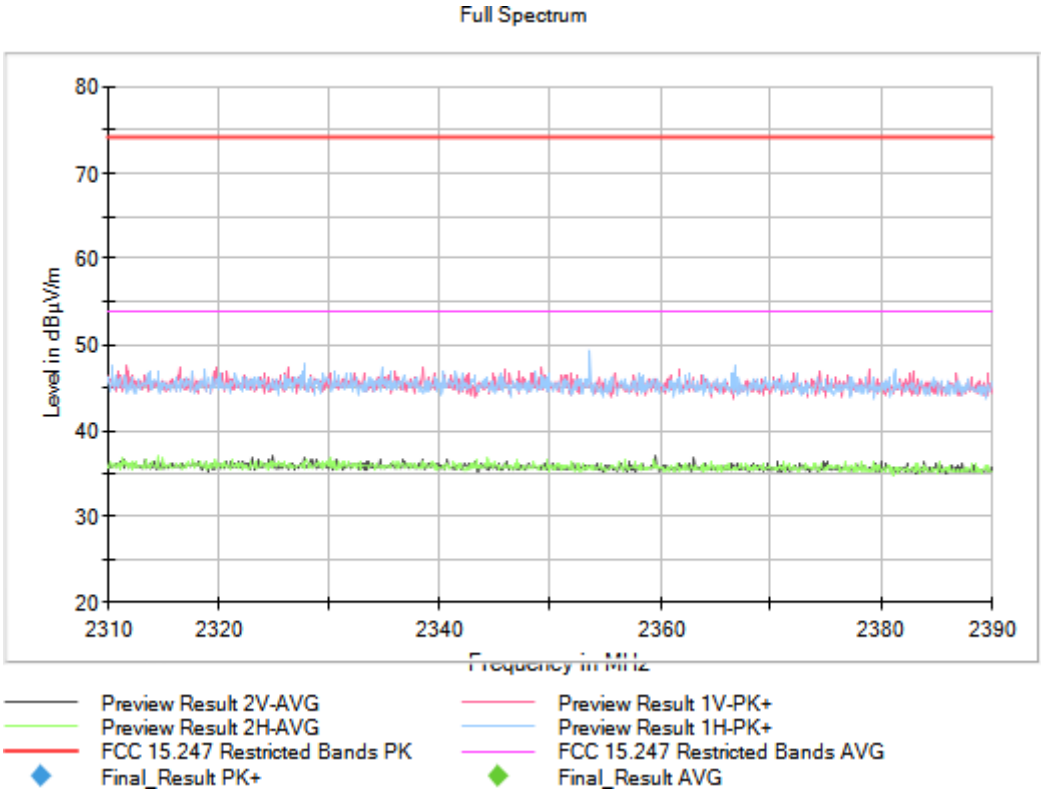
Full Spectrum
Level in dBµV/m
80
70
60
50
40
30
20
2310
2320
2340
2360
2380
2390
Frequency in MHz
Preview Result 2V-AVG
Preview Result 2H-AVG
FCC 15.247 Restricted Bands PK
Final_Result PK+
Preview Result 1V-PK+
Preview Result 1H-PK+
FCC 15.247 Restricted Bands AVG
Final_Result AVG

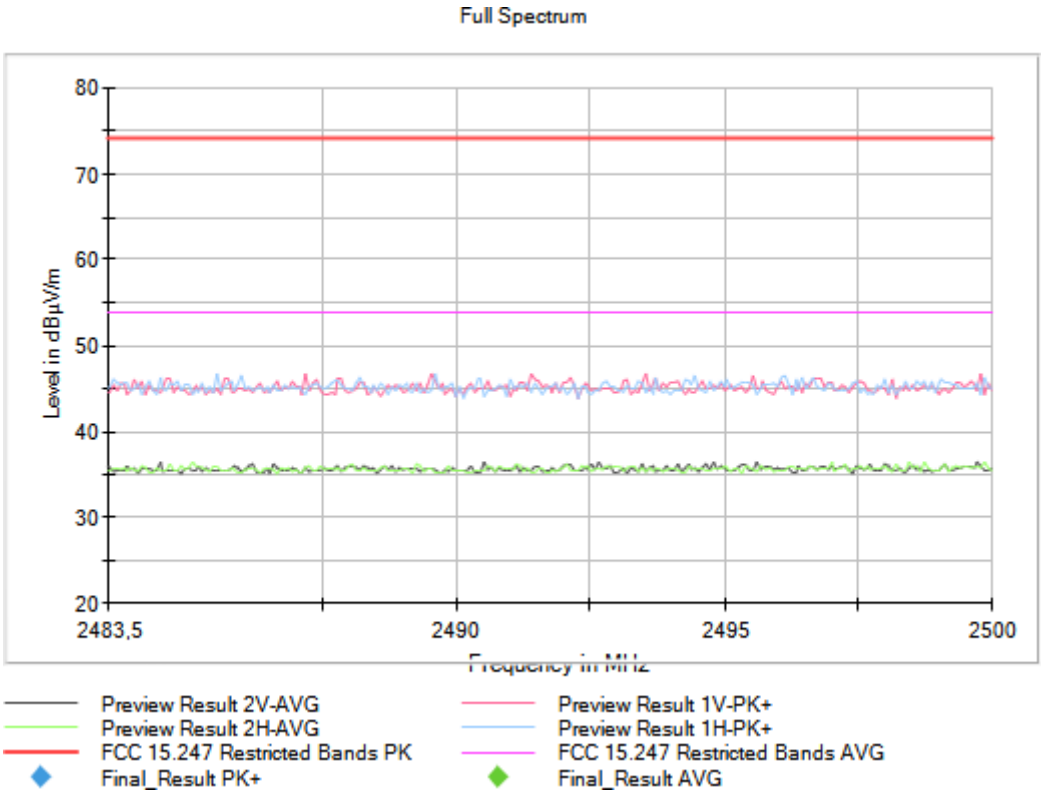
Full Spectrum
Level in dBµV/m
80
70
60
50
40
30
20
2483,5
2490
2495
2500
Frequency in MHz
Preview Result 2V-AVG
Preview Result 2H-AVG
FCC 15.247 Restricted Bands PK
Final_Result PK+
Preview Result 1V-PK+
Preview Result 1H-PK+
FCC 15.247 Restricted Bands AVG
Final_Result AVG

Frequency MHz = 2440.00000 Modulation = DM

Frequency Range GHz = [1, 3]

Images:

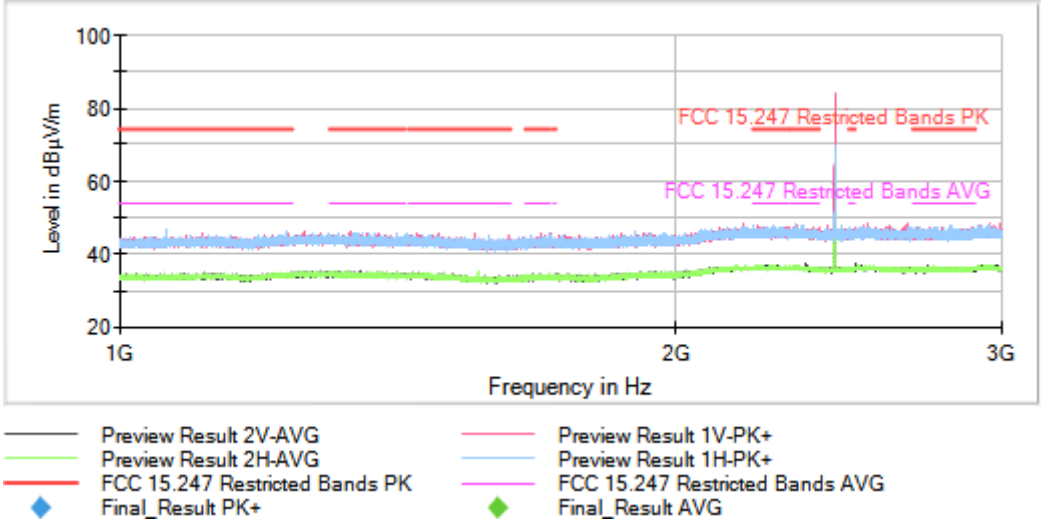

Full Spectrum

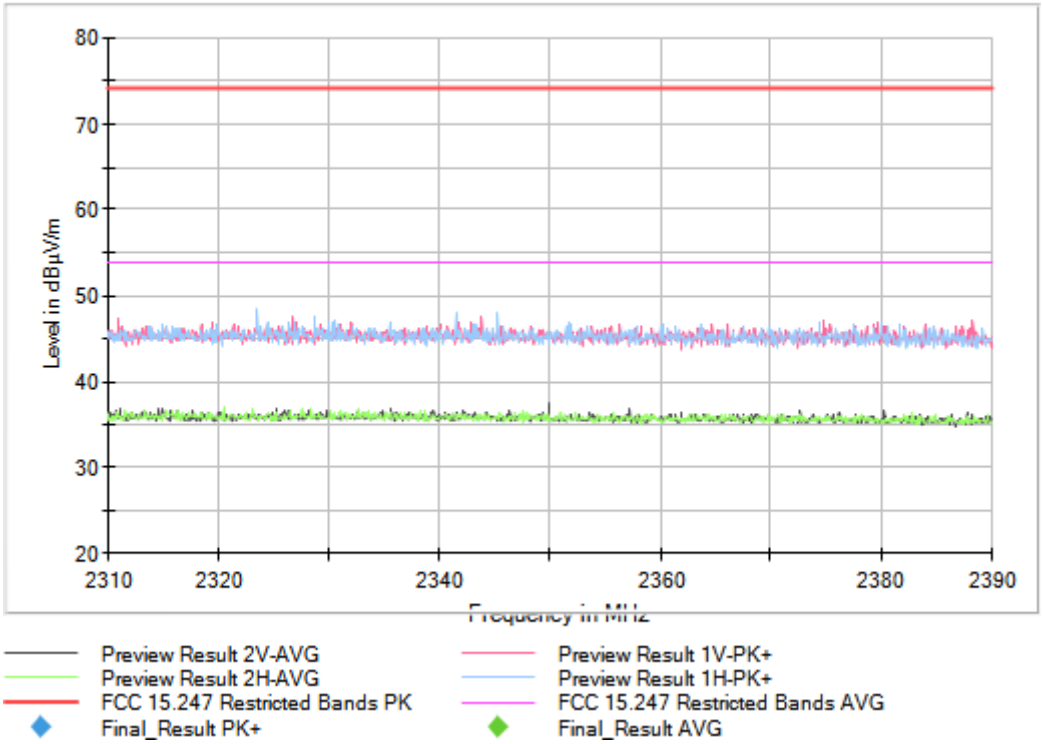

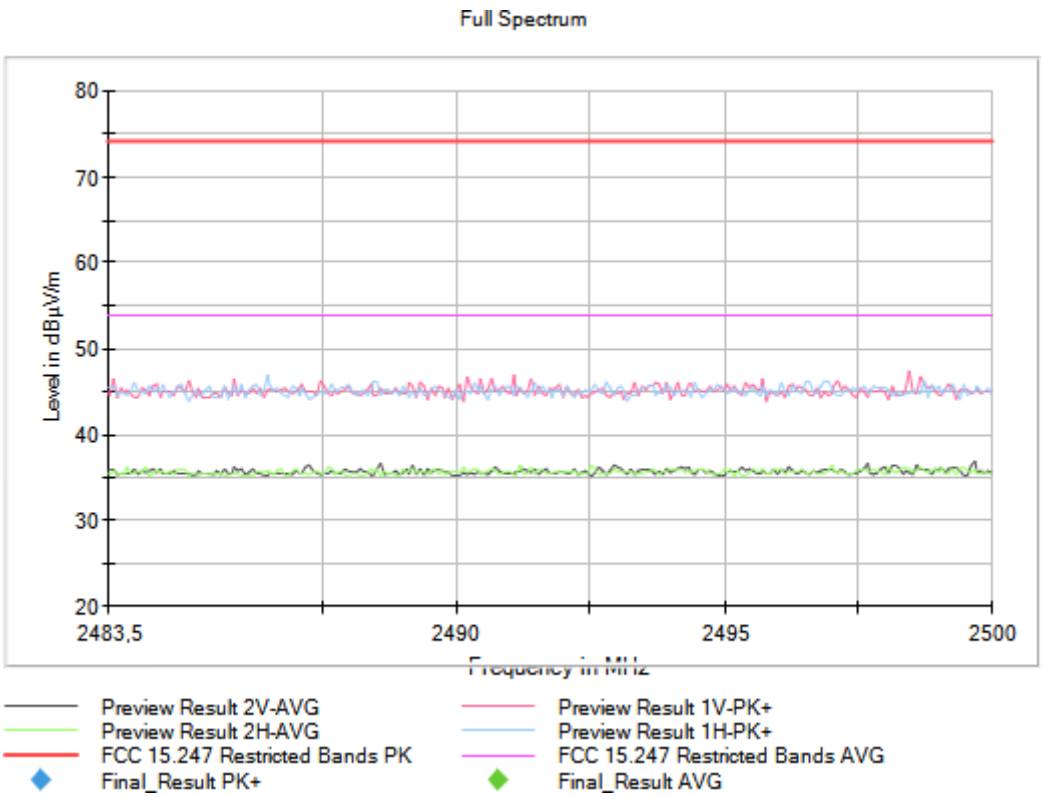

Frequency MHz = 2480.00000 Modulation = DM

Frequency Range GHz = [1, 3]

Images:

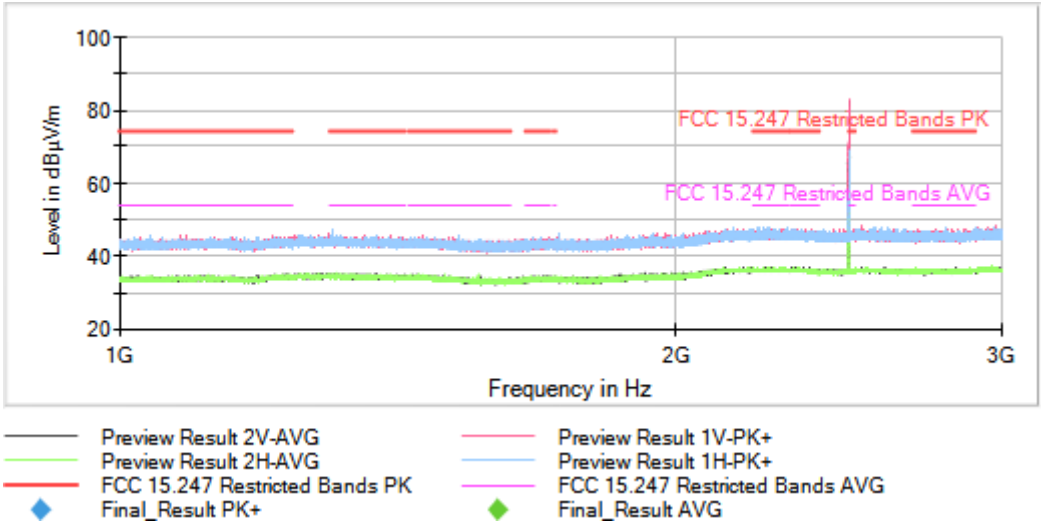

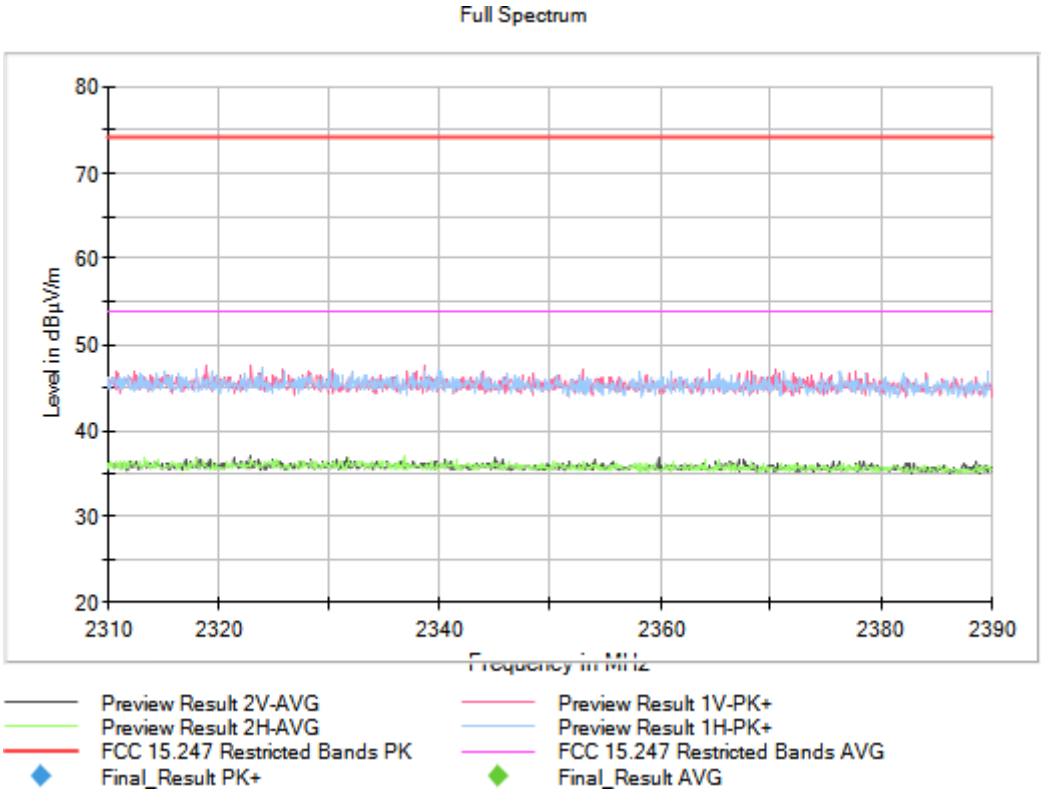
Full Spectrum
Level in dBµV/m
80
70
60
50
40
30
20
2310
2320
2340
2360
2380
2390
Preview Result 2V-AVG
Preview Result 2H-AVG
FCC 15.247 Restricted Bands PK
Final_Result PK+
Preview Result 1V-PK+
Preview Result 1H-PK+
FCC 15.247 Restricted Bands AVG
Final_Result AVG

Full Spectrum
Level in dBµV/m
80
70
60
50
40
30
20
2483,5
2490
2495
2500
Preview Result 2V-AVG
Preview Result 2H-AVG
FCC 15.247 Restricted Bands PK
Final_Result PK+
Preview Result 1V-PK+
Preview Result 1H-PK+
FCC 15.247 Restricted Bands AVG
Final_Result AVG

Frequency MHz = 2402.00000 Modulation = DM

Frequency Range GHz = [3, 17]

Images:

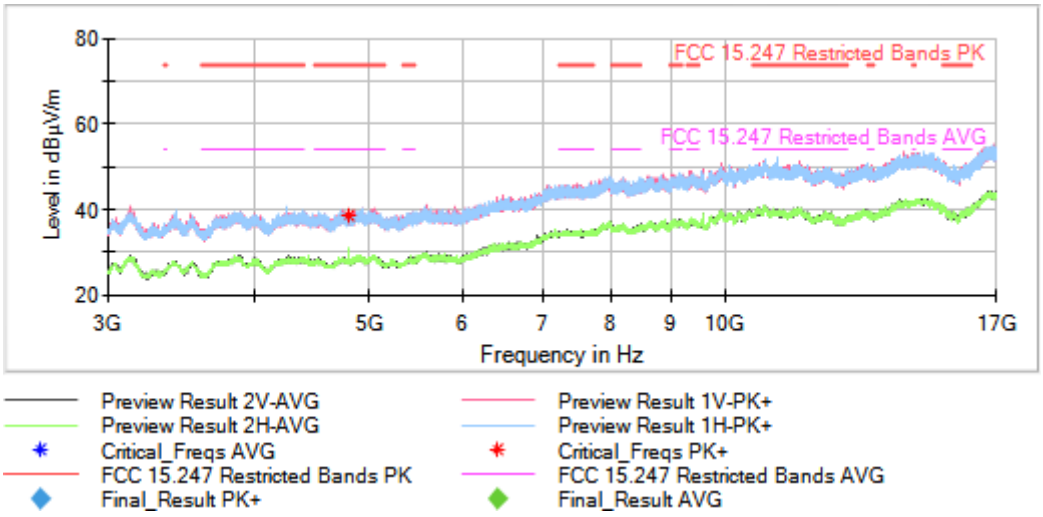

Frequency MHz = 2440.00000 Modulation = DM

Frequency Range GHz = [3, 17]

Images:

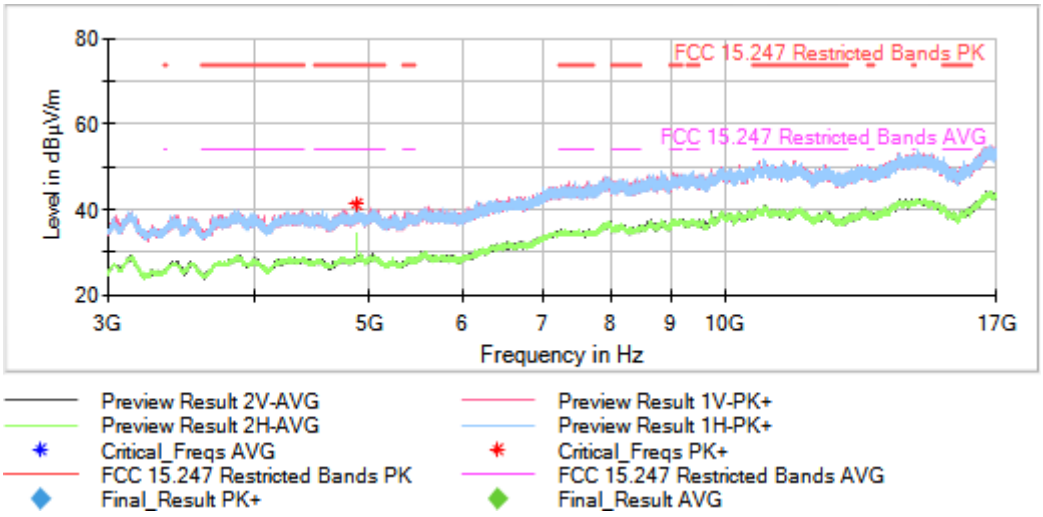

Frequency MHz = 2480.00000 Modulation = DM

Frequency Range GHz = [3, 17]

Images:

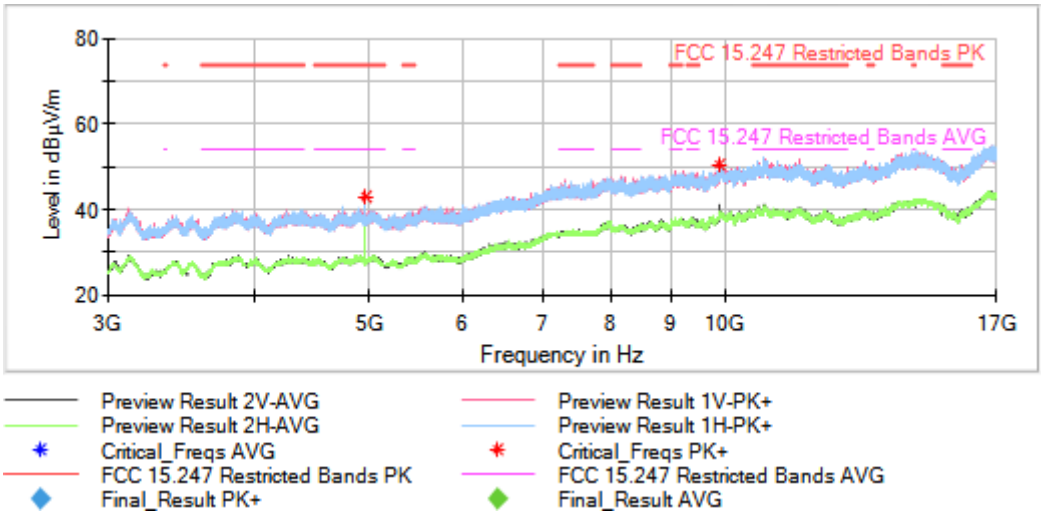

Frequency MHz = 2480.00000 Modulation = DM

Frequency Range GHz = [17, 26]

Images:

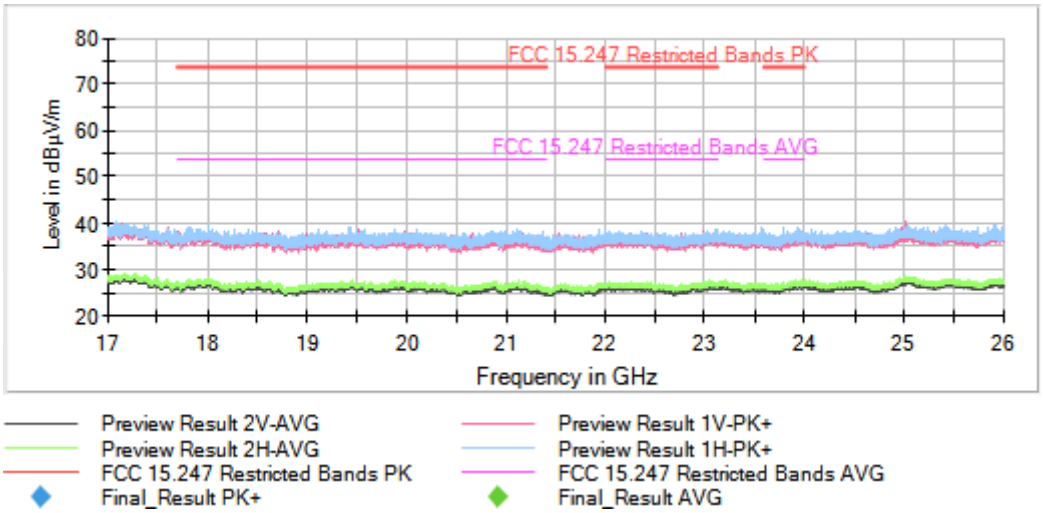

This plot is valid for all channels

Modulation: FLORA

Results

No spurious frequencies detected at less than 20 dB below the limit

Verdict

Pass

Attachments

Frequency MHz = 2402.00000 Modulation = FLORA

Frequency Range GHz = [0.03, 1]

Images:

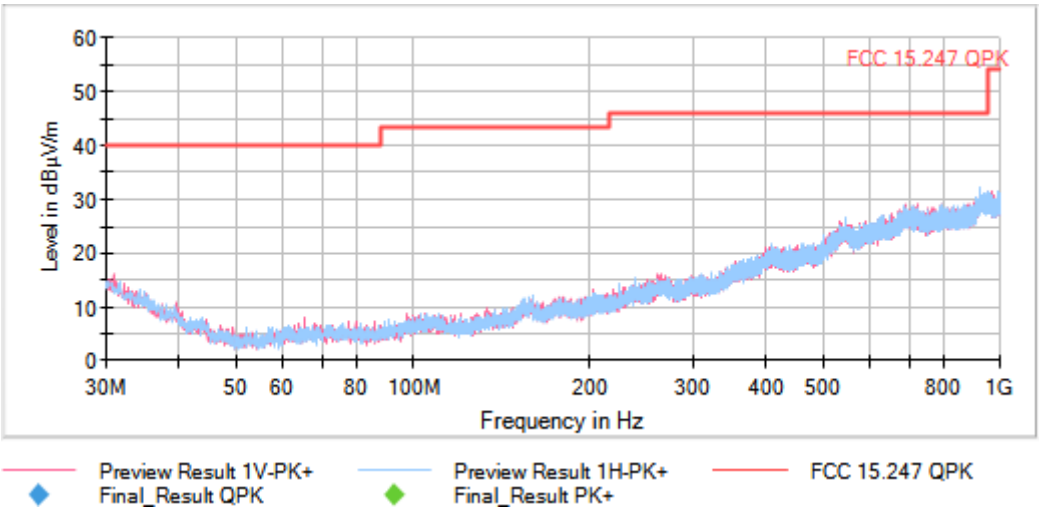

This plot is valid for all channels

Frequency MHz = 2402.00000 Modulation = FLORA

Frequency Range GHz = [1, 3]

Images:

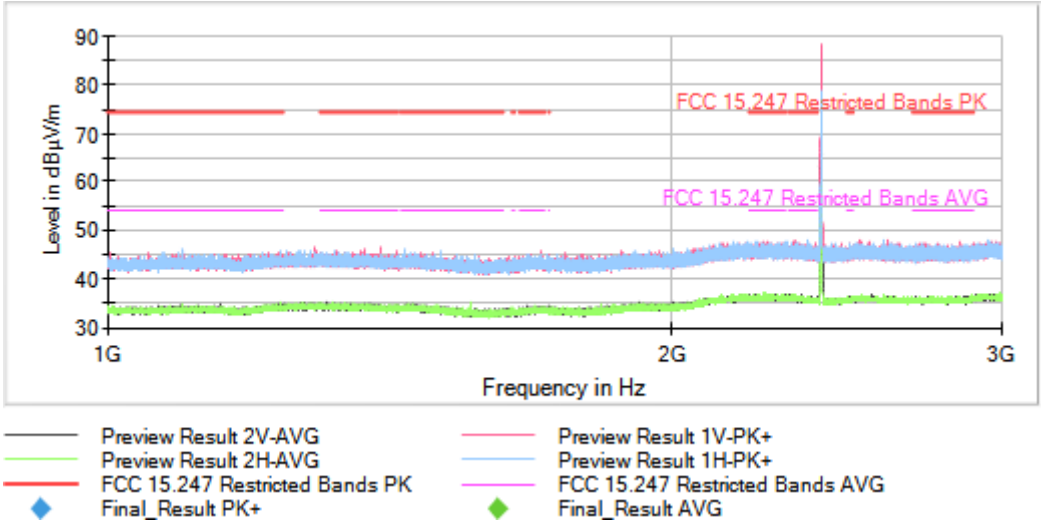

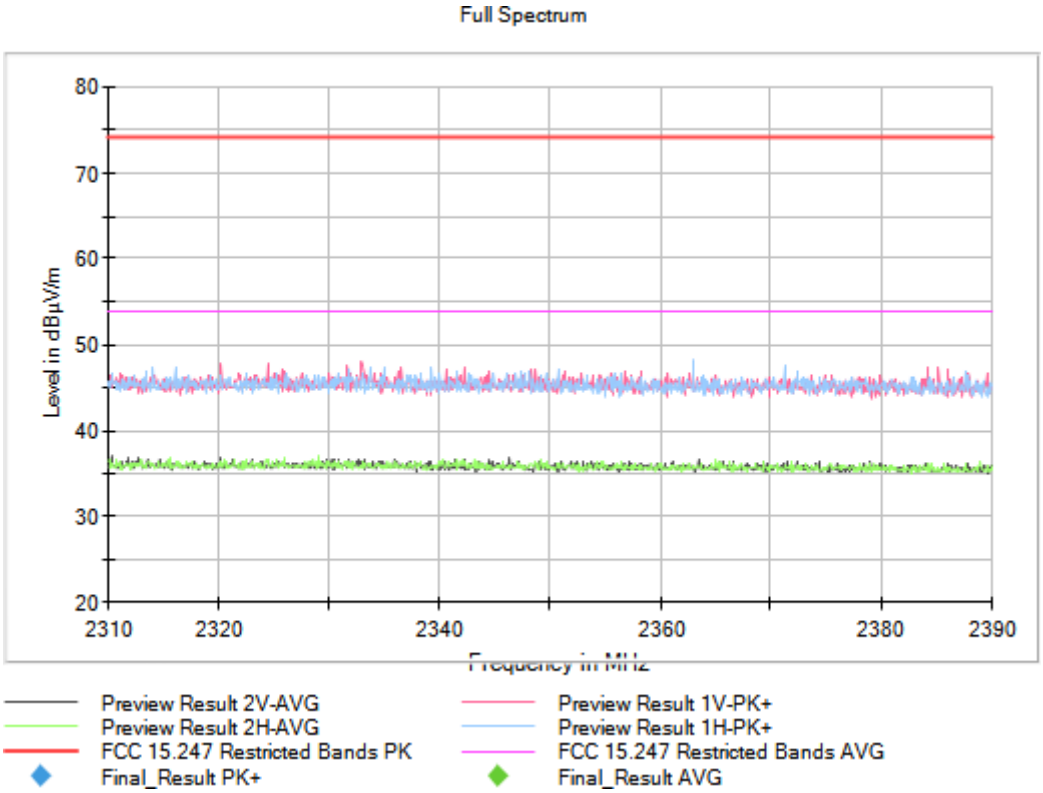
Full Spectrum
Level in dBµV/m
80
70
60
50
40
30
20
2310
2320
2340
2360
2380
2390
Preview Result 2V-AVG
Preview Result 2H-AVG
FCC 15.247 Restricted Bands PK
Final_Result PK+
Preview Result 1V-PK+
Preview Result 1H-PK+
FCC 15.247 Restricted Bands AVG
Final_Result AVG

Full Spectrum
Level in dBµV/m
80
70
60
50
40
30
20
2483,5
2490
2495
2500
Preview Result 2V-AVG
Preview Result 2H-AVG
FCC 15.247 Restricted Bands PK
Final_Result PK+
Preview Result 1V-PK+
Preview Result 1H-PK+
FCC 15.247 Restricted Bands AVG
Final_Result AVG

Frequency MHz = 2440.00000 Modulation = FLORA

Frequency Range GHz = [1, 3]

Images:

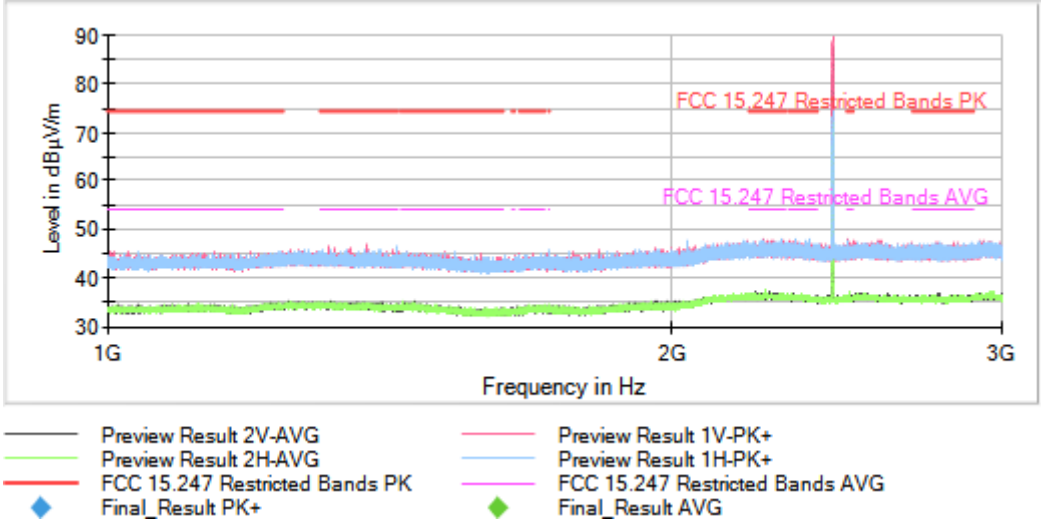

Full Spectrum

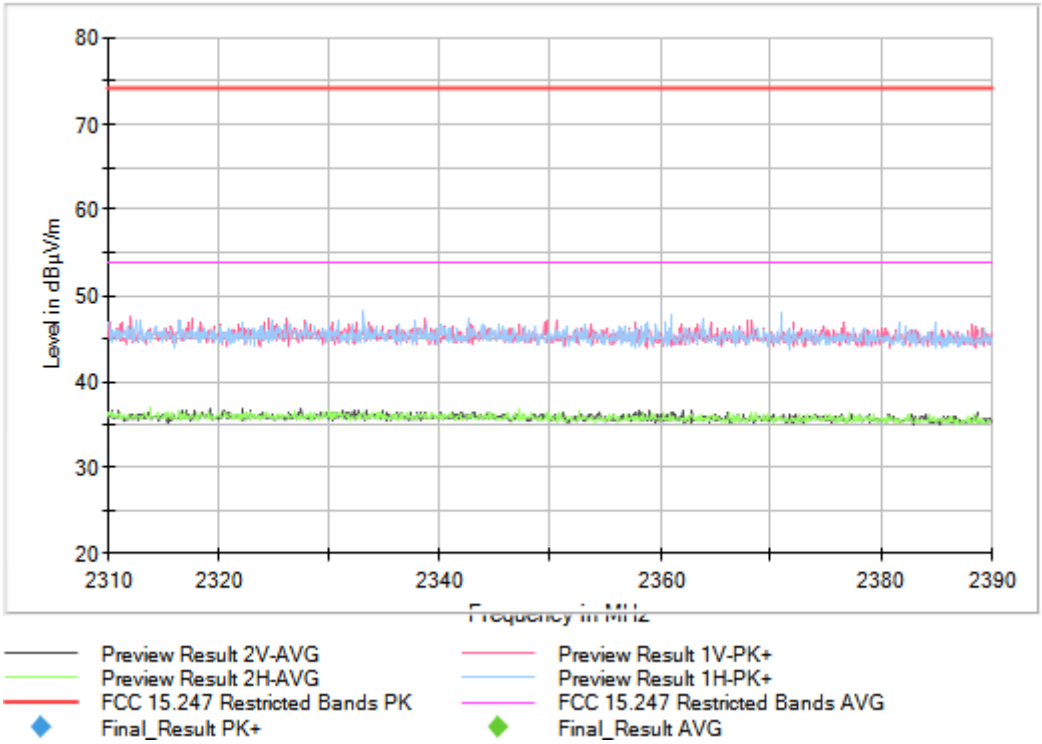

Frequency MHz = 2480.00000 Modulation = FLORA

Frequency Range GHz = [1, 3]

Images:

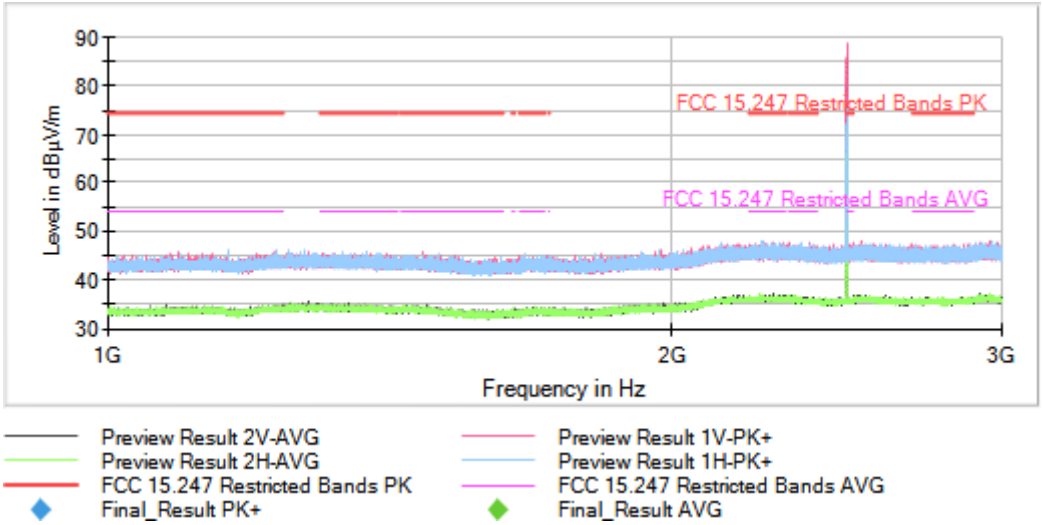

Full Spectrum

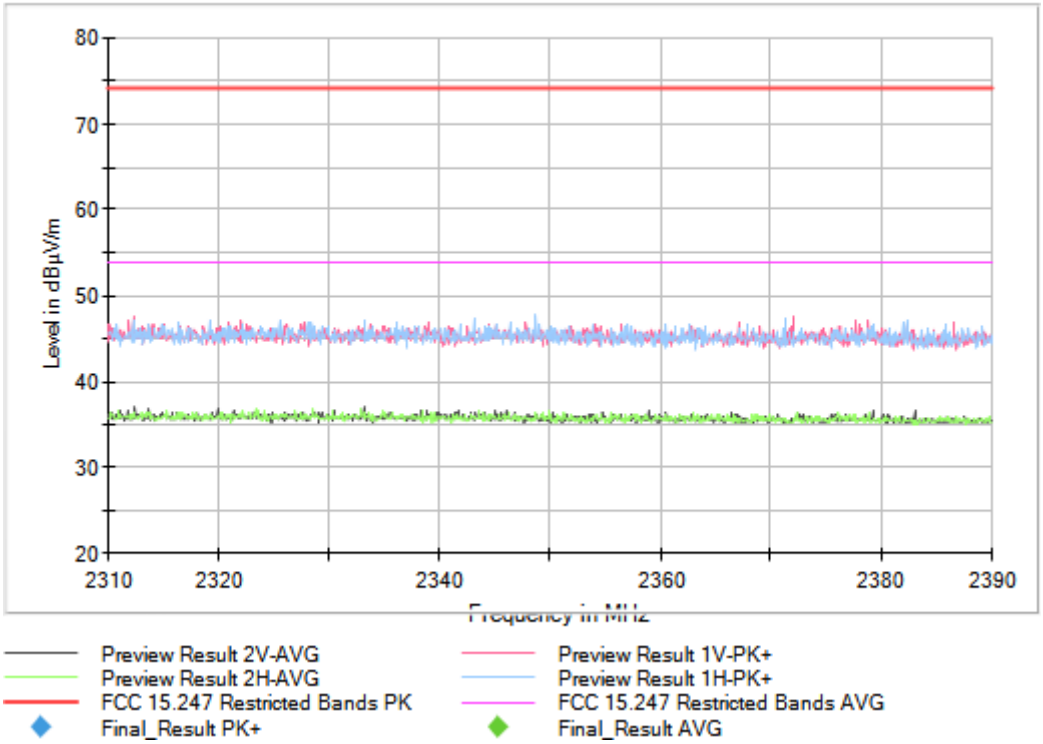

Full Spectrum

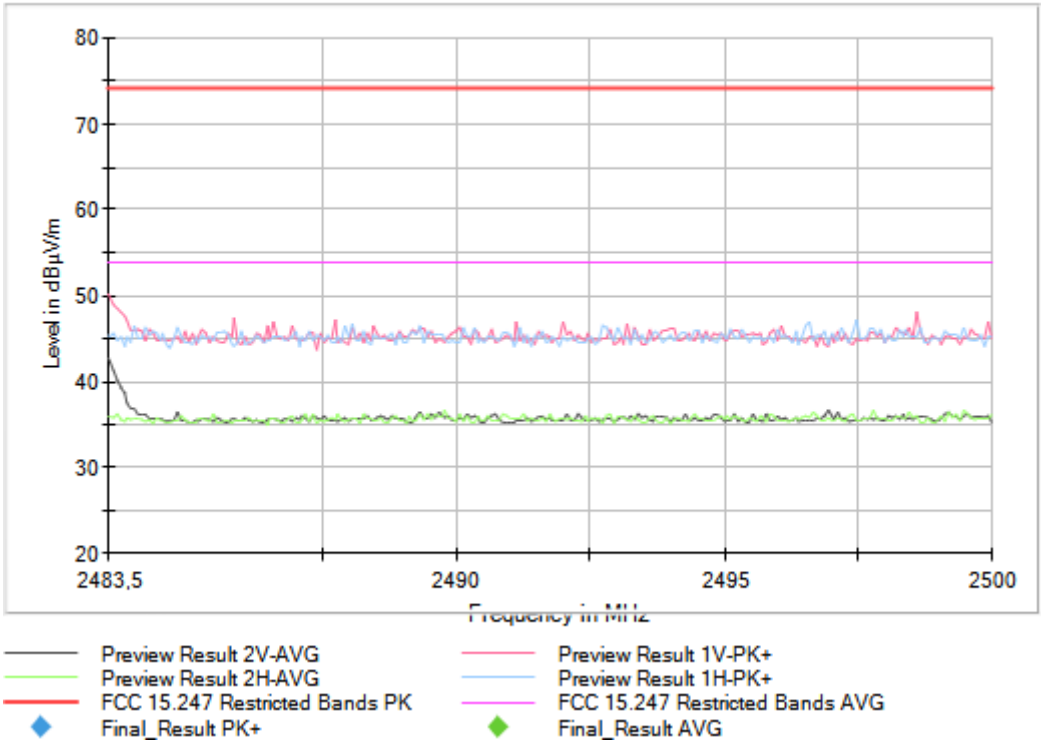

Frequency MHz = 2402.00000 Modulation = FLORA

Frequency Range GHz = [3, 17]

Images:

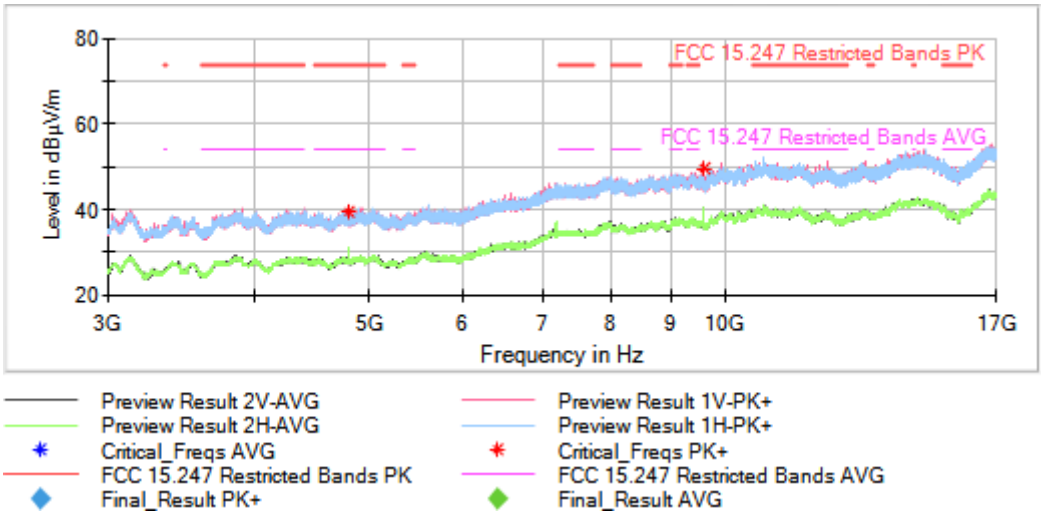

Frequency MHz = 2440.00000 Modulation = FLORA

Frequency Range GHz = [3, 17]

Images:

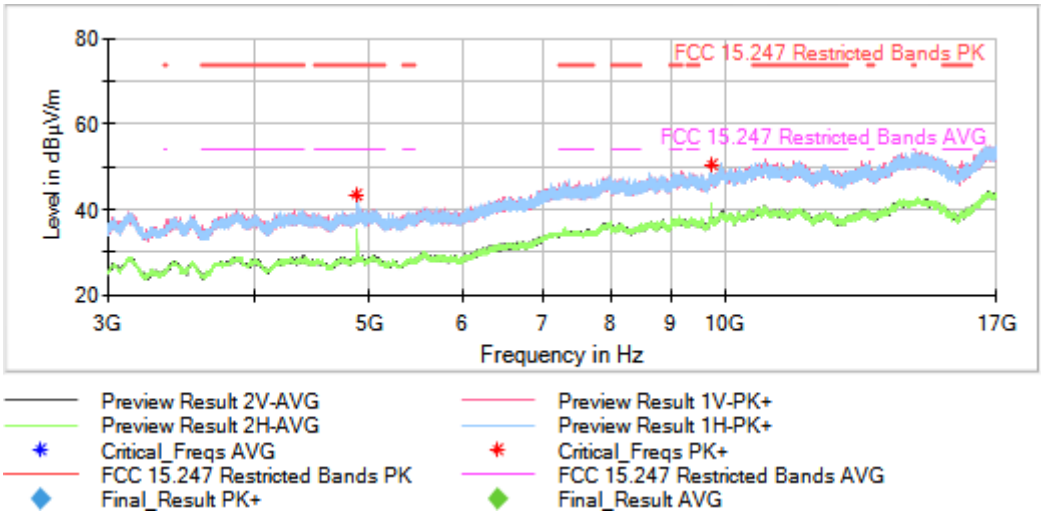

Frequency MHz = 2480.00000 Modulation = FLORA

Frequency Range GHz = [3, 17]

Images:

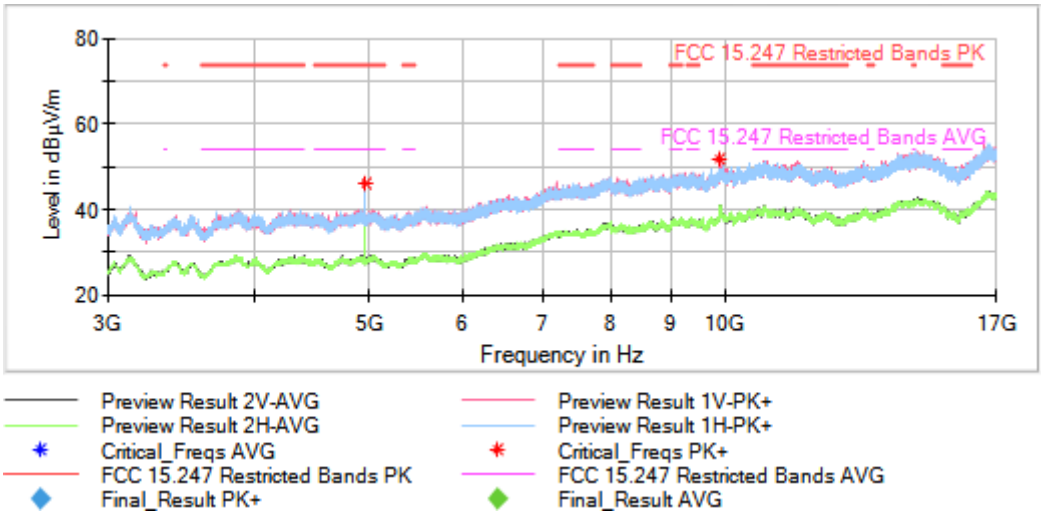

Frequency MHz = 2402.00000 Modulation = FLORA

Frequency Range GHz = [17, 26]

Images:

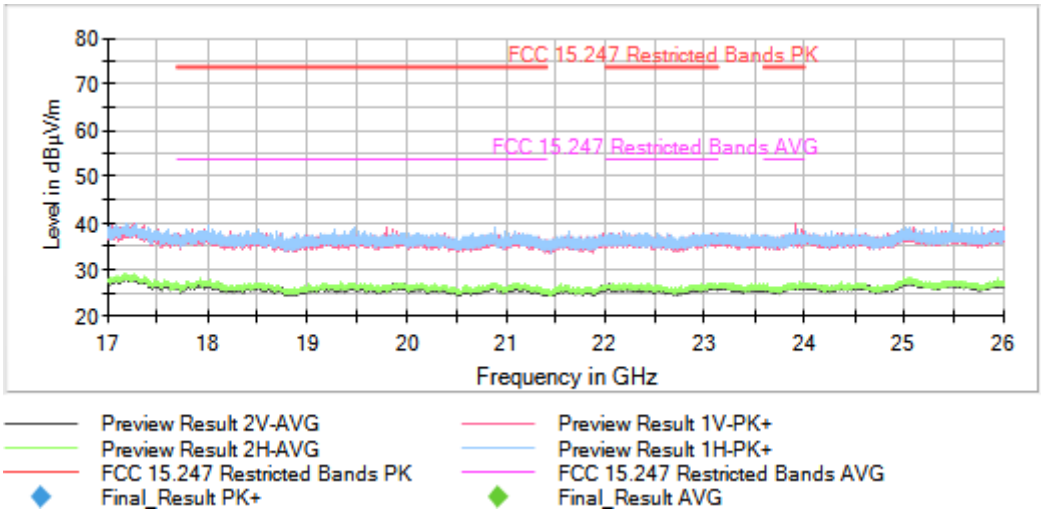

This plot is valid for all channels