Roger Pass-around

Quick setup guide/ Schnellstartanleitung/
Guide d'installation rapide/ Guía rápida de instalación

roger

PHONAK
life is on

Start

Device description
Produktbeschreibung
Description de l'appareil
Descripción del dispositivo

1. On / Off
2. Microphones; Mikrophonen; microphones; micrófonos
3. LED
4. Mute or PTT/ Stumm oder PTT / Mode sourdine ou PTT/ Mooe silencio o PTT
5. [Volume] button; Taste; bouton ; botón
6. micro-USB
7. Anti-rolling, Dreh-vermeidung, Anti-roulement, Anti-balanceo
8. Table stand; Tischstativ; Pied table; soporte de mesa



Start

Components
Komponenten
Composants
Componentes

Roger Pass-around



Pouch/ Beutel/ Poche/Bolso

Package contents may vary slightly depending on country
Die im Lieferumfang enthaltenen Komponenten können sich je nach Land geringfügig unterscheiden
Le contenu peut varier selon les pays
El contenido puede variar dependiendo el país

1

Charging
Aufladen
Charger
Cargar

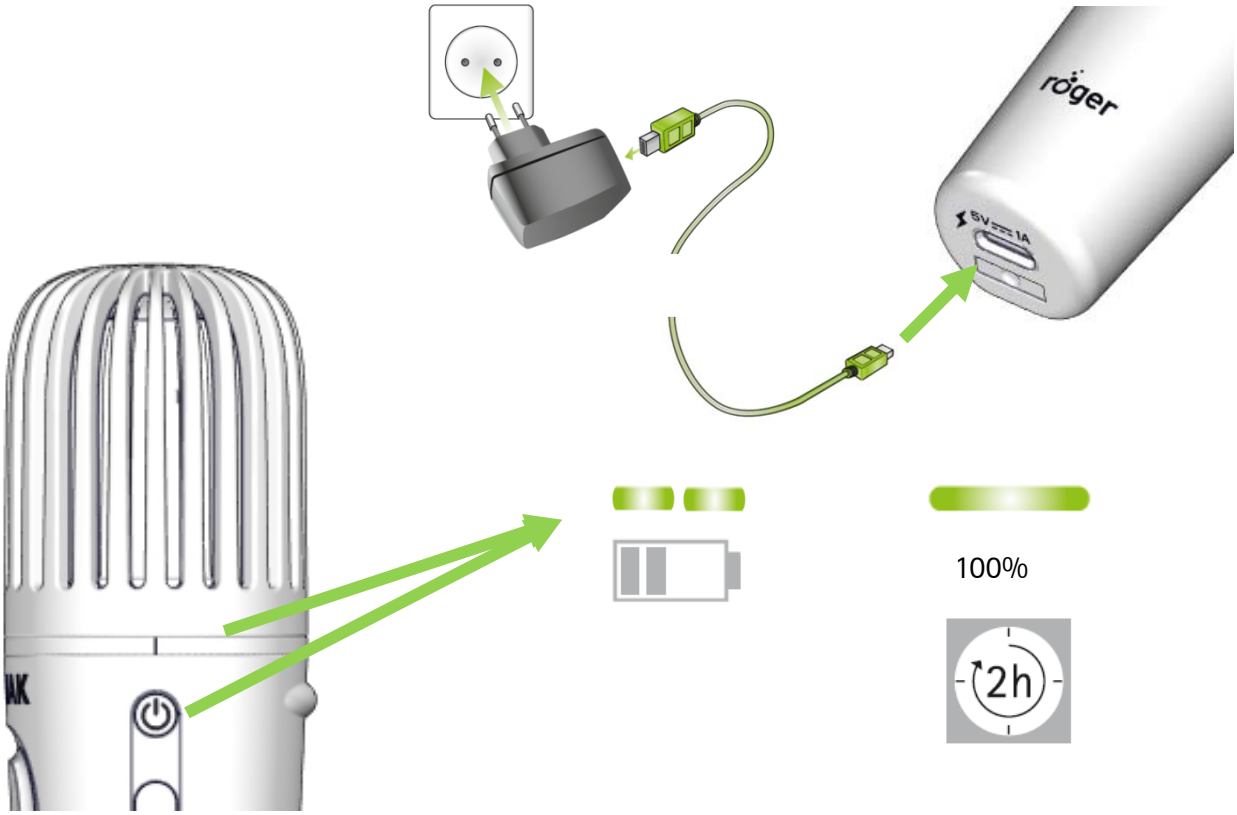



2

Switching on/off
Ein-/Aus-schalten
Mettre en marche/éteindre
Encender/apagar

On
Eingeschaltet
Allumé
Encendido

3

Connecting
Verbinden
Connecter
Conectar

Roger Pass-around

Roger Touchscreen Mic

Connect Roger Pass-around to Roger Touchscreen Mic before first use [Connect].
Verbinden Sie Roger Pass-around mit Roger Touchscreen Mic vor der ersten Inbetriebnahme [Connect].
Connecter Roger Pass-around avec Roger Touchscreen Mic avant la première utilisation [Connect].
Conecte Roger Pass-around con Roger Touchscreen Mic antes del primer uso [Connect].

4

How to use
Wie benutzen
Comment utiliser
Cómo utilizar

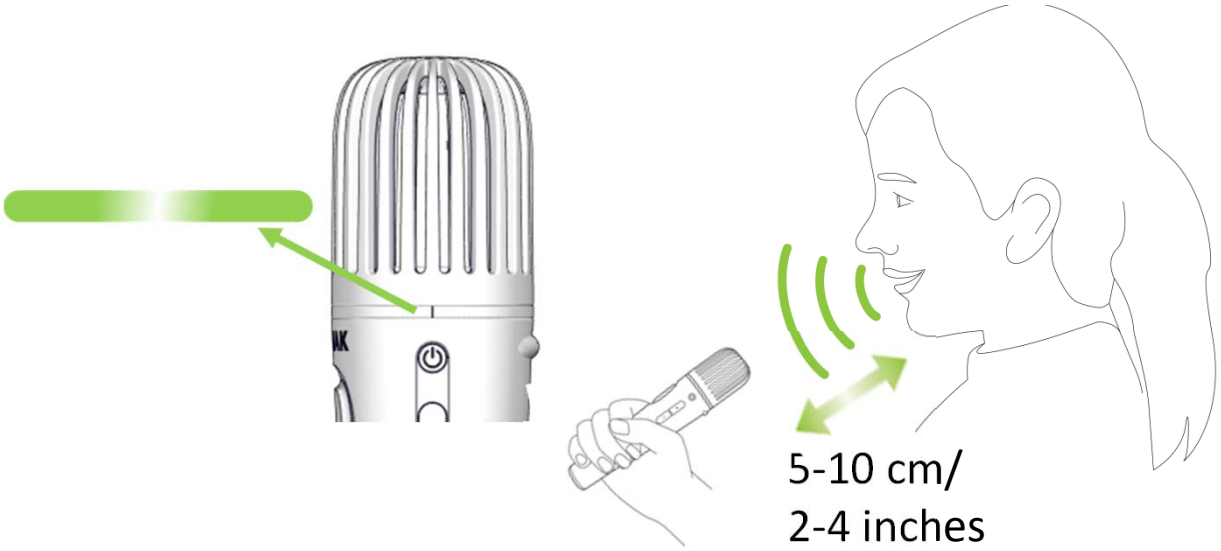

Reading a book
Ein Buch lesen
Lire un livre
Leer un libro

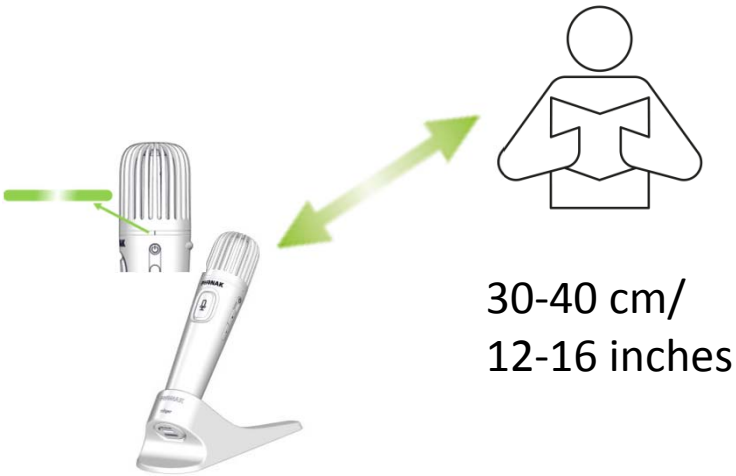

4

Mute
Stumm
Sourdine
Silenciar

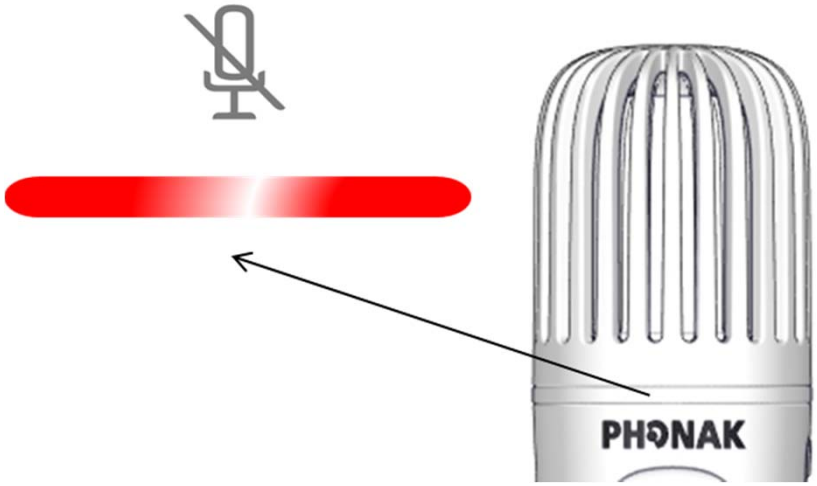

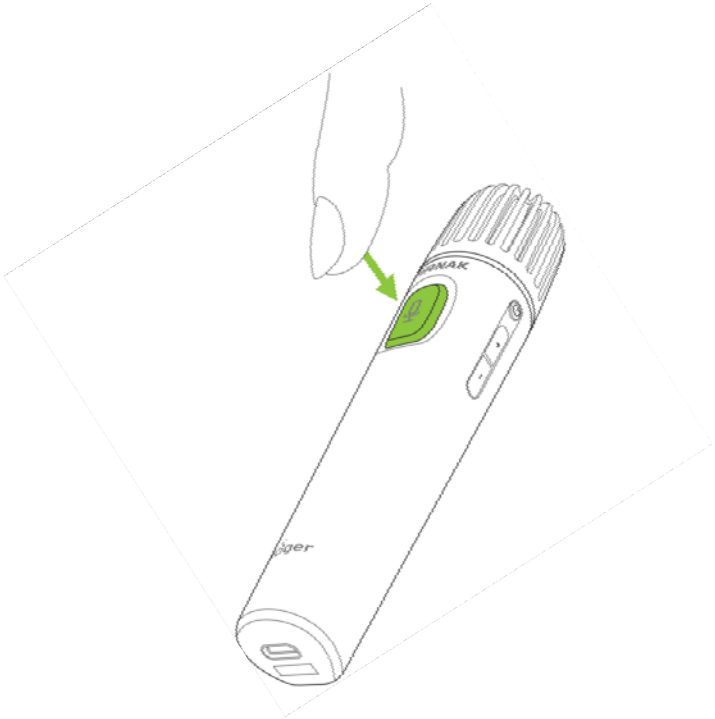

5

Mute and table (automatic)
Stumm und Tisch (automatisch)
Sourdine et table (automatique)
Silencio y mesa (automático)



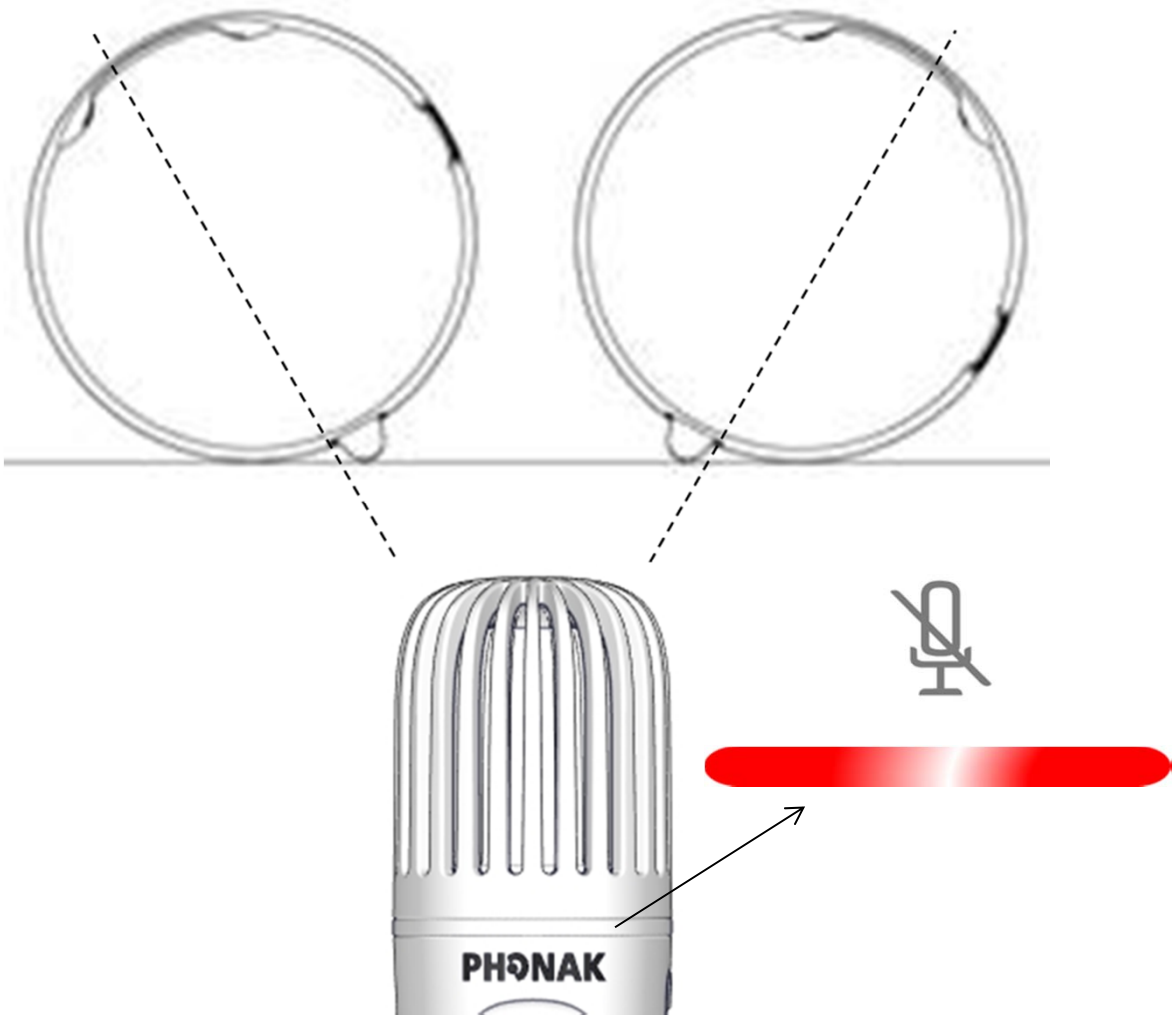

4

How to use (PTT)
Wie benutzen (PTT)
Comment utiliser (PTT)
Cómo utilizar (PTT)

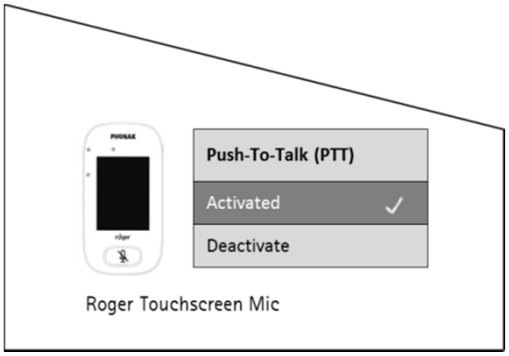

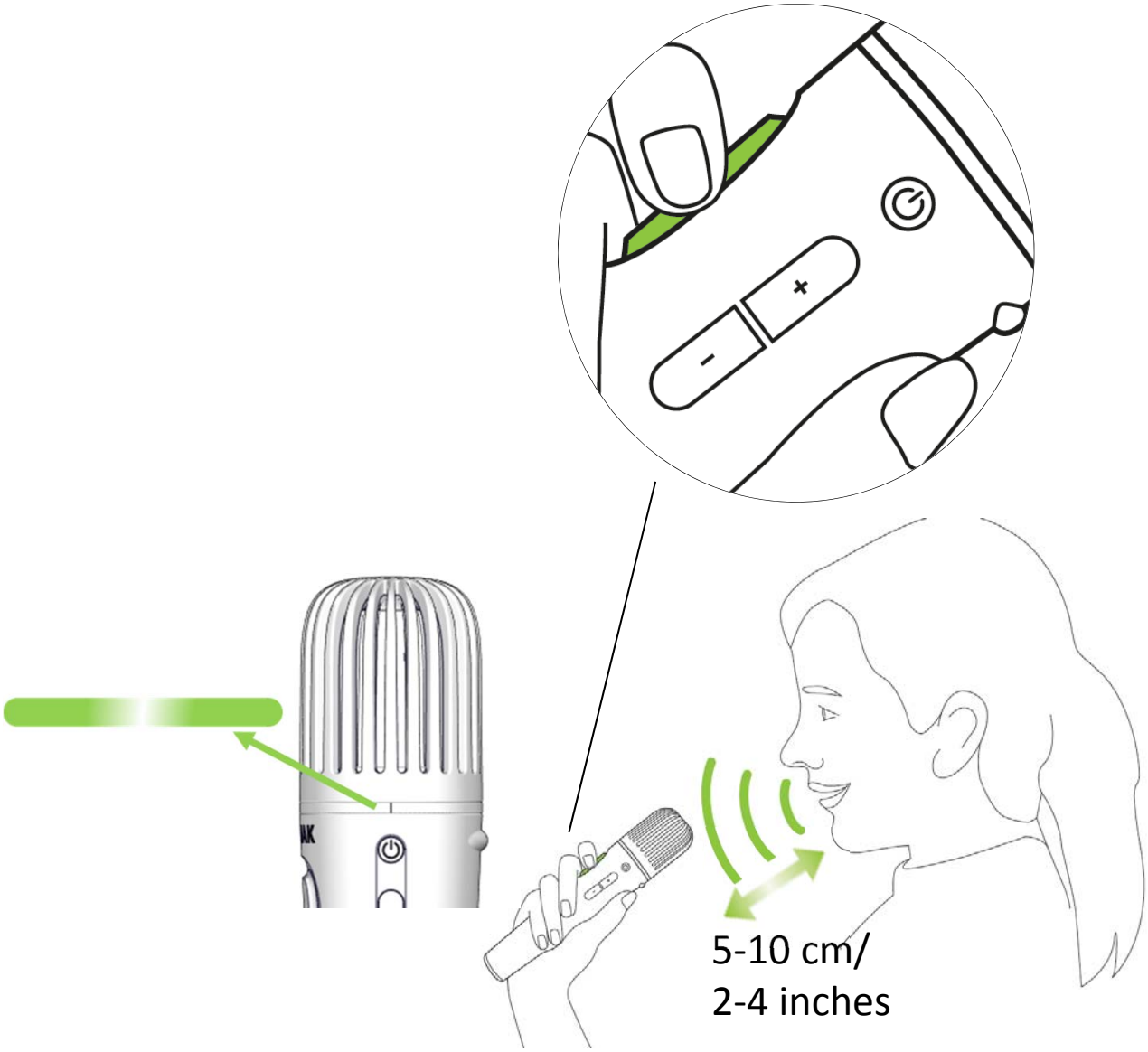

4

Reading a book (PTT)
Ein Buch lesen (PTT)
Lire un livre (PTT)
Leer un libro (PTT)

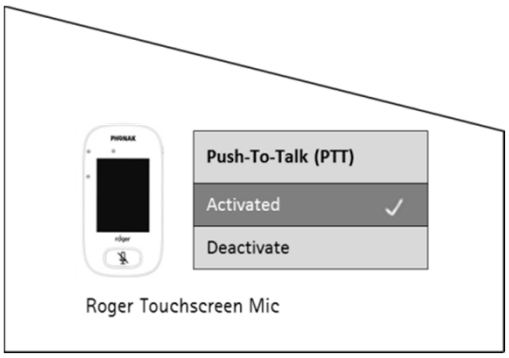

1)

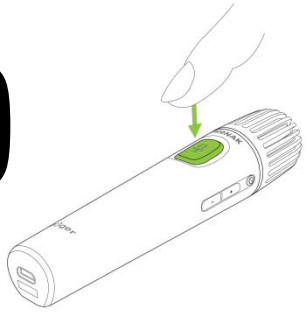

1s <



2)

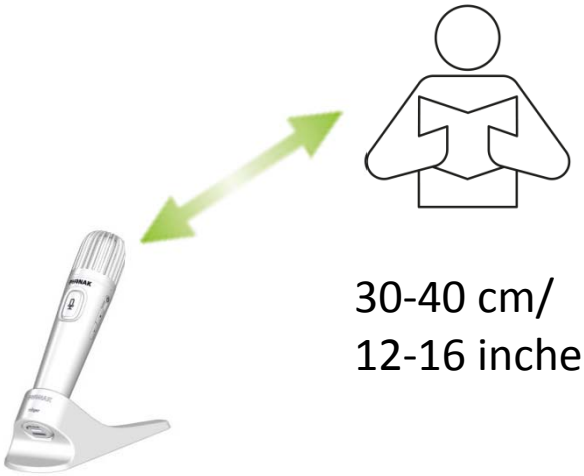

30-40 cm/
12-16 inches

3)



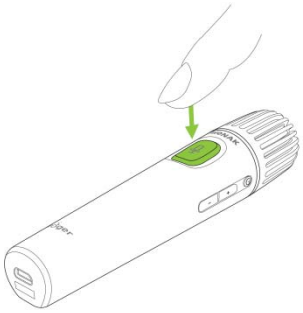

< 2s

6

Microphone volume and SoundField
Mikrofonlautstärke und SoundField
Volume microphone et SoundField
Volumen micrófono y SoundField



Button to adjust temporarily microphone volume out of SoundField
Taste, um vorübergehend Mikrofonlautstärke aus Soundfield einzustellen
Bouton pour adjuster temporairement le volume du microphone dans le Soundfield
Tecla para ajustar temporalmente el volumen del micrófono en el SoundField

Indicator light (LED)
Leuchtanzeige (LED)
Témoin lumineux (LED)
Indicador luminoso (LED)



LED

3x — On/off

1s 1s 1s — Charging/ Aufladen/ Charge/ Cargar

Fully charged/ Voll aufgeladen/ complètement chargé/ Completamente cargado

---

Voice broadcast/ Stimme Übertragung/ transmission de la voix/ transmisión de voz

1s 1s 1s — Mute / Stumm / Mode sourdine / Modo silencio

Mic stand-by (PTT mode) / Mik Stand-By (PTT-Mode) / Mic en attente (PTT mode)/ Mic stand-by (PTT moda)

2s 2s 2s — Primary not available/ Primary nicht verfügbar/ Primary indisponible/ Primaro no disponible

---

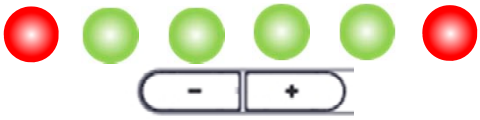

LED

Indicator light (LED)
Leuchtanzeige (LED)
Témoin lumineux (LED)
Indicador luminoso (LED)

3x

On/ Off

Charging/ Aufladen/ Charge/ Cargar

Fully charged/ Voll aufgeladen/ complètement chargé/Completamente cargado

Switched on/ Eingschaltet/ Allumé/ Encendido



Recharge device / Gerät aufladen/ Recharger appareil/ Cargar dispositivo

Operating range
Betriebsreichweite
Plage de fonctionnement
Alcance en funcionamiento

Roger Touchscreen Mic

20 m /
65 feet

Roger Pass-around

Out of range! If distance greater than 20 meters / 65 feet
Ausser Reichweite! Wenn der Abstand größer als 20 Meter ist
Hors de portée! Si distance supérieure à 20 mètres
¡Fuera de alcance! Si la distancia es mayor que 20 metros

Reset
Zurücksetzen
Réinitialiser
Reiniciar



Only Roger transmitters running on software version 4.x are compatible with Roger Pass-around
Mit Roger Pass-around sind nur Roger Sender kompatibel, die über die Version 4.x verfügen
Seuls les transmitters Roger ayant la version 4.x ou plus élevée sont compatibles avec Roger Pass-around
Sólo emisores Roger que utilizan la versión de software 4.x y la siguientes son compatibles con Roger Pass-around

---

Operating conditions
Betriebsbedingungen
Conditions de fonctionnement
Condiciones de funcionamiento

0° to +45° Celsius (32° to +113° Fahrenheit)

<95% relative humidity / relative Luftfeuchtigkeit / humidité relative / humedad relativa

>8 h

More/ Mehr/ Plus/ Más : www.phonak.com

Waste Electrical and Electronic Equipment Directive
Elektro- und Elektronikgeräte-Abfall Richtlinie
Directive déchets d'équipements électriques et électroniques
Instrucciones de Residuos de Aparatos Eléctricos y Electrónicos

CE marking
CE-Kennzeichnung
Marquage CE
Marca CE

Class II

Indoor use

Important to read
Wichtig zu lesen
Important de lire
Importante de lira

ACMA – AUS/NZ

Phonak Communications AG
Laenggasse 17
CH-3280 Murten
Switzerland

029-3214/V1.00/2016-04// ®Phonak Communications AG All rights reserved

www.phonak.com