APPENDIX B: SAR DISTRIBUTION PLOTS FOR HEAD CONFIGURATION

This report shall NOT be reproduced except in full without the written consent of RIM Testing Services
Copyright 2005-2010, RIM Testing Services, a division of Research In Motion Limited

Date/Time: 6/22/2010 7:07:26 PM

Test Laboratory: RIM Testing Services

RightHandSide_EDGE850_low_chan_amb_temp_22.9_liq_temp_22.1C

DUT: BlackBerry Smartphone; Type: Sample ; Serial: 226DCEFC

Communication System: EDGE 850 (2slots); Frequency: 824.2 MHz;Duty Cycle: 1:4.2
Medium parameters used: f = 825 MHz; σ = 0.842 mho/m; ε_r = 41.8; ρ = 1000 kg/m^3
Phantom section: Right Section

DASY4 Configuration:

- Probe: ES3DV3 - SN3225; ConvF(6.12, 6.12, 6.12); Calibrated: 12/11/2009
- Sensor-Surface: 4mm (Mechanical Surface Detection)
- Electronics: DAE3 Sn473; Calibrated: 1/4/2010
- Phantom: SAM 1; Type: SAM 4.0; Serial: 1076
- Measurement SW: DASY4, V4.7 Build 80; Postprocessing SW: SEMCAD, V1.8 Build 186

Touch position -/Area Scan (61x81x1): Measurement grid: dx=15mm, dy=15mm
Maximum value of SAR (interpolated) = 1.03 mW/g

Touch position -/Zoom Scan (5x5x7) (5x5x7)/Cube 0: Measurement grid: dx=7.5mm, dy=7.5mm, dz=5mm
Reference Value = 9.79 V/m; Power Drift = 0.034 dB
Peak SAR (extrapolated) = 1.22 W/kg
SAR(1 g) = 0.938 mW/g; SAR(10 g) = 0.669 mW/g

Maximum value of SAR (measured) = 0.969 mW/g

This report shall NOT be reproduced except in full without the written consent of RIM Testing Services
Copyright 2005-2010, RIM Testing Services, a division of Research In Motion Limited

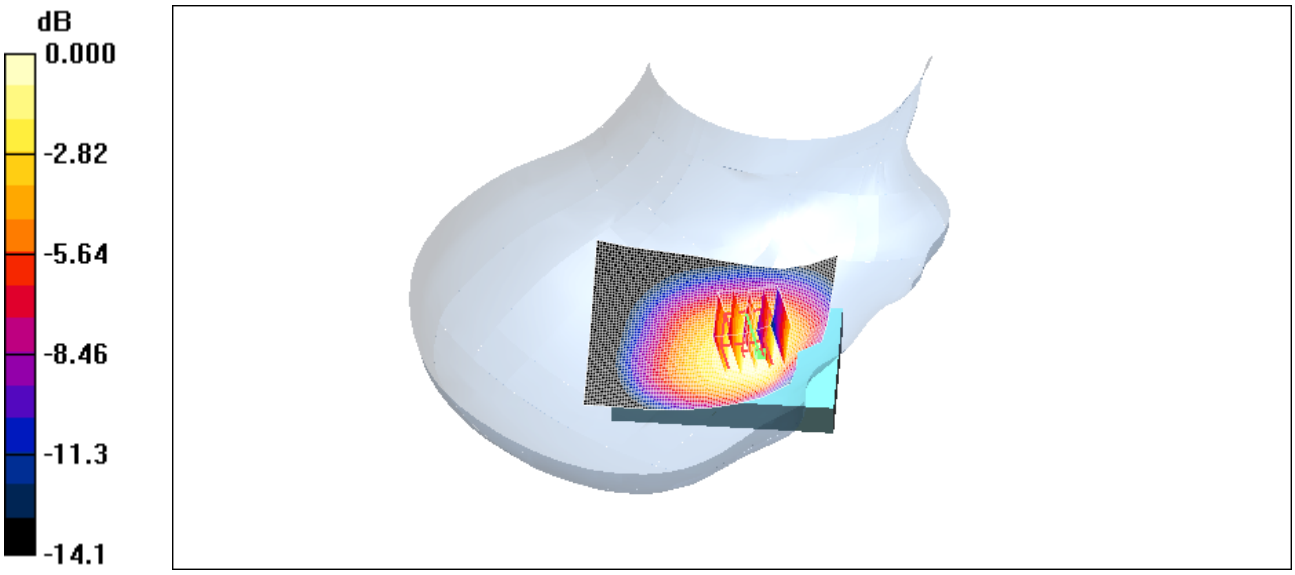

0 dB = 0.969mW/g

This report shall NOT be reproduced except in full without the written consent of RIM Testing Services
Copyright 2005-2010, RIM Testing Services, a division of Research In Motion Limited

Date/Time: 6/22/2010 6:07:28 PM

Test Laboratory: RIM Testing Services

RightHandSide_EDGE850_mid_chan_amb_temp_23.3_liq_temp_22.5C

DUT: BlackBerry Smartphone; Type: Sample ; Serial: 226DCEFC

Communication System: EDGE 850 (2slots); Frequency: 836.8 MHz;Duty Cycle: 1:4.2
Medium parameters used (interpolated): f = 836.8 MHz; σ = 0.861 mho/m; ε_r = 40.9; ρ = 1000 kg/m^3
Phantom section: Right Section

DASY4 Configuration:

- Probe: ES3DV3 - SN3225; ConvF(6.12, 6.12, 6.12); Calibrated: 12/11/2009
- Sensor-Surface: 4mm (Mechanical Surface Detection)
- Electronics: DAE3 Sn473; Calibrated: 1/4/2010
- Phantom: SAM 1; Type: SAM 4.0; Serial: 1076
- Measurement SW: DASY4, V4.7 Build 80; Postprocessing SW: SEMCAD, V1.8 Build 186

Touch position -/Area Scan (61x81x1): Measurement grid: dx=15mm, dy=15mm

Info: Interpolated medium parameters used for SAR evaluation.
Maximum value of SAR (interpolated) = 1.11 mW/g

Touch position -/Zoom Scan (5x5x7) (5x5x7)/Cube 0: Measurement grid: dx=7.5mm, dy=7.5mm, dz=5mm
Reference Value = 10.6 V/m; Power Drift = 0.025 dB
Peak SAR (extrapolated) = 1.29 W/kg
SAR(1 g) = 1.01 mW/g; SAR(10 g) = 0.724 mW/g

Info: Interpolated medium parameters used for SAR evaluation.

Maximum value of SAR (measured) = 1.06 mW/g

This report shall NOT be reproduced except in full without the written consent of RIM Testing Services
Copyright 2005-2010, RIM Testing Services, a division of Research In Motion Limited



0 dB = 1.06mW/g

This report shall NOT be reproduced except in full without the written consent of RIM Testing Services
Copyright 2005-2010, RIM Testing Services, a division of Research In Motion Limited

Date/Time: 6/22/2010 7:38:04 PM

Test Laboratory: RIM Testing Services

RightHandSide_EDGE850_high_chan_amb_temp_22.8_liq_temp_22.0C

DUT: BlackBerry Smartphone; Type: Sample ; Serial: 226DCEFC

Communication System: EDGE 850 (2slots); Frequency: 848.8 MHz;Duty Cycle: 1:4.2
Medium parameters used (interpolated): f = 848.8 MHz; σ = 0.886 mho/m; ε_r = 40; ρ = 1000 kg/m^3
Phantom section: Right Section

DASY4 Configuration:

- Probe: ES3DV3 - SN3225; ConvF(6.12, 6.12, 6.12); Calibrated: 12/11/2009
- Sensor-Surface: 4mm (Mechanical Surface Detection)
- Electronics: DAE3 Sn473; Calibrated: 1/4/2010
- Phantom: SAM 1; Type: SAM 4.0; Serial: 1076
- Measurement SW: DASY4, V4.7 Build 80; Postprocessing SW: SEMCAD, V1.8 Build 186

Touch position -/Area Scan (61x81x1): Measurement grid: dx=15mm, dy=15mm

Info: Interpolated medium parameters used for SAR evaluation.
Maximum value of SAR (interpolated) = 1.29 mW/g

Touch position -/Zoom Scan (5x5x7) (5x5x7)/Cube 0: Measurement grid: dx=7.5mm, dy=7.5mm, dz=5mm
Reference Value = 11.2 V/m; Power Drift = 0.066 dB
Peak SAR (extrapolated) = 1.54 W/kg
SAR(1 g) = 1.19 mW/g; SAR(10 g) = 0.846 mW/g

Info: Interpolated medium parameters used for SAR evaluation.

Maximum value of SAR (measured) = 1.23 mW/g

This report shall NOT be reproduced except in full without the written consent of RIM Testing Services
Copyright 2005-2010, RIM Testing Services, a division of Research In Motion Limited

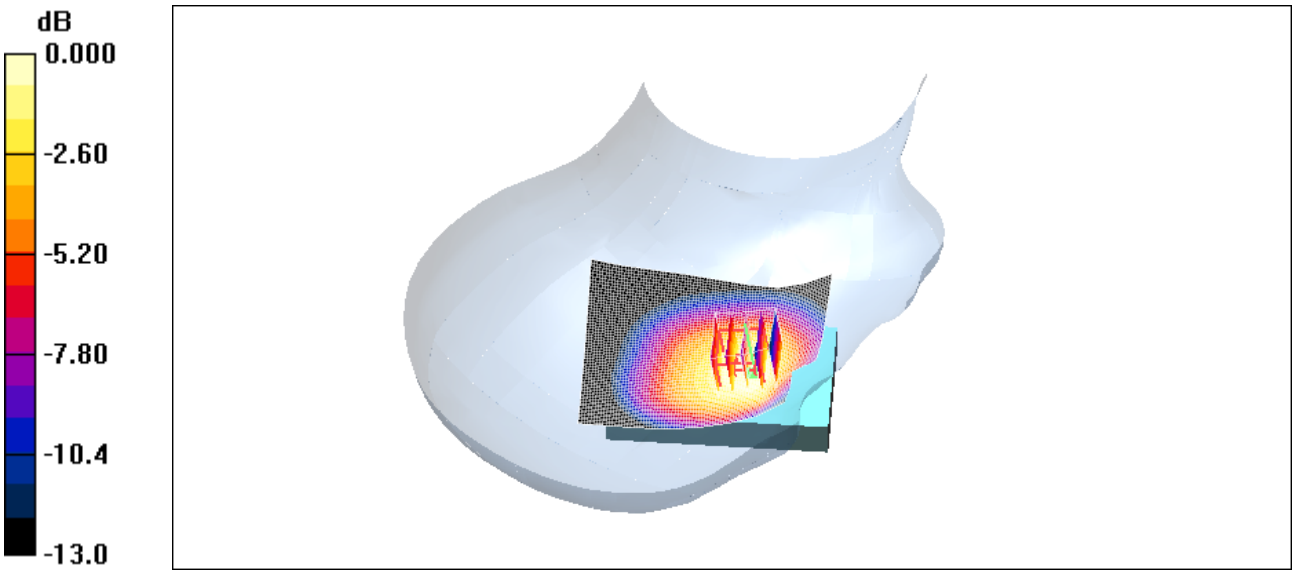

0 dB = 1.23mW/g

This report shall NOT be reproduced except in full without the written consent of RIM Testing Services
Copyright 2005-2010, RIM Testing Services, a division of Research In Motion Limited

Date/Time: 6/22/2010 7:55:08 PM

Test Laboratory: RIM Testing Services

RightHandSide_Tilt_EDGE850_high_chan_amb_temp_23.0_liq_temp_22.2C

DUT: BlackBerry Smartphone; Type: Sample ; Serial: 226DCEFC

Communication System: EDGE 850 (2slots); Frequency: 848.8 MHz;Duty Cycle: 1:4.2
Medium parameters used (interpolated): f = 848.8 MHz; σ = 0.886 mho/m; ε_r = 40; ρ = 1000 kg/m^3
Phantom section: Right Section

DASY4 Configuration:

- Probe: ES3DV3 - SN3225; ConvF(6.12, 6.12, 6.12); Calibrated: 12/11/2009
- Sensor-Surface: 4mm (Mechanical Surface Detection)
- Electronics: DAE3 Sn473; Calibrated: 1/4/2010
- Phantom: SAM 1; Type: SAM 4.0; Serial: 1076
- Measurement SW: DASY4, V4.7 Build 80; Postprocessing SW: SEMCAD, V1.8 Build 186

Touch position -/Area Scan (61x81x1): Measurement grid: dx=15mm, dy=15mm

Info: Interpolated medium parameters used for SAR evaluation.
Maximum value of SAR (interpolated) = 0.758 mW/g

Touch position -/Zoom Scan (5x5x7) (5x5x7)/Cube 0: Measurement grid: dx=7.5mm, dy=7.5mm, dz=5mm
Reference Value = 18.2 V/m; Power Drift = 0.054 dB
Peak SAR (extrapolated) = 0.878 W/kg
SAR(1 g) = 0.714 mW/g; SAR(10 g) = 0.541 mW/g

Info: Interpolated medium parameters used for SAR evaluation.
Maximum value of SAR (measured) = 0.744 mW/g

This report shall NOT be reproduced except in full without the written consent of RIM Testing Services
Copyright 2005-2010, RIM Testing Services, a division of Research In Motion Limited

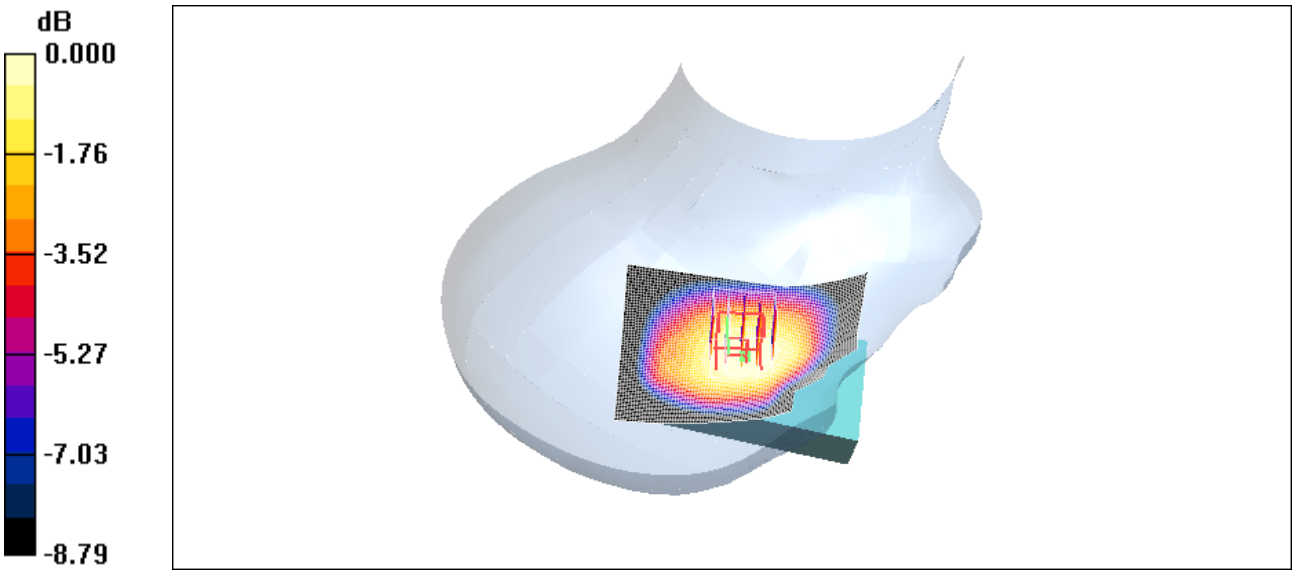

0 dB = 0.744mW/g

This report shall NOT be reproduced except in full without the written consent of RIM Testing Services
Copyright 2005-2010, RIM Testing Services, a division of Research In Motion Limited

Date/Time: 6/22/2010 9:28:45 PM

Test Laboratory: RIM Testing Services

RightHandSide_GSM850_high_chan_amb_temp_22.9_liq_temp_22.1C

DUT: BlackBerry Smartphone; Type: Sample ; Serial: 226DCEFC

Communication System: GSM 850; Frequency: 848.8 MHz;Duty Cycle: 1:8.3
Medium parameters used (interpolated): f = 848.8 MHz; σ = 0.886 mho/m; ε_r = 40; ρ = 1000 kg/m^3
Phantom section: Right Section

DASY4 Configuration:

- Probe: ES3DV3 - SN3225; ConvF(6.12, 6.12, 6.12); Calibrated: 12/11/2009
- Sensor-Surface: 4mm (Mechanical Surface Detection)
- Electronics: DAE3 Sn473; Calibrated: 1/4/2010
- Phantom: SAM 1; Type: SAM 4.0; Serial: 1076
- Measurement SW: DASY4, V4.7 Build 80; Postprocessing SW: SEMCAD, V1.8 Build 186

Touch position -/Area Scan (61x81x1): Measurement grid: dx=15mm, dy=15mm

Info: Interpolated medium parameters used for SAR evaluation.
Maximum value of SAR (interpolated) = 1.04 mW/g

Touch position -/Zoom Scan (5x5x7) (5x5x7)/Cube 0: Measurement grid: dx=7.5mm, dy=7.5mm, dz=5mm
Reference Value = 9.67 V/m; Power Drift = 0.077 dB
Peak SAR (extrapolated) = 1.24 W/kg
SAR(1 g) = 0.954 mW/g; SAR(10 g) = 0.680 mW/g

Info: Interpolated medium parameters used for SAR evaluation.

Maximum value of SAR (measured) = 0.996 mW/g

This report shall NOT be reproduced except in full without the written consent of RIM Testing Services
Copyright 2005-2010, RIM Testing Services, a division of Research In Motion Limited

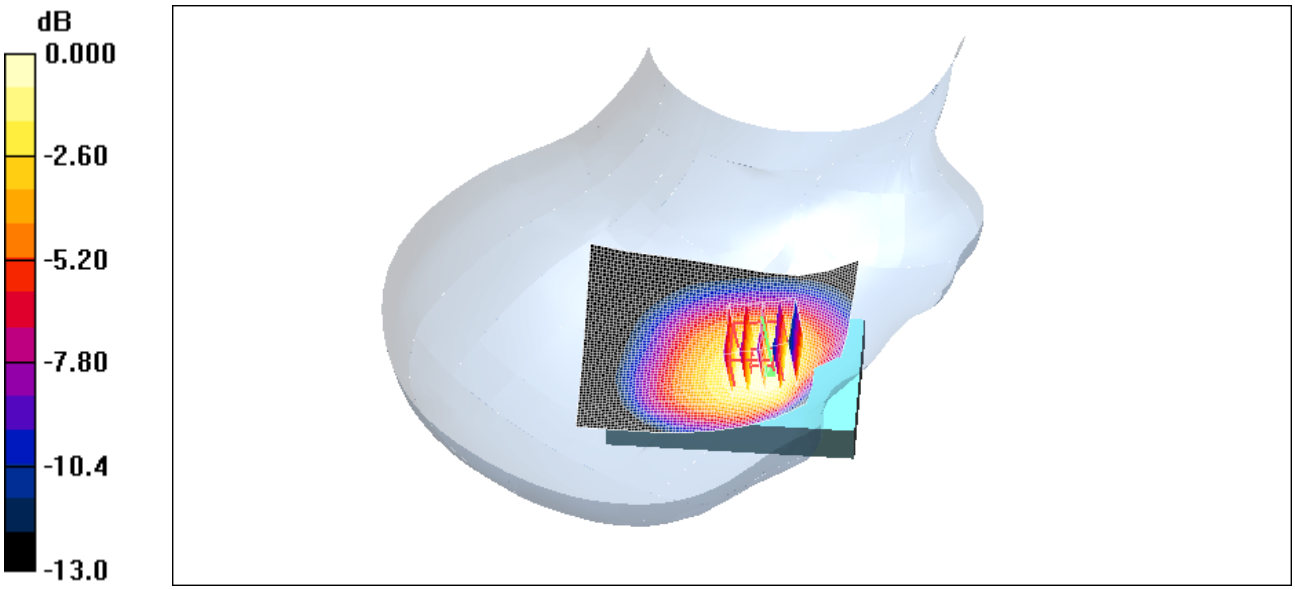

0 dB = 0.996mW/g

This report shall NOT be reproduced except in full without the written consent of RIM Testing Services
Copyright 2005-2010, RIM Testing Services, a division of Research In Motion Limited

Date/Time: 6/22/2010 8:33:09 PM

Test Laboratory: RIM Testing Services

LeftHandSide_EDGE850_low_chan_amb_temp_23.1_liq_temp_22.3C

DUT: BlackBerry Smartphone; Type: Sample ; Serial: 226DCEFC

Communication System: EDGE 850 (2slots); Frequency: 824.2 MHz;Duty Cycle: 1:4.2
Medium parameters used: f = 825 MHz; σ = 0.842 mho/m; ε_r = 41.8; ρ = 1000 kg/m^3
Phantom section: Left Section

DASY4 Configuration:

- Probe: ES3DV3 - SN3225; ConvF(6.12, 6.12, 6.12); Calibrated: 12/11/2009
- Sensor-Surface: 4mm (Mechanical Surface Detection)
- Electronics: DAE3 Sn473; Calibrated: 1/4/2010
- Phantom: SAM 1; Type: SAM 4.0; Serial: 1076
- Measurement SW: DASY4, V4.7 Build 80; Postprocessing SW: SEMCAD, V1.8 Build 186

Touch position -/Area Scan (61x81x1): Measurement grid: dx=15mm, dy=15mm
Maximum value of SAR (interpolated) = 0.905 mW/g

Touch position -/Zoom Scan (5x5x7) (5x5x7)/Cube 0: Measurement grid: dx=7.5mm, dy=7.5mm, dz=5mm
Reference Value = 8.00 V/m; Power Drift = -0.188 dB
Peak SAR (extrapolated) = 1.16 W/kg
SAR(1 g) = 0.850 mW/g; SAR(10 g) = 0.603 mW/g
Maximum value of SAR (measured) = 0.902 mW/g

This report shall NOT be reproduced except in full without the written consent of RIM Testing Services
Copyright 2005-2010, RIM Testing Services, a division of Research In Motion Limited

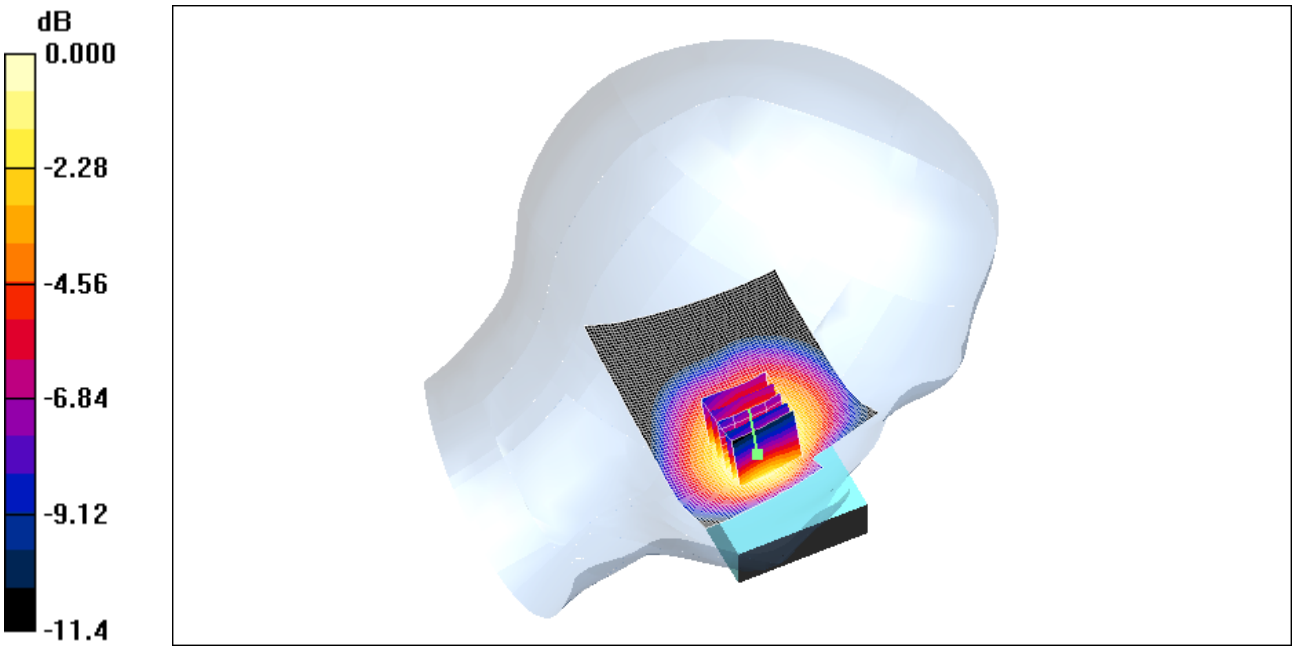

0 dB = 0.902mW/g

This report shall NOT be reproduced except in full without the written consent of RIM Testing Services
Copyright 2005-2010, RIM Testing Services, a division of Research In Motion Limited

Date/Time: 6/22/2010 8:14:09 PM

Test Laboratory: RIM Testing Services

LeftHandSide_EDGE850_mid_chan_amb_temp_22.9_liq_temp_22.1C

DUT: BlackBerry Smartphone; Type: Sample ; Serial: 226DCEFC

Communication System: EDGE 850 (2slots); Frequency: 836.8 MHz;Duty Cycle: 1:4.2
Medium parameters used (interpolated): f = 836.8 MHz; σ = 0.861 mho/m; ε_r = 40.9; ρ = 1000 kg/m^3
Phantom section: Left Section

DASY4 Configuration:

- Probe: ES3DV3 - SN3225; ConvF(6.12, 6.12, 6.12); Calibrated: 12/11/2009
- Sensor-Surface: 4mm (Mechanical Surface Detection)
- Electronics: DAE3 Sn473; Calibrated: 1/4/2010
- Phantom: SAM 1; Type: SAM 4.0; Serial: 1076
- Measurement SW: DASY4, V4.7 Build 80; Postprocessing SW: SEMCAD, V1.8 Build 186

Touch position -/Area Scan (61x81x1): Measurement grid: dx=15mm, dy=15mm

Info: Interpolated medium parameters used for SAR evaluation.
Maximum value of SAR (interpolated) = 1.01 mW/g

Touch position -/Zoom Scan (5x5x7) (5x5x7)/Cube 0: Measurement grid: dx=7.5mm, dy=7.5mm, dz=5mm
Reference Value = 8.99 V/m; Power Drift = 0.067 dB
Peak SAR (extrapolated) = 1.34 W/kg
SAR(1 g) = 0.958 mW/g; SAR(10 g) = 0.669 mW/g

Info: Interpolated medium parameters used for SAR evaluation.

Maximum value of SAR (measured) = 1.03 mW/g

This report shall NOT be reproduced except in full without the written consent of RIM Testing Services
Copyright 2005-2010, RIM Testing Services, a division of Research In Motion Limited

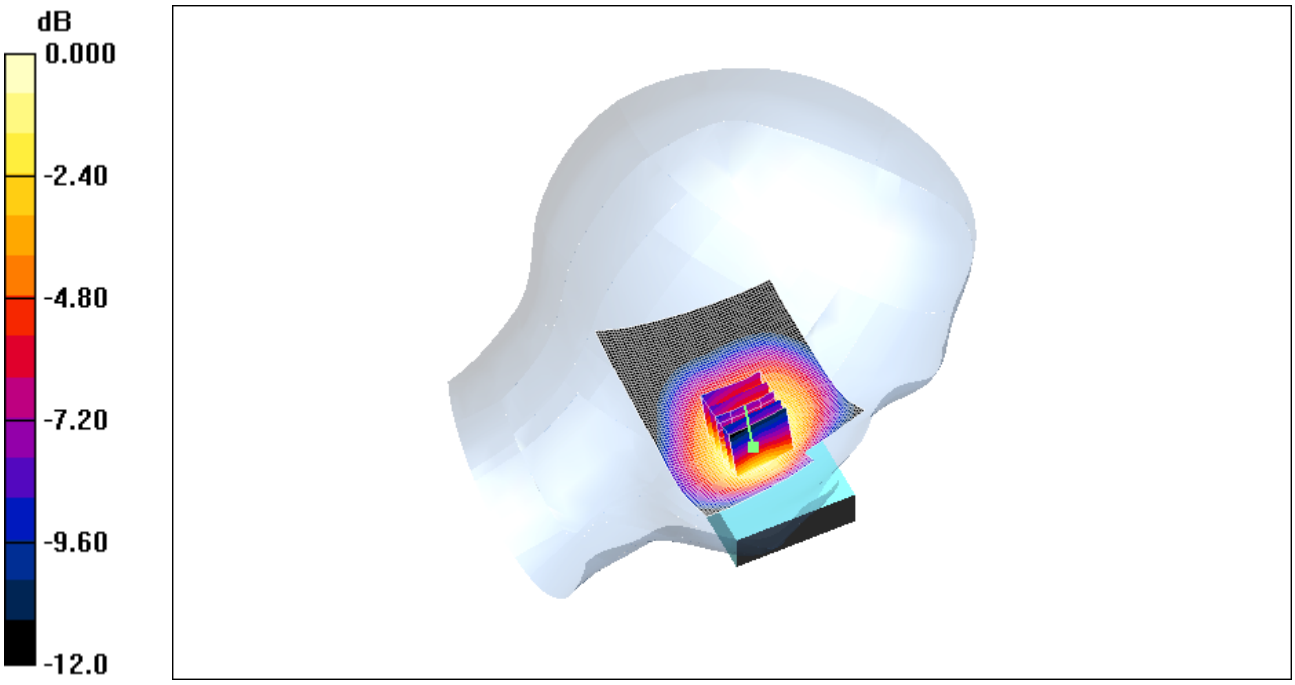

0 dB = 1.03mW/g

This report shall NOT be reproduced except in full without the written consent of RIM Testing Services
Copyright 2005-2010, RIM Testing Services, a division of Research In Motion Limited

Date/Time: 6/22/2010 8:50:09 PM

Test Laboratory: RIM Testing Services

LeftHandSide_EDGE850_high_chan_amb_temp_23.0_liq_temp_22.2C

DUT: BlackBerry Smartphone; Type: Sample ; Serial: 226DCEFC

Communication System: EDGE 850 (2slots); Frequency: 848.8 MHz;Duty Cycle: 1:4.2
Medium parameters used (interpolated): f = 848.8 MHz; σ = 0.886 mho/m; ε_r = 40; ρ = 1000 kg/m^3
Phantom section: Left Section

DASY4 Configuration:

- Probe: ES3DV3 - SN3225; ConvF(6.12, 6.12, 6.12); Calibrated: 12/11/2009
- Sensor-Surface: 4mm (Mechanical Surface Detection)
- Electronics: DAE3 Sn473; Calibrated: 1/4/2010
- Phantom: SAM 1; Type: SAM 4.0; Serial: 1076
- Measurement SW: DASY4, V4.7 Build 80; Postprocessing SW: SEMCAD, V1.8 Build 186

Touch position -/Area Scan (61x81x1): Measurement grid: dx=15mm, dy=15mm

Info: Interpolated medium parameters used for SAR evaluation.
Maximum value of SAR (interpolated) = 1.13 mW/g

Touch position -/Zoom Scan (5x5x7) (5x5x7)/Cube 0: Measurement grid: dx=7.5mm, dy=7.5mm, dz=5mm
Reference Value = 8.74 V/m; Power Drift = -0.051 dB
Peak SAR (extrapolated) = 1.44 W/kg
SAR(1 g) = 1.05 mW/g; SAR(10 g) = 0.745 mW/g

Info: Interpolated medium parameters used for SAR evaluation.

Maximum value of SAR (measured) = 1.11 mW/g

This report shall NOT be reproduced except in full without the written consent of RIM Testing Services
Copyright 2005-2010, RIM Testing Services, a division of Research In Motion Limited

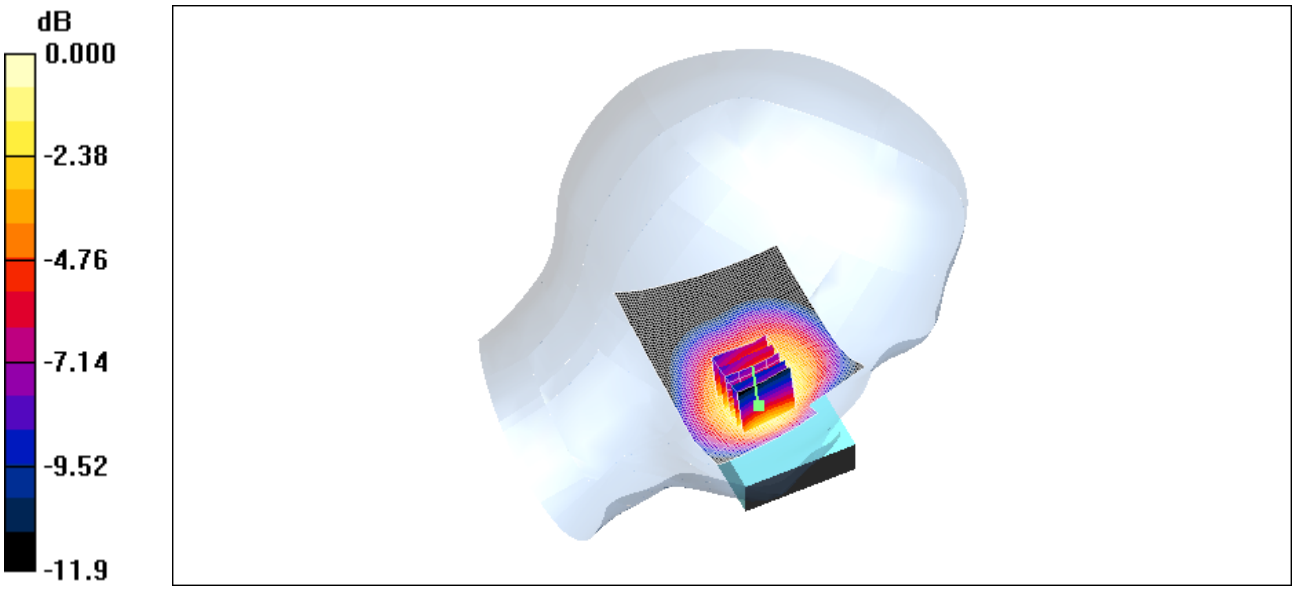

0 dB = 1.11mW/g

This report shall NOT be reproduced except in full without the written consent of RIM Testing Services
Copyright 2005-2010, RIM Testing Services, a division of Research In Motion Limited

Date/Time: 6/22/2010 9:07:44 PM

Test Laboratory: RIM Testing Services

LeftHandSide_Tilt_EDGE850_high_chan_amb_temp_23.2_liq_temp_22.4C

DUT: BlackBerry Smartphone; Type: Sample ; Serial: 226DCEFC

Communication System: EDGE 850 (2slots); Frequency: 848.8 MHz;Duty Cycle: 1:4.2
Medium parameters used (interpolated): f = 848.8 MHz; σ = 0.886 mho/m; ε_r = 40; ρ = 1000 kg/m^3
Phantom section: Left Section

DASY4 Configuration:

- Probe: ES3DV3 - SN3225; ConvF(6.12, 6.12, 6.12); Calibrated: 12/11/2009
- Sensor-Surface: 4mm (Mechanical Surface Detection)
- Electronics: DAE3 Sn473; Calibrated: 1/4/2010
- Phantom: SAM 1; Type: SAM 4.0; Serial: 1076
- Measurement SW: DASY4, V4.7 Build 80; Postprocessing SW: SEMCAD, V1.8 Build 186

Touch position -/Area Scan (61x81x1): Measurement grid: dx=15mm, dy=15mm

Info: Interpolated medium parameters used for SAR evaluation.
Maximum value of SAR (interpolated) = 0.710 mW/g

Touch position -/Zoom Scan (5x5x7) (5x5x7)/Cube 0: Measurement grid: dx=7.5mm, dy=7.5mm, dz=5mm
Reference Value = 15.8 V/m; Power Drift = -0.056 dB
Peak SAR (extrapolated) = 0.821 W/kg
SAR(1 g) = 0.663 mW/g; SAR(10 g) = 0.504 mW/g

Info: Interpolated medium parameters used for SAR evaluation.
Maximum value of SAR (measured) = 0.691 mW/g

This report shall NOT be reproduced except in full without the written consent of RIM Testing Services
Copyright 2005-2010, RIM Testing Services, a division of Research In Motion Limited

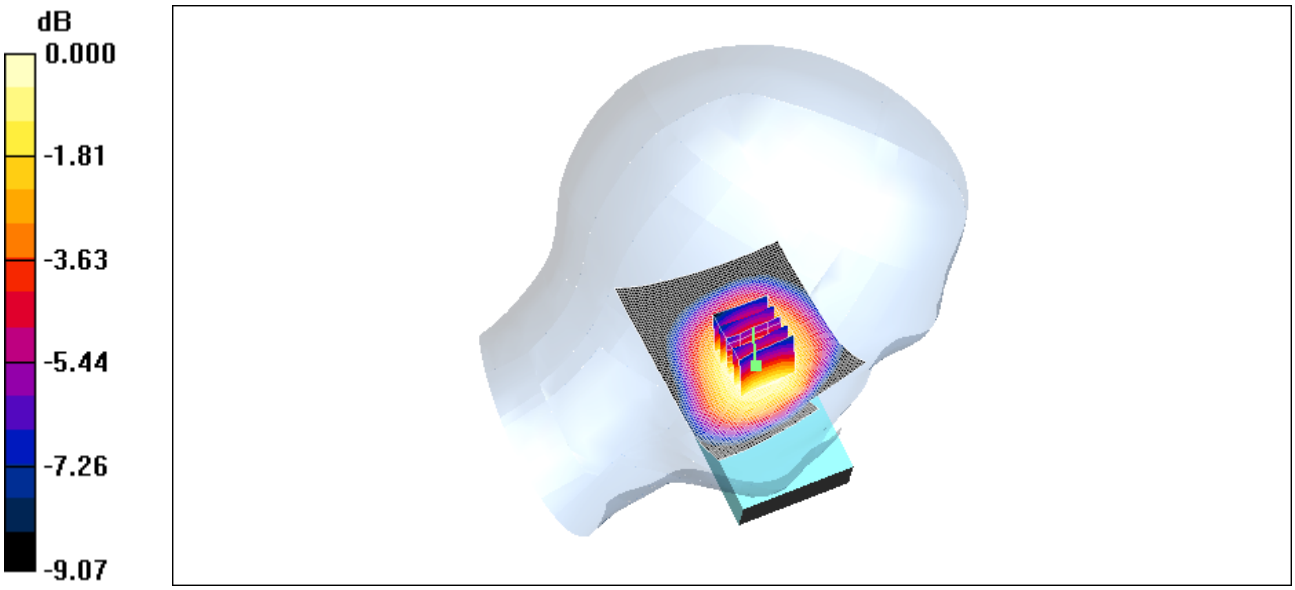

0 dB = 0.691mW/g

This report shall NOT be reproduced except in full without the written consent of RIM Testing Services
Copyright 2005-2010, RIM Testing Services, a division of Research In Motion Limited

Date/Time: 6/22/2010 10:02:27 PM

Test Laboratory: RIM Testing Services

RightHandSide_UMTS_band_V_low_chan_amb_temp_23.0_liq_temp_22.2C

DUT: BlackBerry Smartphone; Type: Sample ; Serial: 226DCEFC

Communication System: WCDMA FDD V; Frequency: 826.4 MHz;Duty Cycle: 1:1
Medium parameters used (interpolated): f = 826.4 MHz; σ = 0.844 mho/m; ε_r = 41.7; ρ = 1000 kg/m^3
Phantom section: Right Section

DASY4 Configuration:

- Probe: ES3DV3 - SN3225; ConvF(6.12, 6.12, 6.12); Calibrated: 12/11/2009
- Sensor-Surface: 4mm (Mechanical Surface Detection)
- Electronics: DAE3 Sn473; Calibrated: 1/4/2010
- Phantom: SAM 1; Type: SAM 4.0; Serial: 1076
- Measurement SW: DASY4, V4.7 Build 80; Postprocessing SW: SEMCAD, V1.8 Build 186

Touch position -/Area Scan (61x81x1): Measurement grid: dx=15mm, dy=15mm

Info: Interpolated medium parameters used for SAR evaluation.
Maximum value of SAR (interpolated) = 1.02 mW/g

Touch position -/Zoom Scan (5x5x7) (5x5x7)/Cube 0: Measurement grid: dx=7.5mm, dy=7.5mm, dz=5mm
Reference Value = 10.0 V/m; Power Drift = 0.092 dB
Peak SAR (extrapolated) = 1.19 W/kg
SAR(1 g) = 0.931 mW/g; SAR(10 g) = 0.673 mW/g

Info: Interpolated medium parameters used for SAR evaluation.

Maximum value of SAR (measured) = 0.973 mW/g

This report shall NOT be reproduced except in full without the written consent of RIM Testing Services
Copyright 2005-2010, RIM Testing Services, a division of Research In Motion Limited



0 dB = 0.973mW/g

This report shall NOT be reproduced except in full without the written consent of RIM Testing Services
Copyright 2005-2010, RIM Testing Services, a division of Research In Motion Limited

Date/Time: 6/22/2010 9:48:05 PM

Test Laboratory: RIM Testing Services

RightHandSide_UMTS_band_V_mid_chan_amb_temp_22.9_liq_temp_22.1C

DUT: BlackBerry Smartphone; Type: Sample ; Serial: 226DCEFC

Communication System: WCDMA FDD V; Frequency: 836.4 MHz;Duty Cycle: 1:1
Medium parameters used (interpolated): f = 836.4 MHz; σ = 0.86 mho/m; ε_r = 40.9; ρ = 1000 kg/m^3
Phantom section: Right Section

DASY4 Configuration:

- Probe: ES3DV3 - SN3225; ConvF(6.12, 6.12, 6.12); Calibrated: 12/11/2009
- Sensor-Surface: 4mm (Mechanical Surface Detection)
- Electronics: DAE3 Sn473; Calibrated: 1/4/2010
- Phantom: SAM 1; Type: SAM 4.0; Serial: 1076
- Measurement SW: DASY4, V4.7 Build 80; Postprocessing SW: SEMCAD, V1.8 Build 186

Touch position -/Area Scan (61x81x1): Measurement grid: dx=15mm, dy=15mm

Info: Interpolated medium parameters used for SAR evaluation.
Maximum value of SAR (interpolated) = 1.28 mW/g

Touch position -/Zoom Scan (5x5x7) (5x5x7)/Cube 0: Measurement grid: dx=7.5mm, dy=7.5mm, dz=5mm
Reference Value = 11.3 V/m; Power Drift = -0.069 dB
Peak SAR (extrapolated) = 1.47 W/kg
SAR(1 g) = 1.15 mW/g; SAR(10 g) = 0.830 mW/g

Info: Interpolated medium parameters used for SAR evaluation.

Maximum value of SAR (measured) = 1.20 mW/g

This report shall NOT be reproduced except in full without the written consent of RIM Testing Services
Copyright 2005-2010, RIM Testing Services, a division of Research In Motion Limited

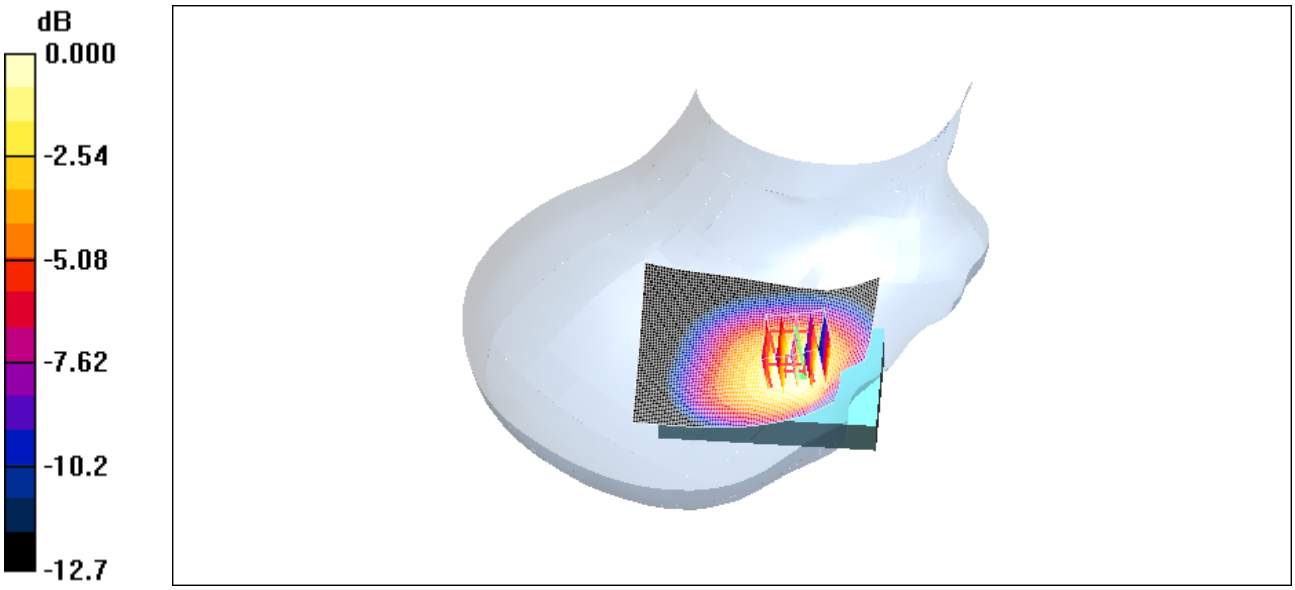

0 dB = 1.20mW/g

This report shall NOT be reproduced except in full without the written consent of RIM Testing Services
Copyright 2005-2010, RIM Testing Services, a division of Research In Motion Limited

Date/Time: 6/22/2010 10:17:00 PM

Test Laboratory: RIM Testing Services

RightHandSide_UMTS_band_V_high_chan_amb_temp_23.2_liq_temp_22.4C

DUT: BlackBerry Smartphone; Type: Sample ; Serial: 226DCEFC

Communication System: WCDMA FDD V; Frequency: 846.6 MHz;Duty Cycle: 1:1
Medium parameters used (interpolated): f = 846.6 MHz; σ = 0.881 mho/m; ε_r = 40.1; ρ = 1000 kg/m^3
Phantom section: Right Section

DASY4 Configuration:

- Probe: ES3DV3 - SN3225; ConvF(6.12, 6.12, 6.12); Calibrated: 12/11/2009
- Sensor-Surface: 4mm (Mechanical Surface Detection)
- Electronics: DAE3 Sn473; Calibrated: 1/4/2010
- Phantom: SAM 1; Type: SAM 4.0; Serial: 1076
- Measurement SW: DASY4, V4.7 Build 80; Postprocessing SW: SEMCAD, V1.8 Build 186

Touch position -/Area Scan (61x81x1): Measurement grid: dx=15mm, dy=15mm

Info: Interpolated medium parameters used for SAR evaluation.
Maximum value of SAR (interpolated) = 1.15 mW/g

Touch position -/Zoom Scan (5x5x7) (5x5x7)/Cube 0: Measurement grid: dx=7.5mm, dy=7.5mm, dz=5mm
Reference Value = 10.6 V/m; Power Drift = 0.082 dB
Peak SAR (extrapolated) = 1.35 W/kg
SAR(1 g) = 1.05 mW/g; SAR(10 g) = 0.752 mW/g

Info: Interpolated medium parameters used for SAR evaluation.

Maximum value of SAR (measured) = 1.09 mW/g

This report shall NOT be reproduced except in full without the written consent of RIM Testing Services
Copyright 2005-2010, RIM Testing Services, a division of Research In Motion Limited

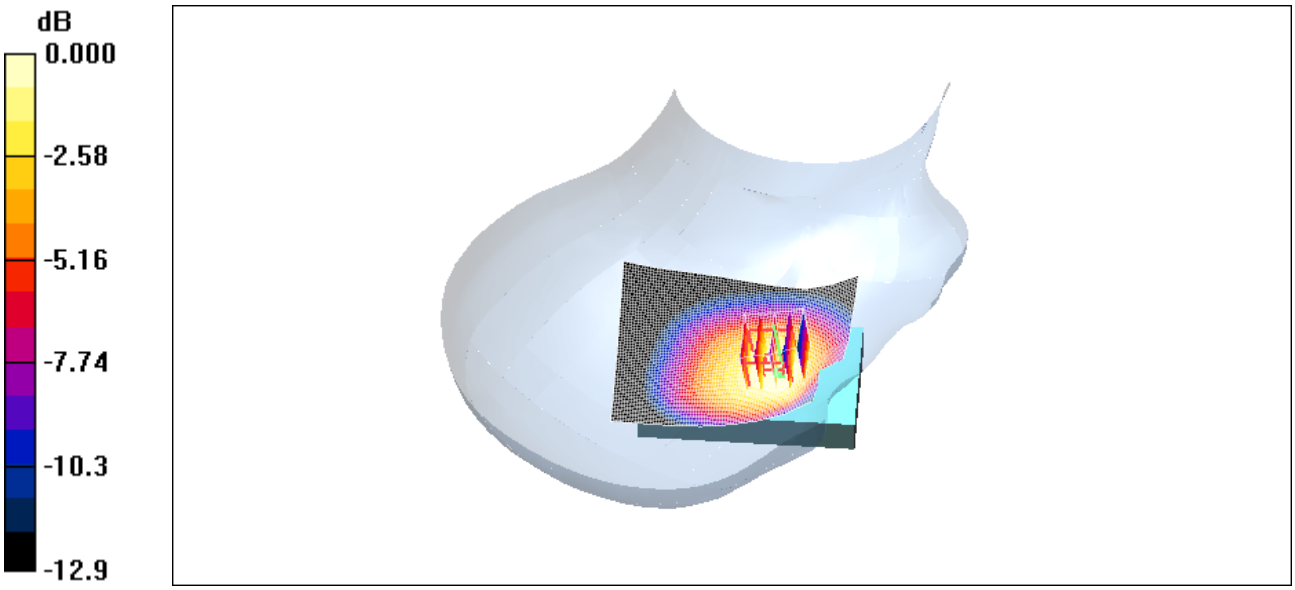

0 dB = 1.09mW/g

This report shall NOT be reproduced except in full without the written consent of RIM Testing Services
Copyright 2005-2010, RIM Testing Services, a division of Research In Motion Limited

Date/Time: 6/22/2010 11:10:17 PM

Test Laboratory: RIM Testing Services

RightHandSide_Tilt_UMTS_band_V_mid_chan_amb_temp_23.3_liq_temp_22.5C

DUT: BlackBerry Smartphone; Type: Sample ; Serial: 226DCEFC

Communication System: WCDMA FDD V; Frequency: 836.4 MHz;Duty Cycle: 1:1
Medium parameters used (interpolated): f = 836.4 MHz; σ = 0.86 mho/m; ε_r = 40.9; ρ = 1000 kg/m^3
Phantom section: Right Section

DASY4 Configuration:

- Probe: ES3DV3 - SN3225; ConvF(6.12, 6.12, 6.12); Calibrated: 12/11/2009
- Sensor-Surface: 4mm (Mechanical Surface Detection)
- Electronics: DAE3 Sn473; Calibrated: 1/4/2010
- Phantom: SAM 1; Type: SAM 4.0; Serial: 1076
- Measurement SW: DASY4, V4.7 Build 80; Postprocessing SW: SEMCAD, V1.8 Build 186

Touch position -/Area Scan (61x81x1): Measurement grid: dx=15mm, dy=15mm

Info: Interpolated medium parameters used for SAR evaluation.
Maximum value of SAR (interpolated) = 0.698 mW/g

Touch position -/Zoom Scan (5x5x7) (5x5x7)/Cube 0: Measurement grid: dx=7.5mm, dy=7.5mm, dz=5mm
Reference Value = 18.2 V/m; Power Drift = -0.038 dB
Peak SAR (extrapolated) = 0.814 W/kg
SAR(1 g) = 0.661 mW/g; SAR(10 g) = 0.503 mW/g

Info: Interpolated medium parameters used for SAR evaluation.
Maximum value of SAR (measured) = 0.689 mW/g

This report shall NOT be reproduced except in full without the written consent of RIM Testing Services
Copyright 2005-2010, RIM Testing Services, a division of Research In Motion Limited

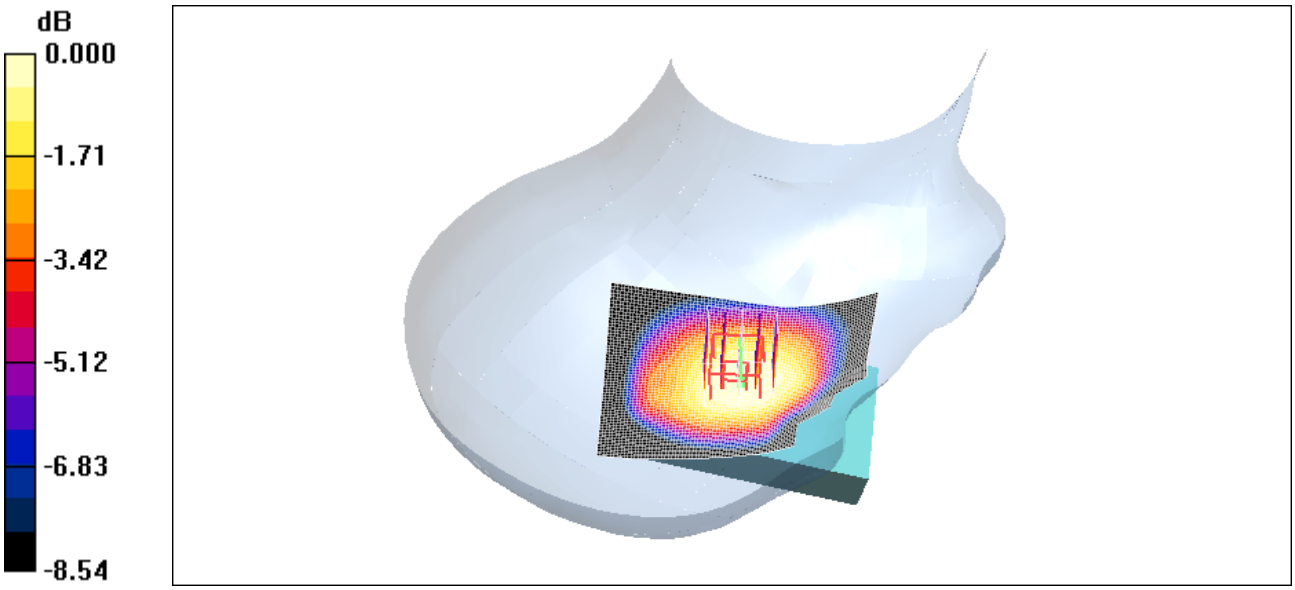

0 dB = 0.689mW/g

This report shall NOT be reproduced except in full without the written consent of RIM Testing Services
Copyright 2005-2010, RIM Testing Services, a division of Research In Motion Limited

Date/Time: 6/22/2010 11:47:26 PM

Test Laboratory: RIM Testing Services

LeftHandSide_UMTS_band_V_low_chan_amb_temp_23.1_liq_temp_22.3C

DUT: BlackBerry Smartphone; Type: Sample ; Serial: 226DCEFC

Communication System: WCDMA FDD V; Frequency: 826.4 MHz;Duty Cycle: 1:1
Medium parameters used (interpolated): f = 826.4 MHz; σ = 0.844 mho/m; ε_r = 41.7; ρ = 1000 kg/m^3
Phantom section: Left Section

DASY4 Configuration:

- Probe: ES3DV3 - SN3225; ConvF(6.12, 6.12, 6.12); Calibrated: 12/11/2009
- Sensor-Surface: 4mm (Mechanical Surface Detection)
- Electronics: DAE3 Sn473; Calibrated: 1/4/2010
- Phantom: SAM 1; Type: SAM 4.0; Serial: 1076
- Measurement SW: DASY4, V4.7 Build 80; Postprocessing SW: SEMCAD, V1.8 Build 186

Touch position -/Area Scan (61x81x1): Measurement grid: dx=15mm, dy=15mm

Info: Interpolated medium parameters used for SAR evaluation.
Maximum value of SAR (interpolated) = 0.916 mW/g

Touch position -/Zoom Scan (5x5x7) (5x5x7)/Cube 0: Measurement grid: dx=7.5mm, dy=7.5mm, dz=5mm
Reference Value = 8.34 V/m; Power Drift = 0.029 dB
Peak SAR (extrapolated) = 1.20 W/kg
SAR(1 g) = 0.857 mW/g; SAR(10 g) = 0.603 mW/g

Info: Interpolated medium parameters used for SAR evaluation.
Maximum value of SAR (measured) = 0.912 mW/g

This report shall NOT be reproduced except in full without the written consent of RIM Testing Services
Copyright 2005-2010, RIM Testing Services, a division of Research In Motion Limited

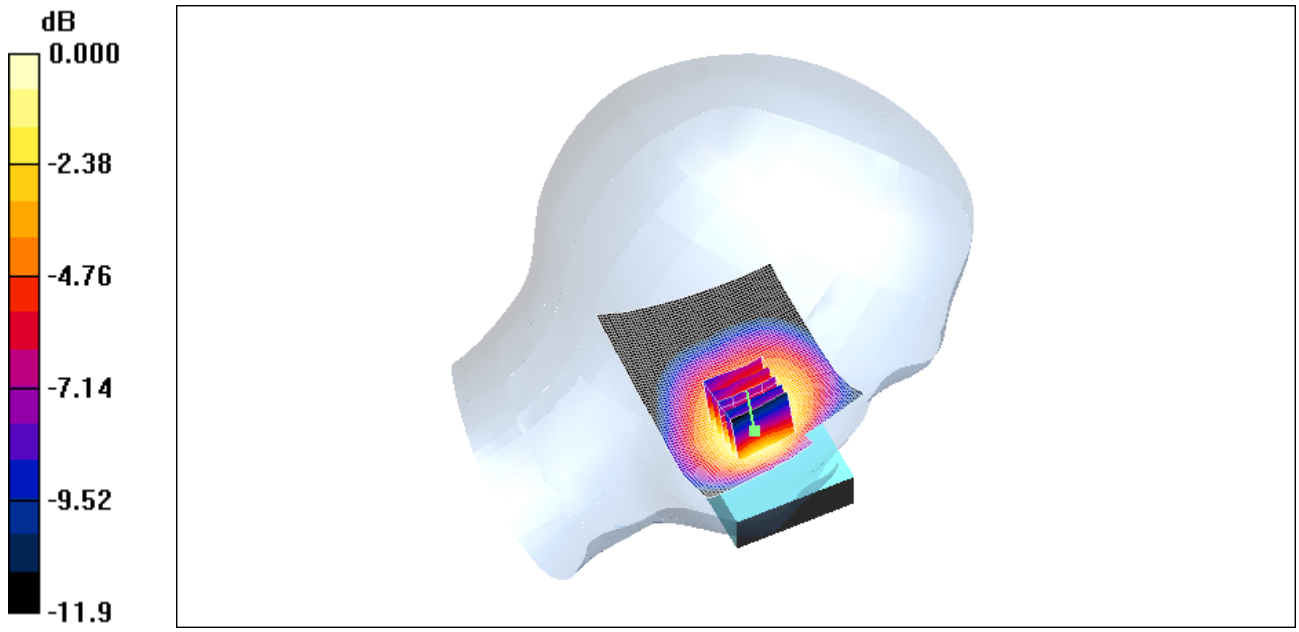

0 dB = 0.912mW/g

This report shall NOT be reproduced except in full without the written consent of RIM Testing Services
Copyright 2005-2010, RIM Testing Services, a division of Research In Motion Limited

Date/Time: 6/22/2010 11:27:31 PM

Test Laboratory: RIM Testing Services

LeftHandSide_UMTS_band_V_mid_chan_amb_temp_23.3_liq_temp_22.5C

DUT: BlackBerry Smartphone; Type: Sample ; Serial: 226DCEFC

Communication System: WCDMA FDD V; Frequency: 836.4 MHz;Duty Cycle: 1:1
Medium parameters used (interpolated): f = 836.4 MHz; σ = 0.86 mho/m; ε_r = 40.9; ρ = 1000 kg/m^3
Phantom section: Left Section

DASY4 Configuration:

- Probe: ES3DV3 - SN3225; ConvF(6.12, 6.12, 6.12); Calibrated: 12/11/2009
- Sensor-Surface: 4mm (Mechanical Surface Detection)
- Electronics: DAE3 Sn473; Calibrated: 1/4/2010
- Phantom: SAM 1; Type: SAM 4.0; Serial: 1076
- Measurement SW: DASY4, V4.7 Build 80; Postprocessing SW: SEMCAD, V1.8 Build 186

Touch position -/Area Scan (61x81x1): Measurement grid: dx=15mm, dy=15mm

Info: Interpolated medium parameters used for SAR evaluation.
Maximum value of SAR (interpolated) = 1.18 mW/g

Touch position -/Zoom Scan (5x5x7) (5x5x7)/Cube 0: Measurement grid: dx=7.5mm, dy=7.5mm, dz=5mm
Reference Value = 9.51 V/m; Power Drift = -0.192 dB
Peak SAR (extrapolated) = 1.54 W/kg
SAR(1 g) = 1.1 mW/g; SAR(10 g) = 0.776 mW/g

Info: Interpolated medium parameters used for SAR evaluation.

Maximum value of SAR (measured) = 1.18 mW/g

This report shall NOT be reproduced except in full without the written consent of RIM Testing Services
Copyright 2005-2010, RIM Testing Services, a division of Research In Motion Limited

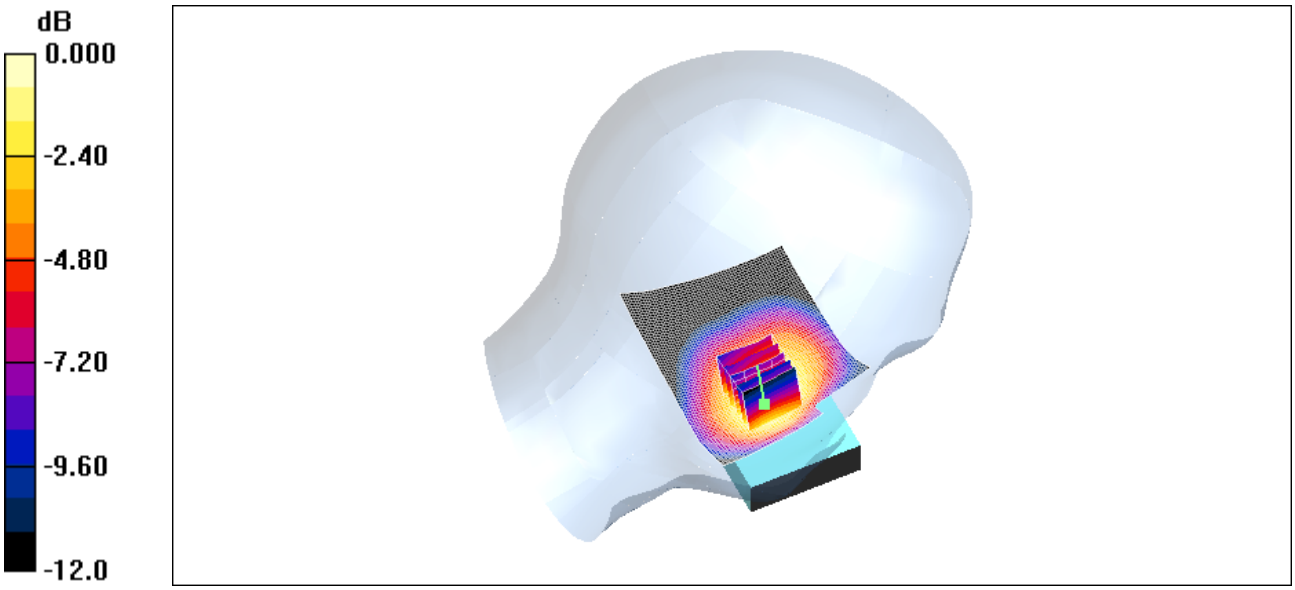

0 dB = 1.18mW/g

This report shall NOT be reproduced except in full without the written consent of RIM Testing Services
Copyright 2005-2010, RIM Testing Services, a division of Research In Motion Limited

Date/Time: 6/23/2010 12:02:06 AM

Test Laboratory: RIM Testing Services

LeftHandSide_UMTS_band_V_high_chan_amb_temp_23.0_liq_temp_22.2C

DUT: BlackBerry Smartphone; Type: Sample ; Serial: 226DCEFC

Communication System: WCDMA FDD V; Frequency: 846.6 MHz;Duty Cycle: 1:1
Medium parameters used (interpolated): f = 846.6 MHz; σ = 0.881 mho/m; ε_r = 40.1; ρ = 1000 kg/m^3
Phantom section: Left Section

DASY4 Configuration:

- Probe: ES3DV3 - SN3225; ConvF(6.12, 6.12, 6.12); Calibrated: 12/11/2009
- Sensor-Surface: 4mm (Mechanical Surface Detection)
- Electronics: DAE3 Sn473; Calibrated: 1/4/2010
- Phantom: SAM 1; Type: SAM 4.0; Serial: 1076
- Measurement SW: DASY4, V4.7 Build 80; Postprocessing SW: SEMCAD, V1.8 Build 186

Touch position -/Area Scan (61x81x1): Measurement grid: dx=15mm, dy=15mm

Info: Interpolated medium parameters used for SAR evaluation.
Maximum value of SAR (interpolated) = 1.09 mW/g

Touch position -/Zoom Scan (5x5x7) (5x5x7)/Cube 0: Measurement grid: dx=7.5mm, dy=7.5mm, dz=5mm
Reference Value = 9.03 V/m; Power Drift = 0.250 dB
Peak SAR (extrapolated) = 1.42 W/kg
SAR(1 g) = 1.02 mW/g; SAR(10 g) = 0.716 mW/g

Info: Interpolated medium parameters used for SAR evaluation.
Maximum value of SAR (measured) = 1.09 mW/g

This report shall NOT be reproduced except in full without the written consent of RIM Testing Services
Copyright 2005-2010, RIM Testing Services, a division of Research In Motion Limited

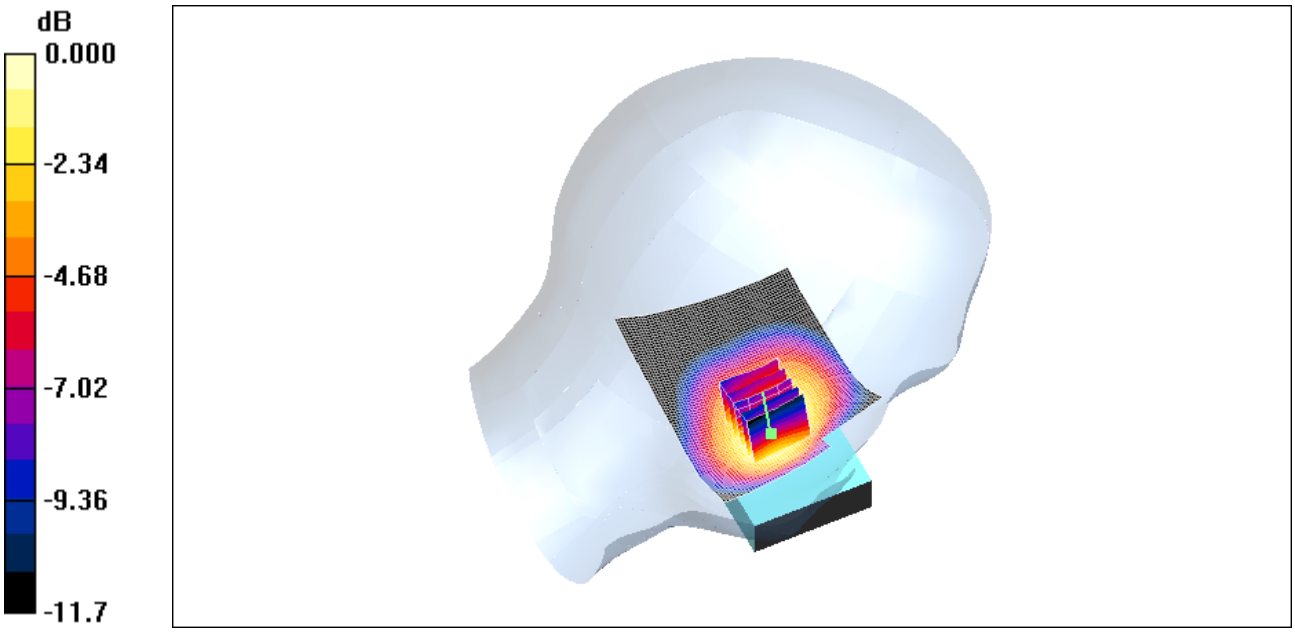

0 dB = 1.09mW/g

This report shall NOT be reproduced except in full without the written consent of RIM Testing Services
Copyright 2005-2010, RIM Testing Services, a division of Research In Motion Limited

Date/Time: 6/23/2010 12:21:29 AM

Test Laboratory: RIM Testing Services

LeftHandSide_Tilt_UMTS_band_V_mid_chan_amb_temp_23.3_liq_temp _22.5C

DUT: BlackBerry Smartphone; Type: Sample ; Serial: 226DCEFC

Communication System: WCDMA FDD V; Frequency: 836.4 MHz;Duty Cycle: 1:1
Medium parameters used (interpolated): f = 836.4 MHz; σ = 0.86 mho/m; ε_r = 40.9; ρ = 1000 kg/m^3
Phantom section: Left Section

DASY4 Configuration:

- Probe: ES3DV3 - SN3225; ConvF(6.12, 6.12, 6.12); Calibrated: 12/11/2009
- Sensor-Surface: 4mm (Mechanical Surface Detection)
- Electronics: DAE3 Sn473; Calibrated: 1/4/2010
- Phantom: SAM 1; Type: SAM 4.0; Serial: 1076
- Measurement SW: DASY4, V4.7 Build 80; Postprocessing SW: SEMCAD, V1.8 Build 186

Touch position -/Area Scan (61x81x1): Measurement grid: dx=15mm, dy=15mm

Info: Interpolated medium parameters used for SAR evaluation.
Maximum value of SAR (interpolated) = 0.672 mW/g

Touch position -/Zoom Scan (5x5x7) (5x5x7)/Cube 0: Measurement grid: dx=7.5mm, dy=7.5mm, dz=5mm
Reference Value = 16.0 V/m; Power Drift = 0.046 dB
Peak SAR (extrapolated) = 0.772 W/kg
SAR(1 g) = 0.634 mW/g; SAR(10 g) = 0.483 mW/g

Info: Interpolated medium parameters used for SAR evaluation.
Maximum value of SAR (measured) = 0.663 mW/g

This report shall NOT be reproduced except in full without the written consent of RIM Testing Services
Copyright 2005-2010, RIM Testing Services, a division of Research In Motion Limited



0 dB = 0.663mW/g

This report shall NOT be reproduced except in full without the written consent of RIM Testing Services
Copyright 2005-2010, RIM Testing Services, a division of Research In Motion Limited

Date/Time: 6/10/2010 9:14:39 PM

Test Laboratory: RIM Testing Services

RightHandSide_EDGE1900_mid_chan_amb_temp_22.9_liq_temp_22.1 C

DUT: BlackBerry Smartphone; Type: Sample ; Serial: 226DCEFC

Communication System: EDGE 1900; Frequency: 1880 MHz;Duty Cycle: 1:4.2
Medium parameters used: f = 1880 MHz; σ = 1.46 mho/m; ε_r = 41.2; ρ = 1000 kg/m^3
Phantom section: Right Section

DASY4 Configuration:

- Probe: ES3DV3 - SN3225; ConvF(5.14, 5.14, 5.14); Calibrated: 12/11/2009
- Sensor-Surface: 4mm (Mechanical Surface Detection)
- Electronics: DAE3 Sn473; Calibrated: 1/4/2010
- Phantom: SAM 1; Type: SAM 4.0; Serial: 1076
- Measurement SW: DASY4, V4.7 Build 80; Postprocessing SW: SEMCAD, V1.8 Build 186

Touch position -/Area Scan (51x81x1): Measurement grid: dx=15mm, dy=15mm
Maximum value of SAR (interpolated) = 0.671 mW/g

Touch position -/Zoom Scan (5x5x7) (5x5x7)/Cube 0: Measurement grid: dx=7.5mm, dy=7.5mm, dz=5mm
Reference Value = 11.4 V/m; Power Drift = 0.015 dB
Peak SAR (extrapolated) = 0.895 W/kg
SAR(1 g) = 0.595 mW/g; SAR(10 g) = 0.370 mW/g
Maximum value of SAR (measured) = 0.631 mW/g

This report shall NOT be reproduced except in full without the written consent of RIM Testing Services
Copyright 2005-2010, RIM Testing Services, a division of Research In Motion Limited

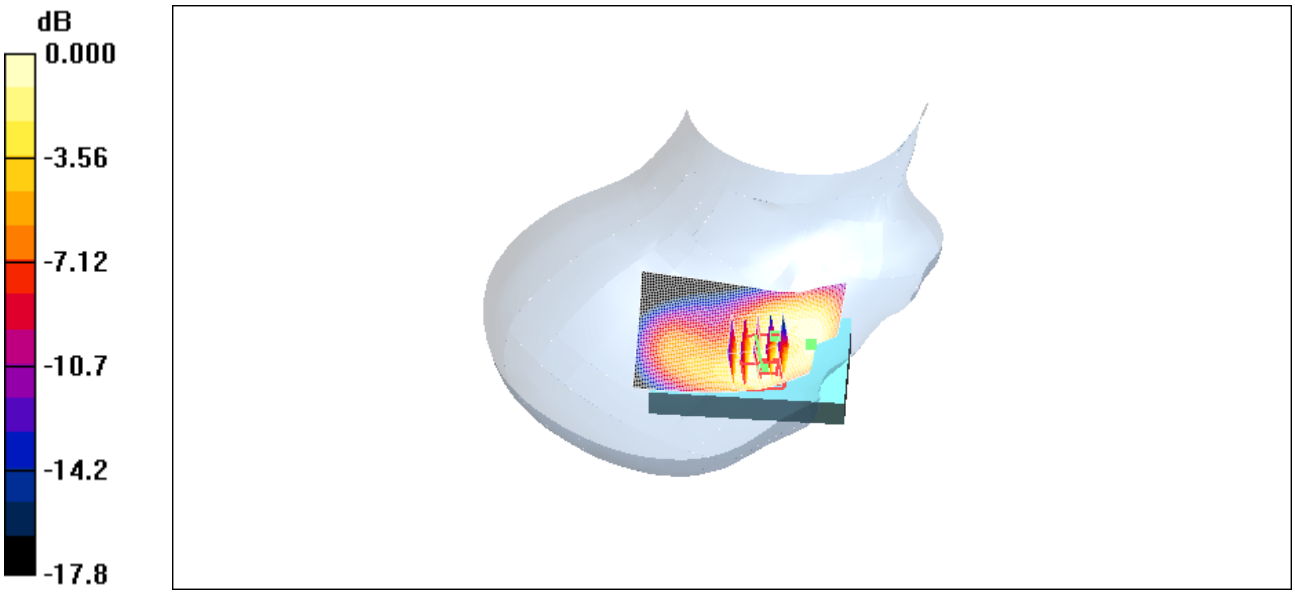

0 dB = 0.631mW/g

This report shall NOT be reproduced except in full without the written consent of RIM Testing Services
Copyright 2005-2010, RIM Testing Services, a division of Research In Motion Limited

Date/Time: 6/10/2010 9:33:25 PM

Test Laboratory: RIM Testing Services

RightHandSide_Tilt_EDGE1900_mid_chan_amb_temp_23.3_liq_temp_22.5C

DUT: BlackBerry Smartphone; Type: Sample ; Serial: 226DCEFC

Communication System: EDGE 1900; Frequency: 1880 MHz;Duty Cycle: 1:4.2
Medium parameters used: f = 1880 MHz; σ = 1.46 mho/m; ε_r = 41.2; ρ = 1000 kg/m^3
Phantom section: Right Section

DASY4 Configuration:

- Probe: ES3DV3 - SN3225; ConvF(5.14, 5.14, 5.14); Calibrated: 12/11/2009
- Sensor-Surface: 4mm (Mechanical Surface Detection)
- Electronics: DAE3 Sn473; Calibrated: 1/4/2010
- Phantom: SAM 1; Type: SAM 4.0; Serial: 1076
- Measurement SW: DASY4, V4.7 Build 80; Postprocessing SW: SEMCAD, V1.8 Build 186

Touch position -/Area Scan (51x81x1): Measurement grid: dx=15mm, dy=15mm
Maximum value of SAR (interpolated) = 0.359 mW/g

Touch position -/Zoom Scan (5x5x7) (5x5x7)/Cube 0: Measurement grid: dx=7.5mm, dy=7.5mm, dz=5mm
Reference Value = 14.1 V/m; Power Drift = 0.066 dB
Peak SAR (extrapolated) = 0.496 W/kg
SAR(1 g) = 0.318 mW/g; SAR(10 g) = 0.187 mW/g
Maximum value of SAR (measured) = 0.350 mW/g

This report shall NOT be reproduced except in full without the written consent of RIM Testing Services
Copyright 2005-2010, RIM Testing Services, a division of Research In Motion Limited



0 dB = 0.350mW/g

This report shall NOT be reproduced except in full without the written consent of RIM Testing Services
Copyright 2005-2010, RIM Testing Services, a division of Research In Motion Limited

Date/Time: 6/10/2010 10:17:44 PM

Test Laboratory: RIM Testing Services

LeftHandSide_EDGE1900_low_chan_amb_temp_23.0_liq_temp_22.2C

DUT: BlackBerry Smartphone; Type: Sample ; Serial: 226DCEFC

Communication System: EDGE 1900; Frequency: 1850.2 MHz;Duty Cycle: 1:4.2
Medium parameters used (interpolated): f = 1850.2 MHz; σ = 1.39 mho/m; ε_r = 40.9; ρ = 1000 kg/m^3
Phantom section: Left Section

DASY4 Configuration:

- Probe: ES3DV3 - SN3225; ConvF(5.14, 5.14, 5.14); Calibrated: 12/11/2009
- Sensor-Surface: 4mm (Mechanical Surface Detection)
- Electronics: DAE3 Sn473; Calibrated: 1/4/2010
- Phantom: SAM 1; Type: SAM 4.0; Serial: 1076
- Measurement SW: DASY4, V4.7 Build 80; Postprocessing SW: SEMCAD, V1.8 Build 186

Touch position -/Area Scan (51x81x1): Measurement grid: dx=15mm, dy=15mm

Info: Interpolated medium parameters used for SAR evaluation.
Maximum value of SAR (interpolated) = 1.20 mW/g

Touch position -/Zoom Scan (5x5x7) (5x5x7)/Cube 0: Measurement grid: dx=7.5mm, dy=7.5mm, dz=5mm
Reference Value = 12.5 V/m; Power Drift = -0.037 dB
Peak SAR (extrapolated) = 1.82 W/kg
SAR(1 g) = 1.11 mW/g; SAR(10 g) = 0.624 mW/g

Info: Interpolated medium parameters used for SAR evaluation.

Maximum value of SAR (measured) = 1.25 mW/g

This report shall NOT be reproduced except in full without the written consent of RIM Testing Services
Copyright 2005-2010, RIM Testing Services, a division of Research In Motion Limited

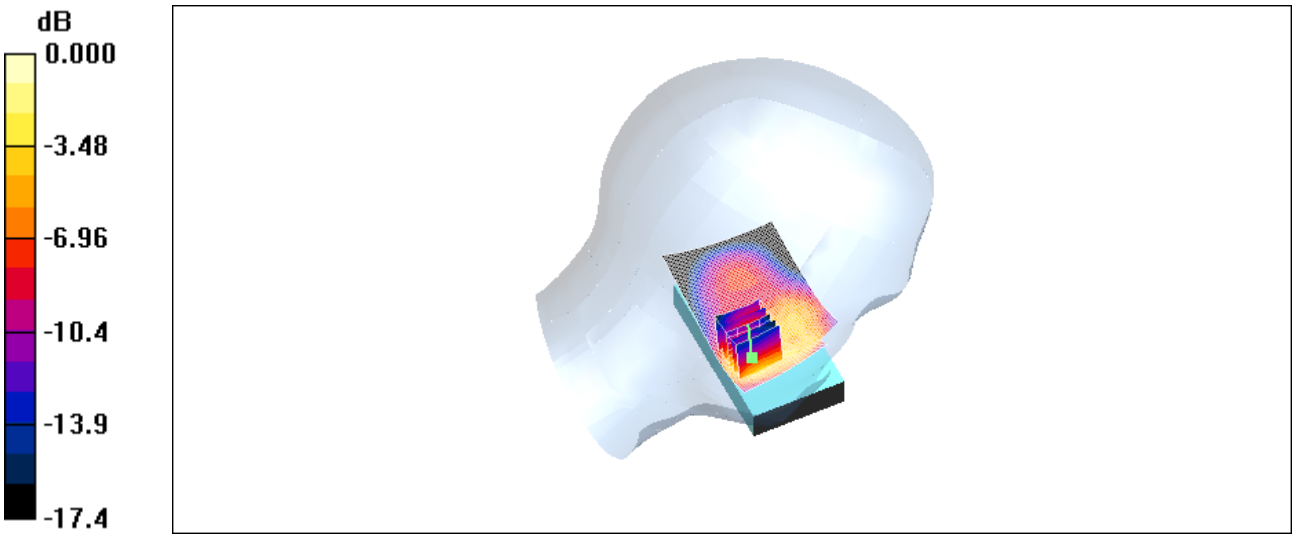

0 dB = 1.25mW/g

This report shall NOT be reproduced except in full without the written consent of RIM Testing Services
Copyright 2005-2010, RIM Testing Services, a division of Research In Motion Limited

Date/Time: 6/10/2010 9:59:47 PM

Test Laboratory: RIM Testing Services

LeftHandSide_EDGE1900_mid_chan_amb_temp_23.4_liq_temp_22.6C

DUT: BlackBerry Smartphone; Type: Sample ; Serial: 226DCEFC

Communication System: EDGE 1900; Frequency: 1880 MHz;Duty Cycle: 1:4.2
Medium parameters used: f = 1880 MHz; σ = 1.46 mho/m; ε_r = 41.2; ρ = 1000 kg/m^3
Phantom section: Left Section

DASY4 Configuration:

- Probe: ES3DV3 - SN3225; ConvF(5.14, 5.14, 5.14); Calibrated: 12/11/2009
- Sensor-Surface: 4mm (Mechanical Surface Detection)
- Electronics: DAE3 Sn473; Calibrated: 1/4/2010
- Phantom: SAM 1; Type: SAM 4.0; Serial: 1076
- Measurement SW: DASY4, V4.7 Build 80; Postprocessing SW: SEMCAD, V1.8 Build 186

Touch position -/Area Scan (51x81x1): Measurement grid: dx=15mm, dy=15mm
Maximum value of SAR (interpolated) = 1.03 mW/g

Touch position -/Zoom Scan (5x5x7) (5x5x7)/Cube 0: Measurement grid: dx=7.5mm, dy=7.5mm, dz=5mm
Reference Value = 11.9 V/m; Power Drift = -0.069 dB
Peak SAR (extrapolated) = 1.55 W/kg
SAR(1 g) = 0.950 mW/g; SAR(10 g) = 0.537 mW/g

Maximum value of SAR (measured) = 1.08 mW/g

This report shall NOT be reproduced except in full without the written consent of RIM Testing Services
Copyright 2005-2010, RIM Testing Services, a division of Research In Motion Limited

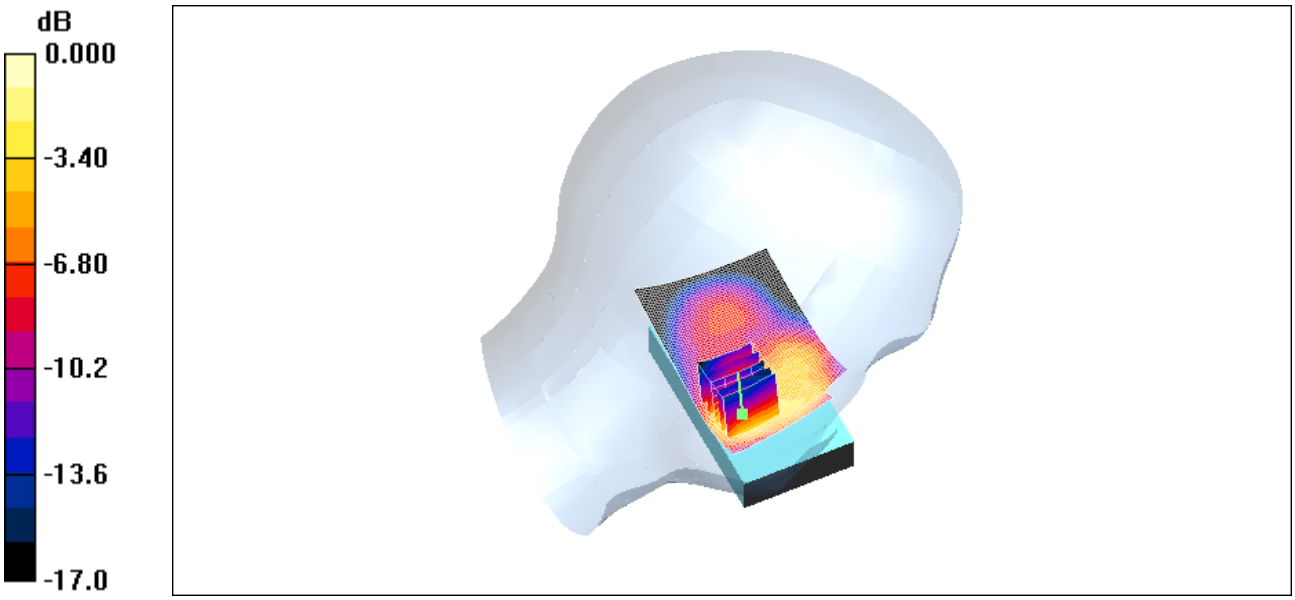

0 dB = 1.08mW/g

This report shall NOT be reproduced except in full without the written consent of RIM Testing Services
Copyright 2005-2010, RIM Testing Services, a division of Research In Motion Limited

Date/Time: 6/10/2010 10:43:06 PM

Test Laboratory: RIM Testing Services

LeftHandSide_EDGE1900_high_chan_amb_temp_23.5_liq_temp_22.7C

DUT: BlackBerry Smartphone; Type: Sample ; Serial: 226DCEFC

Communication System: EDGE 1900; Frequency: 1909.8 MHz;Duty Cycle: 1:4.2
Medium parameters used: f = 1910 MHz; σ = 1.45 mho/m; ε_r = 42; ρ = 1000 kg/m^3
Phantom section: Left Section

DASY4 Configuration:

- Probe: ES3DV3 - SN3225; ConvF(5.14, 5.14, 5.14); Calibrated: 12/11/2009
- Sensor-Surface: 4mm (Mechanical Surface Detection)
- Electronics: DAE3 Sn473; Calibrated: 1/4/2010
- Phantom: SAM 1; Type: SAM 4.0; Serial: 1076
- Measurement SW: DASY4, V4.7 Build 80; Postprocessing SW: SEMCAD, V1.8 Build 186

Touch position -/Area Scan (51x81x1): Measurement grid: dx=15mm, dy=15mm
Maximum value of SAR (interpolated) = 0.864 mW/g

Touch position -/Zoom Scan (5x5x7) (5x5x7)/Cube 0: Measurement grid: dx=7.5mm, dy=7.5mm, dz=5mm
Reference Value = 10.5 V/m; Power Drift = -0.020 dB
Peak SAR (extrapolated) = 1.28 W/kg
SAR(1 g) = 0.787 mW/g; SAR(10 g) = 0.444 mW/g

Maximum value of SAR (measured) = 0.883 mW/g

This report shall NOT be reproduced except in full without the written consent of RIM Testing Services
Copyright 2005-2010, RIM Testing Services, a division of Research In Motion Limited

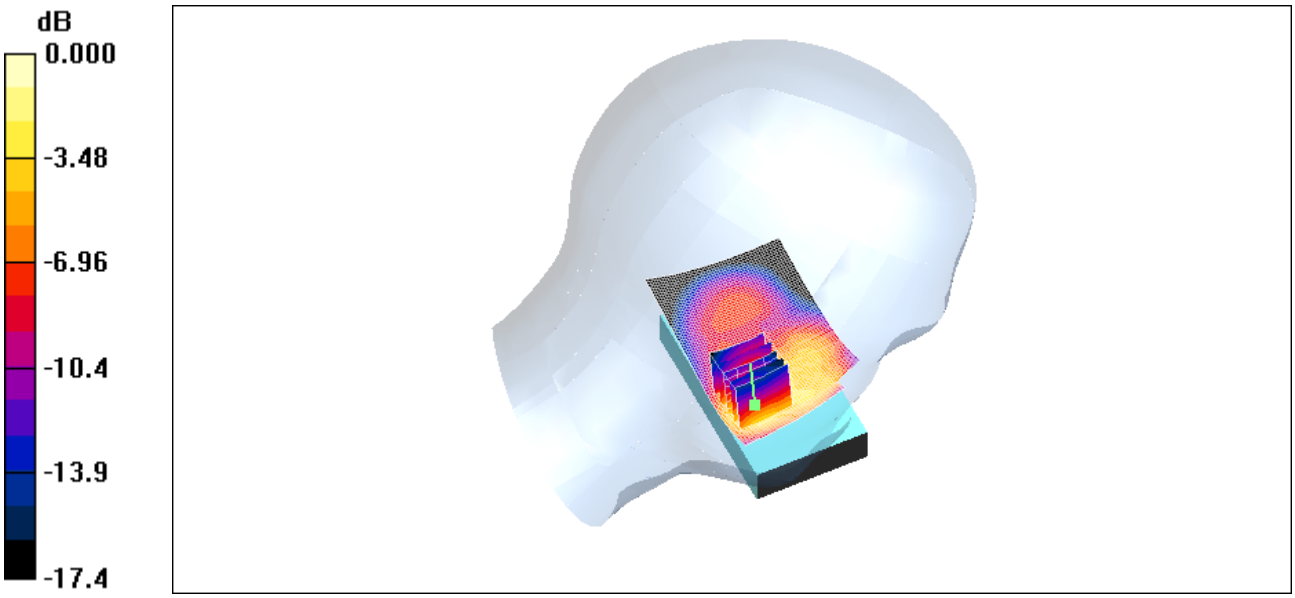

0 dB = 0.883mW/g

This report shall NOT be reproduced except in full without the written consent of RIM Testing Services
Copyright 2005-2010, RIM Testing Services, a division of Research In Motion Limited

Date/Time: 6/10/2010 11:26:30 PM

Test Laboratory: RIM Testing Services

LeftHandSide_GSM1900_low_chan_amb_temp_23.1_liq_temp_22.3C

DUT: BlackBerry Smartphone; Type: Sample ; Serial: 226DCEFC

Communication System: GSM 1900; Frequency: 1850.2 MHz;Duty Cycle: 1:8.3
Medium parameters used (interpolated): f = 1850.2 MHz; σ = 1.39 mho/m; ε_r = 40.9; ρ = 1000 kg/m^3
Phantom section: Left Section

DASY4 Configuration:

- Probe: ES3DV3 - SN3225; ConvF(5.14, 5.14, 5.14); Calibrated: 12/11/2009
- Sensor-Surface: 4mm (Mechanical Surface Detection)
- Electronics: DAE3 Sn473; Calibrated: 1/4/2010
- Phantom: SAM 1; Type: SAM 4.0; Serial: 1076
- Measurement SW: DASY4, V4.7 Build 80; Postprocessing SW: SEMCAD, V1.8 Build 186

Touch position -/Area Scan (51x81x1): Measurement grid: dx=15mm, dy=15mm

Info: Interpolated medium parameters used for SAR evaluation.
Maximum value of SAR (interpolated) = 0.969 mW/g

Touch position -/Zoom Scan (5x5x7) (5x5x7)/Cube 0: Measurement grid: dx=7.5mm, dy=7.5mm, dz=5mm
Reference Value = 11.2 V/m; Power Drift = -0.042 dB
Peak SAR (extrapolated) = 1.42 W/kg
SAR(1 g) = 0.901 mW/g; SAR(10 g) = 0.514 mW/g

Info: Interpolated medium parameters used for SAR evaluation.

Maximum value of SAR (measured) = 1.00 mW/g

This report shall NOT be reproduced except in full without the written consent of RIM Testing Services
Copyright 2005-2010, RIM Testing Services, a division of Research In Motion Limited

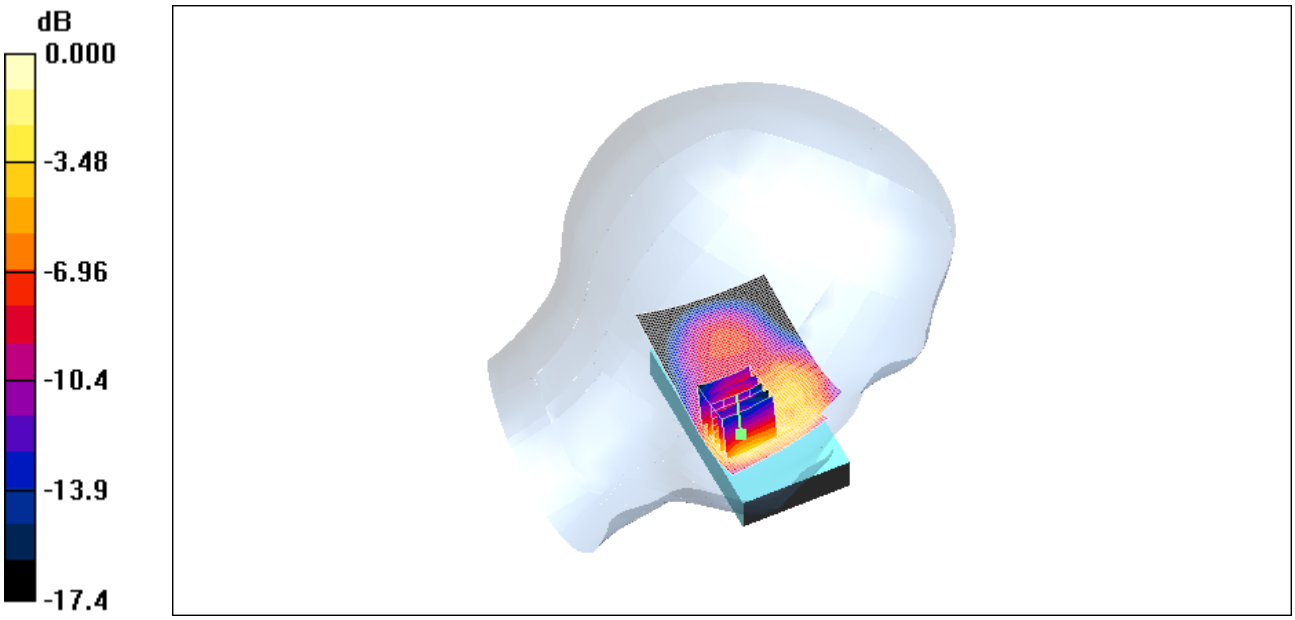

0 dB = 1.00mW/g

This report shall NOT be reproduced except in full without the written consent of RIM Testing Services
Copyright 2005-2010, RIM Testing Services, a division of Research In Motion Limited

Date/Time: 6/10/2010 11:03:36 PM

Test Laboratory: RIM Testing Services

LeftHandSide_Tilt_EDGE1900_low_chan_amb_temp_23.2_liq_temp_22.4C

DUT: BlackBerry Smartphone; Type: Sample ; Serial: 226DCEFC

Communication System: EDGE 1900; Frequency: 1850.2 MHz;Duty Cycle: 1:4.2
Medium parameters used (interpolated): f = 1850.2 MHz; σ = 1.39 mho/m; ε_r = 40.9; ρ = 1000 kg/m^3
Phantom section: Left Section

DASY4 Configuration:

- Probe: ES3DV3 - SN3225; ConvF(5.14, 5.14, 5.14); Calibrated: 12/11/2009
- Sensor-Surface: 4mm (Mechanical Surface Detection)
- Electronics: DAE3 Sn473; Calibrated: 1/4/2010
- Phantom: SAM 1; Type: SAM 4.0; Serial: 1076
- Measurement SW: DASY4, V4.7 Build 80; Postprocessing SW: SEMCAD, V1.8 Build 186

Touch position -/Area Scan (51x81x1): Measurement grid: dx=15mm, dy=15mm

Info: Interpolated medium parameters used for SAR evaluation.
Maximum value of SAR (interpolated) = 0.378 mW/g

Touch position -/Zoom Scan (5x5x7) (5x5x7)/Cube 0: Measurement grid: dx=7.5mm, dy=7.5mm, dz=5mm
Reference Value = 16.8 V/m; Power Drift = -0.009 dB
Peak SAR (extrapolated) = 0.529 W/kg
SAR(1 g) = 0.339 mW/g; SAR(10 g) = 0.195 mW/g

Info: Interpolated medium parameters used for SAR evaluation.
Maximum value of SAR (measured) = 0.378 mW/g

This report shall NOT be reproduced except in full without the written consent of RIM Testing Services
Copyright 2005-2010, RIM Testing Services, a division of Research In Motion Limited

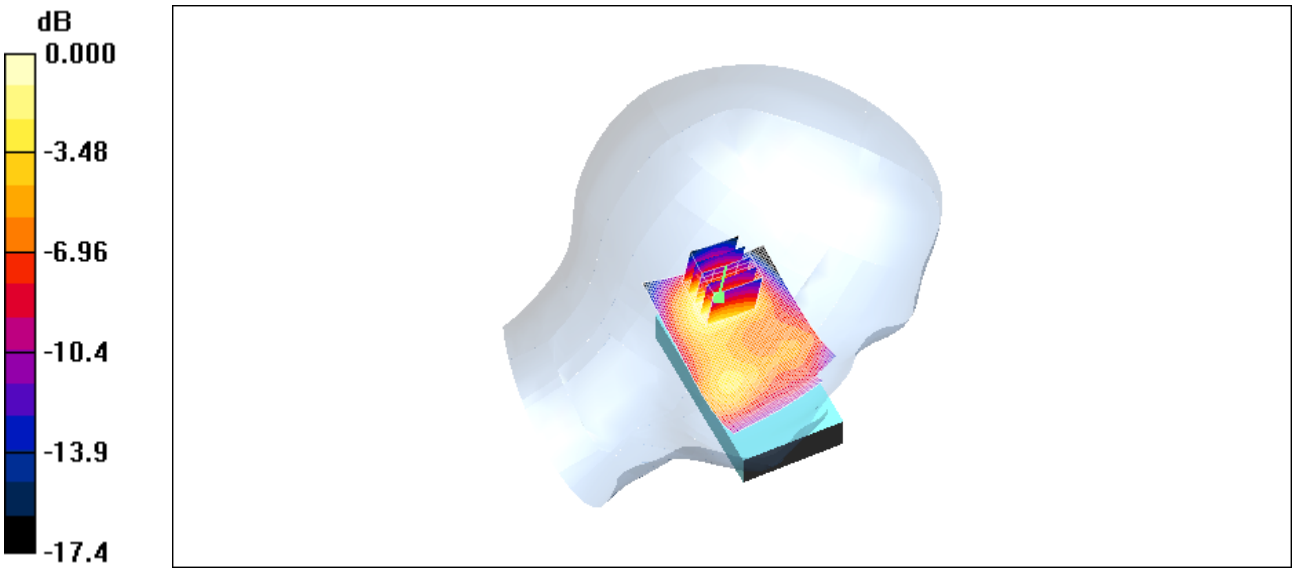

0 dB = 0.378mW/g

This report shall NOT be reproduced except in full without the written consent of RIM Testing Services
Copyright 2005-2010, RIM Testing Services, a division of Research In Motion Limited

Date/Time: 6/14/2010 3:51:52 PM

Test Laboratory: RIM Testing Services

RightHandSide_UMTS_band_II_mid_chan_amb_temp_22.6_liq_temp_21.4C

DUT: BlackBerry Smartphone; Type: Sample ; Serial: 226DCEFC

Communication System: WCDMA FDD II; Frequency: 1880 MHz;Duty Cycle: 1:1
Medium parameters used: f = 1880 MHz; σ = 1.36 mho/m; ε_r = 39.6; ρ = 1000 kg/m^3
Phantom section: Right Section
Measurement Standard: DASY4 (High Precision Assessment)

DASY4 Configuration:

- Probe: ES3DV3 - SN3225; ConvF(5.14, 5.14, 5.14); Calibrated: 12/11/2009
- Sensor-Surface: 4mm (Mechanical Surface Detection)
- Electronics: DAE3 Sn473; Calibrated: 1/4/2010
- Phantom: SAM 1; Type: SAM 4.0; Serial: 1076
- Measurement SW: DASY4, V4.7 Build 80; Postprocessing SW: SEMCAD, V1.8 Build 186

Touch position -/Area Scan (51x81x1): Measurement grid: dx=15mm, dy=15mm
Maximum value of SAR (interpolated) = 0.896 mW/g

Touch position -/Zoom Scan (5x5x7) (5x5x7)/Cube 0: Measurement grid: dx=7.5mm, dy=7.5mm, dz=5mm
Reference Value = 13.6 V/m; Power Drift = -0.119 dB
Peak SAR (extrapolated) = 1.24 W/kg
SAR(1 g) = 0.715 mW/g; SAR(10 g) = 0.353 mW/g

Maximum value of SAR (measured) = 0.804 mW/g

This report shall NOT be reproduced except in full without the written consent of RIM Testing Services
Copyright 2005-2010, RIM Testing Services, a division of Research In Motion Limited

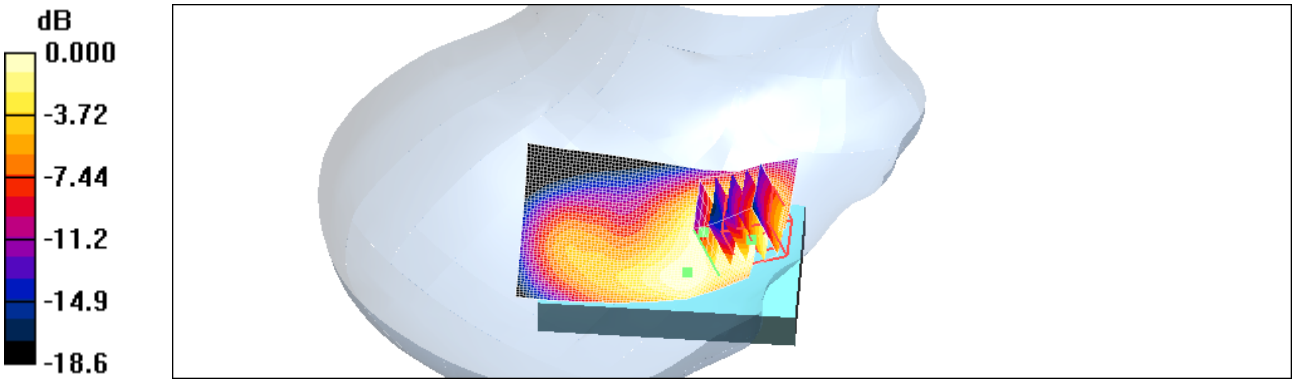

0 dB = 0.804mW/g

This report shall NOT be reproduced except in full without the written consent of RIM Testing Services
Copyright 2005-2010, RIM Testing Services, a division of Research In Motion Limited

Date/Time: 6/14/2010 4:16:18 PM

Test Laboratory: RIM Testing Services

RightHandSide_Tilt_UMTS_band_II_mid_chan_amb_temp_22.7_liq_temp_22.4C

DUT: BlackBerry Smartphone; Type: Sample ; Serial: 226DCEFC

Communication System: WCDMA FDD II; Frequency: 1880 MHz;Duty Cycle: 1:1
Medium parameters used: f = 1880 MHz; σ = 1.36 mho/m; ε_r = 39.6; ρ = 1000 kg/m^3
Phantom section: Right Section
Measurement Standard: DASY4 (High Precision Assessment)

DASY4 Configuration:

- Probe: ES3DV3 - SN3225; ConvF(5.14, 5.14, 5.14); Calibrated: 12/11/2009
- Sensor-Surface: 4mm (Mechanical Surface Detection)
- Electronics: DAE3 Sn473; Calibrated: 1/4/2010
- Phantom: SAM 1; Type: SAM 4.0; Serial: 1076
- Measurement SW: DASY4, V4.7 Build 80; Postprocessing SW: SEMCAD, V1.8 Build 186

Touch position -/Area Scan (51x81x1): Measurement grid: dx=15mm, dy=15mm
Maximum value of SAR (interpolated) = 0.509 mW/g

Touch position -/Zoom Scan (5x5x7) (5x5x7)/Cube 0: Measurement grid: dx=7.5mm, dy=7.5mm, dz=5mm
Reference Value = 17.5 V/m; Power Drift = 0.066 dB
Peak SAR (extrapolated) = 0.709 W/kg
SAR(1 g) = 0.456 mW/g; SAR(10 g) = 0.270 mW/g
Maximum value of SAR (measured) = 0.502 mW/g

This report shall NOT be reproduced except in full without the written consent of RIM Testing Services
Copyright 2005-2010, RIM Testing Services, a division of Research In Motion Limited



0 dB = 0.502mW/g

This report shall NOT be reproduced except in full without the written consent of RIM Testing Services
Copyright 2005-2010, RIM Testing Services, a division of Research In Motion Limited

Date/Time: 6/14/2010 2:17:27 PM

Test Laboratory: RIM Testing Services

UMTS_band_II_low_chan_amb_temp_22.7_liq_temp_21.5C

DUT: BlackBerry Smartphone; Type: Sample ; Serial: 226DCEFC

Communication System: WCDMA FDD II; Frequency: 1852.4 MHz;Duty Cycle: 1:1
Medium parameters used (interpolated): f = 1852.4 MHz; σ = 1.29 mho/m; ε_r = 40.2; ρ = 1000 kg/m^3
Phantom section: Left Section
Measurement Standard: DASY4 (High Precision Assessment)

DASY4 Configuration:

- Probe: ES3DV3 - SN3225; ConvF(5.14, 5.14, 5.14); Calibrated: 12/11/2009
- Sensor-Surface: 4mm (Mechanical Surface Detection)
- Electronics: DAE3 Sn473; Calibrated: 1/4/2010
- Phantom: SAM 1; Type: SAM 4.0; Serial: 1076
- Measurement SW: DASY4, V4.7 Build 80; Postprocessing SW: SEMCAD, V1.8 Build 186

Touch position -/Area Scan (61x81x1): Measurement grid: dx=15mm, dy=15mm

Info: Interpolated medium parameters used for SAR evaluation.
Maximum value of SAR (interpolated) = 1.55 mW/g

Touch position -/Zoom Scan (5x5x7) (5x5x7)/Cube 0: Measurement grid: dx=7.5mm, dy=7.5mm, dz=5mm
Reference Value = 14.4 V/m; Power Drift = -0.024 dB
Peak SAR (extrapolated) = 2.23 W/kg
SAR(1 g) = 1.39 mW/g; SAR(10 g) = 0.783 mW/g

Info: Interpolated medium parameters used for SAR evaluation.

Maximum value of SAR (measured) = 1.54 mW/g

This report shall NOT be reproduced except in full without the written consent of RIM Testing Services
Copyright 2005-2010, RIM Testing Services, a division of Research In Motion Limited

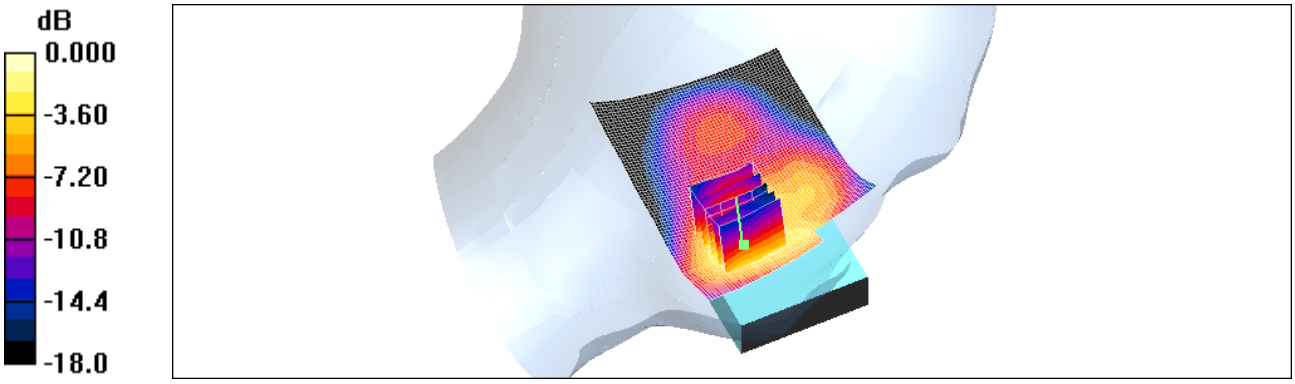

0 dB = 1.54mW/g

This report shall NOT be reproduced except in full without the written consent of RIM Testing Services
Copyright 2005-2010, RIM Testing Services, a division of Research In Motion Limited

Date/Time: 6/14/2010 2:34:11 PM

Test Laboratory: RIM Testing Services

UMTS_band_II_mid_chan_amb_temp_22.8_liq_temp_21.6C

DUT: BlackBerry Smartphone; Type: Sample ; Serial: 226DCEFC

Communication System: WCDMA FDD II; Frequency: 1880 MHz;Duty Cycle: 1:1
Medium parameters used: f = 1880 MHz; σ = 1.36 mho/m; ε_r = 39.6; ρ = 1000 kg/m^3
Phantom section: Left Section
Measurement Standard: DASY4 (High Precision Assessment)

DASY4 Configuration:

- Probe: ES3DV3 - SN3225; ConvF(5.14, 5.14, 5.14); Calibrated: 12/11/2009
- Sensor-Surface: 4mm (Mechanical Surface Detection)
- Electronics: DAE3 Sn473; Calibrated: 1/4/2010
- Phantom: SAM 1; Type: SAM 4.0; Serial: 1076
- Measurement SW: DASY4, V4.7 Build 80; Postprocessing SW: SEMCAD, V1.8 Build 186

Touch position -/Area Scan (61x81x1): Measurement grid: dx=15mm, dy=15mm
Maximum value of SAR (interpolated) = 1.54 mW/g

Touch position -/Zoom Scan (5x5x7) (5x5x7)/Cube 0: Measurement grid: dx=7.5mm, dy=7.5mm, dz=5mm
Reference Value = 13.6 V/m; Power Drift = 0.020 dB
Peak SAR (extrapolated) = 2.22 W/kg
SAR(1 g) = 1.37 mW/g; SAR(10 g) = 0.763 mW/g

Maximum value of SAR (measured) = 1.51 mW/g

This report shall NOT be reproduced except in full without the written consent of RIM Testing Services
Copyright 2005-2010, RIM Testing Services, a division of Research In Motion Limited

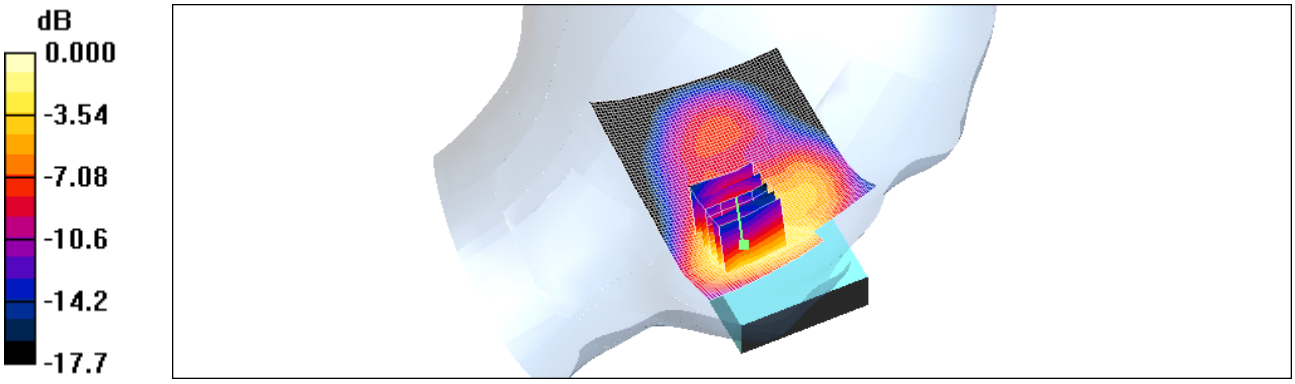

0 dB = 1.51mW/g

This report shall NOT be reproduced except in full without the written consent of RIM Testing Services
Copyright 2005-2010, RIM Testing Services, a division of Research In Motion Limited

Date/Time: 6/14/2010 2:50:38 PM

Test Laboratory: RIM Testing Services

LeftHandSide_UMTS_band_II_high_chan_amb_temp_22.9_liq_temp_21.8C

DUT: BlackBerry Smartphone; Type: Sample ; Serial: 226DCEFC

Communication System: WCDMA FDD II; Frequency: 1907.6 MHz;Duty Cycle: 1:1
Medium parameters used (interpolated): f = 1907.6 MHz; σ = 1.43 mho/m; ε_r = 40.6; ρ = 1000 kg/m^3
Phantom section: Left Section
Measurement Standard: DASY4 (High Precision Assessment)

DASY4 Configuration:

- Probe: ES3DV3 - SN3225; ConvF(5.14, 5.14, 5.14); Calibrated: 12/11/2009
- Sensor-Surface: 4mm (Mechanical Surface Detection)
- Electronics: DAE3 Sn473; Calibrated: 1/4/2010
- Phantom: SAM 1; Type: SAM 4.0; Serial: 1076
- Measurement SW: DASY4, V4.7 Build 80; Postprocessing SW: SEMCAD, V1.8 Build 186

Touch position -/Area Scan (61x81x1): Measurement grid: dx=15mm, dy=15mm

Info: Interpolated medium parameters used for SAR evaluation.
Maximum value of SAR (interpolated) = 1.60 mW/g

Touch position -/Zoom Scan (5x5x7) (5x5x7)/Cube 0: Measurement grid: dx=7.5mm, dy=7.5mm, dz=5mm
Reference Value = 13.1 V/m; Power Drift = -0.003 dB
Peak SAR (extrapolated) = 2.32 W/kg
SAR(1 g) = 1.41 mW/g; SAR(10 g) = 0.784 mW/g

Info: Interpolated medium parameters used for SAR evaluation.

Maximum value of SAR (measured) = 1.57 mW/g

This report shall NOT be reproduced except in full without the written consent of RIM Testing Services
Copyright 2005-2010, RIM Testing Services, a division of Research In Motion Limited

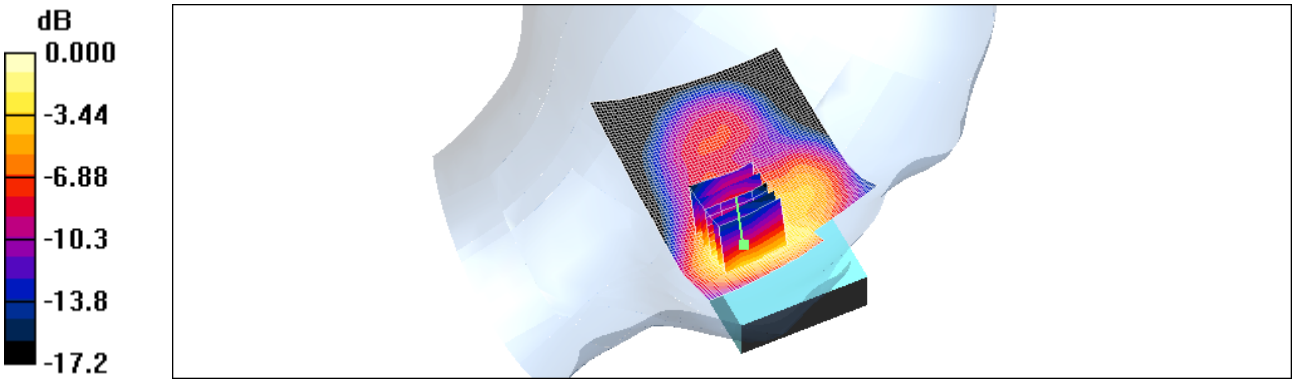

0 dB = 1.57mW/g

This report shall NOT be reproduced except in full without the written consent of RIM Testing Services
Copyright 2005-2010, RIM Testing Services, a division of Research In Motion Limited

Date/Time: 6/14/2010 3:15:12 PM

Test Laboratory: RIM Testing Services

LeftHandSide_Tilt_UMTS_band_II_high_chan_amb_temp_22.9_liq_temp _21.8C

DUT: BlackBerry Smartphone; Type: Sample ; Serial: 226DCEFC

Communication System: WCDMA FDD II; Frequency: 1907.6 MHz;Duty Cycle: 1:1
Medium parameters used (interpolated): f = 1907.6 MHz; σ = 1.43 mho/m; ε_r = 40.6; ρ = 1000 kg/m^3
Phantom section: Left Section
Measurement Standard: DASY4 (High Precision Assessment)

DASY4 Configuration:

- Probe: ES3DV3 - SN3225; ConvF(5.14, 5.14, 5.14); Calibrated: 12/11/2009
- Sensor-Surface: 4mm (Mechanical Surface Detection)
- Electronics: DAE3 Sn473; Calibrated: 1/4/2010
- Phantom: SAM 1; Type: SAM 4.0; Serial: 1076
- Measurement SW: DASY4, V4.7 Build 80; Postprocessing SW: SEMCAD, V1.8 Build 186

Touch position -/Area Scan (61x81x1): Measurement grid: dx=15mm, dy=15mm

Info: Interpolated medium parameters used for SAR evaluation.
Maximum value of SAR (interpolated) = 0.487 mW/g

Touch position -/Zoom Scan (5x5x7) (5x5x7)/Cube 0: Measurement grid: dx=7.5mm, dy=7.5mm, dz=5mm
Reference Value = 18.5 V/m; Power Drift = -0.112 dB
Peak SAR (extrapolated) = 0.673 W/kg
SAR(1 g) = 0.428 mW/g; SAR(10 g) = 0.249 mW/g

Info: Interpolated medium parameters used for SAR evaluation.
Maximum value of SAR (measured) = 0.470 mW/g

This report shall NOT be reproduced except in full without the written consent of RIM Testing Services
Copyright 2005-2010, RIM Testing Services, a division of Research In Motion Limited

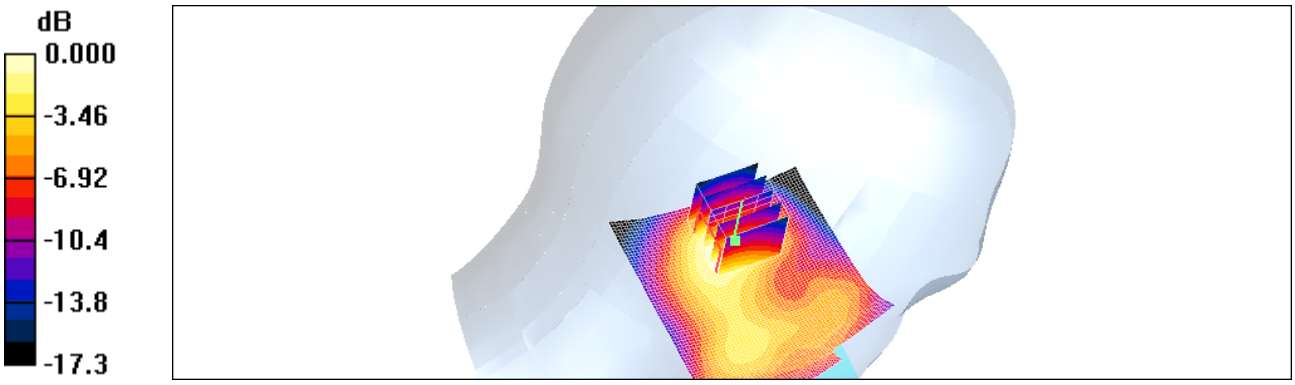

0 dB = 0.470mW/g

This report shall NOT be reproduced except in full without the written consent of RIM Testing Services
Copyright 2005-2010, RIM Testing Services, a division of Research In Motion Limited

Date/Time: 6/17/2010 11:25:36 PM

Test Laboratory: RIM Testing Services
File Name: RightHandSide_802.11b_low_chan_amb_temp_22.5_liq_temp_21.6C.da4

DUT: BlackBerry Smartphone; Type: Sample ; Serial: 226DCEFC
Program Name: Compliance Testing: (Right-Hand Side)

Communication System: 802.11 b (2450); Frequency: 2412 MHz;Duty Cycle: 1:1
Medium parameters used (interpolated): f = 2412 MHz; σ = 1.76 mho/m; ε_r = 39.2; ρ = 1000 kg/m^3
Phantom section: Right Section

DASY4 Configuration:
- Probe: ES3DV3 - SN3225; ConvF(4.53, 4.53, 4.53); Calibrated: 12/11/2009
- Sensor-Surface: 4mm (Mechanical Surface Detection)
- Electronics: DAE3 Sn473; Calibrated: 1/4/2010
- Phantom: SAM 1; Type: SAM 4.0; Serial: 1076
- Measurement SW: DASY4, V4.7 Build 80; Postprocessing SW: SEMCAD, V1.8 Build 186

Touch position -/Area Scan (61x81x1): Measurement grid: dx=15mm, dy=15mm

Info: Interpolated medium parameters used for SAR evaluation.
Maximum value of SAR (interpolated) = 0.100 mW/g

Touch position -/Zoom Scan (5x5x7) (5x5x7)/Cube 0: Measurement grid: dx=7.5mm, dy=7.5mm, dz=5mm
Reference Value = 7.49 V/m; Power Drift = -0.025 dB
Peak SAR (extrapolated) = 0.161 W/kg
SAR(1 g) = 0.092 mW/g; SAR(10 g) = 0.051 mW/g

Info: Interpolated medium parameters used for SAR evaluation.
Maximum value of SAR (measured) = 0.100 mW/g

This report shall NOT be reproduced except in full without the written consent of RIM Testing Services
Copyright 2005-2010, RIM Testing Services, a division of Research In Motion Limited

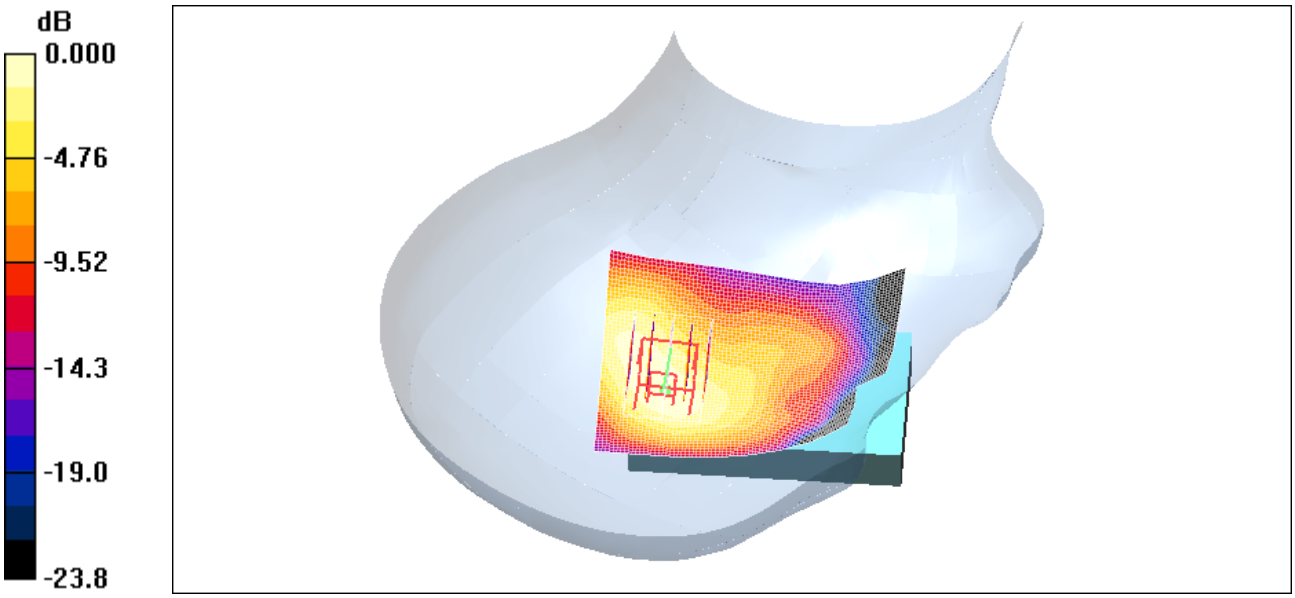

0 dB = 0.100mW/g

This report shall NOT be reproduced except in full without the written consent of RIM Testing Services
Copyright 2005-2010, RIM Testing Services, a division of Research In Motion Limited

Date/Time: 6/17/2010 11:40:56 PM

Test Laboratory: RIM Testing Services
File Name: RightHandSide_802.11b_mid_chan_amb_temp_22.7_liq_temp_21.8C.da4

DUT: BlackBerry Smartphone; Type: Sample ; Serial: 226DCEFC
Program Name: Compliance Testing: (Right-Hand Side)

Communication System: 802.11 b (2450); Frequency: 2437 MHz;Duty Cycle: 1:1
Medium parameters used (interpolated): f = 2437 MHz; σ = 1.9 mho/m; ε_r = 40.5; ρ = 1000 kg/m^3
Phantom section: Right Section

DASY4 Configuration:
- Probe: ES3DV3 - SN3225; ConvF(4.53, 4.53, 4.53); Calibrated: 12/11/2009
- Sensor-Surface: 4mm (Mechanical Surface Detection)
- Electronics: DAE3 Sn473; Calibrated: 1/4/2010
- Phantom: SAM 1; Type: SAM 4.0; Serial: 1076
- Measurement SW: DASY4, V4.7 Build 80; Postprocessing SW: SEMCAD, V1.8 Build 186

Touch position -/Area Scan (61x81x1): Measurement grid: dx=15mm, dy=15mm

Info: Interpolated medium parameters used for SAR evaluation.
Maximum value of SAR (interpolated) = 0.109 mW/g

Touch position -/Zoom Scan (5x5x7) (5x5x7)/Cube 0: Measurement grid: dx=7.5mm, dy=7.5mm, dz=5mm
Reference Value = 7.63 V/m; Power Drift = -0.118 dB
Peak SAR (extrapolated) = 0.176 W/kg
SAR(1 g) = 0.101 mW/g; SAR(10 g) = 0.056 mW/g

Info: Interpolated medium parameters used for SAR evaluation.
Maximum value of SAR (measured) = 0.110 mW/g

This report shall NOT be reproduced except in full without the written consent of RIM Testing Services
Copyright 2005-2010, RIM Testing Services, a division of Research In Motion Limited



0 dB = 0.110mW/g

This report shall NOT be reproduced except in full without the written consent of RIM Testing Services
Copyright 2005-2010, RIM Testing Services, a division of Research In Motion Limited

Date/Time: 6/17/2010 11:57:05 PM

Test Laboratory: RIM Testing Services
File Name: RightHandSide_802.11b_high_chan_amb_temp_22.5_liq_temp_21.6C.da4

DUT: BlackBerry Smartphone; Type: Sample ; Serial: 226DCEFC
Program Name: Compliance Testing: (Right-Hand Side)

Communication System: 802.11 b (2450); Frequency: 2462 MHz;Duty Cycle: 1:1
Medium parameters used (interpolated): f = 2462 MHz; σ = 1.77 mho/m; ε_r = 40.4; ρ = 1000 kg/m^3
Phantom section: Right Section

DASY4 Configuration:
- Probe: ES3DV3 - SN3225; ConvF(4.53, 4.53, 4.53); Calibrated: 12/11/2009
- Sensor-Surface: 4mm (Mechanical Surface Detection)
- Electronics: DAE3 Sn473; Calibrated: 1/4/2010
- Phantom: SAM 1; Type: SAM 4.0; Serial: 1076
- Measurement SW: DASY4, V4.7 Build 80; Postprocessing SW: SEMCAD, V1.8 Build 186

Touch position -/Area Scan (61x81x1): Measurement grid: dx=15mm, dy=15mm

Info: Interpolated medium parameters used for SAR evaluation.
Maximum value of SAR (interpolated) = 0.101 mW/g

Touch position -/Zoom Scan (5x5x7) (5x5x7)/Cube 0: Measurement grid: dx=7.5mm, dy=7.5mm, dz=5mm
Reference Value = 7.53 V/m; Power Drift = -0.002 dB
Peak SAR (extrapolated) = 0.163 W/kg
SAR(1 g) = 0.093 mW/g; SAR(10 g) = 0.051 mW/g

Info: Interpolated medium parameters used for SAR evaluation.
Maximum value of SAR (measured) = 0.100 mW/g

This report shall NOT be reproduced except in full without the written consent of RIM Testing Services
Copyright 2005-2010, RIM Testing Services, a division of Research In Motion Limited



0 dB = 0.100mW/g

This report shall NOT be reproduced except in full without the written consent of RIM Testing Services
Copyright 2005-2010, RIM Testing Services, a division of Research In Motion Limited

Date/Time: 6/18/2010 12:20:03 AM

Test Laboratory: RIM Testing Services
File Name:
RightHandSide_Tilt_802.11b_mid_chan_amb_temp_23.0_liq_temp_22.1C.da4

DUT: BlackBerry Smartphone; Type: Sample ; Serial: 226DCEFC
Program Name: Compliance Testing: (Right-Hand Side)

Communication System: 802.11 b (2450); Frequency: 2437 MHz;Duty Cycle: 1:1
Medium parameters used (interpolated): f = 2437 MHz; σ = 1.9 mho/m; ε_r = 40.5; ρ = 1000 kg/m^3
Phantom section: Right Section

DASY4 Configuration:
- Probe: ES3DV3 - SN3225; ConvF(4.53, 4.53, 4.53); Calibrated: 12/11/2009
- Sensor-Surface: 4mm (Mechanical Surface Detection)
- Electronics: DAE3 Sn473; Calibrated: 1/4/2010
- Phantom: SAM 1; Type: SAM 4.0; Serial: 1076
- Measurement SW: DASY4, V4.7 Build 80; Postprocessing SW: SEMCAD, V1.8 Build 186

Touch position -/Area Scan (61x81x1): Measurement grid: dx=15mm, dy=15mm

Info: Interpolated medium parameters used for SAR evaluation.
Maximum value of SAR (interpolated) = 0.154 mW/g

Touch position -/Zoom Scan (5x5x7) (5x5x7)/Cube 0: Measurement grid: dx=7.5mm, dy=7.5mm, dz=5mm
Reference Value = 8.35 V/m; Power Drift = -0.032 dB
Peak SAR (extrapolated) = 0.259 W/kg
SAR(1 g) = 0.142 mW/g; SAR(10 g) = 0.074 mW/g

Info: Interpolated medium parameters used for SAR evaluation.
Maximum value of SAR (measured) = 0.155 mW/g

This report shall NOT be reproduced except in full without the written consent of RIM Testing Services
Copyright 2005-2010, RIM Testing Services, a division of Research In Motion Limited



0 dB = 0.155mW/g

This report shall NOT be reproduced except in full without the written consent of RIM Testing Services
Copyright 2005-2010, RIM Testing Services, a division of Research In Motion Limited

Date/Time: 6/18/2010 12:38:24 AM

Test Laboratory: RIM Testing Services
File Name: LeftHandSide_802.11b_mid_chan_amb_temp_22.5_liq_temp_21.6C.da4

DUT: BlackBerry Smartphone; Type: Sample ; Serial: 226DCEFC
Program Name: Compliance Testing: P1528 Protocol (Left-Hand Side)

Communication System: 802.11 b (2450); Frequency: 2437 MHz;Duty Cycle: 1:1
Medium parameters used (interpolated): f = 2437 MHz; σ = 1.9 mho/m; ε_r = 40.5; ρ = 1000 kg/m^3
Phantom section: Left Section

DASY4 Configuration:
- Probe: ES3DV3 - SN3225; ConvF(4.53, 4.53, 4.53); Calibrated: 12/11/2009
- Sensor-Surface: 4mm (Mechanical Surface Detection)
- Electronics: DAE3 Sn473; Calibrated: 1/4/2010
- Phantom: SAM 1; Type: SAM 4.0; Serial: 1076
- Measurement SW: DASY4, V4.7 Build 80; Postprocessing SW: SEMCAD, V1.8 Build 186

Touch position -/Area Scan (61x81x1): Measurement grid: dx=15mm, dy=15mm

Info: Interpolated medium parameters used for SAR evaluation.
Maximum value of SAR (interpolated) = 0.173 mW/g

Touch position -/Zoom Scan (5x5x7) (5x5x7)/Cube 0: Measurement grid: dx=7.5mm, dy=7.5mm, dz=5mm
Reference Value = 7.20 V/m; Power Drift = 0.002 dB
Peak SAR (extrapolated) = 0.391 W/kg
SAR(1 g) = 0.171 mW/g; SAR(10 g) = 0.085 mW/g

Info: Interpolated medium parameters used for SAR evaluation.
Maximum value of SAR (measured) = 0.184 mW/g

This report shall NOT be reproduced except in full without the written consent of RIM Testing Services
Copyright 2005-2010, RIM Testing Services, a division of Research In Motion Limited

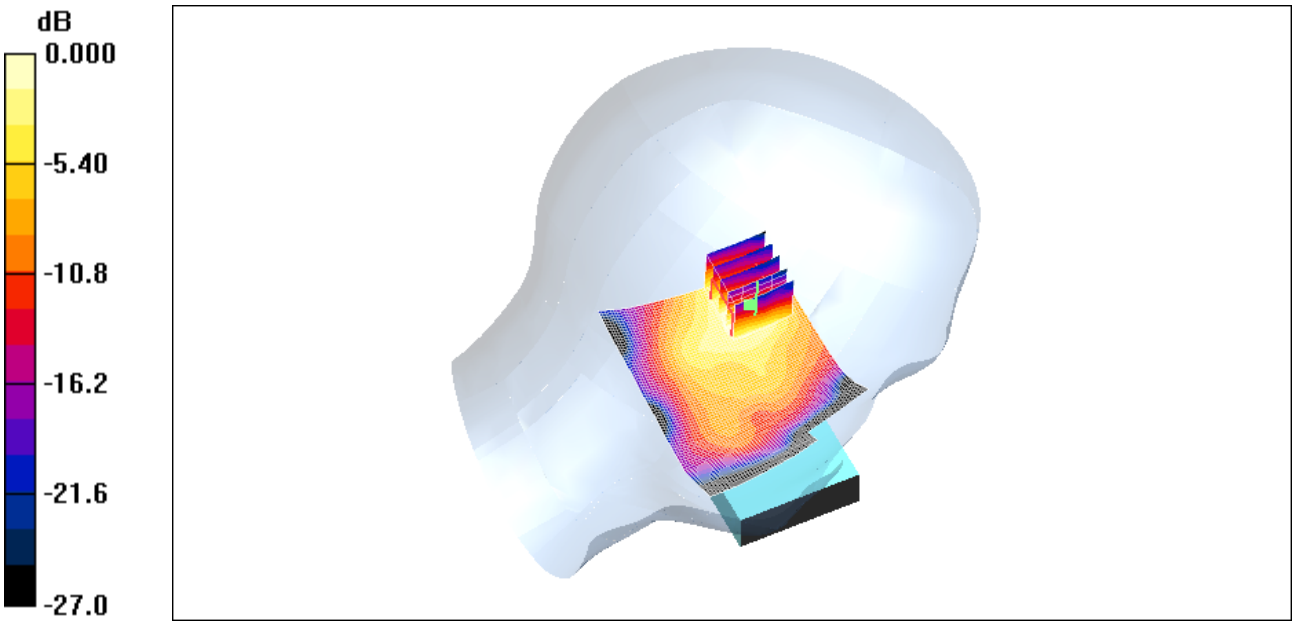

0 dB = 0.184mW/g

This report shall NOT be reproduced except in full without the written consent of RIM Testing Services
Copyright 2005-2010, RIM Testing Services, a division of Research In Motion Limited

Date/Time: 6/18/2010 12:54:44 AM

Test Laboratory: RIM Testing Services
File Name:
LeftHandSide_Tilt_802.11b_mid_chan_amb_temp_22.4_liq_temp_21.5C.da4

DUT: BlackBerry Smartphone; Type: Sample ; Serial: 226DCEFC
Program Name: Compliance Testing: P1528 Protocol (Left-Hand Side)

Communication System: 802.11 b (2450); Frequency: 2437 MHz;Duty Cycle: 1:1
Medium parameters used (interpolated): f = 2437 MHz; σ = 1.9 mho/m; ε_r = 40.5; ρ = 1000 kg/m^3
Phantom section: Left Section

DASY4 Configuration:
- Probe: ES3DV3 - SN3225; ConvF(4.53, 4.53, 4.53); Calibrated: 12/11/2009
- Sensor-Surface: 4mm (Mechanical Surface Detection)
- Electronics: DAE3 Sn473; Calibrated: 1/4/2010
- Phantom: SAM 1; Type: SAM 4.0; Serial: 1076
- Measurement SW: DASY4, V4.7 Build 80; Postprocessing SW: SEMCAD, V1.8 Build 186

Touch position -/Area Scan (61x81x1): Measurement grid: dx=15mm, dy=15mm

Info: Interpolated medium parameters used for SAR evaluation.
Maximum value of SAR (interpolated) = 0.189 mW/g

Touch position -/Zoom Scan (5x5x7) (5x5x7)/Cube 0: Measurement grid: dx=7.5mm, dy=7.5mm, dz=5mm
Reference Value = 7.97 V/m; Power Drift = -0.067 dB
Peak SAR (extrapolated) = 0.343 W/kg
SAR(1 g) = 0.152 mW/g; SAR(10 g) = 0.079 mW/g

Info: Interpolated medium parameters used for SAR evaluation.
Maximum value of SAR (measured) = 0.162 mW/g

This report shall NOT be reproduced except in full without the written consent of RIM Testing Services
Copyright 2005-2010, RIM Testing Services, a division of Research In Motion Limited

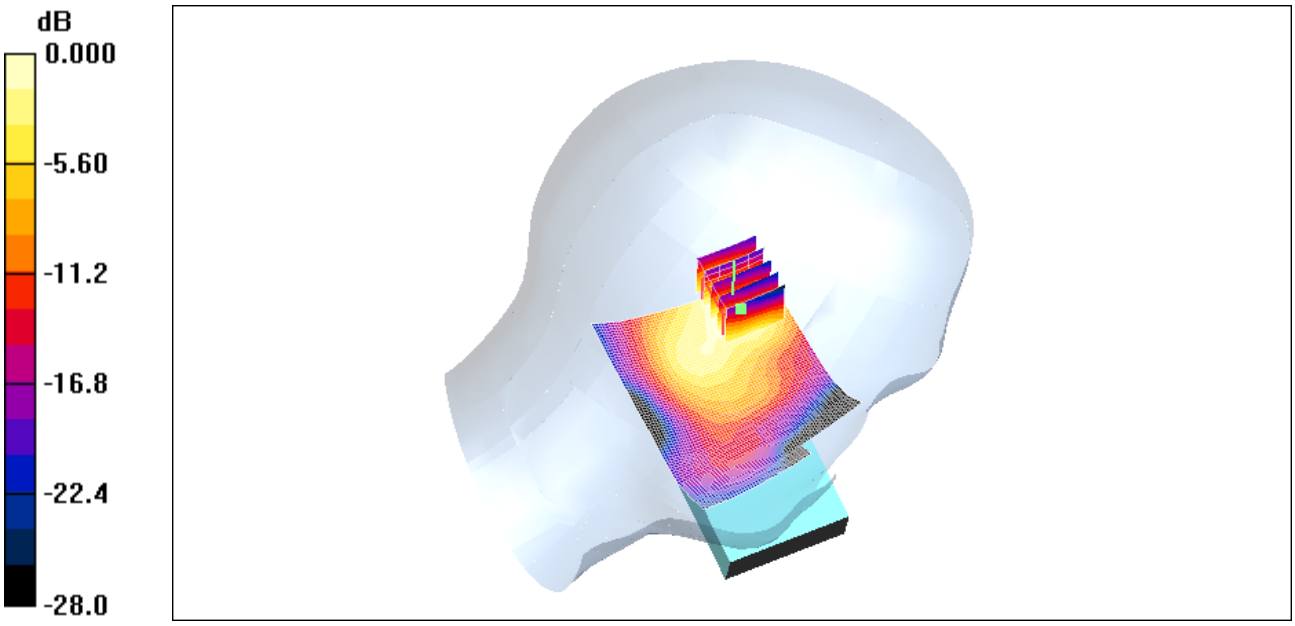

0 dB = 0.162mW/g

This report shall NOT be reproduced except in full without the written consent of RIM Testing Services
Copyright 2005-2010, RIM Testing Services, a division of Research In Motion Limited

Z axis plot for the worst case head configuration:

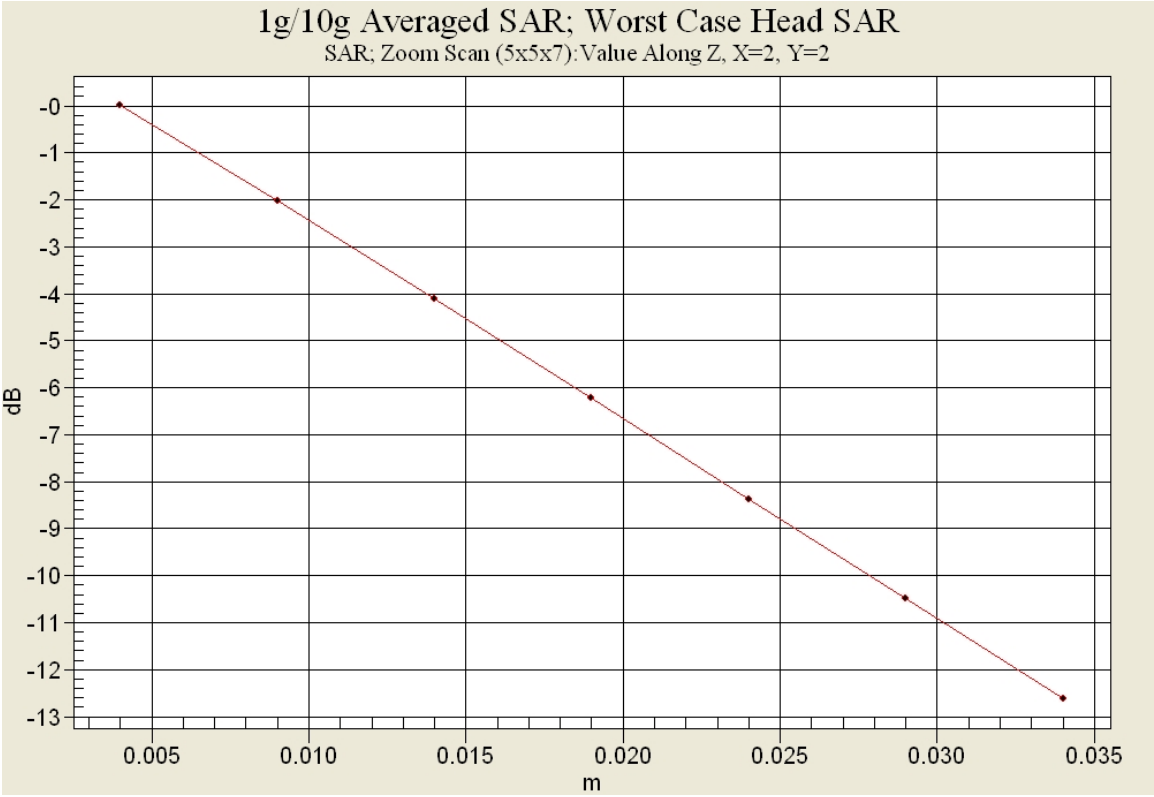

This report shall NOT be reproduced except in full without the written consent of RIM Testing Services
Copyright 2005-2010, RIM Testing Services, a division of Research In Motion Limited