APPENDIX B: SAR DISTRIBUTION PLOTS FOR HEAD CONFIGURATION

This report shall NOT be reproduced except in full without the written consent of RIM Testing Services
Copyright 2005-2010, RIM Testing Services, a division of Research In Motion Limited

Date/Time: 6/23/2010 1:10:45 AM

Test Laboratory: RIM Testing Services

RightHandSide_EDGE850_low_chan_amb_temp_23.1_liq_temp_22.3C

DUT: BlackBerry Smartphone; Type: Sample ; Serial: 226DC9FE

Communication System: EDGE 850 (2slots); Frequency: 824.2 MHz;Duty Cycle: 1:4.2
Medium parameters used: f = 825 MHz; σ = 0.842 mho/m; ε_r = 41.8; ρ = 1000 kg/m^3
Phantom section: Right Section

DASY4 Configuration:

- Probe: ES3DV3 - SN3225; ConvF(6.12, 6.12, 6.12); Calibrated: 12/11/2009
- Sensor-Surface: 4mm (Mechanical Surface Detection)
- Electronics: DAE3 Sn473; Calibrated: 1/4/2010
- Phantom: SAM 1; Type: SAM 4.0; Serial: 1076
- Measurement SW: DASY4, V4.7 Build 80; Postprocessing SW: SEMCAD, V1.8 Build 186

Touch position -/Area Scan (61x81x1): Measurement grid: dx=15mm, dy=15mm
Maximum value of SAR (interpolated) = 0.988 mW/g

Touch position -/Zoom Scan (5x5x7) (5x5x7)/Cube 0: Measurement grid: dx=7.5mm, dy=7.5mm, dz=5mm
Reference Value = 10.3 V/m; Power Drift = 0.029 dB
Peak SAR (extrapolated) = 1.16 W/kg
SAR(1 g) = 0.898 mW/g; SAR(10 g) = 0.642 mW/g

Maximum value of SAR (measured) = 0.937 mW/g

This report shall NOT be reproduced except in full without the written consent of RIM Testing Services
Copyright 2005-2010, RIM Testing Services, a division of Research In Motion Limited

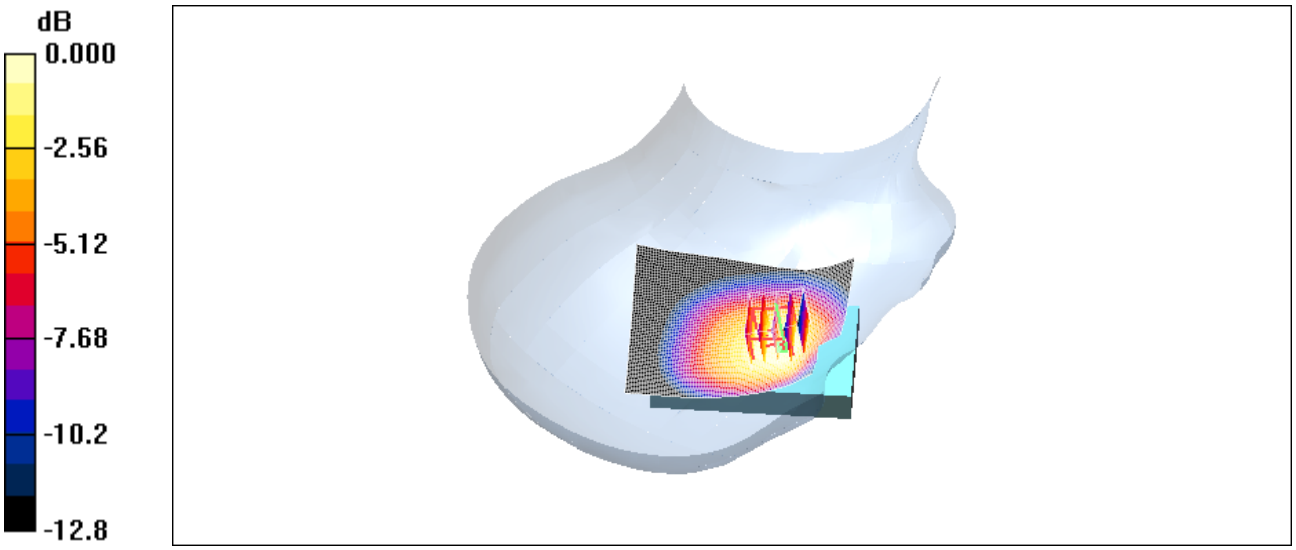

0 dB = 0.937mW/g

This report shall NOT be reproduced except in full without the written consent of RIM Testing Services
Copyright 2005-2010, RIM Testing Services, a division of Research In Motion Limited

Date/Time: 6/23/2010 12:53:34 AM

Test Laboratory: RIM Testing Services

RightHandSide_EDGE850_mid_chan_amb_temp_23.3_liq_temp_22.5C

DUT: BlackBerry Smartphone; Type: Sample ; Serial: 226DC9FE

Communication System: EDGE 850 (2slots); Frequency: 836.8 MHz;Duty Cycle: 1:4.2
Medium parameters used (interpolated): f = 836.8 MHz; σ = 0.861 mho/m; ε_r = 40.9; ρ = 1000 kg/m^3
Phantom section: Right Section

DASY4 Configuration:

- Probe: ES3DV3 - SN3225; ConvF(6.12, 6.12, 6.12); Calibrated: 12/11/2009
- Sensor-Surface: 4mm (Mechanical Surface Detection)
- Electronics: DAE3 Sn473; Calibrated: 1/4/2010
- Phantom: SAM 1; Type: SAM 4.0; Serial: 1076
- Measurement SW: DASY4, V4.7 Build 80; Postprocessing SW: SEMCAD, V1.8 Build 186

Touch position -/Area Scan (61x81x1): Measurement grid: dx=15mm, dy=15mm

Info: Interpolated medium parameters used for SAR evaluation.
Maximum value of SAR (interpolated) = 1.06 mW/g

Touch position -/Zoom Scan (5x5x7) (5x5x7)/Cube 0: Measurement grid: dx=7.5mm, dy=7.5mm, dz=5mm
Reference Value = 10.6 V/m; Power Drift = 0.083 dB
Peak SAR (extrapolated) = 1.25 W/kg
SAR(1 g) = 0.968 mW/g; SAR(10 g) = 0.691 mW/g

Info: Interpolated medium parameters used for SAR evaluation.

Maximum value of SAR (measured) = 1.00 mW/g

This report shall NOT be reproduced except in full without the written consent of RIM Testing Services
Copyright 2005-2010, RIM Testing Services, a division of Research In Motion Limited

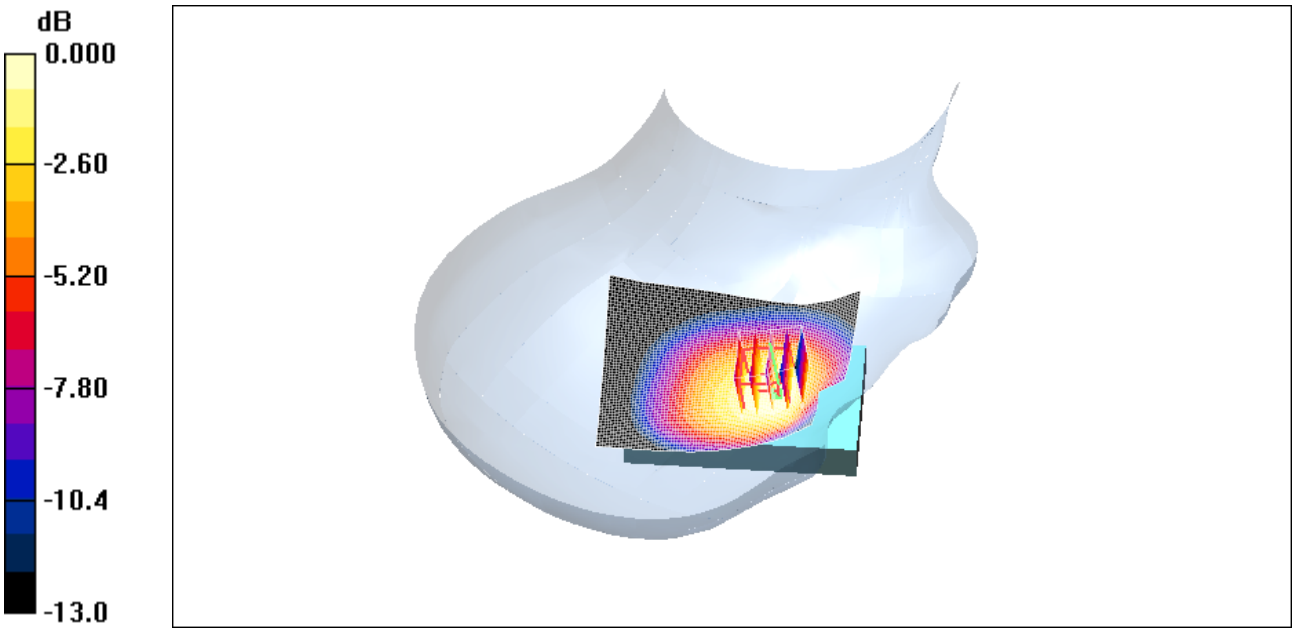

0 dB = 1.00mW/g

This report shall NOT be reproduced except in full without the written consent of RIM Testing Services
Copyright 2005-2010, RIM Testing Services, a division of Research In Motion Limited

Date/Time: 6/23/2010 1:28:50 AM

Test Laboratory: RIM Testing Services

RightHandSide_EDGE850_high_chan_amb_temp_23.0_liq_temp_22.2C

DUT: BlackBerry Smartphone; Type: Sample ; Serial: 226DC9FE

Communication System: EDGE 850 (2slots); Frequency: 848.8 MHz;Duty Cycle: 1:4.2
Medium parameters used (interpolated): f = 848.8 MHz; σ = 0.886 mho/m; ε_r = 40; ρ = 1000 kg/m^3
Phantom section: Right Section

DASY4 Configuration:

- Probe: ES3DV3 - SN3225; ConvF(6.12, 6.12, 6.12); Calibrated: 12/11/2009
- Sensor-Surface: 4mm (Mechanical Surface Detection)
- Electronics: DAE3 Sn473; Calibrated: 1/4/2010
- Phantom: SAM 1; Type: SAM 4.0; Serial: 1076
- Measurement SW: DASY4, V4.7 Build 80; Postprocessing SW: SEMCAD, V1.8 Build 186

Touch position -/Area Scan (61x81x1): Measurement grid: dx=15mm, dy=15mm

Info: Interpolated medium parameters used for SAR evaluation.
Maximum value of SAR (interpolated) = 1.21 mW/g

Touch position -/Zoom Scan (5x5x7) (5x5x7)/Cube 0: Measurement grid: dx=7.5mm, dy=7.5mm, dz=5mm
Reference Value = 11.1 V/m; Power Drift = 0.062 dB
Peak SAR (extrapolated) = 1.43 W/kg
SAR(1 g) = 1.1 mW/g; SAR(10 g) = 0.786 mW/g

Info: Interpolated medium parameters used for SAR evaluation.

Maximum value of SAR (measured) = 1.15 mW/g

This report shall NOT be reproduced except in full without the written consent of RIM Testing Services
Copyright 2005-2010, RIM Testing Services, a division of Research In Motion Limited

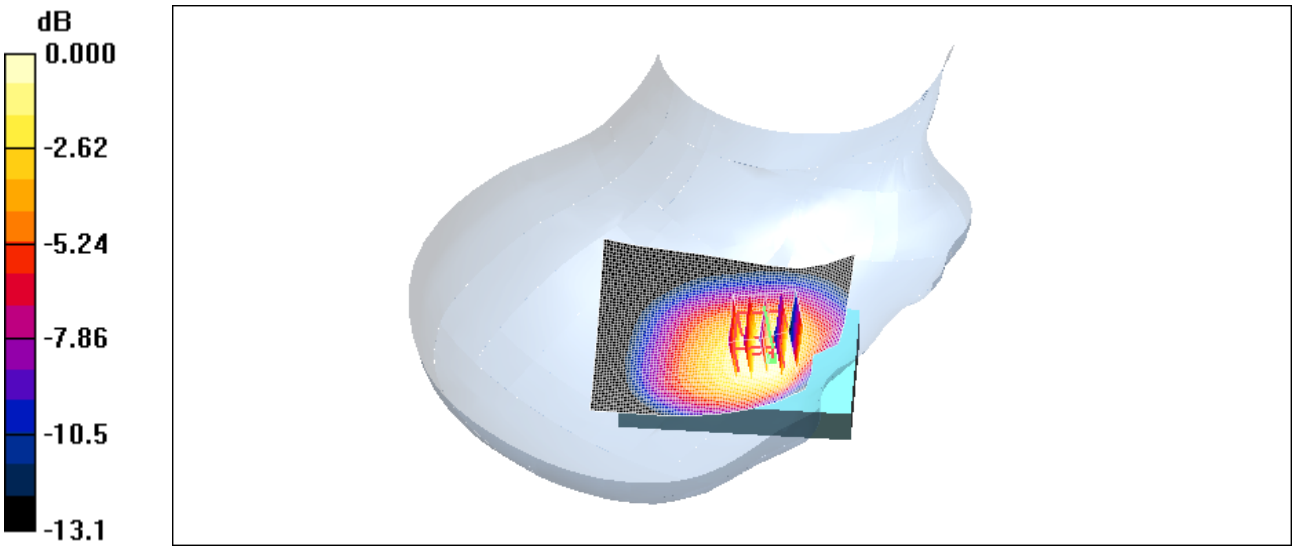

0 dB = 1.15mW/g

This report shall NOT be reproduced except in full without the written consent of RIM Testing Services
Copyright 2005-2010, RIM Testing Services, a division of Research In Motion Limited

Date/Time: 6/23/2010 10:00:25 AM

Test Laboratory: RIM Testing Services

RightHandSide_Tilt_EDGE850_high_chan_amb_temp_22.9_liq_temp_22.0C

DUT: BlackBerry Smartphone; Type: Sample ; Serial: 226DC9FE

Communication System: EDGE 850 (2slots); Frequency: 848.8 MHz;Duty Cycle: 1:4.2
Medium parameters used (interpolated): f = 848.8 MHz; σ = 0.886 mho/m; ε_r = 40; ρ = 1000 kg/m^3
Phantom section: Right Section
Measurement Standard: DASY4 (High Precision Assessment)

DASY4 Configuration:

- Probe: ES3DV3 - SN3225; ConvF(6.12, 6.12, 6.12); Calibrated: 12/11/2009
- Sensor-Surface: 4mm (Mechanical Surface Detection)
- Electronics: DAE3 Sn473; Calibrated: 1/4/2010
- Phantom: SAM 1; Type: SAM 4.0; Serial: 1076
- Measurement SW: DASY4, V4.7 Build 80; Postprocessing SW: SEMCAD, V1.8 Build 186

Touch position -/Area Scan (61x81x1): Measurement grid: dx=15mm, dy=15mm

Info: Interpolated medium parameters used for SAR evaluation.
Maximum value of SAR (interpolated) = 0.608 mW/g

Touch position -/Zoom Scan (5x5x7) (5x5x7)/Cube 0: Measurement grid: dx=7.5mm, dy=7.5mm, dz=5mm
Reference Value = 15.9 V/m; Power Drift = 0.105 dB
Peak SAR (extrapolated) = 0.725 W/kg
SAR(1 g) = 0.583 mW/g; SAR(10 g) = 0.440 mW/g

Info: Interpolated medium parameters used for SAR evaluation.
Maximum value of SAR (measured) = 0.610 mW/g

This report shall NOT be reproduced except in full without the written consent of RIM Testing Services
Copyright 2005-2010, RIM Testing Services, a division of Research In Motion Limited

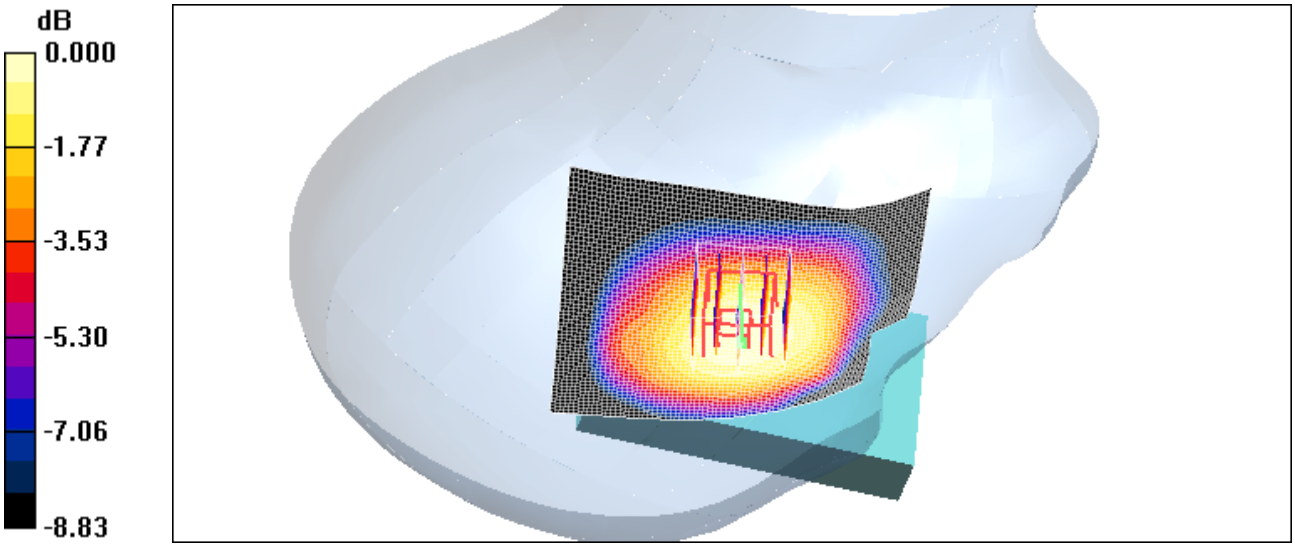

0 dB = 0.610mW/g

This report shall NOT be reproduced except in full without the written consent of RIM Testing Services
Copyright 2005-2010, RIM Testing Services, a division of Research In Motion Limited

Date/Time: 6/23/2010 9:42:25 AM

Test Laboratory: RIM Testing Services

RightHandSide_GSM850_high_chan_amb_temp_23.3_liq_temp_22.1C

DUT: BlackBerry Smartphone; Type: Sample ; Serial: 226DC9FE

Communication System: GSM 850; Frequency: 848.8 MHz;Duty Cycle: 1:8.3
Medium parameters used (interpolated): f = 848.8 MHz; σ = 0.886 mho/m; ε_r = 40; ρ = 1000 kg/m^3
Phantom section: Right Section
Measurement Standard: DASY4 (High Precision Assessment)

DASY4 Configuration:

- Probe: ES3DV3 - SN3225; ConvF(6.12, 6.12, 6.12); Calibrated: 12/11/2009
- Sensor-Surface: 4mm (Mechanical Surface Detection)
- Electronics: DAE3 Sn473; Calibrated: 1/4/2010
- Phantom: SAM 1; Type: SAM 4.0; Serial: 1076
- Measurement SW: DASY4, V4.7 Build 80; Postprocessing SW: SEMCAD, V1.8 Build 186

Touch position -/Area Scan (61x81x1): Measurement grid: dx=15mm, dy=15mm

Info: Interpolated medium parameters used for SAR evaluation.
Maximum value of SAR (interpolated) = 0.980 mW/g

Touch position -/Zoom Scan (5x5x7) (5x5x7)/Cube 0: Measurement grid: dx=7.5mm, dy=7.5mm, dz=5mm
Reference Value = 9.52 V/m; Power Drift = 0.048 dB
Peak SAR (extrapolated) = 1.15 W/kg
SAR(1 g) = 0.887 mW/g; SAR(10 g) = 0.633 mW/g

Info: Interpolated medium parameters used for SAR evaluation.

Maximum value of SAR (measured) = 0.927 mW/g

This report shall NOT be reproduced except in full without the written consent of RIM Testing Services
Copyright 2005-2010, RIM Testing Services, a division of Research In Motion Limited

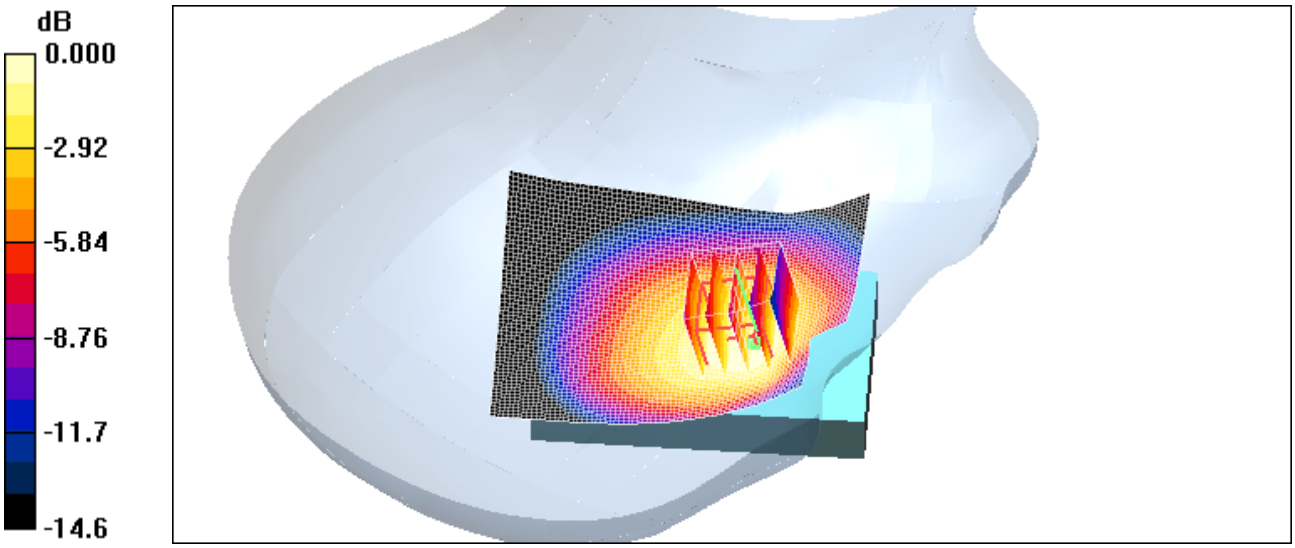

0 dB = 0.927mW/g

This report shall NOT be reproduced except in full without the written consent of RIM Testing Services
Copyright 2005-2010, RIM Testing Services, a division of Research In Motion Limited

Date/Time: 6/23/2010 10:31:39 AM

Test Laboratory: RIM Testing Services

LeftHandSide_EDGE850_low_chan_amb_temp_22.6_liq_temp_21.8C

DUT: BlackBerry Smartphone; Type: Sample ; Serial: 226DC9FE

Communication System: EDGE 850 (2slots); Frequency: 824.2 MHz;Duty Cycle: 1:4.2
Medium parameters used: f = 825 MHz; σ = 0.842 mho/m; ε_r = 41.8; ρ = 1000 kg/m^3
Phantom section: Left Section
Measurement Standard: DASY4 (High Precision Assessment)

DASY4 Configuration:

- Probe: ES3DV3 - SN3225; ConvF(6.12, 6.12, 6.12); Calibrated: 12/11/2009
- Sensor-Surface: 4mm (Mechanical Surface Detection)
- Electronics: DAE3 Sn473; Calibrated: 1/4/2010
- Phantom: SAM 1; Type: SAM 4.0; Serial: 1076
- Measurement SW: DASY4, V4.7 Build 80; Postprocessing SW: SEMCAD, V1.8 Build 186

Touch position -/Area Scan (61x81x1): Measurement grid: dx=15mm, dy=15mm
Maximum value of SAR (interpolated) = 0.899 mW/g

Touch position -/Zoom Scan (5x5x7) (5x5x7)/Cube 0: Measurement grid: dx=7.5mm, dy=7.5mm, dz=5mm
Reference Value = 8.26 V/m; Power Drift = 0.141 dB
Peak SAR (extrapolated) = 1.16 W/kg
SAR(1 g) = 0.833 mW/g; SAR(10 g) = 0.584 mW/g
Maximum value of SAR (measured) = 0.884 mW/g

This report shall NOT be reproduced except in full without the written consent of RIM Testing Services
Copyright 2005-2010, RIM Testing Services, a division of Research In Motion Limited

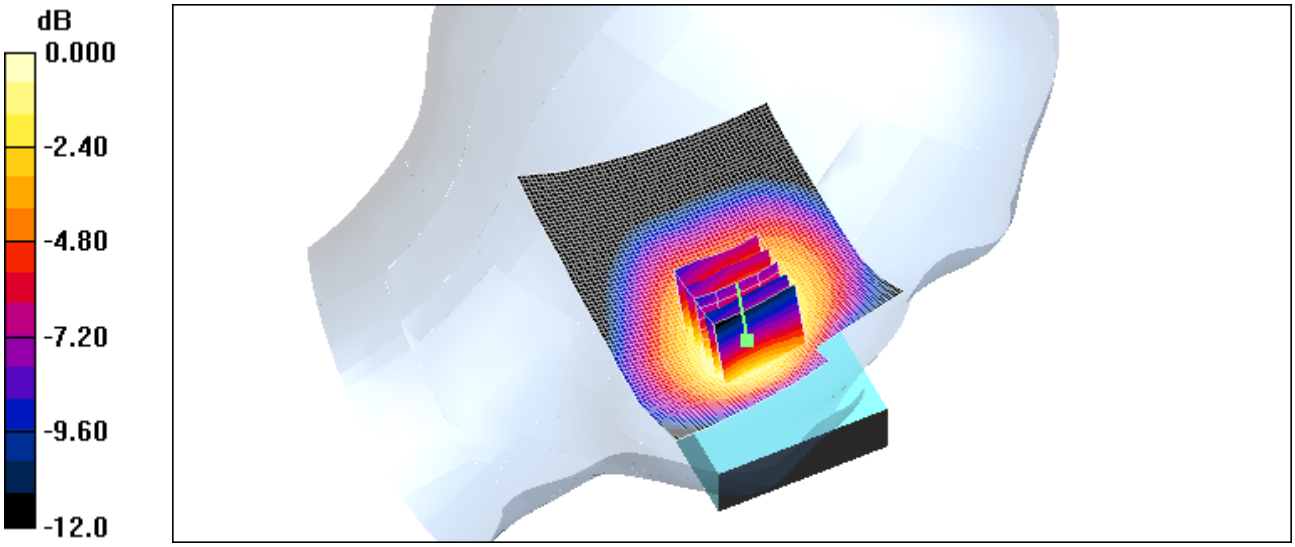

0 dB = 0.884mW/g

This report shall NOT be reproduced except in full without the written consent of RIM Testing Services
Copyright 2005-2010, RIM Testing Services, a division of Research In Motion Limited

Date/Time: 6/23/2010 10:50:53 AM

Test Laboratory: RIM Testing Services

LeftHandSide_EDGE850_mid_chan_amb_temp_22.8_liq_temp_22.0C

DUT: BlackBerry Smartphone; Type: Sample ; Serial: 226DC9FE

Communication System: EDGE 850 (2slots); Frequency: 836.8 MHz;Duty Cycle: 1:4.2
Medium parameters used (interpolated): f = 836.8 MHz; σ = 0.861 mho/m; ε_r = 40.9; ρ = 1000 kg/m^3
Phantom section: Left Section
Measurement Standard: DASY4 (High Precision Assessment)

DASY4 Configuration:

- Probe: ES3DV3 - SN3225; ConvF(6.12, 6.12, 6.12); Calibrated: 12/11/2009
- Sensor-Surface: 4mm (Mechanical Surface Detection)
- Electronics: DAE3 Sn473; Calibrated: 1/4/2010
- Phantom: SAM 1; Type: SAM 4.0; Serial: 1076
- Measurement SW: DASY4, V4.7 Build 80; Postprocessing SW: SEMCAD, V1.8 Build 186

Touch position -/Area Scan (61x81x1): Measurement grid: dx=15mm, dy=15mm

Info: Interpolated medium parameters used for SAR evaluation.
Maximum value of SAR (interpolated) = 0.936 mW/g

Touch position -/Zoom Scan (5x5x7) (5x5x7)/Cube 0: Measurement grid: dx=7.5mm, dy=7.5mm, dz=5mm
Reference Value = 8.08 V/m; Power Drift = 0.053 dB
Peak SAR (extrapolated) = 1.26 W/kg
SAR(1 g) = 0.880 mW/g; SAR(10 g) = 0.617 mW/g

Info: Interpolated medium parameters used for SAR evaluation.
Maximum value of SAR (measured) = 0.933 mW/g

This report shall NOT be reproduced except in full without the written consent of RIM Testing Services
Copyright 2005-2010, RIM Testing Services, a division of Research In Motion Limited

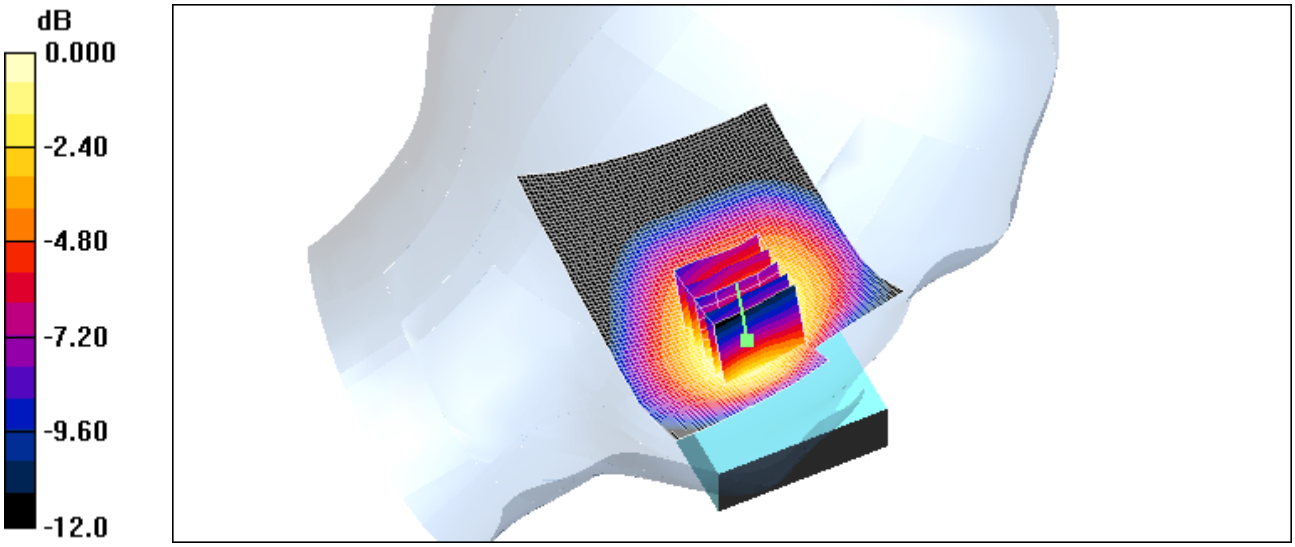

0 dB = 0.933mW/g

This report shall NOT be reproduced except in full without the written consent of RIM Testing Services
Copyright 2005-2010, RIM Testing Services, a division of Research In Motion Limited

Date/Time: 6/23/2010 11:07:34 AM

Test Laboratory: RIM Testing Services

LeftHandSide_EDGE850_high_chan_amb_temp_23.0_liq_temp_22.2C

DUT: BlackBerry Smartphone; Type: Sample ; Serial: 226DC9FE

Communication System: EDGE 850 (2slots); Frequency: 848.8 MHz;Duty Cycle: 1:4.2
Medium parameters used (interpolated): f = 848.8 MHz; σ = 0.886 mho/m; ε_r = 40; ρ = 1000 kg/m^3
Phantom section: Left Section
Measurement Standard: DASY4 (High Precision Assessment)

DASY4 Configuration:

- Probe: ES3DV3 - SN3225; ConvF(6.12, 6.12, 6.12); Calibrated: 12/11/2009
- Sensor-Surface: 4mm (Mechanical Surface Detection)
- Electronics: DAE3 Sn473; Calibrated: 1/4/2010
- Phantom: SAM 1; Type: SAM 4.0; Serial: 1076
- Measurement SW: DASY4, V4.7 Build 80; Postprocessing SW: SEMCAD, V1.8 Build 186

Touch position -/Area Scan (61x81x1): Measurement grid: dx=15mm, dy=15mm

Info: Interpolated medium parameters used for SAR evaluation.
Maximum value of SAR (interpolated) = 1.07 mW/g

Touch position -/Zoom Scan (5x5x7) (5x5x7)/Cube 0: Measurement grid: dx=7.5mm, dy=7.5mm, dz=5mm
Reference Value = 8.88 V/m; Power Drift = 0.004 dB
Peak SAR (extrapolated) = 1.41 W/kg
SAR(1 g) = 1.01 mW/g; SAR(10 g) = 0.708 mW/g

Info: Interpolated medium parameters used for SAR evaluation.
Maximum value of SAR (measured) = 1.08 mW/g

This report shall NOT be reproduced except in full without the written consent of RIM Testing Services
Copyright 2005-2010, RIM Testing Services, a division of Research In Motion Limited

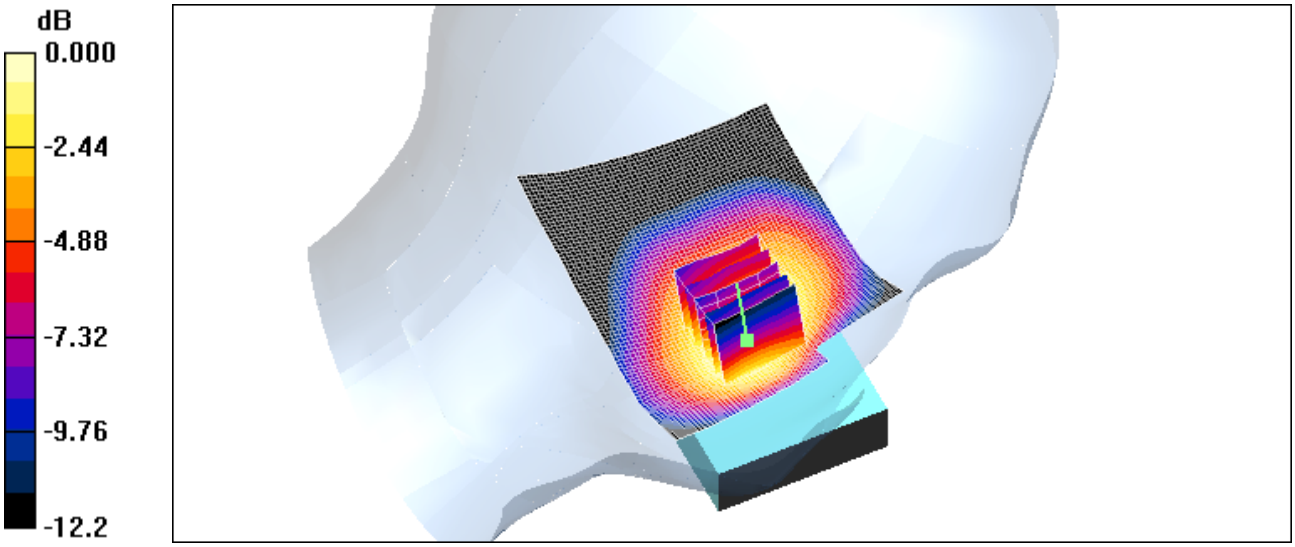

0 dB = 1.08mW/g

This report shall NOT be reproduced except in full without the written consent of RIM Testing Services
Copyright 2005-2010, RIM Testing Services, a division of Research In Motion Limited

Date/Time: 6/23/2010 11:46:32 AM

Test Laboratory: RIM Testing Services

LeftHandSide_Tilt_EDGE850_high_chan_amb_temp_23.5_liq_temp_22.1C

DUT: BlackBerry Smartphone; Type: Sample ; Serial: 226DC9FE

Communication System: EDGE 850 (2slots); Frequency: 848.8 MHz;Duty Cycle: 1:4.2
Medium parameters used (interpolated): f = 848.8 MHz; σ = 0.886 mho/m; ε_r = 40; ρ = 1000 kg/m^3
Phantom section: Left Section
Measurement Standard: DASY4 (High Precision Assessment)

DASY4 Configuration:

- Probe: ES3DV3 - SN3225; ConvF(6.12, 6.12, 6.12); Calibrated: 12/11/2009
- Sensor-Surface: 4mm (Mechanical Surface Detection)
- Electronics: DAE3 Sn473; Calibrated: 1/4/2010
- Phantom: SAM 1; Type: SAM 4.0; Serial: 1076
- Measurement SW: DASY4, V4.7 Build 80; Postprocessing SW: SEMCAD, V1.8 Build 186

Touch position -/Area Scan (61x81x1): Measurement grid: dx=15mm, dy=15mm

Info: Interpolated medium parameters used for SAR evaluation.
Maximum value of SAR (interpolated) = 0.674 mW/g

Touch position -/Zoom Scan (5x5x7) (5x5x7)/Cube 0: Measurement grid: dx=7.5mm, dy=7.5mm, dz=5mm
Reference Value = 14.6 V/m; Power Drift = 0.107 dB
Peak SAR (extrapolated) = 0.780 W/kg
SAR(1 g) = 0.634 mW/g; SAR(10 g) = 0.479 mW/g

Info: Interpolated medium parameters used for SAR evaluation.
Maximum value of SAR (measured) = 0.668 mW/g

This report shall NOT be reproduced except in full without the written consent of RIM Testing Services
Copyright 2005-2010, RIM Testing Services, a division of Research In Motion Limited

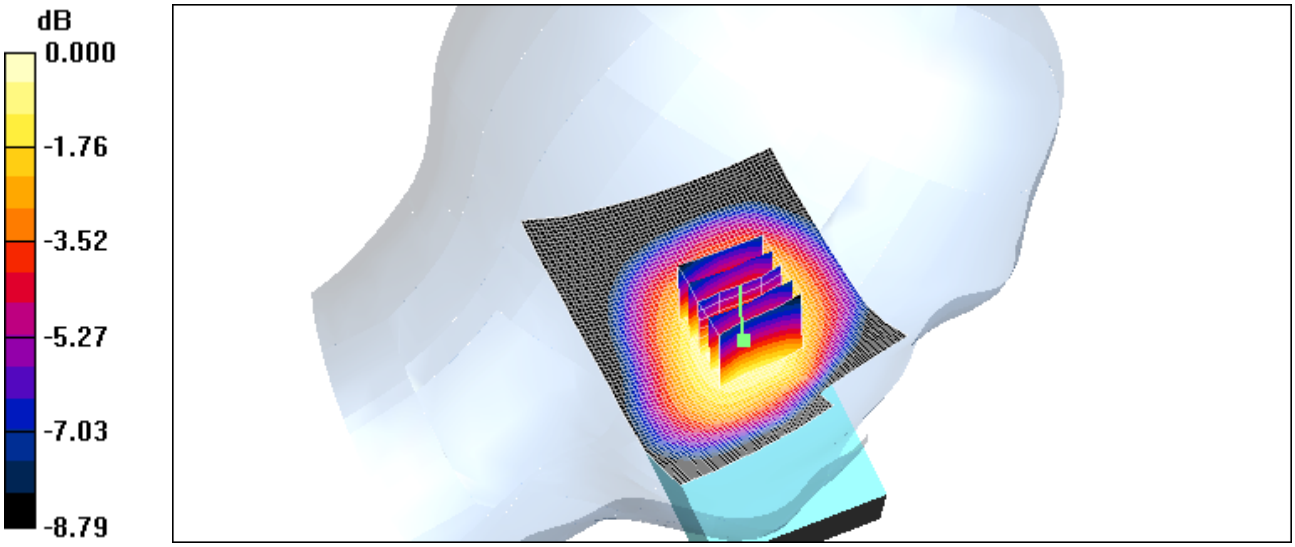

0 dB = 0.668mW/g

This report shall NOT be reproduced except in full without the written consent of RIM Testing Services
Copyright 2005-2010, RIM Testing Services, a division of Research In Motion Limited

Date/Time: 6/15/2010 4:44:32 PM

Test Laboratory: RIM Testing Services

RightHandSide_UMTS_band_IV_low_chan_amb_temp_22.9_liq_temp_21.9C

DUT: BlackBerry Smartphone; Type: Sample ; Serial: 226DC9FE

Communication System: WCDMA FDD IV; Frequency: 1712.4 MHz;Duty Cycle: 1:1
Medium parameters used (interpolated): f = 1712.4 MHz; σ = 1.28 mho/m; ε_r = 41.8; ρ = 1000 kg/m^3
Phantom section: Right Section

DASY4 Configuration:

- Probe: ES3DV3 - SN3225; ConvF(5.14, 5.14, 5.14); Calibrated: 12/11/2009
- Sensor-Surface: 4mm (Mechanical Surface Detection)
- Electronics: DAE3 Sn473; Calibrated: 1/4/2010
- Phantom: SAM 1; Type: SAM 4.0; Serial: 1076
- Measurement SW: DASY4, V4.7 Build 80; Postprocessing SW: SEMCAD, V1.8 Build 186

Touch position -/Area Scan (51x81x1): Measurement grid: dx=15mm, dy=15mm

Info: Interpolated medium parameters used for SAR evaluation.
Maximum value of SAR (interpolated) = 0.860 mW/g

Touch position -/Zoom Scan (5x5x7) (5x5x7)/Cube 0: Measurement grid: dx=7.5mm, dy=7.5mm, dz=5mm
Reference Value = 11.3 V/m; Power Drift = -0.060 dB
Peak SAR (extrapolated) = 1.23 W/kg
SAR(1 g) = 0.709 mW/g; SAR(10 g) = 0.350 mW/g

Info: Interpolated medium parameters used for SAR evaluation.
Maximum value of SAR (measured) = 0.794 mW/g

This report shall NOT be reproduced except in full without the written consent of RIM Testing Services
Copyright 2005-2010, RIM Testing Services, a division of Research In Motion Limited

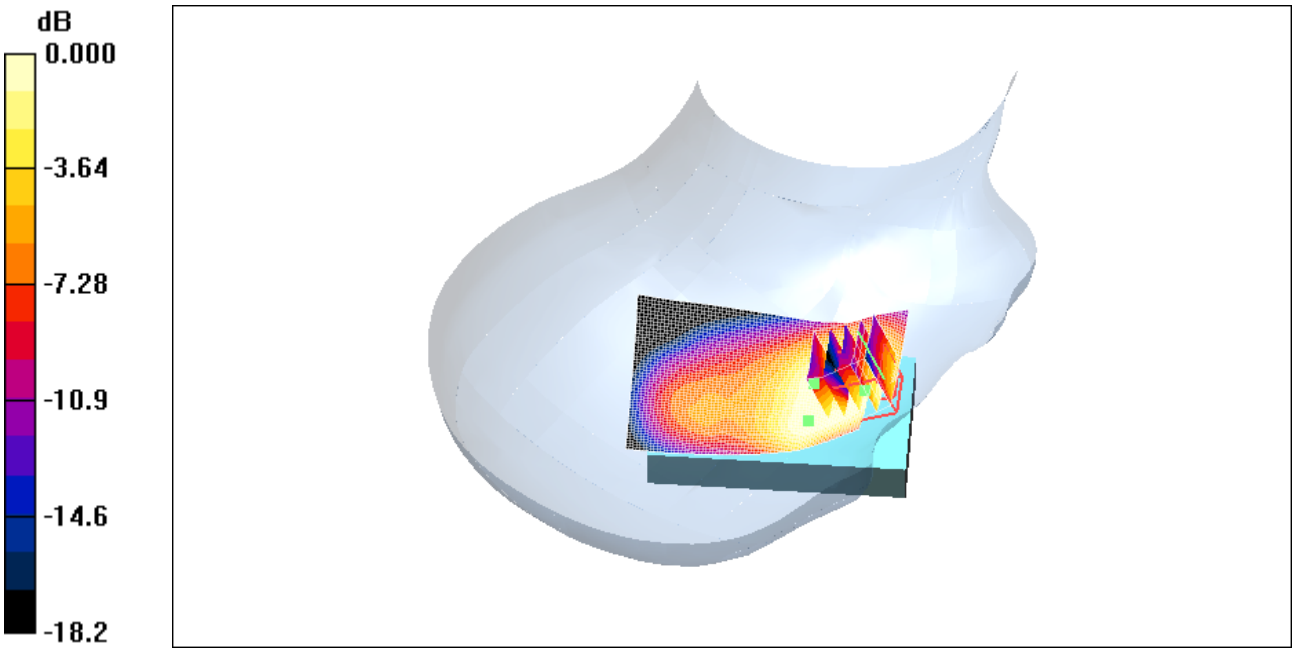

0 dB = 0.794mW/g

This report shall NOT be reproduced except in full without the written consent of RIM Testing Services
Copyright 2005-2010, RIM Testing Services, a division of Research In Motion Limited

Date/Time: 6/15/2010 4:59:01 PM

Test Laboratory: RIM Testing Services

RightHandSide_UMTS_band_IV_mid_chan_amb_temp_23.1_liq_temp_22.1C

DUT: BlackBerry Smartphone; Type: Sample ; Serial: 226DC9FE

Communication System: WCDMA FDD IV; Frequency: 1732.6 MHz;Duty Cycle: 1:1
Medium parameters used (interpolated): f = 1732.6 MHz; σ = 1.3 mho/m; ε_r = 41.7; ρ = 1000 kg/m^3
Phantom section: Right Section

DASY4 Configuration:

- Probe: ES3DV3 - SN3225; ConvF(5.14, 5.14, 5.14); Calibrated: 12/11/2009
- Sensor-Surface: 4mm (Mechanical Surface Detection)
- Electronics: DAE3 Sn473; Calibrated: 1/4/2010
- Phantom: SAM 1; Type: SAM 4.0; Serial: 1076
- Measurement SW: DASY4, V4.7 Build 80; Postprocessing SW: SEMCAD, V1.8 Build 186

Touch position -/Area Scan (51x81x1): Measurement grid: dx=15mm, dy=15mm

Info: Interpolated medium parameters used for SAR evaluation.
Maximum value of SAR (interpolated) = 0.948 mW/g

Touch position -/Zoom Scan (5x5x7) (5x5x7)/Cube 0: Measurement grid: dx=7.5mm, dy=7.5mm, dz=5mm
Reference Value = 11.9 V/m; Power Drift = 0.010 dB
Peak SAR (extrapolated) = 1.39 W/kg
SAR(1 g) = 0.802 mW/g; SAR(10 g) = 0.389 mW/g

Info: Interpolated medium parameters used for SAR evaluation.
Maximum value of SAR (measured) = 0.903 mW/g

This report shall NOT be reproduced except in full without the written consent of RIM Testing Services
Copyright 2005-2010, RIM Testing Services, a division of Research In Motion Limited

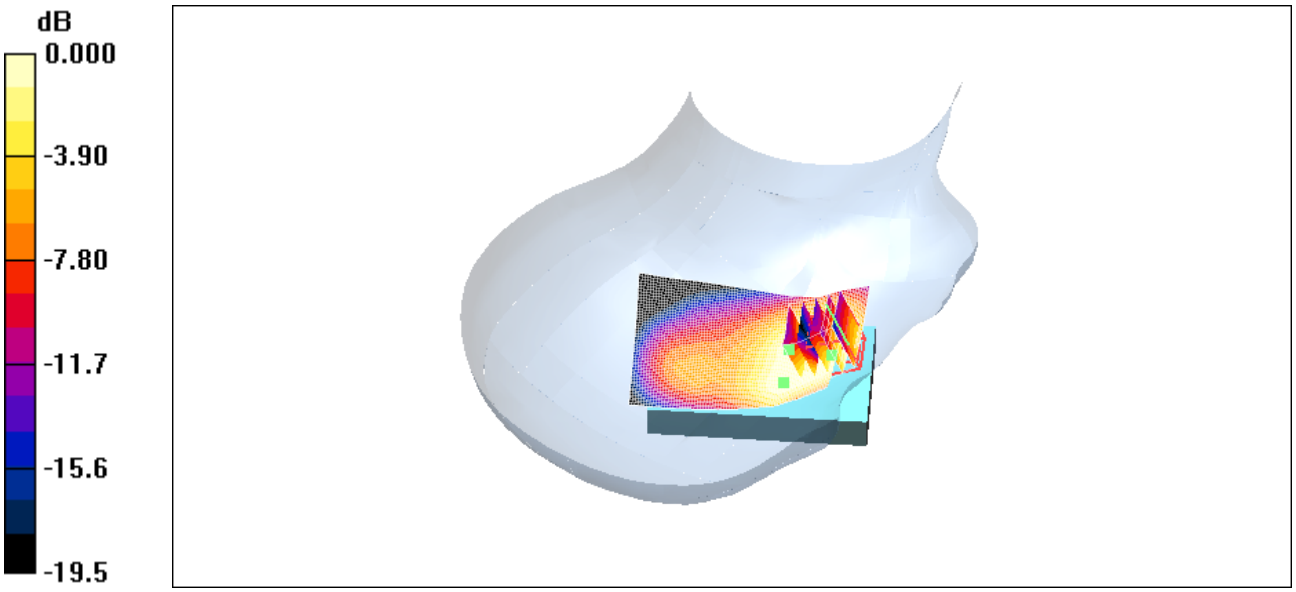

0 dB = 0.903mW/g

This report shall NOT be reproduced except in full without the written consent of RIM Testing Services
Copyright 2005-2010, RIM Testing Services, a division of Research In Motion Limited

Date/Time: 6/15/2010 5:12:28 PM

Test Laboratory: RIM Testing Services

RightHandSide_UMTS_band_IV_high_chan_amb_temp_23.2_liq_temp_22.2C

DUT: BlackBerry Smartphone; Type: Sample ; Serial: 226DC9FE

Communication System: WCDMA FDD IV; Frequency: 1752.6 MHz;Duty Cycle: 1:1
Medium parameters used (interpolated): f = 1752.6 MHz; σ = 1.31 mho/m; ε_r = 41.6; ρ = 1000 kg/m^3
Phantom section: Right Section

DASY4 Configuration:

- Probe: ES3DV3 - SN3225; ConvF(5.14, 5.14, 5.14); Calibrated: 12/11/2009
- Sensor-Surface: 4mm (Mechanical Surface Detection)
- Electronics: DAE3 Sn473; Calibrated: 1/4/2010
- Phantom: SAM 1; Type: SAM 4.0; Serial: 1076
- Measurement SW: DASY4, V4.7 Build 80; Postprocessing SW: SEMCAD, V1.8 Build 186

Touch position -/Area Scan (51x81x1): Measurement grid: dx=15mm, dy=15mm

Info: Interpolated medium parameters used for SAR evaluation.
Maximum value of SAR (interpolated) = 0.946 mW/g

Touch position -/Zoom Scan (5x5x7) (5x5x7)/Cube 0: Measurement grid: dx=7.5mm, dy=7.5mm, dz=5mm
Reference Value = 12.3 V/m; Power Drift = 0.051 dB
Peak SAR (extrapolated) = 1.23 W/kg
SAR(1 g) = 0.881 mW/g; SAR(10 g) = 0.556 mW/g

Info: Interpolated medium parameters used for SAR evaluation.
Maximum value of SAR (measured) = 0.932 mW/g

This report shall NOT be reproduced except in full without the written consent of RIM Testing Services
Copyright 2005-2010, RIM Testing Services, a division of Research In Motion Limited

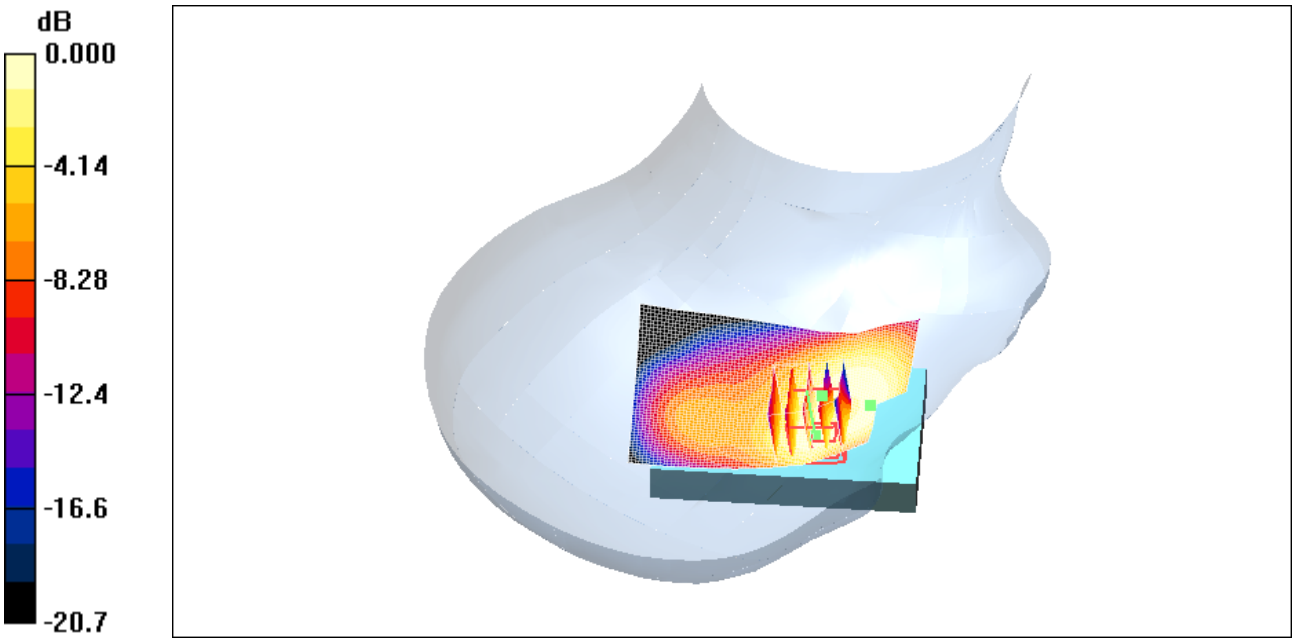

0 dB = 0.932mW/g

This report shall NOT be reproduced except in full without the written consent of RIM Testing Services
Copyright 2005-2010, RIM Testing Services, a division of Research In Motion Limited

Date/Time: 6/15/2010 5:31:27 PM

Test Laboratory: RIM Testing Services

RightHandSide_Tilt_UMTS_band_IV_high_chan_amb_temp_23.1_liq_temp_22.1C

DUT: BlackBerry Smartphone; Type: Sample ; Serial: 226DC9FE

Communication System: WCDMA FDD IV; Frequency: 1752.6 MHz;Duty Cycle: 1:1
Medium parameters used (interpolated): f = 1752.6 MHz; σ = 1.31 mho/m; ε_r = 41.6; ρ = 1000 kg/m^3
Phantom section: Right Section

DASY4 Configuration:

- Probe: ES3DV3 - SN3225; ConvF(5.14, 5.14, 5.14); Calibrated: 12/11/2009
- Sensor-Surface: 4mm (Mechanical Surface Detection)
- Electronics: DAE3 Sn473; Calibrated: 1/4/2010
- Phantom: SAM 1; Type: SAM 4.0; Serial: 1076
- Measurement SW: DASY4, V4.7 Build 80; Postprocessing SW: SEMCAD, V1.8 Build 186

Touch position -/Area Scan (51x81x1): Measurement grid: dx=15mm, dy=15mm

Info: Interpolated medium parameters used for SAR evaluation.
Maximum value of SAR (interpolated) = 0.386 mW/g

Touch position -/Zoom Scan (5x5x7) (5x5x7)/Cube 0: Measurement grid: dx=7.5mm, dy=7.5mm, dz=5mm
Reference Value = 16.1 V/m; Power Drift = 0.028 dB
Peak SAR (extrapolated) = 0.514 W/kg
SAR(1 g) = 0.342 mW/g; SAR(10 g) = 0.203 mW/g

Info: Interpolated medium parameters used for SAR evaluation.
Maximum value of SAR (measured) = 0.378 mW/g

This report shall NOT be reproduced except in full without the written consent of RIM Testing Services
Copyright 2005-2010, RIM Testing Services, a division of Research In Motion Limited

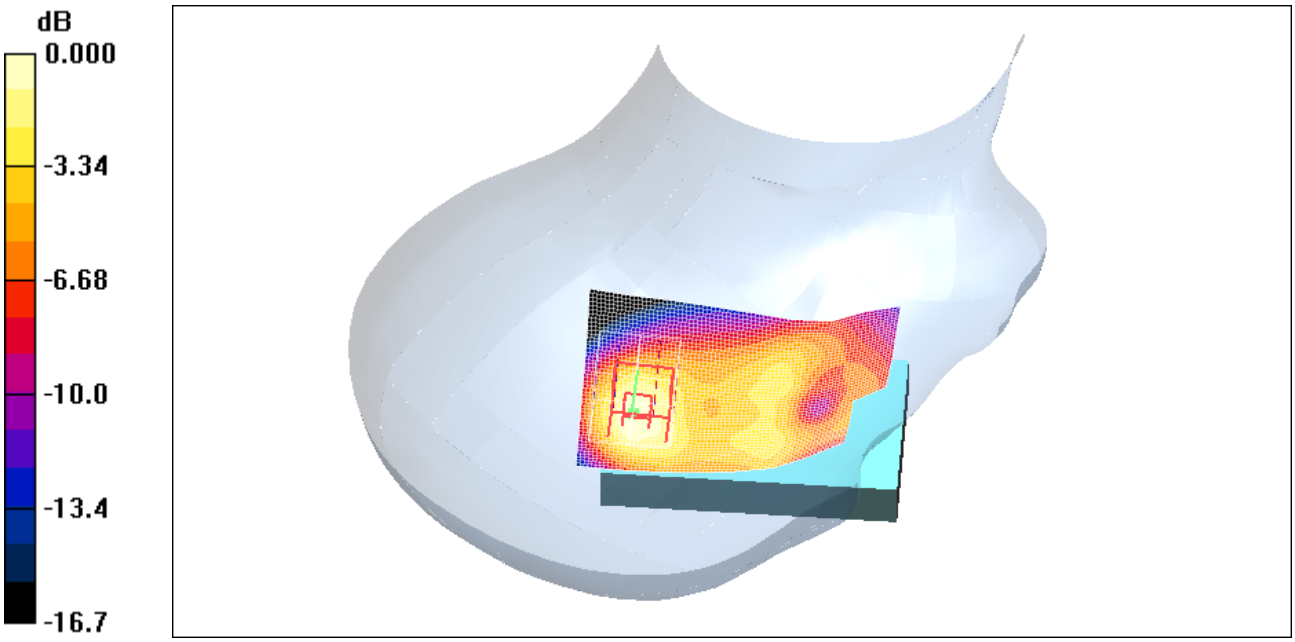

0 dB = 0.378mW/g

This report shall NOT be reproduced except in full without the written consent of RIM Testing Services
Copyright 2005-2010, RIM Testing Services, a division of Research In Motion Limited

Date/Time: 6/15/2010 2:56:39 PM

Test Laboratory: RIM Testing Services

LeftHandSide_UMTS_band_IV_low_chan_amb_temp_22.5_liq_temp_21.4C

DUT: BlackBerry Smartphone; Type: Sample ; Serial: 226DC9FE

Communication System: WCDMA FDD IV; Frequency: 1712.4 MHz;Duty Cycle: 1:1
Medium parameters used (interpolated): f = 1712.4 MHz; σ = 1.28 mho/m; ε_r = 41.8; ρ = 1000 kg/m^3
Phantom section: Left Section
Measurement Standard: DASY4 (High Precision Assessment)

DASY4 Configuration:

- Probe: ES3DV3 - SN3225; ConvF(5.14, 5.14, 5.14); Calibrated: 12/11/2009
- Sensor-Surface: 4mm (Mechanical Surface Detection)
- Electronics: DAE3 Sn473; Calibrated: 1/4/2010
- Phantom: SAM 1; Type: SAM 4.0; Serial: 1076
- Measurement SW: DASY4, V4.7 Build 80; Postprocessing SW: SEMCAD, V1.8 Build 186

Touch position -/Area Scan (61x81x1): Measurement grid: dx=15mm, dy=15mm

Info: Interpolated medium parameters used for SAR evaluation.
Maximum value of SAR (interpolated) = 1.02 mW/g

Touch position -/Zoom Scan (5x5x7) (5x5x7)/Cube 0: Measurement grid: dx=7.5mm, dy=7.5mm, dz=5mm
Reference Value = 10.1 V/m; Power Drift = 0.043 dB
Peak SAR (extrapolated) = 1.43 W/kg
SAR(1 g) = 0.950 mW/g; SAR(10 g) = 0.548 mW/g

Info: Interpolated medium parameters used for SAR evaluation.

Maximum value of SAR (measured) = 1.03 mW/g

This report shall NOT be reproduced except in full without the written consent of RIM Testing Services
Copyright 2005-2010, RIM Testing Services, a division of Research In Motion Limited

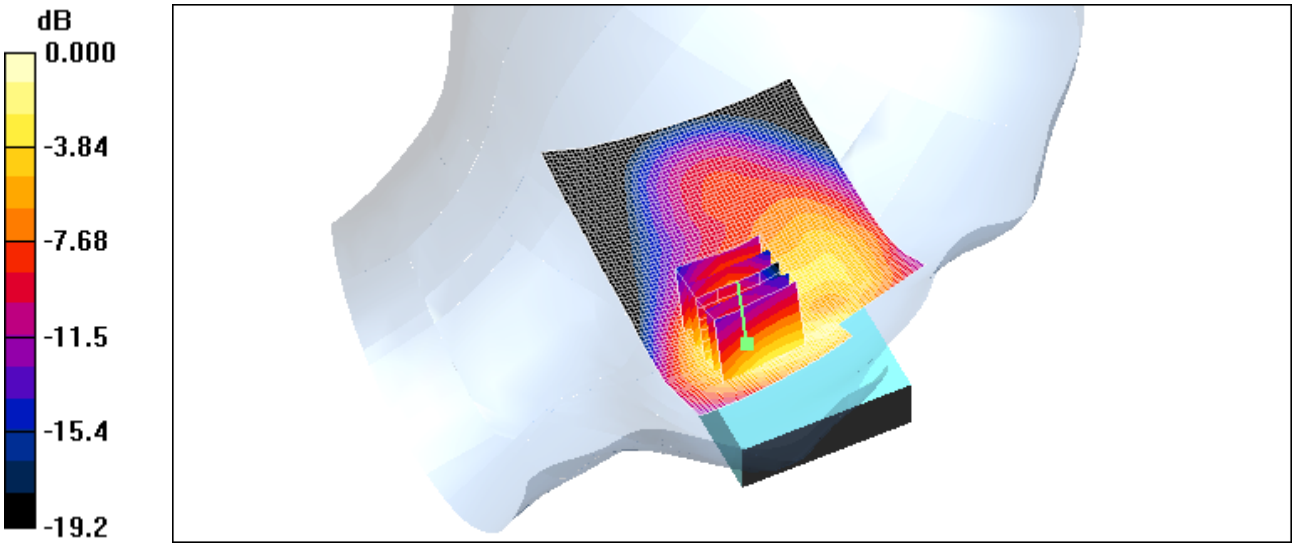

0 dB = 1.03mW/g

This report shall NOT be reproduced except in full without the written consent of RIM Testing Services
Copyright 2005-2010, RIM Testing Services, a division of Research In Motion Limited

Date/Time: 6/15/2010 3:15:10 PM

Test Laboratory: RIM Testing Services

LeftHandSide_UMTS_band_IV_mid_chan_amb_temp_22.9_liq_temp_21.5C

DUT: BlackBerry Smartphone; Type: Sample ; Serial: 226DC9FE

Communication System: WCDMA FDD IV; Frequency: 1732.6 MHz;Duty Cycle: 1:1
Medium parameters used (interpolated): f = 1732.6 MHz; σ = 1.3 mho/m; ε_r = 41.7; ρ = 1000 kg/m^3
Phantom section: Left Section
Measurement Standard: DASY4 (High Precision Assessment)

DASY4 Configuration:

- Probe: ES3DV3 - SN3225; ConvF(5.14, 5.14, 5.14); Calibrated: 12/11/2009
- Sensor-Surface: 4mm (Mechanical Surface Detection)
- Electronics: DAE3 Sn473; Calibrated: 1/4/2010
- Phantom: SAM 1; Type: SAM 4.0; Serial: 1076
- Measurement SW: DASY4, V4.7 Build 80; Postprocessing SW: SEMCAD, V1.8 Build 186

Touch position -/Area Scan (61x81x1): Measurement grid: dx=15mm, dy=15mm

Info: Interpolated medium parameters used for SAR evaluation.
Maximum value of SAR (interpolated) = 1.23 mW/g

Touch position -/Zoom Scan (5x5x7) (5x5x7)/Cube 0: Measurement grid: dx=7.5mm, dy=7.5mm, dz=5mm
Reference Value = 11.2 V/m; Power Drift = 0.001 dB
Peak SAR (extrapolated) = 1.73 W/kg
SAR(1 g) = 1.14 mW/g; SAR(10 g) = 0.651 mW/g

Info: Interpolated medium parameters used for SAR evaluation.

Maximum value of SAR (measured) = 1.23 mW/g

This report shall NOT be reproduced except in full without the written consent of RIM Testing Services
Copyright 2005-2010, RIM Testing Services, a division of Research In Motion Limited

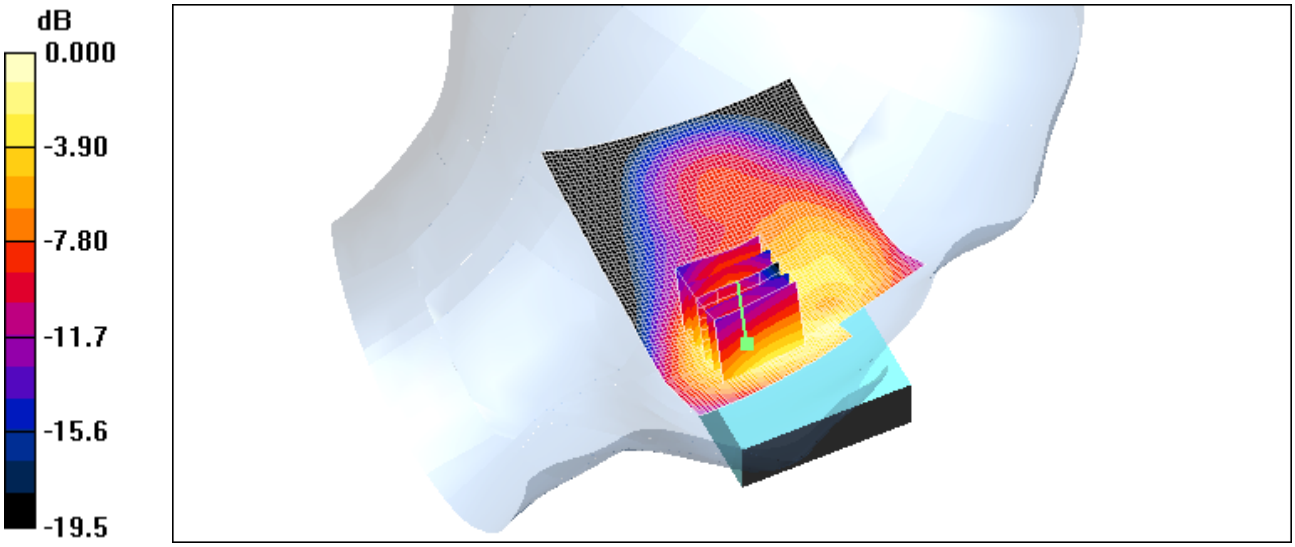

0 dB = 1.23mW/g

This report shall NOT be reproduced except in full without the written consent of RIM Testing Services
Copyright 2005-2010, RIM Testing Services, a division of Research In Motion Limited

Date/Time: 6/15/2010 3:29:41 PM

Test Laboratory: RIM Testing Services

LeftHandSide_UMTS_band_IV_high_chan_amb_temp_22.9_liq_temp_21.7C

DUT: BlackBerry Smartphone; Type: Sample ; Serial: 226DC9FE

Communication System: WCDMA FDD IV; Frequency: 1752.6 MHz;Duty Cycle: 1:1
Medium parameters used (interpolated): f = 1752.6 MHz; σ = 1.31 mho/m; ε_r = 41.6; ρ = 1000 kg/m^3
Phantom section: Left Section
Measurement Standard: DASY4 (High Precision Assessment)

DASY4 Configuration:

- Probe: ES3DV3 - SN3225; ConvF(5.14, 5.14, 5.14); Calibrated: 12/11/2009
- Sensor-Surface: 4mm (Mechanical Surface Detection)
- Electronics: DAE3 Sn473; Calibrated: 1/4/2010
- Phantom: SAM 1; Type: SAM 4.0; Serial: 1076
- Measurement SW: DASY4, V4.7 Build 80; Postprocessing SW: SEMCAD, V1.8 Build 186

Touch position -/Area Scan (61x81x1): Measurement grid: dx=15mm, dy=15mm

Info: Interpolated medium parameters used for SAR evaluation.
Maximum value of SAR (interpolated) = 1.30 mW/g

Touch position -/Zoom Scan (5x5x7) (5x5x7)/Cube 0: Measurement grid: dx=7.5mm, dy=7.5mm, dz=5mm
Reference Value = 12.0 V/m; Power Drift = 0.081 dB
Peak SAR (extrapolated) = 1.80 W/kg
SAR(1 g) = 1.19 mW/g; SAR(10 g) = 0.688 mW/g

Info: Interpolated medium parameters used for SAR evaluation.

Maximum value of SAR (measured) = 1.31 mW/g

This report shall NOT be reproduced except in full without the written consent of RIM Testing Services
Copyright 2005-2010, RIM Testing Services, a division of Research In Motion Limited

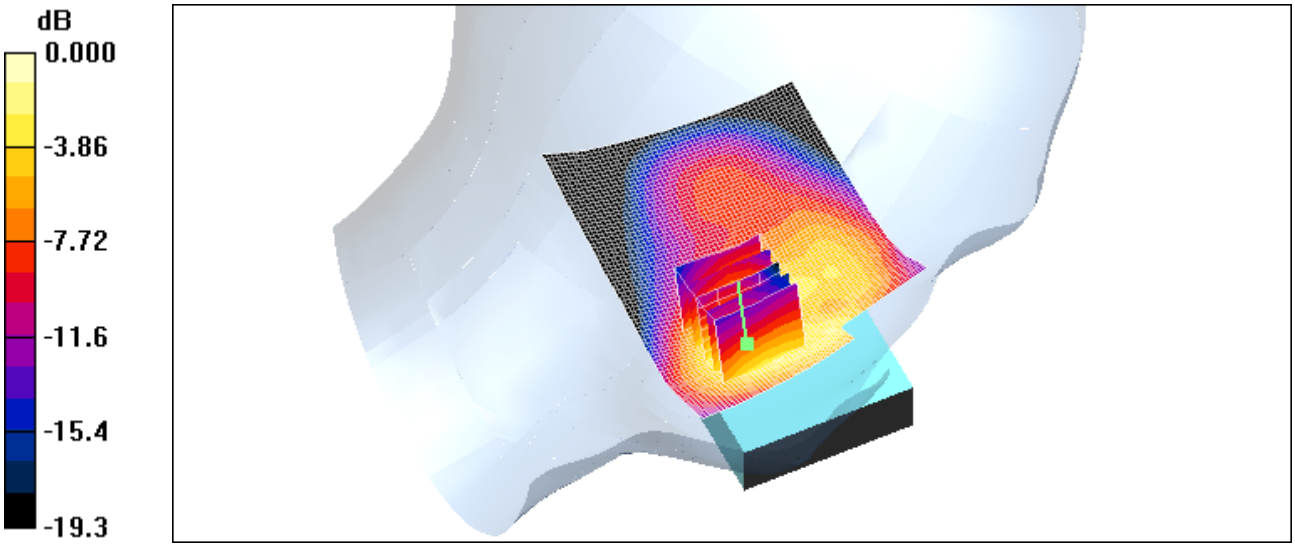

0 dB = 1.31mW/g

This report shall NOT be reproduced except in full without the written consent of RIM Testing Services
Copyright 2005-2010, RIM Testing Services, a division of Research In Motion Limited

Date/Time: 6/15/2010 3:46:12 PM

Test Laboratory: RIM Testing Services

LeftHandSide_Tilt_UMTS_band_IV_high_chan_amb_temp_22.8_liq_temp_21.6C

DUT: BlackBerry Smartphone; Type: Sample ; Serial: 226DC9FE

Communication System: WCDMA FDD IV; Frequency: 1752.6 MHz;Duty Cycle: 1:1
Medium parameters used (interpolated): f = 1752.6 MHz; σ = 1.31 mho/m; ε_r = 41.6; ρ = 1000 kg/m^3
Phantom section: Left Section
Measurement Standard: DASY4 (High Precision Assessment)

DASY4 Configuration:

- Probe: ES3DV3 - SN3225; ConvF(5.14, 5.14, 5.14); Calibrated: 12/11/2009
- Sensor-Surface: 4mm (Mechanical Surface Detection)
- Electronics: DAE3 Sn473; Calibrated: 1/4/2010
- Phantom: SAM 1; Type: SAM 4.0; Serial: 1076
- Measurement SW: DASY4, V4.7 Build 80; Postprocessing SW: SEMCAD, V1.8 Build 186

Touch position -/Area Scan (61x81x1): Measurement grid: dx=15mm, dy=15mm

Info: Interpolated medium parameters used for SAR evaluation.
Maximum value of SAR (interpolated) = 0.375 mW/g

Touch position -/Zoom Scan (5x5x7) (5x5x7)/Cube 0: Measurement grid: dx=7.5mm, dy=7.5mm, dz=5mm
Reference Value = 16.6 V/m; Power Drift = 0.011 dB
Peak SAR (extrapolated) = 0.502 W/kg
SAR(1 g) = 0.331 mW/g; SAR(10 g) = 0.196 mW/g

Info: Interpolated medium parameters used for SAR evaluation.
Maximum value of SAR (measured) = 0.368 mW/g

This report shall NOT be reproduced except in full without the written consent of RIM Testing Services
Copyright 2005-2010, RIM Testing Services, a division of Research In Motion Limited



0 dB = 0.368mW/g

This report shall NOT be reproduced except in full without the written consent of RIM Testing Services
Copyright 2005-2010, RIM Testing Services, a division of Research In Motion Limited

Date/Time: 7/15/2010 8:01:19 PM

Test Laboratory: RIM Testing Services

LeftHandSide_UMTS_band IV_high_chan_amb_temp_22.8_liq_temp_22.0C

DUT: BlackBerry Smartphone; Type: Sample ; Serial: 228EB762

Communication System: WCDMA FDD IV; Frequency: 1752.6 MHz;Duty Cycle: 1:1
Medium parameters used (interpolated): f = 1752.6 MHz; σ = 1.41 mho/m; ε_r = 40.8; ρ = 1000 kg/m^3
Phantom section: Left Section

DASY4 Configuration:

- Probe: ES3DV3 - SN3225; ConvF(5.14, 5.14, 5.14); Calibrated: 12/11/2009
- Sensor-Surface: 4mm (Mechanical Surface Detection)
- Electronics: DAE3 Sn473; Calibrated: 1/4/2010
- Phantom: SAM 1; Type: SAM 4.0; Serial: 1076
- Measurement SW: DASY4, V4.7 Build 80; Postprocessing SW: SEMCAD, V1.8 Build 186

Touch position -/Area Scan (61x81x1): Measurement grid: dx=15mm, dy=15mm

Info: Interpolated medium parameters used for SAR evaluation.
Maximum value of SAR (interpolated) = 1.47 mW/g

Touch position -/Zoom Scan (5x5x7) (5x5x7)/Cube 0: Measurement grid: dx=7.5mm, dy=7.5mm, dz=5mm
Reference Value = 11.9 V/m; Power Drift = -0.054 dB
Peak SAR (extrapolated) = 1.99 W/kg
SAR(1 g) = 1.34 mW/g; SAR(10 g) = 0.773 mW/g

Info: Interpolated medium parameters used for SAR evaluation.
Maximum value of SAR (measured) = 1.47 mW/g

This report shall NOT be reproduced except in full without the written consent of RIM Testing Services
Copyright 2005-2010, RIM Testing Services, a division of Research In Motion Limited

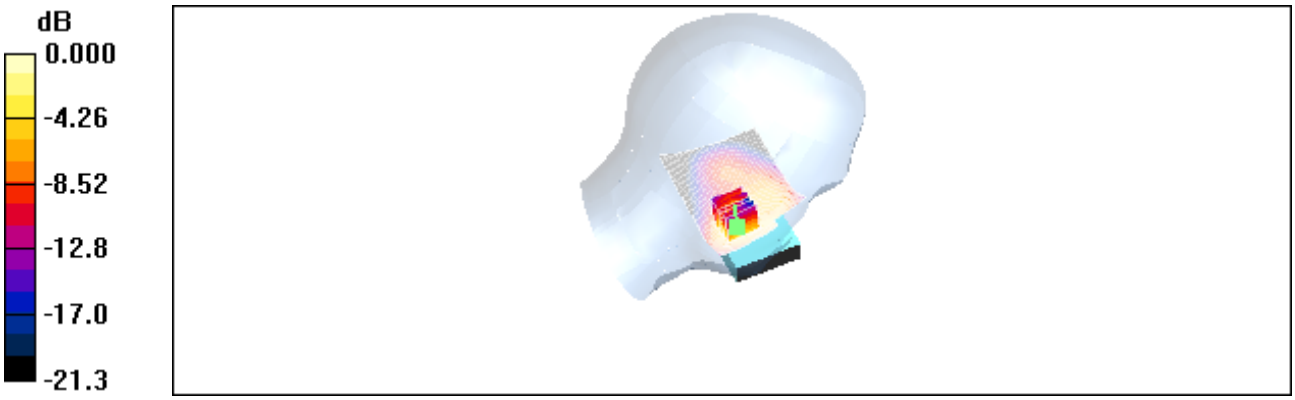

0 dB = 1.47mW/g

This report shall NOT be reproduced except in full without the written consent of RIM Testing Services
Copyright 2005-2010, RIM Testing Services, a division of Research In Motion Limited

Date/Time: 7/15/2010 8:30:55 PM

Test Laboratory: RIM Testing Services

RightHandSide_UMTS_band_IV_high_chan_amb_temp_22.8_liq_temp_22.0C

DUT: BlackBerry Smartphone; Type: Sample ; Serial: 228EB762

Communication System: WCDMA FDD IV; Frequency: 1752.6 MHz;Duty Cycle: 1:1
Medium parameters used (interpolated): f = 1752.6 MHz; σ = 1.41 mho/m; ε_r = 40.8; ρ = 1000 kg/m^3
Phantom section: Right Section

DASY4 Configuration:

- Probe: ES3DV3 - SN3225; ConvF(5.14, 5.14, 5.14); Calibrated: 12/11/2009
- Sensor-Surface: 4mm (Mechanical Surface Detection)
- Electronics: DAE3 Sn473; Calibrated: 1/4/2010
- Phantom: SAM 1; Type: SAM 4.0; Serial: 1076
- Measurement SW: DASY4, V4.7 Build 80; Postprocessing SW: SEMCAD, V1.8 Build 186

Touch position -/Area Scan (51x81x1): Measurement grid: dx=15mm, dy=15mm

Info: Interpolated medium parameters used for SAR evaluation.
Maximum value of SAR (interpolated) = 0.993 mW/g

Touch position -/Zoom Scan (5x5x7) (5x5x7)/Cube 0: Measurement grid: dx=7.5mm, dy=7.5mm, dz=5mm
Reference Value = 12.5 V/m; Power Drift = -0.073 dB
Peak SAR (extrapolated) = 1.48 W/kg
SAR(1 g) = 0.849 mW/g; SAR(10 g) = 0.424 mW/g

Info: Interpolated medium parameters used for SAR evaluation.
Maximum value of SAR (measured) = 1.03 mW/g

This report shall NOT be reproduced except in full without the written consent of RIM Testing Services
Copyright 2005-2010, RIM Testing Services, a division of Research In Motion Limited



0 dB = 1.03mW/g

This report shall NOT be reproduced except in full without the written consent of RIM Testing Services
Copyright 2005-2010, RIM Testing Services, a division of Research In Motion Limited

Date/Time: 6/15/2010 11:11:55 PM

Test Laboratory: RIM Testing Services

RightHandSide_EDGE1900_mid_chan_amb_temp_23.0_liq_temp_22.0 C

DUT: BlackBerry Smartphone; Type: Sample ; Serial: 226DC9FE

Communication System: EDGE 1900; Frequency: 1880 MHz;Duty Cycle: 1:4.2
Medium parameters used: f = 1880 MHz; σ = 1.36 mho/m; ε_r = 39.6; ρ = 1000 kg/m^3
Phantom section: Right Section

DASY4 Configuration:

- Probe: ES3DV3 - SN3225; ConvF(5.14, 5.14, 5.14); Calibrated: 12/11/2009
- Sensor-Surface: 4mm (Mechanical Surface Detection)
- Electronics: DAE3 Sn473; Calibrated: 1/4/2010
- Phantom: SAM 1; Type: SAM 4.0; Serial: 1076
- Measurement SW: DASY4, V4.7 Build 80; Postprocessing SW: SEMCAD, V1.8 Build 186

Touch position -/Area Scan (51x81x1): Measurement grid: dx=15mm, dy=15mm
Maximum value of SAR (interpolated) = 0.530 mW/g

Touch position -/Zoom Scan (5x5x7) (5x5x7)/Cube 0: Measurement grid: dx=7.5mm, dy=7.5mm, dz=5mm
Reference Value = 10.5 V/m; Power Drift = -0.154 dB
Peak SAR (extrapolated) = 0.711 W/kg
SAR(1 g) = 0.473 mW/g; SAR(10 g) = 0.291 mW/g
Maximum value of SAR (measured) = 0.509 mW/g

This report shall NOT be reproduced except in full without the written consent of RIM Testing Services
Copyright 2005-2010, RIM Testing Services, a division of Research In Motion Limited



0 dB = 0.509mW/g

This report shall NOT be reproduced except in full without the written consent of RIM Testing Services
Copyright 2005-2010, RIM Testing Services, a division of Research In Motion Limited

Date/Time: 6/15/2010 11:29:53 PM

Test Laboratory: RIM Testing Services

RightHandSide_Tilt_EDGE1900_mid_chan_amb_temp_22.8_liq_temp_21.8C

DUT: BlackBerry Smartphone; Type: Sample ; Serial: 226DC9FE

Communication System: EDGE 1900; Frequency: 1880 MHz;Duty Cycle: 1:4.2
Medium parameters used: f = 1880 MHz; σ = 1.36 mho/m; ε_r = 39.6; ρ = 1000 kg/m^3
Phantom section: Right Section

DASY4 Configuration:

- Probe: ES3DV3 - SN3225; ConvF(5.14, 5.14, 5.14); Calibrated: 12/11/2009
- Sensor-Surface: 4mm (Mechanical Surface Detection)
- Electronics: DAE3 Sn473; Calibrated: 1/4/2010
- Phantom: SAM 1; Type: SAM 4.0; Serial: 1076
- Measurement SW: DASY4, V4.7 Build 80; Postprocessing SW: SEMCAD, V1.8 Build 186

Touch position -/Area Scan (61x81x1): Measurement grid: dx=15mm, dy=15mm
Maximum value of SAR (interpolated) = 0.303 mW/g

Touch position -/Zoom Scan (5x5x7) (5x5x7)/Cube 0: Measurement grid: dx=7.5mm, dy=7.5mm, dz=5mm
Reference Value = 14.0 V/m; Power Drift = 0.000 dB
Peak SAR (extrapolated) = 0.431 W/kg
SAR(1 g) = 0.274 mW/g; SAR(10 g) = 0.161 mW/g
Maximum value of SAR (measured) = 0.306 mW/g

This report shall NOT be reproduced except in full without the written consent of RIM Testing Services
Copyright 2005-2010, RIM Testing Services, a division of Research In Motion Limited

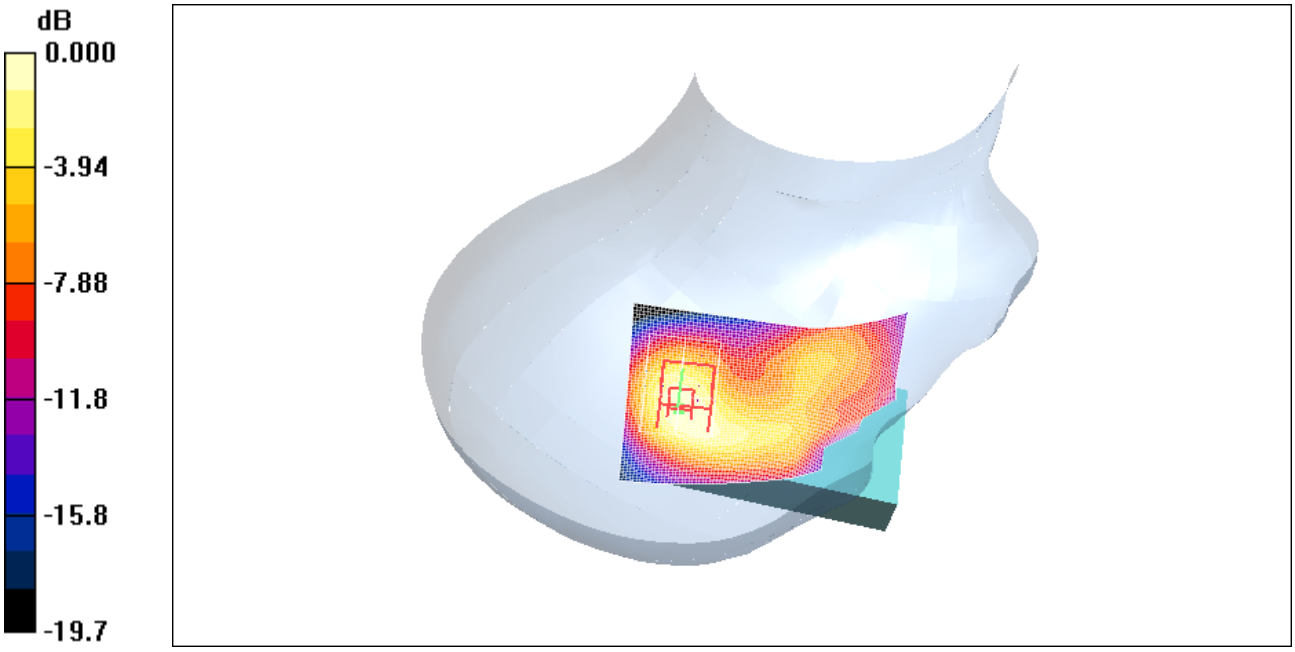

0 dB = 0.306mW/g

This report shall NOT be reproduced except in full without the written consent of RIM Testing Services
Copyright 2005-2010, RIM Testing Services, a division of Research In Motion Limited

Date/Time: 6/16/2010 12:22:17 AM

Test Laboratory: RIM Testing Services

LeftHandSide_EDGE1900_low_chan_amb_temp_23.2_liq_temp_22.2C

DUT: BlackBerry Smartphone; Type: Sample ; Serial: 226DC9FE

Communication System: EDGE 1900; Frequency: 1850.2 MHz;Duty Cycle: 1:4.2
Medium parameters used (interpolated): f = 1850.2 MHz; σ = 1.28 mho/m; ε_r = 40.3; ρ = 1000 kg/m^3
Phantom section: Left Section

DASY4 Configuration:

- Probe: ES3DV3 - SN3225; ConvF(5.14, 5.14, 5.14); Calibrated: 12/11/2009
- Sensor-Surface: 4mm (Mechanical Surface Detection)
- Electronics: DAE3 Sn473; Calibrated: 1/4/2010
- Phantom: SAM 1; Type: SAM 4.0; Serial: 1076
- Measurement SW: DASY4, V4.7 Build 80; Postprocessing SW: SEMCAD, V1.8 Build 186

Touch position -/Area Scan (61x81x1): Measurement grid: dx=15mm, dy=15mm

Info: Interpolated medium parameters used for SAR evaluation.
Maximum value of SAR (interpolated) = 1.00 mW/g

Touch position -/Zoom Scan (5x5x7) (5x5x7)/Cube 0: Measurement grid: dx=7.5mm, dy=7.5mm, dz=5mm
Reference Value = 11.1 V/m; Power Drift = 0.073 dB
Peak SAR (extrapolated) = 1.40 W/kg
SAR(1 g) = 0.888 mW/g; SAR(10 g) = 0.512 mW/g

Info: Interpolated medium parameters used for SAR evaluation.
Maximum value of SAR (measured) = 0.971 mW/g

This report shall NOT be reproduced except in full without the written consent of RIM Testing Services
Copyright 2005-2010, RIM Testing Services, a division of Research In Motion Limited

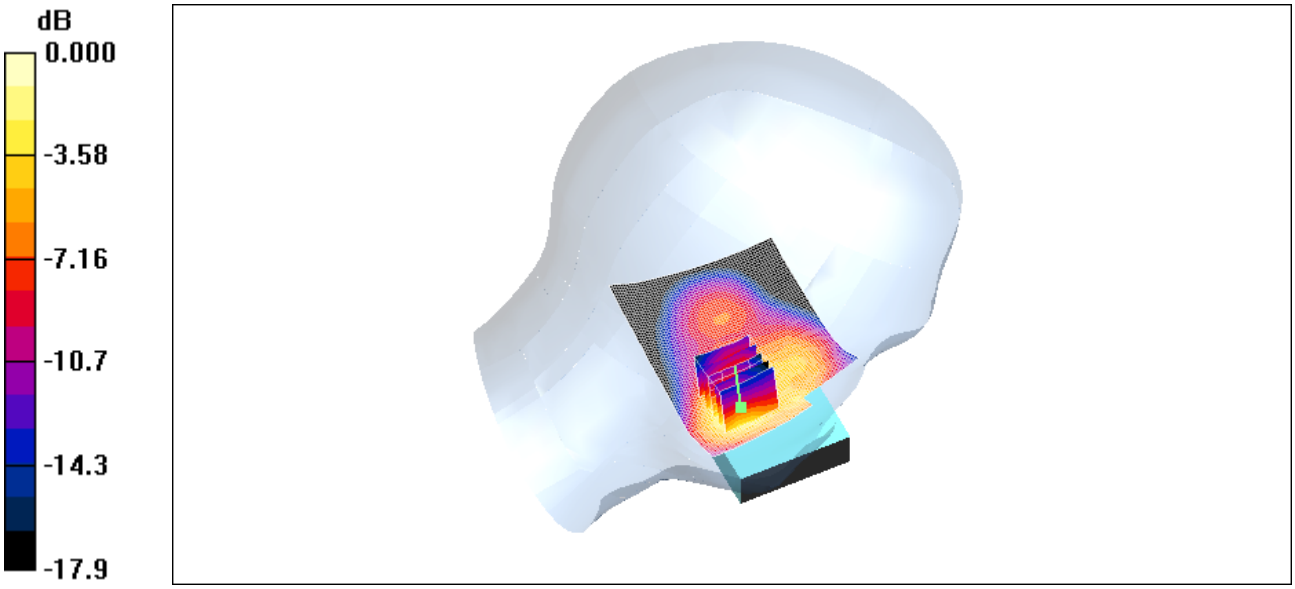

0 dB = 0.971mW/g

This report shall NOT be reproduced except in full without the written consent of RIM Testing Services
Copyright 2005-2010, RIM Testing Services, a division of Research In Motion Limited

Date/Time: 6/15/2010 11:46:59 PM

Test Laboratory: RIM Testing Services

LeftHandSide_EDGE1900_mid_chan_amb_temp_22.6_liq_temp_21.6C

DUT: BlackBerry Smartphone; Type: Sample ; Serial: 226DC9FE

Communication System: EDGE 1900; Frequency: 1880 MHz;Duty Cycle: 1:4.2
Medium parameters used: f = 1880 MHz; σ = 1.36 mho/m; ε_r = 39.6; ρ = 1000 kg/m^3
Phantom section: Left Section

DASY4 Configuration:

- Probe: ES3DV3 - SN3225; ConvF(5.14, 5.14, 5.14); Calibrated: 12/11/2009
- Sensor-Surface: 4mm (Mechanical Surface Detection)
- Electronics: DAE3 Sn473; Calibrated: 1/4/2010
- Phantom: SAM 1; Type: SAM 4.0; Serial: 1076
- Measurement SW: DASY4, V4.7 Build 80; Postprocessing SW: SEMCAD, V1.8 Build 186

Touch position -/Area Scan (61x81x1): Measurement grid: dx=15mm, dy=15mm
Maximum value of SAR (interpolated) = 0.947 mW/g

Touch position -/Zoom Scan (5x5x7) (5x5x7)/Cube 0: Measurement grid: dx=7.5mm, dy=7.5mm, dz=5mm
Reference Value = 10.7 V/m; Power Drift = -0.079 dB
Peak SAR (extrapolated) = 1.35 W/kg
SAR(1 g) = 0.846 mW/g; SAR(10 g) = 0.474 mW/g
Maximum value of SAR (measured) = 0.926 mW/g

This report shall NOT be reproduced except in full without the written consent of RIM Testing Services
Copyright 2005-2010, RIM Testing Services, a division of Research In Motion Limited

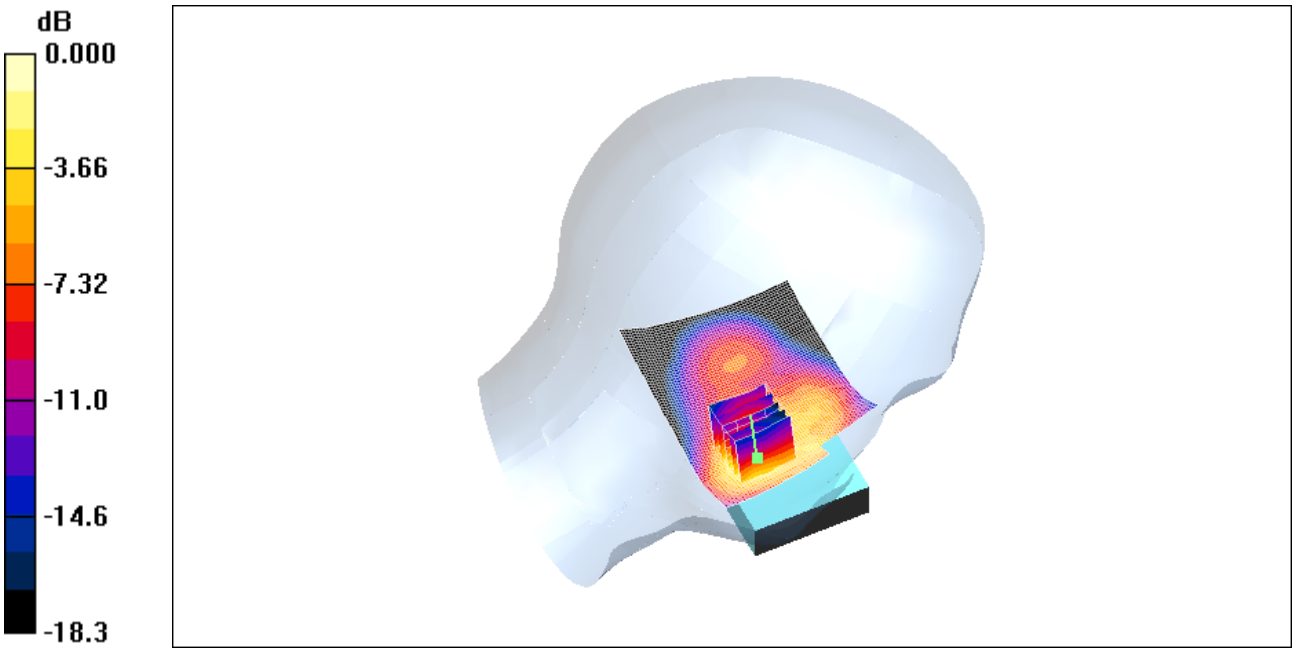

0 dB = 0.926mW/g

This report shall NOT be reproduced except in full without the written consent of RIM Testing Services
Copyright 2005-2010, RIM Testing Services, a division of Research In Motion Limited

Date/Time: 6/16/2010 12:40:09 AM

Test Laboratory: RIM Testing Services

LeftHandSide_EDGE1900_high_chan_amb_temp_22.8_liq_temp_21.8C

DUT: BlackBerry Smartphone; Type: Sample ; Serial: 226DC9FE

Communication System: EDGE 1900; Frequency: 1909.8 MHz;Duty Cycle: 1:4.2
Medium parameters used: f = 1910 MHz; σ = 1.43 mho/m; ε_r = 40.7; ρ = 1000 kg/m^3
Phantom section: Left Section

DASY4 Configuration:

- Probe: ES3DV3 - SN3225; ConvF(5.14, 5.14, 5.14); Calibrated: 12/11/2009
- Sensor-Surface: 4mm (Mechanical Surface Detection)
- Electronics: DAE3 Sn473; Calibrated: 1/4/2010
- Phantom: SAM 1; Type: SAM 4.0; Serial: 1076
- Measurement SW: DASY4, V4.7 Build 80; Postprocessing SW: SEMCAD, V1.8 Build 186

Touch position -/Area Scan (61x81x1): Measurement grid: dx=15mm, dy=15mm
Maximum value of SAR (interpolated) = 0.823 mW/g

Touch position -/Zoom Scan (5x5x7) (5x5x7)/Cube 0: Measurement grid: dx=7.5mm, dy=7.5mm, dz=5mm
Reference Value = 9.83 V/m; Power Drift = 0.073 dB
Peak SAR (extrapolated) = 1.18 W/kg
SAR(1 g) = 0.730 mW/g; SAR(10 g) = 0.410 mW/g
Maximum value of SAR (measured) = 0.800 mW/g

This report shall NOT be reproduced except in full without the written consent of RIM Testing Services
Copyright 2005-2010, RIM Testing Services, a division of Research In Motion Limited

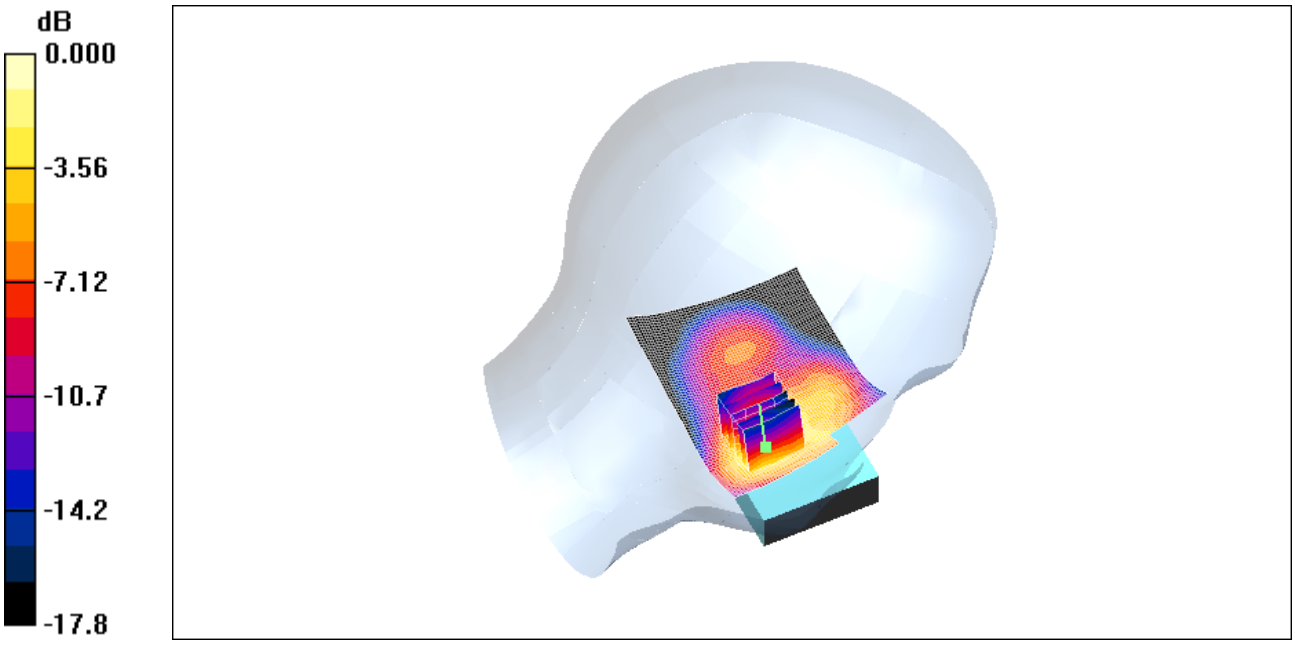

0 dB = 0.800mW/g

This report shall NOT be reproduced except in full without the written consent of RIM Testing Services
Copyright 2005-2010, RIM Testing Services, a division of Research In Motion Limited

Date/Time: 6/16/2010 1:00:00 AM

Test Laboratory: RIM Testing Services

LeftHandSide_Tilt_EDGE1900_low_chan_amb_temp_22.5_liq_temp_21.5C

DUT: BlackBerry Smartphone; Type: Sample ; Serial: 226DC9FE

Communication System: EDGE 1900; Frequency: 1850.2 MHz;Duty Cycle: 1:4.2
Medium parameters used (interpolated): f = 1850.2 MHz; σ = 1.28 mho/m; ε_r = 40.3; ρ = 1000 kg/m^3
Phantom section: Left Section

DASY4 Configuration:

- Probe: ES3DV3 - SN3225; ConvF(5.14, 5.14, 5.14); Calibrated: 12/11/2009
- Sensor-Surface: 4mm (Mechanical Surface Detection)
- Electronics: DAE3 Sn473; Calibrated: 1/4/2010
- Phantom: SAM 1; Type: SAM 4.0; Serial: 1076
- Measurement SW: DASY4, V4.7 Build 80; Postprocessing SW: SEMCAD, V1.8 Build 186

Touch position -/Area Scan (51x81x1): Measurement grid: dx=15mm, dy=15mm

Info: Interpolated medium parameters used for SAR evaluation.
Maximum value of SAR (interpolated) = 0.307 mW/g

Touch position -/Zoom Scan (5x5x7) (5x5x7)/Cube 0: Measurement grid: dx=7.5mm, dy=7.5mm, dz=5mm
Reference Value = 15.5 V/m; Power Drift = -0.043 dB
Peak SAR (extrapolated) = 0.438 W/kg
SAR(1 g) = 0.282 mW/g; SAR(10 g) = 0.164 mW/g

Info: Interpolated medium parameters used for SAR evaluation.
Maximum value of SAR (measured) = 0.315 mW/g

This report shall NOT be reproduced except in full without the written consent of RIM Testing Services
Copyright 2005-2010, RIM Testing Services, a division of Research In Motion Limited

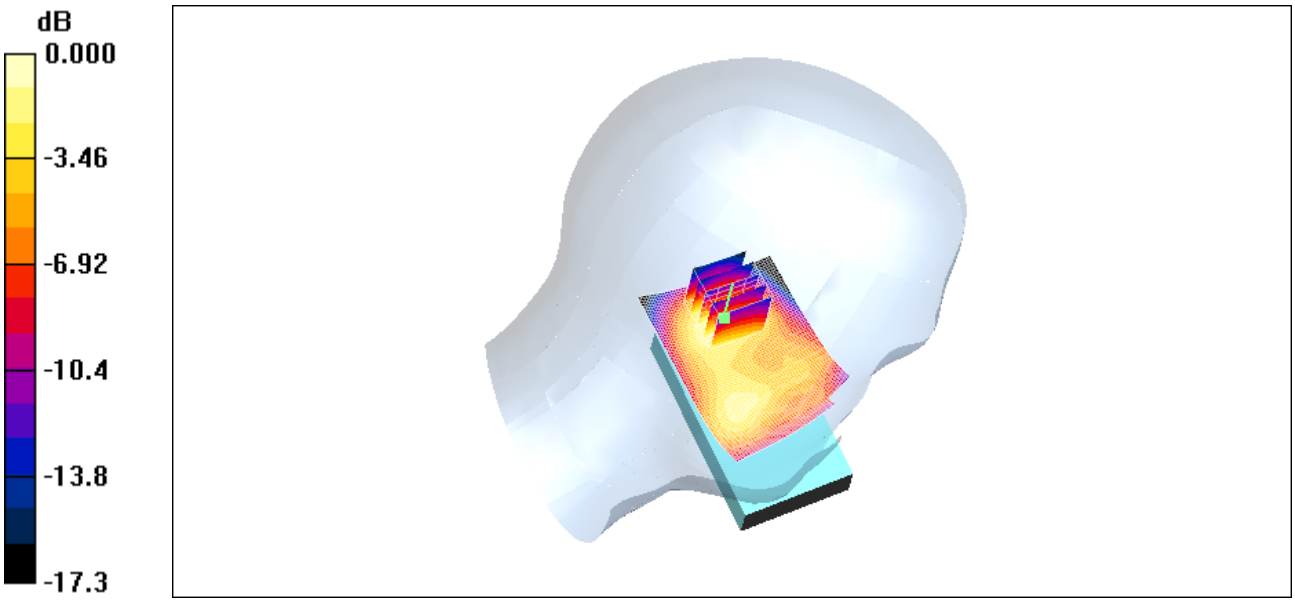

0 dB = 0.315mW/g

This report shall NOT be reproduced except in full without the written consent of RIM Testing Services
Copyright 2005-2010, RIM Testing Services, a division of Research In Motion Limited

Date/Time: 6/16/2010 1:20:20 AM

Test Laboratory: RIM Testing Services

LeftHandSide_GSM1900_low_chan_amb_temp_22.4_liq_temp_21.4C

DUT: BlackBerry Smartphone; Type: Sample ; Serial: 226DC9FE

Communication System: GSM 1900; Frequency: 1850.2 MHz;Duty Cycle: 1:8.3
Medium parameters used (interpolated): f = 1850.2 MHz; σ = 1.28 mho/m; ε_r = 40.3; ρ = 1000 kg/m^3
Phantom section: Left Section

DASY4 Configuration:

- Probe: ES3DV3 - SN3225; ConvF(5.14, 5.14, 5.14); Calibrated: 12/11/2009
- Sensor-Surface: 4mm (Mechanical Surface Detection)
- Electronics: DAE3 Sn473; Calibrated: 1/4/2010
- Phantom: SAM 1; Type: SAM 4.0; Serial: 1076
- Measurement SW: DASY4, V4.7 Build 80; Postprocessing SW: SEMCAD, V1.8 Build 186

Touch position -/Area Scan (61x81x1): Measurement grid: dx=15mm, dy=15mm

Info: Interpolated medium parameters used for SAR evaluation.
Maximum value of SAR (interpolated) = 0.854 mW/g

Touch position -/Zoom Scan (5x5x7) (5x5x7)/Cube 0: Measurement grid: dx=7.5mm, dy=7.5mm, dz=5mm
Reference Value = 9.70 V/m; Power Drift = 0.101 dB
Peak SAR (extrapolated) = 1.20 W/kg
SAR(1 g) = 0.761 mW/g; SAR(10 g) = 0.440 mW/g

Info: Interpolated medium parameters used for SAR evaluation.
Maximum value of SAR (measured) = 0.825 mW/g

This report shall NOT be reproduced except in full without the written consent of RIM Testing Services
Copyright 2005-2010, RIM Testing Services, a division of Research In Motion Limited

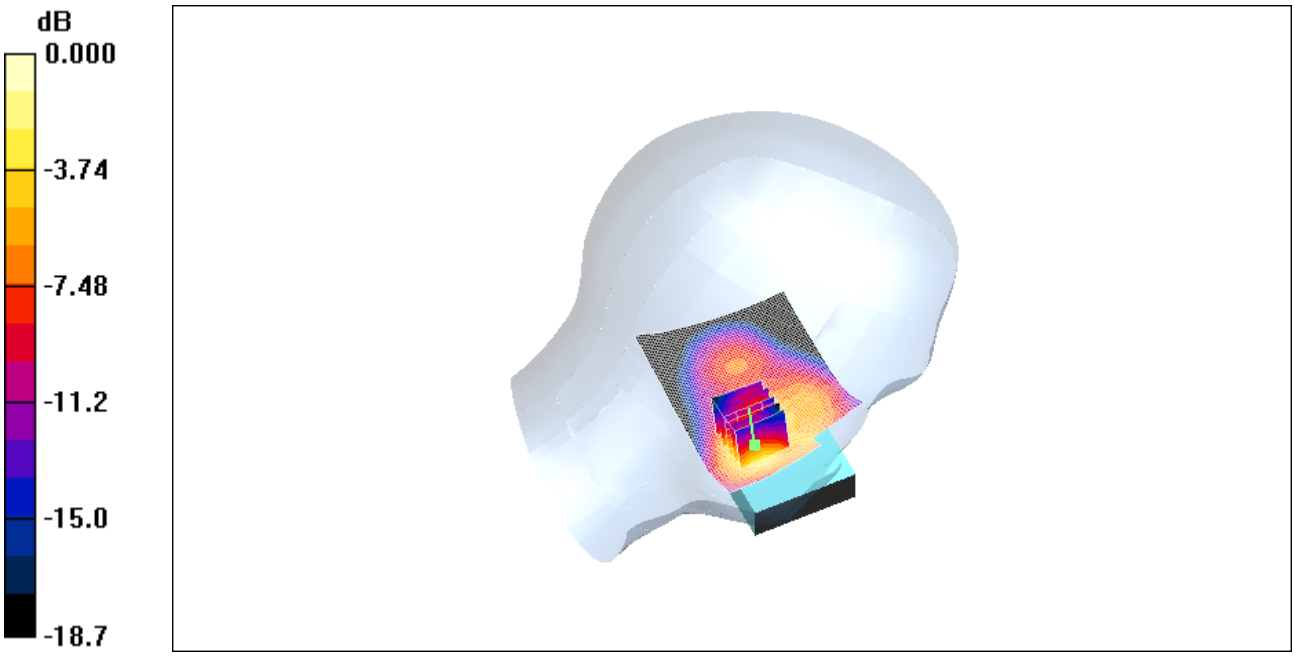

0 dB = 0.825mW/g

This report shall NOT be reproduced except in full without the written consent of RIM Testing Services
Copyright 2005-2010, RIM Testing Services, a division of Research In Motion Limited

Date/Time: 6/17/2010 12:47:32 AM

Test Laboratory: RIM Testing Services

RightHandSide_802.11b_low_chan_amb_temp_22.6_liq_temp_22.0C

DUT: BlackBerry Smartphone; Type: Sample ; Serial: 226DC9FE

Communication System: 802.11 b (2450); Frequency: 2412 MHz;Duty Cycle: 1:1
Medium parameters used (interpolated): f = 2412 MHz; σ = 1.76 mho/m; ε_r = 39.2; ρ = 1000 kg/m^3
Phantom section: Right Section

DASY4 Configuration:

- Probe: ES3DV3 - SN3225; ConvF(4.53, 4.53, 4.53); Calibrated: 12/11/2009
- Sensor-Surface: 4mm (Mechanical Surface Detection)
- Electronics: DAE3 Sn473; Calibrated: 1/4/2010
- Phantom: SAM 1; Type: SAM 4.0; Serial: 1076
- Measurement SW: DASY4, V4.7 Build 80; Postprocessing SW: SEMCAD, V1.8 Build 186

Touch position -/Area Scan (61x81x1): Measurement grid: dx=15mm, dy=15mm

Info: Interpolated medium parameters used for SAR evaluation.
Maximum value of SAR (interpolated) = 0.096 mW/g

Touch position -/Zoom Scan (5x5x7) (5x5x7)/Cube 0: Measurement grid: dx=7.5mm, dy=7.5mm, dz=5mm
Reference Value = 7.47 V/m; Power Drift = -0.096 dB
Peak SAR (extrapolated) = 0.155 W/kg
SAR(1 g) = 0.089 mW/g; SAR(10 g) = 0.049 mW/g

Info: Interpolated medium parameters used for SAR evaluation.
Maximum value of SAR (measured) = 0.097 mW/g

This report shall NOT be reproduced except in full without the written consent of RIM Testing Services
Copyright 2005-2010, RIM Testing Services, a division of Research In Motion Limited

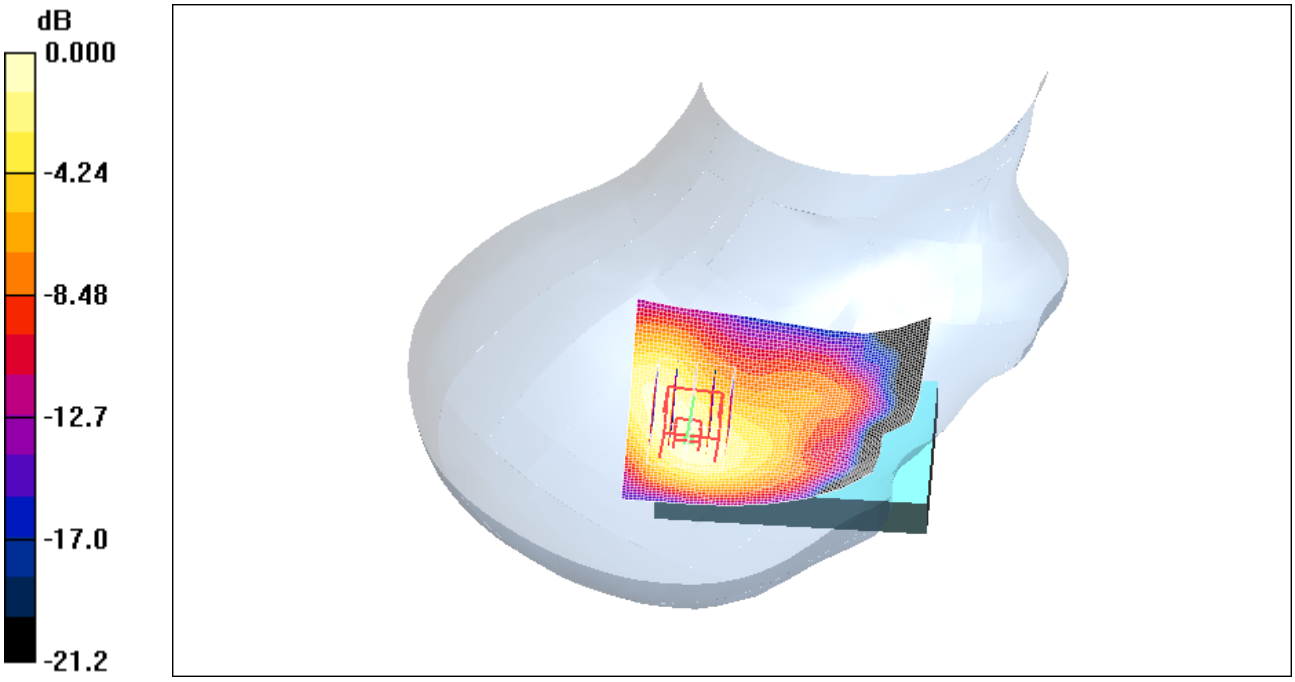

0 dB = 0.097mW/g

This report shall NOT be reproduced except in full without the written consent of RIM Testing Services
Copyright 2005-2010, RIM Testing Services, a division of Research In Motion Limited

Date/Time: 6/17/2010 1:08:07 AM

Test Laboratory: RIM Testing Services

RightHandSide_802.11b_mid_chan_amb_temp_22.4_liq_temp_21.8C

DUT: BlackBerry Smartphone; Type: Sample ; Serial: 226DC9FE

Communication System: 802.11 b (2450); Frequency: 2437 MHz;Duty Cycle: 1:1
Medium parameters used (interpolated): f = 2437 MHz; σ = 1.9 mho/m; ε_r = 40.5; ρ = 1000 kg/m^3
Phantom section: Right Section

DASY4 Configuration:

- Probe: ES3DV3 - SN3225; ConvF(4.53, 4.53, 4.53); Calibrated: 12/11/2009
- Sensor-Surface: 4mm (Mechanical Surface Detection)
- Electronics: DAE3 Sn473; Calibrated: 1/4/2010
- Phantom: SAM 1; Type: SAM 4.0; Serial: 1076
- Measurement SW: DASY4, V4.7 Build 80; Postprocessing SW: SEMCAD, V1.8 Build 186

Touch position -/Area Scan (61x81x1): Measurement grid: dx=15mm, dy=15mm

Info: Interpolated medium parameters used for SAR evaluation.
Maximum value of SAR (interpolated) = 0.105 mW/g

Touch position -/Zoom Scan (5x5x7) (5x5x7)/Cube 0: Measurement grid: dx=7.5mm, dy=7.5mm, dz=5mm
Reference Value = 7.50 V/m; Power Drift = -0.045 dB
Peak SAR (extrapolated) = 0.177 W/kg
SAR(1 g) = 0.100 mW/g; SAR(10 g) = 0.055 mW/g

Info: Interpolated medium parameters used for SAR evaluation.
Maximum value of SAR (measured) = 0.106 mW/g

This report shall NOT be reproduced except in full without the written consent of RIM Testing Services
Copyright 2005-2010, RIM Testing Services, a division of Research In Motion Limited



0 dB = 0.106mW/g

This report shall NOT be reproduced except in full without the written consent of RIM Testing Services
Copyright 2005-2010, RIM Testing Services, a division of Research In Motion Limited

Date/Time: 6/17/2010 1:24:14 AM

Test Laboratory: RIM Testing Services

RightHandSide_802.11b_high_chan_amb_temp_22.7_liq_temp_22.1C

DUT: BlackBerry Smartphone; Type: Sample ; Serial: 226DC9FE

Communication System: 802.11 b (2450); Frequency: 2462 MHz;Duty Cycle: 1:1
Medium parameters used (interpolated): f = 2462 MHz; σ = 1.77 mho/m; ε_r = 40.4; ρ = 1000 kg/m^3
Phantom section: Right Section

DASY4 Configuration:

- Probe: ES3DV3 - SN3225; ConvF(4.53, 4.53, 4.53); Calibrated: 12/11/2009
- Sensor-Surface: 4mm (Mechanical Surface Detection)
- Electronics: DAE3 Sn473; Calibrated: 1/4/2010
- Phantom: SAM 1; Type: SAM 4.0; Serial: 1076
- Measurement SW: DASY4, V4.7 Build 80; Postprocessing SW: SEMCAD, V1.8 Build 186

Touch position -/Area Scan (61x81x1): Measurement grid: dx=15mm, dy=15mm

Info: Interpolated medium parameters used for SAR evaluation.
Maximum value of SAR (interpolated) = 0.111 mW/g

Touch position -/Zoom Scan (5x5x7) (5x5x7)/Cube 0: Measurement grid: dx=7.5mm, dy=7.5mm, dz=5mm
Reference Value = 7.83 V/m; Power Drift = 0.067 dB
Peak SAR (extrapolated) = 0.177 W/kg
SAR(1 g) = 0.100 mW/g; SAR(10 g) = 0.055 mW/g

Info: Interpolated medium parameters used for SAR evaluation.
Maximum value of SAR (measured) = 0.108 mW/g

This report shall NOT be reproduced except in full without the written consent of RIM Testing Services
Copyright 2005-2010, RIM Testing Services, a division of Research In Motion Limited



0 dB = 0.108mW/g

This report shall NOT be reproduced except in full without the written consent of RIM Testing Services
Copyright 2005-2010, RIM Testing Services, a division of Research In Motion Limited

Date/Time: 6/17/2010 1:42:57 AM

Test Laboratory: RIM Testing Services

RightHandSide_Tilt_802.11b_high_chan_amb_temp_23.3_liq_temp_22.7C

DUT: BlackBerry Smartphone; Type: Sample ; Serial: 226DC9FE

Communication System: 802.11 b (2450); Frequency: 2462 MHz;Duty Cycle: 1:1
Medium parameters used (interpolated): f = 2462 MHz; σ = 1.77 mho/m; ε_r = 40.4; ρ = 1000 kg/m^3
Phantom section: Right Section

DASY4 Configuration:

- Probe: ES3DV3 - SN3225; ConvF(4.53, 4.53, 4.53); Calibrated: 12/11/2009
- Sensor-Surface: 4mm (Mechanical Surface Detection)
- Electronics: DAE3 Sn473; Calibrated: 1/4/2010
- Phantom: SAM 1; Type: SAM 4.0; Serial: 1076
- Measurement SW: DASY4, V4.7 Build 80; Postprocessing SW: SEMCAD, V1.8 Build 186

Touch position -/Area Scan (61x81x1): Measurement grid: dx=15mm, dy=15mm

Info: Interpolated medium parameters used for SAR evaluation.
Maximum value of SAR (interpolated) = 0.117 mW/g

Touch position -/Zoom Scan (5x5x7) (5x5x7)/Cube 0: Measurement grid: dx=7.5mm, dy=7.5mm, dz=5mm
Reference Value = 7.88 V/m; Power Drift = -0.019 dB
Peak SAR (extrapolated) = 0.197 W/kg
SAR(1 g) = 0.110 mW/g; SAR(10 g) = 0.059 mW/g

Info: Interpolated medium parameters used for SAR evaluation.
Maximum value of SAR (measured) = 0.120 mW/g

This report shall NOT be reproduced except in full without the written consent of RIM Testing Services
Copyright 2005-2010, RIM Testing Services, a division of Research In Motion Limited



0 dB = 0.120mW/g

This report shall NOT be reproduced except in full without the written consent of RIM Testing Services
Copyright 2005-2010, RIM Testing Services, a division of Research In Motion Limited

Date/Time: 6/17/2010 2:20:49 AM

Test Laboratory: RIM Testing Services

LeftHandSide_802.11b_high_chan_amb_temp_22.9_liq_temp_22.3C

DUT: BlackBerry Smartphone; Type: Sample ; Serial: 226DC9FE

Communication System: 802.11 b (2450); Frequency: 2462 MHz;Duty Cycle: 1:1
Medium parameters used (interpolated): f = 2462 MHz; σ = 1.77 mho/m; ε_r = 40.4; ρ = 1000 kg/m^3
Phantom section: Left Section

DASY4 Configuration:

- Probe: ES3DV3 - SN3225; ConvF(4.53, 4.53, 4.53); Calibrated: 12/11/2009
- Sensor-Surface: 4mm (Mechanical Surface Detection)
- Electronics: DAE3 Sn473; Calibrated: 1/4/2010
- Phantom: SAM 1; Type: SAM 4.0; Serial: 1076
- Measurement SW: DASY4, V4.7 Build 80; Postprocessing SW: SEMCAD, V1.8 Build 186

Touch position -/Area Scan (61x81x1): Measurement grid: dx=15mm, dy=15mm

Info: Interpolated medium parameters used for SAR evaluation.
Maximum value of SAR (interpolated) = 0.140 mW/g

Touch position -/Zoom Scan (5x5x7) (5x5x7)/Cube 0: Measurement grid: dx=7.5mm, dy=7.5mm, dz=5mm
Reference Value = 6.23 V/m; Power Drift = 0.215 dB
Peak SAR (extrapolated) = 0.298 W/kg
SAR(1 g) = 0.135 mW/g; SAR(10 g) = 0.068 mW/g

Info: Interpolated medium parameters used for SAR evaluation.

Maximum value of SAR (measured) = 0.140 mW/g

This report shall NOT be reproduced except in full without the written consent of RIM Testing Services
Copyright 2005-2010, RIM Testing Services, a division of Research In Motion Limited

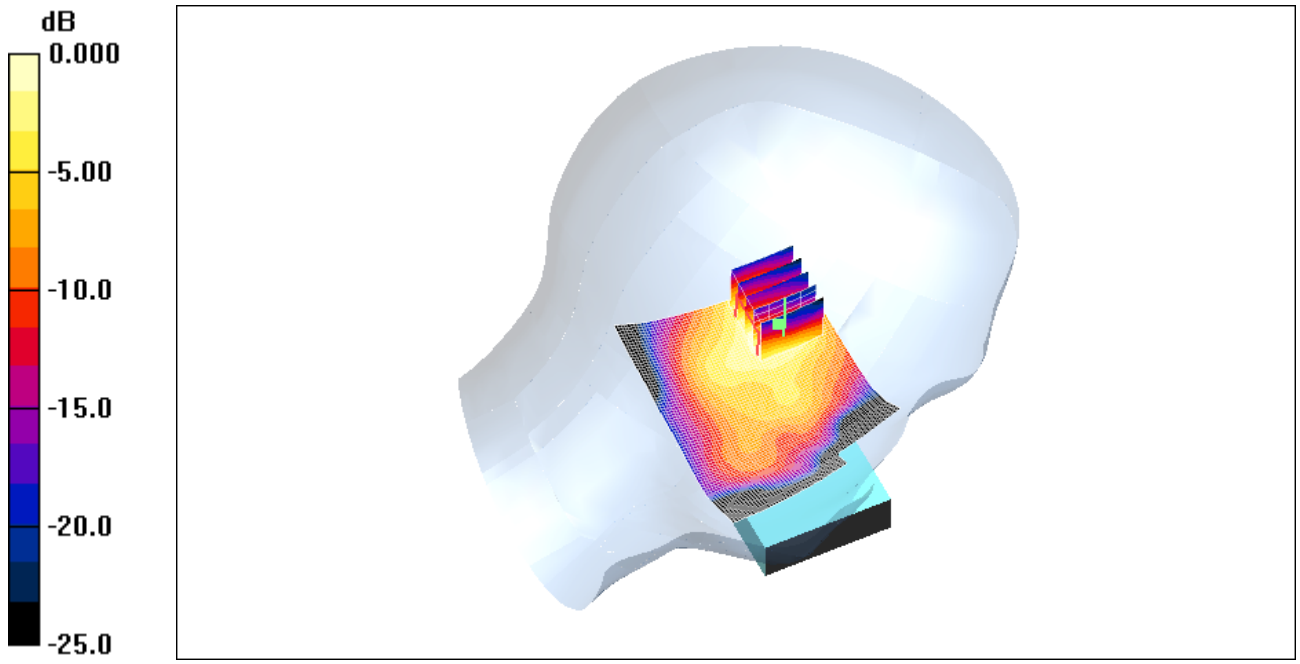

0 dB = 0.140mW/g

This report shall NOT be reproduced except in full without the written consent of RIM Testing Services
Copyright 2005-2010, RIM Testing Services, a division of Research In Motion Limited

Date/Time: 6/17/2010 2:01:17 AM

Test Laboratory: RIM Testing Services

LeftHandSide_Tilt_802.11b_high_chan_amb_temp_22.6_liq_temp_22.0 C

DUT: BlackBerry Smartphone; Type: Sample ; Serial: 226DC9FE

Communication System: 802.11 b (2450); Frequency: 2462 MHz;Duty Cycle: 1:1
Medium parameters used (interpolated): f = 2462 MHz; σ = 1.77 mho/m; ε_r = 40.4; ρ = 1000 kg/m^3
Phantom section: Left Section

DASY4 Configuration:

- Probe: ES3DV3 - SN3225; ConvF(4.53, 4.53, 4.53); Calibrated: 12/11/2009
- Sensor-Surface: 4mm (Mechanical Surface Detection)
- Electronics: DAE3 Sn473; Calibrated: 1/4/2010
- Phantom: SAM 1; Type: SAM 4.0; Serial: 1076
- Measurement SW: DASY4, V4.7 Build 80; Postprocessing SW: SEMCAD, V1.8 Build 186

Touch position -/Area Scan (61x81x1): Measurement grid: dx=15mm, dy=15mm

Info: Interpolated medium parameters used for SAR evaluation.
Maximum value of SAR (interpolated) = 0.140 mW/g

Touch position -/Zoom Scan (5x5x7) (5x5x7)/Cube 0: Measurement grid: dx=7.5mm, dy=7.5mm, dz=5mm
Reference Value = 6.79 V/m; Power Drift = 0.116 dB
Peak SAR (extrapolated) = 0.289 W/kg
SAR(1 g) = 0.127 mW/g; SAR(10 g) = 0.065 mW/g

Info: Interpolated medium parameters used for SAR evaluation.
Maximum value of SAR (measured) = 0.130 mW/g

This report shall NOT be reproduced except in full without the written consent of RIM Testing Services
Copyright 2005-2010, RIM Testing Services, a division of Research In Motion Limited

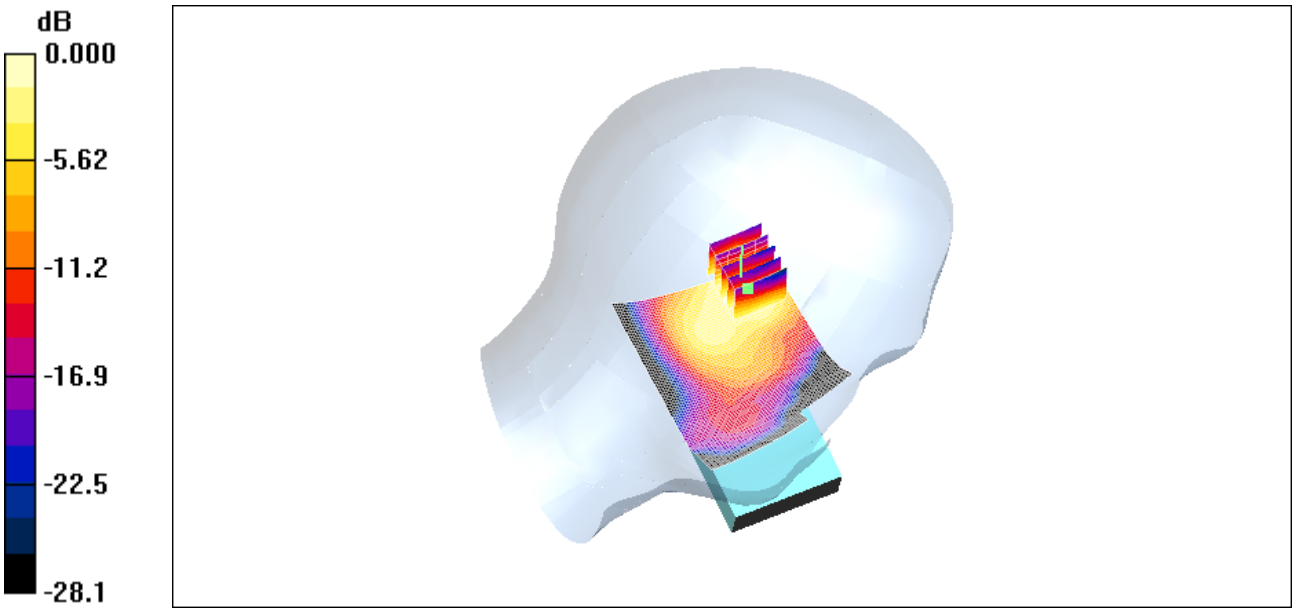

0 dB = 0.130mW/g

This report shall NOT be reproduced except in full without the written consent of RIM Testing Services
Copyright 2005-2010, RIM Testing Services, a division of Research In Motion Limited

Z axis plot for the worst case head configuration:

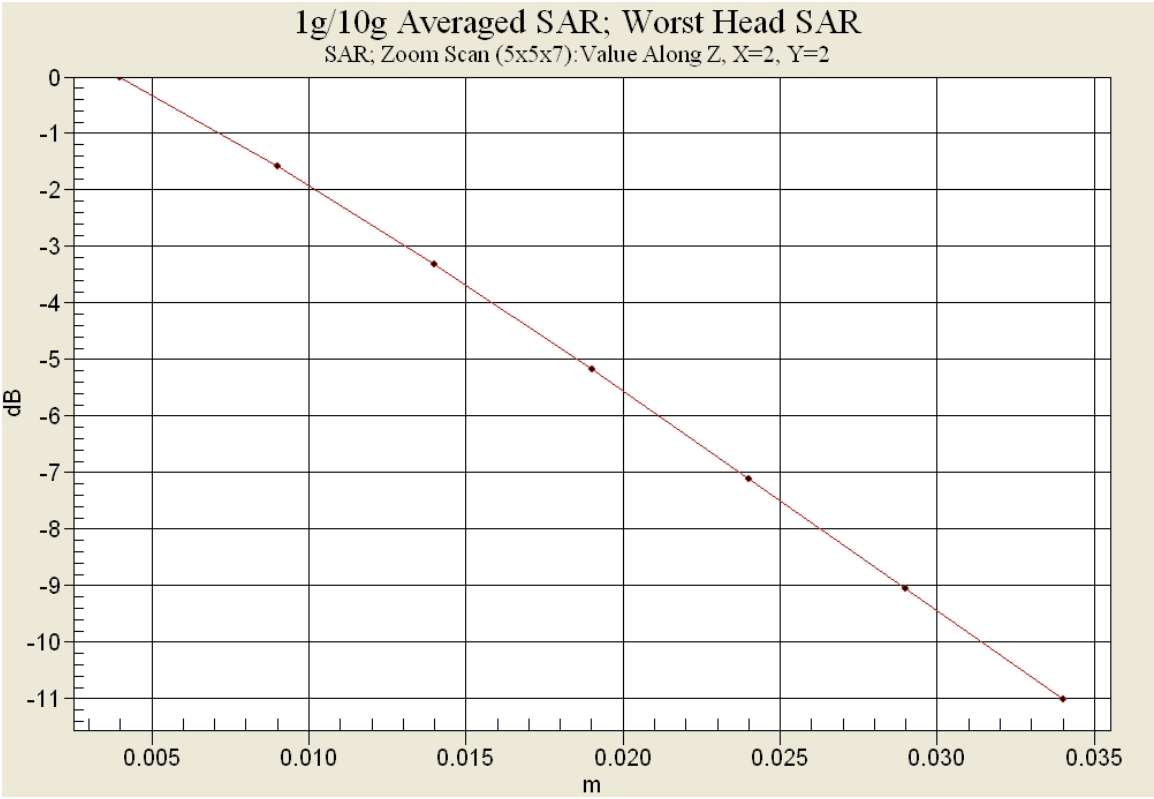

This report shall NOT be reproduced except in full without the written consent of RIM Testing Services
Copyright 2005-2010, RIM Testing Services, a division of Research In Motion Limited