## APPENDIX B: SAR DISTRIBUTION PLOTS FOR HEAD CONFIGURATION

This report shall NOT be reproduced except in full without the written consent of RIM Testing Services
Copyright 2005-2011, RIM Testing Services, a division of Research In Motion Limited

Date/Time: 1/27/2011 9:57:40 PM

Test Laboratory: RIM Testing Services

## RightHandSide_EDGE850_4_Slots_mid_chan_amb_temp_23.3_liq_temp_21.6C

**DUT: BlackBerry Smartphone; Type: Sample ; Serial: 329A77DF**

Communication System: EDGE 850 (4 slots); Frequency: 836.8 MHz;Duty Cycle: 1:2.1
Medium parameters used (interpolated): f = 836.8 MHz; $\sigma$ = 0.904 mho/m; $\varepsilon_r$ = 42.1; $\rho$ = 1000 kg/m$^3$
Phantom section: Right Section

DASY4 Configuration:

- Probe: ET3DV6 - SN1643; ConvF(6.01, 6.01, 6.01); Calibrated: 3/9/2010
- Sensor-Surface: 4mm (Mechanical Surface Detection)
- Electronics: DAE3 Sn472; Calibrated: 5/17/2010
- Phantom: SAM 1; Type: SAM 4.0; Serial: 1076
- Measurement SW: DASY4, V4.7 Build 80; Postprocessing SW: SEMCAD, V1.8 Build 186

**Touch position - Low/Area Scan (51x81x1):** Measurement grid: dx=15mm, dy=15mm

Info: Interpolated medium parameters used for SAR evaluation.
Maximum value of SAR (interpolated) = 0.825 mW/g

**Touch position - Low/Zoom Scan (5x5x7) (5x5x7)/Cube 0:** Measurement grid: dx=7.5mm, dy=7.5mm, dz=5mm
Reference Value = 8.77 V/m; Power Drift = -0.208 dB
Peak SAR (extrapolated) = 1.01 W/kg
**SAR(1 g) = 0.794 mW/g; SAR(10 g) = 0.582 mW/g**

Info: Interpolated medium parameters used for SAR evaluation.
Maximum value of SAR (measured) = 0.831 mW/g

This report shall NOT be reproduced except in full without the written consent of RIM Testing Services
Copyright 2005-2011, RIM Testing Services, a division of Research In Motion Limited

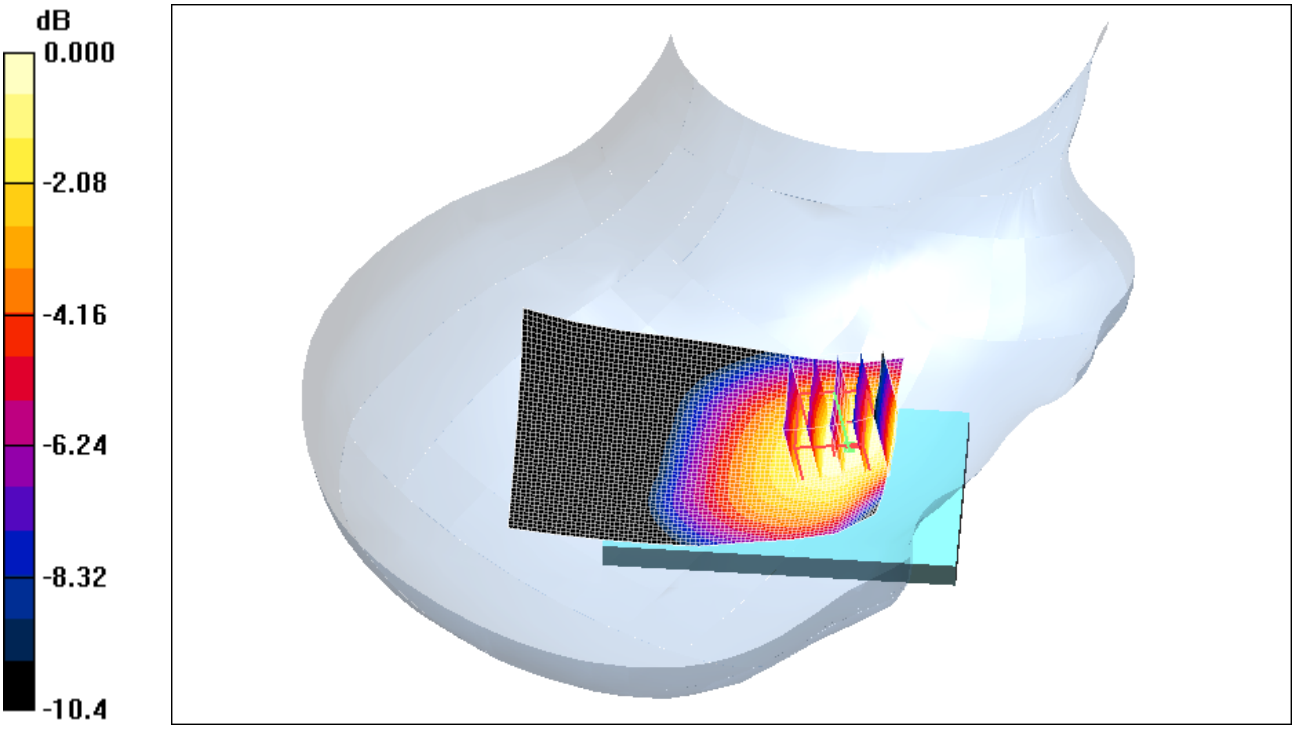


0 dB = 0.831mW/g


This report shall NOT be reproduced except in full without the written consent of RIM Testing Services
Copyright 2005-2011, RIM Testing Services, a division of Research In Motion Limited

Date/Time: 1/27/2011 9:42:57 PM

Test Laboratory: RIM Testing Services

## RightHandSide_EDGE850_3_Slots_mid_chan_amb_temp_23.3_liq_temp_21.6C

**DUT: BlackBerry Smartphone; Type: Sample ; Serial: 329A77DF**

Communication System: EDGE 850 (3 slots); Frequency: 836.8 MHz;Duty Cycle: 1:2.8
Medium parameters used (interpolated): f = 836.8 MHz; $\sigma$ = 0.904 mho/m; $\varepsilon_r$ = 42.1; $\rho$ = 1000 kg/m$^3$
Phantom section: Right Section

DASY4 Configuration:

- Probe: ET3DV6 - SN1643; ConvF(6.01, 6.01, 6.01); Calibrated: 3/9/2010
- Sensor-Surface: 4mm (Mechanical Surface Detection)
- Electronics: DAE3 Sn472; Calibrated: 5/17/2010
- Phantom: SAM 1; Type: SAM 4.0; Serial: 1076
- Measurement SW: DASY4, V4.7 Build 80; Postprocessing SW: SEMCAD, V1.8 Build 186

**Touch position - Low/Area Scan (51x81x1):** Measurement grid: dx=15mm, dy=15mm

Info: Interpolated medium parameters used for SAR evaluation.
Maximum value of SAR (interpolated) = 0.821 mW/g

**Touch position - Low/Zoom Scan (5x5x7) (5x5x7)/Cube 0:** Measurement grid: dx=7.5mm, dy=7.5mm, dz=5mm
Reference Value = 8.69 V/m; Power Drift = -0.047 dB
Peak SAR (extrapolated) = 0.955 W/kg
**SAR(1 g) = 0.742 mW/g; SAR(10 g) = 0.551 mW/g**

Info: Interpolated medium parameters used for SAR evaluation.

Maximum value of SAR (measured) = 0.798 mW/g

This report shall NOT be reproduced except in full without the written consent of RIM Testing Services
Copyright 2005-2011, RIM Testing Services, a division of Research In Motion Limited

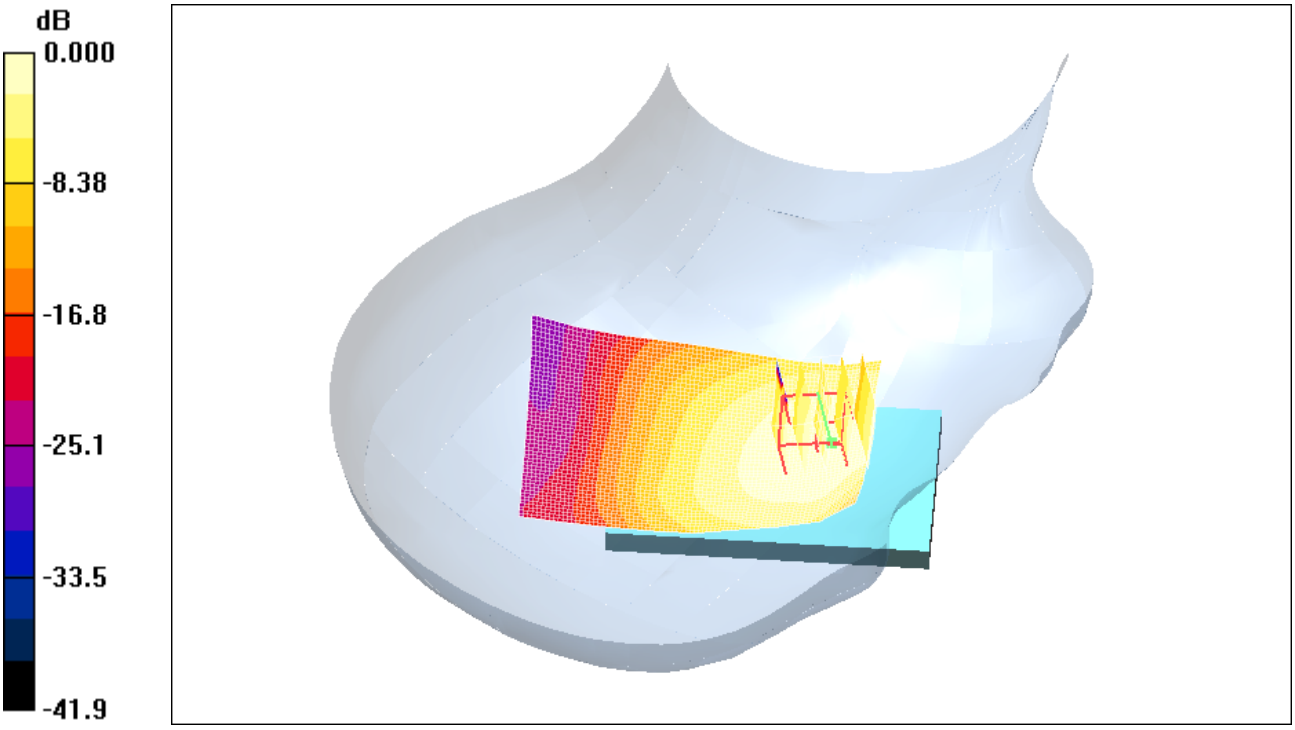


0 dB = 0.798mW/g


This report shall NOT be reproduced except in full without the written consent of RIM Testing Services
Copyright 2005-2011, RIM Testing Services, a division of Research In Motion Limited

Date/Time: 1/27/2011 8:57:23 PM

Test Laboratory: RIM Testing Services

## RightHandSide_EDGE850_low_chan_amb_temp_23.2_liq_temp_21.5C

**DUT: BlackBerry Smartphone; Type: Sample ; Serial: 329A77DF**

Communication System: EDGE 850 (2slots); Frequency: 824.2 MHz;Duty Cycle: 1:4.2
Medium parameters used: f = 825 MHz; $\sigma$ = 0.893 mho/m; $\varepsilon_r$ = 42.3; $\rho$ = 1000 kg/m$^3$
Phantom section: Right Section

DASY4 Configuration:

- Probe: ET3DV6 - SN1643; ConvF(6.01, 6.01, 6.01); Calibrated: 3/9/2010
- Sensor-Surface: 4mm (Mechanical Surface Detection)
- Electronics: DAE3 Sn472; Calibrated: 5/17/2010
- Phantom: SAM 1; Type: SAM 4.0; Serial: 1076
- Measurement SW: DASY4, V4.7 Build 80; Postprocessing SW: SEMCAD, V1.8 Build 186

**Touch position - Low/Area Scan (51x81x1):** Measurement grid: dx=15mm, dy=15mm
Maximum value of SAR (interpolated) = 0.777 mW/g

**Touch position - Low/Zoom Scan (5x5x7) (5x5x7)/Cube 0:** Measurement grid: dx=7.5mm, dy=7.5mm, dz=5mm
Reference Value = 8.47 V/m; Power Drift = -0.119 dB
Peak SAR (extrapolated) = 0.924 W/kg
**SAR(1 g) = 0.719 mW/g; SAR(10 g) = 0.526 mW/g**
Maximum value of SAR (measured) = 0.757 mW/g

This report shall NOT be reproduced except in full without the written consent of RIM Testing Services
Copyright 2005-2011, RIM Testing Services, a division of Research In Motion Limited

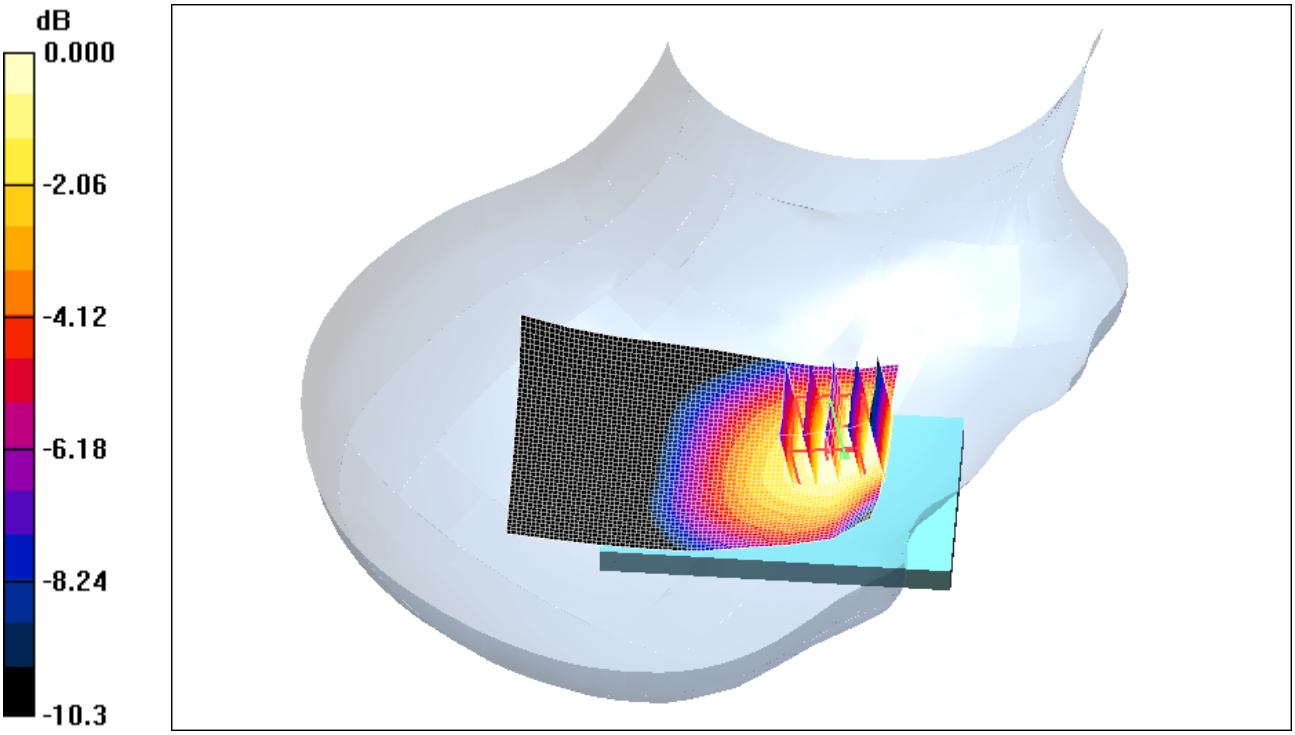


0 dB = 0.757mW/g


This report shall NOT be reproduced except in full without the written consent of RIM Testing Services
Copyright 2005-2011, RIM Testing Services, a division of Research In Motion Limited

Date/Time: 1/27/2011 8:39:28 PM

Test Laboratory: RIM Testing Services

## RightHandSide_EDGE850_mid_chan_amb_temp_23.4_liq_temp_21.7C

**DUT: BlackBerry Smartphone; Type: Sample ; Serial: 329A77DF**

Communication System: EDGE 850 (2slots); Frequency: 836.8 MHz;Duty Cycle: 1:4.2
Medium parameters used (interpolated): f = 836.8 MHz; $\sigma$ = 0.904 mho/m; $\varepsilon_r$ = 42.1; $\rho$ = 1000 kg/m$^3$
Phantom section: Right Section

DASY4 Configuration:

- Probe: ET3DV6 - SN1643; ConvF(6.01, 6.01, 6.01); Calibrated: 3/9/2010
- Sensor-Surface: 4mm (Mechanical Surface Detection)
- Electronics: DAE3 Sn472; Calibrated: 5/17/2010
- Phantom: SAM 1; Type: SAM 4.0; Serial: 1076
- Measurement SW: DASY4, V4.7 Build 80; Postprocessing SW: SEMCAD, V1.8 Build 186

**Touch position - Low/Area Scan (51x81x1):** Measurement grid: dx=15mm, dy=15mm

Info: Interpolated medium parameters used for SAR evaluation.
Maximum value of SAR (interpolated) = 0.924 mW/g

**Touch position - Low/Zoom Scan (5x5x7) (5x5x7)/Cube 0:** Measurement grid: dx=7.5mm, dy=7.5mm, dz=5mm
Reference Value = 9.95 V/m; Power Drift = -0.203 dB
Peak SAR (extrapolated) = 1.06 W/kg
**SAR(1 g) = 0.830 mW/g; SAR(10 g) = 0.612 mW/g**

Info: Interpolated medium parameters used for SAR evaluation.
Maximum value of SAR (measured) = 0.876 mW/g

This report shall NOT be reproduced except in full without the written consent of RIM Testing Services
Copyright 2005-2011, RIM Testing Services, a division of Research In Motion Limited

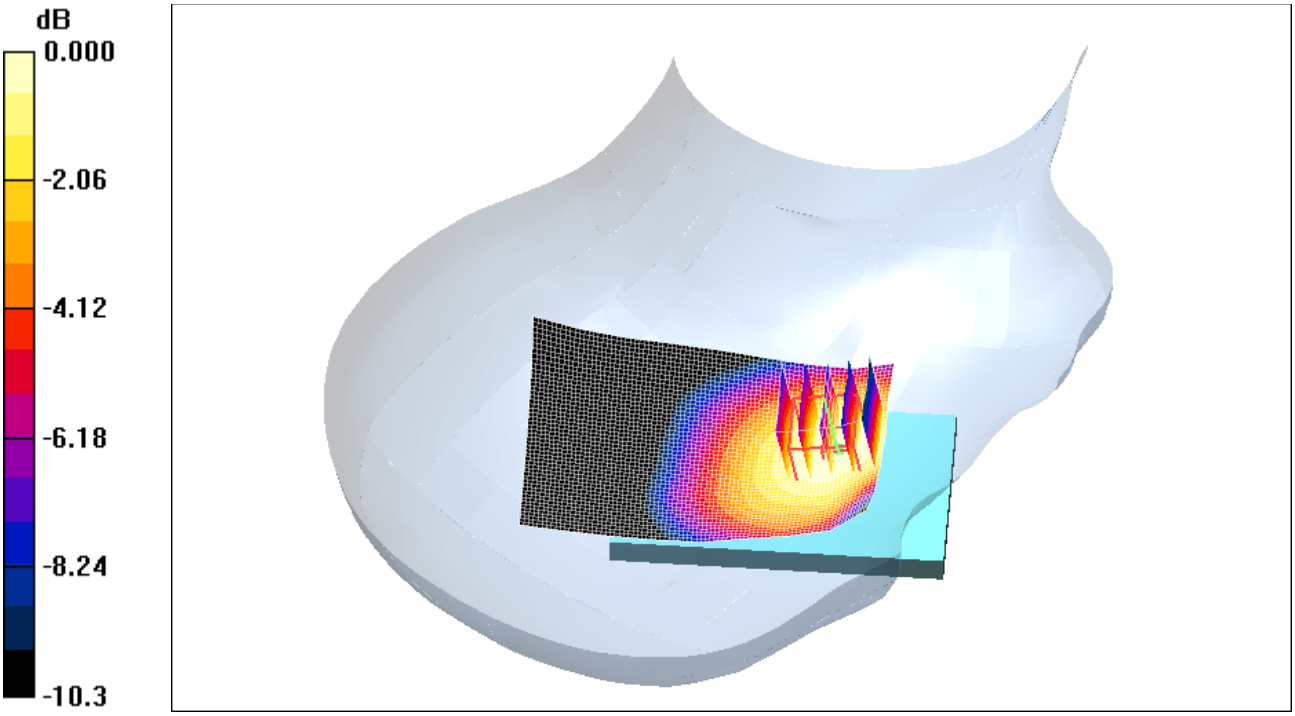


0 dB = 0.876mW/g


This report shall NOT be reproduced except in full without the written consent of RIM Testing Services
Copyright 2005-2011, RIM Testing Services, a division of Research In Motion Limited

Date/Time: 1/27/2011 9:13:11 PM

Test Laboratory: RIM Testing Services

## RightHandSide_EDGE850_high_chan_amb_temp_23.2_liq_temp_21.5C

**DUT: BlackBerry Smartphone; Type: Sample ; Serial: 329A77DF**

Communication System: EDGE 850 (2slots); Frequency: 848.8 MHz;Duty Cycle: 1:4.2
Medium parameters used (interpolated): f = 848.8 MHz; $\sigma$ = 0.917 mho/m; $\varepsilon_r$ = 42; $\rho$ = 1000 kg/m$^3$
Phantom section: Right Section

DASY4 Configuration:

- Probe: ET3DV6 - SN1643; ConvF(6.01, 6.01, 6.01); Calibrated: 3/9/2010
- Sensor-Surface: 4mm (Mechanical Surface Detection)
- Electronics: DAE3 Sn472; Calibrated: 5/17/2010
- Phantom: SAM 1; Type: SAM 4.0; Serial: 1076
- Measurement SW: DASY4, V4.7 Build 80; Postprocessing SW: SEMCAD, V1.8 Build 186

**Touch position - Low/Area Scan (51x81x1):** Measurement grid: dx=15mm, dy=15mm

Info: Interpolated medium parameters used for SAR evaluation.
Maximum value of SAR (interpolated) = 0.923 mW/g

**Touch position - Low/Zoom Scan (5x5x7) (5x5x7)/Cube 0:** Measurement grid: dx=7.5mm, dy=7.5mm, dz=5mm
Reference Value = 9.03 V/m; Power Drift = -0.039 dB
Peak SAR (extrapolated) = 1.09 W/kg
**SAR(1 g) = 0.845 mW/g; SAR(10 g) = 0.613 mW/g**

Info: Interpolated medium parameters used for SAR evaluation.
Maximum value of SAR (measured) = 0.891 mW/g

This report shall NOT be reproduced except in full without the written consent of RIM Testing Services
Copyright 2005-2011, RIM Testing Services, a division of Research In Motion Limited

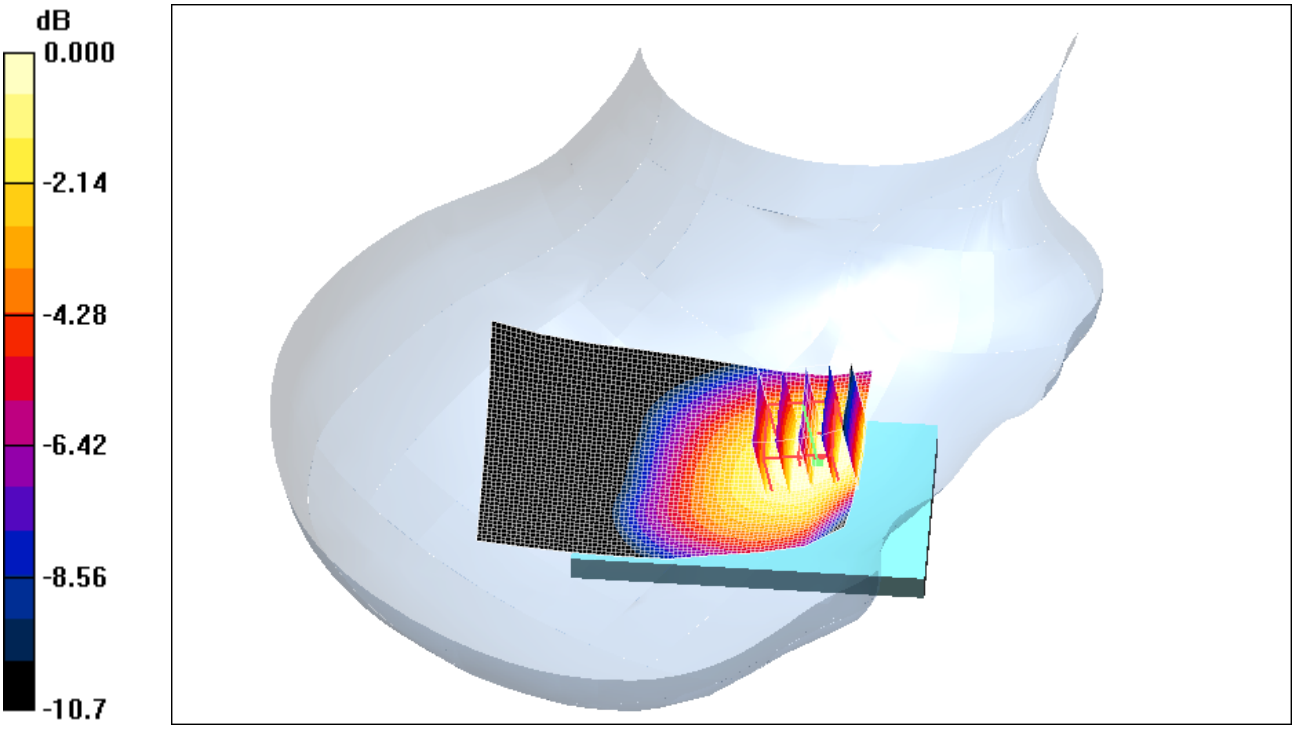


0 dB = 0.891mW/g


This report shall NOT be reproduced except in full without the written consent of RIM Testing Services
Copyright 2005-2011, RIM Testing Services, a division of Research In Motion Limited

Date/Time: 1/27/2011 10:18:53 PM

Test Laboratory: RIM Testing Services

## RightHandSide_Tilt_EDGE850_mid_chan_Amb_Tem_23.3_Liq_Tem_21.6C

**DUT: BlackBerry Smartphone; Type: Sample ; Serial: 329A77DF**

Communication System: EDGE 850 (2slots); Frequency: 836.8 MHz;Duty Cycle: 1:4.2
Medium parameters used (interpolated): f = 836.8 MHz; $\sigma$ = 0.904 mho/m; $\varepsilon_r$ = 42.1; $\rho$ = 1000 kg/m$^3$
Phantom section: Right Section

DASY4 Configuration:

- Probe: ET3DV6 - SN1643; ConvF(6.01, 6.01, 6.01); Calibrated: 3/9/2010
- Sensor-Surface: 4mm (Mechanical Surface Detection)
- Electronics: DAE3 Sn472; Calibrated: 5/17/2010
- Phantom: SAM 1; Type: SAM 4.0; Serial: 1076
- Measurement SW: DASY4, V4.7 Build 80; Postprocessing SW: SEMCAD, V1.8 Build 186

**Touch position -/Area Scan (51x81x1):** Measurement grid: dx=15mm, dy=15mm

Info: Interpolated medium parameters used for SAR evaluation.
Maximum value of SAR (interpolated) = 0.461 mW/g

**Touch position -/Zoom Scan (5x5x7) (5x5x7)/Cube 0:** Measurement grid: dx=7.5mm, dy=7.5mm, dz=5mm
Reference Value = 14.2 V/m; Power Drift = -0.087 dB
Peak SAR (extrapolated) = 0.517 W/kg
**SAR(1 g) = 0.433 mW/g; SAR(10 g) = 0.329 mW/g**

Info: Interpolated medium parameters used for SAR evaluation.
Maximum value of SAR (measured) = 0.451 mW/g

This report shall NOT be reproduced except in full without the written consent of RIM Testing Services
Copyright 2005-2011, RIM Testing Services, a division of Research In Motion Limited

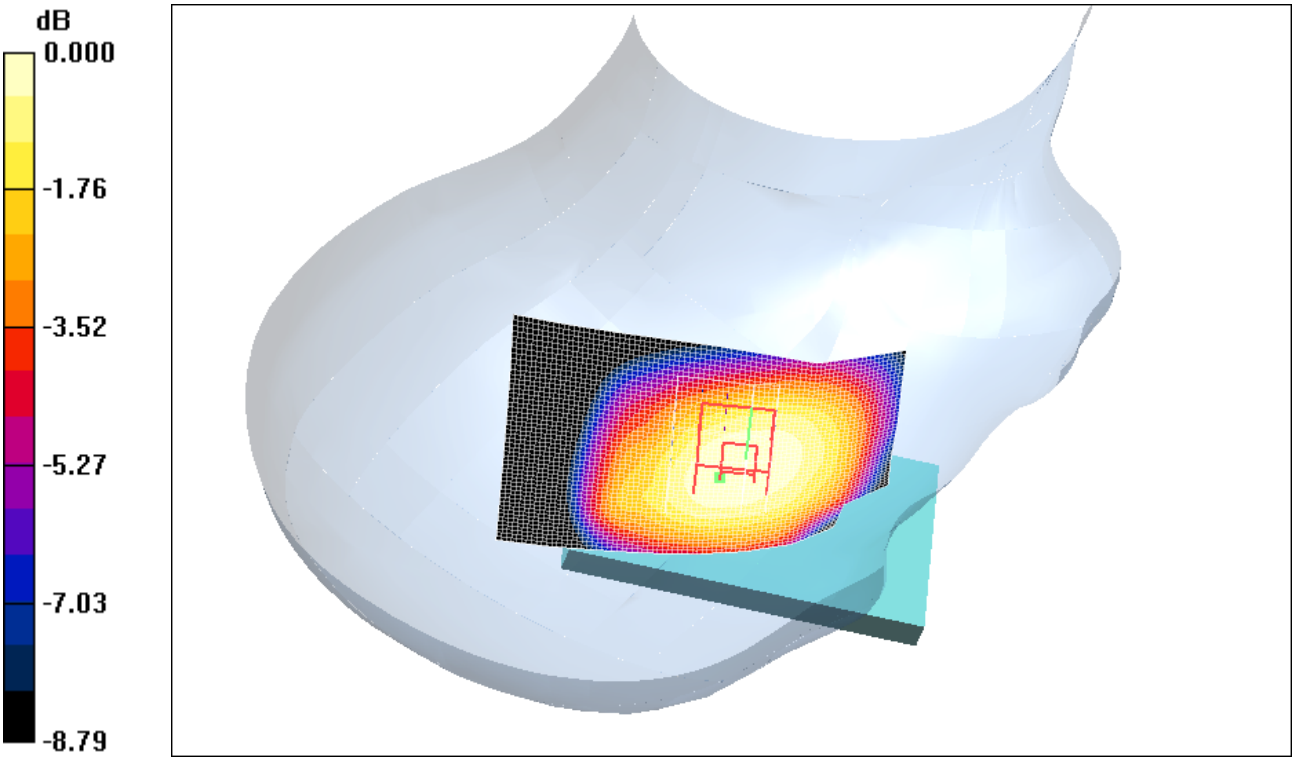


0 dB = 0.451mW/g


This report shall NOT be reproduced except in full without the written consent of RIM Testing Services
Copyright 2005-2011, RIM Testing Services, a division of Research In Motion Limited

Date/Time: 1/27/2011 10:33:59 PM

Test Laboratory: RIM Testing Services

## RightHandSide_GSM850_mid_chan_amb_temp_23.3_liq_temp_21.6C

**DUT: BlackBerry Smartphone; Type: Sample ; Serial: 329A77DF**

Communication System: GSM 850; Frequency: 836.8 MHz;Duty Cycle: 1:8.3
Medium parameters used (interpolated): f = 836.8 MHz; $\sigma$ = 0.904 mho/m; $\varepsilon_r$ = 42.1; $\rho$ = 1000 kg/m$^3$
Phantom section: Right Section

DASY4 Configuration:

- Probe: ET3DV6 - SN1643; ConvF(6.01, 6.01, 6.01); Calibrated: 3/9/2010
- Sensor-Surface: 4mm (Mechanical Surface Detection)
- Electronics: DAE3 Sn472; Calibrated: 5/17/2010
- Phantom: SAM 1; Type: SAM 4.0; Serial: 1076
- Measurement SW: DASY4, V4.7 Build 80; Postprocessing SW: SEMCAD, V1.8 Build 186

**Touch position - Low/Area Scan (51x81x1):** Measurement grid: dx=15mm, dy=15mm

Info: Interpolated medium parameters used for SAR evaluation.
Maximum value of SAR (interpolated) = 0.802 mW/g

**Touch position - Low/Zoom Scan (5x5x7) (5x5x7)/Cube 0:** Measurement grid: dx=7.5mm, dy=7.5mm, dz=5mm
Reference Value = 9.44 V/m; Power Drift = -0.411 dB
Peak SAR (extrapolated) = 0.940 W/kg
**SAR(1 g) = 0.736 mW/g; SAR(10 g) = 0.540 mW/g**

Info: Interpolated medium parameters used for SAR evaluation.
Maximum value of SAR (measured) = 0.784 mW/g

This report shall NOT be reproduced except in full without the written consent of RIM Testing Services
Copyright 2005-2011, RIM Testing Services, a division of Research In Motion Limited

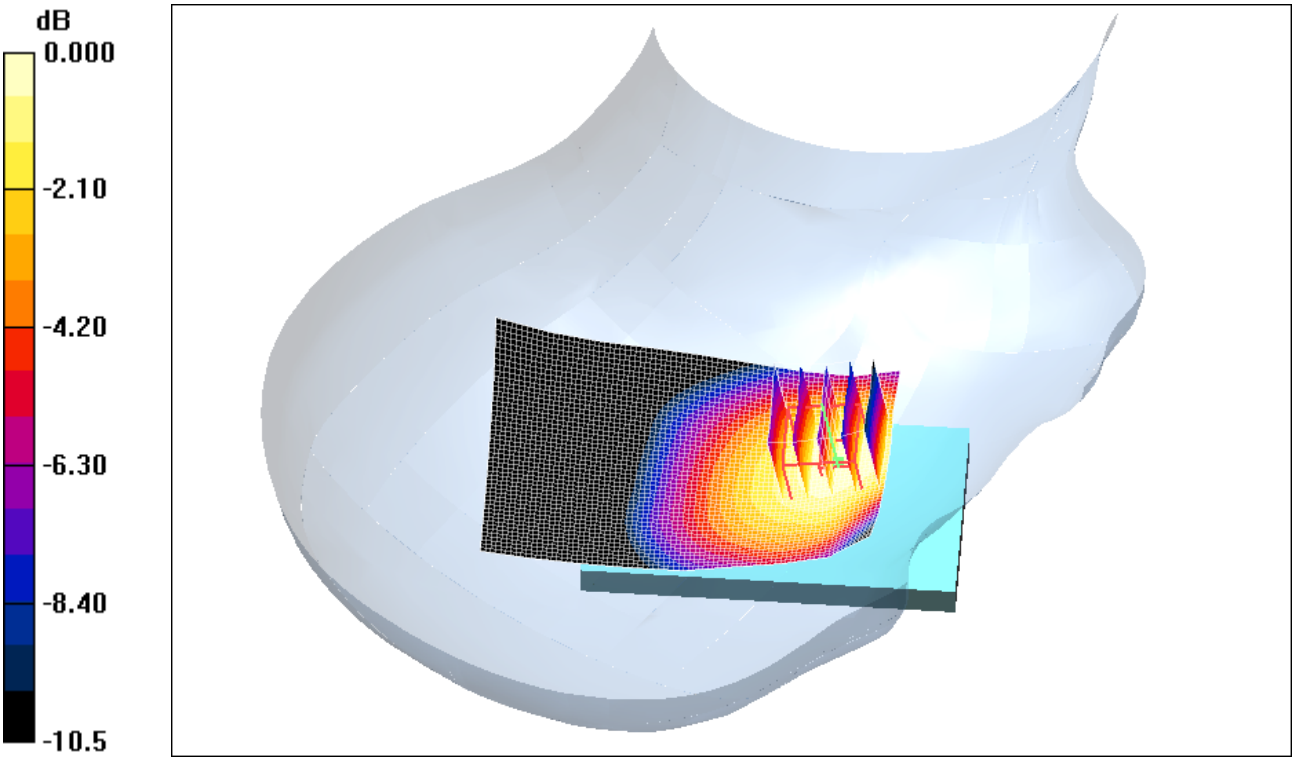


0 dB = 0.784mW/g


This report shall NOT be reproduced except in full without the written consent of RIM Testing Services
Copyright 2005-2011, RIM Testing Services, a division of Research In Motion Limited

Date/Time: 1/28/2011 12:26:12 AM

Test Laboratory: RIM Testing Services

## LeftHandSide_EDGE850_4_Slots_mid_chan_amb_temp_23.1_liq_temp_21.4C

**DUT: BlackBerry Smartphone; Type: Sample ; Serial: 329A77DF**

Communication System: EDGE 850 (4 slots); Frequency: 836.8 MHz;Duty Cycle: 1:2.1
Medium parameters used (interpolated): f = 836.8 MHz; $\sigma$ = 0.904 mho/m; $\varepsilon_r$ = 42.1; $\rho$ = 1000 kg/m$^3$
Phantom section: Left Section

DASY4 Configuration:

- Probe: ET3DV6 - SN1643; ConvF(6.01, 6.01, 6.01); Calibrated: 3/9/2010
- Sensor-Surface: 4mm (Mechanical Surface Detection)
- Electronics: DAE3 Sn472; Calibrated: 5/17/2010
- Phantom: SAM 1; Type: SAM 4.0; Serial: 1076
- Measurement SW: DASY4, V4.7 Build 80; Postprocessing SW: SEMCAD, V1.8 Build 186

**Touch position -/Area Scan (51x81x1):** Measurement grid: dx=15mm, dy=15mm

Info: Interpolated medium parameters used for SAR evaluation.
Maximum value of SAR (interpolated) = 0.699 mW/g

**Touch position -/Zoom Scan (5x5x7) (5x5x7)/Cube 0:** Measurement grid: dx=7.5mm, dy=7.5mm, dz=5mm
Reference Value = 8.97 V/m; Power Drift = 0.053 dB
Peak SAR (extrapolated) = 0.821 W/kg
**SAR(1 g) = 0.679 mW/g; SAR(10 g) = 0.517 mW/g**

Info: Interpolated medium parameters used for SAR evaluation.

Maximum value of SAR (measured) = 0.716 mW/g

This report shall NOT be reproduced except in full without the written consent of RIM Testing Services
Copyright 2005-2011, RIM Testing Services, a division of Research In Motion Limited

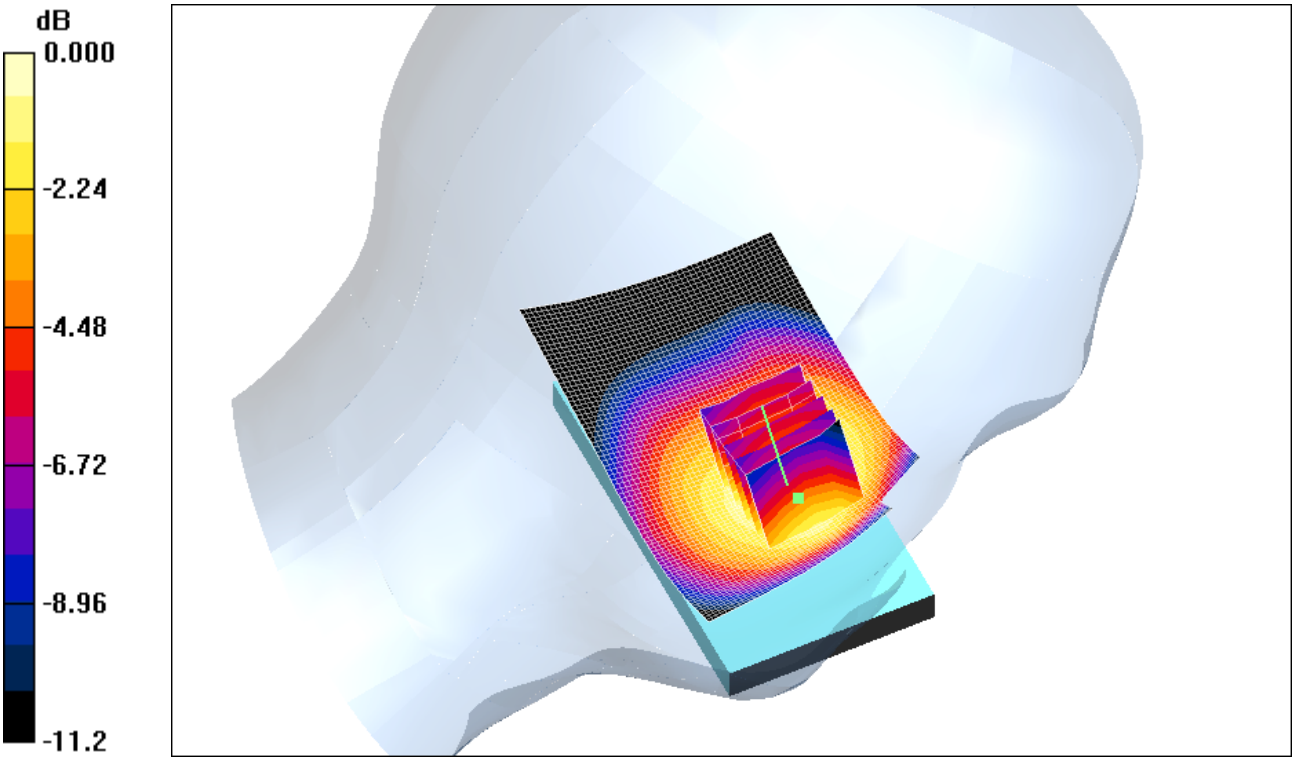


0 dB = 0.716mW/g


This report shall NOT be reproduced except in full without the written consent of RIM Testing Services
Copyright 2005-2011, RIM Testing Services, a division of Research In Motion Limited

Date/Time: 1/28/2011 12:07:55 AM

Test Laboratory: RIM Testing Services

## LeftHandSide_EDGE850_3_Slots_mid_chan_amb_temp_23.1_liq_temp_21.4C

**DUT: BlackBerry Smartphone; Type: Sample ; Serial: 329A77DF**

Communication System: EDGE 850 (3 slots); Frequency: 836.8 MHz;Duty Cycle: 1:2.8
Medium parameters used (interpolated): f = 836.8 MHz; $\sigma$ = 0.904 mho/m; $\varepsilon_r$ = 42.1; $\rho$ = 1000 kg/m$^3$
Phantom section: Left Section

DASY4 Configuration:

- Probe: ET3DV6 - SN1643; ConvF(6.01, 6.01, 6.01); Calibrated: 3/9/2010
- Sensor-Surface: 4mm (Mechanical Surface Detection)
- Electronics: DAE3 Sn472; Calibrated: 5/17/2010
- Phantom: SAM 1; Type: SAM 4.0; Serial: 1076
- Measurement SW: DASY4, V4.7 Build 80; Postprocessing SW: SEMCAD, V1.8 Build 186

**Touch position -/Area Scan (51x81x1):** Measurement grid: dx=15mm, dy=15mm

Info: Interpolated medium parameters used for SAR evaluation.
Maximum value of SAR (interpolated) = 0.735 mW/g

**Touch position -/Zoom Scan (5x5x7) (5x5x7)/Cube 0:** Measurement grid: dx=7.5mm, dy=7.5mm, dz=5mm
Reference Value = 9.42 V/m; Power Drift = -0.543 dB
Peak SAR (extrapolated) = 1.18 W/kg
**SAR(1 g) = 0.743 mW/g; SAR(10 g) = 0.530 mW/g**

Info: Interpolated medium parameters used for SAR evaluation.

Maximum value of SAR (measured) = 0.718 mW/g

This report shall NOT be reproduced except in full without the written consent of RIM Testing Services
Copyright 2005-2011, RIM Testing Services, a division of Research In Motion Limited




0 dB = 0.718mW/g


This report shall NOT be reproduced except in full without the written consent of RIM Testing Services
Copyright 2005-2011, RIM Testing Services, a division of Research In Motion Limited

Date/Time: 1/27/2011 11:31:52 PM

Test Laboratory: RIM Testing Services

## LeftHandSide_EDGE850_mid_chan_amb_temp_23.1_liq_temp_21.4C

**DUT: BlackBerry Smartphone; Type: Sample ; Serial: 329A77DF**

Communication System: EDGE 850 (2slots); Frequency: 836.8 MHz;Duty Cycle: 1:4.2
Medium parameters used (interpolated): f = 836.8 MHz; $\sigma$ = 0.904 mho/m; $\varepsilon_r$ = 42.1; $\rho$ = 1000 kg/m$^3$
Phantom section: Left Section

DASY4 Configuration:

- Probe: ET3DV6 - SN1643; ConvF(6.01, 6.01, 6.01); Calibrated: 3/9/2010
- Sensor-Surface: 4mm (Mechanical Surface Detection)
- Electronics: DAE3 Sn472; Calibrated: 5/17/2010
- Phantom: SAM 1; Type: SAM 4.0; Serial: 1076
- Measurement SW: DASY4, V4.7 Build 80; Postprocessing SW: SEMCAD, V1.8 Build 186

**Touch position -/Area Scan (51x81x1):** Measurement grid: dx=15mm, dy=15mm

Info: Interpolated medium parameters used for SAR evaluation.
Maximum value of SAR (interpolated) = 0.820 mW/g

**Touch position -/Zoom Scan (5x5x7) (5x5x7)/Cube 0:** Measurement grid: dx=7.5mm, dy=7.5mm, dz=5mm
Reference Value = 9.80 V/m; Power Drift = -0.125 dB
Peak SAR (extrapolated) = 0.899 W/kg
**SAR(1 g) = 0.754 mW/g; SAR(10 g) = 0.574 mW/g**

Info: Interpolated medium parameters used for SAR evaluation.

Maximum value of SAR (measured) = 0.789 mW/g

This report shall NOT be reproduced except in full without the written consent of RIM Testing Services
Copyright 2005-2011, RIM Testing Services, a division of Research In Motion Limited

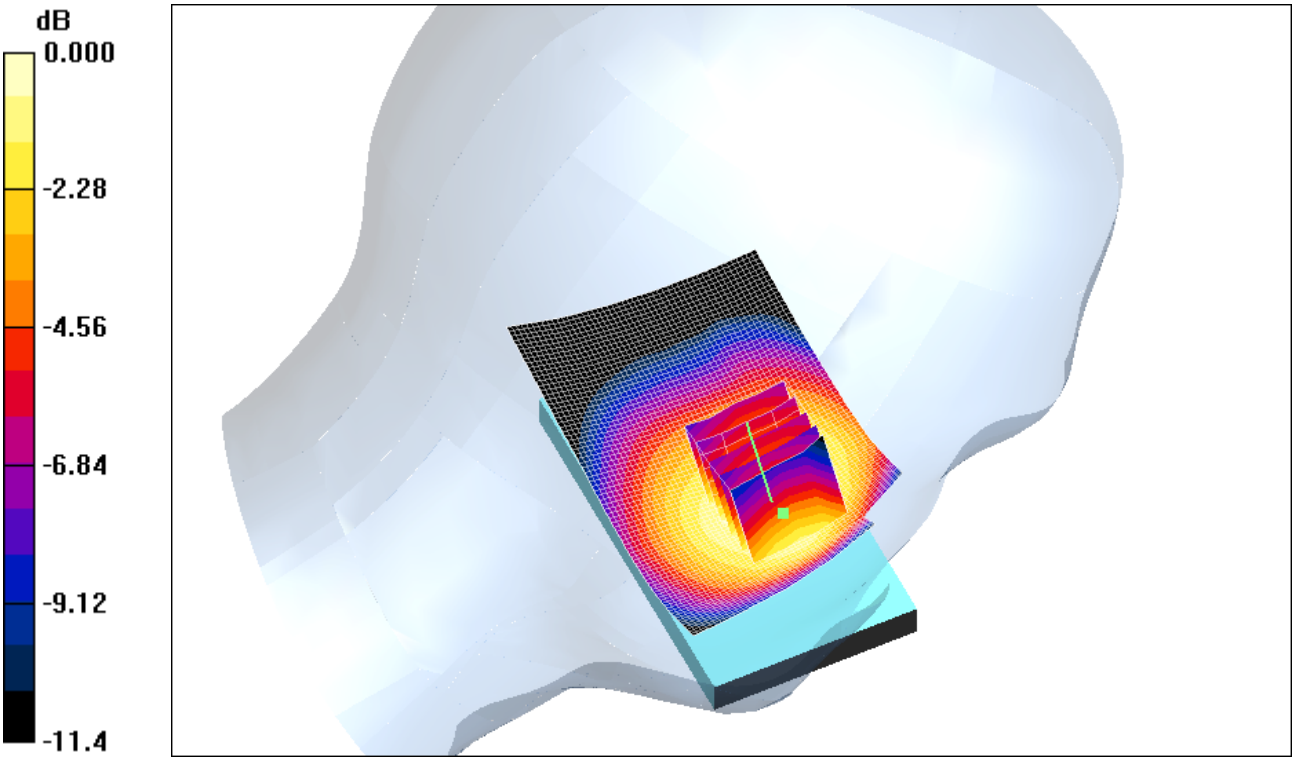


0 dB = 0.789mW/g


This report shall NOT be reproduced except in full without the written consent of RIM Testing Services
Copyright 2005-2011, RIM Testing Services, a division of Research In Motion Limited

Date/Time: 1/28/2011 12:41:39 AM

Test Laboratory: RIM Testing Services

## LeftHandSide_Tilt_EDGE850_mid_chan_Amb_Tem_23.2_Liq_Tem_21.5_C

**DUT: BlackBerry Smartphone; Type: Sample ; Serial: 329A77DF**

Communication System: EDGE 850 (2slots); Frequency: 836.8 MHz;Duty Cycle: 1:4.2
Medium parameters used (interpolated): f = 836.8 MHz; $\sigma$ = 0.904 mho/m; $\varepsilon_r$ = 42.1; $\rho$ = 1000 kg/m$^3$
Phantom section: Left Section

DASY4 Configuration:

- Probe: ET3DV6 - SN1643; ConvF(6.01, 6.01, 6.01); Calibrated: 3/9/2010
- Sensor-Surface: 4mm (Mechanical Surface Detection)
- Electronics: DAE3 Sn472; Calibrated: 5/17/2010
- Phantom: SAM 1; Type: SAM 4.0; Serial: 1076
- Measurement SW: DASY4, V4.7 Build 80; Postprocessing SW: SEMCAD, V1.8 Build 186

**Touch position -/Area Scan (61x81x1):** Measurement grid: dx=15mm, dy=15mm

Info: Interpolated medium parameters used for SAR evaluation.
Maximum value of SAR (interpolated) = 0.431 mW/g

**Touch position -/Zoom Scan (5x5x7) (5x5x7)/Cube 0:** Measurement grid: dx=7.5mm, dy=7.5mm, dz=5mm
Reference Value = 13.8 V/m; Power Drift = 0.082 dB
Peak SAR (extrapolated) = 0.492 W/kg
**SAR(1 g) = 0.403 mW/g; SAR(10 g) = 0.306 mW/g**

Info: Interpolated medium parameters used for SAR evaluation.
Maximum value of SAR (measured) = 0.420 mW/g

This report shall NOT be reproduced except in full without the written consent of RIM Testing Services
Copyright 2005-2011, RIM Testing Services, a division of Research In Motion Limited




0 dB = 0.420mW/g


This report shall NOT be reproduced except in full without the written consent of RIM Testing Services
Copyright 2005-2011, RIM Testing Services, a division of Research In Motion Limited

Date/Time: 1/28/2011 12:57:13 AM

Test Laboratory: RIM Testing Services

## LeftHandSide_GSM850_mid_chan_amb_temp_23.1_liq_temp_21.4C

**DUT: BlackBerry Smartphone; Type: Sample ; Serial: 329A77DF**

Communication System: GSM 850; Frequency: 836.8 MHz;Duty Cycle: 1:8.3
Medium parameters used (interpolated): f = 836.8 MHz; $\sigma$ = 0.904 mho/m; $\varepsilon_r$ = 42.1; $\rho$ = 1000 kg/m$^3$
Phantom section: Left Section

DASY4 Configuration:

- Probe: ET3DV6 - SN1643; ConvF(6.01, 6.01, 6.01); Calibrated: 3/9/2010
- Sensor-Surface: 4mm (Mechanical Surface Detection)
- Electronics: DAE3 Sn472; Calibrated: 5/17/2010
- Phantom: SAM 1; Type: SAM 4.0; Serial: 1076
- Measurement SW: DASY4, V4.7 Build 80; Postprocessing SW: SEMCAD, V1.8 Build 186

**Touch position -/Area Scan (51x81x1):** Measurement grid: dx=15mm, dy=15mm

Info: Interpolated medium parameters used for SAR evaluation.
Maximum value of SAR (interpolated) = 0.722 mW/g

**Touch position -/Zoom Scan (5x5x7) (5x5x7)/Cube 0:** Measurement grid: dx=7.5mm, dy=7.5mm, dz=5mm
Reference Value = 9.62 V/m; Power Drift = -0.314 dB
Peak SAR (extrapolated) = 0.829 W/kg
**SAR(1 g) = 0.683 mW/g; SAR(10 g) = 0.517 mW/g**

Info: Interpolated medium parameters used for SAR evaluation.

Maximum value of SAR (measured) = 0.717 mW/g

This report shall NOT be reproduced except in full without the written consent of RIM Testing Services
Copyright 2005-2011, RIM Testing Services, a division of Research In Motion Limited

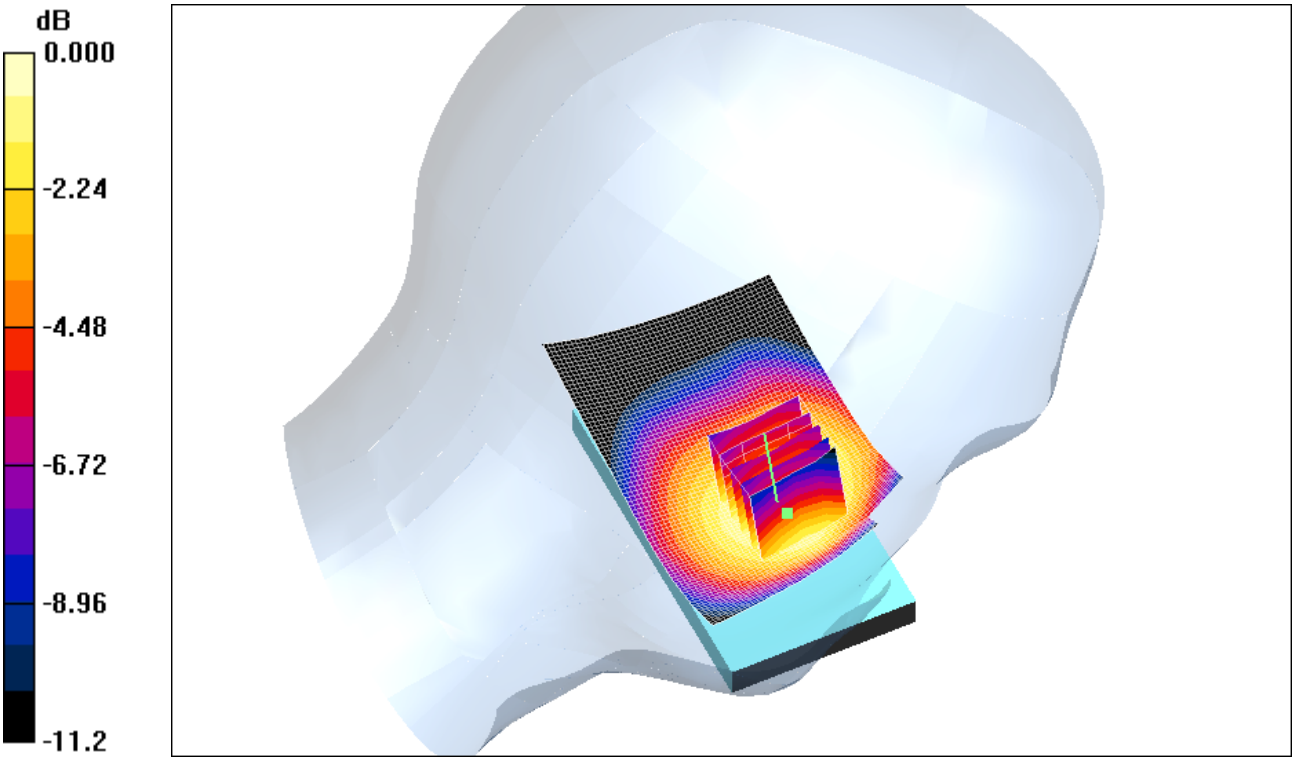


0 dB = 0.717mW/g


This report shall NOT be reproduced except in full without the written consent of RIM Testing Services
Copyright 2005-2011, RIM Testing Services, a division of Research In Motion Limited

Date/Time: 1/28/2011 3:46:58 PM

Test Laboratory: RIM Testing Services

## RightHandSide_CDMA800_mid_chan_amb_temp_23.3_liq_temp_22.1C

**DUT: BlackBerry Smartphone; Type: Sample ; Serial: 329A77DF**

Communication System: CDMA 800; Frequency: 836.52 MHz;Duty Cycle: 1:1
Medium parameters used (interpolated): f = 836.52 MHz; $\sigma$ = 0.904 mho/m; $\varepsilon_r$ = 42.1; $\rho$ = 1000 kg/m$^3$
Phantom section: Right Section

DASY4 Configuration:

- Probe: ET3DV6 - SN1643; ConvF(6.01, 6.01, 6.01); Calibrated: 3/9/2010
- Sensor-Surface: 4mm (Mechanical Surface Detection)
- Electronics: DAE3 Sn472; Calibrated: 5/17/2010
- Phantom: SAM 1; Type: SAM 4.0; Serial: 1076
- Measurement SW: DASY4, V4.7 Build 80; Postprocessing SW: SEMCAD, V1.8 Build 186

**Touch position - Mid/Area Scan (51x81x1):** Measurement grid: dx=15mm, dy=15mm

Info: Interpolated medium parameters used for SAR evaluation.
Maximum value of SAR (interpolated) = 0.748 mW/g

**Touch position - Mid/Zoom Scan (5x5x7) (5x5x7)/Cube 0:** Measurement grid: dx=7.5mm, dy=7.5mm, dz=5mm
Reference Value = 9.41 V/m; Power Drift = -0.403 dB
Peak SAR (extrapolated) = 0.845 W/kg
**SAR(1 g) = 0.684 mW/g; SAR(10 g) = 0.509 mW/g**

Info: Interpolated medium parameters used for SAR evaluation.
Maximum value of SAR (measured) = 0.727 mW/g

This report shall NOT be reproduced except in full without the written consent of RIM Testing Services
Copyright 2005-2011, RIM Testing Services, a division of Research In Motion Limited

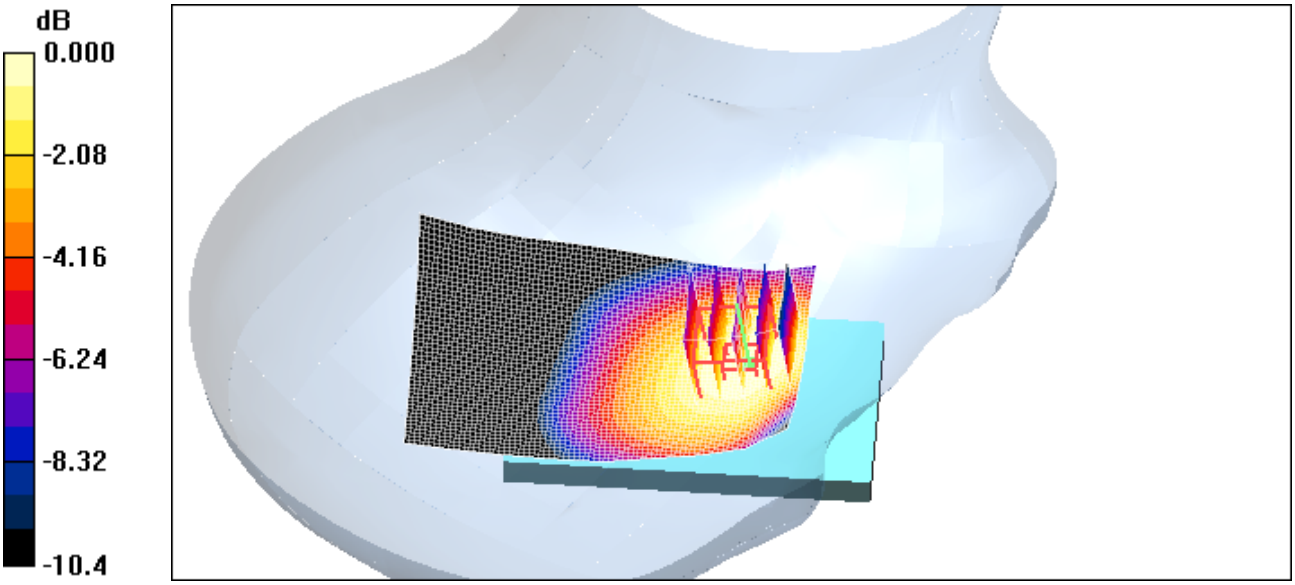


0 dB = 0.727mW/g


This report shall NOT be reproduced except in full without the written consent of RIM Testing Services
Copyright 2005-2011, RIM Testing Services, a division of Research In Motion Limited

Date/Time: 1/28/2011 4:03:03 PM

Test Laboratory: RIM Testing Services

## RightHandSide_Tilt_CDMA800_mid_chan_amb_temp_23.2_liq_temp_22.0C

**DUT: BlackBerry Smartphone; Type: Sample ; Serial: 329A77DF**

Communication System: CDMA 800; Frequency: 836.52 MHz;Duty Cycle: 1:1
Medium parameters used (interpolated): f = 836.52 MHz; $\sigma$ = 0.904 mho/m; $\varepsilon_r$ = 42.1; $\rho$ = 1000 kg/m$^3$
Phantom section: Right Section

DASY4 Configuration:

- Probe: ET3DV6 - SN1643; ConvF(6.01, 6.01, 6.01); Calibrated: 3/9/2010
- Sensor-Surface: 4mm (Mechanical Surface Detection)
- Electronics: DAE3 Sn472; Calibrated: 5/17/2010
- Phantom: SAM 1; Type: SAM 4.0; Serial: 1076
- Measurement SW: DASY4, V4.7 Build 80; Postprocessing SW: SEMCAD, V1.8 Build 186

**Touch position - Mid/Area Scan (51x81x1):** Measurement grid: dx=15mm, dy=15mm

Info: Interpolated medium parameters used for SAR evaluation.
Maximum value of SAR (interpolated) = 0.389 mW/g

**Touch position - Mid/Zoom Scan (5x5x7) (5x5x7)/Cube 0:** Measurement grid: dx=7.5mm, dy=7.5mm, dz=5mm
Reference Value = 13.7 V/m; Power Drift = 0.085 dB
Peak SAR (extrapolated) = 0.448 W/kg
**SAR(1 g) = 0.370 mW/g; SAR(10 g) = 0.280 mW/g**

Info: Interpolated medium parameters used for SAR evaluation.
Maximum value of SAR (measured) = 0.388 mW/g

This report shall NOT be reproduced except in full without the written consent of RIM Testing Services
Copyright 2005-2011, RIM Testing Services, a division of Research In Motion Limited

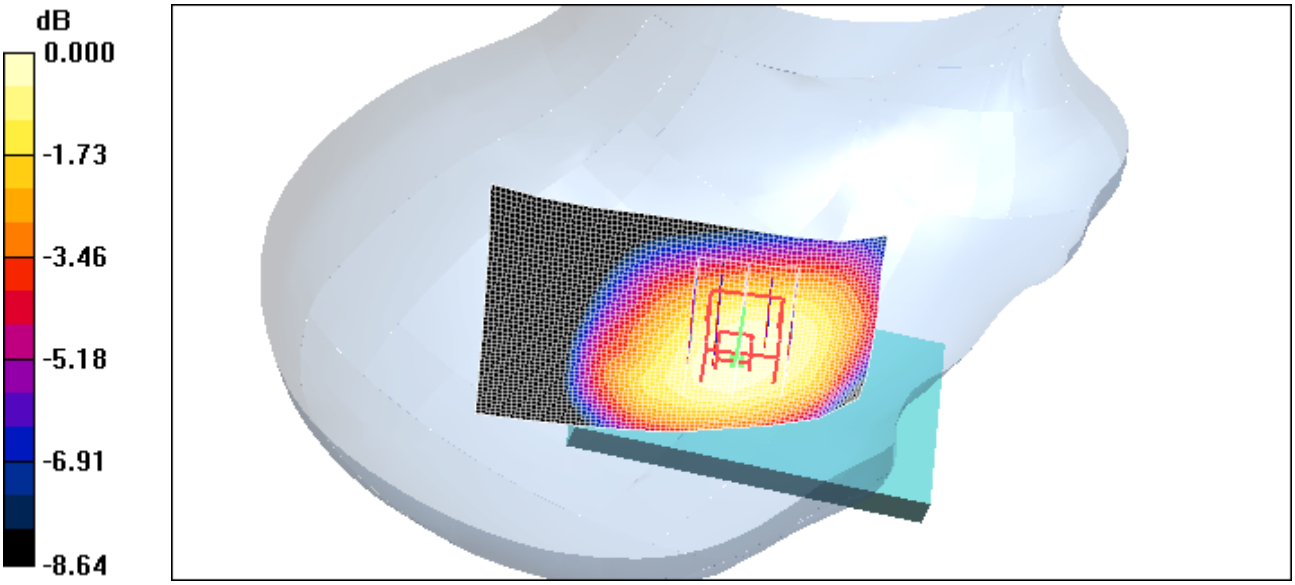


0 dB = 0.388mW/g


This report shall NOT be reproduced except in full without the written consent of RIM Testing Services
Copyright 2005-2011, RIM Testing Services, a division of Research In Motion Limited

Date/Time: 1/28/2011 4:18:46 PM

Test Laboratory: RIM Testing Services

## LeftHandSide_CDMA800_mid_chan_amb_temp_23.2_liq_temp_22.0C

**DUT: BlackBerry Smartphone; Type: Sample ; Serial: 329A77DF**

Communication System: CDMA 800; Frequency: 836.52 MHz;Duty Cycle: 1:1
Medium parameters used (interpolated): f = 836.52 MHz; $\sigma$ = 0.904 mho/m; $\varepsilon_r$ = 42.1; $\rho$ = 1000 kg/m$^3$
Phantom section: Left Section

DASY4 Configuration:

- Probe: ET3DV6 - SN1643; ConvF(6.01, 6.01, 6.01); Calibrated: 3/9/2010
- Sensor-Surface: 4mm (Mechanical Surface Detection)
- Electronics: DAE3 Sn472; Calibrated: 5/17/2010
- Phantom: SAM 1; Type: SAM 4.0; Serial: 1076
- Measurement SW: DASY4, V4.7 Build 80; Postprocessing SW: SEMCAD, V1.8 Build 186

**Touch position -/Area Scan (51x81x1):** Measurement grid: dx=15mm, dy=15mm

Info: Interpolated medium parameters used for SAR evaluation.
Maximum value of SAR (interpolated) = 0.659 mW/g

**Touch position -/Zoom Scan (5x5x7) (5x5x7)/Cube 0:** Measurement grid: dx=7.5mm, dy=7.5mm, dz=5mm
Reference Value = 9.34 V/m; Power Drift = -0.182 dB
Peak SAR (extrapolated) = 0.733 W/kg
**SAR(1 g) = 0.617 mW/g; SAR(10 g) = 0.470 mW/g**

Info: Interpolated medium parameters used for SAR evaluation.
Maximum value of SAR (measured) = 0.647 mW/g

This report shall NOT be reproduced except in full without the written consent of RIM Testing Services
Copyright 2005-2011, RIM Testing Services, a division of Research In Motion Limited

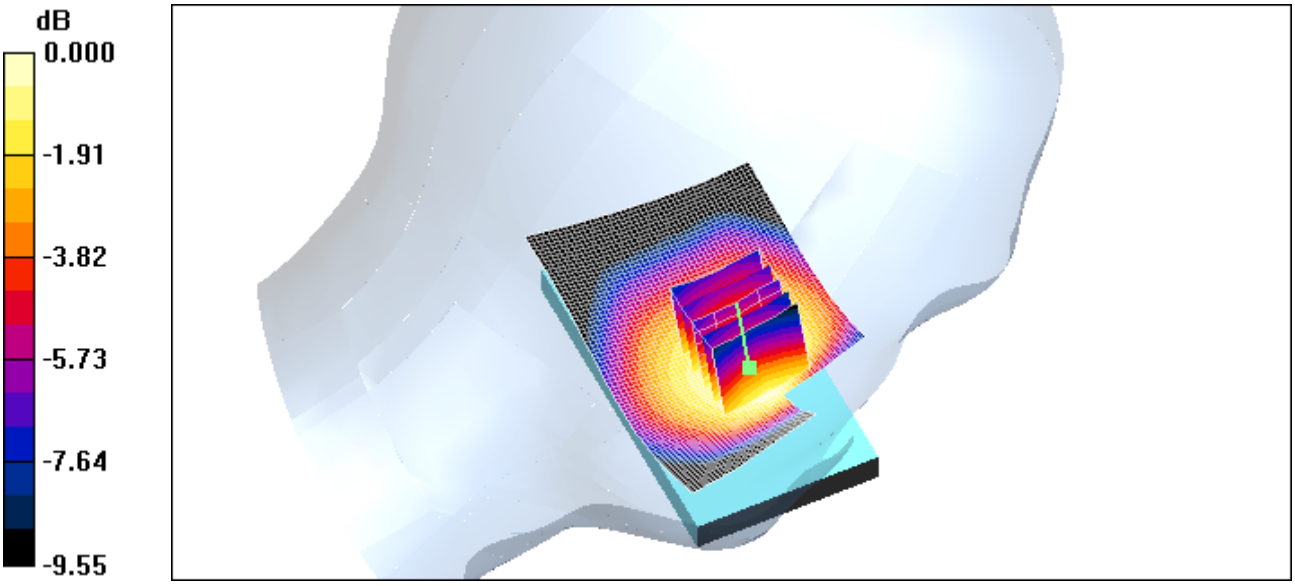


0 dB = 0.647mW/g


This report shall NOT be reproduced except in full without the written consent of RIM Testing Services
Copyright 2005-2011, RIM Testing Services, a division of Research In Motion Limited

Date/Time: 1/28/2011 4:36:27 PM

Test Laboratory: RIM Testing Services

## LeftHandSide_Tilt_CDMA800_mid_chan_amb_temp_23.2_liq_temp_22.0C

**DUT: BlackBerry Smartphone; Type: Sample ; Serial: 329A77DF**

Communication System: CDMA 800; Frequency: 836.52 MHz;Duty Cycle: 1:1
Medium parameters used (interpolated): f = 836.52 MHz; $\sigma$ = 0.904 mho/m; $\varepsilon_r$ = 42.1; $\rho$ = 1000 kg/m$^3$
Phantom section: Left Section

DASY4 Configuration:

- Probe: ET3DV6 - SN1643; ConvF(6.01, 6.01, 6.01); Calibrated: 3/9/2010
- Sensor-Surface: 4mm (Mechanical Surface Detection)
- Electronics: DAE3 Sn472; Calibrated: 5/17/2010
- Phantom: SAM 1; Type: SAM 4.0; Serial: 1076
- Measurement SW: DASY4, V4.7 Build 80; Postprocessing SW: SEMCAD, V1.8 Build 186

**Touch position -/Area Scan (51x81x1):** Measurement grid: dx=15mm, dy=15mm

Info: Interpolated medium parameters used for SAR evaluation.
Maximum value of SAR (interpolated) = 0.355 mW/g

**Touch position -/Zoom Scan (5x5x7) (5x5x7)/Cube 0:** Measurement grid: dx=7.5mm, dy=7.5mm, dz=5mm
Reference Value = 13.2 V/m; Power Drift = -0.018 dB
Peak SAR (extrapolated) = 0.410 W/kg
**SAR(1 g) = 0.336 mW/g; SAR(10 g) = 0.255 mW/g**

Info: Interpolated medium parameters used for SAR evaluation.
Maximum value of SAR (measured) = 0.352 mW/g

This report shall NOT be reproduced except in full without the written consent of RIM Testing Services
Copyright 2005-2011, RIM Testing Services, a division of Research In Motion Limited

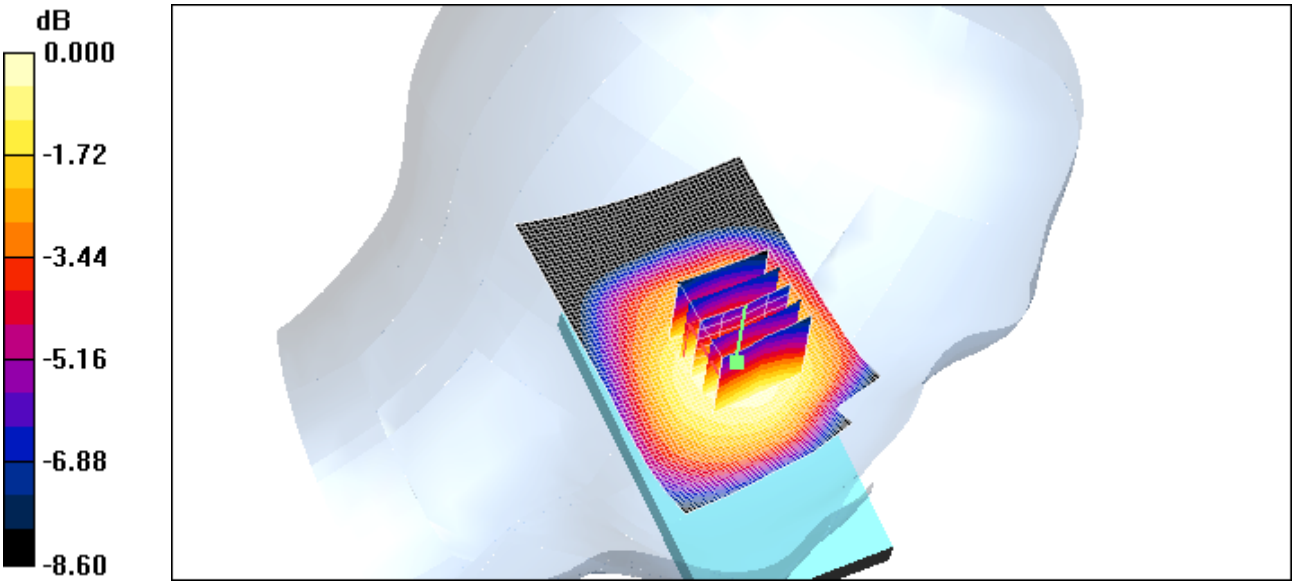


0 dB = 0.352mW/g


This report shall NOT be reproduced except in full without the written consent of RIM Testing Services
Copyright 2005-2011, RIM Testing Services, a division of Research In Motion Limited

Date/Time: 1/20/2011 1:40:37 PM

Test Laboratory: RIM Testing Services

## RightHandSide_CDMA1900_low_chan_Amb_Tem_23.5_Liq_Tem_22.1 C

**DUT: BlackBerry Smartphone; Type: Sample ; Serial: 329A77DF**

Communication System: CDMA 1900; Frequency: 1851.25 MHz;Duty Cycle: 1:1
Medium parameters used (interpolated): f = 1851.25 MHz; $\sigma$ = 1.29 mho/m; $\varepsilon_r$ = 40.1; $\rho$ = 1000 kg/m$^3$
Phantom section: Right Section
Measurement Standard: DASY4 (High Precision Assessment)

DASY4 Configuration:

- Probe: ET3DV6 - SN1644; ConvF(5.09, 5.09, 5.09); Calibrated: 11/16/2010
- Sensor-Surface: 4mm (Mechanical Surface Detection)
- Electronics: DAE3 Sn472; Calibrated: 5/17/2010
- Phantom: SAM 1; Type: SAM 4.0; Serial: 1076
- Measurement SW: DASY4, V4.7 Build 80; Postprocessing SW: SEMCAD, V1.8 Build 186

**Touch position -/Area Scan (61x81x1):** Measurement grid: dx=15mm, dy=15mm

Info: Interpolated medium parameters used for SAR evaluation.
Maximum value of SAR (interpolated) = 0.983 mW/g

**Touch position -/Zoom Scan (5x5x7) (5x5x7)/Cube 0:** Measurement grid: dx=7.5mm, dy=7.5mm, dz=5mm
Reference Value = 9.68 V/m; Power Drift = -0.153 dB
Peak SAR (extrapolated) = 1.47 W/kg
**SAR(1 g) = 0.898 mW/g; SAR(10 g) = 0.506 mW/g**

Info: Interpolated medium parameters used for SAR evaluation.
Maximum value of SAR (measured) = 0.971 mW/g

This report shall NOT be reproduced except in full without the written consent of RIM Testing Services
Copyright 2005-2011, RIM Testing Services, a division of Research In Motion Limited

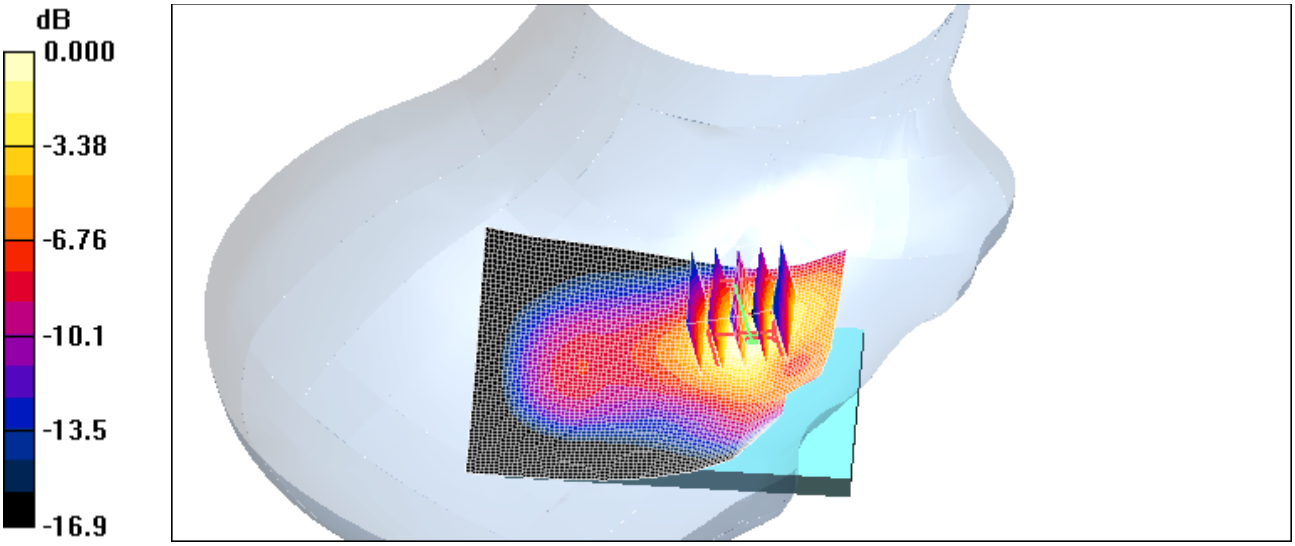


0 dB = 0.971mW/g


This report shall NOT be reproduced except in full without the written consent of RIM Testing Services
Copyright 2005-2011, RIM Testing Services, a division of Research In Motion Limited

Date/Time: 1/20/2011 1:24:26 PM

Test Laboratory: RIM Testing Services

## RightHandSide_CDMA1900_mid_chan_Amb_Tem_23.8_Liq_Tem_22.3 C

**DUT: BlackBerry Smartphone; Type: Sample ; Serial: 329A77DF**

Communication System: CDMA 1900; Frequency: 1880 MHz;Duty Cycle: 1:1
Medium parameters used: f = 1880 MHz; $\sigma$ = 1.32 mho/m; $\varepsilon_r$ = 39.9; $\rho$ = 1000 kg/m$^3$
Phantom section: Right Section
Measurement Standard: DASY4 (High Precision Assessment)

DASY4 Configuration:

- Probe: ET3DV6 - SN1644; ConvF(5.09, 5.09, 5.09); Calibrated: 11/16/2010
- Sensor-Surface: 4mm (Mechanical Surface Detection)
- Electronics: DAE3 Sn472; Calibrated: 5/17/2010
- Phantom: SAM 1; Type: SAM 4.0; Serial: 1076
- Measurement SW: DASY4, V4.7 Build 80; Postprocessing SW: SEMCAD, V1.8 Build 186

**Touch position -/Area Scan (61x81x1):** Measurement grid: dx=15mm, dy=15mm
Maximum value of SAR (interpolated) = 0.924 mW/g

**Touch position -/Zoom Scan (5x5x7) (5x5x7)/Cube 0:** Measurement grid: dx=7.5mm, dy=7.5mm, dz=5mm
Reference Value = 9.74 V/m; Power Drift = -0.177 dB
Peak SAR (extrapolated) = 1.35 W/kg
**SAR(1 g) = 0.825 mW/g; SAR(10 g) = 0.463 mW/g**
Maximum value of SAR (measured) = 0.867 mW/g

This report shall NOT be reproduced except in full without the written consent of RIM Testing Services
Copyright 2005-2011, RIM Testing Services, a division of Research In Motion Limited

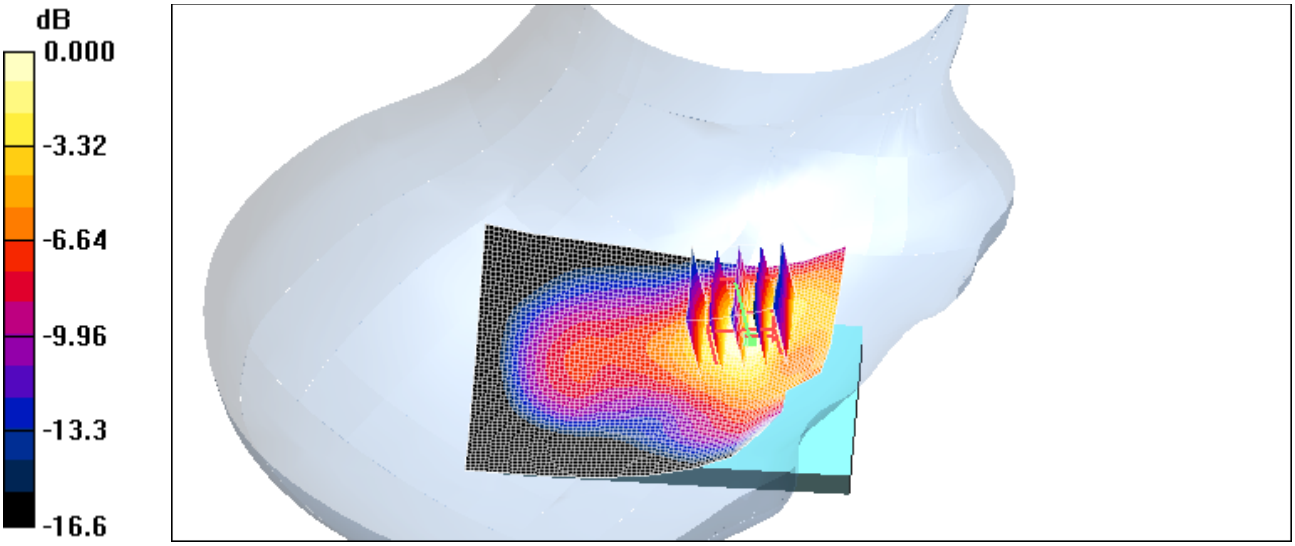


0 dB = 0.867mW/g


This report shall NOT be reproduced except in full without the written consent of RIM Testing Services
Copyright 2005-2011, RIM Testing Services, a division of Research In Motion Limited

Date/Time: 1/20/2011 1:57:36 PM

Test Laboratory: RIM Testing Services

## RightHandSide_CDMA1900_high_chan_Amb_Tem_23.5_Liq_Tem_22.0 C

**DUT: BlackBerry Smartphone; Type: Sample ; Serial: 329A77DF**

Communication System: CDMA 1900; Frequency: 1908.5 MHz;Duty Cycle: 1:1
Medium parameters used (interpolated): f = 1908.5 MHz; $\sigma$ = 1.35 mho/m; $\varepsilon_r$ = 39.7; $\rho$ = 1000 kg/m$^3$
Phantom section: Right Section
Measurement Standard: DASY4 (High Precision Assessment)

DASY4 Configuration:

- Probe: ET3DV6 - SN1644; ConvF(5.09, 5.09, 5.09); Calibrated: 11/16/2010
- Sensor-Surface: 4mm (Mechanical Surface Detection)
- Electronics: DAE3 Sn472; Calibrated: 5/17/2010
- Phantom: SAM 1; Type: SAM 4.0; Serial: 1076
- Measurement SW: DASY4, V4.7 Build 80; Postprocessing SW: SEMCAD, V1.8 Build 186

**Touch position -/Area Scan (61x81x1):** Measurement grid: dx=15mm, dy=15mm

Info: Interpolated medium parameters used for SAR evaluation.
Maximum value of SAR (interpolated) = 0.968 mW/g

**Touch position -/Zoom Scan (5x5x7) (5x5x7)/Cube 0:** Measurement grid: dx=7.5mm, dy=7.5mm, dz=5mm
Reference Value = 9.32 V/m; Power Drift = -0.121 dB
Peak SAR (extrapolated) = 1.47 W/kg
**SAR(1 g) = 0.875 mW/g; SAR(10 g) = 0.485 mW/g**

Info: Interpolated medium parameters used for SAR evaluation.
Maximum value of SAR (measured) = 0.922 mW/g

This report shall NOT be reproduced except in full without the written consent of RIM Testing Services
Copyright 2005-2011, RIM Testing Services, a division of Research In Motion Limited

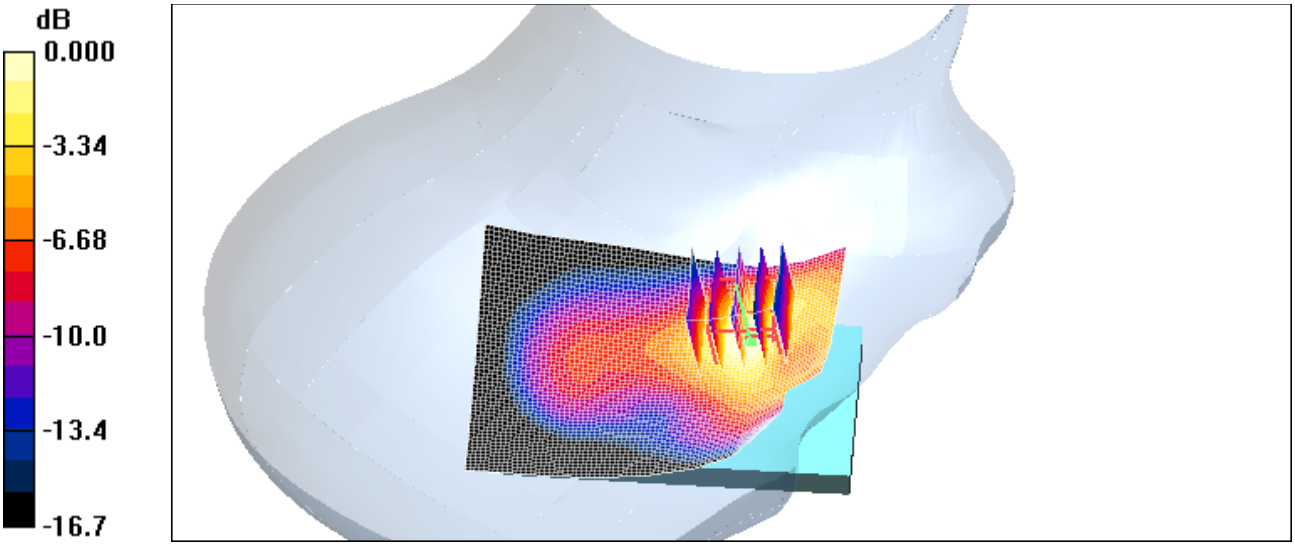


0 dB = 0.922mW/g


This report shall NOT be reproduced except in full without the written consent of RIM Testing Services
Copyright 2005-2011, RIM Testing Services, a division of Research In Motion Limited

Date/Time: 1/20/2011 2:38:06 PM

Test Laboratory: RIM Testing Services

## RightHandSide_Tilt_CDMA1900_mid_chan_Amb_Tem_23.8_Liq_Tem_22.1C

**DUT: BlackBerry Smartphone; Type: Sample ; Serial: 329A77DF**

Communication System: CDMA 1900; Frequency: 1880 MHz;Duty Cycle: 1:1
Medium parameters used: f = 1880 MHz; $\sigma$ = 1.32 mho/m; $\varepsilon_r$ = 39.9; $\rho$ = 1000 kg/m$^3$
Phantom section: Right Section
Measurement Standard: DASY4 (High Precision Assessment)

DASY4 Configuration:

- Probe: ET3DV6 - SN1644; ConvF(5.09, 5.09, 5.09); Calibrated: 11/16/2010
- Sensor-Surface: 4mm (Mechanical Surface Detection)
- Electronics: DAE3 Sn472; Calibrated: 5/17/2010
- Phantom: SAM 1; Type: SAM 4.0; Serial: 1076
- Measurement SW: DASY4, V4.7 Build 80; Postprocessing SW: SEMCAD, V1.8 Build 186

**Touch position -/Area Scan (61x81x1):** Measurement grid: dx=15mm, dy=15mm
Maximum value of SAR (interpolated) = 0.354 mW/g

**Touch position -/Zoom Scan (5x5x7) (5x5x7)/Cube 0:** Measurement grid: dx=7.5mm, dy=7.5mm, dz=5mm
Reference Value = 14.5 V/m; Power Drift = -0.017 dB
Peak SAR (extrapolated) = 0.433 W/kg
**SAR(1 g) = 0.275 mW/g; SAR(10 g) = 0.164 mW/g**
Maximum value of SAR (measured) = 0.301 mW/g

This report shall NOT be reproduced except in full without the written consent of RIM Testing Services
Copyright 2005-2011, RIM Testing Services, a division of Research In Motion Limited

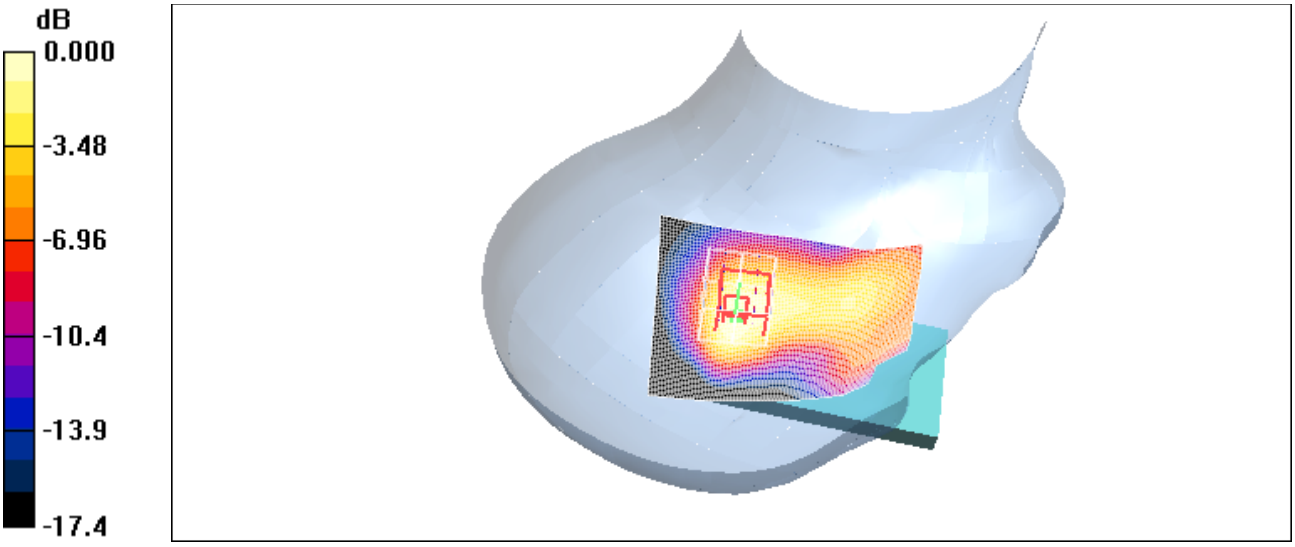


0 dB = 0.301mW/g


This report shall NOT be reproduced except in full without the written consent of RIM Testing Services
Copyright 2005-2011, RIM Testing Services, a division of Research In Motion Limited

Date/Time: 1/20/2011 3:00:51 PM

Test Laboratory: RIM Testing Services

## LeftHandSide_CDMA1900_mid_chan_Amb_Tem_23.4_Liq_Tem_21.9_C

**DUT: BlackBerry Smartphone; Type: Sample ; Serial: 329A77DF**

Communication System: CDMA 1900; Frequency: 1880 MHz;Duty Cycle: 1:1
Medium parameters used: f = 1880 MHz; $\sigma$ = 1.32 mho/m; $\varepsilon_r$ = 39.9; $\rho$ = 1000 kg/m$^3$
Phantom section: Left Section
Measurement Standard: DASY4 (High Precision Assessment)

DASY4 Configuration:

- Probe: ET3DV6 - SN1644; ConvF(5.09, 5.09, 5.09); Calibrated: 11/16/2010
- Sensor-Surface: 4mm (Mechanical Surface Detection)
- Electronics: DAE3 Sn472; Calibrated: 5/17/2010
- Phantom: SAM 1; Type: SAM 4.0; Serial: 1076
- Measurement SW: DASY4, V4.7 Build 80; Postprocessing SW: SEMCAD, V1.8 Build 186

**Touch position -/Area Scan (61x81x1):** Measurement grid: dx=15mm, dy=15mm
Maximum value of SAR (interpolated) = 0.406 mW/g

**Touch position -/Zoom Scan (5x5x7) (5x5x7)/Cube 0:** Measurement grid: dx=7.5mm, dy=7.5mm, dz=5mm
Reference Value = 6.38 V/m; Power Drift = -0.168 dB
Peak SAR (extrapolated) = 0.526 W/kg
**SAR(1 g) = 0.356 mW/g; SAR(10 g) = 0.221 mW/g**
Maximum value of SAR (measured) = 0.394 mW/g

This report shall NOT be reproduced except in full without the written consent of RIM Testing Services
Copyright 2005-2011, RIM Testing Services, a division of Research In Motion Limited

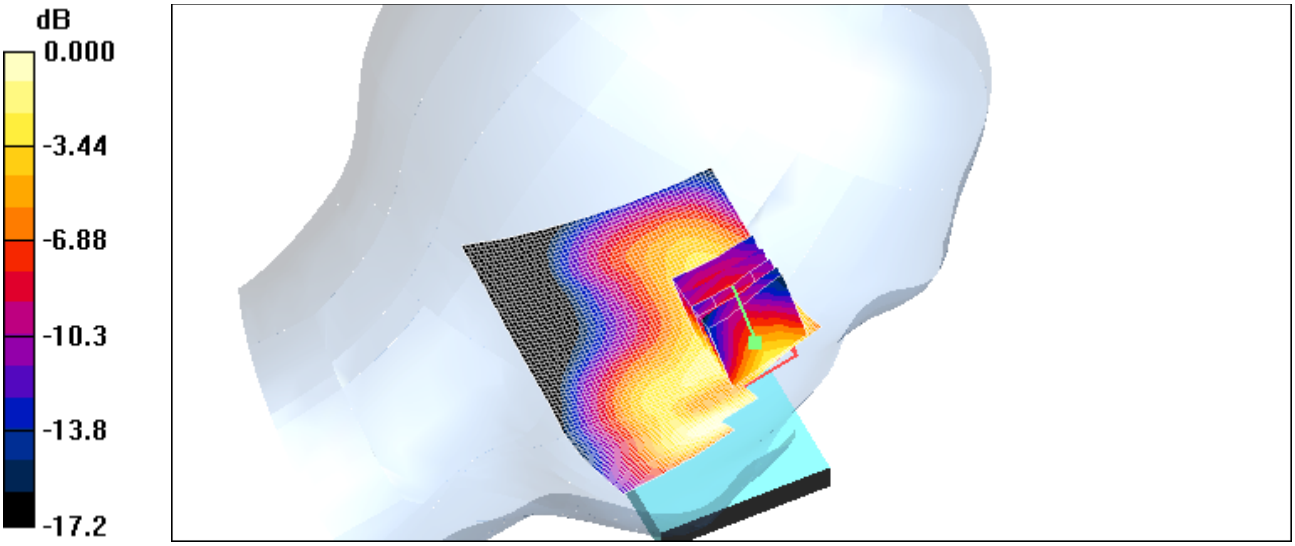


0 dB = 0.394mW/g


This report shall NOT be reproduced except in full without the written consent of RIM Testing Services
Copyright 2005-2011, RIM Testing Services, a division of Research In Motion Limited

Date/Time: 1/20/2011 3:19:22 PM

Test Laboratory: RIM Testing Services

## LeftHandSide_Tilt_CDMA1900_mid_chan_Amb_Tem_23.0_Liq_Tem_21.8_C

**DUT: BlackBerry Smartphone; Type: Sample ; Serial: 329A77DF**

Communication System: CDMA 1900; Frequency: 1880 MHz;Duty Cycle: 1:1
Medium parameters used: f = 1880 MHz; $\sigma$ = 1.32 mho/m; $\varepsilon_r$ = 39.9; $\rho$ = 1000 kg/m$^3$
Phantom section: Left Section
Measurement Standard: DASY4 (High Precision Assessment)

DASY4 Configuration:

- Probe: ET3DV6 - SN1644; ConvF(5.09, 5.09, 5.09); Calibrated: 11/16/2010
- Sensor-Surface: 4mm (Mechanical Surface Detection)
- Electronics: DAE3 Sn472; Calibrated: 5/17/2010
- Phantom: SAM 1; Type: SAM 4.0; Serial: 1076
- Measurement SW: DASY4, V4.7 Build 80; Postprocessing SW: SEMCAD, V1.8 Build 186

**Touch position -/Area Scan (61x81x1):** Measurement grid: dx=15mm, dy=15mm
Maximum value of SAR (interpolated) = 0.306 mW/g

**Touch position -/Zoom Scan (5x5x7) (5x5x7)/Cube 0:** Measurement grid: dx=7.5mm, dy=7.5mm, dz=5mm
Reference Value = 10.1 V/m; Power Drift = 0.147 dB
Peak SAR (extrapolated) = 0.407 W/kg
**SAR(1 g) = 0.267 mW/g; SAR(10 g) = 0.164 mW/g**
Maximum value of SAR (measured) = 0.288 mW/g

This report shall NOT be reproduced except in full without the written consent of RIM Testing Services
Copyright 2005-2011, RIM Testing Services, a division of Research In Motion Limited

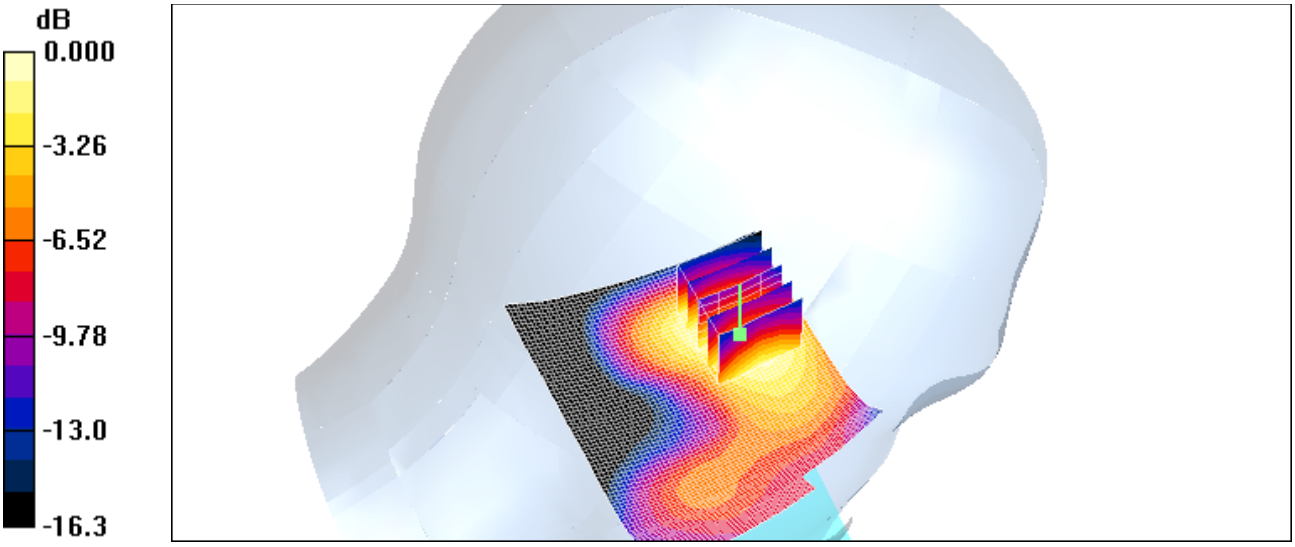


0 dB = 0.288mW/g


This report shall NOT be reproduced except in full without the written consent of RIM Testing Services
Copyright 2005-2011, RIM Testing Services, a division of Research In Motion Limited

Date/Time: 1/25/2011 6:53:54 PM

Test Laboratory: RIM Testing Services

## RightHandSide_EDGE1900_4_Slots_low_chan_Amb_Tem_23.6_Liq_Tem_21.9C

**DUT: BlackBerry Smartphone; Type: Sample ; Serial: 329A77DF**

Communication System: EDGE 1900(4 slots); Frequency: 1850.2 MHz;Duty Cycle: 1:2.1
Medium parameters used (interpolated): f = 1850.2 MHz; $\sigma$ = 1.28 mho/m; $\varepsilon_r$ = 38.9; $\rho$ = 1000 kg/m$^3$
Phantom section: Right Section

DASY4 Configuration:

- Probe: ET3DV6 - SN1643; ConvF(4.99, 4.99, 4.99); Calibrated: 3/9/2010
- Sensor-Surface: 4mm (Mechanical Surface Detection)
- Electronics: DAE3 Sn472; Calibrated: 5/17/2010
- Phantom: SAM 1; Type: SAM 4.0; Serial: 1076
- Measurement SW: DASY4, V4.7 Build 80; Postprocessing SW: SEMCAD, V1.8 Build 186

**Touch position -/Area Scan (61x81x1):** Measurement grid: dx=15mm, dy=15mm

Info: Interpolated medium parameters used for SAR evaluation.
Maximum value of SAR (interpolated) = 0.845 mW/g

**Touch position -/Zoom Scan (5x5x7) (5x5x7)/Cube 0:** Measurement grid: dx=7.5mm, dy=7.5mm, dz=5mm
Reference Value = 7.80 V/m; Power Drift = 0.210 dB
Peak SAR (extrapolated) = 1.19 W/kg
**SAR(1 g) = 0.748 mW/g; SAR(10 g) = 0.418 mW/g**

Info: Interpolated medium parameters used for SAR evaluation.
Maximum value of SAR (measured) = 0.816 mW/g

This report shall NOT be reproduced except in full without the written consent of RIM Testing Services
Copyright 2005-2011, RIM Testing Services, a division of Research In Motion Limited

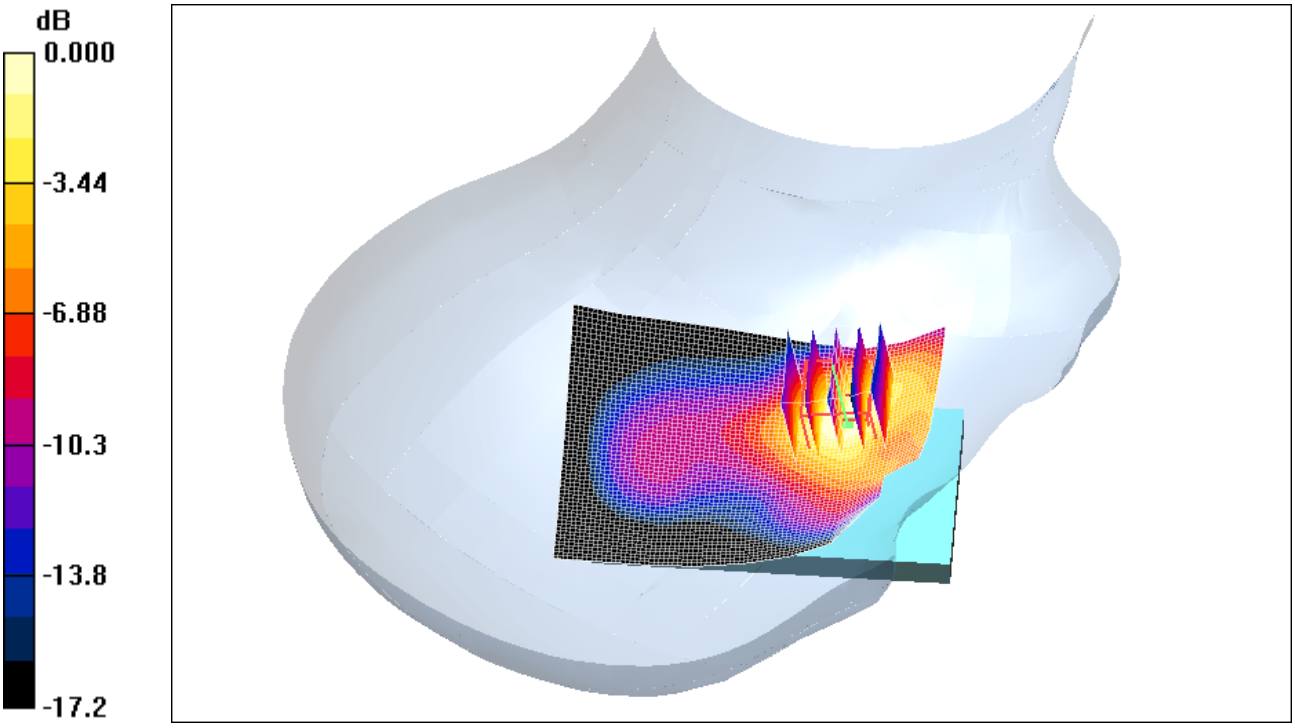


0 dB = 0.816mW/g


This report shall NOT be reproduced except in full without the written consent of RIM Testing Services
Copyright 2005-2011, RIM Testing Services, a division of Research In Motion Limited

Date/Time: 1/25/2011 6:25:44 PM

Test Laboratory: RIM Testing Services

## RightHandSide_EDGE1900_3_Slots_low_chan_Amb_Tem_23.8_Liq_Tem_22.1C

**DUT: BlackBerry Smartphone; Type: Sample ; Serial: 329A77DF**

Communication System: EDGE 1900(3 slots); Frequency: 1850.2 MHz;Duty Cycle: 1:4.2
Medium parameters used (interpolated): f = 1850.2 MHz; $\sigma$ = 1.28 mho/m; $\varepsilon_r$ = 38.9; $\rho$ = 1000 kg/m$^3$
Phantom section: Right Section

DASY4 Configuration:

- Probe: ET3DV6 - SN1643; ConvF(4.99, 4.99, 4.99); Calibrated: 3/9/2010
- Sensor-Surface: 4mm (Mechanical Surface Detection)
- Electronics: DAE3 Sn472; Calibrated: 5/17/2010
- Phantom: SAM 1; Type: SAM 4.0; Serial: 1076
- Measurement SW: DASY4, V4.7 Build 80; Postprocessing SW: SEMCAD, V1.8 Build 186

**Touch position -/Area Scan (61x81x1):** Measurement grid: dx=15mm, dy=15mm

Info: Interpolated medium parameters used for SAR evaluation.
Maximum value of SAR (interpolated) = 0.804 mW/g

**Touch position -/Zoom Scan (5x5x7) (5x5x7)/Cube 0:** Measurement grid: dx=7.5mm, dy=7.5mm, dz=5mm
Reference Value = 7.90 V/m; Power Drift = -0.149 dB
Peak SAR (extrapolated) = 1.13 W/kg
**SAR(1 g) = 0.710 mW/g; SAR(10 g) = 0.396 mW/g**

Info: Interpolated medium parameters used for SAR evaluation.
Maximum value of SAR (measured) = 0.772 mW/g

This report shall NOT be reproduced except in full without the written consent of RIM Testing Services
Copyright 2005-2011, RIM Testing Services, a division of Research In Motion Limited

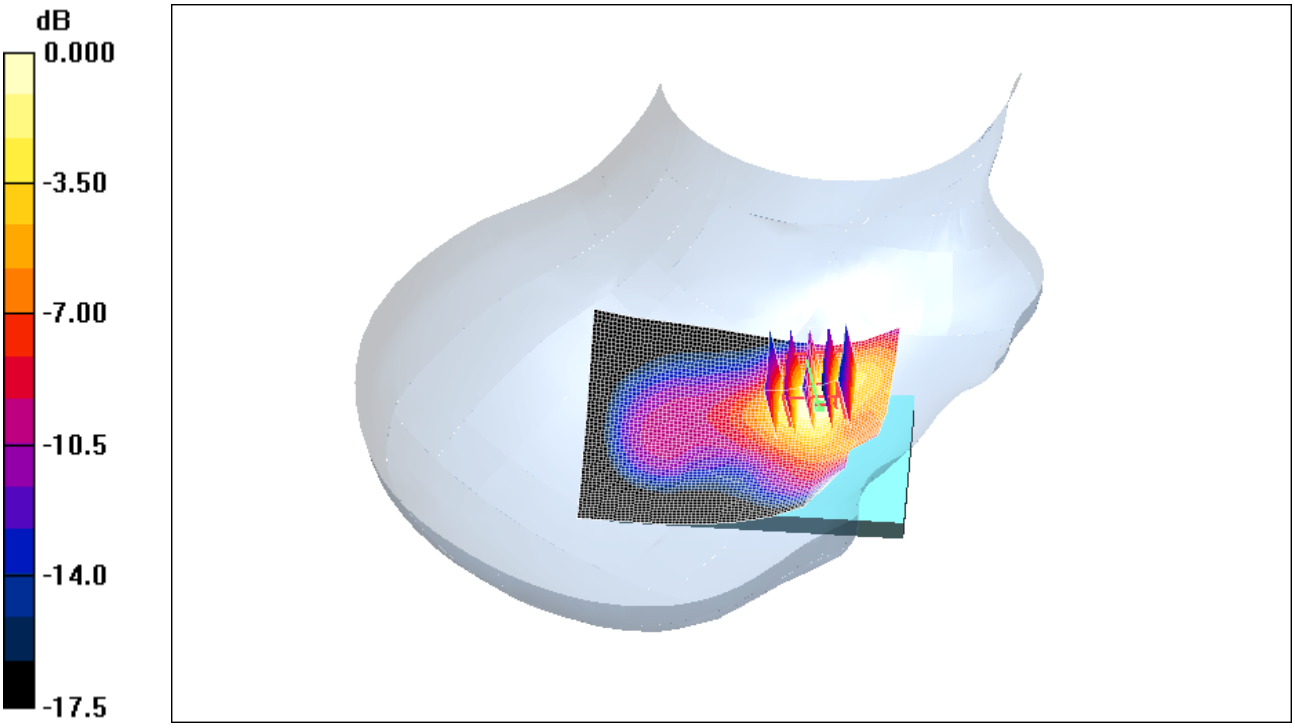


0 dB = 0.772mW/g


This report shall NOT be reproduced except in full without the written consent of RIM Testing Services
Copyright 2005-2011, RIM Testing Services, a division of Research In Motion Limited

Date/Time: 1/25/2011 5:14:56 PM

Test Laboratory: RIM Testing Services

## RightHandSide_EDGE1900_low_chan_Amb_Tem_23.6_Liq_Tem_21.9C

**DUT: BlackBerry Smartphone; Type: Sample ; Serial: 329A77DF**

Communication System: EDGE 1900; Frequency: 1850.2 MHz;Duty Cycle: 1:4.2
Medium parameters used (interpolated): f = 1850.2 MHz; $\sigma$ = 1.28 mho/m; $\varepsilon_r$ = 38.9; $\rho$ = 1000 kg/m$^3$
Phantom section: Right Section

DASY4 Configuration:

- Probe: ET3DV6 - SN1643; ConvF(4.99, 4.99, 4.99); Calibrated: 3/9/2010
- Sensor-Surface: 4mm (Mechanical Surface Detection)
- Electronics: DAE3 Sn472; Calibrated: 5/17/2010
- Phantom: SAM 1; Type: SAM 4.0; Serial: 1076
- Measurement SW: DASY4, V4.7 Build 80; Postprocessing SW: SEMCAD, V1.8 Build 186

**Touch position -/Area Scan (61x81x1):** Measurement grid: dx=15mm, dy=15mm

Info: Interpolated medium parameters used for SAR evaluation.
Maximum value of SAR (interpolated) = 0.811 mW/g

**Touch position -/Zoom Scan (5x5x7) (5x5x7)/Cube 0:** Measurement grid: dx=7.5mm, dy=7.5mm, dz=5mm
Reference Value = 8.41 V/m; Power Drift = 0.247 dB
Peak SAR (extrapolated) = 1.14 W/kg
**SAR(1 g) = 0.715 mW/g; SAR(10 g) = 0.403 mW/g**

Info: Interpolated medium parameters used for SAR evaluation.
Maximum value of SAR (measured) = 0.779 mW/g

This report shall NOT be reproduced except in full without the written consent of RIM Testing Services
Copyright 2005-2011, RIM Testing Services, a division of Research In Motion Limited

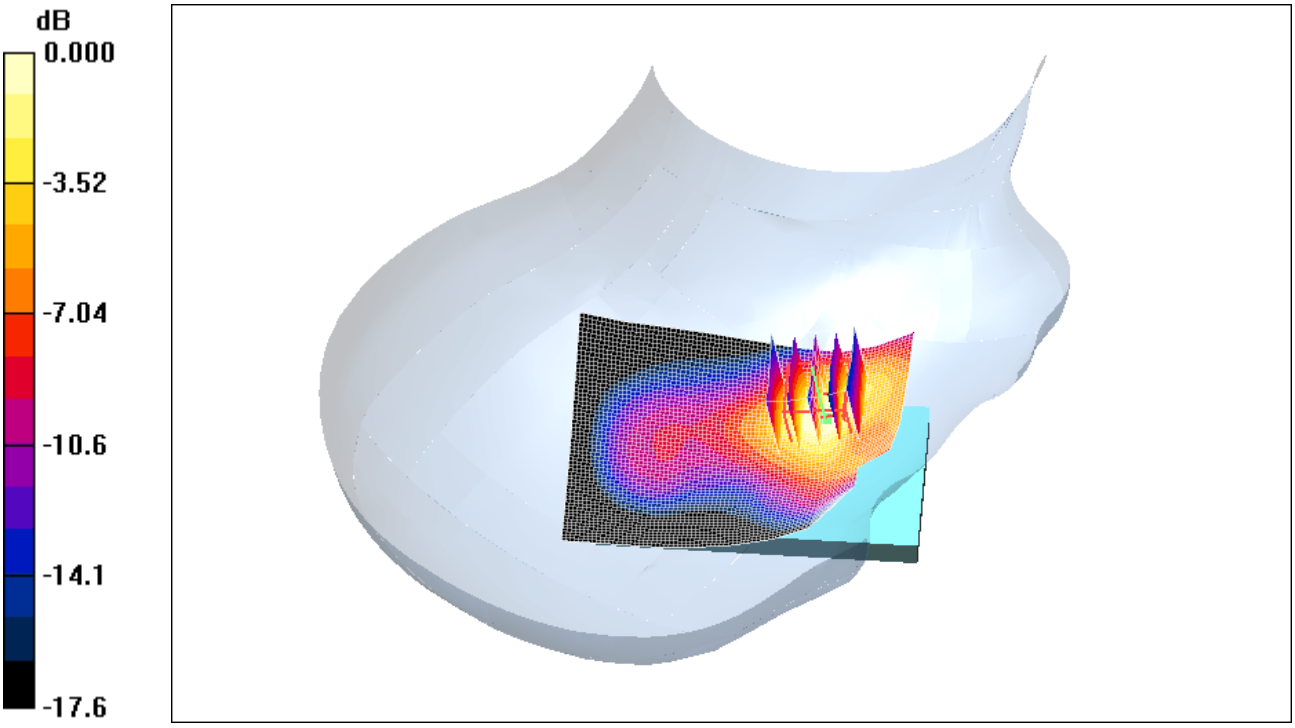


0 dB = 0.779mW/g


This report shall NOT be reproduced except in full without the written consent of RIM Testing Services
Copyright 2005-2011, RIM Testing Services, a division of Research In Motion Limited

Date/Time: 1/25/2011 5:33:23 PM

Test Laboratory: RIM Testing Services

## RightHandSide_EDGE1900_mid_chan_Amb_Tem_23.7_Liq_Tem_22.0 C

**DUT: BlackBerry Smartphone; Type: Sample ; Serial: 329A77DF**

Communication System: EDGE 1900; Frequency: 1880 MHz;Duty Cycle: 1:4.2
Medium parameters used: f = 1880 MHz; $\sigma$ = 1.32 mho/m; $\varepsilon_r$ = 38.8; $\rho$ = 1000 kg/m$^3$
Phantom section: Right Section

DASY4 Configuration:

- Probe: ET3DV6 - SN1643; ConvF(4.99, 4.99, 4.99); Calibrated: 3/9/2010
- Sensor-Surface: 4mm (Mechanical Surface Detection)
- Electronics: DAE3 Sn472; Calibrated: 5/17/2010
- Phantom: SAM 1; Type: SAM 4.0; Serial: 1076
- Measurement SW: DASY4, V4.7 Build 80; Postprocessing SW: SEMCAD, V1.8 Build 186

**Touch position -/Area Scan (61x81x1):** Measurement grid: dx=15mm, dy=15mm

Info: Interpolated medium parameters used for SAR evaluation.
Maximum value of SAR (interpolated) = 0.811 mW/g

**Touch position -/Zoom Scan (5x5x7) (5x5x7)/Cube 0:** Measurement grid: dx=7.5mm, dy=7.5mm, dz=5mm
Reference Value = 7.61 V/m; Power Drift = -0.058 dB
Peak SAR (extrapolated) = 1.14 W/kg
**SAR(1 g) = 0.652 mW/g; SAR(10 g) = 0.361 mW/g**

Info: Interpolated medium parameters used for SAR evaluation.
Maximum value of SAR (measured) = 0.716 mW/g

This report shall NOT be reproduced except in full without the written consent of RIM Testing Services
Copyright 2005-2011, RIM Testing Services, a division of Research In Motion Limited

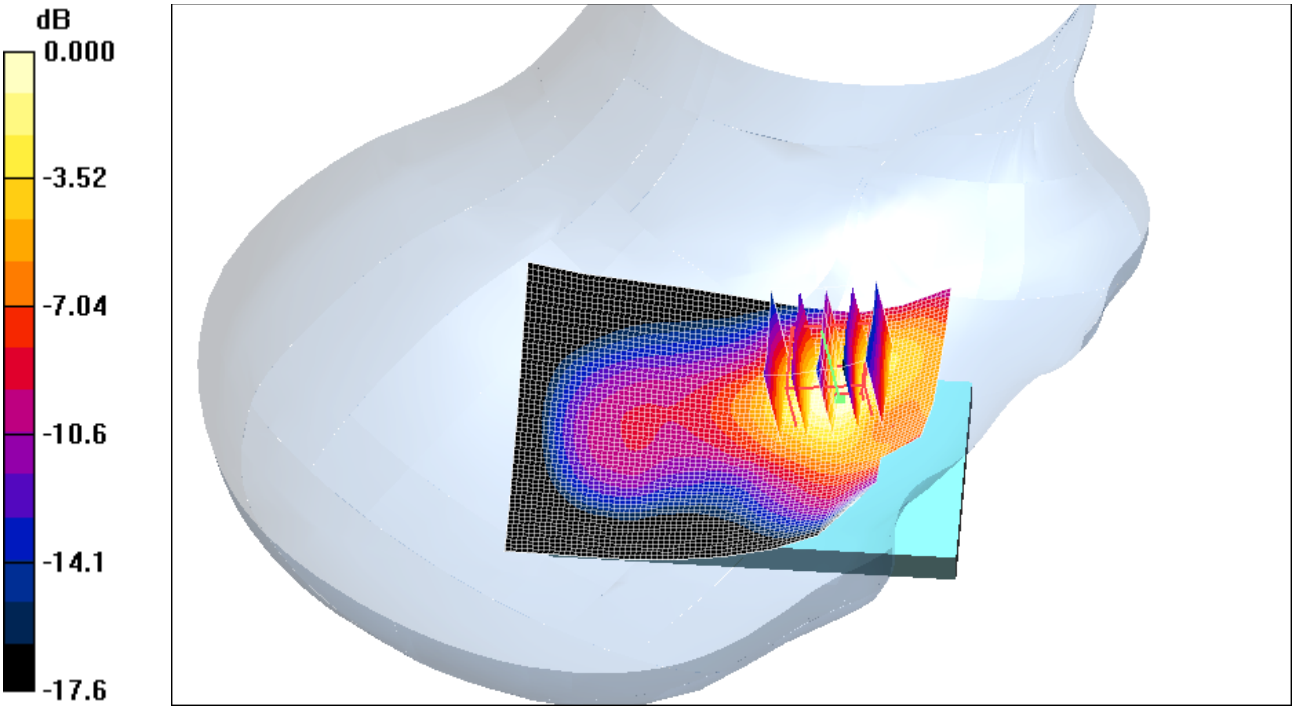


0 dB = 0.716mW/g


This report shall NOT be reproduced except in full without the written consent of RIM Testing Services
Copyright 2005-2011, RIM Testing Services, a division of Research In Motion Limited

Date/Time: 1/25/2011 5:52:53 PM

Test Laboratory: RIM Testing Services

## RightHandSide_EDGE1900_high_chan_Amb_Tem_23.7_Liq_Tem_22.0 C

**DUT: BlackBerry Smartphone; Type: Sample ; Serial: 329A77DF**

Communication System: EDGE 1900; Frequency: 1909.8 MHz;Duty Cycle: 1:4.2
Medium parameters used: f = 1909.8 MHz; $\sigma$ = 1.34 mho/m; $\varepsilon_r$ = 38.5; $\rho$ = 1000 kg/m$^3$
Phantom section: Right Section

DASY4 Configuration:

- Probe: ET3DV6 - SN1643; ConvF(4.99, 4.99, 4.99); Calibrated: 3/9/2010
- Sensor-Surface: 4mm (Mechanical Surface Detection)
- Electronics: DAE3 Sn472; Calibrated: 5/17/2010
- Phantom: SAM 1; Type: SAM 4.0; Serial: 1076
- Measurement SW: DASY4, V4.7 Build 80; Postprocessing SW: SEMCAD, V1.8 Build 186

**Touch position -/Area Scan (61x81x1):** Measurement grid: dx=15mm, dy=15mm
Maximum value of SAR (interpolated) = 0.733 mW/g

**Touch position -/Zoom Scan (5x5x7) (5x5x7)/Cube 0:** Measurement grid: dx=7.5mm, dy=7.5mm, dz=5mm
Reference Value = 7.57 V/m; Power Drift = -0.159 dB
Peak SAR (extrapolated) = 1.05 W/kg
**SAR(1 g) = 0.647 mW/g; SAR(10 g) = 0.358 mW/g**
Maximum value of SAR (measured) = 0.712 mW/g

This report shall NOT be reproduced except in full without the written consent of RIM Testing Services
Copyright 2005-2011, RIM Testing Services, a division of Research In Motion Limited

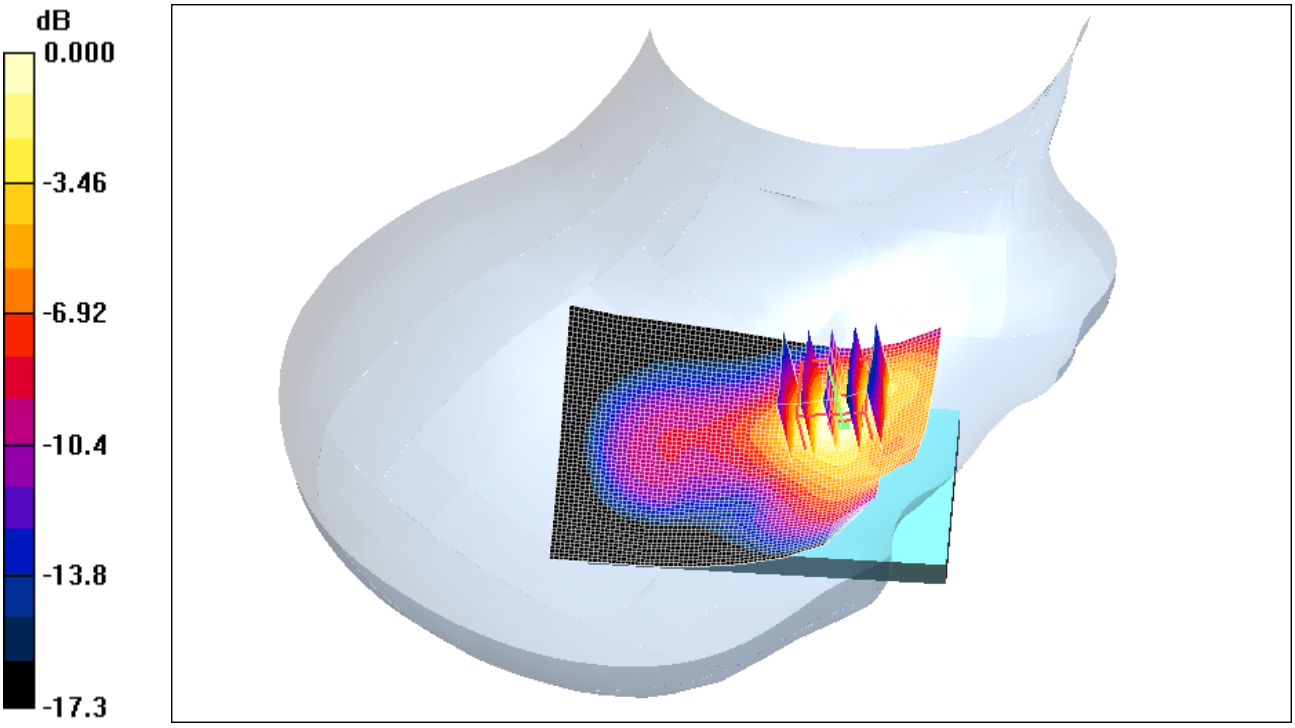


0 dB = 0.712mW/g


This report shall NOT be reproduced except in full without the written consent of RIM Testing Services
Copyright 2005-2011, RIM Testing Services, a division of Research In Motion Limited

Date/Time: 1/25/2011 8:06:24 PM

Test Laboratory: RIM Testing Services

## RightHandSide_Tilt_EDGE1900_low_chan_Amb_Tem_23.9_Liq_Tem_21.9C

**DUT: BlackBerry Smartphone; Type: Sample ; Serial: 329A77DF**

Communication System: EDGE 1900; Frequency: 1850.2 MHz;Duty Cycle: 1:4.2
Medium parameters used (interpolated): f = 1850.2 MHz; $\sigma$ = 1.28 mho/m; $\varepsilon_r$ = 38.9; $\rho$ = 1000 kg/m$^3$
Phantom section: Right Section

DASY4 Configuration:

- Probe: ET3DV6 - SN1643; ConvF(4.99, 4.99, 4.99); Calibrated: 3/9/2010
- Sensor-Surface: 4mm (Mechanical Surface Detection)
- Electronics: DAE3 Sn472; Calibrated: 5/17/2010
- Phantom: SAM 1; Type: SAM 4.0; Serial: 1076
- Measurement SW: DASY4, V4.7 Build 80; Postprocessing SW: SEMCAD, V1.8 Build 186

**Touch position -/Area Scan (51x81x1):** Measurement grid: dx=15mm, dy=15mm

Info: Interpolated medium parameters used for SAR evaluation.
Maximum value of SAR (interpolated) = 0.190 mW/g

**Touch position -/Zoom Scan (5x5x7) (5x5x7)/Cube 0:** Measurement grid: dx=7.5mm, dy=7.5mm, dz=5mm
Reference Value = 11.6 V/m; Power Drift = 0.062 dB
Peak SAR (extrapolated) = 0.220 W/kg
**SAR(1 g) = 0.155 mW/g; SAR(10 g) = 0.095 mW/g**

Info: Interpolated medium parameters used for SAR evaluation.
Maximum value of SAR (measured) = 0.171 mW/g

This report shall NOT be reproduced except in full without the written consent of RIM Testing Services
Copyright 2005-2011, RIM Testing Services, a division of Research In Motion Limited

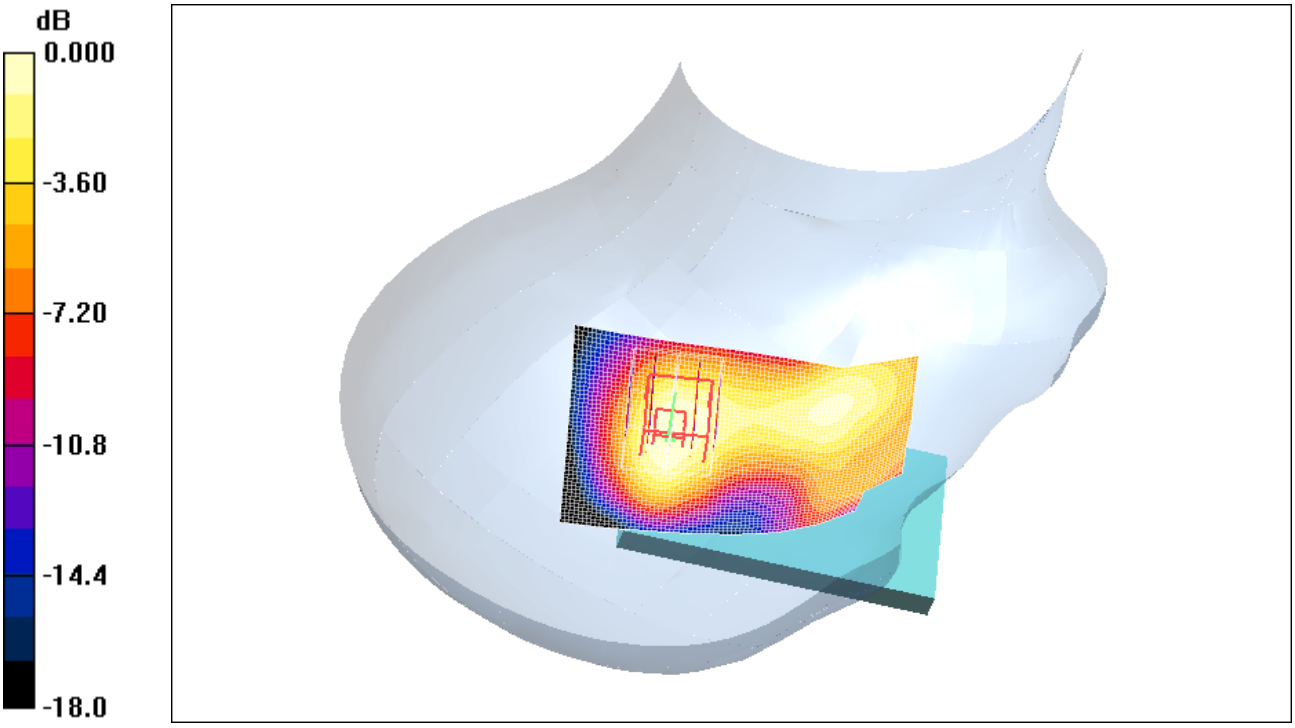


0 dB = 0.171mW/g


This report shall NOT be reproduced except in full without the written consent of RIM Testing Services
Copyright 2005-2011, RIM Testing Services, a division of Research In Motion Limited

Date/Time: 1/25/2011 8:22:25 PM

Test Laboratory: RIM Testing Services

## RightHandSide_GSM1900_low_chan_Amb_Tem_23.5_Liq_Tem_21.8C

**DUT: BlackBerry Smartphone; Type: Sample ; Serial: 329A77DF**

Communication System: GSM 1900; Frequency: 1850.2 MHz;Duty Cycle: 1:8.3
Medium parameters used (interpolated): f = 1850.2 MHz; $\sigma$ = 1.28 mho/m; $\varepsilon_r$ = 38.9; $\rho$ = 1000 kg/m$^3$
Phantom section: Right Section

DASY4 Configuration:

- Probe: ET3DV6 - SN1643; ConvF(4.99, 4.99, 4.99); Calibrated: 3/9/2010
- Sensor-Surface: 4mm (Mechanical Surface Detection)
- Electronics: DAE3 Sn472; Calibrated: 5/17/2010
- Phantom: SAM 1; Type: SAM 4.0; Serial: 1076
- Measurement SW: DASY4, V4.7 Build 80; Postprocessing SW: SEMCAD, V1.8 Build 186

**Touch position -/Area Scan (61x81x1):** Measurement grid: dx=15mm, dy=15mm

Info: Interpolated medium parameters used for SAR evaluation.
Maximum value of SAR (interpolated) = 0.723 mW/g

**Touch position -/Zoom Scan (5x5x7) (5x5x7)/Cube 0:** Measurement grid: dx=7.5mm, dy=7.5mm, dz=5mm
Reference Value = 7.38 V/m; Power Drift = -0.133 dB
Peak SAR (extrapolated) = 1.02 W/kg
**SAR(1 g) = 0.642 mW/g; SAR(10 g) = 0.357 mW/g**

Info: Interpolated medium parameters used for SAR evaluation.
Maximum value of SAR (measured) = 0.716 mW/g

This report shall NOT be reproduced except in full without the written consent of RIM Testing Services
Copyright 2005-2011, RIM Testing Services, a division of Research In Motion Limited

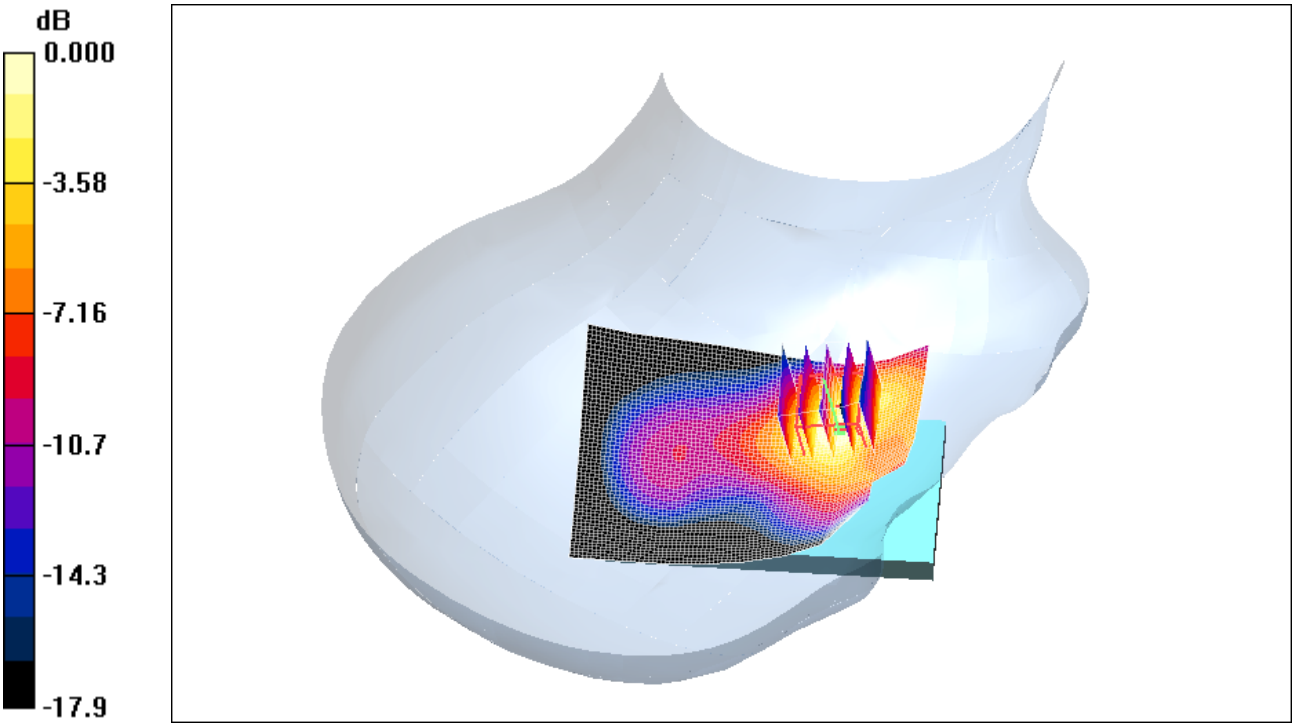


0 dB = 0.716mW/g


This report shall NOT be reproduced except in full without the written consent of RIM Testing Services
Copyright 2005-2011, RIM Testing Services, a division of Research In Motion Limited

Date/Time: 1/25/2011 10:01:15 PM

Test Laboratory: RIM Testing Services

## LeftHandSide_EDGE1900_4_Slots_high_chan_Amb_Tem_23.3_Liq_Tem_21.6_C

**DUT: BlackBerry Smartphone; Type: Sample ; Serial: 329A77DF**

Communication System: EDGE 1900(4 slots); Frequency: 1909.8 MHz;Duty Cycle: 1:2.1
Medium parameters used: f = 1910 MHz; $\sigma$ = 1.35 mho/m; $\varepsilon_r$ = 38.5; $\rho$ = 1000 kg/m$^3$
Phantom section: Left Section

DASY4 Configuration:

- Probe: ET3DV6 - SN1643; ConvF(4.99, 4.99, 4.99); Calibrated: 3/9/2010
- Sensor-Surface: 4mm (Mechanical Surface Detection)
- Electronics: DAE3 Sn472; Calibrated: 5/17/2010
- Phantom: SAM 1; Type: SAM 4.0; Serial: 1076
- Measurement SW: DASY4, V4.7 Build 80; Postprocessing SW: SEMCAD, V1.8 Build 186

**Touch position -/Area Scan (61x81x1):** Measurement grid: dx=15mm, dy=15mm
Maximum value of SAR (interpolated) = 0.335 mW/g

**Touch position -/Zoom Scan (5x5x7) (5x5x7)/Cube 0:** Measurement grid: dx=7.5mm, dy=7.5mm, dz=5mm
Reference Value = 4.59 V/m; Power Drift = -0.052 dB
Peak SAR (extrapolated) = 0.419 W/kg
**SAR(1 g) = 0.295 mW/g; SAR(10 g) = 0.185 mW/g**
Maximum value of SAR (measured) = 0.313 mW/g

This report shall NOT be reproduced except in full without the written consent of RIM Testing Services
Copyright 2005-2011, RIM Testing Services, a division of Research In Motion Limited

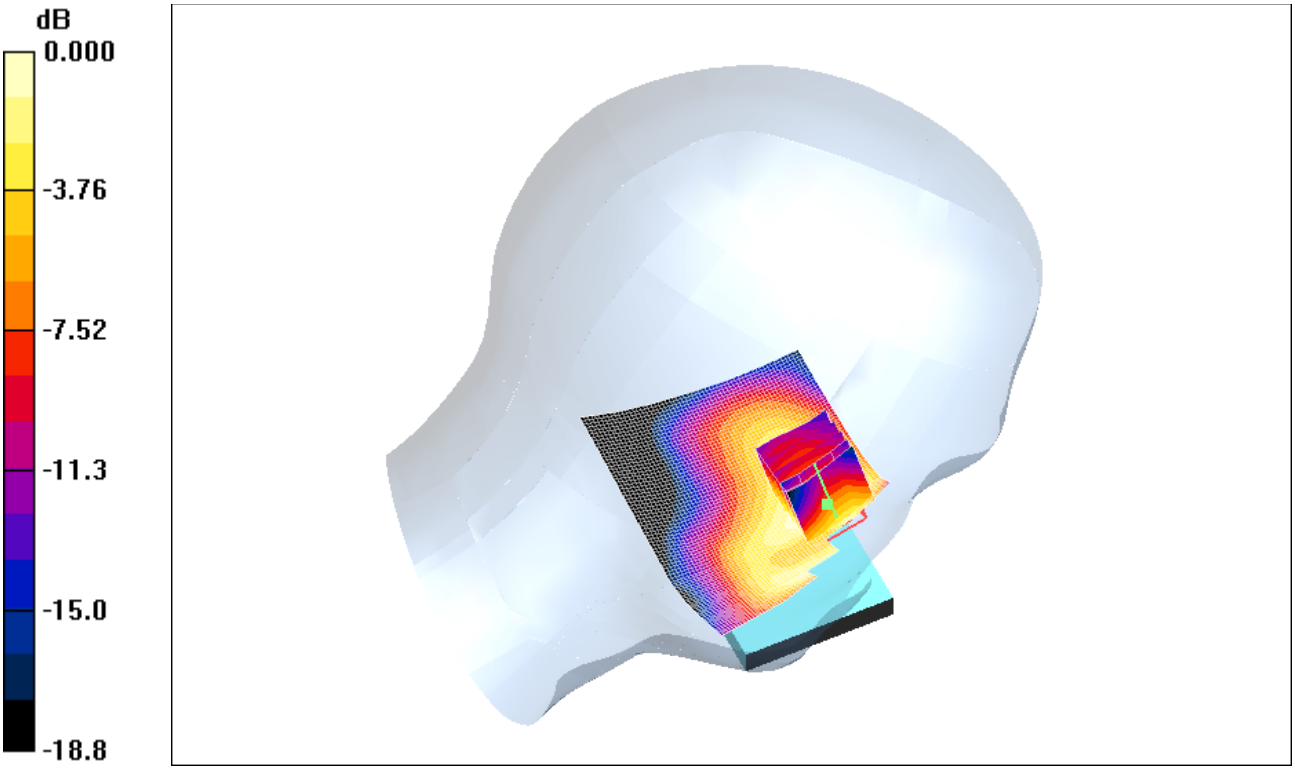


0 dB = 0.313mW/g


This report shall NOT be reproduced except in full without the written consent of RIM Testing Services
Copyright 2005-2011, RIM Testing Services, a division of Research In Motion Limited

Date/Time: 1/25/2011 9:47:41 PM

Test Laboratory: RIM Testing Services

## LeftHandSide_EDGE1900_3_Slots_high_chan_Amb_Tem_23.4_Liq_Tem_21.7_C

**DUT: BlackBerry Smartphone; Type: Sample ; Serial: 329A77DF**

Communication System: EDGE 1900(3 slots); Frequency: 1909.8 MHz;Duty Cycle: 1:2.8
Medium parameters used: f = 1910 MHz; $\sigma$ = 1.35 mho/m; $\varepsilon_r$ = 38.5; $\rho$ = 1000 kg/m$^3$
Phantom section: Left Section

DASY4 Configuration:

- Probe: ET3DV6 - SN1643; ConvF(4.99, 4.99, 4.99); Calibrated: 3/9/2010
- Sensor-Surface: 4mm (Mechanical Surface Detection)
- Electronics: DAE3 Sn472; Calibrated: 5/17/2010
- Phantom: SAM 1; Type: SAM 4.0; Serial: 1076
- Measurement SW: DASY4, V4.7 Build 80; Postprocessing SW: SEMCAD, V1.8 Build 186

**Touch position -/Area Scan (61x81x1):** Measurement grid: dx=15mm, dy=15mm
Maximum value of SAR (interpolated) = 0.331 mW/g

**Touch position -/Zoom Scan (5x5x7) (5x5x7)/Cube 0:** Measurement grid: dx=7.5mm, dy=7.5mm, dz=5mm
Reference Value = 4.56 V/m; Power Drift = -0.105 dB
Peak SAR (extrapolated) = 0.413 W/kg
**SAR(1 g) = 0.293 mW/g; SAR(10 g) = 0.185 mW/g**
Maximum value of SAR (measured) = 0.309 mW/g

This report shall NOT be reproduced except in full without the written consent of RIM Testing Services
Copyright 2005-2011, RIM Testing Services, a division of Research In Motion Limited

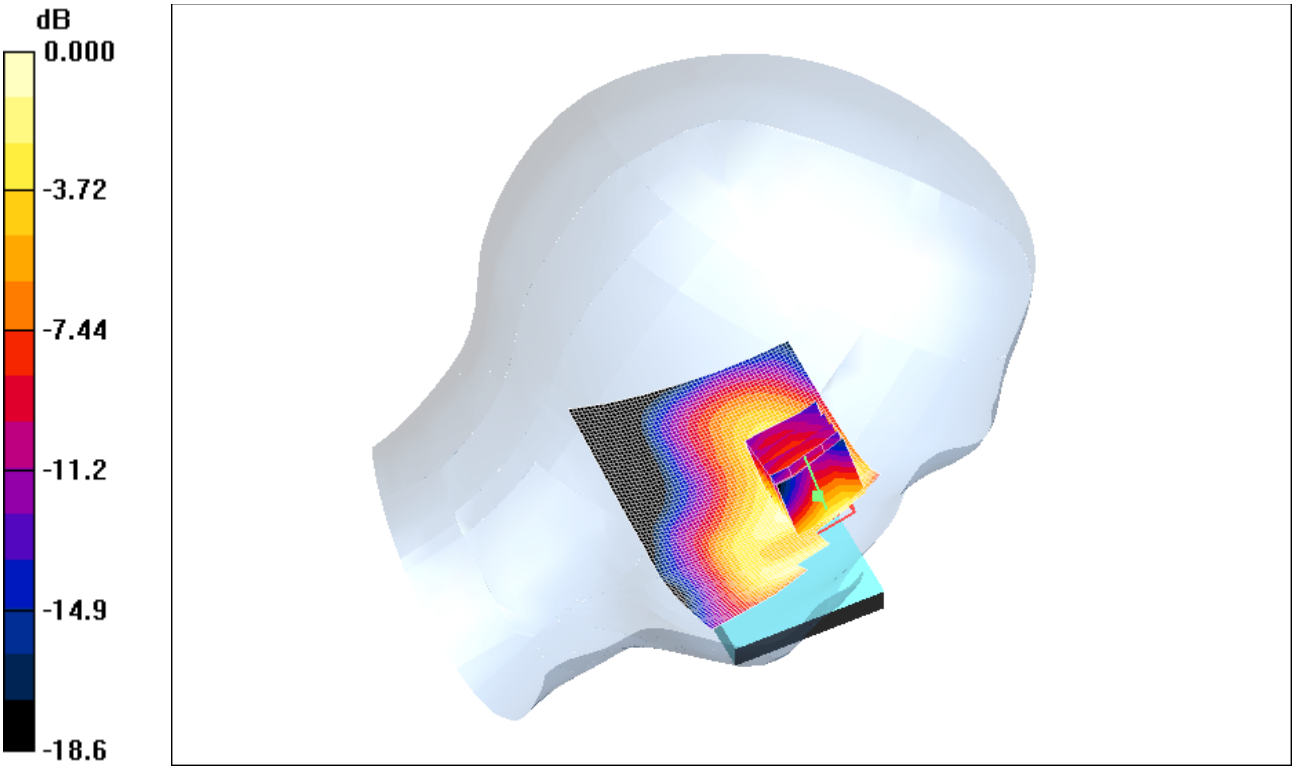


0 dB = 0.309mW/g


This report shall NOT be reproduced except in full without the written consent of RIM Testing Services
Copyright 2005-2011, RIM Testing Services, a division of Research In Motion Limited

Date/Time: 1/25/2011 8:53:33 PM

Test Laboratory: RIM Testing Services

## LeftHandSide_EDGE1900_low_chan_Amb_Tem_23.8_Liq_Tem_22.1_C

**DUT: BlackBerry Smartphone; Type: Sample ; Serial: 329A77DF**

Communication System: EDGE 1900; Frequency: 1850.2 MHz;Duty Cycle: 1:4.2
Medium parameters used (interpolated): f = 1850.2 MHz; $\sigma$ = 1.28 mho/m; $\varepsilon_r$ = 38.9; $\rho$ = 1000 kg/m$^3$
Phantom section: Left Section

DASY4 Configuration:

- Probe: ET3DV6 - SN1643; ConvF(4.99, 4.99, 4.99); Calibrated: 3/9/2010
- Sensor-Surface: 4mm (Mechanical Surface Detection)
- Electronics: DAE3 Sn472; Calibrated: 5/17/2010
- Phantom: SAM 1; Type: SAM 4.0; Serial: 1076
- Measurement SW: DASY4, V4.7 Build 80; Postprocessing SW: SEMCAD, V1.8 Build 186

**Touch position -/Area Scan (61x81x1):** Measurement grid: dx=15mm, dy=15mm

Info: Interpolated medium parameters used for SAR evaluation.
Maximum value of SAR (interpolated) = 0.313 mW/g

**Touch position -/Zoom Scan (5x5x7) (5x5x7)/Cube 0:** Measurement grid: dx=7.5mm, dy=7.5mm, dz=5mm
Reference Value = 5.46 V/m; Power Drift = -0.179 dB
Peak SAR (extrapolated) = 0.385 W/kg
**SAR(1 g) = 0.278 mW/g; SAR(10 g) = 0.175 mW/g**

Info: Interpolated medium parameters used for SAR evaluation.
Maximum value of SAR (measured) = 0.301 mW/g

This report shall NOT be reproduced except in full without the written consent of RIM Testing Services
Copyright 2005-2011, RIM Testing Services, a division of Research In Motion Limited




0 dB = 0.301mW/g


This report shall NOT be reproduced except in full without the written consent of RIM Testing Services
Copyright 2005-2011, RIM Testing Services, a division of Research In Motion Limited

Date/Time: 1/25/2011 9:12:58 PM

Test Laboratory: RIM Testing Services

## LeftHandSide_EDGE1900_mid_chan_Amb_Tem_23.9_Liq_Tem_22.2_C

**DUT: BlackBerry Smartphone; Type: Sample ; Serial: 329A77DF**

Communication System: EDGE 1900; Frequency: 1880 MHz;Duty Cycle: 1:4.2
Medium parameters used: f = 1880 MHz; $\sigma$ = 1.32 mho/m; $\varepsilon_r$ = 38.8; $\rho$ = 1000 kg/m$^3$
Phantom section: Left Section

DASY4 Configuration:

- Probe: ET3DV6 - SN1643; ConvF(4.99, 4.99, 4.99); Calibrated: 3/9/2010
- Sensor-Surface: 4mm (Mechanical Surface Detection)
- Electronics: DAE3 Sn472; Calibrated: 5/17/2010
- Phantom: SAM 1; Type: SAM 4.0; Serial: 1076
- Measurement SW: DASY4, V4.7 Build 80; Postprocessing SW: SEMCAD, V1.8 Build 186

**Touch position -/Area Scan (61x81x1):** Measurement grid: dx=15mm, dy=15mm
Maximum value of SAR (interpolated) = 0.274 mW/g

**Touch position -/Zoom Scan (5x5x7) (5x5x7)/Cube 0:** Measurement grid: dx=7.5mm, dy=7.5mm, dz=5mm
Reference Value = 4.73 V/m; Power Drift = 0.224 dB
Peak SAR (extrapolated) = 0.366 W/kg
**SAR(1 g) = 0.262 mW/g; SAR(10 g) = 0.165 mW/g**
Maximum value of SAR (measured) = 0.281 mW/g

This report shall NOT be reproduced except in full without the written consent of RIM Testing Services
Copyright 2005-2011, RIM Testing Services, a division of Research In Motion Limited

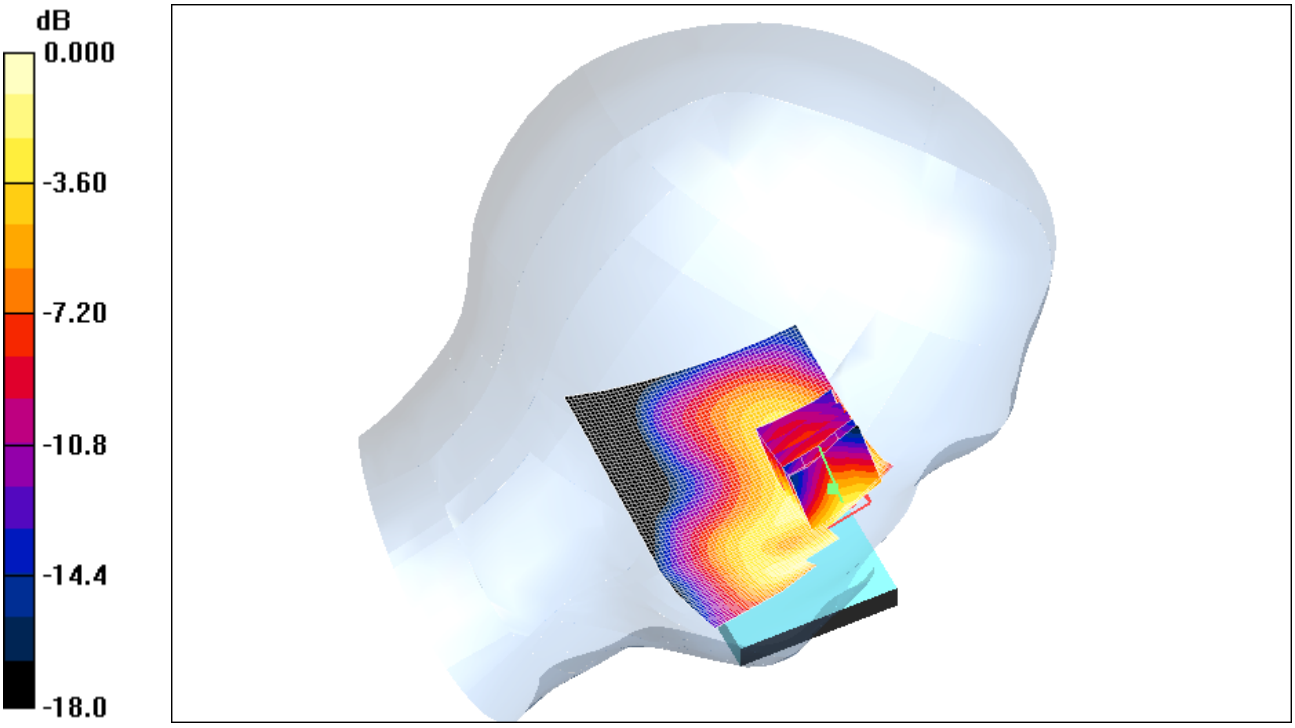


0 dB = 0.281mW/g


This report shall NOT be reproduced except in full without the written consent of RIM Testing Services
Copyright 2005-2011, RIM Testing Services, a division of Research In Motion Limited

Date/Time: 1/25/2011 9:27:26 PM

Test Laboratory: RIM Testing Services

## LeftHandSide_EDGE1900_high_chan_Amb_Tem_23.9_Liq_Tem_22.2_C

**DUT: BlackBerry Smartphone; Type: Sample ; Serial: 329A77DF**

Communication System: EDGE 1900; Frequency: 1909.8 MHz;Duty Cycle: 1:4.2
Medium parameters used: f = 1910 MHz; $\sigma$ = 1.35 mho/m; $\varepsilon_r$ = 38.5; $\rho$ = 1000 kg/m$^3$
Phantom section: Left Section

DASY4 Configuration:

- Probe: ET3DV6 - SN1643; ConvF(4.99, 4.99, 4.99); Calibrated: 3/9/2010
- Sensor-Surface: 4mm (Mechanical Surface Detection)
- Electronics: DAE3 Sn472; Calibrated: 5/17/2010
- Phantom: SAM 1; Type: SAM 4.0; Serial: 1076
- Measurement SW: DASY4, V4.7 Build 80; Postprocessing SW: SEMCAD, V1.8 Build 186

**Touch position -/Area Scan (61x81x1):** Measurement grid: dx=15mm, dy=15mm
Maximum value of SAR (interpolated) = 0.333 mW/g

**Touch position -/Zoom Scan (5x5x7) (5x5x7)/Cube 0:** Measurement grid: dx=7.5mm, dy=7.5mm, dz=5mm
Reference Value = 4.62 V/m; Power Drift = -0.504 dB
Peak SAR (extrapolated) = 0.410 W/kg
**SAR(1 g) = 0.292 mW/g; SAR(10 g) = 0.185 mW/g**
Maximum value of SAR (measured) = 0.308 mW/g

This report shall NOT be reproduced except in full without the written consent of RIM Testing Services
Copyright 2005-2011, RIM Testing Services, a division of Research In Motion Limited

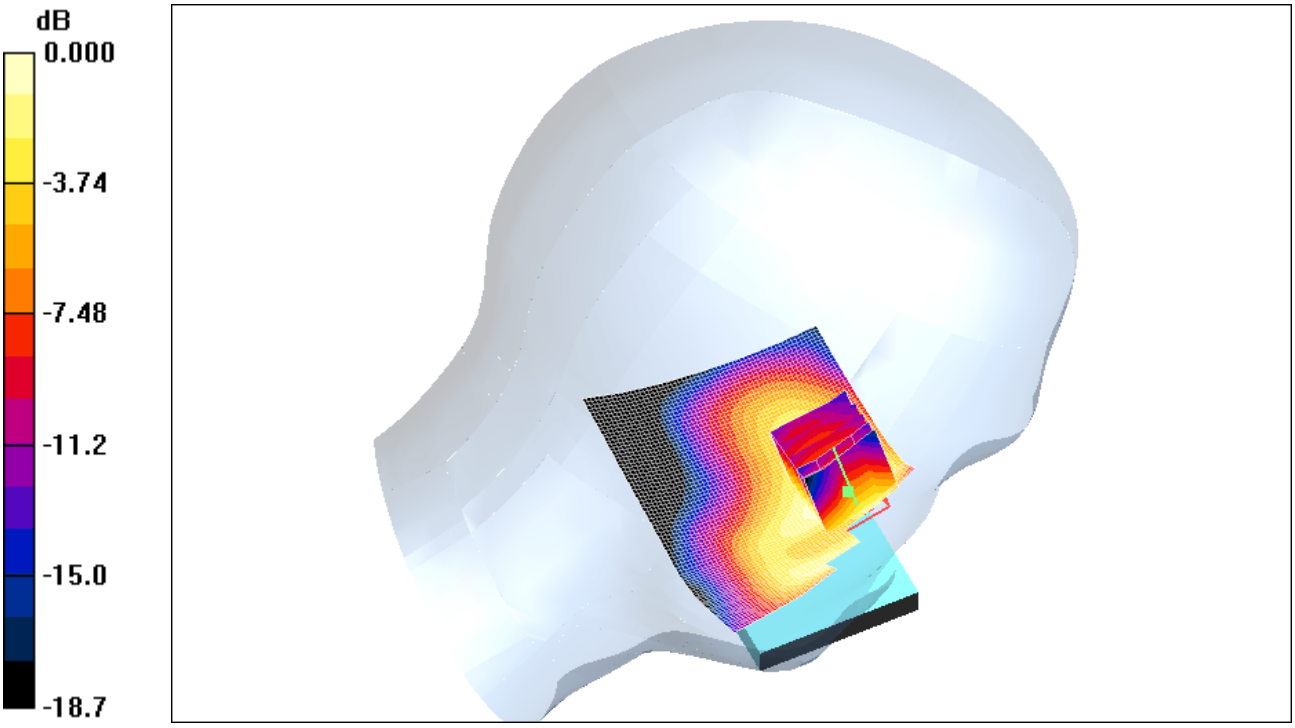


0 dB = 0.308mW/g


This report shall NOT be reproduced except in full without the written consent of RIM Testing Services
Copyright 2005-2011, RIM Testing Services, a division of Research In Motion Limited

Date/Time: 1/25/2011 10:16:50 PM

Test Laboratory: RIM Testing Services

## LeftHandSide_Tilt_EDGE1900_mid_chan_Amb_Tem_23.4_Liq_Tem_21.7_C

**DUT: BlackBerry Smartphone; Type: Sample ; Serial: 329A77DF**

Communication System: EDGE 1900; Frequency: 1880 MHz;Duty Cycle: 1:4.2
Medium parameters used: f = 1880 MHz; $\sigma$ = 1.32 mho/m; $\varepsilon_r$ = 38.8; $\rho$ = 1000 kg/m$^3$
Phantom section: Left Section

DASY4 Configuration:

- Probe: ET3DV6 - SN1643; ConvF(4.99, 4.99, 4.99); Calibrated: 3/9/2010
- Sensor-Surface: 4mm (Mechanical Surface Detection)
- Electronics: DAE3 Sn472; Calibrated: 5/17/2010
- Phantom: SAM 1; Type: SAM 4.0; Serial: 1076
- Measurement SW: DASY4, V4.7 Build 80; Postprocessing SW: SEMCAD, V1.8 Build 186

**Touch position -/Area Scan (61x81x1):** Measurement grid: dx=15mm, dy=15mm
Maximum value of SAR (interpolated) = 0.180 mW/g

**Touch position -/Zoom Scan (5x5x7) (5x5x7)/Cube 0:** Measurement grid: dx=7.5mm, dy=7.5mm, dz=5mm
Reference Value = 8.84 V/m; Power Drift = 0.133 dB
Peak SAR (extrapolated) = 0.211 W/kg
**SAR(1 g) = 0.151 mW/g; SAR(10 g) = 0.093 mW/g**
Maximum value of SAR (measured) = 0.164 mW/g

This report shall NOT be reproduced except in full without the written consent of RIM Testing Services
Copyright 2005-2011, RIM Testing Services, a division of Research In Motion Limited

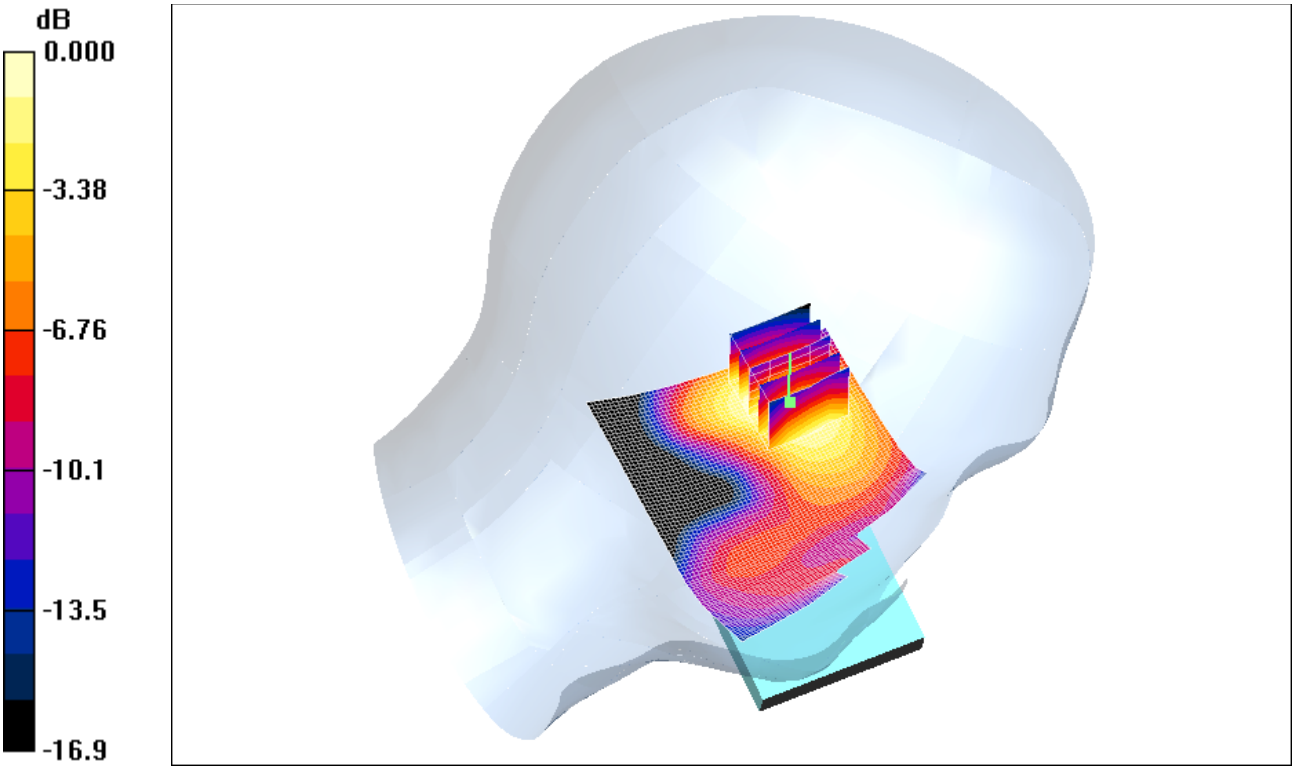


0 dB = 0.164mW/g


This report shall NOT be reproduced except in full without the written consent of RIM Testing Services
Copyright 2005-2011, RIM Testing Services, a division of Research In Motion Limited

Date/Time: 1/25/2011 10:32:17 PM

Test Laboratory: RIM Testing Services

## LeftHandSide_GSM1900_high_chan_Amb_Tem_23.6_Liq_Tem_21.9_C

**DUT: BlackBerry Smartphone; Type: Sample ; Serial: 329A77DF**

Communication System: GSM 1900; Frequency: 1909.8 MHz;Duty Cycle: 1:8.3
Medium parameters used: f = 1910 MHz; $\sigma$ = 1.35 mho/m; $\varepsilon_r$ = 38.5; $\rho$ = 1000 kg/m$^3$
Phantom section: Left Section

DASY4 Configuration:

- Probe: ET3DV6 - SN1643; ConvF(4.99, 4.99, 4.99); Calibrated: 3/9/2010
- Sensor-Surface: 4mm (Mechanical Surface Detection)
- Electronics: DAE3 Sn472; Calibrated: 5/17/2010
- Phantom: SAM 1; Type: SAM 4.0; Serial: 1076
- Measurement SW: DASY4, V4.7 Build 80; Postprocessing SW: SEMCAD, V1.8 Build 186

**Touch position -/Area Scan (61x81x1):** Measurement grid: dx=15mm, dy=15mm
Maximum value of SAR (interpolated) = 0.282 mW/g

**Touch position -/Zoom Scan (5x5x7) (5x5x7)/Cube 0:** Measurement grid: dx=7.5mm, dy=7.5mm, dz=5mm
Reference Value = 4.67 V/m; Power Drift = 0.169 dB
Peak SAR (extrapolated) = 0.352 W/kg
**SAR(1 g) = 0.252 mW/g; SAR(10 g) = 0.157 mW/g**
Maximum value of SAR (measured) = 0.270 mW/g

This report shall NOT be reproduced except in full without the written consent of RIM Testing Services
Copyright 2005-2011, RIM Testing Services, a division of Research In Motion Limited

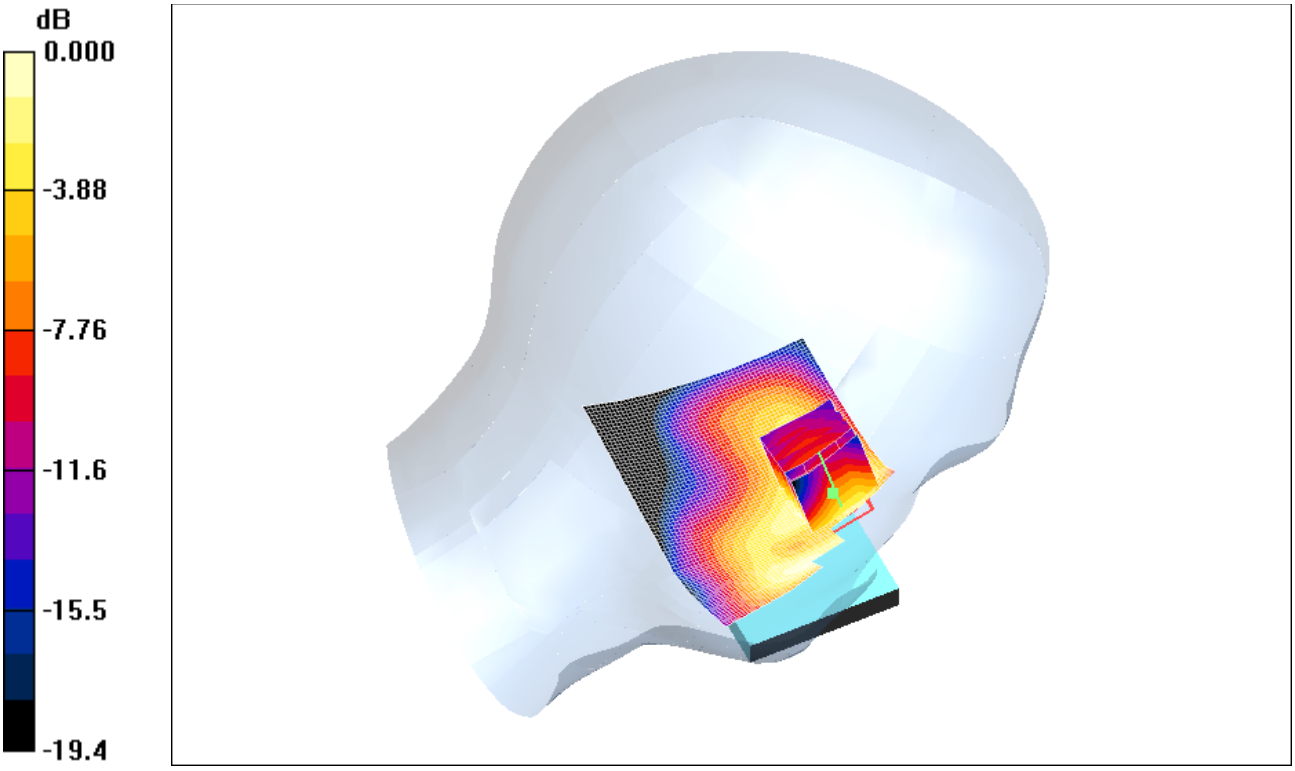


0 dB = 0.270mW/g


This report shall NOT be reproduced except in full without the written consent of RIM Testing Services
Copyright 2005-2011, RIM Testing Services, a division of Research In Motion Limited

Date/Time: 1/14/2011 9:32:53 PM

Test Laboratory: RIM Testing Services

## RightHandSide_802.11b_high_chan_Amb_Tem_23.7_Liq_Tem_22.4C

**DUT: BlackBerry Smartphone; Type: Sample ; Serial: 329A77DF**

Communication System: 802.11 b (2450); Frequency: 2462 MHz;Duty Cycle: 1:1
Medium parameters used (interpolated): f = 2462 MHz; $\sigma$ = 1.89 mho/m; $\varepsilon_r$ = 38.2; $\rho$ = 1000 kg/m$^3$
Phantom section: Right Section

DASY4 Configuration:

- Probe: ET3DV6 - SN1644; ConvF(4.42, 4.42, 4.42); Calibrated: 11/16/2010
- Sensor-Surface: 4mm (Mechanical Surface Detection)
- Electronics: DAE3 Sn472; Calibrated: 5/17/2010
- Phantom: SAM 1; Type: SAM 4.0; Serial: 1076
- Measurement SW: DASY4, V4.7 Build 80; Postprocessing SW: SEMCAD, V1.8 Build 186

**Touch position -/Area Scan (51x81x1):** Measurement grid: dx=15mm, dy=15mm

Info: Interpolated medium parameters used for SAR evaluation.
Maximum value of SAR (interpolated) = 0.173 mW/g

**Touch position -/Zoom Scan (5x5x7) (5x5x7)/Cube 0:** Measurement grid: dx=7.5mm, dy=7.5mm, dz=5mm
Reference Value = 3.88 V/m; Power Drift = 0.889 dB
Peak SAR (extrapolated) = 0.473 W/kg
**SAR(1 g) = 0.191 mW/g; SAR(10 g) = 0.083 mW/g**

Info: Interpolated medium parameters used for SAR evaluation.

Maximum value of SAR (measured) = 0.199 mW/g

This report shall NOT be reproduced except in full without the written consent of RIM Testing Services
Copyright 2005-2011, RIM Testing Services, a division of Research In Motion Limited

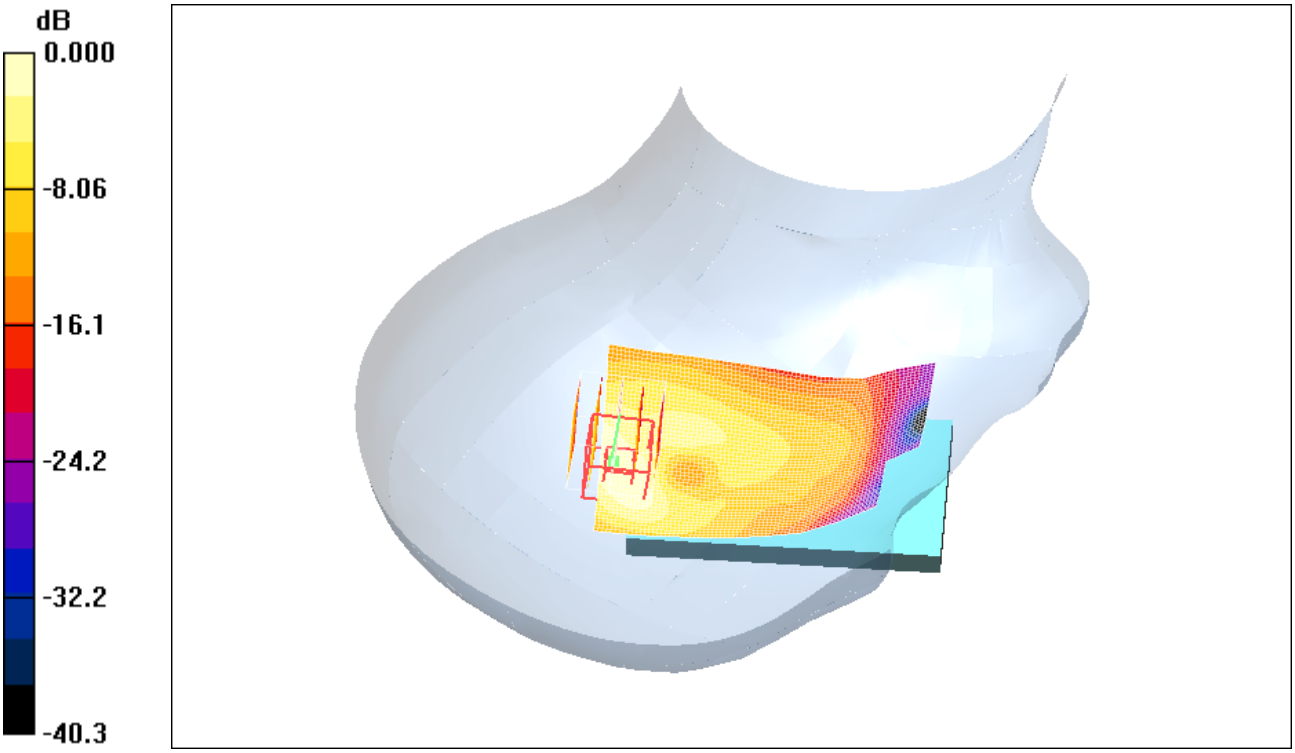


0 dB = 0.199mW/g


This report shall NOT be reproduced except in full without the written consent of RIM Testing Services
Copyright 2005-2011, RIM Testing Services, a division of Research In Motion Limited

Date/Time: 1/14/2011 9:46:19 PM

Test Laboratory: RIM Testing Services

## RightHandSide_Tilt_802.11b_high_chan_Amb_Tem_23.5_Liq_Tem_22.2C

**DUT: BlackBerry Smartphone; Type: Sample ; Serial: 329A77DF**

Communication System: 802.11 b (2450); Frequency: 2462 MHz;Duty Cycle: 1:1
Medium parameters used (interpolated): f = 2462 MHz; $\sigma$ = 1.89 mho/m; $\varepsilon_r$ = 38.2; $\rho$ = 1000 kg/m$^3$
Phantom section: Right Section

DASY4 Configuration:

- Probe: ET3DV6 - SN1644; ConvF(4.42, 4.42, 4.42); Calibrated: 11/16/2010
- Sensor-Surface: 4mm (Mechanical Surface Detection)
- Electronics: DAE3 Sn472; Calibrated: 5/17/2010
- Phantom: SAM 1; Type: SAM 4.0; Serial: 1076
- Measurement SW: DASY4, V4.7 Build 80; Postprocessing SW: SEMCAD, V1.8 Build 186

**Touch position -/Area Scan (51x81x1):** Measurement grid: dx=15mm, dy=15mm

Info: Interpolated medium parameters used for SAR evaluation.
Maximum value of SAR (interpolated) = 0.263 mW/g

**Touch position -/Zoom Scan (5x5x7) (5x5x7)/Cube 0:** Measurement grid: dx=7.5mm, dy=7.5mm, dz=5mm
Reference Value = 5.39 V/m; Power Drift = -0.206 dB
Peak SAR (extrapolated) = 0.613 W/kg
**SAR(1 g) = 0.237 mW/g; SAR(10 g) = 0.099 mW/g**

Info: Interpolated medium parameters used for SAR evaluation.
Maximum value of SAR (measured) = 0.269 mW/g

This report shall NOT be reproduced except in full without the written consent of RIM Testing Services
Copyright 2005-2011, RIM Testing Services, a division of Research In Motion Limited

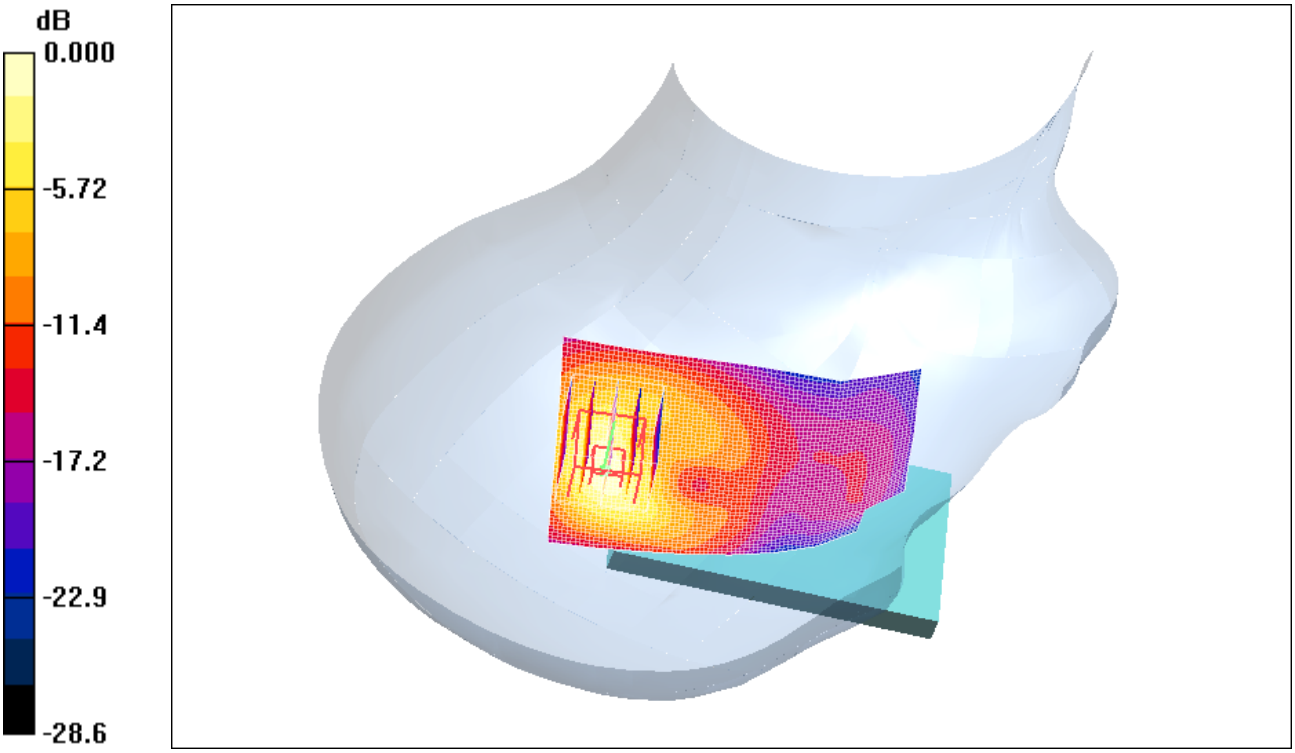


0 dB = 0.269mW/g


This report shall NOT be reproduced except in full without the written consent of RIM Testing Services
Copyright 2005-2011, RIM Testing Services, a division of Research In Motion Limited

Date/Time: 1/14/2011 8:57:08 PM

Test Laboratory: RIM Testing Services

## LeftHandSide_802.11b_high_chan_Amb_Tem_23.8_Liq_Tem_22.5_C

**DUT: BlackBerry Smartphone; Type: Sample ; Serial: 329A77DF**

Communication System: 802.11 b (2450); Frequency: 2462 MHz;Duty Cycle: 1:1
Medium parameters used (interpolated): f = 2462 MHz; $\sigma$ = 1.89 mho/m; $\varepsilon_r$ = 38.2; $\rho$ = 1000 kg/m$^3$
Phantom section: Left Section

DASY4 Configuration:

- Probe: ET3DV6 - SN1644; ConvF(4.42, 4.42, 4.42); Calibrated: 11/16/2010
- Sensor-Surface: 4mm (Mechanical Surface Detection)
- Electronics: DAE3 Sn472; Calibrated: 5/17/2010
- Phantom: SAM 1; Type: SAM 4.0; Serial: 1076
- Measurement SW: DASY4, V4.7 Build 80; Postprocessing SW: SEMCAD, V1.8 Build 186

**Touch position -/Area Scan (61x81x1):** Measurement grid: dx=15mm, dy=15mm

Info: Interpolated medium parameters used for SAR evaluation.
Maximum value of SAR (interpolated) = 0.290 mW/g

**Touch position -/Zoom Scan (5x5x7) (5x5x7)/Cube 0:** Measurement grid: dx=7.5mm, dy=7.5mm, dz=5mm
Reference Value = 7.72 V/m; Power Drift = -0.094 dB
Peak SAR (extrapolated) = 0.810 W/kg
**SAR(1 g) = 0.288 mW/g; SAR(10 g) = 0.119 mW/g**

Info: Interpolated medium parameters used for SAR evaluation.
Maximum value of SAR (measured) = 0.303 mW/g

This report shall NOT be reproduced except in full without the written consent of RIM Testing Services
Copyright 2005-2011, RIM Testing Services, a division of Research In Motion Limited

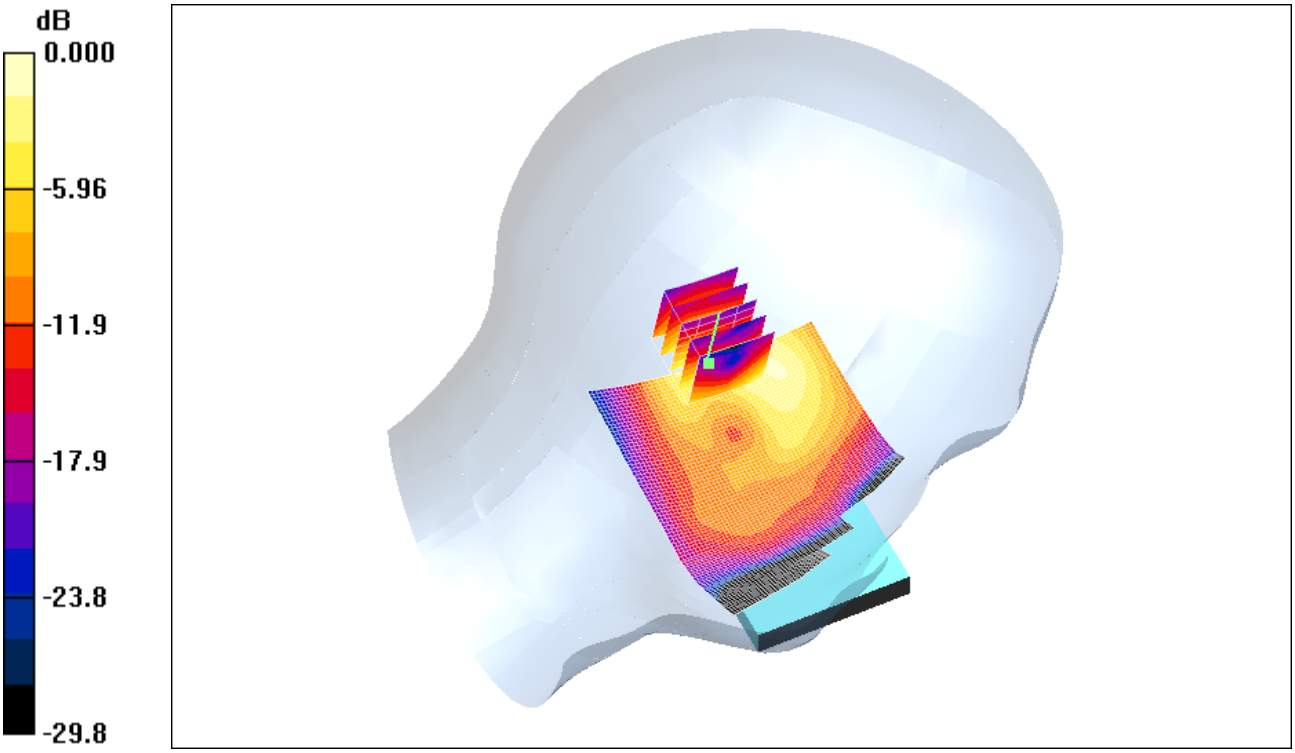


0 dB = 0.303mW/g


This report shall NOT be reproduced except in full without the written consent of RIM Testing Services
Copyright 2005-2011, RIM Testing Services, a division of Research In Motion Limited

Date/Time: 1/14/2011 9:18:41 PM

Test Laboratory: RIM Testing Services

## LeftHandSide_Tilt_802.11b_high_chan_Amb_Tem_23.8_Liq_Tem_22.4_C

**DUT: BlackBerry Smartphone; Type: Sample ; Serial: 329A77DF**

Communication System: 802.11 b (2450); Frequency: 2462 MHz;Duty Cycle: 1:1
Medium parameters used (interpolated): f = 2462 MHz; $\sigma$ = 1.89 mho/m; $\varepsilon_r$ = 38.2; $\rho$ = 1000 kg/m$^3$
Phantom section: Left Section

DASY4 Configuration:

- Probe: ET3DV6 - SN1644; ConvF(4.42, 4.42, 4.42); Calibrated: 11/16/2010
- Sensor-Surface: 4mm (Mechanical Surface Detection)
- Electronics: DAE3 Sn472; Calibrated: 5/17/2010
- Phantom: SAM 1; Type: SAM 4.0; Serial: 1076
- Measurement SW: DASY4, V4.7 Build 80; Postprocessing SW: SEMCAD, V1.8 Build 186

**Touch position -/Area Scan (61x81x1):** Measurement grid: dx=15mm, dy=15mm

Info: Interpolated medium parameters used for SAR evaluation.
Maximum value of SAR (interpolated) = 0.367 mW/g

**Touch position -/Zoom Scan (5x5x7) (5x5x7)/Cube 0:** Measurement grid: dx=7.5mm, dy=7.5mm, dz=5mm
Reference Value = 7.82 V/m; Power Drift = -0.115 dB
Peak SAR (extrapolated) = 1.12 W/kg
**SAR(1 g) = 0.386 mW/g; SAR(10 g) = 0.153 mW/g**

Info: Interpolated medium parameters used for SAR evaluation.
Maximum value of SAR (measured) = 0.388 mW/g

This report shall NOT be reproduced except in full without the written consent of RIM Testing Services
Copyright 2005-2011, RIM Testing Services, a division of Research In Motion Limited

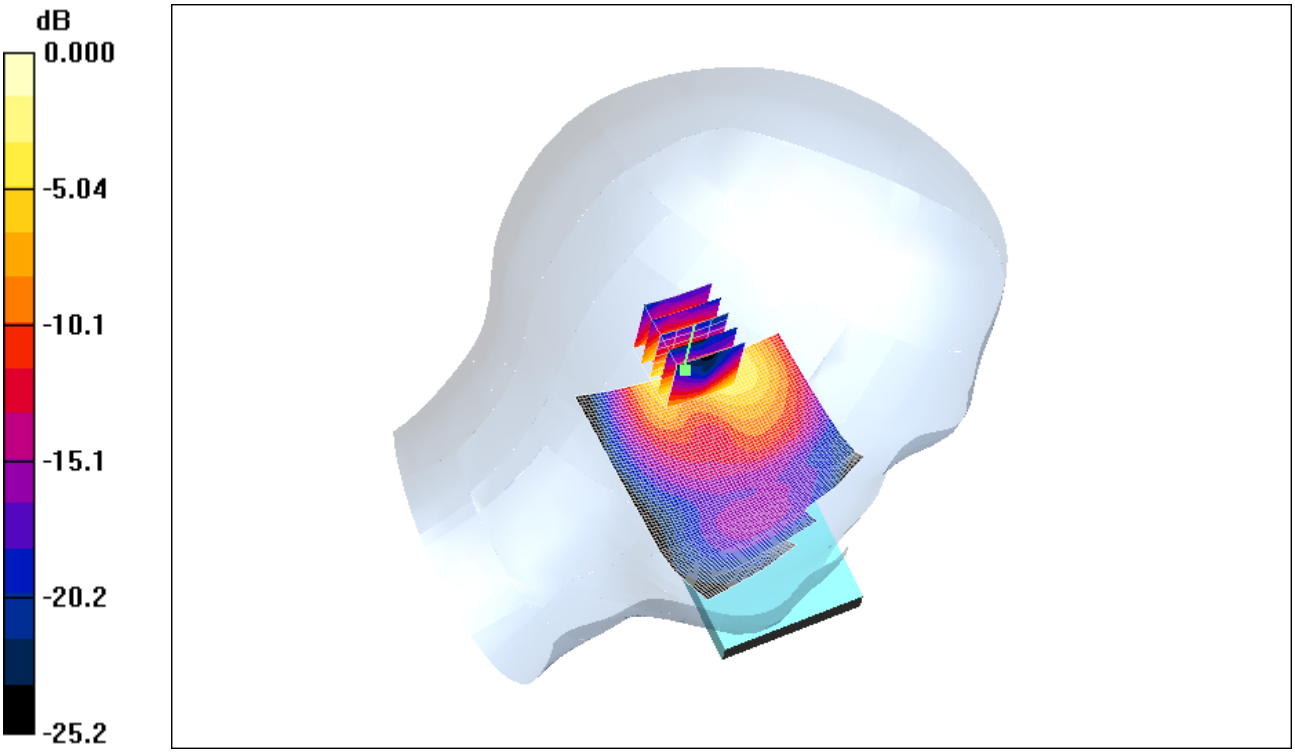


0 dB = 0.388mW/g


This report shall NOT be reproduced except in full without the written consent of RIM Testing Services
Copyright 2005-2011, RIM Testing Services, a division of Research In Motion Limited

# RDP71UW


This report shall NOT be reproduced except in full without the written consent of RIM Testing Services
Copyright 2005-2011, RIM Testing Services, a division of Research In Motion Limited

Date/Time: 2/8/2011 12:52:12 PM

Test Laboratory: RIM Testing Services

## RightHandSide_UMTS_band_V_mid_chan_amb_temp_23.1_liq_temp_21.8C

**DUT: BlackBerry Smartphone; Type: Sample ; Serial: 25FC37FC**

Communication System: WCDMA FDD V; Frequency: 836.4 MHz;Duty Cycle: 1:1
Medium parameters used (interpolated): f = 836.4 MHz; $\sigma$ = 0.904 mho/m; $\varepsilon_r$ = 42.1; $\rho$ = 1000 kg/m$^3$
Phantom section: Right Section

DASY4 Configuration:

- Probe: ET3DV6 - SN1643; ConvF(6.01, 6.01, 6.01); Calibrated: 3/9/2010
- Sensor-Surface: 4mm (Mechanical Surface Detection)
- Electronics: DAE3 Sn472; Calibrated: 5/17/2010
- Phantom: SAM 1; Type: SAM 4.0; Serial: 1076
- Measurement SW: DASY4, V4.7 Build 80; Postprocessing SW: SEMCAD, V1.8 Build 186

**Touch position - Mid/Area Scan (51x81x1):** Measurement grid: dx=15mm, dy=15mm

Info: Interpolated medium parameters used for SAR evaluation.
Maximum value of SAR (interpolated) = 0.612 mW/g

**Touch position - Mid/Zoom Scan (5x5x7) (5x5x7)/Cube 0:** Measurement grid: dx=7.5mm, dy=7.5mm, dz=5mm
Reference Value = 8.68 V/m; Power Drift = -0.075 dB
Peak SAR (extrapolated) = 0.746 W/kg
**SAR(1 g) = 0.566 mW/g; SAR(10 g) = 0.400 mW/g**

Info: Interpolated medium parameters used for SAR evaluation.
Maximum value of SAR (measured) = 0.597 mW/g

This report shall NOT be reproduced except in full without the written consent of RIM Testing Services
Copyright 2005-2011, RIM Testing Services, a division of Research In Motion Limited

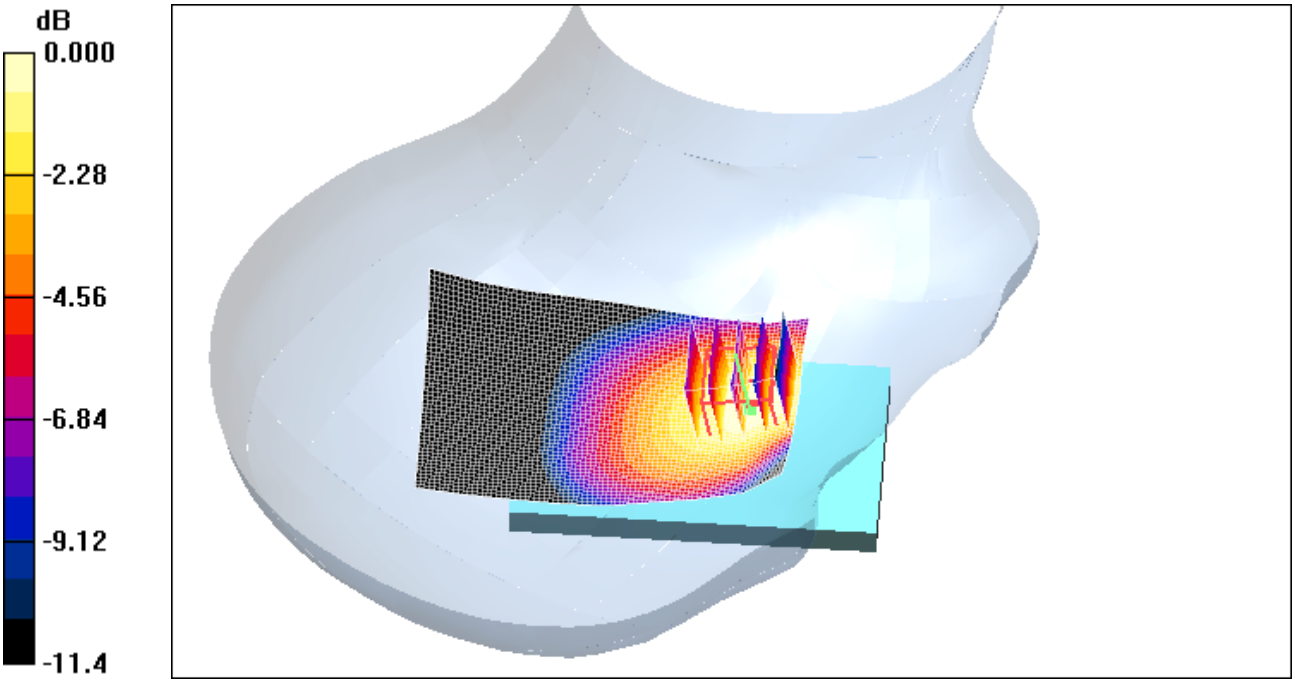


0 dB = 0.597mW/g


This report shall NOT be reproduced except in full without the written consent of RIM Testing Services
Copyright 2005-2011, RIM Testing Services, a division of Research In Motion Limited

Date/Time: 2/8/2011 12:52:12 PM

Test Laboratory: RIM Testing Services

## RightHandSide_Tilt_UMTS_band_V_mid_chan_amb_temp_23.1_liq_temp_21.9C

**DUT: BlackBerry Smartphone; Type: Sample ; Serial: 25FC37FC**

Communication System: WCDMA FDD V; Frequency: 836.4 MHz;Duty Cycle: 1:1
Medium parameters used (interpolated): f = 836.4 MHz; $\sigma$ = 0.904 mho/m; $\varepsilon_r$ = 42.1; $\rho$ = 1000 kg/m$^3$
Phantom section: Right Section

DASY4 Configuration:

- Probe: ET3DV6 - SN1643; ConvF(6.01, 6.01, 6.01); Calibrated: 3/9/2010
- Sensor-Surface: 4mm (Mechanical Surface Detection)
- Electronics: DAE3 Sn472; Calibrated: 5/17/2010
- Phantom: SAM 1; Type: SAM 4.0; Serial: 1076
- Measurement SW: DASY4, V4.7 Build 80; Postprocessing SW: SEMCAD, V1.8 Build 186

**Touch position - Mid/Area Scan (51x81x1):** Measurement grid: dx=15mm, dy=15mm

Info: Interpolated medium parameters used for SAR evaluation.
Maximum value of SAR (interpolated) = 0.612 mW/g

**Touch position - Mid/Zoom Scan (5x5x7) (5x5x7)/Cube 0:** Measurement grid: dx=7.5mm, dy=7.5mm, dz=5mm
Reference Value = 8.68 V/m; Power Drift = -0.075 dB
Peak SAR (extrapolated) = 0.746 W/kg
**SAR(1 g) = 0.566 mW/g; SAR(10 g) = 0.400 mW/g**

Info: Interpolated medium parameters used for SAR evaluation.
Maximum value of SAR (measured) = 0.597 mW/g

This report shall NOT be reproduced except in full without the written consent of RIM Testing Services
Copyright 2005-2011, RIM Testing Services, a division of Research In Motion Limited

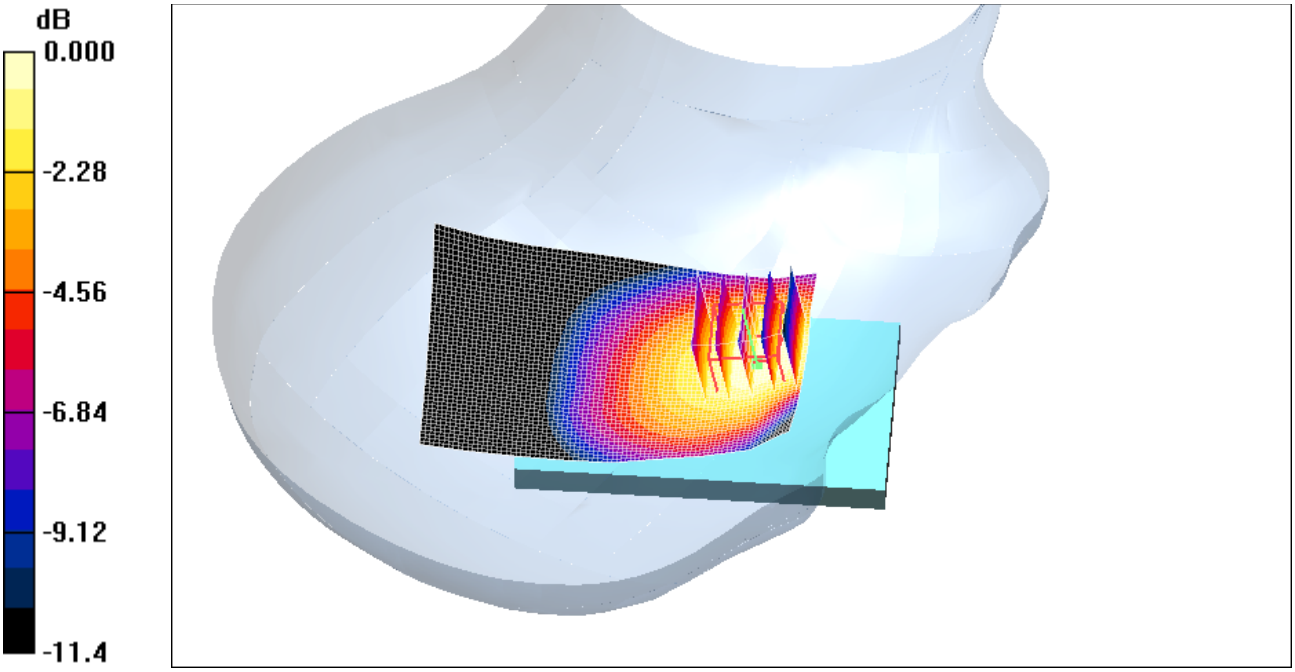


0 dB = 0.597mW/g


This report shall NOT be reproduced except in full without the written consent of RIM Testing Services
Copyright 2005-2011, RIM Testing Services, a division of Research In Motion Limited

``Date/Time: 2/8/2011 12:15:15 PM

Test Laboratory: RIM Testing Services

## LeftHandSide_UMTS_band_V_mid_chan_amb_temp_23.2_liq_temp_22.2C

**DUT: BlackBerry Smartphone; Type: Sample ; Serial: 25FC37FC**

Communication System: WCDMA FDD V; Frequency: 836.4 MHz;Duty Cycle: 1:1
Medium parameters used (interpolated): f = 836.4 MHz; $\sigma$ = 0.904 mho/m; $\varepsilon_r$ = 42.1; $\rho$ = 1000 kg/m$^3$
Phantom section: Left Section

DASY4 Configuration:

- Probe: ET3DV6 - SN1643; ConvF(6.01, 6.01, 6.01); Calibrated: 3/9/2010
- Sensor-Surface: 4mm (Mechanical Surface Detection)
- Electronics: DAE3 Sn472; Calibrated: 5/17/2010
- Phantom: SAM 1; Type: SAM 4.0; Serial: 1076
- Measurement SW: DASY4, V4.7 Build 80; Postprocessing SW: SEMCAD, V1.8 Build 186

**Touch position -/Area Scan (51x81x1):** Measurement grid: dx=15mm, dy=15mm

Info: Interpolated medium parameters used for SAR evaluation.
Maximum value of SAR (interpolated) = 0.457 mW/g

**Touch position -/Zoom Scan (5x5x7) (5x5x7)/Cube 0:** Measurement grid: dx=7.5mm, dy=7.5mm, dz=5mm
Reference Value = 7.08 V/m; Power Drift = 0.369 dB
Peak SAR (extrapolated) = 0.546 W/kg
**SAR(1 g) = 0.456 mW/g; SAR(10 g) = 0.341 mW/g**

Info: Interpolated medium parameters used for SAR evaluation.
Maximum value of SAR (measured) = 0.484 mW/g

This report shall NOT be reproduced except in full without the written consent of RIM Testing Services
Copyright 2005-2011, RIM Testing Services, a division of Research In Motion Limited

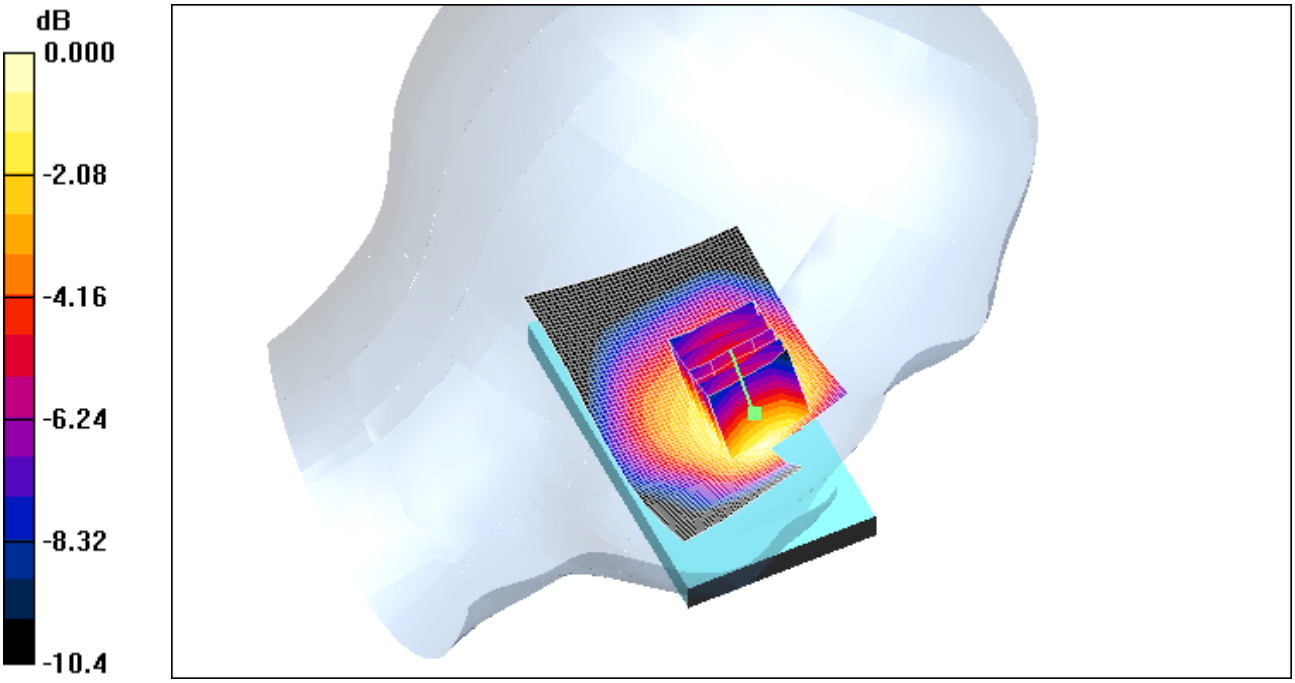


0 dB = 0.484mW/g


This report shall NOT be reproduced except in full without the written consent of RIM Testing Services
Copyright 2005-2011, RIM Testing Services, a division of Research In Motion Limited

Date/Time: 2/8/2011 12:32:20 PM

Test Laboratory: RIM Testing Services

## LeftHandSide_Tilt_UMTS_band_V_mid_chan_amb_temp_23.1_liq_temp _22.0C

**DUT: BlackBerry Smartphone; Type: Sample ; Serial: 25FC37FC**

Communication System: WCDMA FDD V; Frequency: 836.4 MHz;Duty Cycle: 1:1
Medium parameters used (interpolated): f = 836.4 MHz; $\sigma$ = 0.904 mho/m; $\varepsilon_r$ = 42.1; $\rho$ = 1000 kg/m$^3$
Phantom section: Left Section

DASY4 Configuration:

- Probe: ET3DV6 - SN1643; ConvF(6.01, 6.01, 6.01); Calibrated: 3/9/2010
- Sensor-Surface: 4mm (Mechanical Surface Detection)
- Electronics: DAE3 Sn472; Calibrated: 5/17/2010
- Phantom: SAM 1; Type: SAM 4.0; Serial: 1076
- Measurement SW: DASY4, V4.7 Build 80; Postprocessing SW: SEMCAD, V1.8 Build 186

**Touch position -/Area Scan (51x81x1):** Measurement grid: dx=15mm, dy=15mm

Info: Interpolated medium parameters used for SAR evaluation.
Maximum value of SAR (interpolated) = 0.277 mW/g

**Touch position -/Zoom Scan (5x5x7) (5x5x7)/Cube 0:** Measurement grid: dx=7.5mm, dy=7.5mm, dz=5mm
Reference Value = 11.4 V/m; Power Drift = 0.165 dB
Peak SAR (extrapolated) = 0.322 W/kg
**SAR(1 g) = 0.267 mW/g; SAR(10 g) = 0.204 mW/g**

Info: Interpolated medium parameters used for SAR evaluation.
Maximum value of SAR (measured) = 0.279 mW/g

This report shall NOT be reproduced except in full without the written consent of RIM Testing Services
Copyright 2005-2011, RIM Testing Services, a division of Research In Motion Limited




0 dB = 0.279mW/g


This report shall NOT be reproduced except in full without the written consent of RIM Testing Services
Copyright 2005-2011, RIM Testing Services, a division of Research In Motion Limited

Date/Time: 4/6/2011 10:01:53 PM, Date/Time: 4/6/2011 10:06:59 PM

Test Laboratory: RIM Testing Services

## RightHandSide_UMTS_band_V_low_chan_amb_temp_23.7_liq_temp_21.8C

**DUT: BlackBerry Smartphone; Type: Sample ; Serial: 26F8E944**

Communication System: WCDMA FDD V; Communication System Band: Exported from older format (data unavailable - please correct).; Frequency: 826.4 MHz;Communication System PAR: 0 dB
Medium parameters used (interpolated): f = 826.4 MHz; $\sigma$ = 0.923 mho/m; $\varepsilon_r$ = 43.017; $\rho$ = 1000 kg/m$^3$
Phantom section: Right Section
Measurement Standard: DASY5 (IEEE/IEC/ANSI C63.19-2007)

DASY5 Configuration:

- Probe: ES3DV3 - SN3225; ConvF(6.47, 6.47, 6.47); Calibrated: 1/13/2011
  - Modulation Compensation: Not calibrated
- Sensor-Surface: 4mm (Mechanical Surface Detection)
- Electronics: DAE3 Sn473; Calibrated: 1/21/2011
- Phantom: SAM 1; Type: SAM 4.0; Serial: 1076
- Measurement SW: DASY52, Version 52.6 (2); SEMCAD X Version 14.4.4 (2829)

**Configuration/Touch position - Mid/Area Scan (51x81x1):** Measurement grid: dx=15mm, dy=15mm

Info: Interpolated medium parameters used for SAR evaluation.
Maximum value of SAR (interpolated) = 0.832 mW/g

**Configuration/Touch position - Mid/Zoom Scan (5x5x7) (6x6x7)/Cube 0:**
Measurement grid: dx=7.5mm, dy=7.5mm, dz=5mm
Reference Value = 8.593 V/m; Power Drift = 0.04 dB
Peak SAR (extrapolated) = 0.959 W/kg
**SAR(1 g) = 0.748 mW/g; SAR(10 g) = 0.554 mW/g**

This report shall NOT be reproduced except in full without the written consent of RIM Testing Services
Copyright 2005-2011, RIM Testing Services, a division of Research In Motion Limited

Info: Interpolated medium parameters used for SAR evaluation.
Maximum value of SAR (measured) = 0.789 mW/g

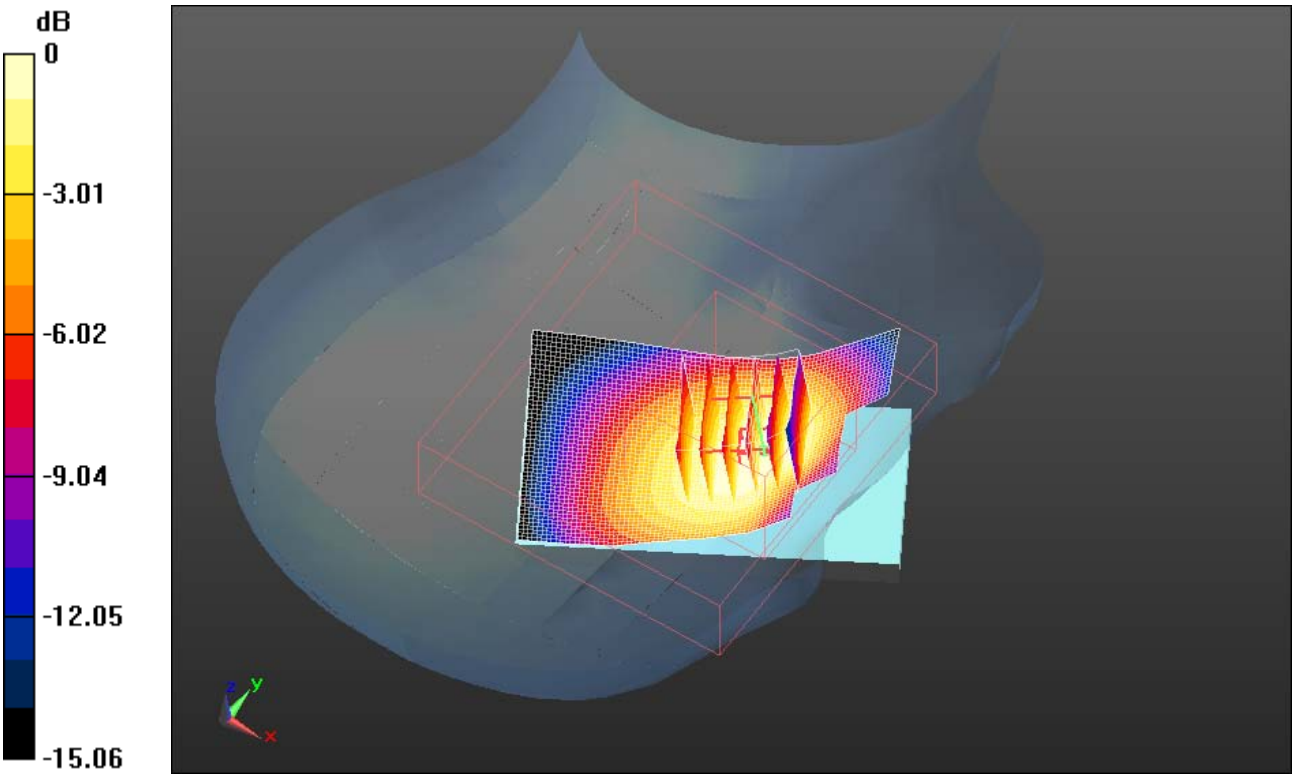


0 dB = 0.790mW/g


This report shall NOT be reproduced except in full without the written consent of RIM Testing Services
Copyright 2005-2011, RIM Testing Services, a division of Research In Motion Limited

Date/Time: 4/6/2011 9:45:54 PM, Date/Time: 4/6/2011 9:51:02 PM

Test Laboratory: RIM Testing Services

## RightHandSide_UMTS_band_V_mid_chan_amb_temp_23.7_liq_temp_21.8C

**DUT: BlackBerry Smartphone; Type: Sample ; Serial: 26F8E944**

Communication System: WCDMA FDD V; Communication System Band: Exported from older format (data unavailable - please correct).; Frequency: 836.4 MHz;Communication System PAR: 0 dB
Medium parameters used (interpolated): f = 836.4 MHz; $\sigma$ = 0.93 mho/m; $\varepsilon_r$ = 42.827; $\rho$ = 1000 kg/m$^3$
Phantom section: Right Section
Measurement Standard: DASY5 (IEEE/IEC/ANSI C63.19-2007)

DASY5 Configuration:

- Probe: ES3DV3 - SN3225; ConvF(6.47, 6.47, 6.47); Calibrated: 1/13/2011
  - Modulation Compensation: Not calibrated
- Sensor-Surface: 4mm (Mechanical Surface Detection)
- Electronics: DAE3 Sn473; Calibrated: 1/21/2011
- Phantom: SAM 1; Type: SAM 4.0; Serial: 1076
- Measurement SW: DASY52, Version 52.6 (2); SEMCAD X Version 14.4.4 (2829)

**Configuration/Touch position - Mid/Area Scan (51x81x1):** Measurement grid: dx=15mm, dy=15mm

Info: Interpolated medium parameters used for SAR evaluation.
Maximum value of SAR (interpolated) = 0.893 mW/g

**Configuration/Touch position - Mid/Zoom Scan (5x5x7) (6x6x7)/Cube 0:**
Measurement grid: dx=7.5mm, dy=7.5mm, dz=5mm
Reference Value = 9.080 V/m; Power Drift = 0.16 dB
Peak SAR (extrapolated) = 1.095 W/kg
**SAR(1 g) = 0.841 mW/g; SAR(10 g) = 0.618 mW/g**

This report shall NOT be reproduced except in full without the written consent of RIM Testing Services
Copyright 2005-2011, RIM Testing Services, a division of Research In Motion Limited

Info: Interpolated medium parameters used for SAR evaluation.
Maximum value of SAR (measured) = 0.880 mW/g

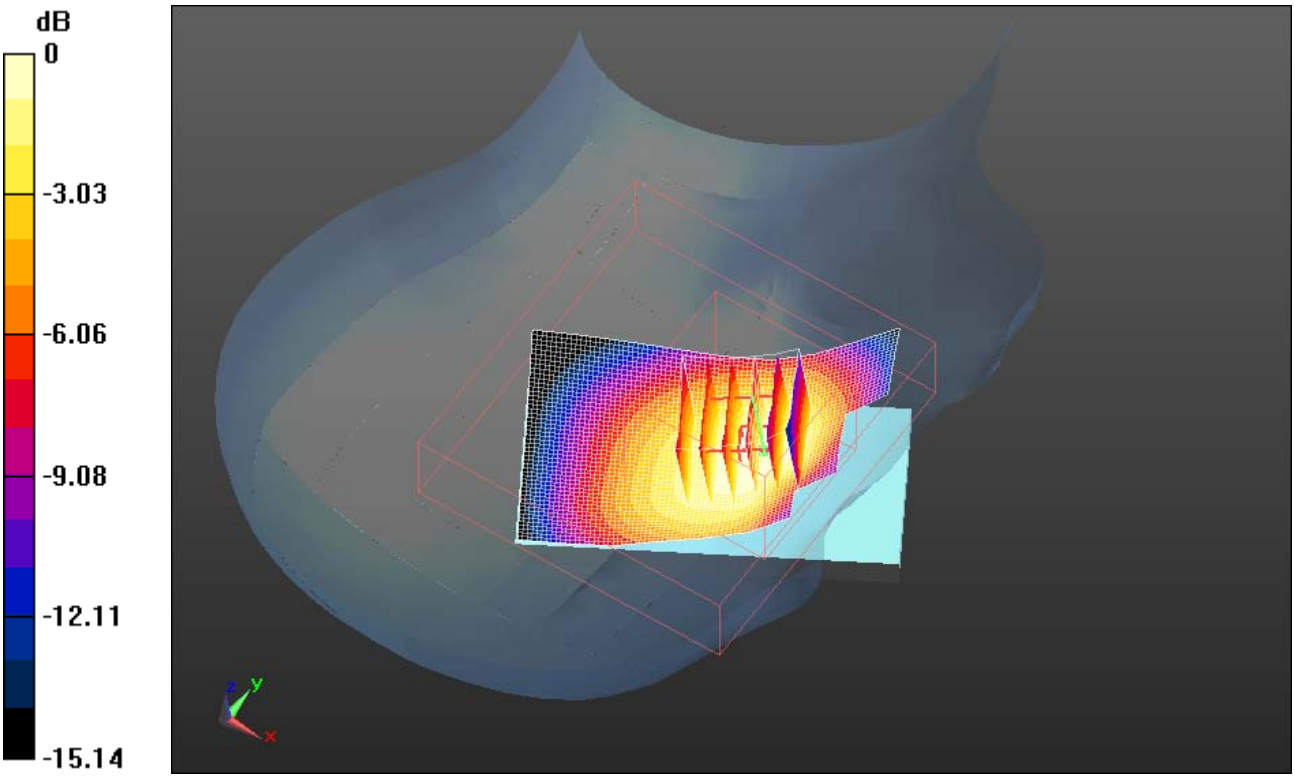


0 dB = 0.880mW/g


This report shall NOT be reproduced except in full without the written consent of RIM Testing Services
Copyright 2005-2011, RIM Testing Services, a division of Research In Motion Limited

Date/Time: 4/6/2011 10:17:35 PM, Date/Time: 4/6/2011 10:22:41 PM

Test Laboratory: RIM Testing Services

## RightHandSide_UMTS_band_V_high_chan_amb_temp_23.7_liq_temp_21.9C

**DUT: BlackBerry Smartphone; Type: Sample ; Serial: 26F8E944**

Communication System: WCDMA FDD V; Communication System Band: Exported from older format (data unavailable - please correct).; Frequency: 846.6 MHz;Communication System PAR: 0 dB
Medium parameters used (interpolated): f = 846.6 MHz; $\sigma$ = 0.942 mho/m; $\varepsilon_r$ = 42.678; $\rho$ = 1000 kg/m$^3$
Phantom section: Right Section
Measurement Standard: DASY5 (IEEE/IEC/ANSI C63.19-2007)

DASY5 Configuration:

- Probe: ES3DV3 - SN3225; ConvF(6.11, 6.11, 6.11); Calibrated: 1/13/2011
  - Modulation Compensation: Not calibrated
- Sensor-Surface: 4mm (Mechanical Surface Detection)
- Electronics: DAE3 Sn473; Calibrated: 1/21/2011
- Phantom: SAM 1; Type: SAM 4.0; Serial: 1076
- Measurement SW: DASY52, Version 52.6 (2); SEMCAD X Version 14.4.4 (2829)

**Configuration/Touch position - Mid/Area Scan (51x81x1):** Measurement grid: dx=15mm, dy=15mm

Info: Interpolated medium parameters used for SAR evaluation.
Maximum value of SAR (interpolated) = 0.912 mW/g

**Configuration/Touch position - Mid/Zoom Scan (5x5x7) (6x6x7)/Cube 0:**
Measurement grid: dx=7.5mm, dy=7.5mm, dz=5mm
Reference Value = 8.721 V/m; Power Drift = 0.23 dB
Peak SAR (extrapolated) = 1.082 W/kg
**SAR(1 g) = 0.838 mW/g; SAR(10 g) = 0.617 mW/g**

This report shall NOT be reproduced except in full without the written consent of RIM Testing Services
Copyright 2005-2011, RIM Testing Services, a division of Research In Motion Limited

Info: Interpolated medium parameters used for SAR evaluation.
Maximum value of SAR (measured) = 0.877 mW/g




0 dB = 0.880mW/g


This report shall NOT be reproduced except in full without the written consent of RIM Testing Services
Copyright 2005-2011, RIM Testing Services, a division of Research In Motion Limited

Date/Time: 4/6/2011 10:48:52 PM, Date/Time: 4/6/2011 10:53:55 PM

Test Laboratory: RIM Testing Services

## LeftHandSide_UMTS_band_V_low_chan_amb_temp_23.8_liq_temp_22.0C

**DUT: BlackBerry Smartphone; Type: Sample ; Serial: 26F8E944**

Communication System: WCDMA FDD V; Communication System Band: Exported from older format (data unavailable - please correct).; Frequency: 826.4 MHz;Communication System PAR: 0 dB
Medium parameters used (interpolated): f = 826.4 MHz; $\sigma$ = 0.923 mho/m; $\varepsilon_r$ = 43.017; $\rho$ = 1000 kg/m$^3$
Phantom section: Left Section
Measurement Standard: DASY5 (IEEE/IEC/ANSI C63.19-2007)

DASY5 Configuration:

- Probe: ES3DV3 - SN3225; ConvF(6.47, 6.47, 6.47); Calibrated: 1/13/2011
  - Modulation Compensation: Not calibrated
- Sensor-Surface: 4mm (Mechanical Surface Detection)
- Electronics: DAE3 Sn473; Calibrated: 1/21/2011
- Phantom: SAM 1; Type: SAM 4.0; Serial: 1076
- Measurement SW: DASY52, Version 52.6 (2); SEMCAD X Version 14.4.4 (2829)

**Configuration/Touch position - Mid/Area Scan (51x81x1):** Measurement grid: dx=15mm, dy=15mm

Info: Interpolated medium parameters used for SAR evaluation.
Maximum value of SAR (interpolated) = 0.725 mW/g

**Configuration/Touch position - Mid/Zoom Scan (5x5x7) (5x5x7)/Cube 0:**
Measurement grid: dx=7.5mm, dy=7.5mm, dz=5mm
Reference Value = 8.406 V/m; Power Drift = 0.02 dB
Peak SAR (extrapolated) = 0.852 W/kg
**SAR(1 g) = 0.694 mW/g; SAR(10 g) = 0.526 mW/g**

This report shall NOT be reproduced except in full without the written consent of RIM Testing Services
Copyright 2005-2011, RIM Testing Services, a division of Research In Motion Limited

Info: Interpolated medium parameters used for SAR evaluation.
Maximum value of SAR (measured) = 0.729 mW/g

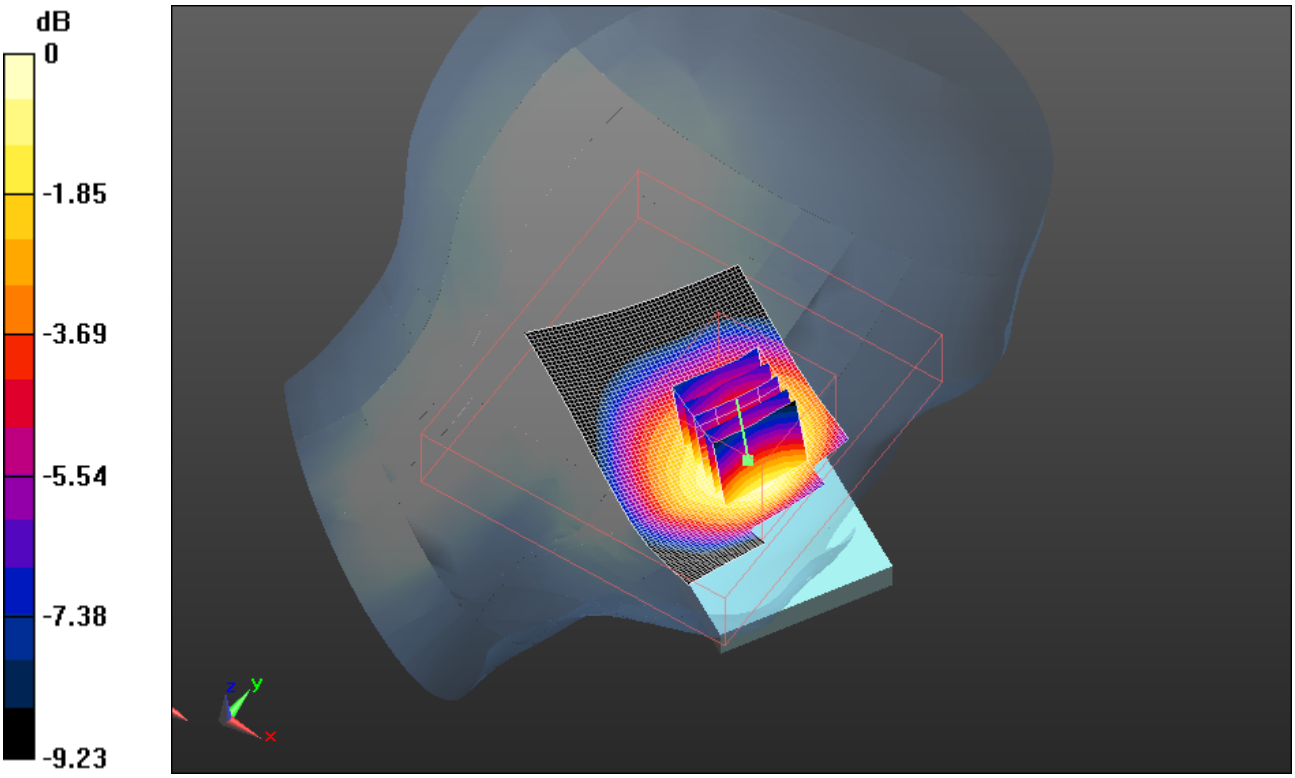


0 dB = 0.730mW/g


This report shall NOT be reproduced except in full without the written consent of RIM Testing Services
Copyright 2005-2011, RIM Testing Services, a division of Research In Motion Limited

Date/Time: 4/6/2011 10:34:57 PM, Date/Time: 4/6/2011 10:40:00 PM

Test Laboratory: RIM Testing Services

## LeftHandSide_UMTS_band_V_mid_chan_amb_temp_23.7_liq_temp_21.9C

**DUT: BlackBerry Smartphone; Type: Sample ; Serial: 26F8E944**

Communication System: WCDMA FDD V; Communication System Band: Exported from older format (data unavailable - please correct).; Frequency: 836.4 MHz;Communication System PAR: 0 dB
Medium parameters used (interpolated): f = 836.4 MHz; $\sigma$ = 0.93 mho/m; $\varepsilon_r$ = 42.827; $\rho$ = 1000 kg/m$^3$
Phantom section: Left Section
Measurement Standard: DASY5 (IEEE/IEC/ANSI C63.19-2007)

DASY5 Configuration:

- Probe: ES3DV3 - SN3225; ConvF(6.47, 6.47, 6.47); Calibrated: 1/13/2011
  - Modulation Compensation: Not calibrated
- Sensor-Surface: 4mm (Mechanical Surface Detection)
- Electronics: DAE3 Sn473; Calibrated: 1/21/2011
- Phantom: SAM 1; Type: SAM 4.0; Serial: 1076
- Measurement SW: DASY52, Version 52.6 (2); SEMCAD X Version 14.4.4 (2829)

**Configuration/Touch position - Mid/Area Scan (51x81x1):** Measurement grid: dx=15mm, dy=15mm

Info: Interpolated medium parameters used for SAR evaluation.
Maximum value of SAR (interpolated) = 0.843 mW/g

**Configuration/Touch position - Mid/Zoom Scan (5x5x7) (5x5x7)/Cube 0:**
Measurement grid: dx=7.5mm, dy=7.5mm, dz=5mm
Reference Value = 9.054 V/m; Power Drift = -0.13 dB
Peak SAR (extrapolated) = 1.003 W/kg
**SAR(1 g) = 0.818 mW/g; SAR(10 g) = 0.616 mW/g**

This report shall NOT be reproduced except in full without the written consent of RIM Testing Services
Copyright 2005-2011, RIM Testing Services, a division of Research In Motion Limited

Info: Interpolated medium parameters used for SAR evaluation.
Maximum value of SAR (measured) = 0.861 mW/g

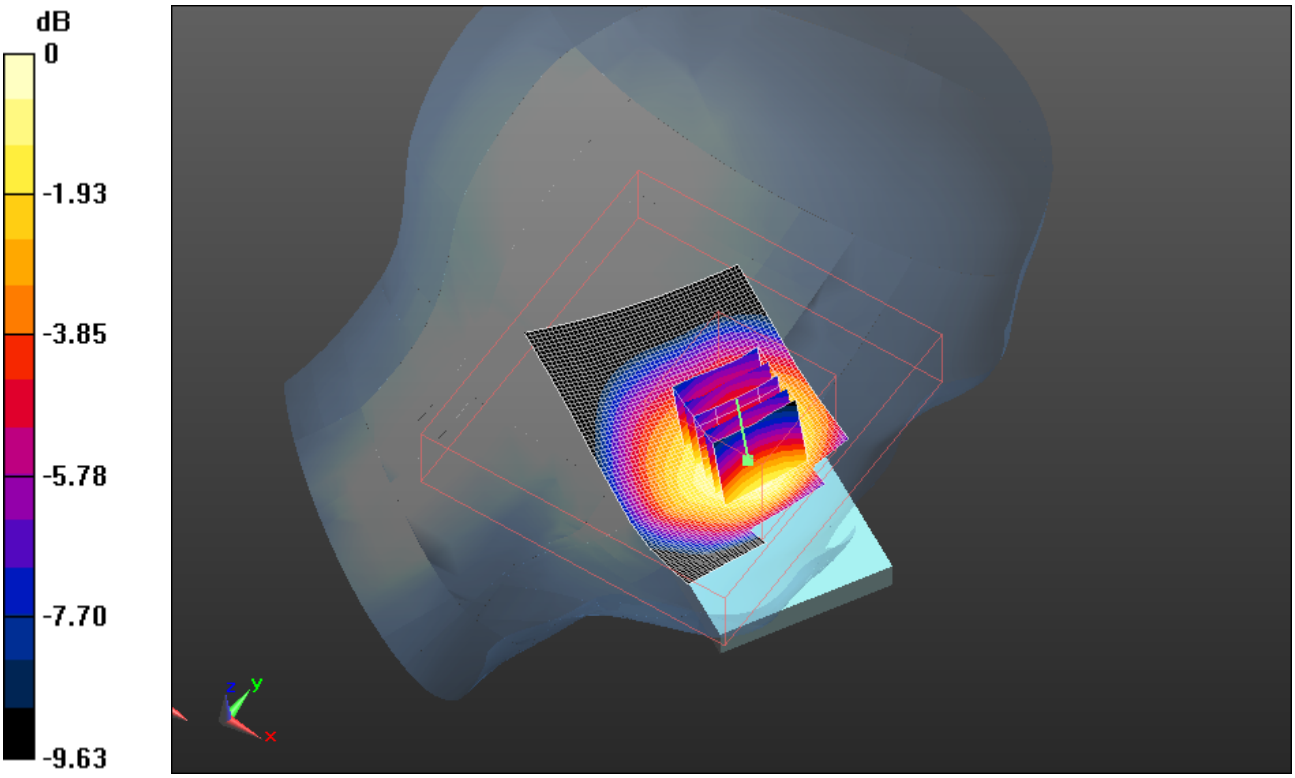


0 dB = 0.860mW/g


This report shall NOT be reproduced except in full without the written consent of RIM Testing Services
Copyright 2005-2011, RIM Testing Services, a division of Research In Motion Limited

Date/Time: 4/6/2011 11:00:57 PM, Date/Time: 4/6/2011 11:06:00 PM

Test Laboratory: RIM Testing Services

## LeftHandSide_UMTS_band_V_high_chan_amb_temp_23.8_liq_temp_22.0C

**DUT: BlackBerry Smartphone; Type: Sample ; Serial: 26F8E944**

Communication System: WCDMA FDD V; Communication System Band: Exported from older format (data unavailable - please correct).; Frequency: 846.6 MHz;Communication System PAR: 0 dB
Medium parameters used (interpolated): f = 846.6 MHz; $\sigma$ = 0.942 mho/m; $\varepsilon_r$ = 42.678; $\rho$ = 1000 kg/m$^3$
Phantom section: Left Section
Measurement Standard: DASY5 (IEEE/IEC/ANSI C63.19-2007)

DASY5 Configuration:

- Probe: ES3DV3 - SN3225; ConvF(6.11, 6.11, 6.11); Calibrated: 1/13/2011
  - Modulation Compensation: Not calibrated
- Sensor-Surface: 4mm (Mechanical Surface Detection)
- Electronics: DAE3 Sn473; Calibrated: 1/21/2011
- Phantom: SAM 1; Type: SAM 4.0; Serial: 1076
- Measurement SW: DASY52, Version 52.6 (2); SEMCAD X Version 14.4.4 (2829)

**Configuration/Touch position - Mid/Area Scan (51x81x1):** Measurement grid: dx=15mm, dy=15mm

Info: Interpolated medium parameters used for SAR evaluation.
Maximum value of SAR (interpolated) = 0.840 mW/g

**Configuration/Touch position - Mid/Zoom Scan (5x5x7) (5x5x7)/Cube 0:**
Measurement grid: dx=7.5mm, dy=7.5mm, dz=5mm
Reference Value = 9.003 V/m; Power Drift = -0.03 dB
Peak SAR (extrapolated) = 0.983 W/kg
**SAR(1 g) = 0.800 mW/g; SAR(10 g) = 0.606 mW/g**

This report shall NOT be reproduced except in full without the written consent of RIM Testing Services
Copyright 2005-2011, RIM Testing Services, a division of Research In Motion Limited

Info: Interpolated medium parameters used for SAR evaluation.
Maximum value of SAR (measured) = 0.840 mW/g

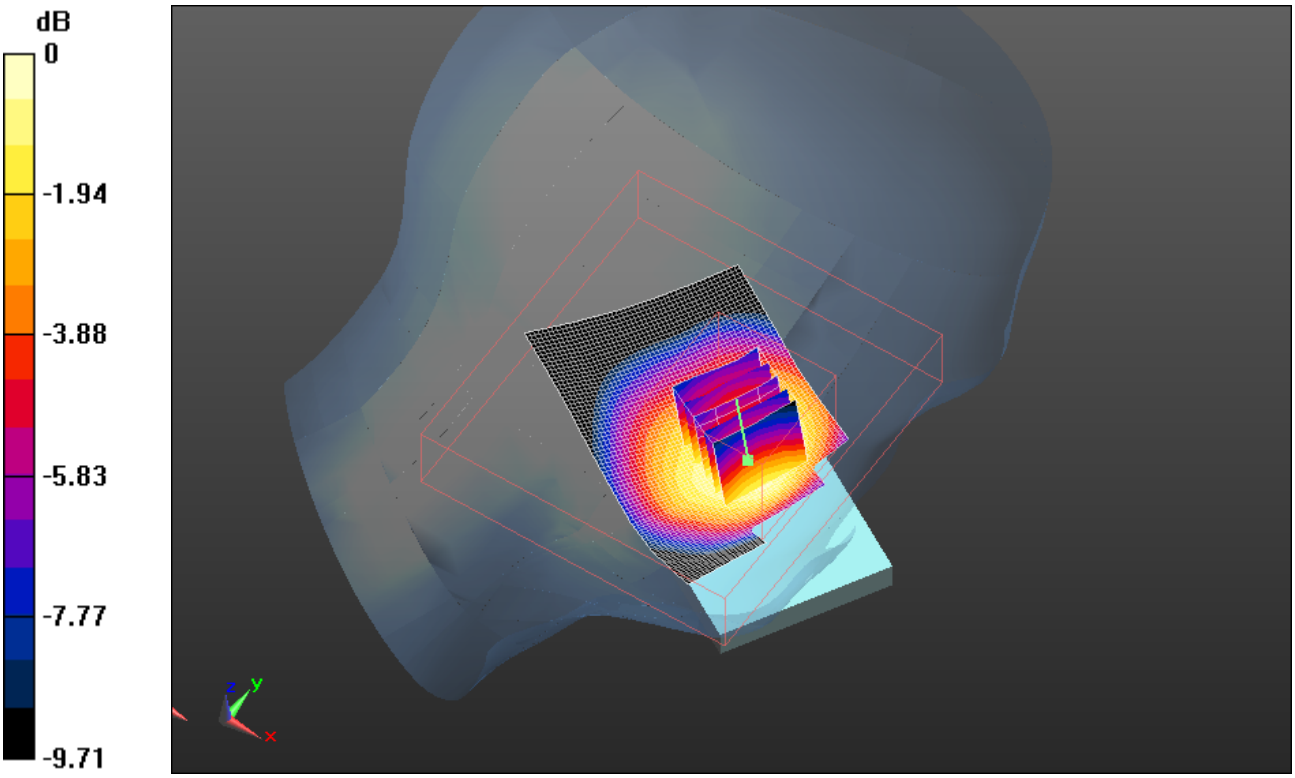


0 dB = 0.840mW/g


This report shall NOT be reproduced except in full without the written consent of RIM Testing Services
Copyright 2005-2011, RIM Testing Services, a division of Research In Motion Limited

Date/Time: 2/15/2011 9:08:06 PM

Test Laboratory: RIM Testing Services

## RightHandSide_UMTS_band_II_low_chan_amb_temp_23.3_liq_temp_22.0C

**DUT: BlackBerry Smartphone; Type: Sample ; Serial: 25FC37FC**

Communication System: WCDMA FDD II; Frequency: 1852.4 MHz;Duty Cycle: 1:1
Medium parameters used (interpolated): f = 1852.4 MHz; $\sigma$ = 1.35 mho/m; $\varepsilon_r$ = 38.5; $\rho$ = 1000 kg/m$^3$
Phantom section: Right Section

DASY4 Configuration:

- Probe: ET3DV6 - SN1643; ConvF(4.99, 4.99, 4.99); Calibrated: 3/9/2010
- Sensor-Surface: 4mm (Mechanical Surface Detection)
- Electronics: DAE3 Sn472; Calibrated: 5/17/2010
- Phantom: SAM 1; Type: SAM 4.0; Serial: 1076
- Measurement SW: DASY4, V4.7 Build 80; Postprocessing SW: SEMCAD, V1.8 Build 186

**Touch position - Mid/Area Scan (51x81x1):** Measurement grid: dx=15mm, dy=15mm

Info: Interpolated medium parameters used for SAR evaluation.
Maximum value of SAR (interpolated) = 1.08 mW/g

**Touch position - Mid/Zoom Scan (5x5x7) (5x5x7)/Cube 0:** Measurement grid: dx=7.5mm, dy=7.5mm, dz=5mm
Reference Value = 11.3 V/m; Power Drift = 0.085 dB
Peak SAR (extrapolated) = 1.48 W/kg
**SAR(1 g) = 0.993 mW/g; SAR(10 g) = 0.574 mW/g**

Info: Interpolated medium parameters used for SAR evaluation.
Maximum value of SAR (measured) = 1.08 mW/g

This report shall NOT be reproduced except in full without the written consent of RIM Testing Services
Copyright 2005-2011, RIM Testing Services, a division of Research In Motion Limited

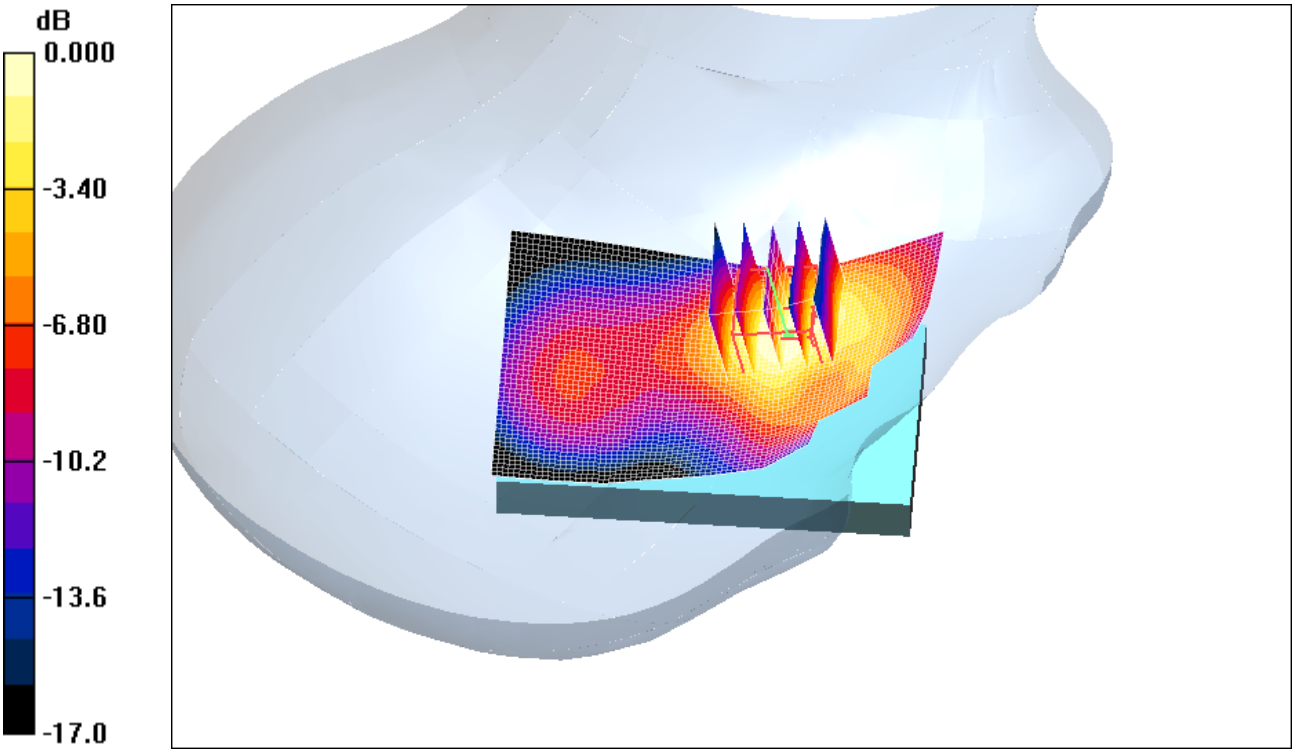


0 dB = 1.08mW/g


This report shall NOT be reproduced except in full without the written consent of RIM Testing Services
Copyright 2005-2011, RIM Testing Services, a division of Research In Motion Limited

Date/Time: 2/15/2011 8:54:06 PM

Test Laboratory: RIM Testing Services

## RightHandSide_UMTS_band_II_mid_chan_amb_temp_23.1_liq_temp_21.8C

**DUT: BlackBerry Smartphone; Type: Sample ; Serial: 25FC37FC**

Communication System: WCDMA FDD II; Frequency: 1880 MHz;Duty Cycle: 1:1
Medium parameters used: f = 1880 MHz; $\sigma$ = 1.37 mho/m; $\varepsilon_r$ = 38.4; $\rho$ = 1000 kg/m$^3$
Phantom section: Right Section

DASY4 Configuration:

- Probe: ET3DV6 - SN1643; ConvF(4.99, 4.99, 4.99); Calibrated: 3/9/2010
- Sensor-Surface: 4mm (Mechanical Surface Detection)
- Electronics: DAE3 Sn472; Calibrated: 5/17/2010
- Phantom: SAM 1; Type: SAM 4.0; Serial: 1076
- Measurement SW: DASY4, V4.7 Build 80; Postprocessing SW: SEMCAD, V1.8 Build 186

**Touch position - Mid/Area Scan (51x81x1):** Measurement grid: dx=15mm, dy=15mm
Maximum value of SAR (interpolated) = 1.18 mW/g

**Touch position - Mid/Zoom Scan (5x5x7) (5x5x7)/Cube 0:** Measurement grid: dx=7.5mm, dy=7.5mm, dz=5mm
Reference Value = 11.3 V/m; Power Drift = 0.157 dB
Peak SAR (extrapolated) = 1.58 W/kg
**SAR(1 g) = 1.07 mW/g; SAR(10 g) = 0.610 mW/g**
Maximum value of SAR (measured) = 1.14 mW/g

This report shall NOT be reproduced except in full without the written consent of RIM Testing Services
Copyright 2005-2011, RIM Testing Services, a division of Research In Motion Limited

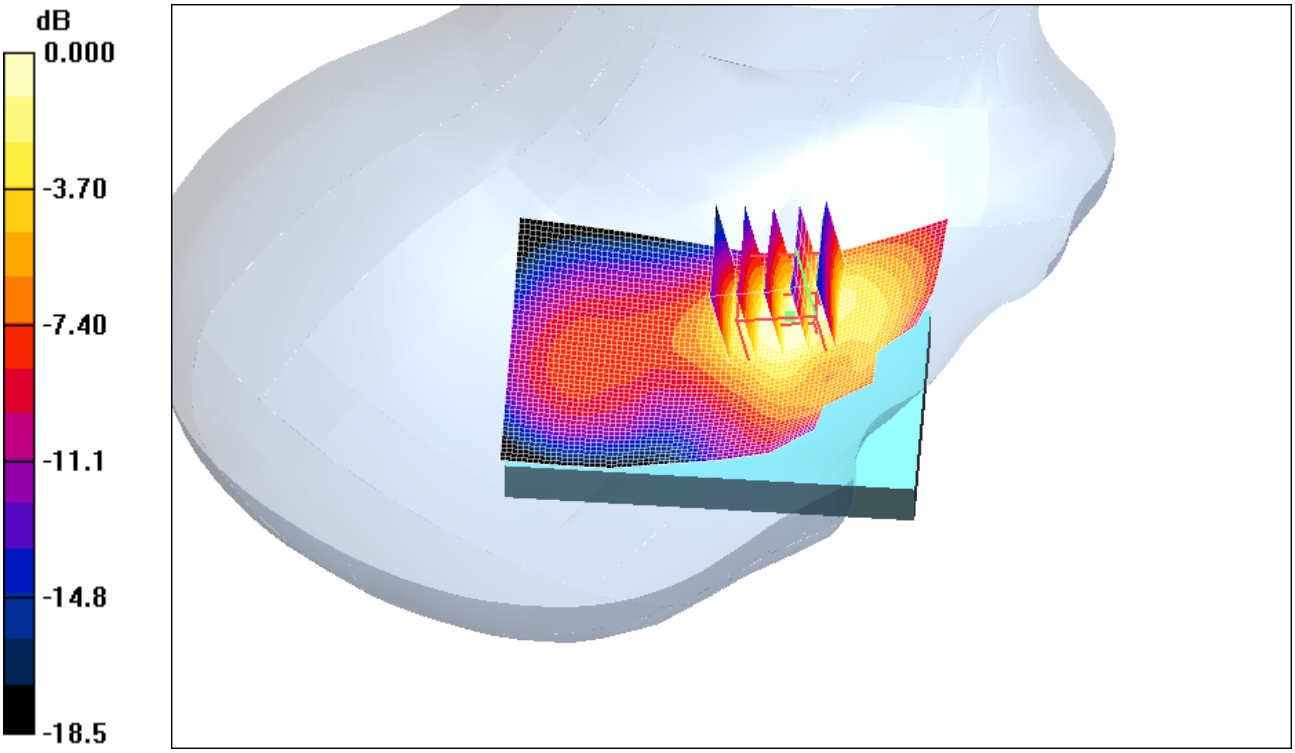


0 dB = 1.14mW/g


This report shall NOT be reproduced except in full without the written consent of RIM Testing Services
Copyright 2005-2011, RIM Testing Services, a division of Research In Motion Limited

Date/Time: 2/15/2011 9:22:01 PM

Test Laboratory: RIM Testing Services

## RightHandSide_UMTS_band_II_high_chan_amb_temp_23.3_liq_temp_22.0C

**DUT: BlackBerry Smartphone; Type: Sample ; Serial: 25FC37FC**

Communication System: WCDMA FDD II; Frequency: 1907.6 MHz;Duty Cycle: 1:1
Medium parameters used (interpolated): f = 1907.6 MHz; $\sigma$ = 1.39 mho/m; $\varepsilon_r$ = 38.2; $\rho$ = 1000 kg/m$^3$
Phantom section: Right Section

DASY4 Configuration:

- Probe: ET3DV6 - SN1643; ConvF(4.99, 4.99, 4.99); Calibrated: 3/9/2010
- Sensor-Surface: 4mm (Mechanical Surface Detection)
- Electronics: DAE3 Sn472; Calibrated: 5/17/2010
- Phantom: SAM 1; Type: SAM 4.0; Serial: 1076
- Measurement SW: DASY4, V4.7 Build 80; Postprocessing SW: SEMCAD, V1.8 Build 186

**Touch position - Mid/Area Scan (51x81x1):** Measurement grid: dx=15mm, dy=15mm

Info: Interpolated medium parameters used for SAR evaluation.
Maximum value of SAR (interpolated) = 1.25 mW/g

**Touch position - Mid/Zoom Scan (5x5x7) (5x5x7)/Cube 0:** Measurement grid: dx=7.5mm, dy=7.5mm, dz=5mm
Reference Value = 11.9 V/m; Power Drift = -0.060 dB
Peak SAR (extrapolated) = 1.67 W/kg
**SAR(1 g) = 1.12 mW/g; SAR(10 g) = 0.641 mW/g**

Info: Interpolated medium parameters used for SAR evaluation.
Maximum value of SAR (measured) = 1.19 mW/g

This report shall NOT be reproduced except in full without the written consent of RIM Testing Services
Copyright 2005-2011, RIM Testing Services, a division of Research In Motion Limited

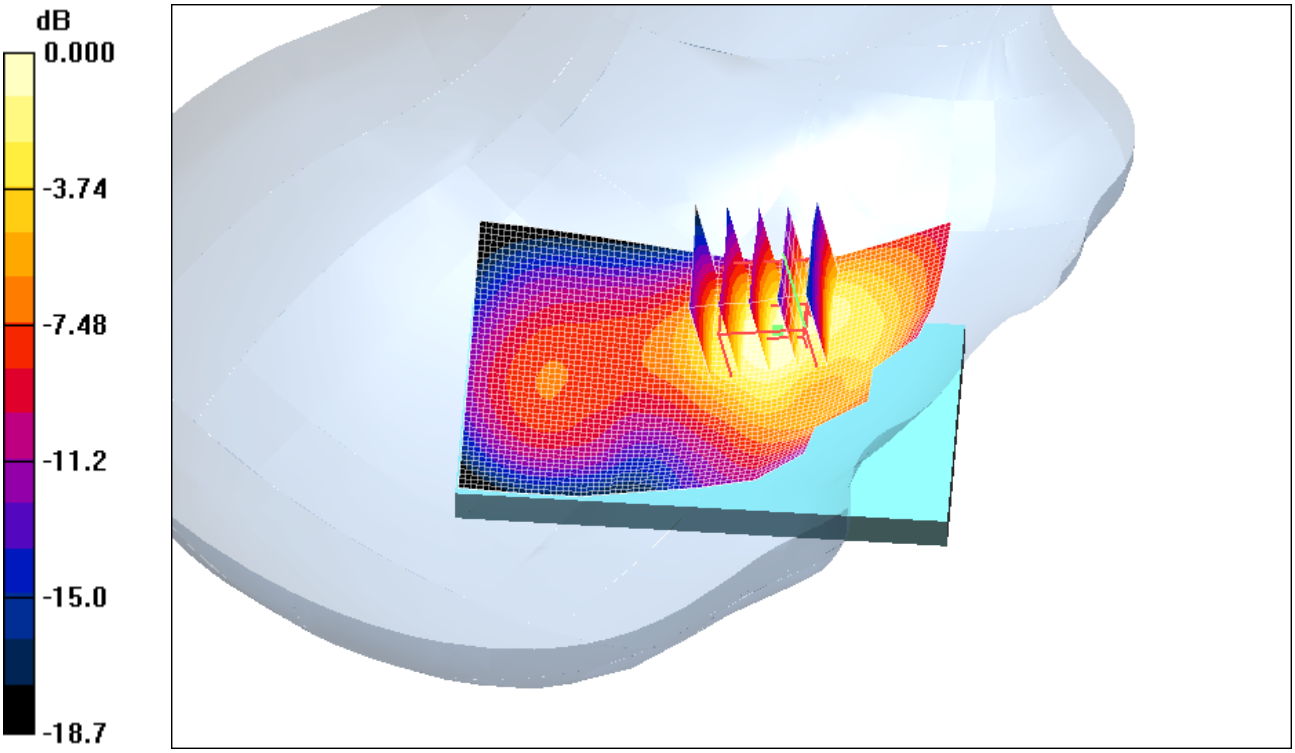


0 dB = 1.19mW/g


This report shall NOT be reproduced except in full without the written consent of RIM Testing Services
Copyright 2005-2011, RIM Testing Services, a division of Research In Motion Limited

Date/Time: 2/15/2011 9:37:20 PM

Test Laboratory: RIM Testing Services

## RightHandSide_Tilt_UMTS_band_II_mid_chan_amb_temp_23.2_liq_temp_21.9C

**DUT: BlackBerry Smartphone; Type: Sample ; Serial: 25FC37FC**

Communication System: WCDMA FDD II; Frequency: 1880 MHz;Duty Cycle: 1:1
Medium parameters used: f = 1880 MHz; $\sigma$ = 1.37 mho/m; $\varepsilon_r$ = 38.4; $\rho$ = 1000 kg/m$^3$
Phantom section: Right Section

DASY4 Configuration:

- Probe: ET3DV6 - SN1643; ConvF(4.99, 4.99, 4.99); Calibrated: 3/9/2010
- Sensor-Surface: 4mm (Mechanical Surface Detection)
- Electronics: DAE3 Sn472; Calibrated: 5/17/2010
- Phantom: SAM 1; Type: SAM 4.0; Serial: 1076
- Measurement SW: DASY4, V4.7 Build 80; Postprocessing SW: SEMCAD, V1.8 Build 186

**Touch position -/Area Scan (51x81x1):** Measurement grid: dx=15mm, dy=15mm
Maximum value of SAR (interpolated) = 0.449 mW/g

**Touch position -/Zoom Scan (5x5x7) (5x5x7)/Cube 0:** Measurement grid: dx=7.5mm, dy=7.5mm, dz=5mm
Reference Value = 18.3 V/m; Power Drift = 0.017 dB
Peak SAR (extrapolated) = 0.532 W/kg
**SAR(1 g) = 0.379 mW/g; SAR(10 g) = 0.233 mW/g**
Maximum value of SAR (measured) = 0.414 mW/g

This report shall NOT be reproduced except in full without the written consent of RIM Testing Services
Copyright 2005-2011, RIM Testing Services, a division of Research In Motion Limited

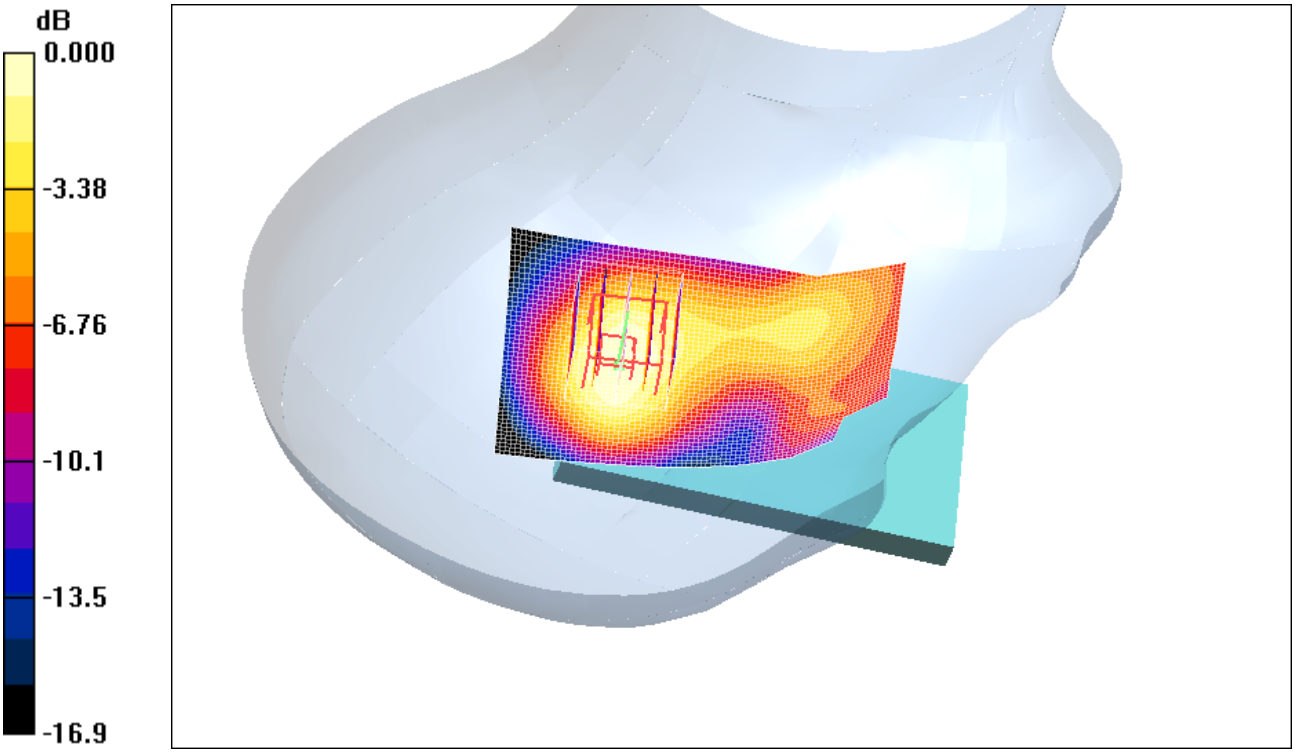


0 dB = 0.414mW/g


This report shall NOT be reproduced except in full without the written consent of RIM Testing Services
Copyright 2005-2011, RIM Testing Services, a division of Research In Motion Limited

Date/Time: 2/15/2011 9:52:43 PM

Test Laboratory: RIM Testing Services

## LeftHandSide_UMTS_band_II_mid_chan_amb_temp_23.4_liq_temp_22.1C

**DUT: BlackBerry Smartphone; Type: Sample ; Serial: 25FC37FC**

Communication System: WCDMA FDD II; Frequency: 1880 MHz;Duty Cycle: 1:1
Medium parameters used: f = 1880 MHz; $\sigma$ = 1.37 mho/m; $\varepsilon_r$ = 38.4; $\rho$ = 1000 kg/m$^3$
Phantom section: Left Section

DASY4 Configuration:

- Probe: ET3DV6 - SN1643; ConvF(4.99, 4.99, 4.99); Calibrated: 3/9/2010
- Sensor-Surface: 4mm (Mechanical Surface Detection)
- Electronics: DAE3 Sn472; Calibrated: 5/17/2010
- Phantom: SAM 1; Type: SAM 4.0; Serial: 1076
- Measurement SW: DASY4, V4.7 Build 80; Postprocessing SW: SEMCAD, V1.8 Build 186

**Touch position -/Area Scan (61x81x1):** Measurement grid: dx=15mm, dy=15mm
Maximum value of SAR (interpolated) = 0.474 mW/g

**Touch position -/Zoom Scan (5x5x7) (5x5x7)/Cube 0:** Measurement grid: dx=7.5mm, dy=7.5mm, dz=5mm
Reference Value = 8.66 V/m; Power Drift = -0.149 dB
Peak SAR (extrapolated) = 0.610 W/kg
**SAR(1 g) = 0.444 mW/g; SAR(10 g) = 0.278 mW/g**
Maximum value of SAR (measured) = 0.490 mW/g

This report shall NOT be reproduced except in full without the written consent of RIM Testing Services
Copyright 2005-2011, RIM Testing Services, a division of Research In Motion Limited

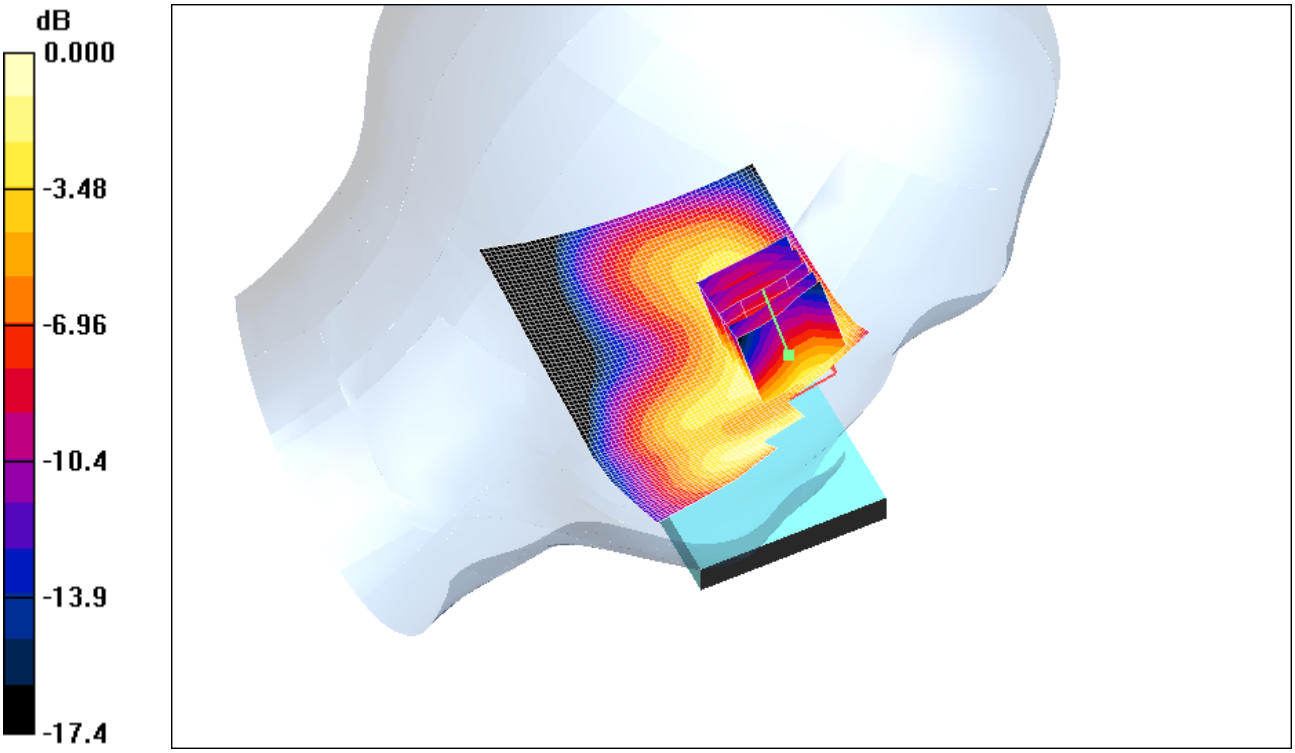


0 dB = 0.490mW/g


This report shall NOT be reproduced except in full without the written consent of RIM Testing Services
Copyright 2005-2011, RIM Testing Services, a division of Research In Motion Limited

Date/Time: 2/15/2011 10:07:45 PM

Test Laboratory: RIM Testing Services

## LeftHandSide_Tilt_UMTS_band_II_mid_chan_amb_temp_23.4_liq_temp_22.1C

**DUT: BlackBerry Smartphone; Type: Sample ; Serial: 25FC37FC**

Communication System: WCDMA FDD II; Frequency: 1880 MHz;Duty Cycle: 1:1
Medium parameters used: f = 1880 MHz; $\sigma$ = 1.37 mho/m; $\varepsilon_r$ = 38.4; $\rho$ = 1000 kg/m$^3$
Phantom section: Left Section

DASY4 Configuration:

- Probe: ET3DV6 - SN1643; ConvF(4.99, 4.99, 4.99); Calibrated: 3/9/2010
- Sensor-Surface: 4mm (Mechanical Surface Detection)
- Electronics: DAE3 Sn472; Calibrated: 5/17/2010
- Phantom: SAM 1; Type: SAM 4.0; Serial: 1076
- Measurement SW: DASY4, V4.7 Build 80; Postprocessing SW: SEMCAD, V1.8 Build 186

**Touch position -/Area Scan (61x81x1):** Measurement grid: dx=15mm, dy=15mm
Maximum value of SAR (interpolated) = 0.420 mW/g

**Touch position -/Zoom Scan (5x5x7) (5x5x7)/Cube 0:** Measurement grid: dx=7.5mm, dy=7.5mm, dz=5mm
Reference Value = 14.5 V/m; Power Drift = 0.147 dB
Peak SAR (extrapolated) = 0.505 W/kg
**SAR(1 g) = 0.362 mW/g; SAR(10 g) = 0.229 mW/g**
Maximum value of SAR (measured) = 0.389 mW/g

This report shall NOT be reproduced except in full without the written consent of RIM Testing Services
Copyright 2005-2011, RIM Testing Services, a division of Research In Motion Limited

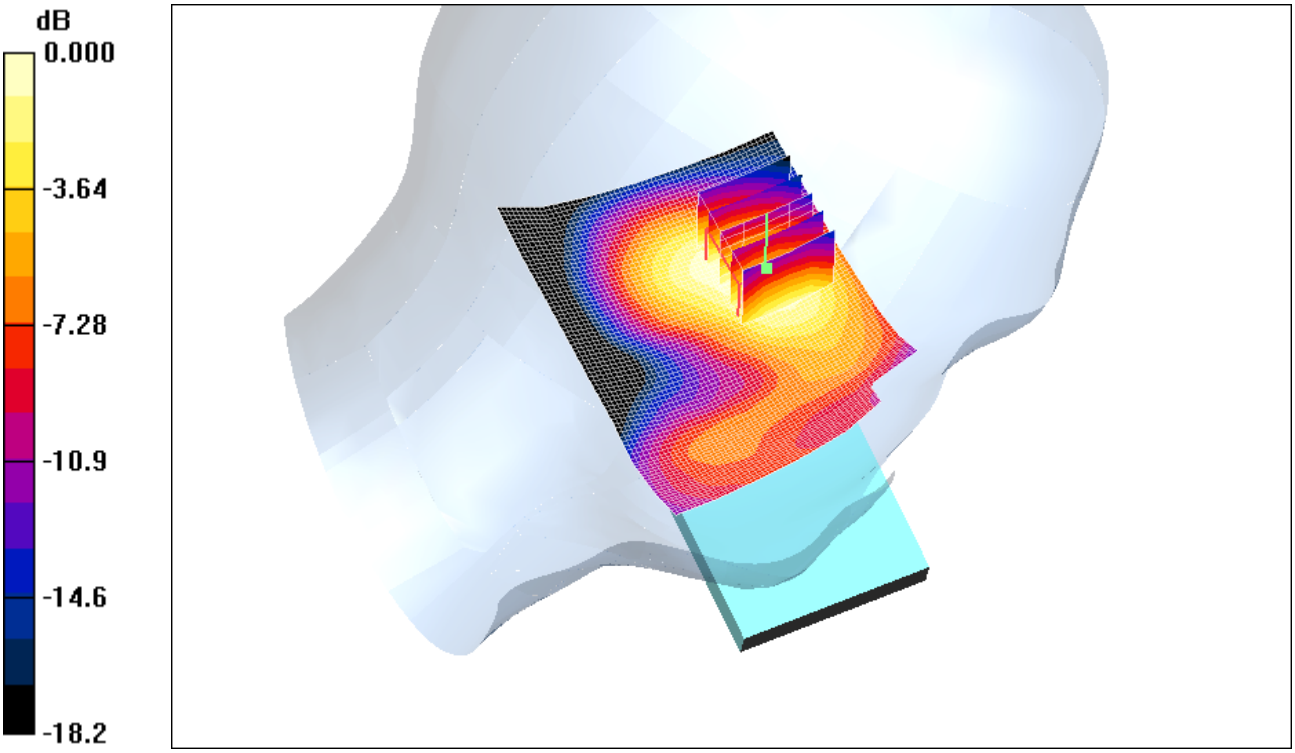


0 dB = 0.389mW/g


This report shall NOT be reproduced except in full without the written consent of RIM Testing Services
Copyright 2005-2011, RIM Testing Services, a division of Research In Motion Limited

Date/Time: 4/6/2011 5:22:48 PM, Date/Time: 4/6/2011 5:27:55 PM

Test Laboratory: RIM Testing Services

## RightHandSide_UMTS_band_II_high_chan_amb_temp_23.5_liq_temp_22.1C

**DUT: BlackBerry Smartphone; Type: Sample ; Serial: 26F8E944**

Communication System: WCDMA FDD II; Frequency: 1907.6 MHz; Communication System PAR: 3.4 dB
Medium parameters used (interpolated): f = 1907.6 MHz; $\sigma$ = 1.379 mho/m; $\varepsilon_r$ = 38.07; $\rho$ = 1000 kg/m$^3$
Phantom section: Right Section
Measurement Standard: DASY5 (IEEE/IEC/ANSI C63.19-2007)

DASY5 Configuration:

- Probe: ES3DV3 - SN3225; ConvF(5.26, 5.26, 5.26); Calibrated: 1/13/2011
  - Modulation Compensation: Not calibrated
- Sensor-Surface: 4mm (Mechanical Surface Detection)
- Electronics: DAE3 Sn473; Calibrated: 1/21/2011
- Phantom: SAM 1; Type: SAM 4.0; Serial: 1076
- Measurement SW: DASY52, Version 52.6 (2); SEMCAD X Version 14.4.4 (2829)

**Configuration/Touch position - Mid/Area Scan (51x81x1):** Measurement grid: dx=15mm, dy=15mm

Info: Interpolated medium parameters used for SAR evaluation.
Maximum value of SAR (interpolated) = 0.786 mW/g

**Configuration/Touch position - Mid/Zoom Scan (5x5x7) (5x5x7)/Cube 0:**
Measurement grid: dx=7.5mm, dy=7.5mm, dz=5mm
Reference Value = 9.514 V/m; Power Drift = -0.13 dB
Peak SAR (extrapolated) = 1.173 W/kg
**SAR(1 g) = 0.745 mW/g; SAR(10 g) = 0.424 mW/g**

This report shall NOT be reproduced except in full without the written consent of RIM Testing Services
Copyright 2005-2011, RIM Testing Services, a division of Research In Motion Limited

Info: Interpolated medium parameters used for SAR evaluation.
Maximum value of SAR (measured) = 0.824 mW/g

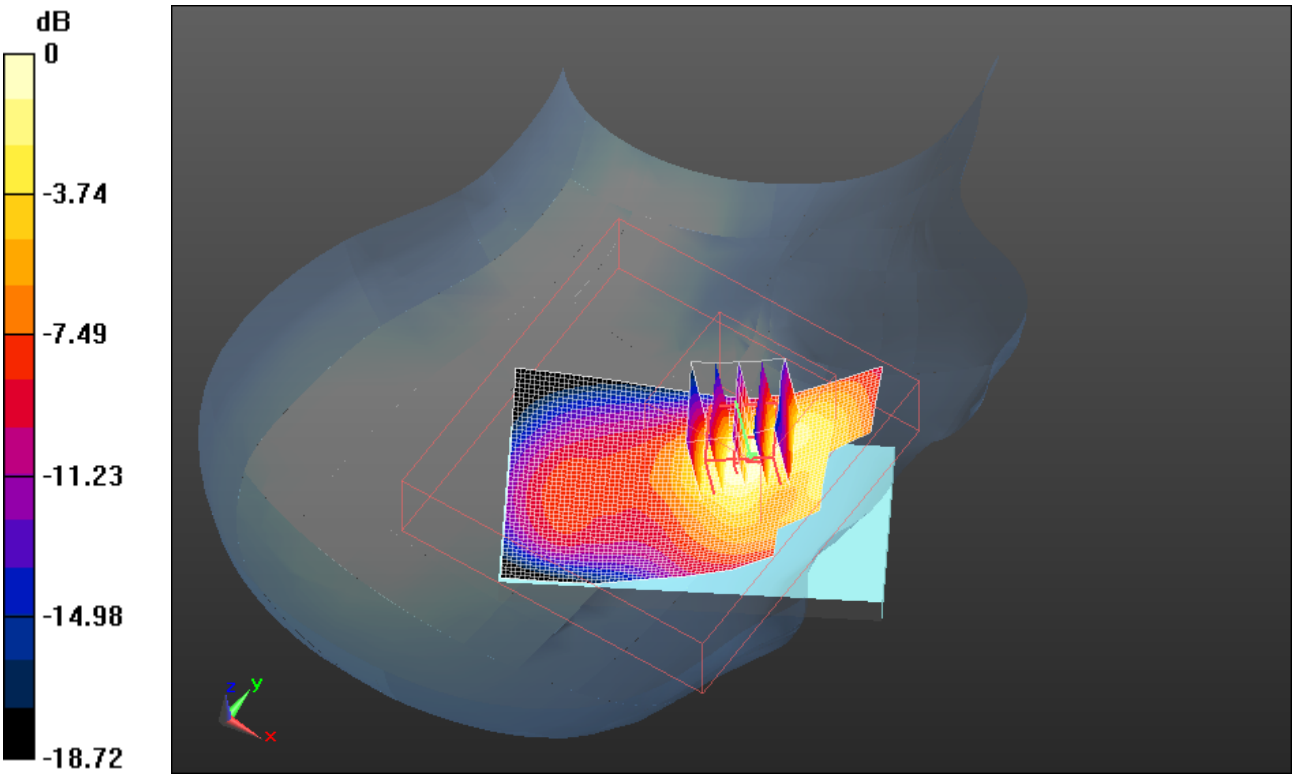


0 dB = 0.820mW/g


This report shall NOT be reproduced except in full without the written consent of RIM Testing Services
Copyright 2005-2011, RIM Testing Services, a division of Research In Motion Limited

Date/Time: 4/6/2011 5:40:06 PM, Date/Time: 4/6/2011 5:45:09 PM

Test Laboratory: RIM Testing Services

## LeftHandSide_UMTS_band_II_high_chan_amb_temp_23.5_liq_temp_22.1C

**DUT: BlackBerry Smartphone; Type: Sample ; Serial: 26F8E944**

Communication System: WCDMA FDD II; Frequency: 1907.6 MHz; Communication System PAR: 3.4 dB
Medium parameters used (interpolated): f = 1907.6 MHz; $\sigma$ = 1.379 mho/m; $\varepsilon_r$ = 38.07; $\rho$ = 1000 kg/m$^3$
Phantom section: Left Section
Measurement Standard: DASY5 (IEEE/IEC/ANSI C63.19-2007)

DASY5 Configuration:

- Probe: ES3DV3 - SN3225; ConvF(5.26, 5.26, 5.26); Calibrated: 1/13/2011
  - Modulation Compensation: Not calibrated
- Sensor-Surface: 4mm (Mechanical Surface Detection)
- Electronics: DAE3 Sn473; Calibrated: 1/21/2011
- Phantom: SAM 1; Type: SAM 4.0; Serial: 1076
- Measurement SW: DASY52, Version 52.6 (2); SEMCAD X Version 14.4.4 (2829)

**Configuration/Touch position - Mid/Area Scan (51x81x1):** Measurement grid: dx=15mm, dy=15mm

Info: Interpolated medium parameters used for SAR evaluation.
Maximum value of SAR (interpolated) = 0.400 mW/g

**Configuration/Touch position - Mid/Zoom Scan (5x5x7) (5x5x7)/Cube 0:**
Measurement grid: dx=7.5mm, dy=7.5mm, dz=5mm
Reference Value = 6.979 V/m; Power Drift = -0.04 dB
Peak SAR (extrapolated) = 0.565 W/kg
**SAR(1 g) = 0.370 mW/g; SAR(10 g) = 0.226 mW/g**

This report shall NOT be reproduced except in full without the written consent of RIM Testing Services
Copyright 2005-2011, RIM Testing Services, a division of Research In Motion Limited

Info: Interpolated medium parameters used for SAR evaluation.
Maximum value of SAR (measured) = 0.385 mW/g

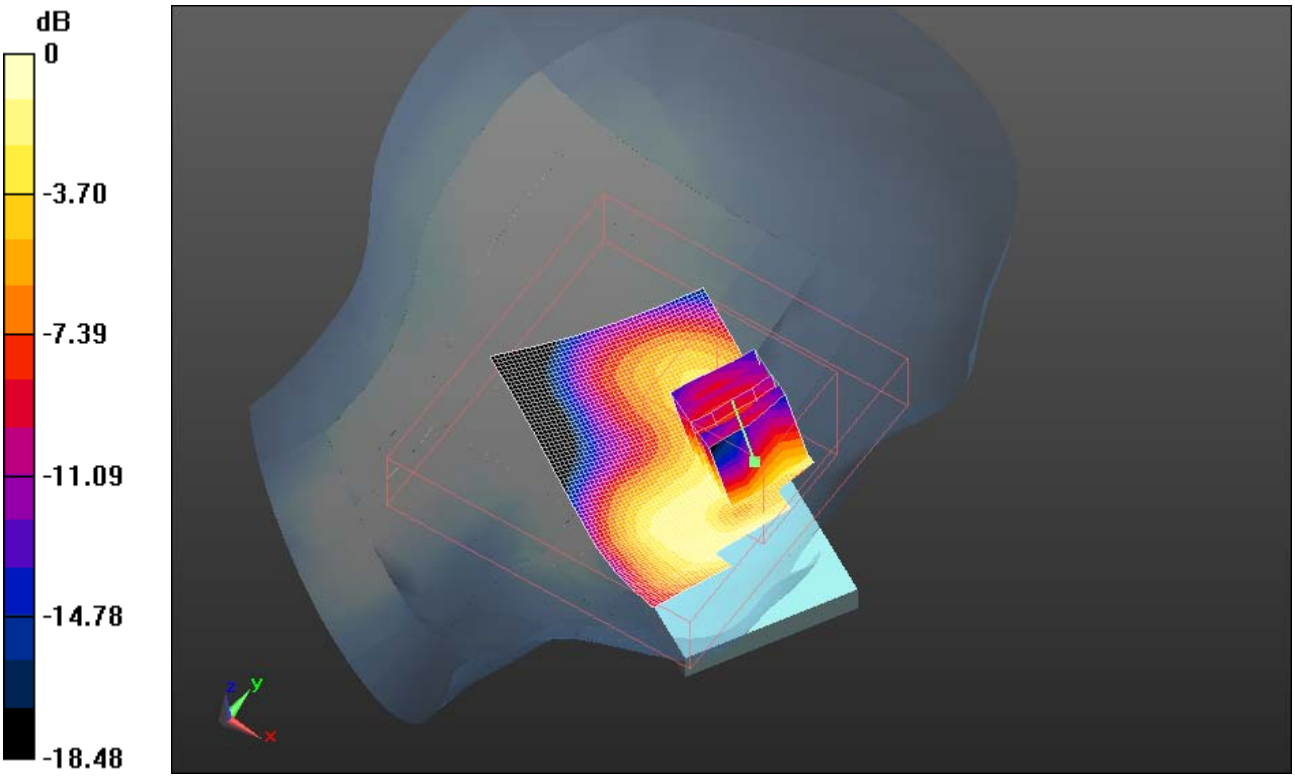


0 dB = 0.390mW/g


This report shall NOT be reproduced except in full without the written consent of RIM Testing Services
Copyright 2005-2011, RIM Testing Services, a division of Research In Motion Limited

## Z axis plot for the worst case head configuration:

This report shall NOT be reproduced except in full without the written consent of RIM Testing Services
Copyright 2005-2011, RIM Testing Services, a division of Research In Motion Limited