APPENDIX B: SAR DISTRIBUTION PLOTS FOR HEAD CONFIGURATION

This report shall NOT be reproduced except in full without the written consent of RIM Testing Services
Copyright 2005-2011, RIM Testing Services, a division of Research In Motion Limited

Date/Time: 3/7/2011 7:35:49 PM, Date/Time: 3/7/2011 7:41:22 PM

Test Laboratory: RIM Testing Services

RightHandSide_EDGE850_4_Slots_mid_chan_amb_temp_23.9_liq_temp_22.1C

DUT: BlackBerry Smartphone; Type: Sample ; Serial: 32D4BD0D

Communication System: EDGE 850 (4 slots); Communication System Band: Exported from older format (data unavailable - please correct).; Frequency: 836.8 MHz;Communication System PAR: 3.18 dB
Medium parameters used (interpolated): f = 836.8 MHz; σ = 0.903 mho/m; ε_r = 40.45; ρ = 1000 kg/m^3
Phantom section: Right Section
Measurement Standard: DASY5 (IEEE/IEC/ANSI C63.19-2007)

DASY5 Configuration:

- Probe: ES3DV3 - SN3225; ConvF(6.47, 6.47, 6.47); Calibrated: 1/13/2011
  - Modulation Compensation: Not calibrated
- Sensor-Surface: 4mm (Mechanical Surface Detection)
- Electronics: DAE4 Sn881; Calibrated: 4/19/2010
- Phantom: SAM 1; Type: SAM 4.0; Serial: 1076
- Measurement SW: DASY52, Version 52.6 (2); SEMCAD X Version 14.4.4 (2829)

Configuration/Touch position - Mid/Area Scan (51x81x1): Measurement grid: dx=15mm, dy=15mm

Info: Interpolated medium parameters used for SAR evaluation.
Maximum value of SAR (interpolated) = 0.315 mW/g

Configuration/Touch position - Mid/Zoom Scan (5x5x7) (5x5x7)/Cube 0:
Measurement grid: dx=7.5mm, dy=7.5mm, dz=5mm
Reference Value = 7.077 V/m; Power Drift = 0.17 dB
Peak SAR (extrapolated) = 0.354 W/kg
SAR(1 g) = 0.296 mW/g; SAR(10 g) = 0.230 mW/g

This report shall NOT be reproduced except in full without the written consent of RIM Testing Services
Copyright 2005-2011, RIM Testing Services, a division of Research In Motion Limited

Info: Interpolated medium parameters used for SAR evaluation.
Maximum value of SAR (measured) = 0.311 mW/g

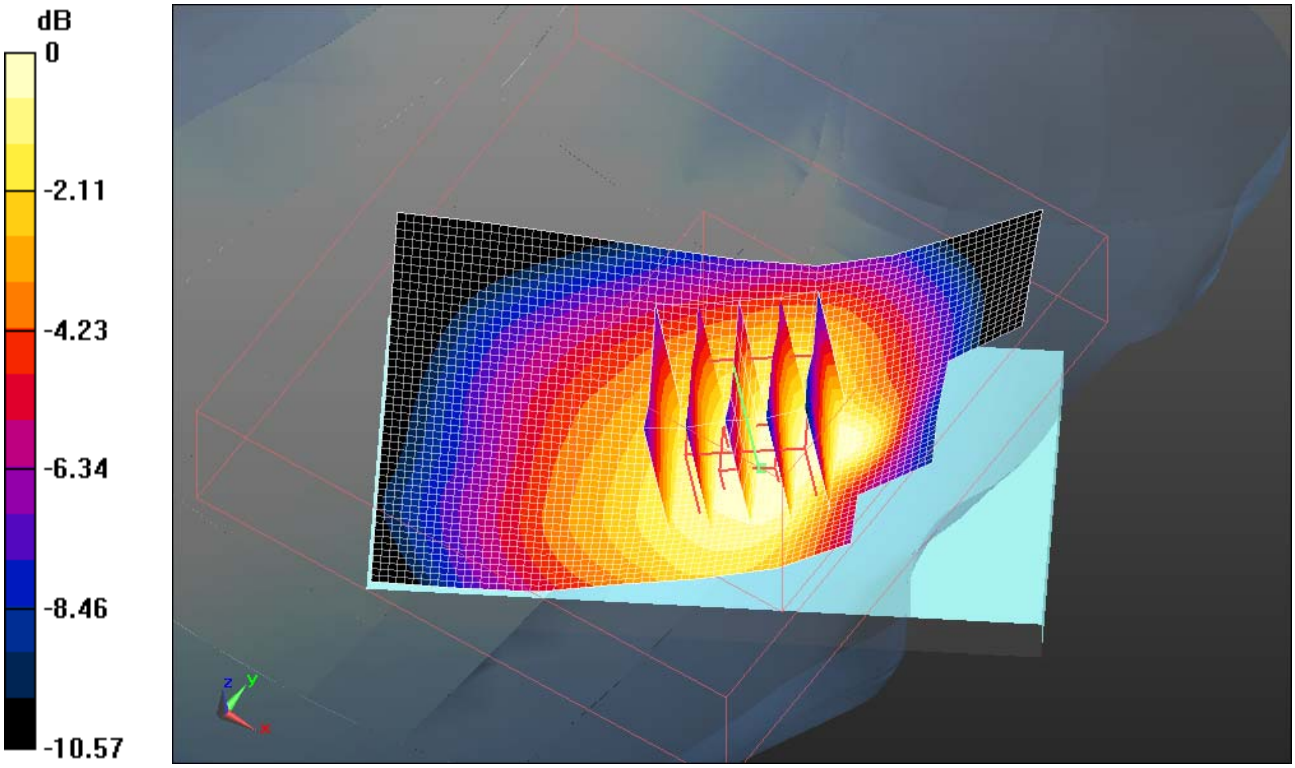

0 dB = 0.310mW/g

This report shall NOT be reproduced except in full without the written consent of RIM Testing Services
Copyright 2005-2011, RIM Testing Services, a division of Research In Motion Limited

Date/Time: 3/7/2011 6:50:11 PM, Date/Time: 3/7/2011 7:01:54 PM

Test Laboratory: RIM Testing Services

RightHandSide_EDGE850_3_Slots_mid_chan_amb_temp_24.0_liq_temp_22.2C

DUT: BlackBerry Smartphone; Type: Sample ; Serial: 32D4BD0D

Communication System: EDGE 850 (3 slots); Communication System Band: Exported from older format (data unavailable - please correct).; Frequency: 836.8 MHz;Communication System PAR: 3.18 dB
Medium parameters used (interpolated): f = 836.8 MHz; σ = 0.903 mho/m; ε_r = 40.45; ρ = 1000 kg/m^3
Phantom section: Right Section
Measurement Standard: DASY5 (IEEE/IEC/ANSI C63.19-2007)

DASY5 Configuration:

- Probe: ES3DV3 - SN3225; ConvF(6.47, 6.47, 6.47); Calibrated: 1/13/2011
  - Modulation Compensation: Not calibrated
- Sensor-Surface: 4mm (Mechanical Surface Detection)
- Electronics: DAE4 Sn881; Calibrated: 4/19/2010
- Phantom: SAM 1; Type: SAM 4.0; Serial: 1076
- Measurement SW: DASY52, Version 52.6 (2); SEMCAD X Version 14.4.4 (2829)

Configuration/Touch position - Mid/Area Scan (51x81x1): Measurement grid: dx=15mm, dy=15mm

Info: Interpolated medium parameters used for SAR evaluation.
Maximum value of SAR (interpolated) = 0.397 mW/g

Configuration/Touch position - Mid/Zoom Scan (5x5x7) (5x5x7)/Cube 0:
Measurement grid: dx=7.5mm, dy=7.5mm, dz=5mm
Reference Value = 8.296 V/m; Power Drift = 0.17 dB
Peak SAR (extrapolated) = 0.473 W/kg
SAR(1 g) = 0.392 mW/g; SAR(10 g) = 0.302 mW/g

This report shall NOT be reproduced except in full without the written consent of RIM Testing Services
Copyright 2005-2011, RIM Testing Services, a division of Research In Motion Limited

Info: Interpolated medium parameters used for SAR evaluation.
Maximum value of SAR (measured) = 0.410 mW/g

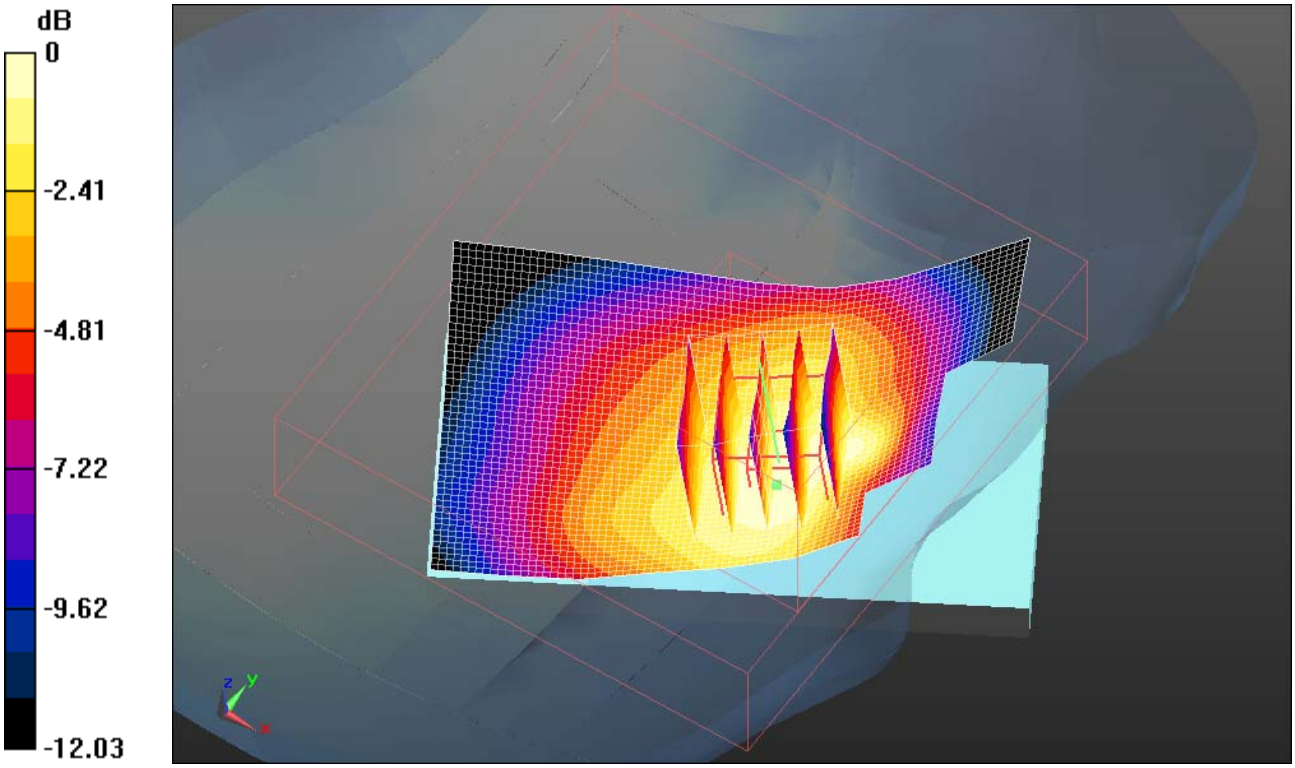

0 dB = 0.410mW/g

This report shall NOT be reproduced except in full without the written consent of RIM Testing Services
Copyright 2005-2011, RIM Testing Services, a division of Research In Motion Limited

Date/Time: 3/7/2011 6:08:07 PM, Date/Time: 3/7/2011 6:13:35 PM

Test Laboratory: RIM Testing Services

RightHandSide_EDGE850_mid_chan_amb_temp_24.1_liq_temp_22.3C

DUT: BlackBerry Smartphone; Type: Sample ; Serial: 32D4BD0D

Communication System: EDGE 850 (2slots); Communication System Band: Exported from older format (data unavailable - please correct).; Frequency: 836.8 MHz;Communication System PAR: 3.18 dB
Medium parameters used (interpolated): f = 836.8 MHz; σ = 0.903 mho/m; ε_r = 40.45; ρ = 1000 kg/m^3
Phantom section: Right Section
Measurement Standard: DASY5 (IEEE/IEC/ANSI C63.19-2007)

DASY5 Configuration:

- Probe: ES3DV3 - SN3225; ConvF(6.47, 6.47, 6.47); Calibrated: 1/13/2011
  - Modulation Compensation: Not calibrated
- Sensor-Surface: 4mm (Mechanical Surface Detection)
- Electronics: DAE4 Sn881; Calibrated: 4/19/2010
- Phantom: SAM 1; Type: SAM 4.0; Serial: 1076
- Measurement SW: DASY52, Version 52.6 (2); SEMCAD X Version 14.4.4 (2829)

Configuration/Touch position - Mid/Area Scan (51x81x1): Measurement grid: dx=15mm, dy=15mm

Info: Interpolated medium parameters used for SAR evaluation.
Maximum value of SAR (interpolated) = 0.307 mW/g

Configuration/Touch position - Mid/Zoom Scan (5x5x7) (6x6x7)/Cube 0:
Measurement grid: dx=7.5mm, dy=7.5mm, dz=5mm
Reference Value = 7.560 V/m; Power Drift = 0.14 dB
Peak SAR (extrapolated) = 0.362 W/kg
SAR(1 g) = 0.305 mW/g; SAR(10 g) = 0.236 mW/g

Info: Interpolated medium parameters used for SAR evaluation.
Maximum value of SAR (measured) = 0.312 mW/g

This report shall NOT be reproduced except in full without the written consent of RIM Testing Services
Copyright 2005-2011, RIM Testing Services, a division of Research In Motion Limited

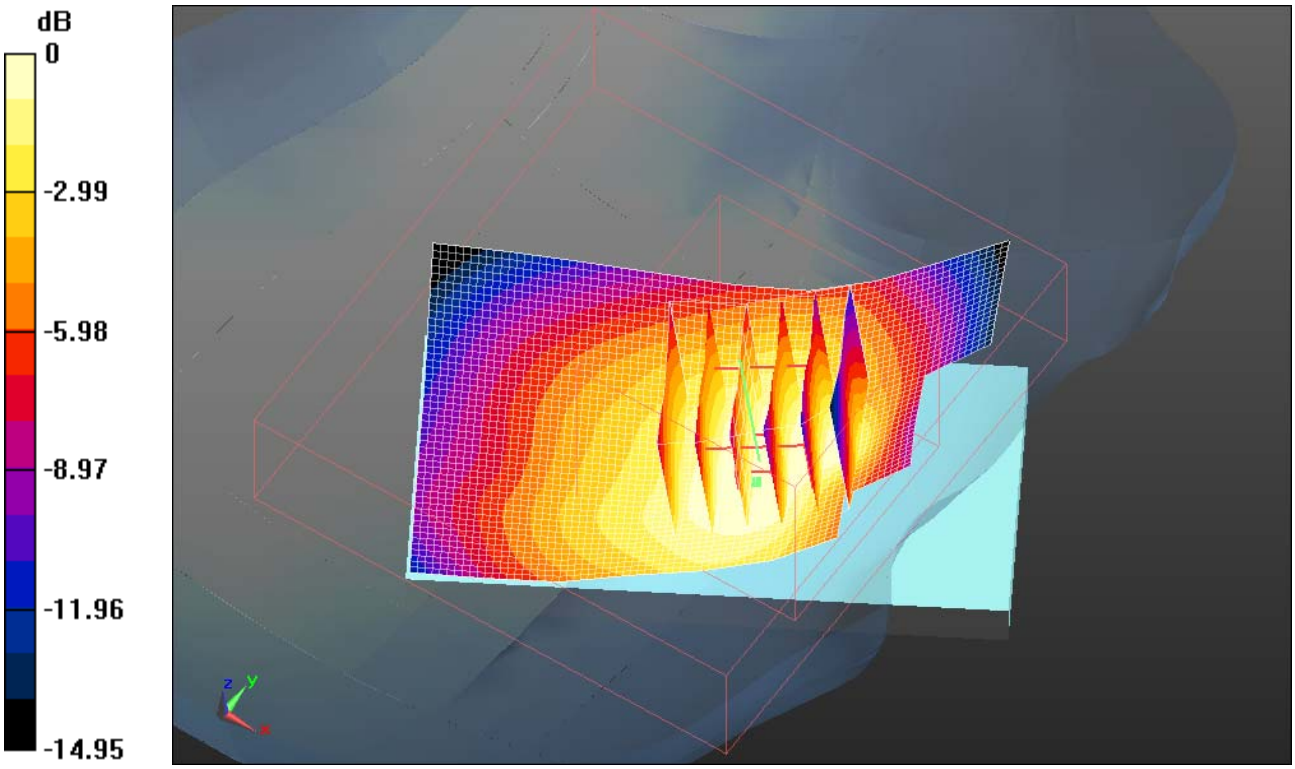

0 dB = 0.310mW/g

This report shall NOT be reproduced except in full without the written consent of RIM Testing Services
Copyright 2005-2011, RIM Testing Services, a division of Research In Motion Limited

Date/Time: 3/7/2011 8:09:07 PM, Date/Time: 3/7/2011 8:23:47 PM

Test Laboratory: RIM Testing Services

RightHandSide_Tilt_EDGE850_3_Slots_mid_chan_amb_temp_23.8_liq_temp_22.1C

DUT: BlackBerry Smartphone; Type: Sample ; Serial: 32D4BD0D

Communication System: EDGE 850 (3 slots); Communication System Band: Exported from older format (data unavailable - please correct).; Frequency: 836.8 MHz;Communication System PAR: 3.18 dB
Medium parameters used (interpolated): f = 836.8 MHz; σ = 0.903 mho/m; ε_r = 40.45; ρ = 1000 kg/m^3
Phantom section: Right Section
Measurement Standard: DASY5 (IEEE/IEC/ANSI C63.19-2007)

DASY5 Configuration:

- Probe: ES3DV3 - SN3225; ConvF(6.47, 6.47, 6.47); Calibrated: 1/13/2011
  - Modulation Compensation: Not calibrated
- Sensor-Surface: 4mm (Mechanical Surface Detection)
- Electronics: DAE4 Sn881; Calibrated: 4/19/2010
- Phantom: SAM 1; Type: SAM 4.0; Serial: 1076
- Measurement SW: DASY52, Version 52.6 (2); SEMCAD X Version 14.4.4 (2829)

Configuration/Touch position -/Area Scan (51x81x1): Measurement grid: dx=15mm, dy=15mm

Info: Interpolated medium parameters used for SAR evaluation.
Maximum value of SAR (interpolated) = 0.322 mW/g

Configuration/Touch position -/Zoom Scan (5x5x7) (5x5x7)/Cube 0:
Measurement grid: dx=7.5mm, dy=7.5mm, dz=5mm
Reference Value = 13.690 V/m; Power Drift = 0.28 dB
Peak SAR (extrapolated) = 0.368 W/kg
SAR(1 g) = 0.299 mW/g; SAR(10 g) = 0.231 mW/g

This report shall NOT be reproduced except in full without the written consent of RIM Testing Services
Copyright 2005-2011, RIM Testing Services, a division of Research In Motion Limited

Info: Interpolated medium parameters used for SAR evaluation.
Maximum value of SAR (measured) = 0.314 mW/g

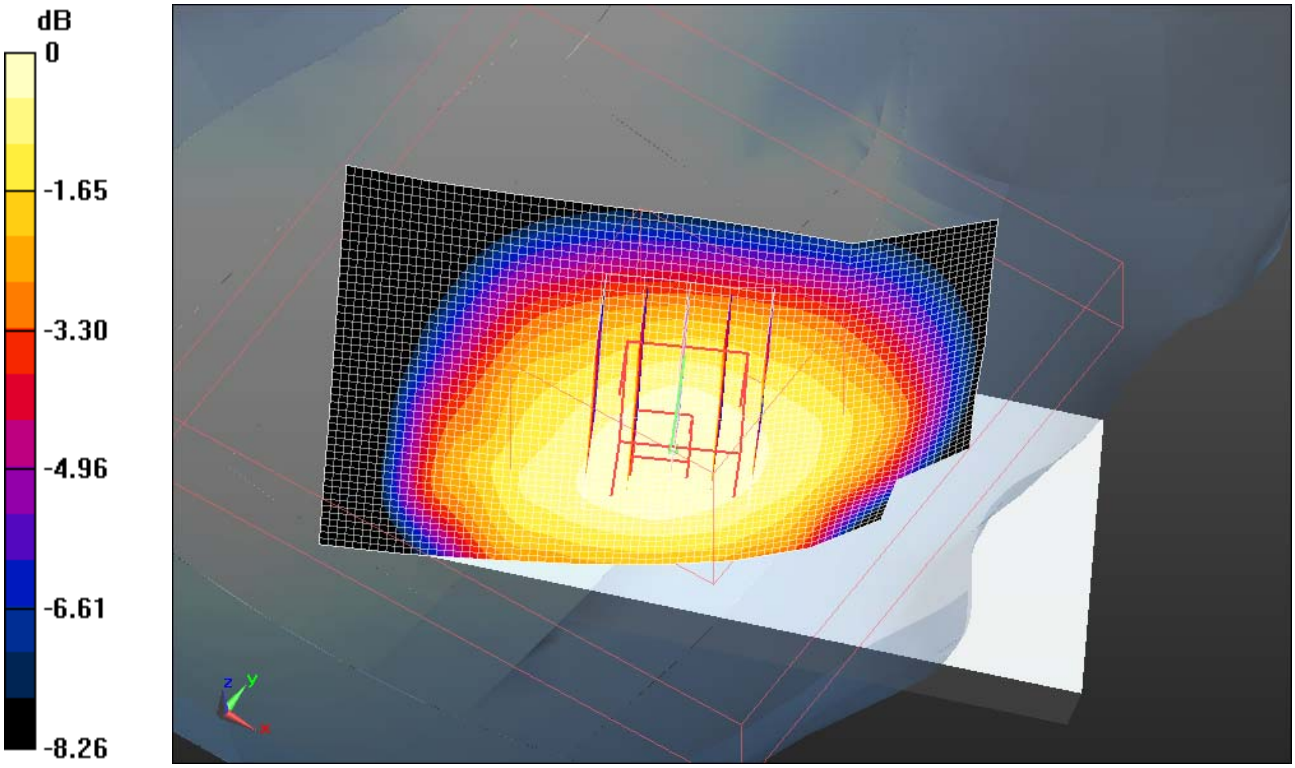

0 dB = 0.310mW/g

This report shall NOT be reproduced except in full without the written consent of RIM Testing Services
Copyright 2005-2011, RIM Testing Services, a division of Research In Motion Limited

Date/Time: 3/7/2011 7:50:32 PM, Date/Time: 3/7/2011 7:55:38 PM

Test Laboratory: RIM Testing Services

RightHandSide_GSM850_mid_chan_amb_temp_24.0_liq_temp_22.2C

DUT: BlackBerry Smartphone; Type: Sample ; Serial: 32D4BD0D

Communication System: Generic GSM; Communication System Band: GSM 850 (824.0 - 849.0 MHz); Frequency: 836.6 MHz;Communication System PAR: 9.191 dB
Medium parameters used (interpolated): f = 836.6 MHz; σ = 0.902 mho/m; ε_r = 40.455; ρ = 1000 kg/m^3
Phantom section: Right Section
Measurement Standard: DASY5 (IEEE/IEC/ANSI C63.19-2007)

DASY5 Configuration:

- Probe: ES3DV3 - SN3225; ConvF(6.47, 6.47, 6.47); Calibrated: 1/13/2011
  - Modulation Compensation: Not calibrated
- Sensor-Surface: 4mm (Mechanical Surface Detection)
- Electronics: DAE4 Sn881; Calibrated: 4/19/2010
- Phantom: SAM 1; Type: SAM 4.0; Serial: 1076
- Measurement SW: DASY52, Version 52.6 (2); SEMCAD X Version 14.4.4 (2829)

Configuration/Touch position - Mid/Area Scan (51x81x1): Measurement grid: dx=15mm, dy=15mm

Info: Interpolated medium parameters used for SAR evaluation.
Maximum value of SAR (interpolated) = 0.368 mW/g

Configuration/Touch position - Mid/Zoom Scan (5x5x7) (5x5x7)/Cube 0:
Measurement grid: dx=7.5mm, dy=7.5mm, dz=5mm
Reference Value = 7.533 V/m; Power Drift = 0.32 dB
Peak SAR (extrapolated) = 0.404 W/kg
SAR(1 g) = 0.340 mW/g; SAR(10 g) = 0.263 mW/g

Info: Interpolated medium parameters used for SAR evaluation.
Maximum value of SAR (measured) = 0.354 mW/g

This report shall NOT be reproduced except in full without the written consent of RIM Testing Services
Copyright 2005-2011, RIM Testing Services, a division of Research In Motion Limited

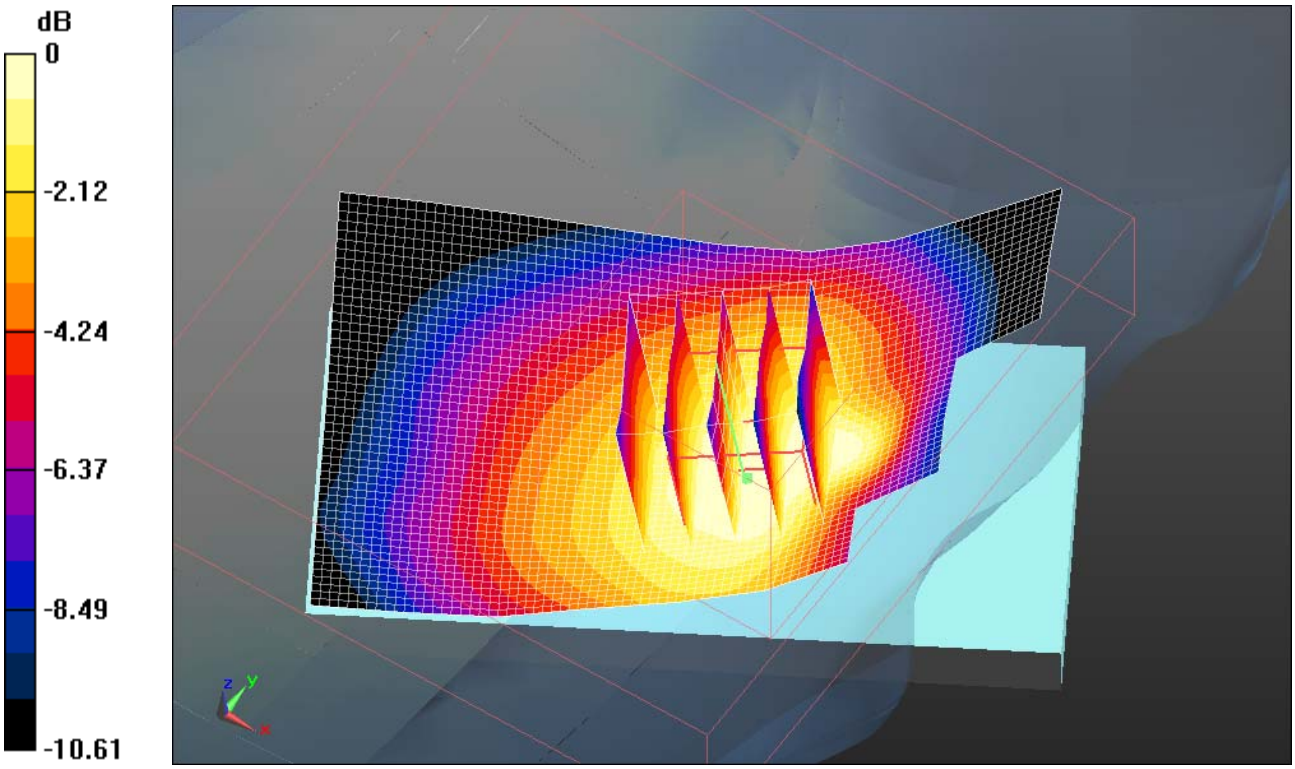

0 dB = 0.350mW/g

This report shall NOT be reproduced except in full without the written consent of RIM Testing Services
Copyright 2005-2011, RIM Testing Services, a division of Research In Motion Limited

Date/Time: 3/7/2011 8:40:19 PM, Date/Time: 3/7/2011 9:00:33 PM

Test Laboratory: RIM Testing Services

LeftHandSide_EDGE850_3Slots_mid_chan_amb_temp_23.8_liq_temp_22.1C

DUT: BlackBerry Smartphone; Type: Sample ; Serial: 32D4BD0D

Communication System: EDGE 850 (3 slots); Communication System Band: Exported from older format (data unavailable - please correct).; Frequency: 836.8 MHz;Communication System PAR: 3.18 dB
Medium parameters used (interpolated): f = 836.8 MHz; σ = 0.903 mho/m; ε_r = 40.45; ρ = 1000 kg/m^3
Phantom section: Left Section
Measurement Standard: DASY5 (IEEE/IEC/ANSI C63.19-2007)

DASY5 Configuration:

- Probe: ES3DV3 - SN3225; ConvF(6.47, 6.47, 6.47); Calibrated: 1/13/2011
  - Modulation Compensation: Not calibrated
- Sensor-Surface: 4mm (Mechanical Surface Detection)
- Electronics: DAE4 Sn881; Calibrated: 4/19/2010
- Phantom: SAM 1; Type: SAM 4.0; Serial: 1076
- Measurement SW: DASY52, Version 52.6 (2); SEMCAD X Version 14.4.4 (2829)

Configuration/Touch position -/Area Scan (61x81x1): Measurement grid: dx=15mm, dy=15mm

Info: Interpolated medium parameters used for SAR evaluation.
Maximum value of SAR (interpolated) = 0.476 mW/g

Configuration/Touch position -/Zoom Scan (5x5x7) (5x6x7)/Cube 0:
Measurement grid: dx=7.5mm, dy=7.5mm, dz=5mm
Reference Value = 7.747 V/m; Power Drift = -0.17 dB
Peak SAR (extrapolated) = 0.582 W/kg
SAR(1 g) = 0.412 mW/g; SAR(10 g) = 0.313 mW/g

This report shall NOT be reproduced except in full without the written consent of RIM Testing Services
Copyright 2005-2011, RIM Testing Services, a division of Research In Motion Limited

Info: Interpolated medium parameters used for SAR evaluation.
Maximum value of SAR (measured) = 0.428 mW/g



0 dB = 0.430mW/g

This report shall NOT be reproduced except in full without the written consent of RIM Testing Services
Copyright 2005-2011, RIM Testing Services, a division of Research In Motion Limited

Date/Time: 3/7/2011 9:11:39 PM, Date/Time: 3/7/2011 9:17:55 PM

Test Laboratory: RIM Testing Services

LeftHandSide_Tilt_EDGE850_3_Slots_mid_chan_amb_temp_23.6_liq_temp_22.0C

DUT: BlackBerry Smartphone; Type: Sample ; Serial: 32D4BD0D

Communication System: EDGE 850 (3 slots); Communication System Band: Exported from older format (data unavailable - please correct).; Frequency: 836.8 MHz;Communication System PAR: 3.18 dB
Medium parameters used (interpolated): f = 836.8 MHz; σ = 0.903 mho/m; ε_r = 40.45; ρ = 1000 kg/m^3
Phantom section: Left Section
Measurement Standard: DASY5 (IEEE/IEC/ANSI C63.19-2007)

DASY5 Configuration:

- Probe: ES3DV3 - SN3225; ConvF(6.47, 6.47, 6.47); Calibrated: 1/13/2011
  - Modulation Compensation: Not calibrated
- Sensor-Surface: 4mm (Mechanical Surface Detection)
- Electronics: DAE4 Sn881; Calibrated: 4/19/2010
- Phantom: SAM 1; Type: SAM 4.0; Serial: 1076
- Measurement SW: DASY52, Version 52.6 (2); SEMCAD X Version 14.4.4 (2829)

Configuration/Touch position -/Area Scan (61x81x1): Measurement grid: dx=15mm, dy=15mm

Info: Interpolated medium parameters used for SAR evaluation.
Maximum value of SAR (interpolated) = 0.299 mW/g

Configuration/Touch position -/Zoom Scan (5x5x7) (5x5x7)/Cube 0:
Measurement grid: dx=7.5mm, dy=7.5mm, dz=5mm
Reference Value = 13.973 V/m; Power Drift = -0.14 dB
Peak SAR (extrapolated) = 0.348 W/kg
SAR(1 g) = 0.280 mW/g; SAR(10 g) = 0.216 mW/g

This report shall NOT be reproduced except in full without the written consent of RIM Testing Services
Copyright 2005-2011, RIM Testing Services, a division of Research In Motion Limited

Info: Interpolated medium parameters used for SAR evaluation.
Maximum value of SAR (measured) = 0.299 mW/g

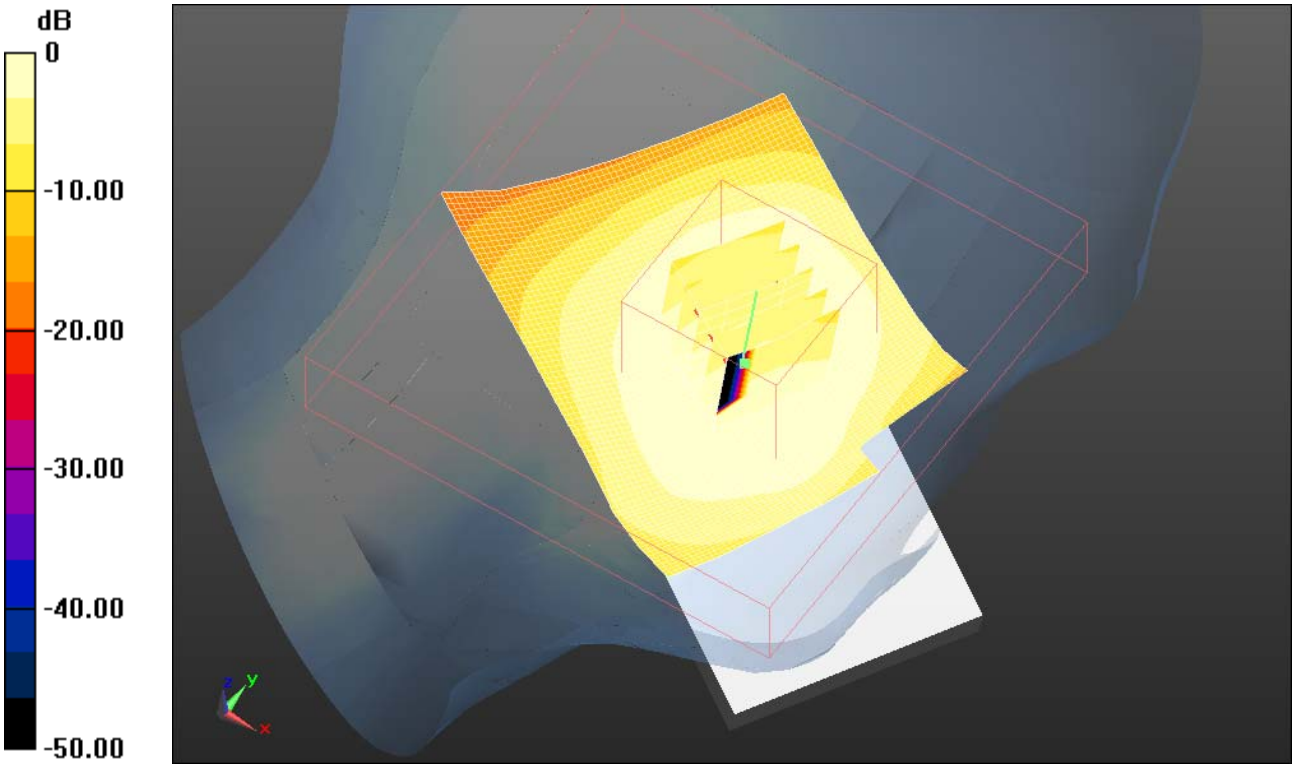

0 dB = 0.300mW/g

This report shall NOT be reproduced except in full without the written consent of RIM Testing Services
Copyright 2005-2011, RIM Testing Services, a division of Research In Motion Limited

Date/Time: 4/20/2011 5:16:20 PM, Date/Time: 4/20/2011 5:21:58 PM

Test Laboratory: RIM Testing Services

RightHandSide_EDGE850_3_Slots_mid_chan_amb_temp_23.5_liq_temp_22.3C

DUT: BlackBerry Smartphone; Type: Sample ; Serial: 32E46EDD

Communication System: EDGE 850 (3 slots); Communication System Band: Exported from older format (data unavailable - please correct).; Frequency: 836.8 MHz;Communication System PAR: 4.472 dB
Medium parameters used (interpolated): f = 836.8 MHz; σ = 0.876 mho/m; ε_r = 40.05; ρ = 1000 kg/m^3
Phantom section: Right Section
Measurement Standard: DASY5 (IEEE/IEC/ANSI C63.19-2007)

DASY5 Configuration:

- Probe: ES3DV3 - SN3225; ConvF(6.47, 6.47, 6.47); Calibrated: 1/13/2011
  - Modulation Compensation: Not calibrated
- Sensor-Surface: 4mm (Mechanical Surface Detection)
- Electronics: DAE3 Sn473; Calibrated: 1/21/2011
- Phantom: SAM 1; Type: SAM 4.0; Serial: 1076
- Measurement SW: DASY52, Version 52.6 (2); SEMCAD X Version 14.4.4 (2829)

Configuration/Touch position -/Area Scan (51x81x1): Measurement grid: dx=15mm, dy=15mm

Info: Interpolated medium parameters used for SAR evaluation.
Maximum value of SAR (interpolated) = 0.420 mW/g

Configuration/Touch position -/Zoom Scan (5x5x7) (6x6x7)/Cube 0:
Measurement grid: dx=7.5mm, dy=7.5mm, dz=5mm
Reference Value = 9.362 V/m; Power Drift = 0.75 dB
Peak SAR (extrapolated) = 0.839 W/kg
SAR(1 g) = 0.507 mW/g; SAR(10 g) = 0.317 mW/g

This report shall NOT be reproduced except in full without the written consent of RIM Testing Services
Copyright 2005-2011, RIM Testing Services, a division of Research In Motion Limited

Info: Interpolated medium parameters used for SAR evaluation.
Maximum value of SAR (measured) = 0.418 mW/g

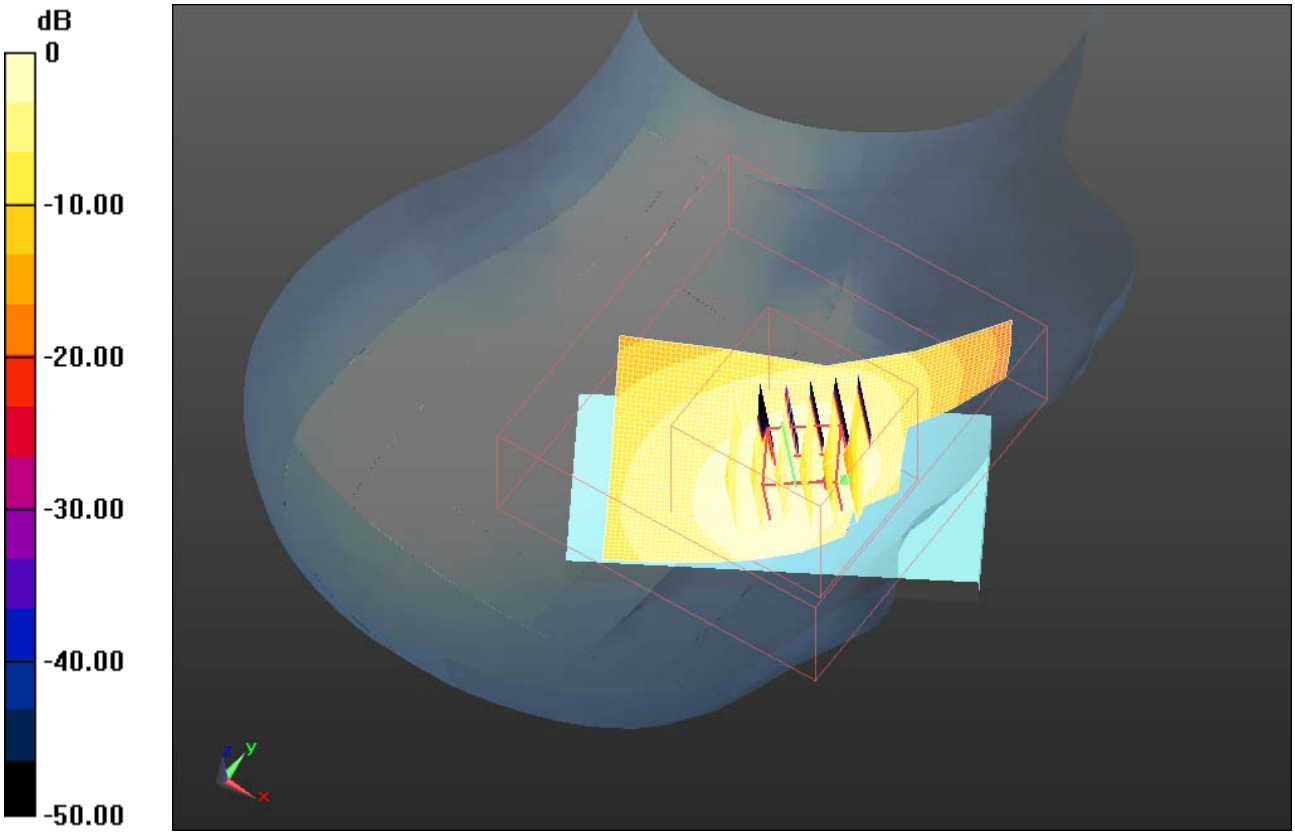

0 dB = 0.420mW/g

This report shall NOT be reproduced except in full without the written consent of RIM Testing Services
Copyright 2005-2011, RIM Testing Services, a division of Research In Motion Limited

Date/Time: 4/20/2011 6:02:14 PM, Date/Time: 4/20/2011 6:08:01 PM

Test Laboratory: RIM Testing Services

LeftHandSide_EDGE850_3_Slots_mid_chan_amb_temp_23.6_liq_temp_22.2C

DUT: BlackBerry Smartphone; Type: Sample ; Serial: 32E46EDD

Communication System: EDGE 850 (3 slots); Communication System Band: Exported from older format (data unavailable - please correct).; Frequency: 836.8 MHz;Communication System PAR: 4.472 dB
Medium parameters used (interpolated): f = 836.8 MHz; σ = 0.876 mho/m; ε_r = 40.05; ρ = 1000 kg/m^3
Phantom section: Left Section
Measurement Standard: DASY5 (IEEE/IEC/ANSI C63.19-2007)

DASY5 Configuration:

- Probe: ES3DV3 - SN3225; ConvF(6.47, 6.47, 6.47); Calibrated: 1/13/2011
  - Modulation Compensation: Not calibrated
- Sensor-Surface: 4mm (Mechanical Surface Detection)
- Electronics: DAE3 Sn473; Calibrated: 1/21/2011
- Phantom: SAM 1; Type: SAM 4.0; Serial: 1076
- Measurement SW: DASY52, Version 52.6 (2); SEMCAD X Version 14.4.4 (2829)

Configuration/Touch position -/Area Scan (61x81x1): Measurement grid: dx=15mm, dy=15mm

Info: Interpolated medium parameters used for SAR evaluation.
Maximum value of SAR (interpolated) = 0.385 mW/g

Configuration/Touch position -/Zoom Scan (5x5x7) (6x7x7)/Cube 0:
Measurement grid: dx=7.5mm, dy=7.5mm, dz=5mm
Reference Value = 8.806 V/m; Power Drift = 0.57 dB
Peak SAR (extrapolated) = 0.664 W/kg
SAR(1 g) = 0.391 mW/g; SAR(10 g) = 0.298 mW/g

This report shall NOT be reproduced except in full without the written consent of RIM Testing Services
Copyright 2005-2011, RIM Testing Services, a division of Research In Motion Limited

Info: Interpolated medium parameters used for SAR evaluation.
Maximum value of SAR (measured) = 0.411 mW/g

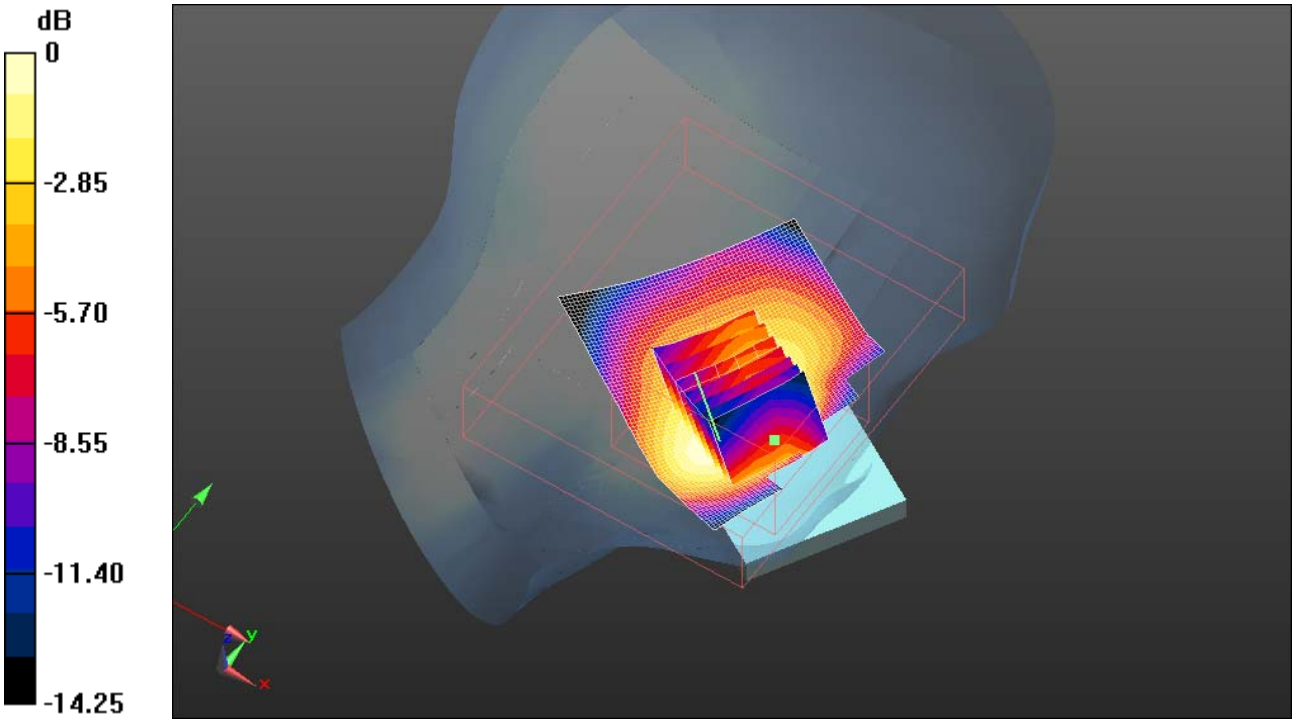

0 dB = 0.410mW/g

This report shall NOT be reproduced except in full without the written consent of RIM Testing Services
Copyright 2005-2011, RIM Testing Services, a division of Research In Motion Limited

Date/Time: 2/7/2011 7:43:03 PM

Test Laboratory: RIM Testing Services

RightHandSide_CDMA800_mid_chan_amb_temp_23.5_liq_temp_22.2C

DUT: BlackBerry Smartphone; Type: Sample ; Serial: 32D4BD0D

Communication System: CDMA 800; Frequency: 836.52 MHz;Duty Cycle: 1:1
Medium parameters used (interpolated): f = 836.52 MHz; σ = 0.904 mho/m; ε_r = 42.1; ρ = 1000 kg/m^3
Phantom section: Right Section

DASY4 Configuration:

- Probe: ET3DV6 - SN1643; ConvF(6.01, 6.01, 6.01); Calibrated: 3/9/2010
- Sensor-Surface: 4mm (Mechanical Surface Detection)
- Electronics: DAE3 Sn472; Calibrated: 5/17/2010
- Phantom: SAM 1; Type: SAM 4.0; Serial: 1076
- Measurement SW: DASY4, V4.7 Build 80; Postprocessing SW: SEMCAD, V1.8 Build 186

Touch position - Mid/Area Scan (51x81x1): Measurement grid: dx=15mm, dy=15mm

Info: Interpolated medium parameters used for SAR evaluation.
Maximum value of SAR (interpolated) = 0.601 mW/g

Touch position - Mid/Zoom Scan (5x5x7) (5x5x7)/Cube 0: Measurement grid: dx=7.5mm, dy=7.5mm, dz=5mm
Reference Value = 9.45 V/m; Power Drift = -0.245 dB
Peak SAR (extrapolated) = 0.610 W/kg
SAR(1 g) = 0.537 mW/g; SAR(10 g) = 0.400 mW/g

Info: Interpolated medium parameters used for SAR evaluation.
Maximum value of SAR (measured) = 0.573 mW/g

This report shall NOT be reproduced except in full without the written consent of RIM Testing Services
Copyright 2005-2011, RIM Testing Services, a division of Research In Motion Limited

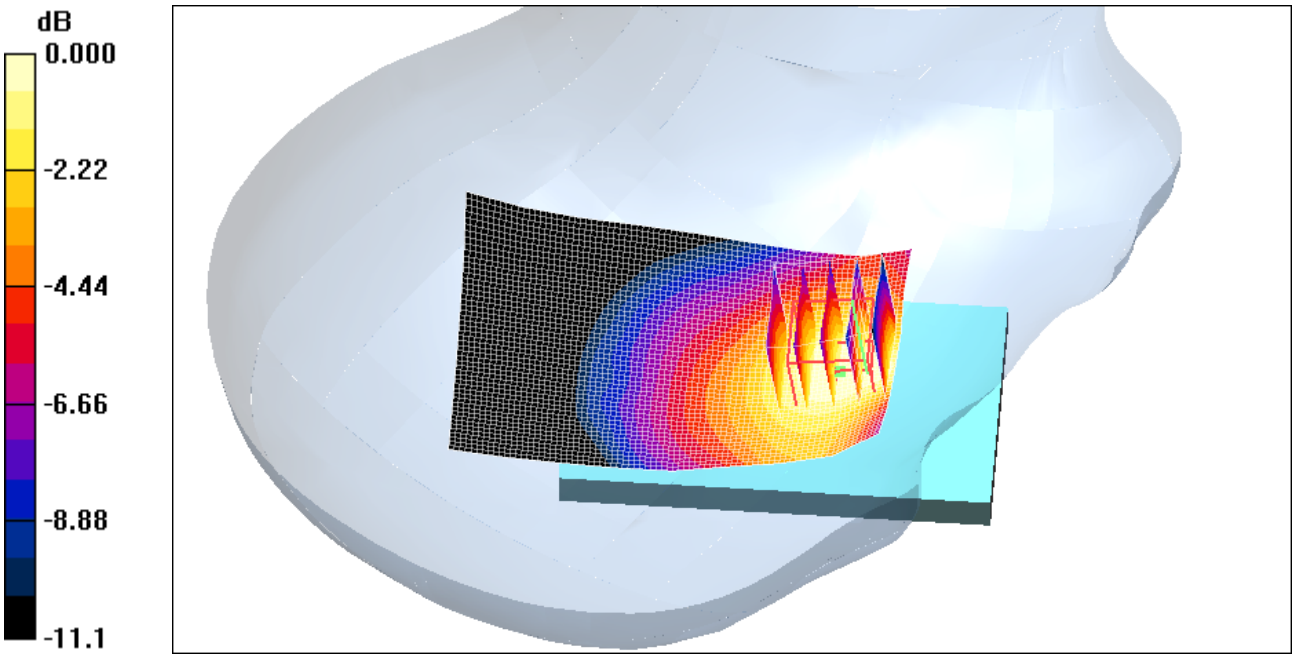

0 dB = 0.573mW/g

This report shall NOT be reproduced except in full without the written consent of RIM Testing Services
Copyright 2005-2011, RIM Testing Services, a division of Research In Motion Limited

Date/Time: 2/7/2011 7:58:41 PM

Test Laboratory: RIM Testing Services

RightHandSide_Tilt_CDMA800_mid_chan_amb_temp_23.5_liq_temp_22.2C

DUT: BlackBerry Smartphone; Type: Sample ; Serial: 32D4BD0D

Communication System: CDMA 800; Frequency: 836.52 MHz;Duty Cycle: 1:1
Medium parameters used (interpolated): f = 836.52 MHz; σ = 0.904 mho/m; ε_r = 42.1; ρ = 1000 kg/m^3
Phantom section: Right Section

DASY4 Configuration:

- Probe: ET3DV6 - SN1643; ConvF(6.01, 6.01, 6.01); Calibrated: 3/9/2010
- Sensor-Surface: 4mm (Mechanical Surface Detection)
- Electronics: DAE3 Sn472; Calibrated: 5/17/2010
- Phantom: SAM 1; Type: SAM 4.0; Serial: 1076
- Measurement SW: DASY4, V4.7 Build 80; Postprocessing SW: SEMCAD, V1.8 Build 186

Touch position - Mid/Area Scan (51x81x1): Measurement grid: dx=15mm, dy=15mm

Info: Interpolated medium parameters used for SAR evaluation.
Maximum value of SAR (interpolated) = 0.363 mW/g

Touch position - Mid/Zoom Scan (5x5x7) (5x5x7)/Cube 0: Measurement grid: dx=7.5mm, dy=7.5mm, dz=5mm
Reference Value = 15.9 V/m; Power Drift = 0.046 dB
Peak SAR (extrapolated) = 0.415 W/kg
SAR(1 g) = 0.350 mW/g; SAR(10 g) = 0.276 mW/g

Info: Interpolated medium parameters used for SAR evaluation.
Maximum value of SAR (measured) = 0.368 mW/g

This report shall NOT be reproduced except in full without the written consent of RIM Testing Services
Copyright 2005-2011, RIM Testing Services, a division of Research In Motion Limited

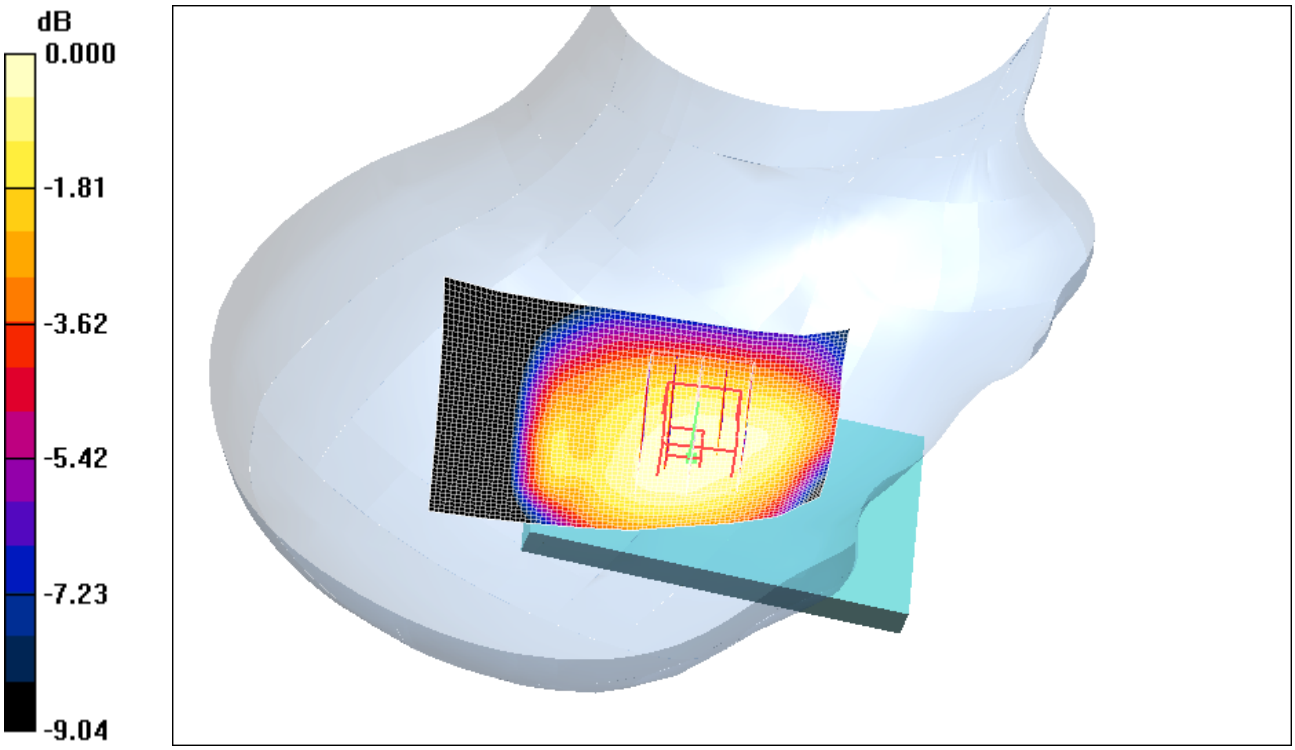

0 dB = 0.368mW/g

This report shall NOT be reproduced except in full without the written consent of RIM Testing Services
Copyright 2005-2011, RIM Testing Services, a division of Research In Motion Limited

Date/Time: 2/7/2011 8:13:46 PM

Test Laboratory: RIM Testing Services

LeftHandSide_CDMA800_mid_chan_amb_temp_23.4_liq_temp_22.1C

DUT: BlackBerry Smartphone; Type: Sample ; Serial: 32D4BD0D

Communication System: CDMA 800; Frequency: 836.52 MHz;Duty Cycle: 1:1
Medium parameters used (interpolated): f = 836.52 MHz; σ = 0.904 mho/m; ε_r = 42.1; ρ = 1000 kg/m^3
Phantom section: Left Section

DASY4 Configuration:

- Probe: ET3DV6 - SN1643; ConvF(6.01, 6.01, 6.01); Calibrated: 3/9/2010
- Sensor-Surface: 4mm (Mechanical Surface Detection)
- Electronics: DAE3 Sn472; Calibrated: 5/17/2010
- Phantom: SAM 1; Type: SAM 4.0; Serial: 1076
- Measurement SW: DASY4, V4.7 Build 80; Postprocessing SW: SEMCAD, V1.8 Build 186

Touch position -/Area Scan (51x81x1): Measurement grid: dx=15mm, dy=15mm

Info: Interpolated medium parameters used for SAR evaluation.
Maximum value of SAR (interpolated) = 0.723 mW/g

Touch position -/Zoom Scan (5x5x7) (5x5x7)/Cube 0: Measurement grid: dx=7.5mm, dy=7.5mm, dz=5mm
Reference Value = 8.62 V/m; Power Drift = -0.232 dB
Peak SAR (extrapolated) = 0.632 W/kg
SAR(1 g) = 0.494 mW/g; SAR(10 g) = 0.353 mW/g

Info: Interpolated medium parameters used for SAR evaluation.

Maximum value of SAR (measured) = 0.537 mW/g

This report shall NOT be reproduced except in full without the written consent of RIM Testing Services
Copyright 2005-2011, RIM Testing Services, a division of Research In Motion Limited



0 dB = 0.537mW/g

This report shall NOT be reproduced except in full without the written consent of RIM Testing Services
Copyright 2005-2011, RIM Testing Services, a division of Research In Motion Limited

Date/Time: 2/7/2011 8:31:02 PM

Test Laboratory: RIM Testing Services

LeftHandSide_Tilt_CDMA800_mid_chan_amb_temp_23.2_liq_temp_22.0C

DUT: BlackBerry Smartphone; Type: Sample ; Serial: 32D4BD0D

Communication System: CDMA 800; Frequency: 836.52 MHz;Duty Cycle: 1:1
Medium parameters used (interpolated): f = 836.52 MHz; σ = 0.904 mho/m; ε_r = 42.1; ρ = 1000 kg/m^3
Phantom section: Left Section

DASY4 Configuration:

- Probe: ET3DV6 - SN1643; ConvF(6.01, 6.01, 6.01); Calibrated: 3/9/2010
- Sensor-Surface: 4mm (Mechanical Surface Detection)
- Electronics: DAE3 Sn472; Calibrated: 5/17/2010
- Phantom: SAM 1; Type: SAM 4.0; Serial: 1076
- Measurement SW: DASY4, V4.7 Build 80; Postprocessing SW: SEMCAD, V1.8 Build 186

Touch position -/Area Scan (51x81x1): Measurement grid: dx=15mm, dy=15mm

Info: Interpolated medium parameters used for SAR evaluation.
Maximum value of SAR (interpolated) = 0.345 mW/g

Touch position -/Zoom Scan (5x5x7) (5x5x7)/Cube 0: Measurement grid: dx=7.5mm, dy=7.5mm, dz=5mm
Reference Value = 15.2 V/m; Power Drift = 0.046 dB
Peak SAR (extrapolated) = 0.385 W/kg
SAR(1 g) = 0.327 mW/g; SAR(10 g) = 0.258 mW/g

Info: Interpolated medium parameters used for SAR evaluation.
Maximum value of SAR (measured) = 0.343 mW/g

This report shall NOT be reproduced except in full without the written consent of RIM Testing Services
Copyright 2005-2011, RIM Testing Services, a division of Research In Motion Limited

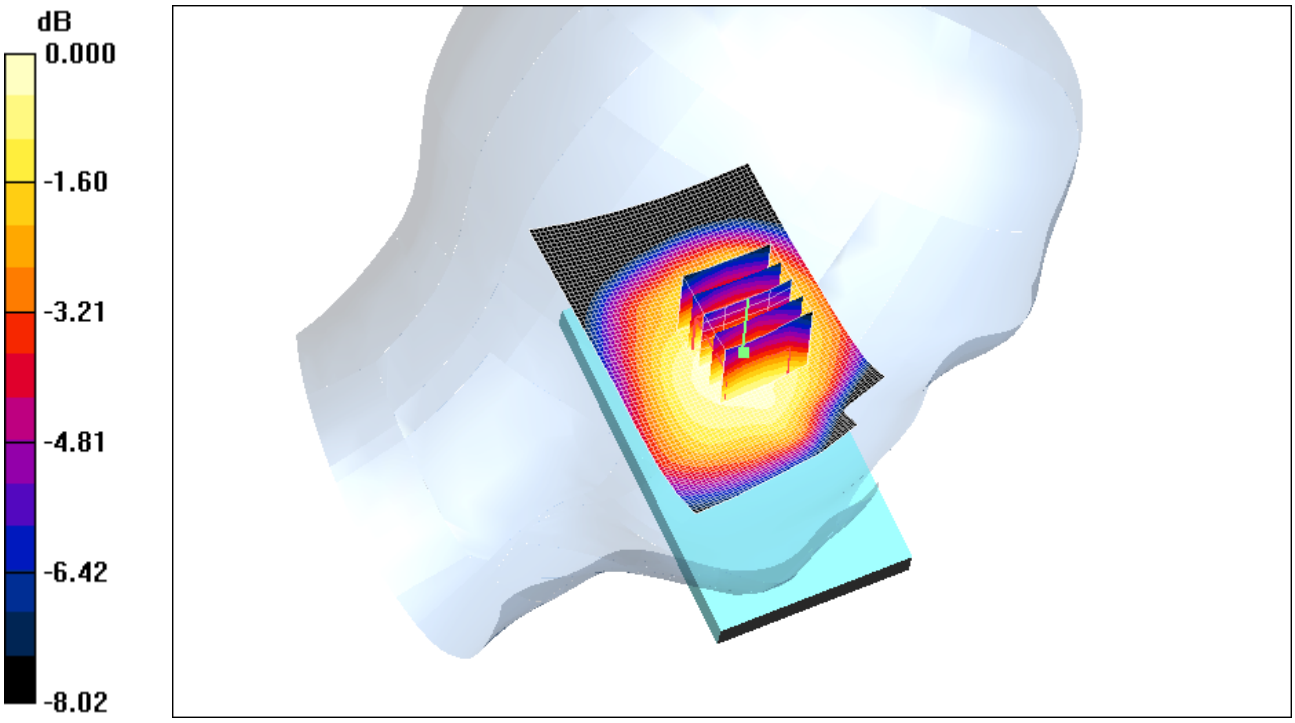

0 dB = 0.343mW/g

This report shall NOT be reproduced except in full without the written consent of RIM Testing Services
Copyright 2005-2011, RIM Testing Services, a division of Research In Motion Limited

Date/Time: 4/19/2011 12:19:39 AM, Date/Time: 4/19/2011 12:24:58 AM

Test Laboratory: RIM Testing Services

RightHandSide_CDMA1900_low_chan_amb_temp_23.0_liq_temp_21.9 C

DUT: BlackBerry Smartphone; Type: Sample ; Serial: 32D4BD0D

Communication System: CDMA 1900; Communication System Band: Exported from older format (data unavailable - please correct).; Frequency: 1851.25 MHz;Communication System PAR: 0 dB
Medium parameters used (interpolated): f = 1851.25 MHz; σ = 1.304 mho/m; ε_r = 38.352; ρ = 1000 kg/m^3
Phantom section: Right Section
Measurement Standard: DASY5 (IEEE/IEC/ANSI C63.19-2007)

DASY5 Configuration:

- Probe: ES3DV3 - SN3225; ConvF(5.26, 5.26, 5.26); Calibrated: 1/13/2011
  - Modulation Compensation: Not calibrated
- Sensor-Surface: 4mm (Mechanical Surface Detection)
- Electronics: DAE3 Sn473; Calibrated: 1/21/2011
- Phantom: SAM 1; Type: SAM 4.0; Serial: 1076
- Measurement SW: DASY52, Version 52.6 (2); SEMCAD X Version 14.4.4 (2829)

Configuration/Touch position -/Area Scan (51x81x1): Measurement grid: dx=15mm, dy=15mm

Info: Interpolated medium parameters used for SAR evaluation.
Maximum value of SAR (interpolated) = 1.188 mW/g

Configuration/Touch position -/Zoom Scan (5x5x7) (6x6x7)/Cube 0:
Measurement grid: dx=7.5mm, dy=7.5mm, dz=5mm
Reference Value = 11.464 V/m; Power Drift = -0.07 dB
Peak SAR (extrapolated) = 1.564 W/kg
SAR(1 g) = 1.1 mW/g; SAR(10 g) = 0.689 mW/g

This report shall NOT be reproduced except in full without the written consent of RIM Testing Services
Copyright 2005-2011, RIM Testing Services, a division of Research In Motion Limited

Info: Interpolated medium parameters used for SAR evaluation.
Maximum value of SAR (measured) = 1.182 mW/g

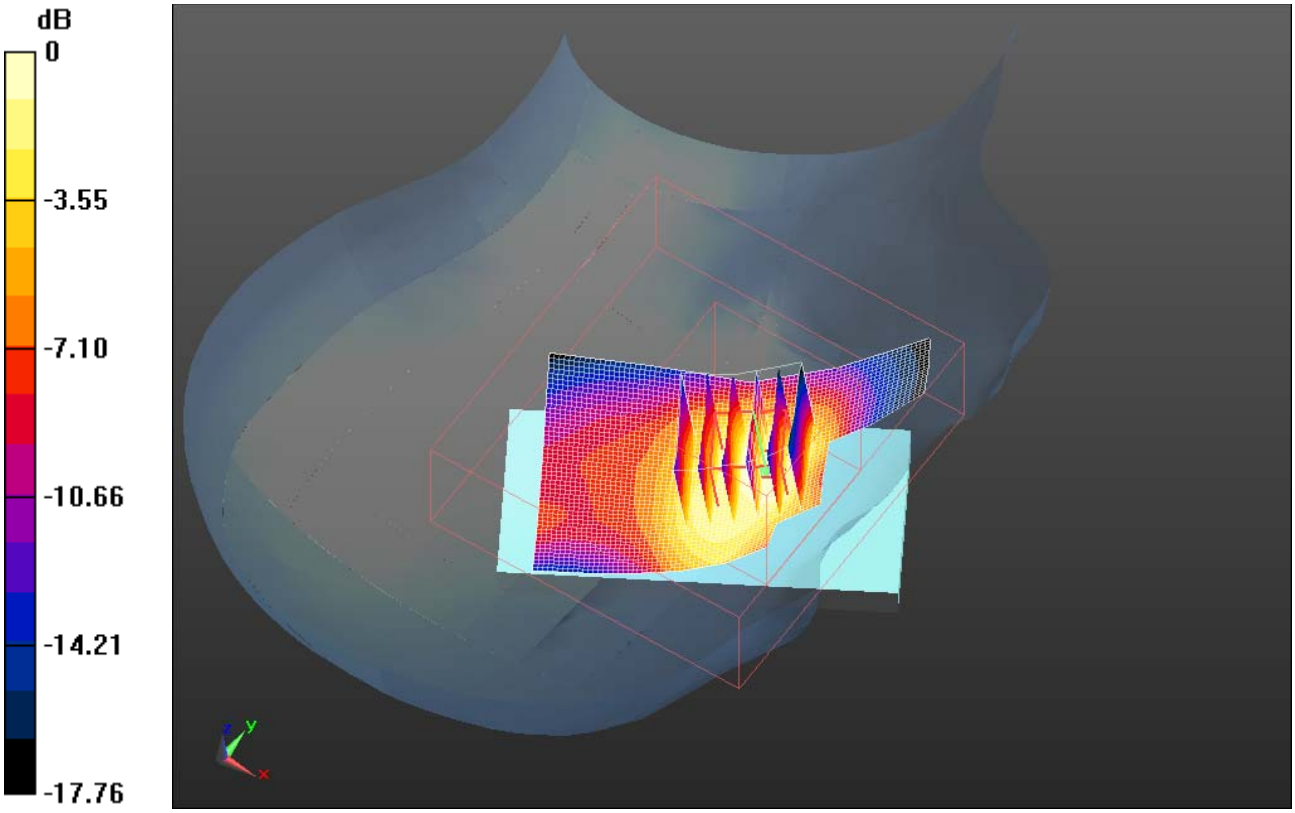

0 dB = 1.180mW/g

This report shall NOT be reproduced except in full without the written consent of RIM Testing Services
Copyright 2005-2011, RIM Testing Services, a division of Research In Motion Limited

Date/Time: 4/19/2011 12:05:54 AM, Date/Time: 4/19/2011 12:11:13 AM

Test Laboratory: RIM Testing Services

RightHandSide_CDMA1900_mid_chan_amb_temp_23.1_liq_temp_22.0 C

DUT: BlackBerry Smartphone; Type: Sample ; Serial: 32D4BD0D

Communication System: CDMA 1900; Communication System Band: Exported from older format (data unavailable - please correct).; Frequency: 1880 MHz;Communication System PAR: 0 dB
Medium parameters used: f = 1880 MHz; σ = 1.344 mho/m; ε_r = 38.254; ρ = 1000 kg/m^3
Phantom section: Right Section
Measurement Standard: DASY5 (IEEE/IEC/ANSI C63.19-2007)

DASY5 Configuration:

- Probe: ES3DV3 - SN3225; ConvF(5.26, 5.26, 5.26); Calibrated: 1/13/2011
  - Modulation Compensation: Not calibrated
- Sensor-Surface: 4mm (Mechanical Surface Detection)
- Electronics: DAE3 Sn473; Calibrated: 1/21/2011
- Phantom: SAM 1; Type: SAM 4.0; Serial: 1076
- Measurement SW: DASY52, Version 52.6 (2); SEMCAD X Version 14.4.4 (2829)

Configuration/Touch position -/Area Scan (51x81x1): Measurement grid: dx=15mm, dy=15mm
Maximum value of SAR (interpolated) = 1.283 mW/g

Configuration/Touch position -/Zoom Scan (5x5x7) (5x5x7)/Cube 0:
Measurement grid: dx=7.5mm, dy=7.5mm, dz=5mm
Reference Value = 11.474 V/m; Power Drift = -0.17 dB
Peak SAR (extrapolated) = 1.551 W/kg
SAR(1 g) = 1.12 mW/g; SAR(10 g) = 0.702 mW/g
Maximum value of SAR (measured) = 1.225 mW/g

This report shall NOT be reproduced except in full without the written consent of RIM Testing Services
Copyright 2005-2011, RIM Testing Services, a division of Research In Motion Limited

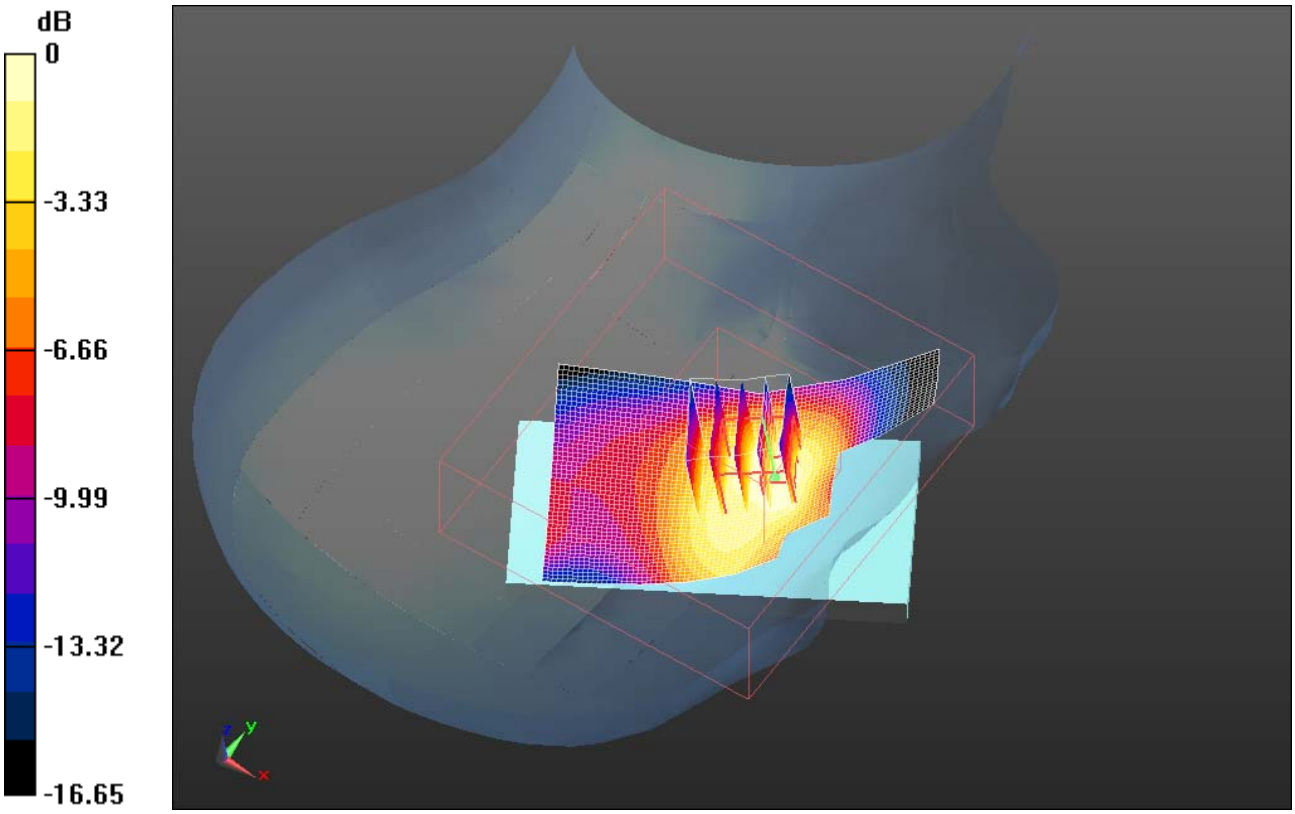

0 dB = 1.220mW/g

This report shall NOT be reproduced except in full without the written consent of RIM Testing Services
Copyright 2005-2011, RIM Testing Services, a division of Research In Motion Limited

Date/Time: 4/19/2011 12:35:15 AM, Date/Time: 4/19/2011 12:40:35 AM

Test Laboratory: RIM Testing Services

RightHandSide_CDMA1900_high_chan_amb_temp_23.0_liq_temp_21.9 C

DUT: BlackBerry Smartphone; Type: Sample ; Serial: 32D4BD0D

Communication System: CDMA 1900; Communication System Band: Exported from older format (data unavailable - please correct).; Frequency: 1908.5 MHz;Communication System PAR: 0 dB
Medium parameters used (interpolated): f = 1908.5 MHz; σ = 1.396 mho/m; ε_r = 38.197; ρ = 1000 kg/m^3
Phantom section: Right Section
Measurement Standard: DASY5 (IEEE/IEC/ANSI C63.19-2007)

DASY5 Configuration:

- Probe: ES3DV3 - SN3225; ConvF(5.26, 5.26, 5.26); Calibrated: 1/13/2011
  - Modulation Compensation: Not calibrated
- Sensor-Surface: 4mm (Mechanical Surface Detection)
- Electronics: DAE3 Sn473; Calibrated: 1/21/2011
- Phantom: SAM 1; Type: SAM 4.0; Serial: 1076
- Measurement SW: DASY52, Version 52.6 (2); SEMCAD X Version 14.4.4 (2829)

Configuration/Touch position -/Area Scan (51x81x1): Measurement grid: dx=15mm, dy=15mm

Info: Interpolated medium parameters used for SAR evaluation.
Maximum value of SAR (interpolated) = 1.208 mW/g

Configuration/Touch position -/Zoom Scan (5x5x7) (5x5x7)/Cube 0:
Measurement grid: dx=7.5mm, dy=7.5mm, dz=5mm
Reference Value = 10.366 V/m; Power Drift = 0.13 dB
Peak SAR (extrapolated) = 1.465 W/kg
SAR(1 g) = 1.05 mW/g; SAR(10 g) = 0.645 mW/g

This report shall NOT be reproduced except in full without the written consent of RIM Testing Services
Copyright 2005-2011, RIM Testing Services, a division of Research In Motion Limited

Info: Interpolated medium parameters used for SAR evaluation.
Maximum value of SAR (measured) = 1.142 mW/g

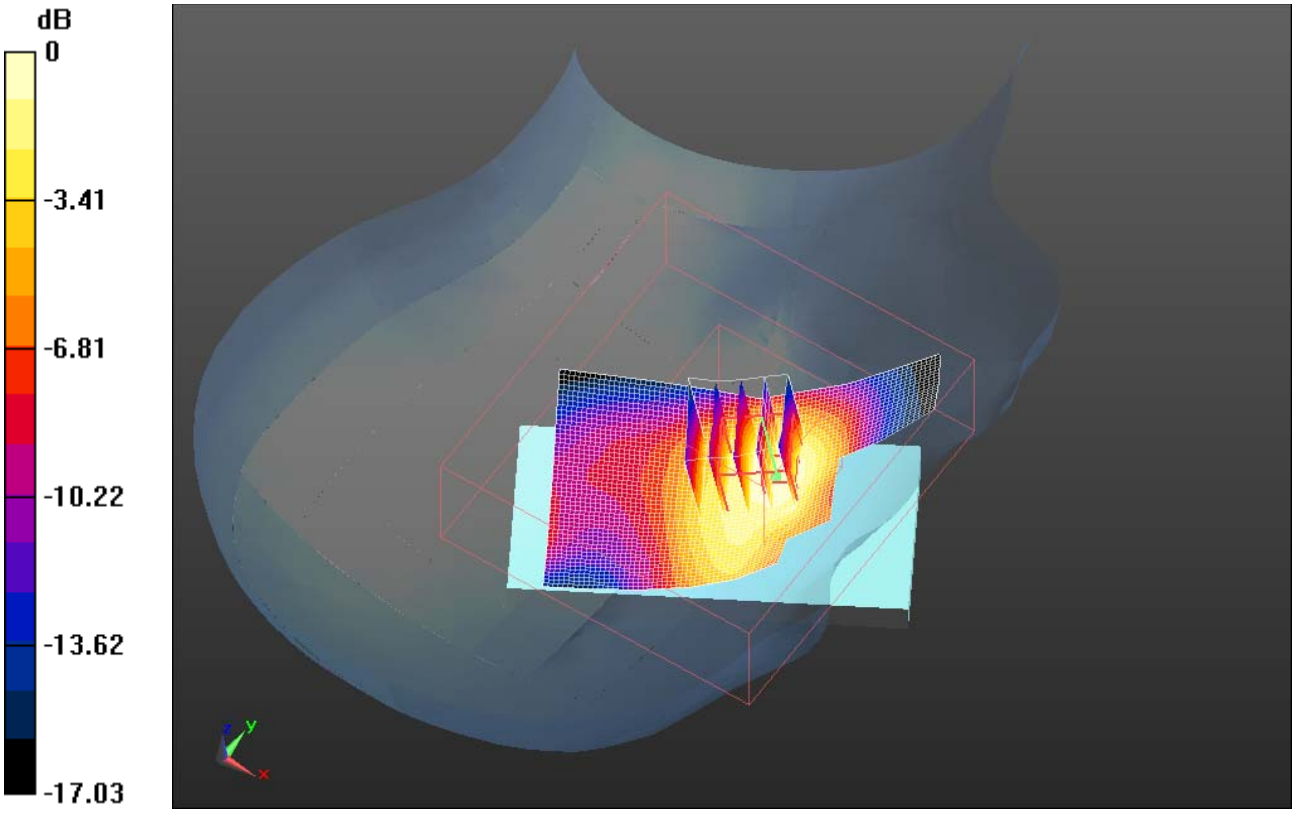

0 dB = 1.140mW/g

This report shall NOT be reproduced except in full without the written consent of RIM Testing Services
Copyright 2005-2011, RIM Testing Services, a division of Research In Motion Limited

Date/Time: 4/19/2011 12:49:36 AM, Date/Time: 4/19/2011 12:54:43 AM

Test Laboratory: RIM Testing Services

RightHandSide_Tilt_CDMA1900_mid_chan_amb_temp_23.0_liq_temp_21.9C

DUT: BlackBerry Smartphone; Type: Sample ; Serial: 32D4BD0D

Communication System: CDMA 1900; Communication System Band: Exported from older format (data unavailable - please correct).; Frequency: 1880 MHz;Communication System PAR: 0 dB
Medium parameters used: f = 1880 MHz; σ = 1.344 mho/m; ε_r = 38.254; ρ = 1000 kg/m^3
Phantom section: Right Section
Measurement Standard: DASY5 (IEEE/IEC/ANSI C63.19-2007)

DASY5 Configuration:

- Probe: ES3DV3 - SN3225; ConvF(5.26, 5.26, 5.26); Calibrated: 1/13/2011
  - Modulation Compensation: Not calibrated
- Sensor-Surface: 4mm (Mechanical Surface Detection)
- Electronics: DAE3 Sn473; Calibrated: 1/21/2011
- Phantom: SAM 1; Type: SAM 4.0; Serial: 1076
- Measurement SW: DASY52, Version 52.6 (2); SEMCAD X Version 14.4.4 (2829)

Configuration/Touch position -/Area Scan (51x81x1): Measurement grid: dx=15mm, dy=15mm
Maximum value of SAR (interpolated) = 0.511 mW/g

Configuration/Touch position -/Zoom Scan (5x5x7) (6x7x7)/Cube 0:
Measurement grid: dx=7.5mm, dy=7.5mm, dz=5mm
Reference Value = 19.020 V/m; Power Drift = -0.15 dB
Peak SAR (extrapolated) = 0.678 W/kg
SAR(1 g) = 0.442 mW/g; SAR(10 g) = 0.276 mW/g
Maximum value of SAR (measured) = 0.462 mW/g

This report shall NOT be reproduced except in full without the written consent of RIM Testing Services
Copyright 2005-2011, RIM Testing Services, a division of Research In Motion Limited

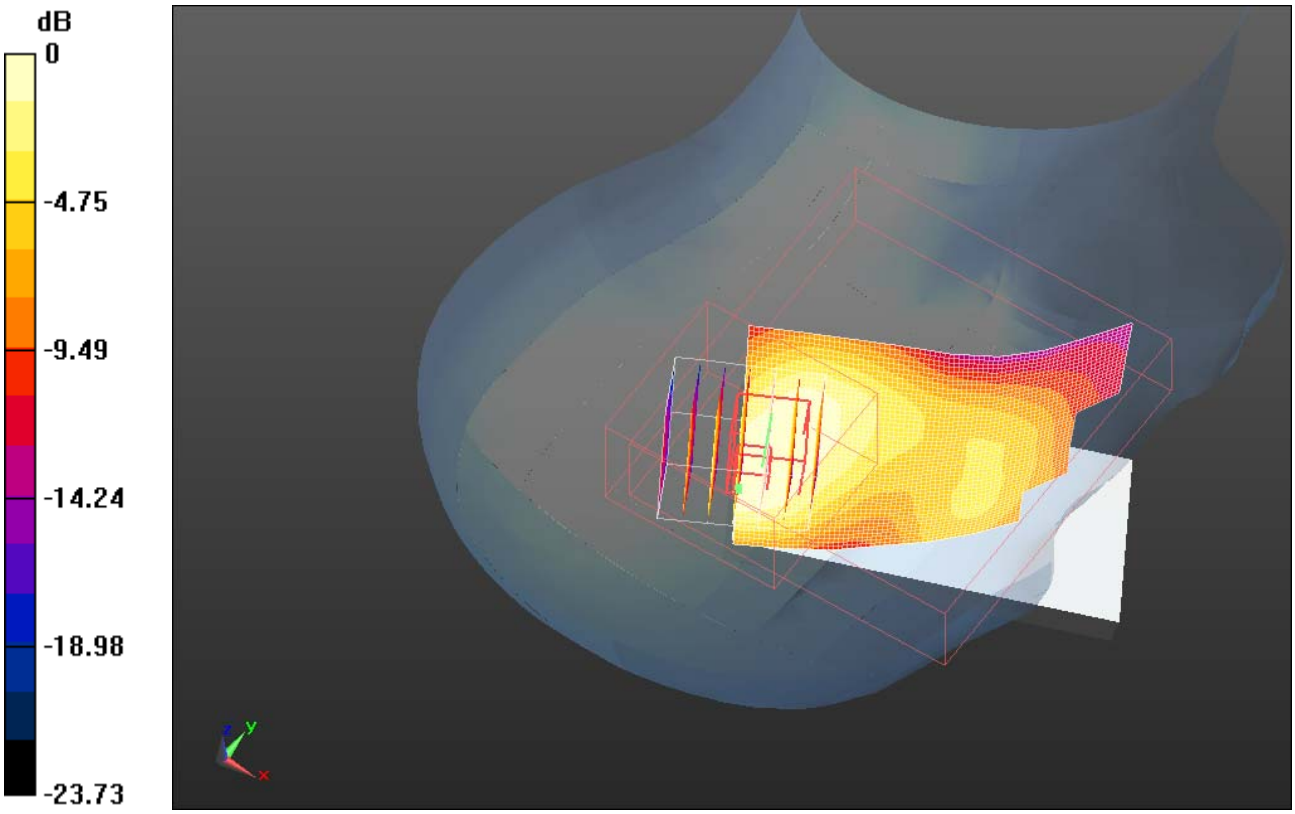

0 dB = 0.460mW/g

This report shall NOT be reproduced except in full without the written consent of RIM Testing Services
Copyright 2005-2011, RIM Testing Services, a division of Research In Motion Limited

Date/Time: 4/19/2011 1:25:59 AM, Date/Time: 4/19/2011 1:33:06 AM, Date/Time: 4/19/2011 1:42:09 AM

Test Laboratory: RIM Testing Services

LeftHandSide_CDMA1900_low_chan_amb_temp_22.9_liq_temp_21.8C

DUT: BlackBerry Smartphone; Type: Sample ; Serial: 32D4BD0D

Communication System: CDMA 1900; Communication System Band: Exported from older format (data unavailable - please correct).; Frequency: 1851.25 MHz;Communication System PAR: 0 dB
Medium parameters used (interpolated): f = 1851.25 MHz; σ = 1.304 mho/m; ε_r = 38.352; ρ = 1000 kg/m^3
Phantom section: Left Section
Measurement Standard: DASY5 (IEEE/IEC/ANSI C63.19-2007)

DASY5 Configuration:

- Probe: ES3DV3 - SN3225; ConvF(5.26, 5.26, 5.26); Calibrated: 1/13/2011
  - Modulation Compensation: Not calibrated
- Sensor-Surface: 4mm (Mechanical Surface Detection)
- Electronics: DAE3 Sn473; Calibrated: 1/21/2011
- Phantom: SAM 1; Type: SAM 4.0; Serial: 1076
- Measurement SW: DASY52, Version 52.6 (2); SEMCAD X Version 14.4.4 (2829)

Configuration/Touch position -/Area Scan (51x81x1): Measurement grid: dx=15mm, dy=15mm

Info: Interpolated medium parameters used for SAR evaluation.
Maximum value of SAR (interpolated) = 1.363 mW/g

Configuration/Touch position -/Zoom Scan (5x5x7) (6x6x7)/Cube 0:
Measurement grid: dx=7.5mm, dy=7.5mm, dz=5mm
Reference Value = 9.380 V/m; Power Drift = -0.16 dB
Peak SAR (extrapolated) = 2.016 W/kg
SAR(1 g) = 1.15 mW/g; SAR(10 g) = 0.646 mW/g

Info: Interpolated medium parameters used for SAR evaluation.

This report shall NOT be reproduced except in full without the written consent of RIM Testing Services
Copyright 2005-2011, RIM Testing Services, a division of Research In Motion Limited

Maximum value of SAR (measured) = 1.269 mW/g

Configuration/Touch position -/Zoom Scan (5x5x7) 2 (8x7x7)/Cube 0:

Measurement grid: dx=7.5mm, dy=7.5mm, dz=5mm
Reference Value = 9.380 V/m; Power Drift = -0.04 dB
Peak SAR (extrapolated) = 2.015 W/kg
SAR(1 g) = 1.15 mW/g; SAR(10 g) = 0.639 mW/g

Info: Interpolated medium parameters used for SAR evaluation.
Maximum value of SAR (measured) = 1.255 mW/g

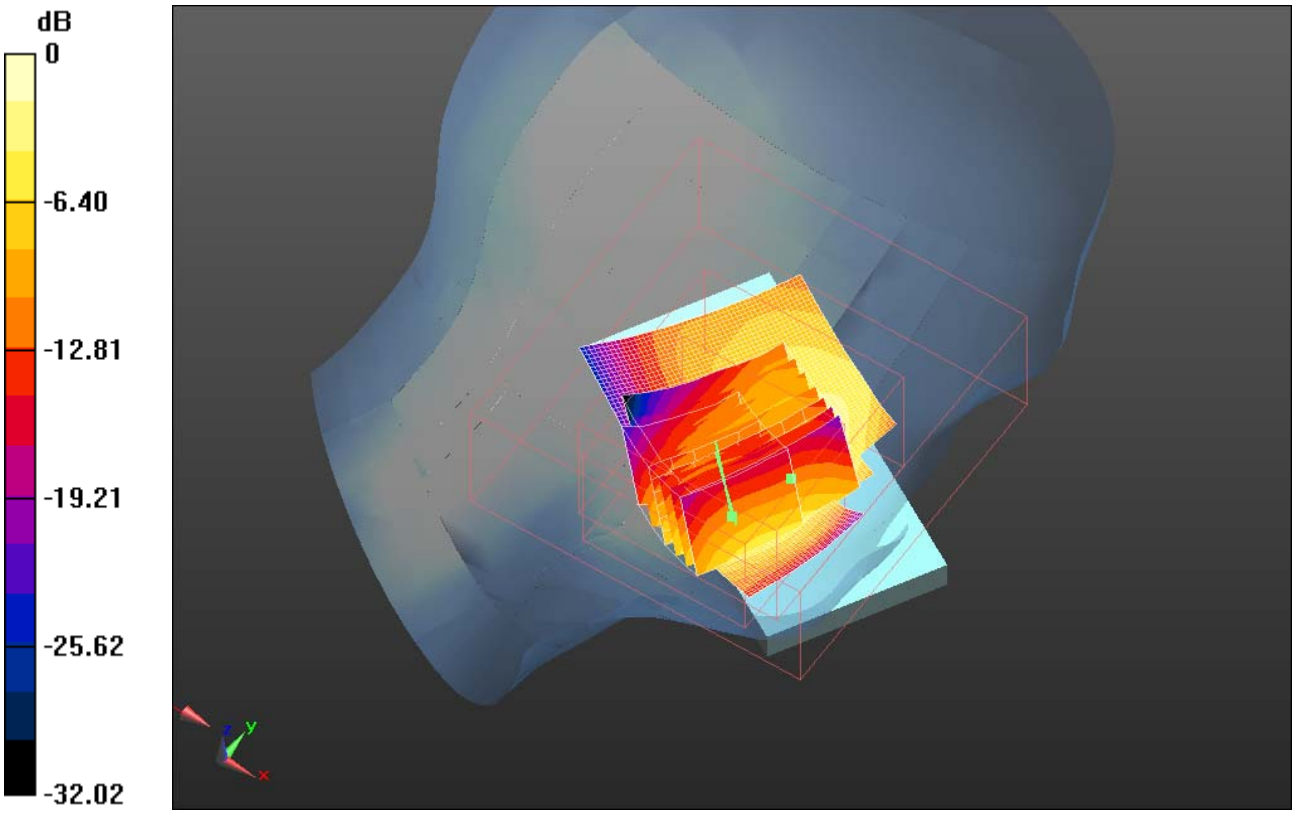

0 dB = 1.250mW/g

This report shall NOT be reproduced except in full without the written consent of RIM Testing Services
Copyright 2005-2011, RIM Testing Services, a division of Research In Motion Limited

Date/Time: 4/19/2011 1:10:34 AM, Date/Time: 4/19/2011 1:15:35 AM

Test Laboratory: RIM Testing Services

LeftHandSide_CDMA1900_mid_chan_amb_temp_23.0_liq_temp_21.9C

DUT: BlackBerry Smartphone; Type: Sample ; Serial: 32D4BD0D

Communication System: CDMA 1900; Communication System Band: Exported from older format (data unavailable - please correct).; Frequency: 1880 MHz;Communication System PAR: 0 dB
Medium parameters used: f = 1880 MHz; σ = 1.344 mho/m; ε_r = 38.254; ρ = 1000 kg/m^3
Phantom section: Left Section
Measurement Standard: DASY5 (IEEE/IEC/ANSI C63.19-2007)

DASY5 Configuration:

- Probe: ES3DV3 - SN3225; ConvF(5.26, 5.26, 5.26); Calibrated: 1/13/2011
  - Modulation Compensation: Not calibrated
- Sensor-Surface: 4mm (Mechanical Surface Detection)
- Electronics: DAE3 Sn473; Calibrated: 1/21/2011
- Phantom: SAM 1; Type: SAM 4.0; Serial: 1076
- Measurement SW: DASY52, Version 52.6 (2); SEMCAD X Version 14.4.4 (2829)

Configuration/Touch position -/Area Scan (51x81x1): Measurement grid: dx=15mm, dy=15mm
Maximum value of SAR (interpolated) = 1.496 mW/g

Configuration/Touch position -/Zoom Scan (5x5x7) (6x6x7)/Cube 0:
Measurement grid: dx=7.5mm, dy=7.5mm, dz=5mm
Reference Value = 10.077 V/m; Power Drift = -0.28 dB
Peak SAR (extrapolated) = 2.311 W/kg
SAR(1 g) = 1.29 mW/g; SAR(10 g) = 0.695 mW/g
Maximum value of SAR (measured) = 1.422 mW/g

This report shall NOT be reproduced except in full without the written consent of RIM Testing Services
Copyright 2005-2011, RIM Testing Services, a division of Research In Motion Limited

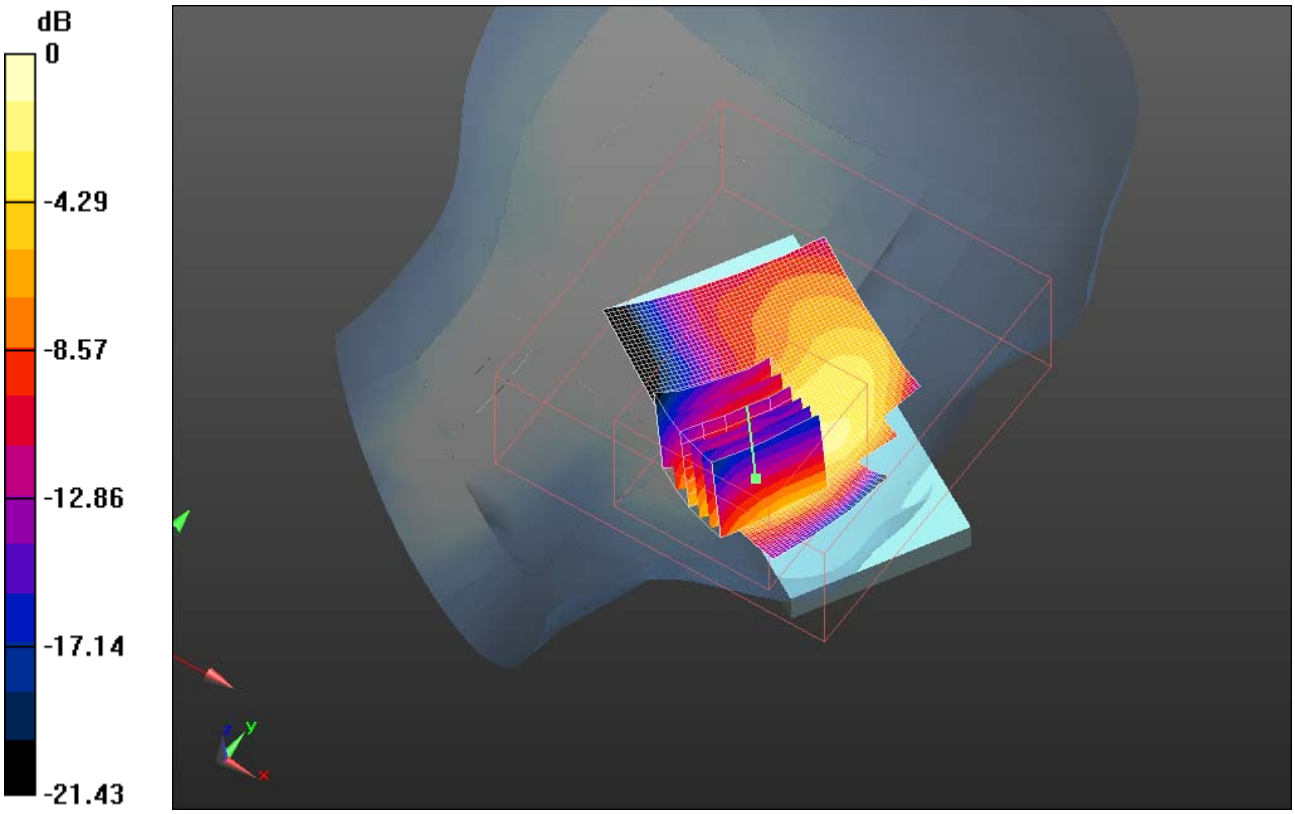

0 dB = 1.420mW/g

This report shall NOT be reproduced except in full without the written consent of RIM Testing Services
Copyright 2005-2011, RIM Testing Services, a division of Research In Motion Limited

Date/Time: 4/19/2011 1:57:56 AM, Date/Time: 4/19/2011 2:02:55 AM

Test Laboratory: RIM Testing Services

LeftHandSide_CDMA1900_high_chan_amb_temp_23.1_liq_temp_22.0C

DUT: BlackBerry Smartphone; Type: Sample ; Serial: 32D4BD0D

Communication System: CDMA 1900; Communication System Band: Exported from older format (data unavailable - please correct).; Frequency: 1908.5 MHz;Communication System PAR: 0 dB
Medium parameters used (interpolated): f = 1908.5 MHz; σ = 1.396 mho/m; ε_r = 38.197; ρ = 1000 kg/m^3
Phantom section: Left Section
Measurement Standard: DASY5 (IEEE/IEC/ANSI C63.19-2007)

DASY5 Configuration:

- Probe: ES3DV3 - SN3225; ConvF(5.26, 5.26, 5.26); Calibrated: 1/13/2011
  - Modulation Compensation: Not calibrated
- Sensor-Surface: 4mm (Mechanical Surface Detection)
- Electronics: DAE3 Sn473; Calibrated: 1/21/2011
- Phantom: SAM 1; Type: SAM 4.0; Serial: 1076
- Measurement SW: DASY52, Version 52.6 (2); SEMCAD X Version 14.4.4 (2829)

Configuration/Touch position -/Area Scan (51x81x1): Measurement grid: dx=15mm, dy=15mm

Info: Interpolated medium parameters used for SAR evaluation.
Maximum value of SAR (interpolated) = 1.345 mW/g

Configuration/Touch position -/Zoom Scan (5x5x7) (6x6x7)/Cube 0:
Measurement grid: dx=7.5mm, dy=7.5mm, dz=5mm
Reference Value = 9.495 V/m; Power Drift = -0.06 dB
Peak SAR (extrapolated) = 2.151 W/kg
SAR(1 g) = 1.19 mW/g; SAR(10 g) = 0.623 mW/g

Info: Interpolated medium parameters used for SAR evaluation.
Maximum value of SAR (measured) = 1.327 mW/g

This report shall NOT be reproduced except in full without the written consent of RIM Testing Services
Copyright 2005-2011, RIM Testing Services, a division of Research In Motion Limited

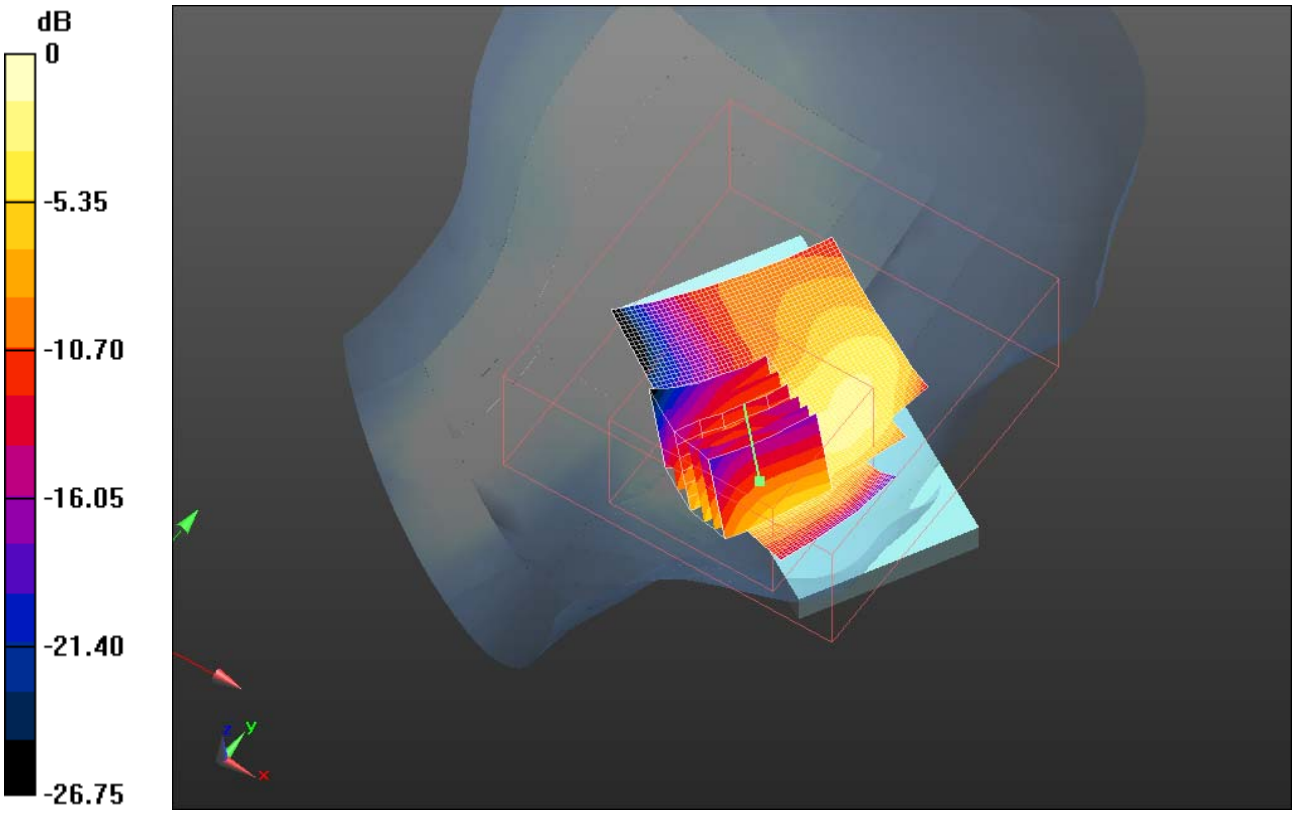

0 dB = 1.330mW/g

This report shall NOT be reproduced except in full without the written consent of RIM Testing Services
Copyright 2005-2011, RIM Testing Services, a division of Research In Motion Limited

Date/Time: 4/19/2011 2:15:08 AM, Date/Time: 4/19/2011 2:20:11 AM

Test Laboratory: RIM Testing Services

LeftHandSide_Tilt_CDMA1900_mid_chan_amb_temp_23.2_liq_temp_22.1C

DUT: BlackBerry Smartphone; Type: Sample ; Serial: 32D4BD0D

Communication System: CDMA 1900; Communication System Band: Exported from older format (data unavailable - please correct).; Frequency: 1880 MHz;Communication System PAR: 0 dB
Medium parameters used: f = 1880 MHz; σ = 1.344 mho/m; ε_r = 38.254; ρ = 1000 kg/m^3
Phantom section: Left Section
Measurement Standard: DASY5 (IEEE/IEC/ANSI C63.19-2007)

DASY5 Configuration:

- Probe: ES3DV3 - SN3225; ConvF(5.26, 5.26, 5.26); Calibrated: 1/13/2011
  - Modulation Compensation: Not calibrated
- Sensor-Surface: 4mm (Mechanical Surface Detection)
- Electronics: DAE3 Sn473; Calibrated: 1/21/2011
- Phantom: SAM 1; Type: SAM 4.0; Serial: 1076
- Measurement SW: DASY52, Version 52.6 (2); SEMCAD X Version 14.4.4 (2829)

Configuration/Touch position -/Area Scan (51x81x1): Measurement grid: dx=15mm, dy=15mm
Maximum value of SAR (interpolated) = 0.676 mW/g

Configuration/Touch position -/Zoom Scan (5x5x7) (5x5x7)/Cube 0:
Measurement grid: dx=7.5mm, dy=7.5mm, dz=5mm
Reference Value = 18.271 V/m; Power Drift = -0.05 dB
Peak SAR (extrapolated) = 0.826 W/kg
SAR(1 g) = 0.558 mW/g; SAR(10 g) = 0.356 mW/g
Maximum value of SAR (measured) = 0.595 mW/g

This report shall NOT be reproduced except in full without the written consent of RIM Testing Services
Copyright 2005-2011, RIM Testing Services, a division of Research In Motion Limited

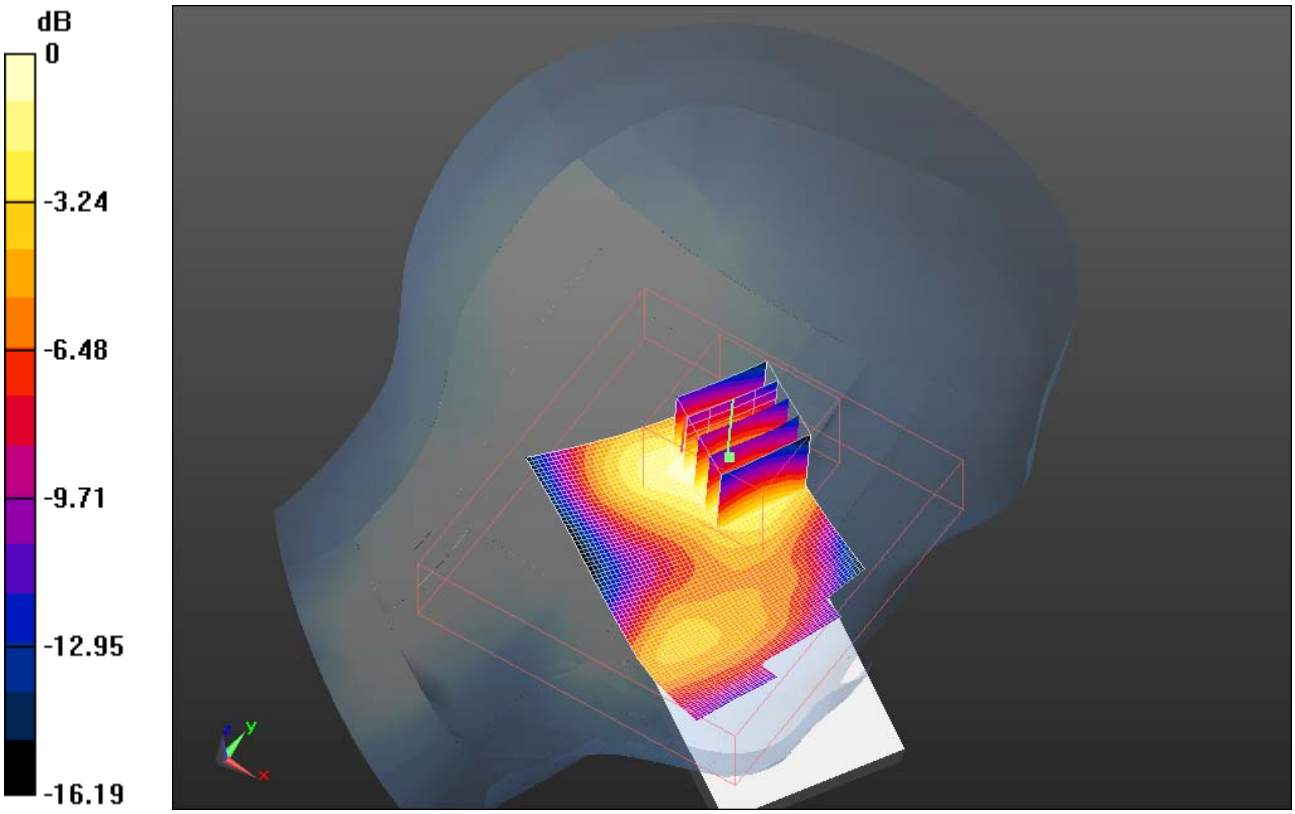

0 dB = 0.590mW/g

This report shall NOT be reproduced except in full without the written consent of RIM Testing Services
Copyright 2005-2011, RIM Testing Services, a division of Research In Motion Limited

Date/Time: 4/20/2011 6:52:33 PM, Date/Time: 4/20/2011 6:57:53 PM

Test Laboratory: RIM Testing Services

RightHandSide_CDMA800_mid_chan_amb_temp_23.6_liq_temp_22.3C

DUT: BlackBerry Smartphone; Type: Sample ; Serial: 32E46EDD

Communication System: CDMA 800; Communication System Band: Exported from older format (data unavailable - please correct).; Frequency: 836.52 MHz;Communication System PAR: 0 dB
Medium parameters used (interpolated): f = 836.52 MHz; σ = 0.875 mho/m; ε_r = 40.054; ρ = 1000 kg/m^3
Phantom section: Right Section
Measurement Standard: DASY5 (IEEE/IEC/ANSI C63.19-2007)

DASY5 Configuration:

- Probe: ES3DV3 - SN3225; ConvF(6.47, 6.47, 6.47); Calibrated: 1/13/2011
  - Modulation Compensation: Not calibrated
- Sensor-Surface: 4mm (Mechanical Surface Detection)
- Electronics: DAE3 Sn473; Calibrated: 1/21/2011
- Phantom: SAM 1; Type: SAM 4.0; Serial: 1076
- Measurement SW: DASY52, Version 52.6 (2); SEMCAD X Version 14.4.4 (2829)

Configuration/Touch position -/Area Scan (51x81x1): Measurement grid: dx=15mm, dy=15mm

Info: Interpolated medium parameters used for SAR evaluation.
Maximum value of SAR (interpolated) = 0.562 mW/g

Configuration/Touch position -/Zoom Scan (5x5x7) (6x7x7)/Cube 0:
Measurement grid: dx=7.5mm, dy=7.5mm, dz=5mm
Reference Value = 12.643 V/m; Power Drift = -0.77 dB
Peak SAR (extrapolated) = 0.596 W/kg
SAR(1 g) = 0.495 mW/g; SAR(10 g) = 0.389 mW/g

Info: Interpolated medium parameters used for SAR evaluation.
Maximum value of SAR (measured) = 0.518 mW/g

This report shall NOT be reproduced except in full without the written consent of RIM Testing Services
Copyright 2005-2011, RIM Testing Services, a division of Research In Motion Limited

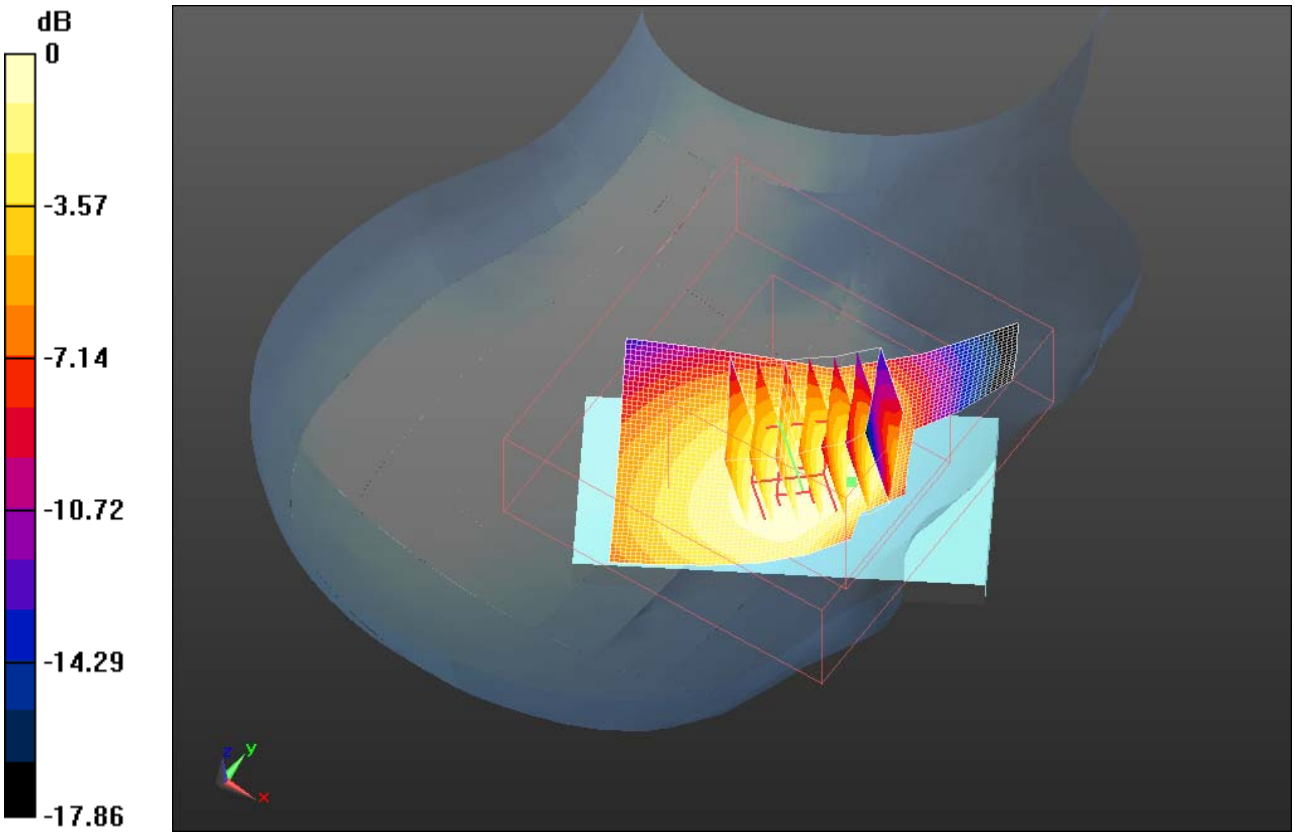

0 dB = 0.520mW/g

This report shall NOT be reproduced except in full without the written consent of RIM Testing Services
Copyright 2005-2011, RIM Testing Services, a division of Research In Motion Limited

Date/Time: 4/20/2011 6:22:14 PM, Date/Time: 4/20/2011 6:28:01 PM, Date/Time: 4/20/2011 6:34:11 PM

Test Laboratory: RIM Testing Services

LeftHandSide_CDMA800_mid_chan_amb_temp_23.6_liq_temp_22.2C

DUT: BlackBerry Smartphone; Type: Sample ; Serial: 32E46EDD

Communication System: CDMA 800; Communication System Band: Exported from older format (data unavailable - please correct).; Frequency: 836.52 MHz;Communication System PAR: 0 dB
Medium parameters used (interpolated): f = 836.52 MHz; σ = 0.875 mho/m; ε_r = 40.054; ρ = 1000 kg/m^3
Phantom section: Left Section
Measurement Standard: DASY5 (IEEE/IEC/ANSI C63.19-2007)

DASY5 Configuration:

- Probe: ES3DV3 - SN3225; ConvF(6.47, 6.47, 6.47); Calibrated: 1/13/2011
  - Modulation Compensation: Not calibrated
- Sensor-Surface: 4mm (Mechanical Surface Detection)
- Electronics: DAE3 Sn473; Calibrated: 1/21/2011
- Phantom: SAM 1; Type: SAM 4.0; Serial: 1076
- Measurement SW: DASY52, Version 52.6 (2); SEMCAD X Version 14.4.4 (2829)

Configuration/Touch position -/Area Scan (61x81x1): Measurement grid: dx=15mm, dy=15mm

Info: Interpolated medium parameters used for SAR evaluation.
Maximum value of SAR (interpolated) = 0.572 mW/g

Configuration/Touch position -/Zoom Scan (5x5x7) (5x5x7)/Cube 0:
Measurement grid: dx=7.5mm, dy=7.5mm, dz=5mm
Reference Value = 10.247 V/m; Power Drift = 0.11 dB
Peak SAR (extrapolated) = 0.727 W/kg
SAR(1 g) = 0.526 mW/g; SAR(10 g) = 0.409 mW/g

Info: Interpolated medium parameters used for SAR evaluation.

This report shall NOT be reproduced except in full without the written consent of RIM Testing Services
Copyright 2005-2011, RIM Testing Services, a division of Research In Motion Limited

Maximum value of SAR (measured) = 0.546 mW/g

Configuration/Touch position -/Zoom Scan (5x5x7) 2 (5x5x7)/Cube 0:

Measurement grid: dx=7.5mm, dy=7.5mm, dz=5mm
Reference Value = 10.247 V/m; Power Drift = 0.07 dB
Peak SAR (extrapolated) = 0.866 W/kg
SAR(1 g) = 0.509 mW/g; SAR(10 g) = 0.334 mW/g

Info: Interpolated medium parameters used for SAR evaluation.
Maximum value of SAR (measured) = 0.545 mW/g

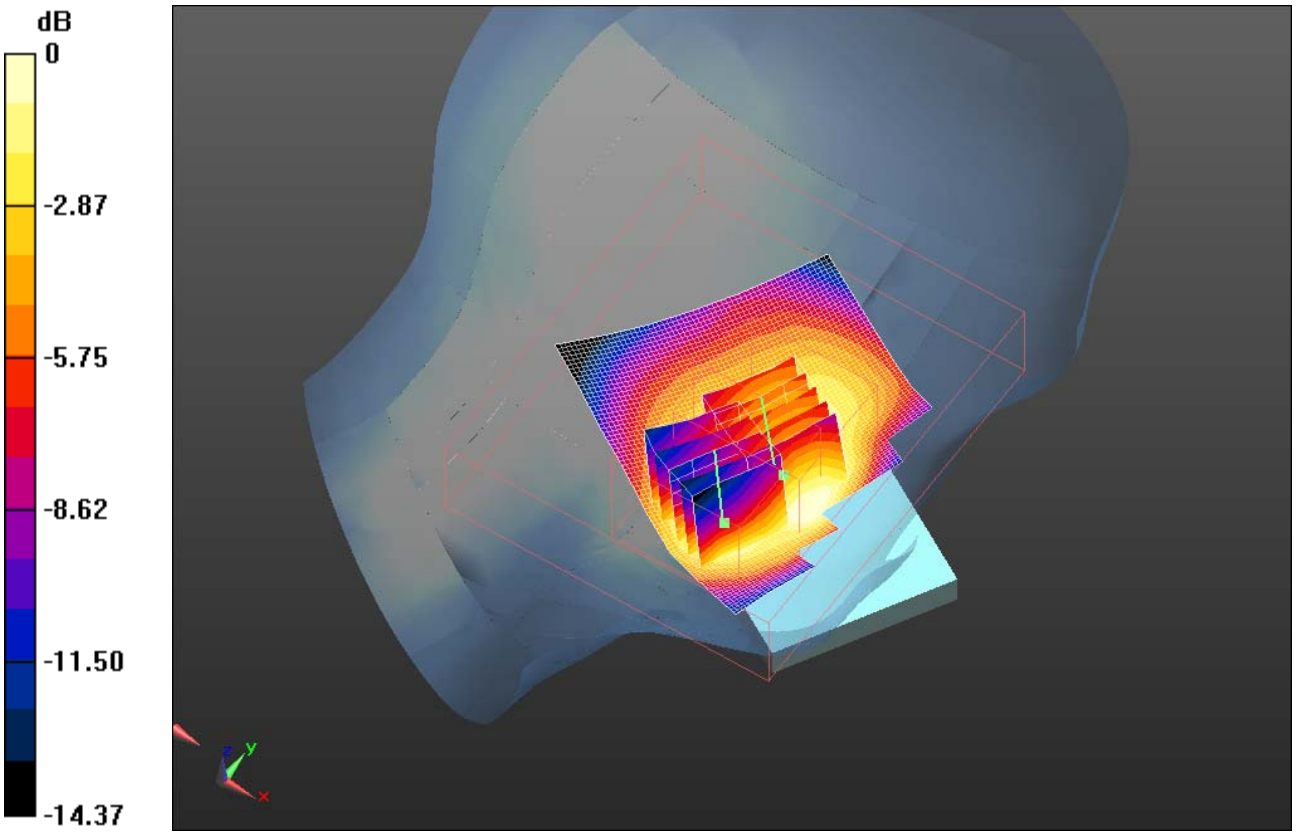

0 dB = 0.540mW/g

This report shall NOT be reproduced except in full without the written consent of RIM Testing Services
Copyright 2005-2011, RIM Testing Services, a division of Research In Motion Limited

Date/Time: 2/25/2011 8:58:23 PM, Date/Time: 2/25/2011 9:03:55 PM

Test Laboratory: RIM Testing Services

RightHandSide_EDGE1900_4_Slots_mid_chan_amb_temp_23.0_liq_temp_21.7C

DUT: BlackBerry Smartphone; Type: Sample ; Serial: 32D4BD0D

Communication System: EDGE 1900(4 slots); Communication System Band: Exported from older format (data unavailable - please correct).; Frequency: 1880 MHz;Communication System PAR: 3.222 dB
Medium parameters used: f = 1880 MHz; σ = 1.312 mho/m; ε_r = 38.485; ρ = 1000 kg/m^3
Phantom section: Right Section
Measurement Standard: DASY5 (IEEE/IEC/ANSI C63.19-2007)

DASY5 Configuration:

- Probe: ET3DV6 - SN1643; ConvF(4.99, 4.99, 4.99); Calibrated: 3/9/2010
  - Modulation Compensation: Not calibrated
- Sensor-Surface: 4mm (Mechanical Surface Detection)
- Electronics: DAE3 Sn472; Calibrated: 5/17/2010
- Phantom: SAM 1; Type: SAM 4.0; Serial: 1076
- Measurement SW: DASY52, Version 52.6 (2); SEMCAD X Version 14.4.4 (2829)

Configuration/Touch position - Mid/Area Scan (51x81x1): Measurement grid: dx=15mm, dy=15mm
Maximum value of SAR (interpolated) = 0.944 mW/g

Configuration/Touch position - Mid/Zoom Scan (5x5x7) (5x5x7)/Cube 0:
Measurement grid: dx=7.5mm, dy=7.5mm, dz=5mm
Reference Value = 10.118 V/m; Power Drift = 0.26 dB
Peak SAR (extrapolated) = 1.184 W/kg
SAR(1 g) = 0.895 mW/g; SAR(10 g) = 0.547 mW/g
Maximum value of SAR (measured) = 0.980 mW/g

This report shall NOT be reproduced except in full without the written consent of RIM Testing Services
Copyright 2005-2011, RIM Testing Services, a division of Research In Motion Limited

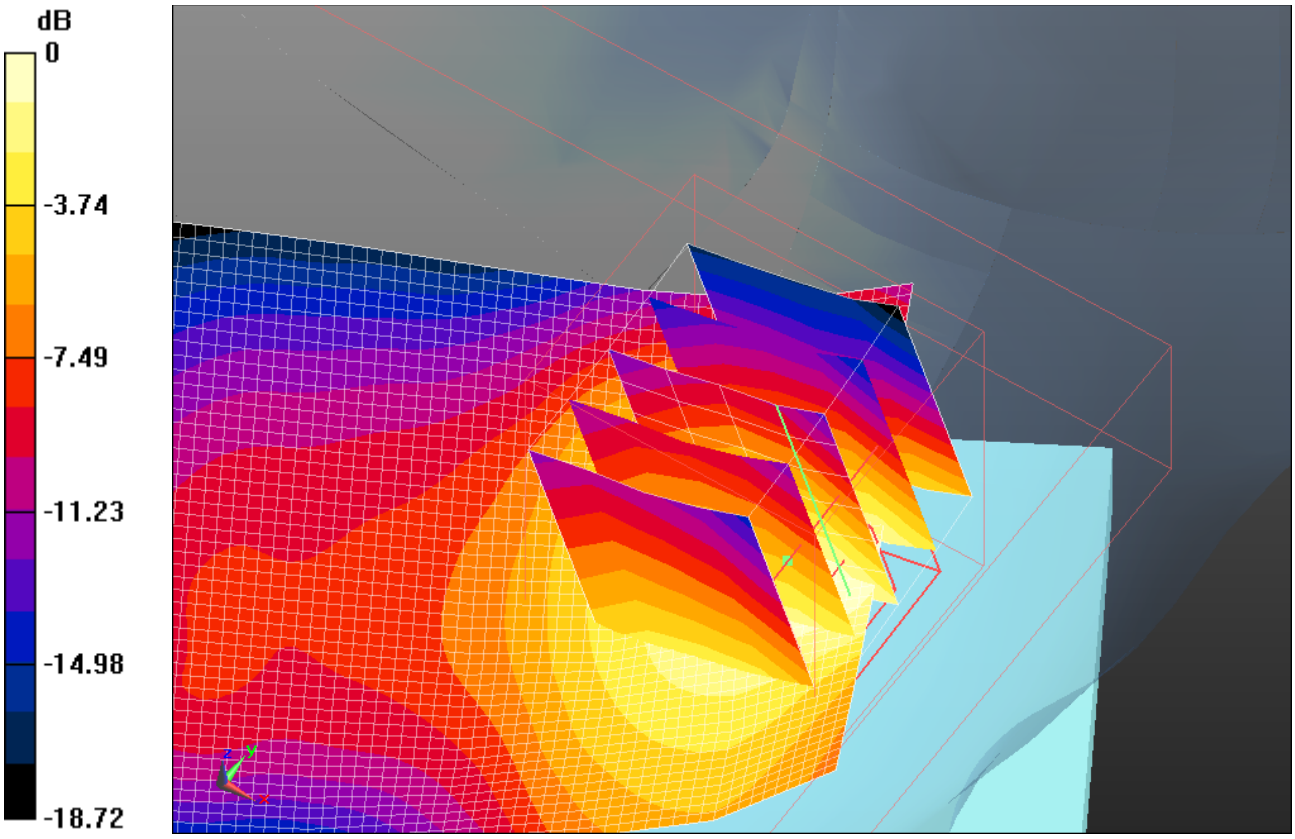

0 dB = 0.980mW/g

This report shall NOT be reproduced except in full without the written consent of RIM Testing Services
Copyright 2005-2011, RIM Testing Services, a division of Research In Motion Limited

Date/Time: 2/25/2011 8:37:07 PM, Date/Time: 2/25/2011 8:49:52 PM

Test Laboratory: RIM Testing Services

RightHandSide_EDGE1900_3_Slots_mid_chan_amb_temp_23.1_liq_temp_21.8C

DUT: BlackBerry Smartphone; Type: Sample ; Serial: 32D4BD0D

Communication System: EDGE 1900(3 slots); Communication System Band: Exported from older format (data unavailable - please correct).; Frequency: 1880 MHz;Communication System PAR: 4.472 dB
Medium parameters used: f = 1880 MHz; σ = 1.312 mho/m; ε_r = 38.485; ρ = 1000 kg/m^3
Phantom section: Right Section
Measurement Standard: DASY5 (IEEE/IEC/ANSI C63.19-2007)

DASY5 Configuration:

- Probe: ET3DV6 - SN1643; ConvF(4.99, 4.99, 4.99); Calibrated: 3/9/2010
  - Modulation Compensation: Not calibrated
- Sensor-Surface: 4mm (Mechanical Surface Detection)
- Electronics: DAE3 Sn472; Calibrated: 5/17/2010
- Phantom: SAM 1; Type: SAM 4.0; Serial: 1076
- Measurement SW: DASY52, Version 52.6 (2); SEMCAD X Version 14.4.4 (2829)

Configuration/Touch position - Mid/Area Scan (51x81x1): Measurement grid: dx=15mm, dy=15mm
Maximum value of SAR (interpolated) = 0.876 mW/g

Configuration/Touch position - Mid/Zoom Scan (5x5x7) (5x5x7)/Cube 0:
Measurement grid: dx=7.5mm, dy=7.5mm, dz=5mm
Reference Value = 9.726 V/m; Power Drift = -0.15 dB
Peak SAR (extrapolated) = 1.107 W/kg
SAR(1 g) = 0.853 mW/g; SAR(10 g) = 0.525 mW/g
Maximum value of SAR (measured) = 0.923 mW/g

This report shall NOT be reproduced except in full without the written consent of RIM Testing Services
Copyright 2005-2011, RIM Testing Services, a division of Research In Motion Limited



0 dB = 0.920mW/g

This report shall NOT be reproduced except in full without the written consent of RIM Testing Services
Copyright 2005-2011, RIM Testing Services, a division of Research In Motion Limited

Date/Time: 2/25/2011 5:32:53 PM, Date/Time: 2/25/2011 5:38:24 PM

Test Laboratory: RIM Testing Services

RightHandSide_EDGE1900_low_chan_amb_temp_23.0_liq_temp_21.7C

DUT: BlackBerry Smartphone; Type: Sample ; Serial: 32D4BD0D

Communication System: EDGE 1900; Communication System Band: Exported from older format (data unavailable - please correct).; Frequency: 1850.2 MHz;Communication System PAR: 6.232 dB
Medium parameters used (interpolated): f = 1850.2 MHz; σ = 1.282 mho/m; ε_r = 38.52; ρ = 1000 kg/m^3
Phantom section: Right Section
Measurement Standard: DASY5 (IEEE/IEC/ANSI C63.19-2007)

DASY5 Configuration:

- Probe: ET3DV6 - SN1643; ConvF(4.99, 4.99, 4.99); Calibrated: 3/9/2010
  - Modulation Compensation: Not calibrated
- Sensor-Surface: 4mm (Mechanical Surface Detection)
- Electronics: DAE3 Sn472; Calibrated: 5/17/2010
- Phantom: SAM 1; Type: SAM 4.0; Serial: 1076
- Measurement SW: DASY52, Version 52.6 (2); SEMCAD X Version 14.4.4 (2829)

Configuration/Touch position - Mid/Area Scan (51x81x1): Measurement grid: dx=15mm, dy=15mm

Info: Interpolated medium parameters used for SAR evaluation.
Maximum value of SAR (interpolated) = 1.063 mW/g

Configuration/Touch position - Mid/Zoom Scan (5x5x7) (5x5x7)/Cube 0:
Measurement grid: dx=7.5mm, dy=7.5mm, dz=5mm
Reference Value = 10.106 V/m; Power Drift = -0.07 dB
Peak SAR (extrapolated) = 1.370 W/kg
SAR(1 g) = 1.04 mW/g; SAR(10 g) = 0.633 mW/g

Info: Interpolated medium parameters used for SAR evaluation.
Maximum value of SAR (measured) = 1.136 mW/g

This report shall NOT be reproduced except in full without the written consent of RIM Testing Services
Copyright 2005-2011, RIM Testing Services, a division of Research In Motion Limited



0 dB = 1.140mW/g

This report shall NOT be reproduced except in full without the written consent of RIM Testing Services
Copyright 2005-2011, RIM Testing Services, a division of Research In Motion Limited

Date/Time: 2/25/2011 5:20:05 PM, Date/Time: 2/25/2011 5:25:37 PM

Test Laboratory: RIM Testing Services

RightHandSide_EDGE1900_mid_chan_amb_temp_23.1_liq_temp_21.8 C

DUT: BlackBerry Smartphone; Type: Sample ; Serial: 32D4BD0D

Communication System: EDGE 1900; Communication System Band: Exported from older format (data unavailable - please correct).; Frequency: 1880 MHz;Communication System PAR: 6.232 dB
Medium parameters used: f = 1880 MHz; σ = 1.312 mho/m; ε_r = 38.485; ρ = 1000 kg/m^3
Phantom section: Right Section
Measurement Standard: DASY5 (IEEE/IEC/ANSI C63.19-2007)

DASY5 Configuration:

- Probe: ET3DV6 - SN1643; ConvF(4.99, 4.99, 4.99); Calibrated: 3/9/2010
  - Modulation Compensation: Not calibrated
- Sensor-Surface: 4mm (Mechanical Surface Detection)
- Electronics: DAE3 Sn472; Calibrated: 5/17/2010
- Phantom: SAM 1; Type: SAM 4.0; Serial: 1076
- Measurement SW: DASY52, Version 52.6 (2); SEMCAD X Version 14.4.4 (2829)

Configuration/Touch position - Mid/Area Scan (51x81x1): Measurement grid: dx=15mm, dy=15mm
Maximum value of SAR (interpolated) = 1.248 mW/g

Configuration/Touch position - Mid/Zoom Scan (5x5x7) (5x5x7)/Cube 0:
Measurement grid: dx=7.5mm, dy=7.5mm, dz=5mm
Reference Value = 10.118 V/m; Power Drift = 0.19 dB
Peak SAR (extrapolated) = 1.458 W/kg
SAR(1 g) = 1.12 mW/g; SAR(10 g) = 0.690 mW/g
Maximum value of SAR (measured) = 1.206 mW/g

This report shall NOT be reproduced except in full without the written consent of RIM Testing Services
Copyright 2005-2011, RIM Testing Services, a division of Research In Motion Limited

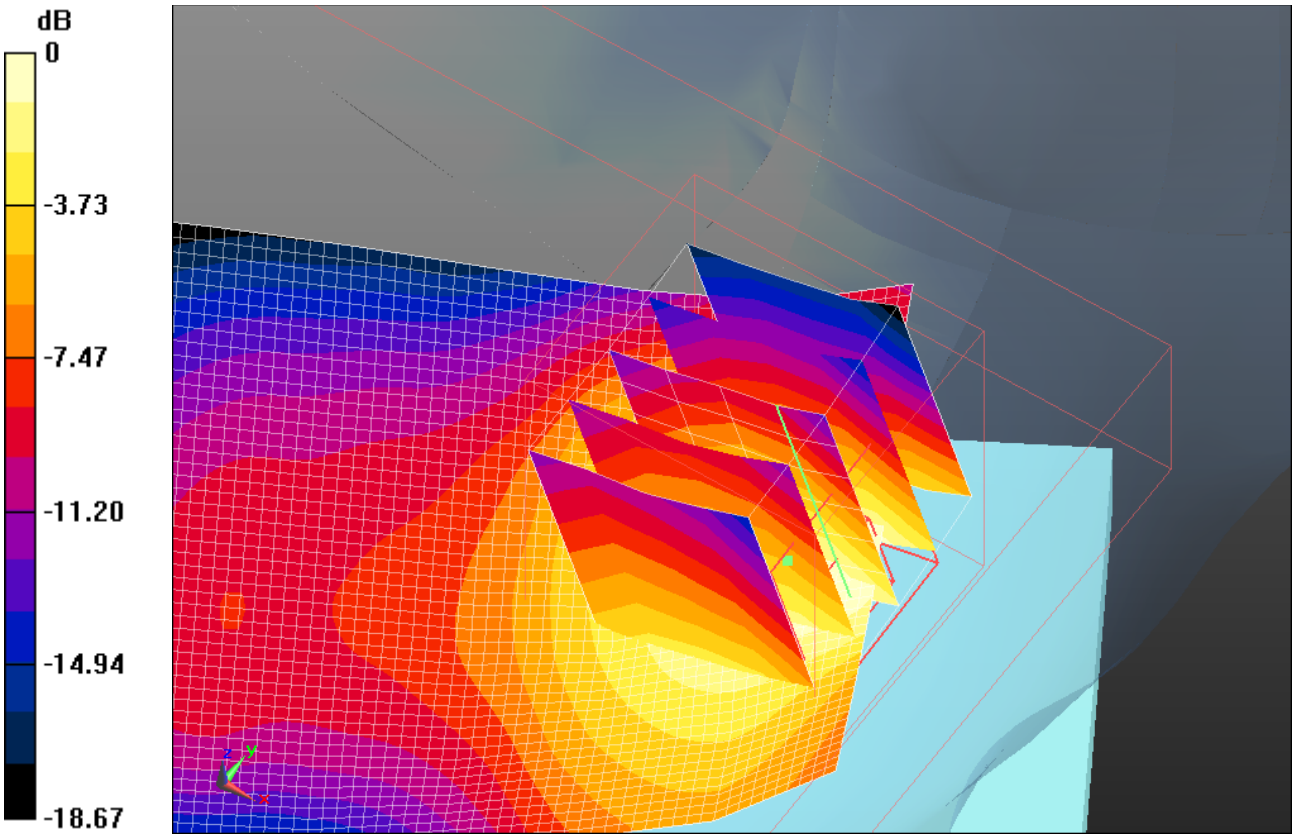

0 dB = 1.210mW/g

This report shall NOT be reproduced except in full without the written consent of RIM Testing Services
Copyright 2005-2011, RIM Testing Services, a division of Research In Motion Limited

Date/Time: 2/25/2011 5:49:13 PM, Date/Time: 2/25/2011 5:54:45 PM

Test Laboratory: RIM Testing Services

RightHandSide_EDGE1900_high_chan_amb_temp_23.2_liq_temp_21.9 C

DUT: BlackBerry Smartphone; Type: Sample ; Serial: 32D4BD0D

Communication System: EDGE 1900; Communication System Band: Exported from older format (data unavailable - please correct).; Frequency: 1909.8 MHz;Communication System PAR: 6.232 dB
Medium parameters used: f = 1910 MHz; σ = 1.344 mho/m; ε_r = 38.437; ρ = 1000 kg/m^3
Phantom section: Right Section
Measurement Standard: DASY5 (IEEE/IEC/ANSI C63.19-2007)

DASY5 Configuration:

- Probe: ET3DV6 - SN1643; ConvF(4.99, 4.99, 4.99); Calibrated: 3/9/2010
  - Modulation Compensation: Not calibrated
- Sensor-Surface: 4mm (Mechanical Surface Detection)
- Electronics: DAE3 Sn472; Calibrated: 5/17/2010
- Phantom: SAM 1; Type: SAM 4.0; Serial: 1076
- Measurement SW: DASY52, Version 52.6 (2); SEMCAD X Version 14.4.4 (2829)

Configuration/Touch position - Mid/Area Scan (51x81x1): Measurement grid: dx=15mm, dy=15mm
Maximum value of SAR (interpolated) = 1.149 mW/g

Configuration/Touch position - Mid/Zoom Scan (5x5x7) (5x5x7)/Cube 0:
Measurement grid: dx=7.5mm, dy=7.5mm, dz=5mm
Reference Value = 10.496 V/m; Power Drift = 0.12 dB
Peak SAR (extrapolated) = 1.408 W/kg
SAR(1 g) = 1.08 mW/g; SAR(10 g) = 0.678 mW/g
Maximum value of SAR (measured) = 1.185 mW/g

This report shall NOT be reproduced except in full without the written consent of RIM Testing Services
Copyright 2005-2011, RIM Testing Services, a division of Research In Motion Limited



0 dB = 1.180mW/g

This report shall NOT be reproduced except in full without the written consent of RIM Testing Services
Copyright 2005-2011, RIM Testing Services, a division of Research In Motion Limited

Date/Time: 2/25/2011 6:03:59 PM, Date/Time: 2/25/2011 6:09:28 PM

Test Laboratory: RIM Testing Services

RightHandSide_Tilt_EDGE1900_mid_chan_amb_temp_23.2_liq_temp_21.9C

DUT: BlackBerry Smartphone; Type: Sample ; Serial: 32D4BD0D

Communication System: EDGE 1900; Communication System Band: Exported from older format (data unavailable - please correct).; Frequency: 1880 MHz;Communication System PAR: 6.232 dB
Medium parameters used: f = 1880 MHz; σ = 1.312 mho/m; ε_r = 38.485; ρ = 1000 kg/m^3
Phantom section: Right Section
Measurement Standard: DASY5 (IEEE/IEC/ANSI C63.19-2007)

DASY5 Configuration:

- Probe: ET3DV6 - SN1643; ConvF(4.99, 4.99, 4.99); Calibrated: 3/9/2010
  - Modulation Compensation: Not calibrated
- Sensor-Surface: 4mm (Mechanical Surface Detection)
- Electronics: DAE3 Sn472; Calibrated: 5/17/2010
- Phantom: SAM 1; Type: SAM 4.0; Serial: 1076
- Measurement SW: DASY52, Version 52.6 (2); SEMCAD X Version 14.4.4 (2829)

Configuration/Touch position -/Area Scan (51x81x1): Measurement grid: dx=15mm, dy=15mm
Maximum value of SAR (interpolated) = 0.400 mW/g

Configuration/Touch position -/Zoom Scan (5x5x7) (7x7x7)/Cube 0:
Measurement grid: dx=5mm, dy=5mm, dz=5mm
Reference Value = 17.427 V/m; Power Drift = -0.06 dB
Peak SAR (extrapolated) = 0.459 W/kg
SAR(1 g) = 0.348 mW/g; SAR(10 g) = 0.232 mW/g
Maximum value of SAR (measured) = 0.378 mW/g

This report shall NOT be reproduced except in full without the written consent of RIM Testing Services
Copyright 2005-2011, RIM Testing Services, a division of Research In Motion Limited

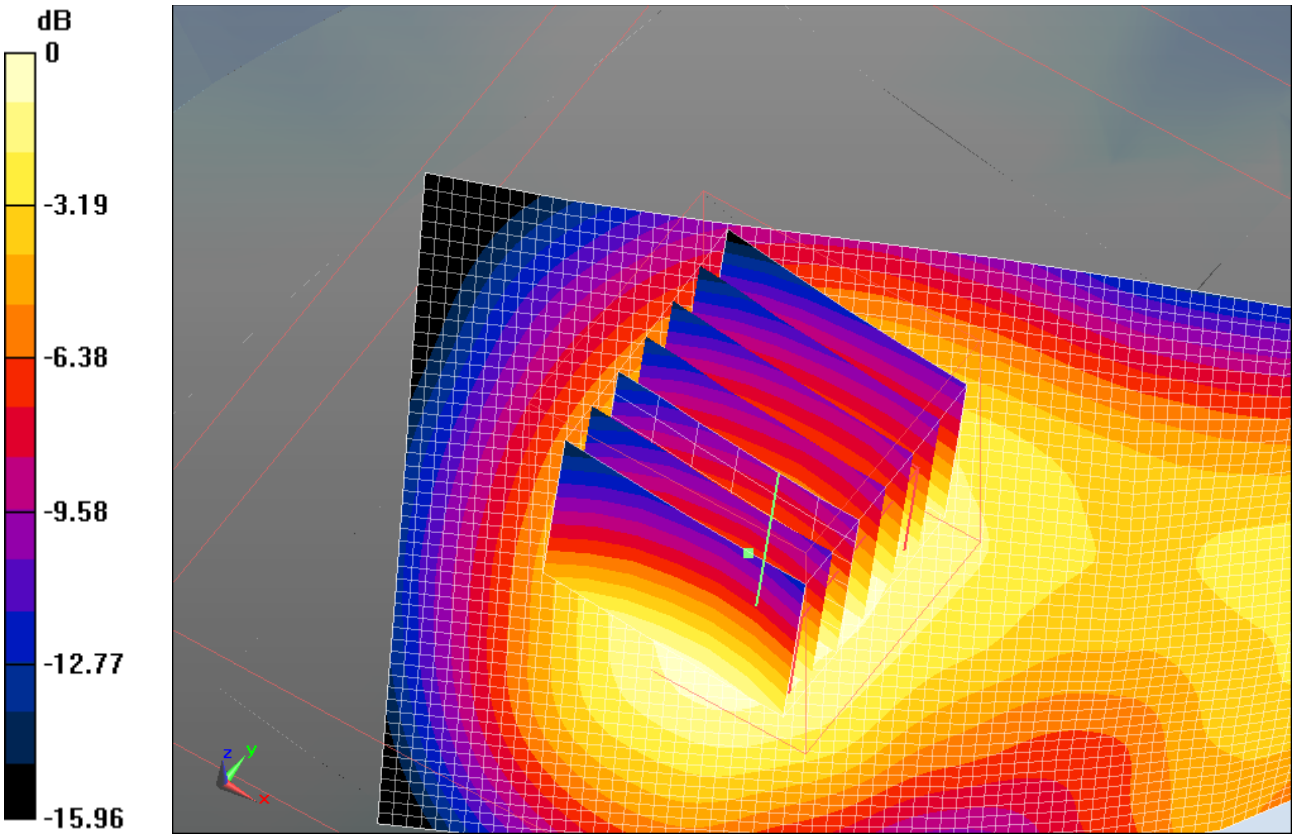

0 dB = 0.380mW/g

This report shall NOT be reproduced except in full without the written consent of RIM Testing Services
Copyright 2005-2011, RIM Testing Services, a division of Research In Motion Limited

Date/Time: 2/25/2011 9:32:46 PM, Date/Time: 2/25/2011 9:38:31 PM

Test Laboratory: RIM Testing Services

LeftHandSide_EDGE1900_low_chan_amb_temp_23.2_liq_temp_21.9C

DUT: BlackBerry Smartphone; Type: Sample ; Serial: 32D4BD0D

Communication System: EDGE 1900; Communication System Band: Exported from older format (data unavailable - please correct).; Frequency: 1880 MHz;Communication System PAR: 6.232 dB
Medium parameters used: f = 1880 MHz; σ = 1.312 mho/m; ε_r = 38.485; ρ = 1000 kg/m^3
Phantom section: Left Section
Measurement Standard: DASY5 (IEEE/IEC/ANSI C63.19-2007)

DASY5 Configuration:

- Probe: ET3DV6 - SN1643; ConvF(4.99, 4.99, 4.99); Calibrated: 3/9/2010
  - Modulation Compensation: Not calibrated
- Sensor-Surface: 4mm (Mechanical Surface Detection)
- Electronics: DAE3 Sn472; Calibrated: 5/17/2010
- Phantom: SAM 1; Type: SAM 4.0; Serial: 1076
- Measurement SW: DASY52, Version 52.6 (2); SEMCAD X Version 14.4.4 (2829)

Configuration/Touch position -/Area Scan (61x81x1): Measurement grid: dx=15mm, dy=15mm
Maximum value of SAR (interpolated) = 0.930 mW/g

Configuration/Touch position -/Zoom Scan (5x5x7) (7x7x7)/Cube 0:
Measurement grid: dx=5mm, dy=5mm, dz=5mm
Reference Value = 8.059 V/m; Power Drift = 0.12 dB
Peak SAR (extrapolated) = 1.454 W/kg
SAR(1 g) = 0.854 mW/g; SAR(10 g) = 0.477 mW/g
Maximum value of SAR (measured) = 0.966 mW/g

This report shall NOT be reproduced except in full without the written consent of RIM Testing Services
Copyright 2005-2011, RIM Testing Services, a division of Research In Motion Limited

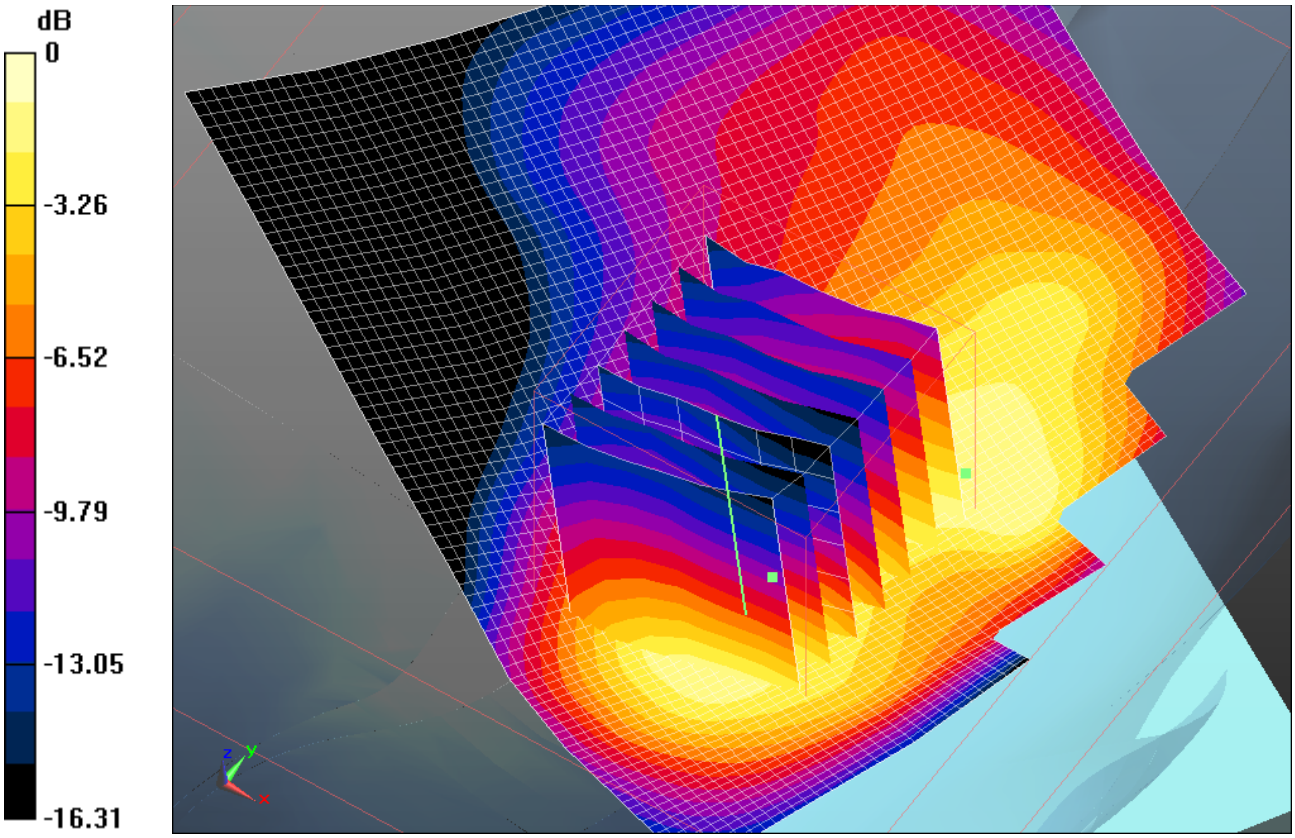

0 dB = 0.970mW/g

This report shall NOT be reproduced except in full without the written consent of RIM Testing Services
Copyright 2005-2011, RIM Testing Services, a division of Research In Motion Limited

Date/Time: 2/25/2011 8:20:26 PM, Date/Time: 2/25/2011 8:26:29 PM

Test Laboratory: RIM Testing Services

LeftHandSide_EDGE1900_mid_chan_amb_temp_23.0_liq_temp_21.7C

DUT: BlackBerry Smartphone; Type: Sample ; Serial: 32D4BD0D

Communication System: EDGE 1900; Communication System Band: Exported from older format (data unavailable - please correct).; Frequency: 1880 MHz;Communication System PAR: 6.232 dB
Medium parameters used: f = 1880 MHz; σ = 1.312 mho/m; ε_r = 38.485; ρ = 1000 kg/m^3
Phantom section: Left Section
Measurement Standard: DASY5 (IEEE/IEC/ANSI C63.19-2007)

DASY5 Configuration:

- Probe: ET3DV6 - SN1643; ConvF(4.99, 4.99, 4.99); Calibrated: 3/9/2010
  - Modulation Compensation: Not calibrated
- Sensor-Surface: 4mm (Mechanical Surface Detection)
- Electronics: DAE3 Sn472; Calibrated: 5/17/2010
- Phantom: SAM 1; Type: SAM 4.0; Serial: 1076
- Measurement SW: DASY52, Version 52.6 (2); SEMCAD X Version 14.4.4 (2829)

Configuration/Touch position -/Area Scan (61x81x1): Measurement grid: dx=15mm, dy=15mm
Maximum value of SAR (interpolated) = 1.025 mW/g

Configuration/Touch position -/Zoom Scan (5x5x7) (5x5x7)/Cube 0:
Measurement grid: dx=7.5mm, dy=7.5mm, dz=5mm
Reference Value = 8.547 V/m; Power Drift = 0.09 dB
Peak SAR (extrapolated) = 1.543 W/kg
SAR(1 g) = 0.907 mW/g; SAR(10 g) = 0.491 mW/g
Maximum value of SAR (measured) = 0.998 mW/g

This report shall NOT be reproduced except in full without the written consent of RIM Testing Services
Copyright 2005-2011, RIM Testing Services, a division of Research In Motion Limited

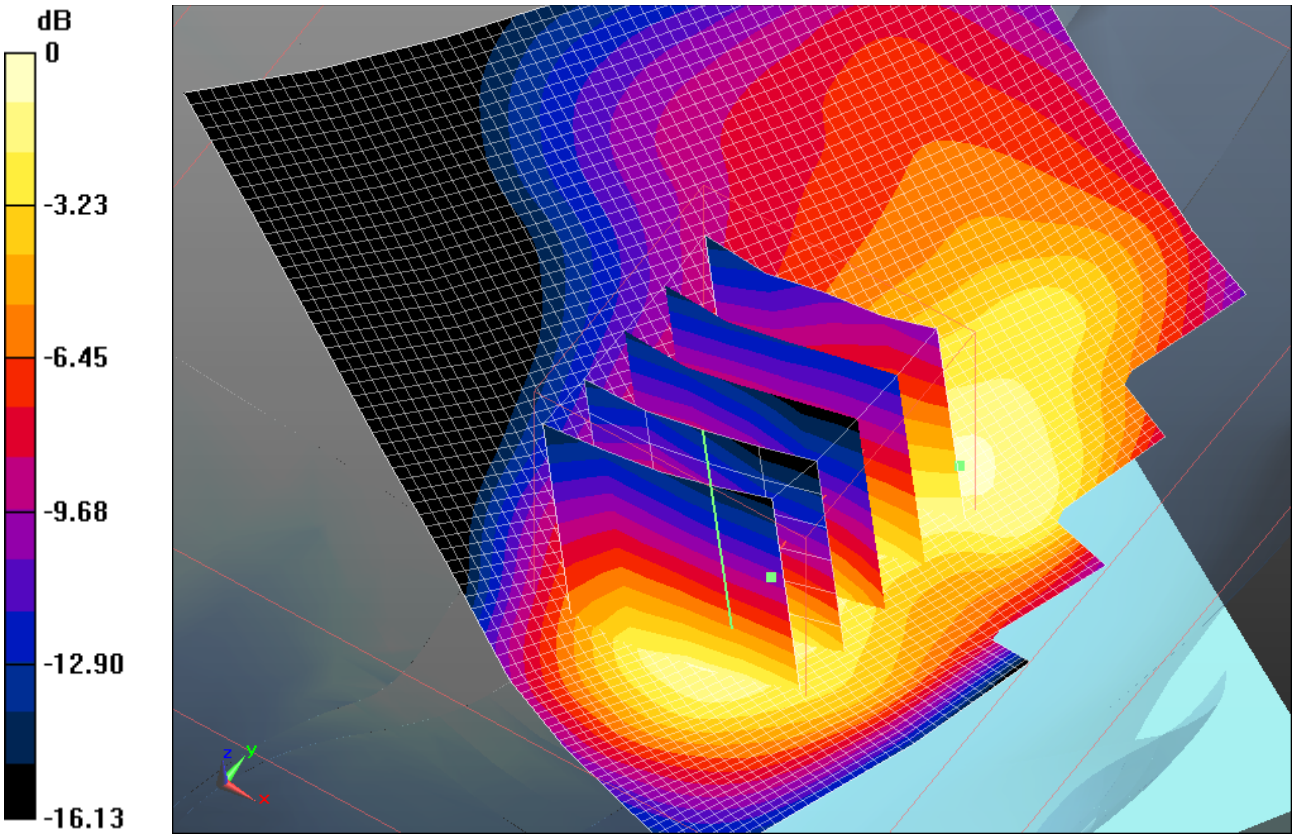

0 dB = 1.000mW/g

This report shall NOT be reproduced except in full without the written consent of RIM Testing Services
Copyright 2005-2011, RIM Testing Services, a division of Research In Motion Limited

Date/Time: 2/25/2011 9:51:42 PM, Date/Time: 2/25/2011 9:57:27 PM

Test Laboratory: RIM Testing Services

LeftHandSide_EDGE1900_high_chan_amb_temp_23.2_liq_temp_21.9C

DUT: BlackBerry Smartphone; Type: Sample ; Serial: 32D4BD0D

Communication System: EDGE 1900; Communication System Band: Exported from older format (data unavailable - please correct).; Frequency: 1909.8 MHz;Communication System PAR: 6.232 dB
Medium parameters used: f = 1910 MHz; σ = 1.344 mho/m; ε_r = 38.437; ρ = 1000 kg/m^3
Phantom section: Left Section
Measurement Standard: DASY5 (IEEE/IEC/ANSI C63.19-2007)

DASY5 Configuration:

- Probe: ET3DV6 - SN1643; ConvF(4.99, 4.99, 4.99); Calibrated: 3/9/2010
  - Modulation Compensation: Not calibrated
- Sensor-Surface: 4mm (Mechanical Surface Detection)
- Electronics: DAE3 Sn472; Calibrated: 5/17/2010
- Phantom: SAM 1; Type: SAM 4.0; Serial: 1076
- Measurement SW: DASY52, Version 52.6 (2); SEMCAD X Version 14.4.4 (2829)

Configuration/Touch position -/Area Scan (61x81x1): Measurement grid: dx=15mm, dy=15mm
Maximum value of SAR (interpolated) = 0.873 mW/g

Configuration/Touch position -/Zoom Scan (5x5x7) (5x5x7)/Cube 0:
Measurement grid: dx=7.5mm, dy=7.5mm, dz=5mm
Reference Value = 8.184 V/m; Power Drift = -0.11 dB
Peak SAR (extrapolated) = 1.394 W/kg
SAR(1 g) = 0.816 mW/g; SAR(10 g) = 0.446 mW/g
Maximum value of SAR (measured) = 0.925 mW/g

This report shall NOT be reproduced except in full without the written consent of RIM Testing Services
Copyright 2005-2011, RIM Testing Services, a division of Research In Motion Limited

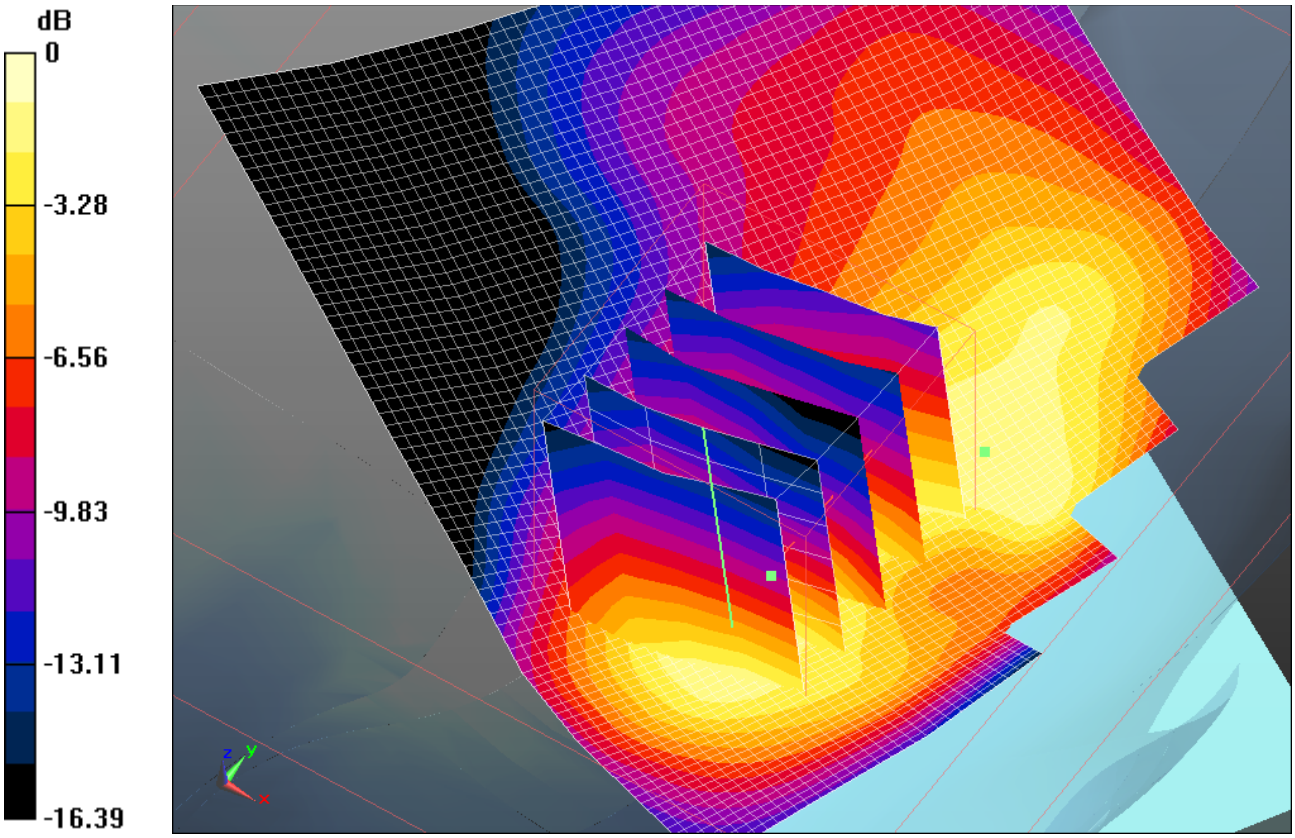

0 dB = 0.930mW/g

This report shall NOT be reproduced except in full without the written consent of RIM Testing Services
Copyright 2005-2011, RIM Testing Services, a division of Research In Motion Limited

Date/Time: 2/25/2011 10:07:27 PM, Date/Time: 2/25/2011 10:29:08 PM

Test Laboratory: RIM Testing Services

LeftHandSide_Tilt_EDGE1900_mid_chan_amb_temp_23.1_liq_temp_21.8C

DUT: BlackBerry Smartphone; Type: Sample ; Serial: 32D4BD0D

Communication System: EDGE 1900; Communication System Band: Exported from older format (data unavailable - please correct).; Frequency: 1880 MHz;Communication System PAR: 6.232 dB
Medium parameters used: f = 1880 MHz; σ = 1.312 mho/m; ε_r = 38.485; ρ = 1000 kg/m^3
Phantom section: Left Section
Measurement Standard: DASY5 (IEEE/IEC/ANSI C63.19-2007)

DASY5 Configuration:

- Probe: ET3DV6 - SN1643; ConvF(4.99, 4.99, 4.99); Calibrated: 3/9/2010
  - Modulation Compensation: Not calibrated
- Sensor-Surface: 4mm (Mechanical Surface Detection)
- Electronics: DAE3 Sn472; Calibrated: 5/17/2010
- Phantom: SAM 1; Type: SAM 4.0; Serial: 1076
- Measurement SW: DASY52, Version 52.6 (2); SEMCAD X Version 14.4.4 (2829)

Configuration/Touch position -/Area Scan (61x81x1): Measurement grid: dx=15mm, dy=15mm
Maximum value of SAR (interpolated) = 0.674 mW/g

Configuration/Touch position -/Zoom Scan (5x5x7) (5x5x7)/Cube 0:
Measurement grid: dx=7.5mm, dy=7.5mm, dz=5mm
Reference Value = 15.641 V/m; Power Drift = 0.11 dB
Peak SAR (extrapolated) = 0.736 W/kg
SAR(1 g) = 0.530 mW/g; SAR(10 g) = 0.336 mW/g
Maximum value of SAR (measured) = 0.559 mW/g

This report shall NOT be reproduced except in full without the written consent of RIM Testing Services
Copyright 2005-2011, RIM Testing Services, a division of Research In Motion Limited

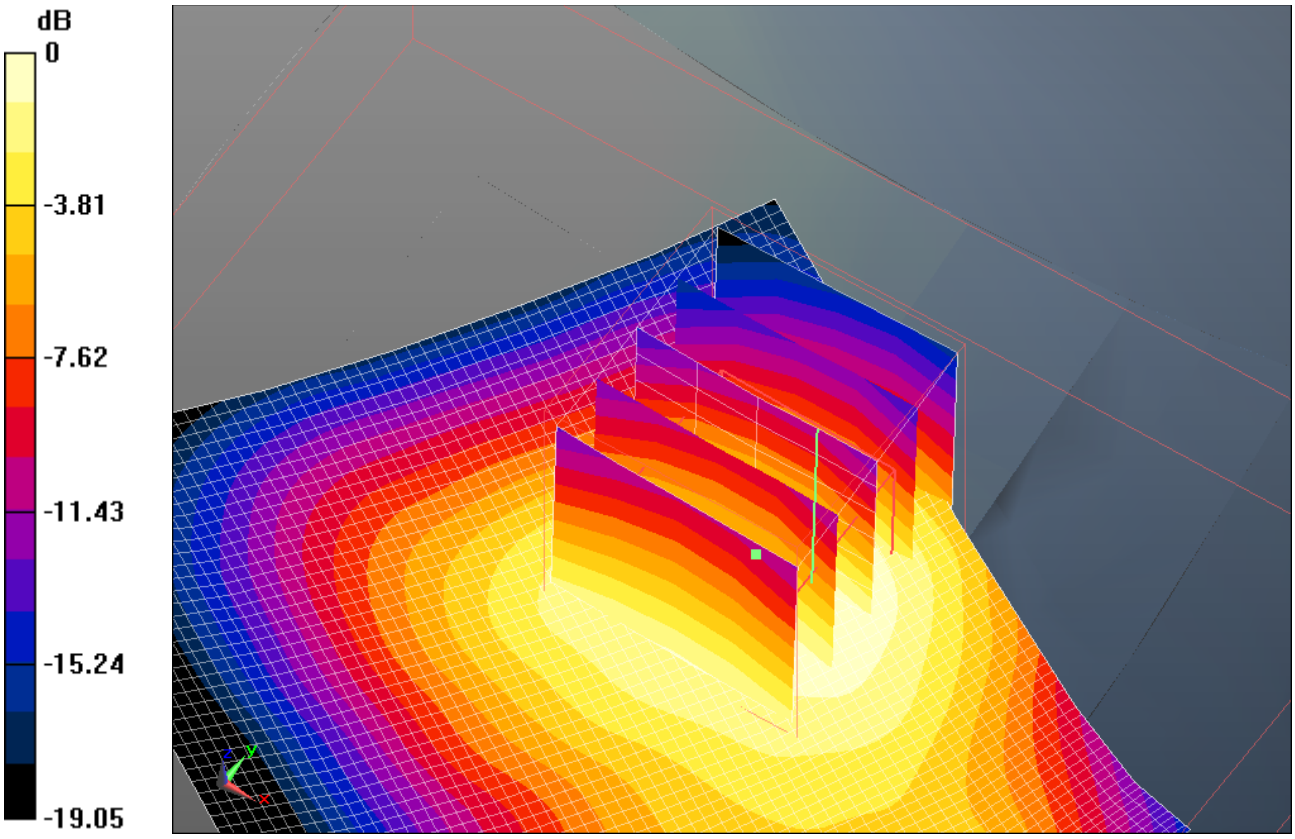

0 dB = 0.560mW/g

This report shall NOT be reproduced except in full without the written consent of RIM Testing Services
Copyright 2005-2011, RIM Testing Services, a division of Research In Motion Limited

Date/Time: 4/19/2011 6:58:17 PM, Date/Time: 4/19/2011 7:03:36 PM

Test Laboratory: RIM Testing Services

RightHandSide_EDGE1900_mid_chan_amb_temp_23.5_liq_temp_22.3 C

DUT: BlackBerry Smartphone; Type: Sample ; Serial: 32E46EDD

Communication System: EDGE 1900; Communication System Band: Exported from older format (data unavailable - please correct).; Frequency: 1880 MHz;Communication System PAR: 6.232 dB
Medium parameters used: f = 1880 MHz; σ = 1.344 mho/m; ε_r = 38.254; ρ = 1000 kg/m^3
Phantom section: Right Section
Measurement Standard: DASY5 (IEEE/IEC/ANSI C63.19-2007)

DASY5 Configuration:

- Probe: ES3DV3 - SN3225; ConvF(5.26, 5.26, 5.26); Calibrated: 1/13/2011
  - Modulation Compensation: Not calibrated
- Sensor-Surface: 4mm (Mechanical Surface Detection)
- Electronics: DAE3 Sn473; Calibrated: 1/21/2011
- Phantom: SAM 1; Type: SAM 4.0; Serial: 1076
- Measurement SW: DASY52, Version 52.6 (2); SEMCAD X Version 14.4.4 (2829)

Configuration/Touch position -/Area Scan (51x81x1): Measurement grid: dx=15mm, dy=15mm
Maximum value of SAR (interpolated) = 0.892 mW/g

Configuration/Touch position -/Zoom Scan (5x5x7) (5x5x7)/Cube 0:
Measurement grid: dx=7.5mm, dy=7.5mm, dz=5mm
Reference Value = 9.439 V/m; Power Drift = 0.19 dB
Peak SAR (extrapolated) = 1.058 W/kg
SAR(1 g) = 0.767 mW/g; SAR(10 g) = 0.487 mW/g
Maximum value of SAR (measured) = 0.836 mW/g

This report shall NOT be reproduced except in full without the written consent of RIM Testing Services
Copyright 2005-2011, RIM Testing Services, a division of Research In Motion Limited

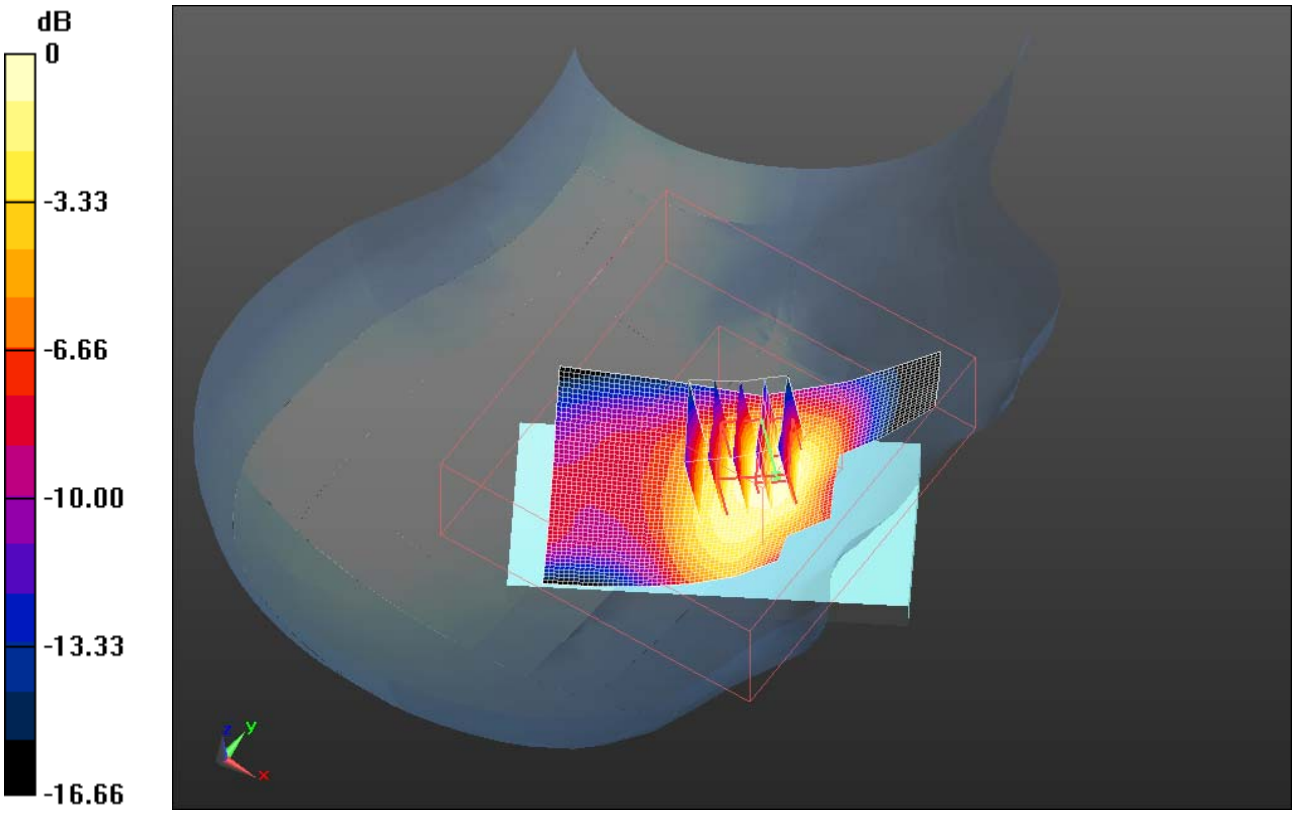

0 dB = 0.840mW/g

This report shall NOT be reproduced except in full without the written consent of RIM Testing Services
Copyright 2005-2011, RIM Testing Services, a division of Research In Motion Limited

Date/Time: 4/19/2011 7:14:34 PM, Date/Time: 4/19/2011 7:19:33 PM

Test Laboratory: RIM Testing Services

LeftHandSide_EDGE1900_mid_chan_amb_temp_23.2_liq_temp_22.1C

DUT: BlackBerry Smartphone; Type: Sample ; Serial: 32E46EDD

Communication System: EDGE 1900; Communication System Band: Exported from older format (data unavailable - please correct).; Frequency: 1880 MHz;Communication System PAR: 6.232 dB
Medium parameters used: f = 1880 MHz; σ = 1.344 mho/m; ε_r = 38.254; ρ = 1000 kg/m^3
Phantom section: Left Section
Measurement Standard: DASY5 (IEEE/IEC/ANSI C63.19-2007)

DASY5 Configuration:

- Probe: ES3DV3 - SN3225; ConvF(5.26, 5.26, 5.26); Calibrated: 1/13/2011
  - Modulation Compensation: Not calibrated
- Sensor-Surface: 4mm (Mechanical Surface Detection)
- Electronics: DAE3 Sn473; Calibrated: 1/21/2011
- Phantom: SAM 1; Type: SAM 4.0; Serial: 1076
- Measurement SW: DASY52, Version 52.6 (2); SEMCAD X Version 14.4.4 (2829)

Configuration/Touch position -/Area Scan (51x81x1): Measurement grid: dx=15mm, dy=15mm
Maximum value of SAR (interpolated) = 0.774 mW/g

Configuration/Touch position -/Zoom Scan (5x5x7) (6x6x7)/Cube 0:
Measurement grid: dx=7.5mm, dy=7.5mm, dz=5mm
Reference Value = 8.089 V/m; Power Drift = -0.14 dB
Peak SAR (extrapolated) = 1.180 W/kg
SAR(1 g) = 0.664 mW/g; SAR(10 g) = 0.368 mW/g
Maximum value of SAR (measured) = 0.740 mW/g

This report shall NOT be reproduced except in full without the written consent of RIM Testing Services
Copyright 2005-2011, RIM Testing Services, a division of Research In Motion Limited

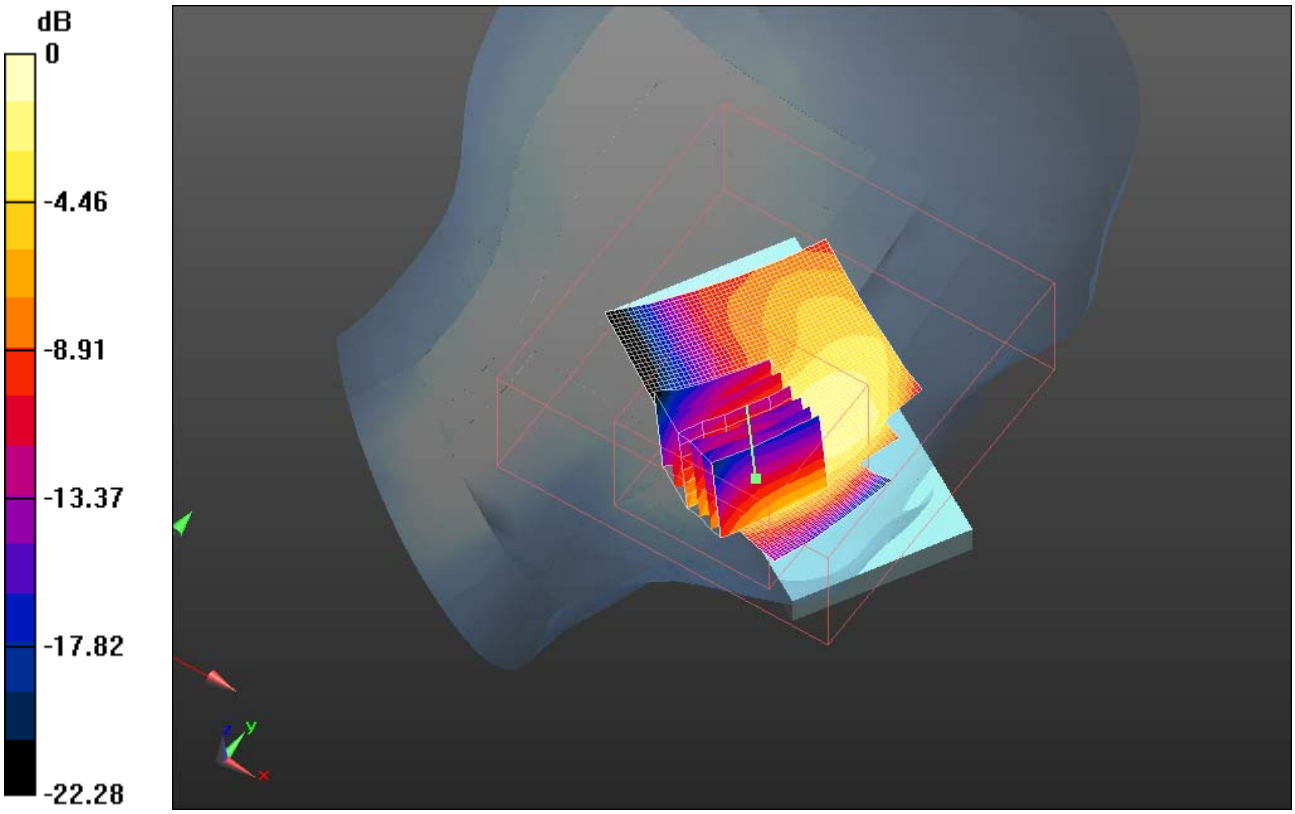

0 dB = 0.740mW/g

This report shall NOT be reproduced except in full without the written consent of RIM Testing Services
Copyright 2005-2011, RIM Testing Services, a division of Research In Motion Limited

Date/Time: 3/3/2011 5:55:46 PM, Date/Time: 3/3/2011 6:01:20 PM

Test Laboratory: RIM Testing Services

RightHandSide_802.11b_mid_chan_amb_temp_23.4_liq_temp_21.8C

DUT: BlackBerry Smartphone; Type: Sample ; Serial: 32D4BD0D

Communication System: 802.11 b (2450); Communication System Band: Exported from older format (data unavailable - please correct).; Frequency: 2437 MHz;Communication System PAR: 0 dB
Medium parameters used (interpolated): f = 2437 MHz; σ = 1.838 mho/m; ε_r = 37.577; ρ = 1000 kg/m^3
Phantom section: Right Section
Measurement Standard: DASY5 (IEEE/IEC/ANSI C63.19-2007)

DASY5 Configuration:

- Probe: ES3DV3 - SN3225; ConvF(4.6, 4.6, 4.6); Calibrated: 1/13/2011
  - Modulation Compensation: Not calibrated
- Sensor-Surface: 4mm (Mechanical Surface Detection)
- Electronics: DAE4 Sn881; Calibrated: 4/19/2010
- Phantom: SAM 1; Type: SAM 4.0; Serial: 1076
- Measurement SW: DASY52, Version 52.6 (2); SEMCAD X Version 14.4.4 (2829)

Configuration/Touch position - Mid/Area Scan (51x81x1): Measurement grid: dx=15mm, dy=15mm

Info: Interpolated medium parameters used for SAR evaluation.
Maximum value of SAR (interpolated) = 0.239 mW/g

Configuration/Touch position - Mid/Zoom Scan (5x5x7) (5x5x7)/Cube 0:
Measurement grid: dx=7.5mm, dy=7.5mm, dz=5mm
Reference Value = 7.849 V/m; Power Drift = 0.04 dB
Peak SAR (extrapolated) = 0.412 W/kg
SAR(1 g) = 0.210 mW/g; SAR(10 g) = 0.111 mW/g

Info: Interpolated medium parameters used for SAR evaluation.
Maximum value of SAR (measured) = 0.231 mW/g

This report shall NOT be reproduced except in full without the written consent of RIM Testing Services
Copyright 2005-2011, RIM Testing Services, a division of Research In Motion Limited

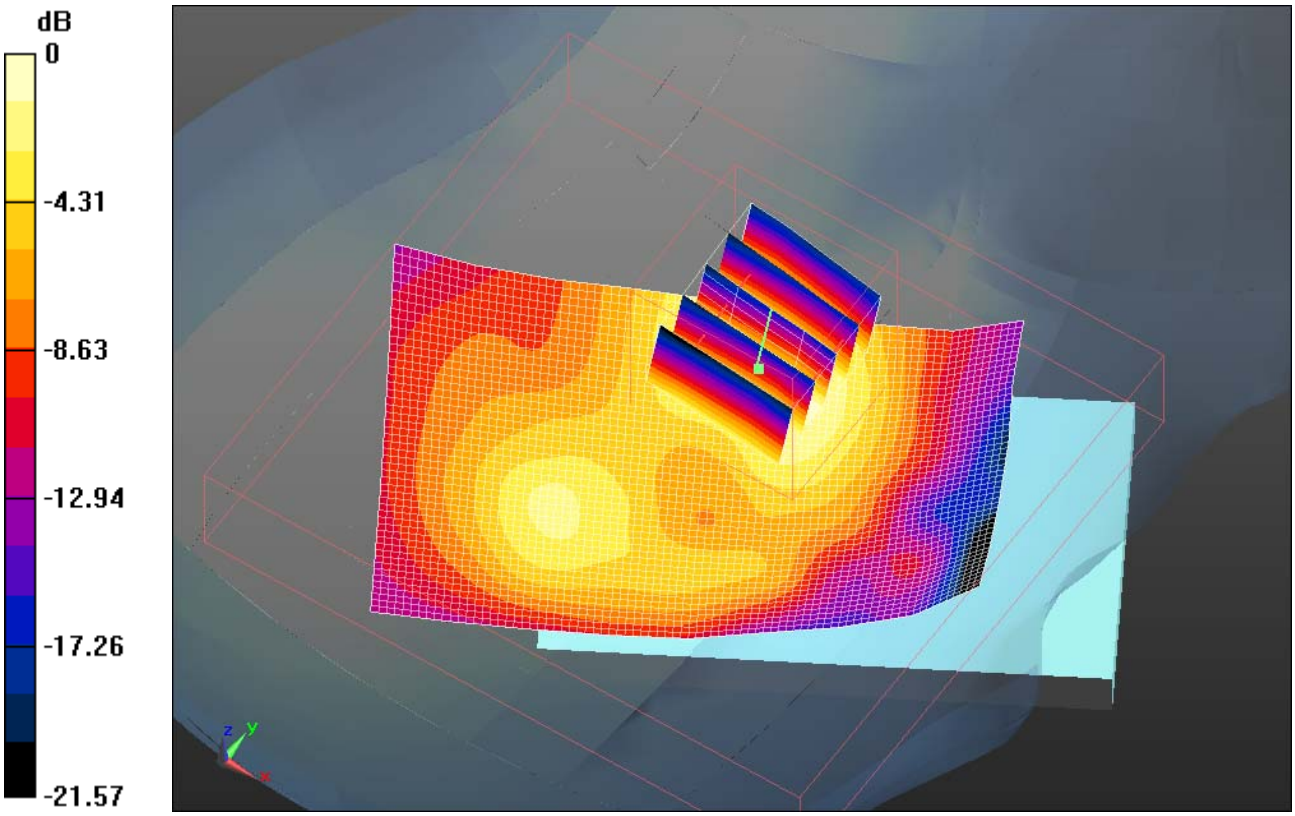

0 dB = 0.230mW/g

This report shall NOT be reproduced except in full without the written consent of RIM Testing Services
Copyright 2005-2011, RIM Testing Services, a division of Research In Motion Limited

Date/Time: 3/3/2011 6:12:53 PM, Date/Time: 3/3/2011 6:22:49 PM

Test Laboratory: RIM Testing Services

RightHandSide_Tilt_802.11b_mid_chan_amb_temp_23.3_liq_temp_21.8 C

DUT: BlackBerry Smartphone; Type: Sample ; Serial: 32D4BD0D

Communication System: 802.11 b (2450); Communication System Band: Exported from older format (data unavailable - please correct).; Frequency: 2437 MHz;Communication System PAR: 0 dB
Medium parameters used (interpolated): f = 2437 MHz; σ = 1.838 mho/m; ε_r = 37.577; ρ = 1000 kg/m^3
Phantom section: Right Section
Measurement Standard: DASY5 (IEEE/IEC/ANSI C63.19-2007)

DASY5 Configuration:

- Probe: ES3DV3 - SN3225; ConvF(4.6, 4.6, 4.6); Calibrated: 1/13/2011
  - Modulation Compensation: Not calibrated
- Sensor-Surface: 4mm (Mechanical Surface Detection)
- Electronics: DAE4 Sn881; Calibrated: 4/19/2010
- Phantom: SAM 1; Type: SAM 4.0; Serial: 1076
- Measurement SW: DASY52, Version 52.6 (2); SEMCAD X Version 14.4.4 (2829)

Configuration/Touch position -/Area Scan (51x81x1): Measurement grid: dx=15mm, dy=15mm

Info: Interpolated medium parameters used for SAR evaluation.
Maximum value of SAR (interpolated) = 0.194 mW/g

Configuration/Touch position -/Zoom Scan (5x5x7) (5x5x7)/Cube 0:
Measurement grid: dx=7.5mm, dy=7.5mm, dz=5mm
Reference Value = 9.244 V/m; Power Drift = -0.07 dB
Peak SAR (extrapolated) = 0.347 W/kg
SAR(1 g) = 0.179 mW/g; SAR(10 g) = 0.089 mW/g

This report shall NOT be reproduced except in full without the written consent of RIM Testing Services
Copyright 2005-2011, RIM Testing Services, a division of Research In Motion Limited

Info: Interpolated medium parameters used for SAR evaluation.
Maximum value of SAR (measured) = 0.202 mW/g



0 dB = 0.200mW/g

This report shall NOT be reproduced except in full without the written consent of RIM Testing Services
Copyright 2005-2011, RIM Testing Services, a division of Research In Motion Limited

Date/Time: 3/3/2011 6:34:16 PM, Date/Time: 3/3/2011 6:40:04 PM

Test Laboratory: RIM Testing Services

LeftHandSide_802.11b_mid_chan_amb_temp_23.3_liq_temp_21.7C

DUT: BlackBerry Smartphone; Type: Sample ; Serial: 32D4BD0D

Communication System: 802.11 b (2450); Communication System Band: Exported from older format (data unavailable - please correct).; Frequency: 2437 MHz;Communication System PAR: 0 dB
Medium parameters used (interpolated): f = 2437 MHz; σ = 1.838 mho/m; ε_r = 37.577; ρ = 1000 kg/m^3
Phantom section: Left Section
Measurement Standard: DASY5 (IEEE/IEC/ANSI C63.19-2007)

DASY5 Configuration:

- Probe: ES3DV3 - SN3225; ConvF(4.6, 4.6, 4.6); Calibrated: 1/13/2011
  - Modulation Compensation: Not calibrated
- Sensor-Surface: 4mm (Mechanical Surface Detection)
- Electronics: DAE4 Sn881; Calibrated: 4/19/2010
- Phantom: SAM 1; Type: SAM 4.0; Serial: 1076
- Measurement SW: DASY52, Version 52.6 (2); SEMCAD X Version 14.4.4 (2829)

Configuration/Touch position -/Area Scan (61x81x1): Measurement grid: dx=15mm, dy=15mm

Info: Interpolated medium parameters used for SAR evaluation.
Maximum value of SAR (interpolated) = 0.535 mW/g

Configuration/Touch position -/Zoom Scan (5x5x7) (7x7x7)/Cube 0:
Measurement grid: dx=5mm, dy=5mm, dz=5mm
Reference Value = 6.457 V/m; Power Drift = 0.11 dB
Peak SAR (extrapolated) = 1.199 W/kg
SAR(1 g) = 0.524 mW/g; SAR(10 g) = 0.234 mW/g

Info: Interpolated medium parameters used for SAR evaluation.
Maximum value of SAR (measured) = 0.611 mW/g

This report shall NOT be reproduced except in full without the written consent of RIM Testing Services
Copyright 2005-2011, RIM Testing Services, a division of Research In Motion Limited

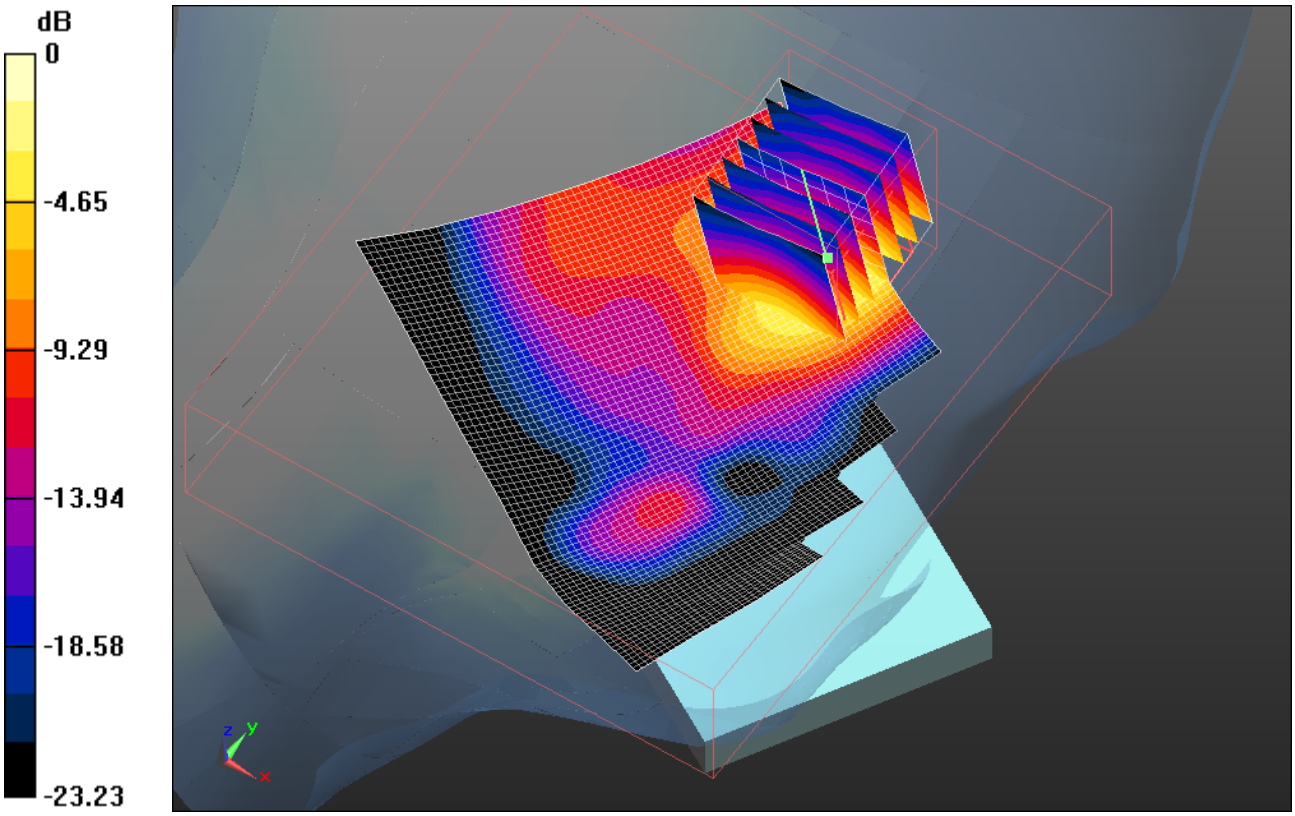

0 dB = 0.610mW/g

This report shall NOT be reproduced except in full without the written consent of RIM Testing Services
Copyright 2005-2011, RIM Testing Services, a division of Research In Motion Limited

Date/Time: 3/3/2011 6:55:09 PM, Date/Time: 3/3/2011 7:16:04 PM

Test Laboratory: RIM Testing Services

LeftHandSide_Tilt_802.11b_mid_chan_amb_temp_23.2_liq_temp_21.7C

DUT: BlackBerry Smartphone; Type: Sample ; Serial: 32D4BD0D

Communication System: 802.11 b (2450); Communication System Band: Exported from older format (data unavailable - please correct).; Frequency: 2437 MHz;Communication System PAR: 0 dB
Medium parameters used (interpolated): f = 2437 MHz; σ = 1.838 mho/m; ε_r = 37.577; ρ = 1000 kg/m^3
Phantom section: Left Section
Measurement Standard: DASY5 (IEEE/IEC/ANSI C63.19-2007)

DASY5 Configuration:

- Probe: ES3DV3 - SN3225; ConvF(4.6, 4.6, 4.6); Calibrated: 1/13/2011
  - Modulation Compensation: Not calibrated
- Sensor-Surface: 4mm (Mechanical Surface Detection)
- Electronics: DAE4 Sn881; Calibrated: 4/19/2010
- Phantom: SAM 1; Type: SAM 4.0; Serial: 1076
- Measurement SW: DASY52, Version 52.6 (2); SEMCAD X Version 14.4.4 (2829)

Configuration/Touch position -/Area Scan (61x81x1): Measurement grid: dx=15mm, dy=15mm

Info: Interpolated medium parameters used for SAR evaluation.
Maximum value of SAR (interpolated) = 0.248 mW/g

Configuration/Touch position -/Zoom Scan (5x5x7) (6x6x7)/Cube 0:
Measurement grid: dx=7.5mm, dy=7.5mm, dz=5mm
Reference Value = 8.873 V/m; Power Drift = -0.04 dB
Peak SAR (extrapolated) = 0.450 W/kg
SAR(1 g) = 0.225 mW/g; SAR(10 g) = 0.113 mW/g

Info: Interpolated medium parameters used for SAR evaluation.
Maximum value of SAR (measured) = 0.237 mW/g

This report shall NOT be reproduced except in full without the written consent of RIM Testing Services
Copyright 2005-2011, RIM Testing Services, a division of Research In Motion Limited

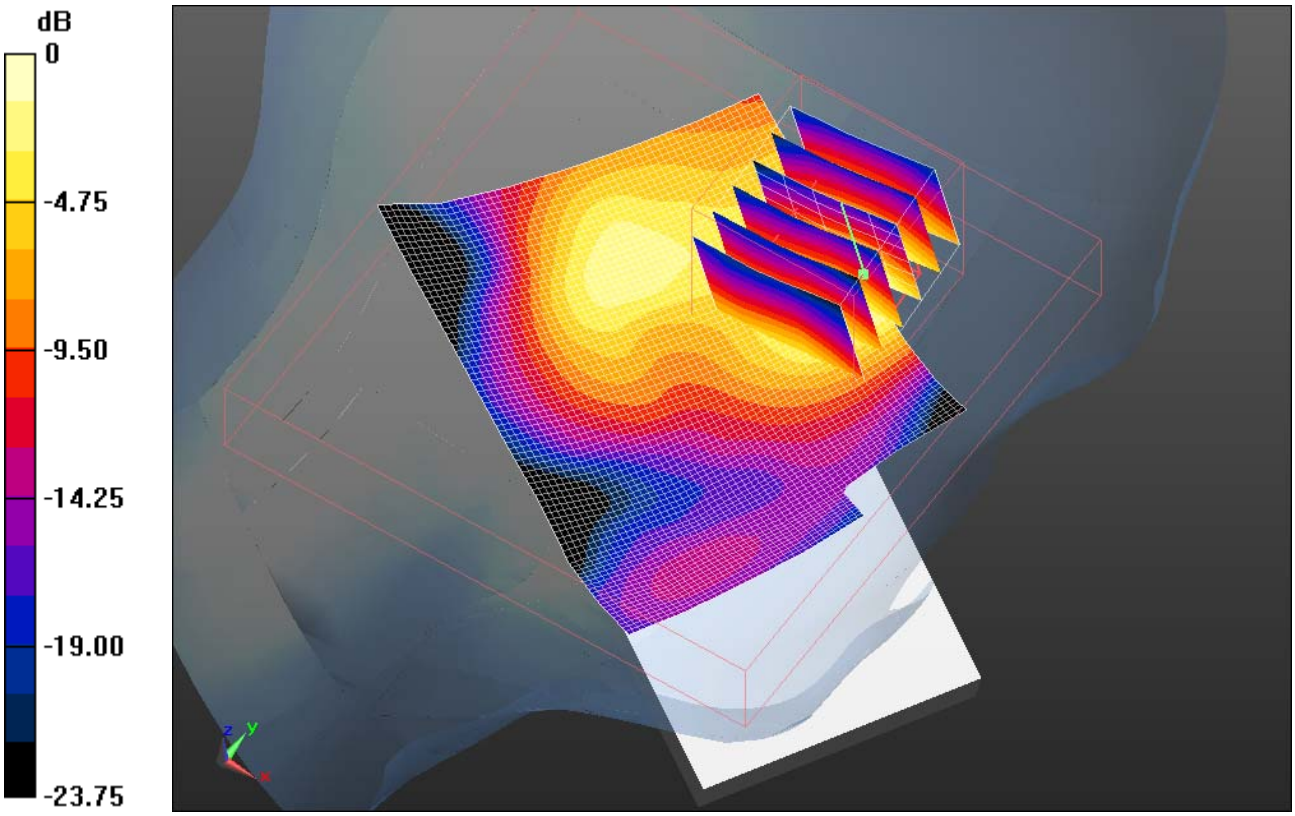

0 dB = 0.240mW/g

This report shall NOT be reproduced except in full without the written consent of RIM Testing Services
Copyright 2005-2011, RIM Testing Services, a division of Research In Motion Limited

Date/Time: 5/24/2011 10:31:08 PM, Date/Time: 5/24/2011 10:43:45 PM

Test Laboratory: RIM Testing Services

RightHandSide_802.11a_low_band_chan_36_amb_temp_23.4_liq_temp_22.5C

DUT: BlackBerry Smartphone; Type: Sample ; Serial: 32E895E6

Communication System: 802.11a ; Communication System Band: Low and Mid Bands; Frequency: 5180 MHz;Communication System PAR: 0 dB
Medium parameters used: f = 5180 MHz; σ = 4.807 mho/m; ε_r = 35.19; ρ = 1000 kg/m^3
Phantom section: Right Section
Measurement Standard: DASY5 (IEEE/IEC/ANSI C63.19-2007)

DASY5 Configuration:

- Probe: EX3DV4 - SN3548; ConvF(5.01, 5.01, 5.01); Calibrated: 1/20/2011
  - Modulation Compensation: Not calibrated
- Sensor-Surface: 2mm (Mechanical Surface Detection)
- Electronics: DAE3 Sn473; Calibrated: 1/21/2011
- Phantom: SAM 1; Type: SAM 4.0; Serial: 1076
- Measurement SW: DASY52, Version 52.6 (2); SEMCAD X Version 14.4.4 (2829)

Configuration/Touch position - 2/Area Scan (91x131x1): Measurement grid: dx=10mm, dy=10mm
Maximum value of SAR (interpolated) = 0.027 mW/g

Configuration/Touch position - 2/Zoom Scan (4x4x2.5mm) (8x8x5)/Cube 0: Measurement grid: dx=4mm, dy=4mm, dz=2.5mm
Reference Value = 2.178 V/m; Power Drift = 0.60 dB
Peak SAR (extrapolated) = 0.083 W/kg
SAR(1 g) = 0.00886 mW/g; SAR(10 g) = 0.00356 mW/g
Maximum value of SAR (measured) = 0.022 mW/g

This report shall NOT be reproduced except in full without the written consent of RIM Testing Services
Copyright 2005-2011, RIM Testing Services, a division of Research In Motion Limited

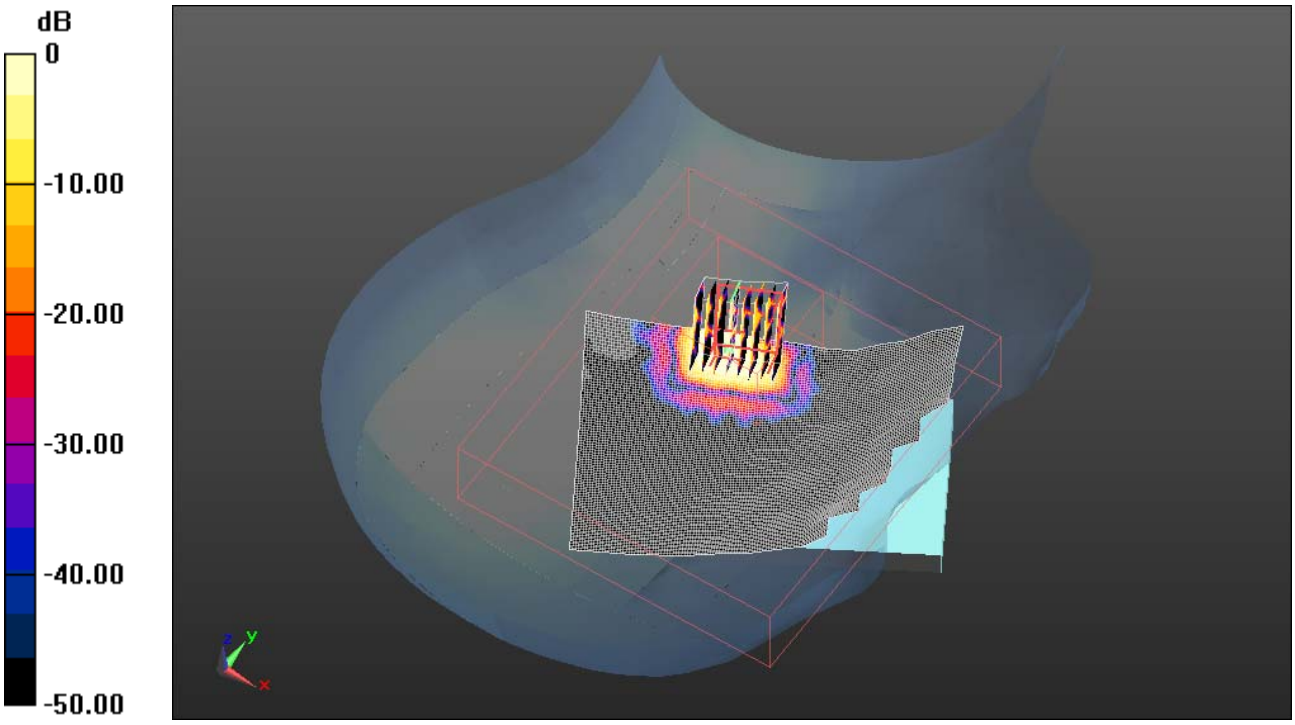

0 dB = 0.020mW/g

This report shall NOT be reproduced except in full without the written consent of RIM Testing Services
Copyright 2005-2011, RIM Testing Services, a division of Research In Motion Limited

Date/Time: 5/24/2011 11:05:53 PM, Date/Time: 5/24/2011 11:18:30 PM

Test Laboratory: RIM Testing Services

RightHandSide_802.11a_low_band_chan_52_amb_temp_23.4_liq_temp_22.5C

DUT: BlackBerry Smartphone; Type: Sample ; Serial: 32E895E6

Communication System: 802.11a ; Communication System Band: Low and Mid Bands; Frequency: 5260 MHz;Communication System PAR: 0 dB
Medium parameters used: f = 5260 MHz; σ = 4.899 mho/m; ε_r = 35.01; ρ = 1000 kg/m^3
Phantom section: Right Section
Measurement Standard: DASY5 (IEEE/IEC/ANSI C63.19-2007)

DASY5 Configuration:

- Probe: EX3DV4 - SN3548; ConvF(5.01, 5.01, 5.01); Calibrated: 1/20/2011
  - Modulation Compensation: Not calibrated
- Sensor-Surface: 2mm (Mechanical Surface Detection)
- Electronics: DAE3 Sn473; Calibrated: 1/21/2011
- Phantom: SAM 1; Type: SAM 4.0; Serial: 1076
- Measurement SW: DASY52, Version 52.6 (2); SEMCAD X Version 14.4.4 (2829)

Configuration/Touch position - 2/Area Scan (91x131x1): Measurement grid: dx=10mm, dy=10mm
Maximum value of SAR (interpolated) = 0.064 mW/g

Configuration/Touch position - 2/Zoom Scan (4x4x2.5mm) (8x8x5)/Cube 0: Measurement grid: dx=4mm, dy=4mm, dz=2.5mm
Reference Value = 2.691 V/m; Power Drift = 0.64 dB
Peak SAR (extrapolated) = 0.076 W/kg
SAR(1 g) = 0.00887 mW/g; SAR(10 g) = 0.0035 mW/g
Maximum value of SAR (measured) = 0.021 mW/g

This report shall NOT be reproduced except in full without the written consent of RIM Testing Services
Copyright 2005-2011, RIM Testing Services, a division of Research In Motion Limited

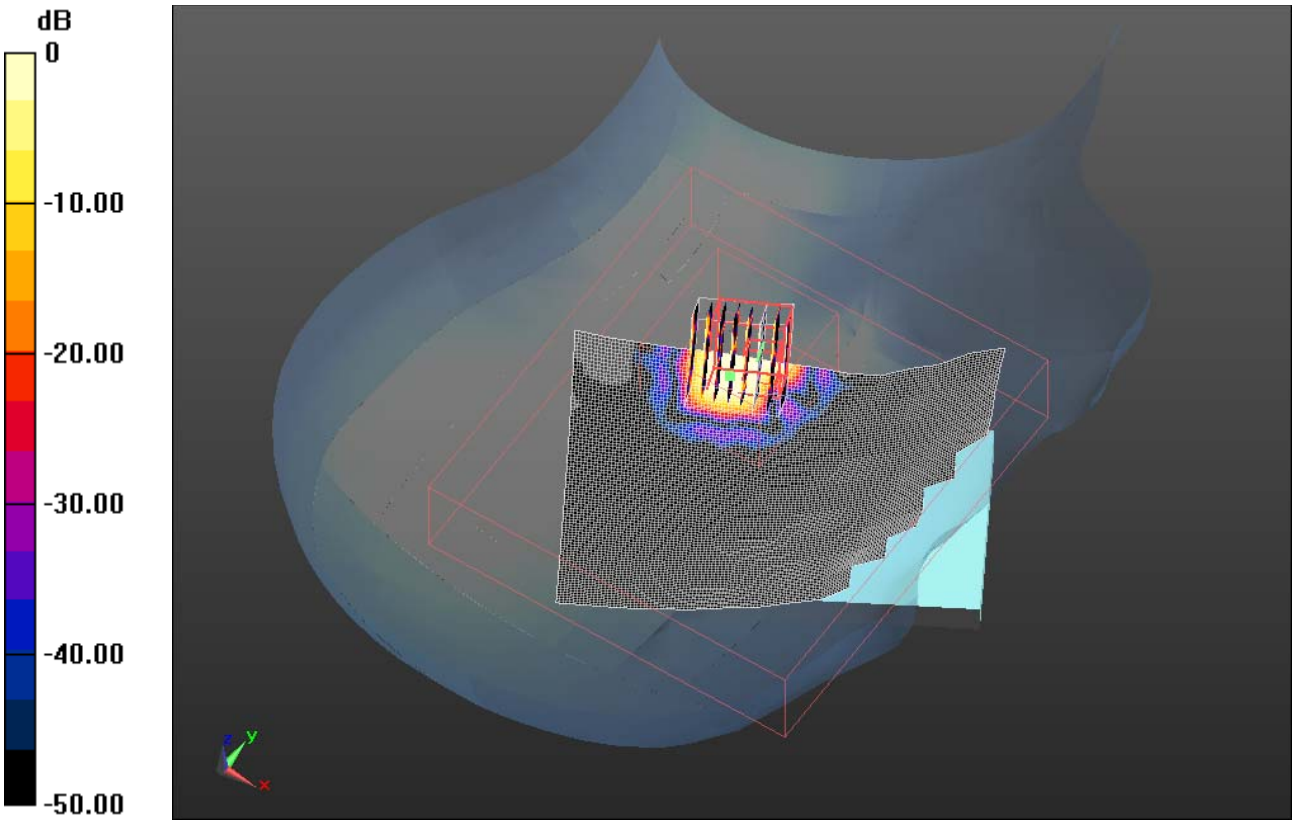

0 dB = 0.020mW/g

This report shall NOT be reproduced except in full without the written consent of RIM Testing Services
Copyright 2005-2011, RIM Testing Services, a division of Research In Motion Limited

Date/Time: 5/25/2011 10:31:28 AM, Date/Time: 5/25/2011 10:44:44 AM

Test Laboratory: RIM Testing Services

RightHandSide_802.11a_upper_band_chan_104_amb_temp_23.8_liq_temp_22.2C

DUT: BlackBerry Smartphone; Type: Sample ; Serial: 32E895E6

Communication System: 802.11a ; Communication System Band: Low and Mid Bands; Frequency: 5520 MHz;Communication System PAR: 0 dB
Medium parameters used: f = 5520 MHz; σ = 4.988 mho/m; ε_r = 34.336; ρ = 1000 kg/m^3
Phantom section: Right Section
Measurement Standard: DASY5 (IEEE/IEC/ANSI C63.19-2007)

DASY5 Configuration:

- Probe: EX3DV4 - SN3548; ConvF(4.63, 4.63, 4.63); Calibrated: 1/20/2011
  - Modulation Compensation: Not calibrated
- Sensor-Surface: 2mm (Mechanical Surface Detection)
- Electronics: DAE3 Sn473; Calibrated: 1/21/2011
- Phantom: SAM 1; Type: SAM 4.0; Serial: 1076
- Measurement SW: DASY52, Version 52.6 (2); SEMCAD X Version 14.4.4 (2829)

Configuration/Touch position - 2/Area Scan (91x131x1): Measurement grid: dx=10mm, dy=10mm
Maximum value of SAR (interpolated) = 0.073 mW/g

Configuration/Touch position - 2/Zoom Scan (4x4x2.5mm) (9x10x5)/Cube 0: Measurement grid: dx=4mm, dy=4mm, dz=2.5mm
Reference Value = 2.143 V/m; Power Drift = 0.42 dB
Peak SAR (extrapolated) = 0.257 W/kg
SAR(1 g) = 0.027 mW/g; SAR(10 g) = 0.00493 mW/g
Maximum value of SAR (measured) = 0.077 mW/g

This report shall NOT be reproduced except in full without the written consent of RIM Testing Services
Copyright 2005-2011, RIM Testing Services, a division of Research In Motion Limited

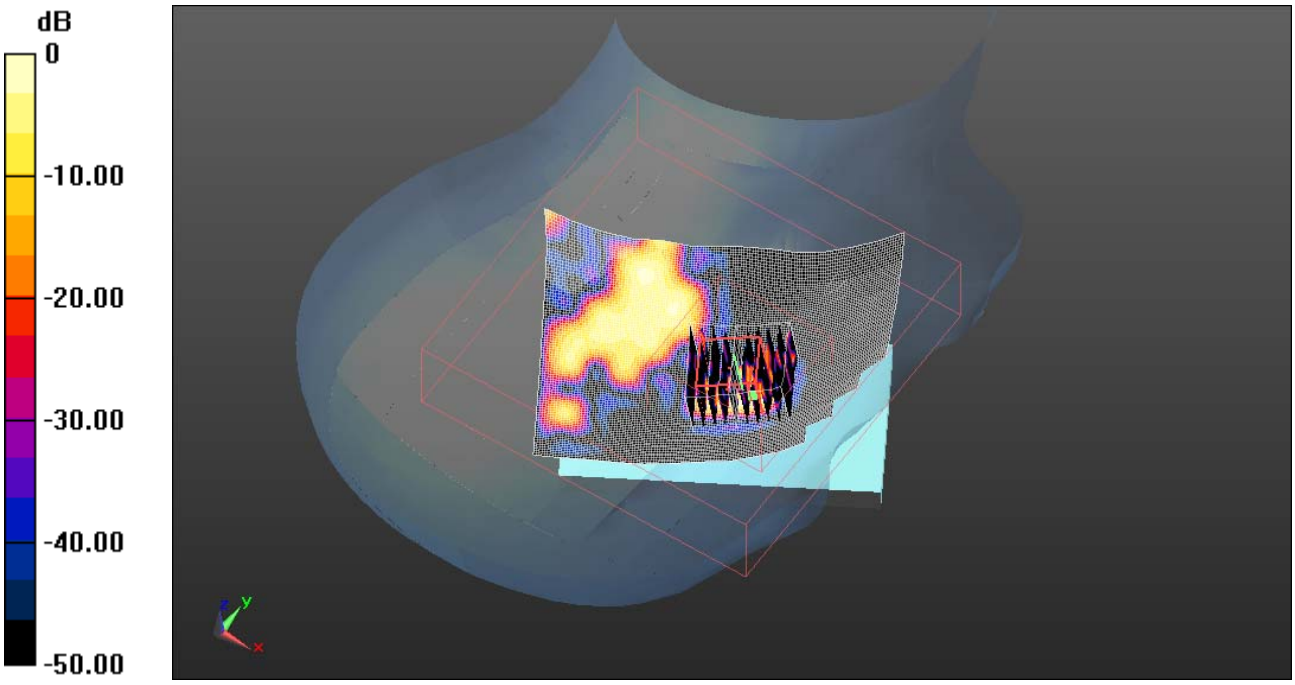

0 dB = 0.080mW/g

This report shall NOT be reproduced except in full without the written consent of RIM Testing Services
Copyright 2005-2011, RIM Testing Services, a division of Research In Motion Limited

Date/Time: 5/25/2011 11:52:23 AM, Date/Time: 5/25/2011 12:05:39 PM

Test Laboratory: RIM Testing Services

RightHandSide_802.11a_upper_band_chan_149_amb_temp_23.0_liq_temp_22.1C

DUT: BlackBerry Smartphone; Type: Sample ; Serial: 32E895E6

Communication System: 802.11a ; Communication System Band: Low and Mid Bands; Frequency: 5745 MHz;Communication System PAR: 0 dB
Medium parameters used: f = 5745 MHz; σ = 5.3 mho/m; ε_r = 34.477; ρ = 1000 kg/m^3
Phantom section: Right Section
Measurement Standard: DASY5 (IEEE/IEC/ANSI C63.19-2007)

DASY5 Configuration:

- Probe: EX3DV4 - SN3548; ConvF(4.42, 4.42, 4.42); Calibrated: 1/20/2011
  - Modulation Compensation: Not calibrated
- Sensor-Surface: 2mm (Mechanical Surface Detection)
- Electronics: DAE3 Sn473; Calibrated: 1/21/2011
- Phantom: SAM 1; Type: SAM 4.0; Serial: 1076
- Measurement SW: DASY52, Version 52.6 (2); SEMCAD X Version 14.4.4 (2829)

Configuration/Touch position - 2/Area Scan (91x131x1): Measurement grid: dx=10mm, dy=10mm
Maximum value of SAR (interpolated) = 0.474 mW/g

Configuration/Touch position - 2/Zoom Scan (4x4x2.5mm) (9x10x5)/Cube 0: Measurement grid: dx=4mm, dy=4mm, dz=2.5mm
Reference Value = 4.780 V/m; Power Drift = -0.12 dB
Peak SAR (extrapolated) = 0.765 W/kg
SAR(1 g) = 0.180 mW/g; SAR(10 g) = 0.043 mW/g
Maximum value of SAR (measured) = 0.400 mW/g

This report shall NOT be reproduced except in full without the written consent of RIM Testing Services
Copyright 2005-2011, RIM Testing Services, a division of Research In Motion Limited

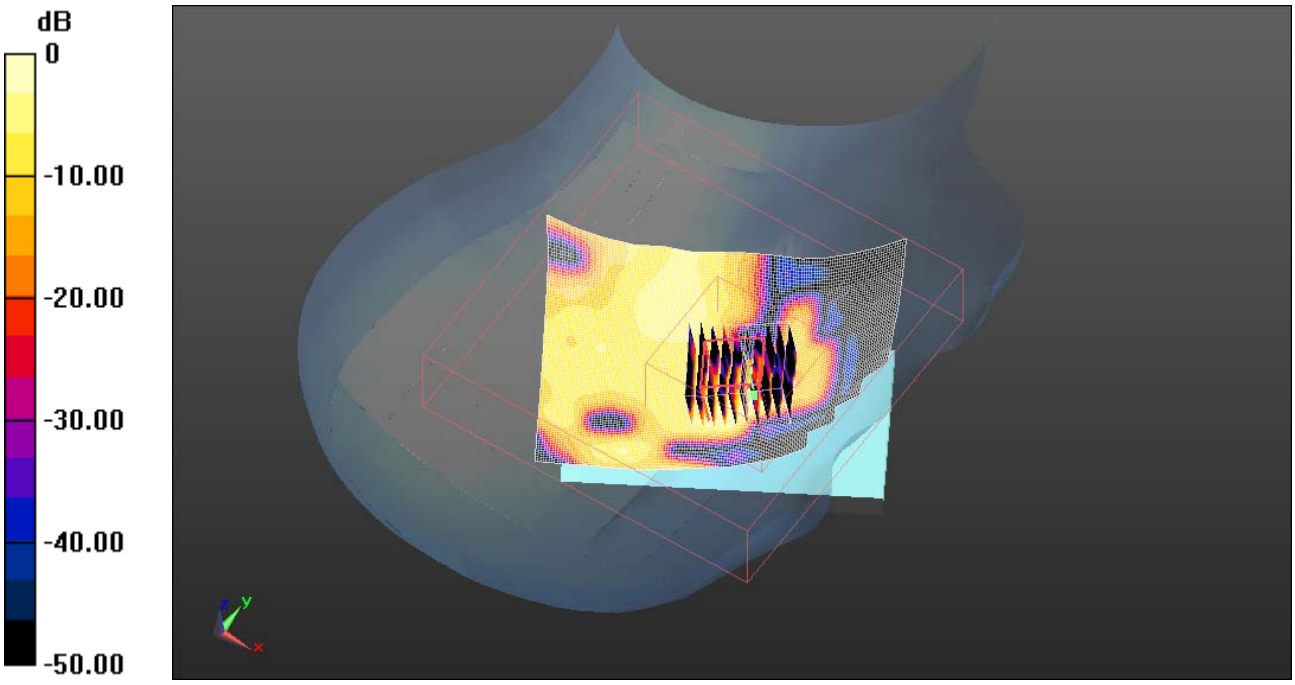

0 dB = 0.400mW/g

This report shall NOT be reproduced except in full without the written consent of RIM Testing Services
Copyright 2005-2011, RIM Testing Services, a division of Research In Motion Limited

Date/Time: 5/25/2011 1:31:32 PM, Date/Time: 5/25/2011 1:45:14 PM

Test Laboratory: RIM Testing Services

RightHandSide_Tilt_802.11a_upper_band_chan_149_amb_temp_23.4_liq_temp_22.0C

DUT: BlackBerry Smartphone; Type: Sample ; Serial: 32E895E6

Communication System: 802.11a ; Communication System Band: Low and Mid Bands; Frequency: 5745 MHz;Communication System PAR: 0 dB
Medium parameters used: f = 5745 MHz; σ = 5.3 mho/m; ε_r = 34.477; ρ = 1000 kg/m^3
Phantom section: Right Section
Measurement Standard: DASY5 (IEEE/IEC/ANSI C63.19-2007)

DASY5 Configuration:

- Probe: EX3DV4 - SN3548; ConvF(4.42, 4.42, 4.42); Calibrated: 1/20/2011
  - Modulation Compensation: Not calibrated
- Sensor-Surface: 2mm (Mechanical Surface Detection)
- Electronics: DAE3 Sn473; Calibrated: 1/21/2011
- Phantom: SAM 1; Type: SAM 4.0; Serial: 1076
- Measurement SW: DASY52, Version 52.6 (2); SEMCAD X Version 14.4.4 (2829)

Configuration/Touch position - 2/Area Scan (91x131x1): Measurement grid: dx=10mm, dy=10mm
Maximum value of SAR (interpolated) = 0.00875 mW/g

Configuration/Touch position - 2/Zoom Scan (4x4x2.5mm) (10x9x5)/Cube 0: Measurement grid: dx=4mm, dy=4mm, dz=2.5mm
Reference Value = 1.433 V/m; Power Drift = -0.45 dB
Peak SAR (extrapolated) = 0.00335 W/kg
SAR(1 g) = 6.23e-005 mW/g; SAR(10 g) = 9.98e-006 mW/g
Maximum value of SAR (measured) = 0.010 mW/g

This report shall NOT be reproduced except in full without the written consent of RIM Testing Services
Copyright 2005-2011, RIM Testing Services, a division of Research In Motion Limited

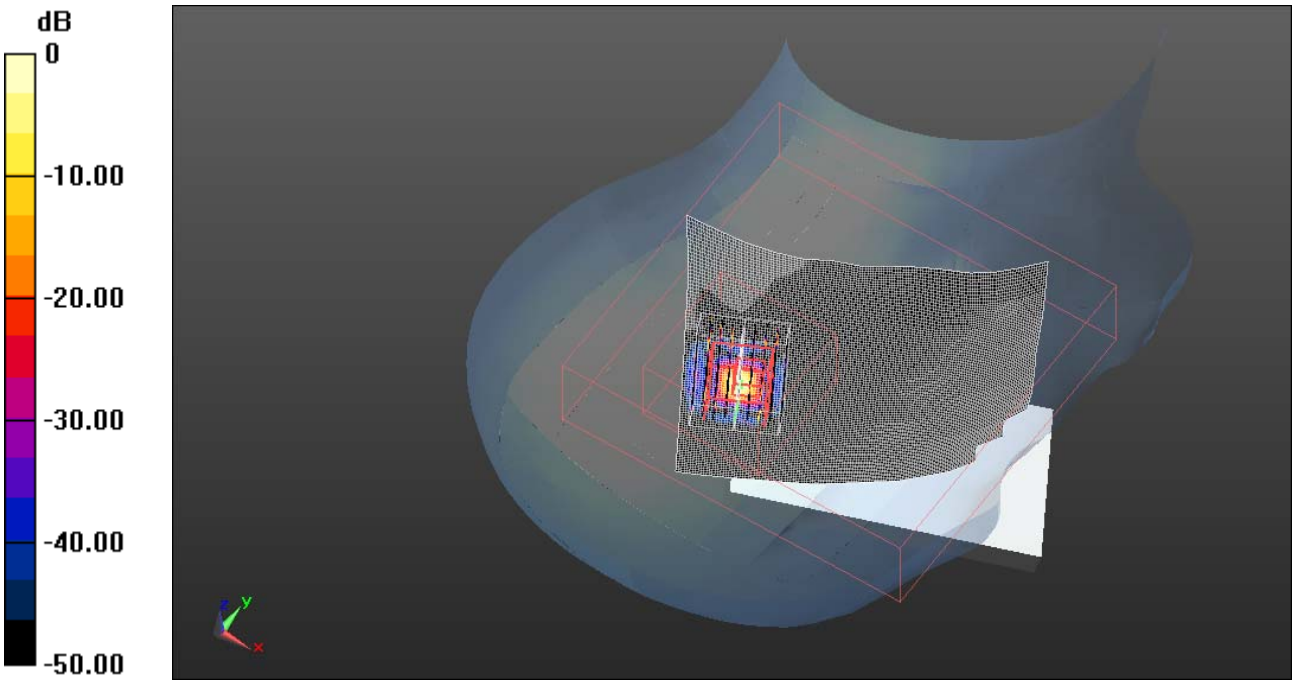

0 dB = 0.010mW/g

This report shall NOT be reproduced except in full without the written consent of RIM Testing Services
Copyright 2005-2011, RIM Testing Services, a division of Research In Motion Limited

Date/Time: 5/24/2011 5:29:24 PM, Date/Time: 5/24/2011 5:41:05 PM

Test Laboratory: RIM Testing Services

LeftHandSide_802.11a_low_band_chan_36_amb_temp_23.4_liq_temp_22.5C

DUT: BlackBerry Smartphone; Type: Sample ; Serial: 32E895E6

Communication System: 802.11a ; Communication System Band: Low and Mid Bands; Frequency: 5180 MHz;Communication System PAR: 0 dB
Medium parameters used: f = 5180 MHz; σ = 4.807 mho/m; ε_r = 35.19; ρ = 1000 kg/m^3
Phantom section: Left Section
Measurement Standard: DASY5 (IEEE/IEC/ANSI C63.19-2007)

DASY5 Configuration:

- Probe: EX3DV4 - SN3548; ConvF(5.01, 5.01, 5.01); Calibrated: 1/20/2011
  - Modulation Compensation: Not calibrated
- Sensor-Surface: 2mm (Mechanical Surface Detection)
- Electronics: DAE3 Sn473; Calibrated: 1/21/2011
- Phantom: SAM 1; Type: SAM 4.0; Serial: 1076
- Measurement SW: DASY52, Version 52.6 (2); SEMCAD X Version 14.4.4 (2829)

Configuration/Touch position - 2/Area Scan (91x131x1): Measurement grid: dx=10mm, dy=10mm
Maximum value of SAR (interpolated) = 0.220 mW/g

Configuration/Touch position - 2/Zoom Scan (4x4x2.5) (9x9x5)/Cube 0:
Measurement grid: dx=4mm, dy=4mm, dz=2.5mm
Reference Value = 0.946 V/m; Power Drift = 0.43 dB
Peak SAR (extrapolated) = 0.154 W/kg
SAR(1 g) = 0.036 mW/g; SAR(10 g) = 0.00975 mW/g
Maximum value of SAR (measured) = 0.093 mW/g

This report shall NOT be reproduced except in full without the written consent of RIM Testing Services
Copyright 2005-2011, RIM Testing Services, a division of Research In Motion Limited

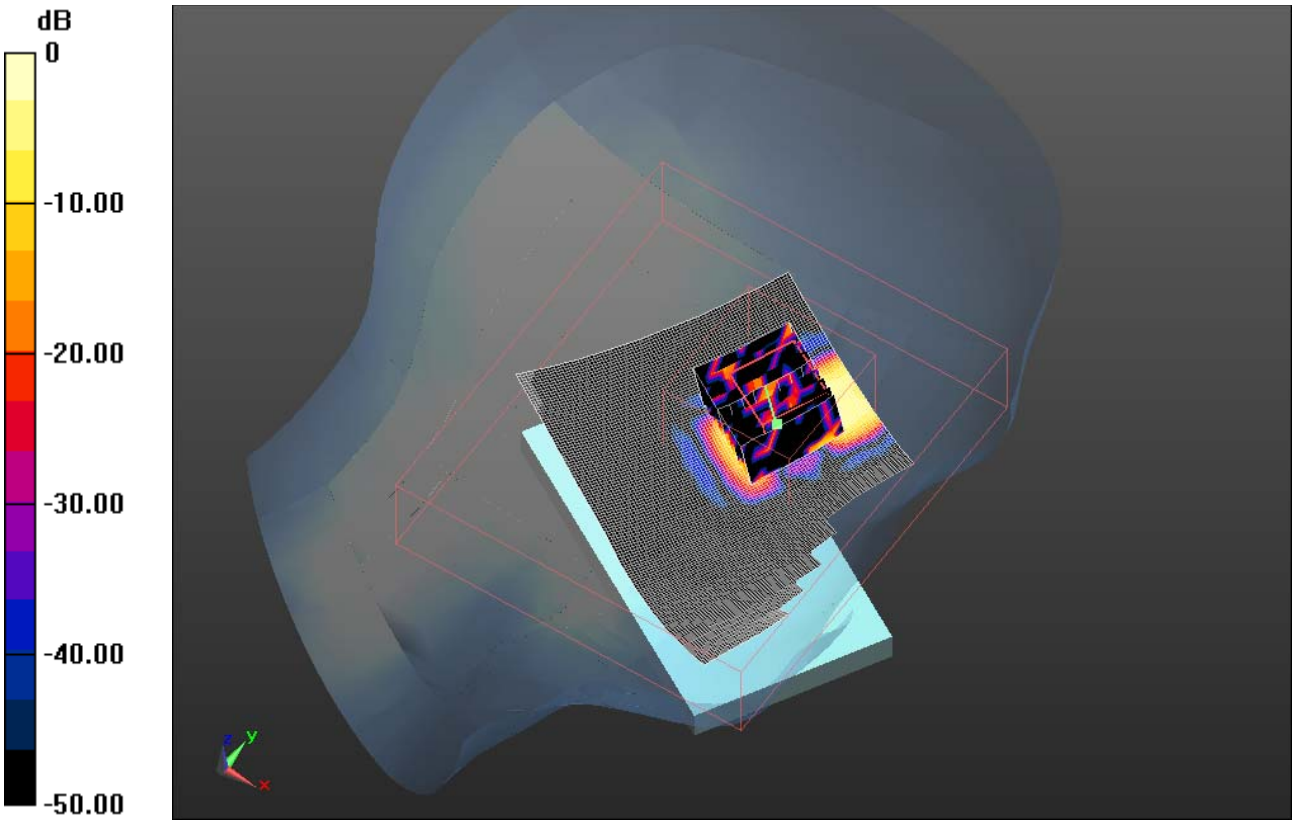

0 dB = 0.090mW/g

This report shall NOT be reproduced except in full without the written consent of RIM Testing Services
Copyright 2005-2011, RIM Testing Services, a division of Research In Motion Limited

Date/Time: 5/24/2011 6:10:46 PM, Date/Time: 5/24/2011 6:22:26 PM

Test Laboratory: RIM Testing Services

LeftHandSide_802.11a_low_band_chan_52_amb_temp_23.2_liq_temp_22.3C

DUT: BlackBerry Smartphone; Type: Sample ; Serial: 32E895E6

Communication System: 802.11a ; Communication System Band: Low and Mid Bands; Frequency: 5260 MHz;Communication System PAR: 0 dB
Medium parameters used: f = 5260 MHz; σ = 4.899 mho/m; ε_r = 35.01; ρ = 1000 kg/m^3
Phantom section: Left Section
Measurement Standard: DASY5 (IEEE/IEC/ANSI C63.19-2007)

DASY5 Configuration:

- Probe: EX3DV4 - SN3548; ConvF(5.01, 5.01, 5.01); Calibrated: 1/20/2011
  - Modulation Compensation: Not calibrated
- Sensor-Surface: 2mm (Mechanical Surface Detection)
- Electronics: DAE3 Sn473; Calibrated: 1/21/2011
- Phantom: SAM 1; Type: SAM 4.0; Serial: 1076
- Measurement SW: DASY52, Version 52.6 (2); SEMCAD X Version 14.4.4 (2829)

Configuration/Touch position - 2/Area Scan (91x131x1): Measurement grid: dx=10mm, dy=10mm
Maximum value of SAR (interpolated) = 0.134 mW/g

Configuration/Touch position - 2/Zoom Scan (4x4x2.5) (9x9x5)/Cube 0:
Measurement grid: dx=4mm, dy=4mm, dz=2.5mm
Reference Value = 0.922 V/m; Power Drift = 0.29 dB
Peak SAR (extrapolated) = 0.147 W/kg
SAR(1 g) = 0.039 mW/g; SAR(10 g) = 0.011 mW/g
Maximum value of SAR (measured) = 0.094 mW/g

This report shall NOT be reproduced except in full without the written consent of RIM Testing Services
Copyright 2005-2011, RIM Testing Services, a division of Research In Motion Limited

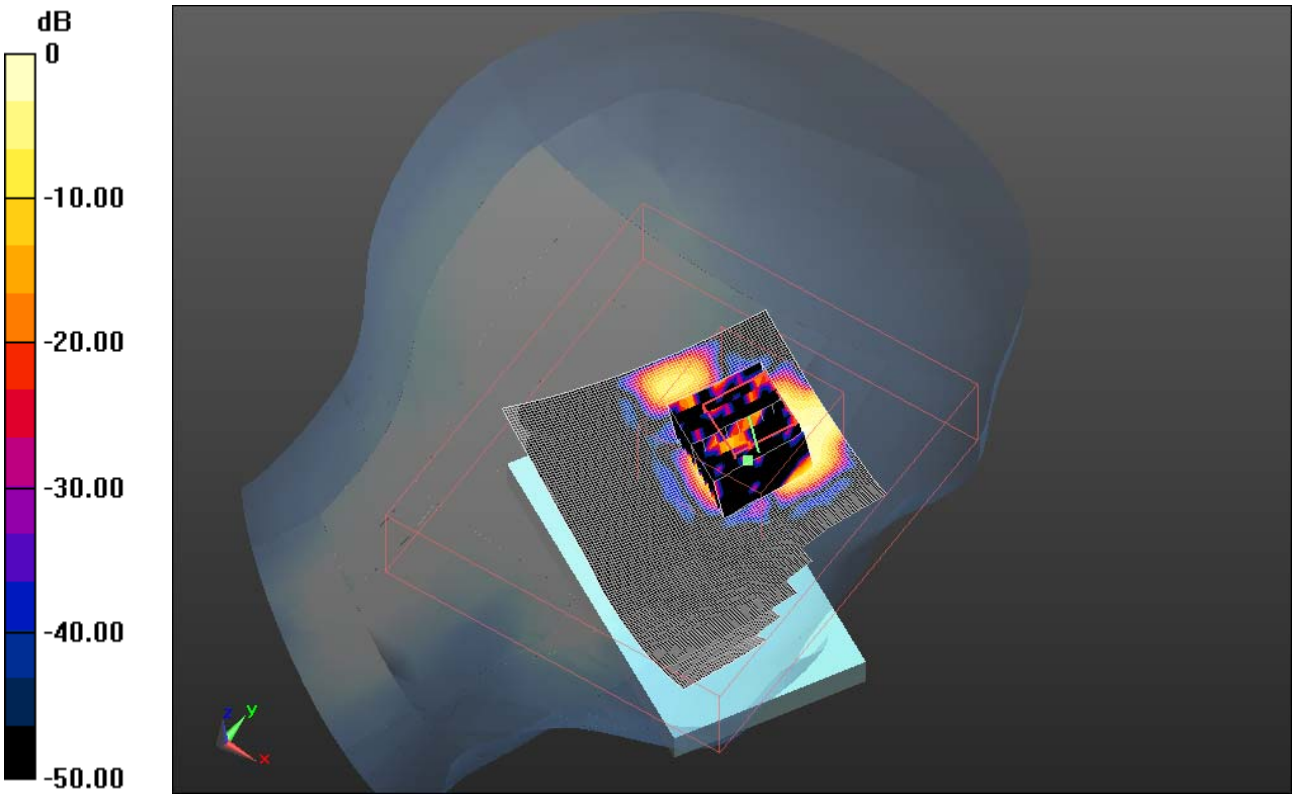

0 dB = 0.090mW/g

This report shall NOT be reproduced except in full without the written consent of RIM Testing Services
Copyright 2005-2011, RIM Testing Services, a division of Research In Motion Limited

Date/Time: 5/24/2011 7:04:36 PM, Date/Time: 5/24/2011 7:16:19 PM

Test Laboratory: RIM Testing Services

LeftHandSide_802.11a_upper_band_chan_104_amb_temp_23.2_liq_temp_22.3C

DUT: BlackBerry Smartphone; Type: Sample ; Serial: 32E895E6

Communication System: 802.11a ; Communication System Band: Low and Mid Bands; Frequency: 5520 MHz;Communication System PAR: 0 dB
Medium parameters used: f = 5520 MHz; σ = 5.052 mho/m; ε_r = 35.092; ρ = 1000 kg/m^3
Phantom section: Left Section
Measurement Standard: DASY5 (IEEE/IEC/ANSI C63.19-2007)

DASY5 Configuration:

- Probe: EX3DV4 - SN3548; ConvF(4.63, 4.63, 4.63); Calibrated: 1/20/2011
  - Modulation Compensation: Not calibrated
- Sensor-Surface: 2mm (Mechanical Surface Detection)
- Electronics: DAE3 Sn473; Calibrated: 1/21/2011
- Phantom: SAM 1; Type: SAM 4.0; Serial: 1076
- Measurement SW: DASY52, Version 52.6 (2); SEMCAD X Version 14.4.4 (2829)

Configuration/Touch position - 2/Area Scan (91x131x1): Measurement grid: dx=10mm, dy=10mm
Maximum value of SAR (interpolated) = 0.209 mW/g

Configuration/Touch position - 2/Zoom Scan (4x4x2.5) (9x9x5)/Cube 0:
Measurement grid: dx=4mm, dy=4mm, dz=2.5mm
Reference Value = 1.423 V/m; Power Drift = 1.56 dB
Peak SAR (extrapolated) = 0.205 W/kg
SAR(1 g) = 0.053 mW/g; SAR(10 g) = 0.017 mW/g
Maximum value of SAR (measured) = 0.124 mW/g

This report shall NOT be reproduced except in full without the written consent of RIM Testing Services
Copyright 2005-2011, RIM Testing Services, a division of Research In Motion Limited

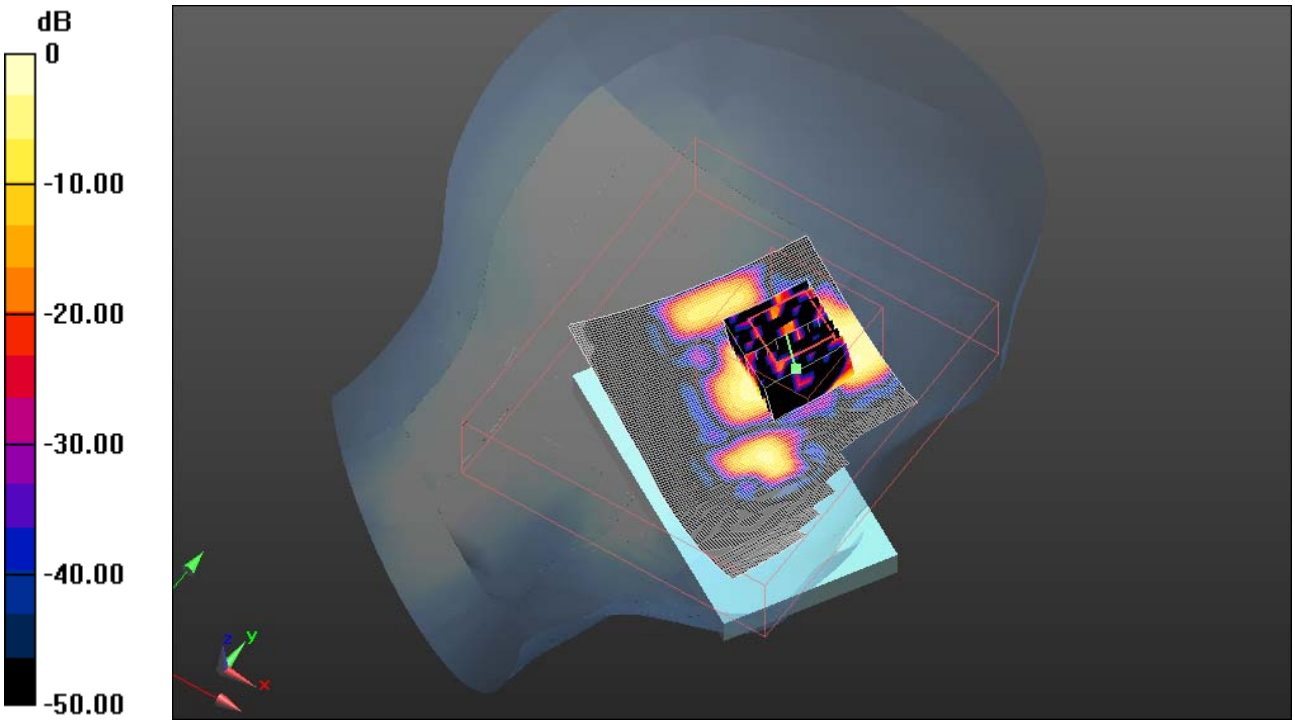

0 dB = 0.120mW/g

This report shall NOT be reproduced except in full without the written consent of RIM Testing Services
Copyright 2005-2011, RIM Testing Services, a division of Research In Motion Limited

Date/Time: 5/24/2011 7:41:23 PM, Date/Time: 5/24/2011 7:53:06 PM

Test Laboratory: RIM Testing Services

LeftHandSide_802.11a_upper_band_chan_149_amb_temp_23.2_liq_temp_22.2C

DUT: BlackBerry Smartphone; Type: Sample ; Serial: 32E895E6

Communication System: 802.11a ; Communication System Band: Low and Mid Bands; Frequency: 5745 MHz;Communication System PAR: 0 dB
Medium parameters used: f = 5745 MHz; σ = 5.3 mho/m; ε_r = 34.477; ρ = 1000 kg/m^3
Phantom section: Left Section
Measurement Standard: DASY5 (IEEE/IEC/ANSI C63.19-2007)

DASY5 Configuration:

- Probe: EX3DV4 - SN3548; ConvF(4.42, 4.42, 4.42); Calibrated: 1/20/2011
  - Modulation Compensation: Not calibrated
- Sensor-Surface: 2mm (Mechanical Surface Detection)
- Electronics: DAE3 Sn473; Calibrated: 1/21/2011
- Phantom: SAM 1; Type: SAM 4.0; Serial: 1076
- Measurement SW: DASY52, Version 52.6 (2); SEMCAD X Version 14.4.4 (2829)

Configuration/Touch position - 2/Area Scan (91x131x1): Measurement grid: dx=10mm, dy=10mm
Maximum value of SAR (interpolated) = 0.199 mW/g

Configuration/Touch position - 2/Zoom Scan (4x4x2.5) (9x9x5)/Cube 0:
Measurement grid: dx=4mm, dy=4mm, dz=2.5mm
Reference Value = 1.506 V/m; Power Drift = 0.85 dB
Peak SAR (extrapolated) = 0.169 W/kg
SAR(1 g) = 0.039 mW/g; SAR(10 g) = 0.013 mW/g
Maximum value of SAR (measured) = 0.088 mW/g

This report shall NOT be reproduced except in full without the written consent of RIM Testing Services
Copyright 2005-2011, RIM Testing Services, a division of Research In Motion Limited

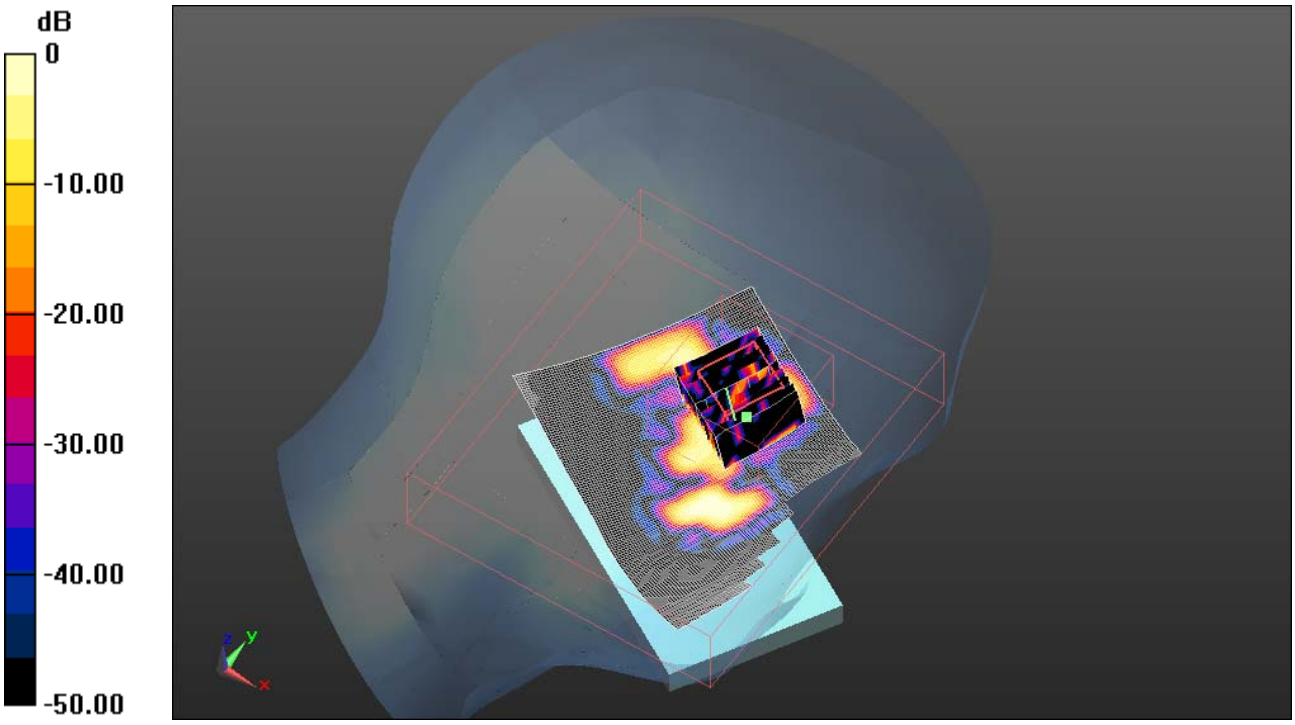

0 dB = 0.090mW/g

This report shall NOT be reproduced except in full without the written consent of RIM Testing Services
Copyright 2005-2011, RIM Testing Services, a division of Research In Motion Limited

Date/Time: 5/24/2011 8:50:08 PM, Date/Time: 5/24/2011 9:01:50 PM

Test Laboratory: RIM Testing Services

LeftHandSide_Tilt_802.11a_upper_band_chan_104_amb_temp_23.2_liq_temp_22.2C

DUT: BlackBerry Smartphone; Type: Sample ; Serial: 32E895E6

Communication System: 802.11a ; Communication System Band: Low and Mid Bands; Frequency: 5520 MHz;Communication System PAR: 0 dB
Medium parameters used: f = 5520 MHz; σ = 5.052 mho/m; ε_r = 35.092; ρ = 1000 kg/m^3
Phantom section: Left Section
Measurement Standard: DASY5 (IEEE/IEC/ANSI C63.19-2007)

DASY5 Configuration:

- Probe: EX3DV4 - SN3548; ConvF(4.63, 4.63, 4.63); Calibrated: 1/20/2011
  - Modulation Compensation: Not calibrated
- Sensor-Surface: 2mm (Mechanical Surface Detection)
- Electronics: DAE3 Sn473; Calibrated: 1/21/2011
- Phantom: SAM 1; Type: SAM 4.0; Serial: 1076
- Measurement SW: DASY52, Version 52.6 (2); SEMCAD X Version 14.4.4 (2829)

Configuration/Touch position - 2/Area Scan (91x131x1): Measurement grid: dx=10mm, dy=10mm
Maximum value of SAR (interpolated) = 0.134 mW/g

Configuration/Touch position - 2/Zoom Scan (4x4x2.5) (9x9x5)/Cube 0:
Measurement grid: dx=4mm, dy=4mm, dz=2.5mm
Reference Value = 0.848 V/m; Power Drift = 3.54 dB
Peak SAR (extrapolated) = 0.203 W/kg
SAR(1 g) = 0.044 mW/g; SAR(10 g) = 0.015 mW/g
Maximum value of SAR (measured) = 0.101 mW/g

This report shall NOT be reproduced except in full without the written consent of RIM Testing Services
Copyright 2005-2011, RIM Testing Services, a division of Research In Motion Limited

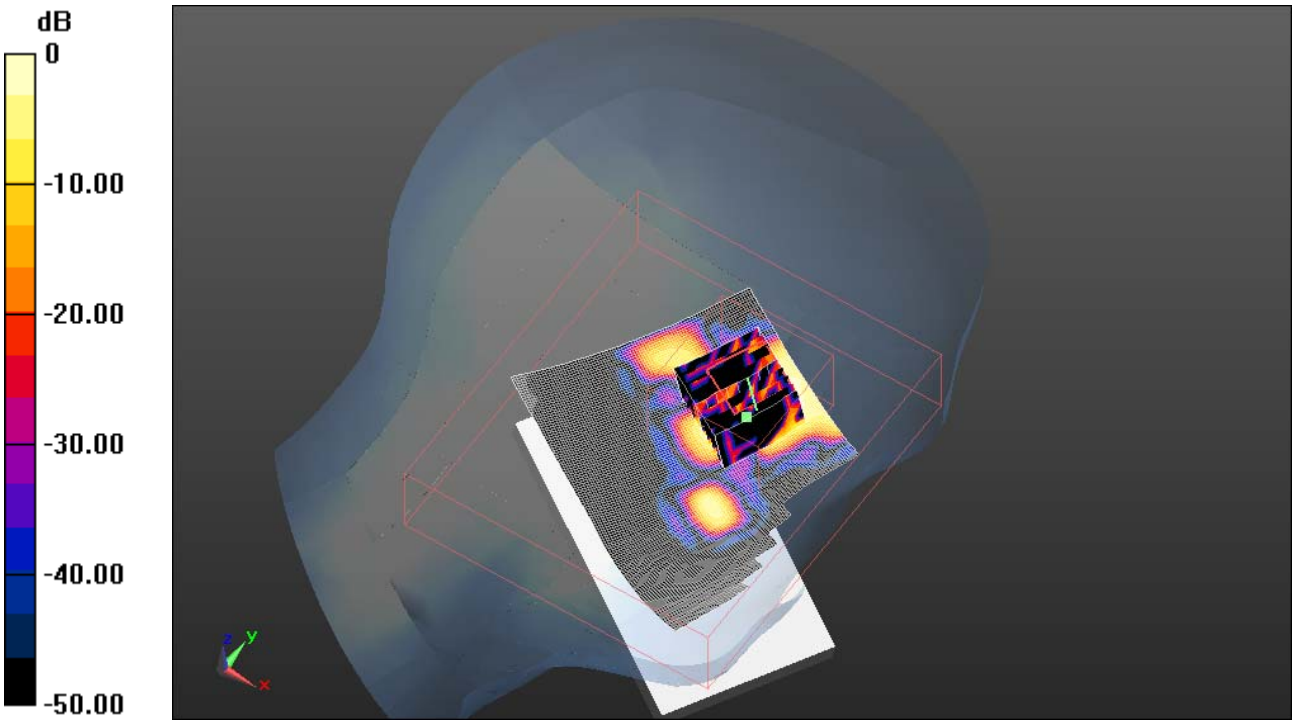

0 dB = 0.100mW/g

This report shall NOT be reproduced except in full without the written consent of RIM Testing Services
Copyright 2005-2011, RIM Testing Services, a division of Research In Motion Limited

Date/Time: 3/4/2011 1:40:22 AM, Date/Time: 3/4/2011 1:57:58 AM

Test Laboratory: RIM Testing Services

RightHandSide_Bluetooth_mid_chan_amb_temp_23.4_liq_temp_21.8C

DUT: BlackBerry Smartphone; Type: Sample ; Serial: 32D4BD0D

Communication System: Bluetooth; Communication System Band: Exported from older format (data unavailable - please correct).; Frequency: 2441 MHz;Communication System PAR: 4.6 dB
Medium parameters used (interpolated): f = 2441 MHz; σ = 1.843 mho/m; ε_r = 37.556; ρ = 1000 kg/m^3
Phantom section: Right Section
Measurement Standard: DASY5 (IEEE/IEC/ANSI C63.19-2007)

DASY5 Configuration:

- Probe: ES3DV3 - SN3225; ConvF(4.6, 4.6, 4.6); Calibrated: 1/13/2011
  - Modulation Compensation: Not calibrated
- Sensor-Surface: 4mm (Mechanical Surface Detection)
- Electronics: DAE4 Sn881; Calibrated: 4/19/2010
- Phantom: SAM 1; Type: SAM 4.0; Serial: 1076
- Measurement SW: DASY52, Version 52.6 (2); SEMCAD X Version 14.4.4 (2829)

Configuration/Touch position - Mid/Area Scan (51x81x1): Measurement grid: dx=15mm, dy=15mm

Info: Interpolated medium parameters used for SAR evaluation.
Maximum value of SAR (interpolated) = 8.52e-005 mW/g

Configuration/Touch position - Mid/Zoom Scan (5x5x7) (6x6x7)/Cube 0:
Measurement grid: dx=7.5mm, dy=7.5mm, dz=5mm
Reference Value = 0.704 V/m; Power Drift = 1.36 dB
Peak SAR (extrapolated) = 0.000719 W/kg
SAR(1 g) = 2.97e-005 mW/g; SAR(10 g) = 2.9e-006 mW/g

Info: Interpolated medium parameters used for SAR evaluation.
Maximum value of SAR (measured) = 0.000948 mW/g

This report shall NOT be reproduced except in full without the written consent of RIM Testing Services
Copyright 2005-2011, RIM Testing Services, a division of Research In Motion Limited

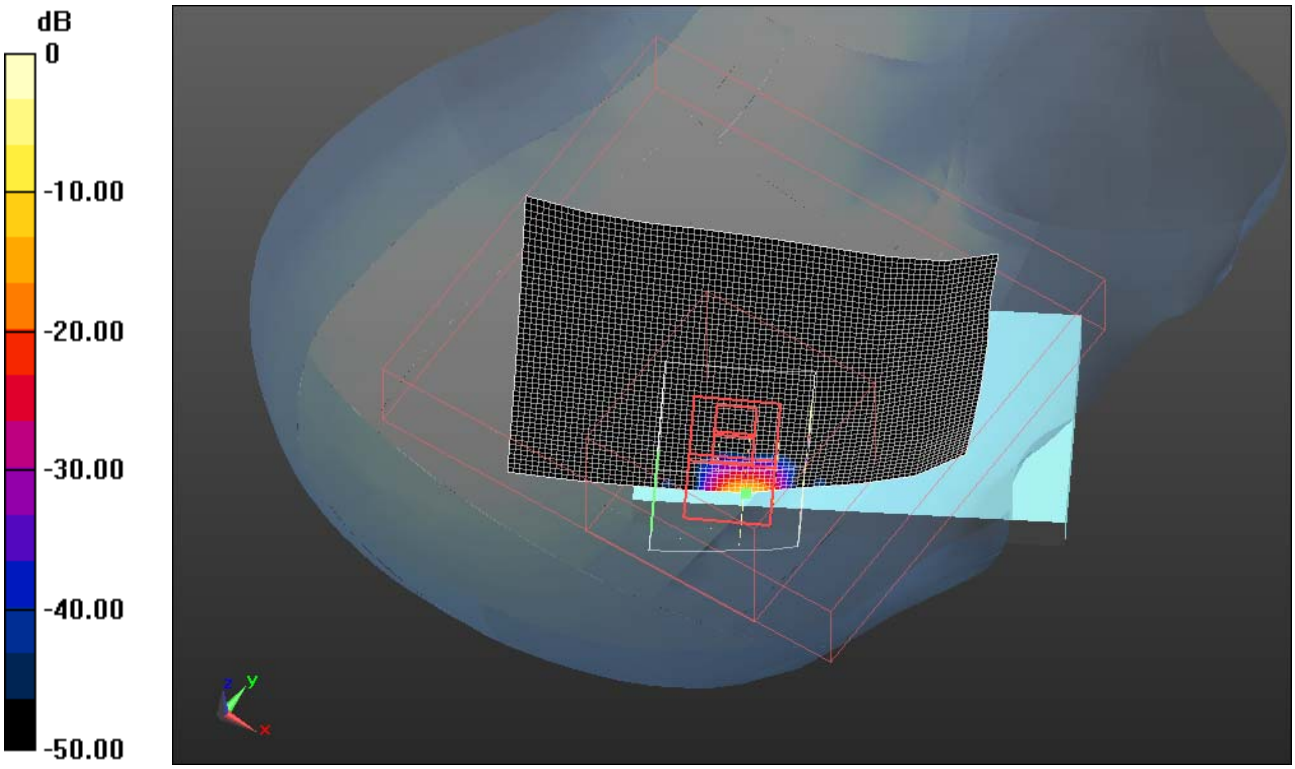

0 dB = 0.00095mW/g

This report shall NOT be reproduced except in full without the written consent of RIM Testing Services
Copyright 2005-2011, RIM Testing Services, a division of Research In Motion Limited

Date/Time: 3/4/2011 10:34:24 AM, Date/Time: 3/4/2011 10:39:57 AM

Test Laboratory: RIM Testing Services

RightHandSide_Tilt_Bluetooth_mid_chan_amb_temp_23.8_liq_temp_22.0C

DUT: BlackBerry Smartphone; Type: Sample ; Serial: 32D4BD0D

Communication System: Bluetooth; Communication System Band: Exported from older format (data unavailable - please correct).; Frequency: 2441 MHz;Communication System PAR: 4.6 dB
Medium parameters used (interpolated): f = 2441 MHz; σ = 1.843 mho/m; ε_r = 37.556; ρ = 1000 kg/m^3
Phantom section: Right Section
Measurement Standard: DASY5 (IEEE/IEC/ANSI C63.19-2007)

DASY5 Configuration:

- Probe: ES3DV3 - SN3225; ConvF(4.6, 4.6, 4.6); Calibrated: 1/13/2011
  - Modulation Compensation: Not calibrated
- Sensor-Surface: 4mm (Mechanical Surface Detection)
- Electronics: DAE4 Sn881; Calibrated: 4/19/2010
- Phantom: SAM 1; Type: SAM 4.0; Serial: 1076
- Measurement SW: DASY52, Version 52.6 (2); SEMCAD X Version 14.4.4 (2829)

Configuration/Touch position - Mid/Area Scan (51x81x1): Measurement grid: dx=15mm, dy=15mm

Info: Interpolated medium parameters used for SAR evaluation.
Maximum value of SAR (interpolated) = 0.00111 mW/g

Configuration/Touch position - Mid/Zoom Scan (5x5x7) (7x6x7)/Cube 0:
Measurement grid: dx=7.5mm, dy=7.5mm, dz=5mm
Reference Value = 1.228 V/m; Power Drift = 0.32 dB
Peak SAR (extrapolated) = 0.00173 W/kg
SAR(1 g) = 0.000217 mW/g; SAR(10 g) = 2.88e-005 mW/g

This report shall NOT be reproduced except in full without the written consent of RIM Testing Services
Copyright 2005-2011, RIM Testing Services, a division of Research In Motion Limited

Info: Interpolated medium parameters used for SAR evaluation.
Maximum value of SAR (measured) = 0.00132 mW/g

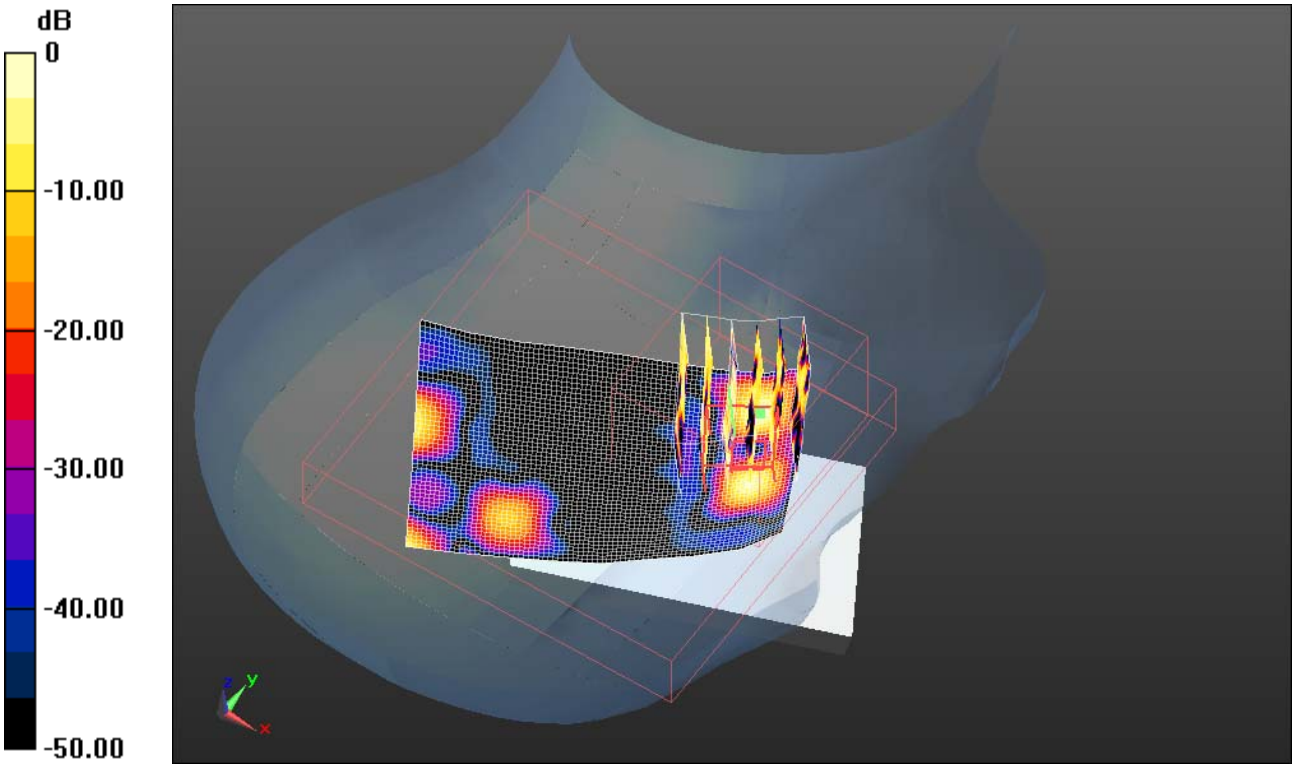

0 dB = 0.0013mW/g

This report shall NOT be reproduced except in full without the written consent of RIM Testing Services
Copyright 2005-2011, RIM Testing Services, a division of Research In Motion Limited

Date/Time: 3/4/2011 11:10:26 AM, Date/Time: 3/4/2011 11:56:00 AM

Test Laboratory: RIM Testing Services

LeftHandSide_Bluetooth_mid_chan_amb_temp_23.9_liq_temp_21.9C

DUT: BlackBerry Smartphone; Type: Sample ; Serial: 32D4BD0D

Communication System: Bluetooth; Communication System Band: Exported from older format (data unavailable - please correct).; Frequency: 2441 MHz;Communication System PAR: 4.6 dB
Medium parameters used (interpolated): f = 2441 MHz; σ = 1.843 mho/m; ε_r = 37.556; ρ = 1000 kg/m^3
Phantom section: Left Section
Measurement Standard: DASY5 (IEEE/IEC/ANSI C63.19-2007)

DASY5 Configuration:

- Probe: ES3DV3 - SN3225; ConvF(4.6, 4.6, 4.6); Calibrated: 1/13/2011
  - Modulation Compensation: Not calibrated
- Sensor-Surface: 4mm (Mechanical Surface Detection)
- Electronics: DAE4 Sn881; Calibrated: 4/19/2010
- Phantom: SAM 1; Type: SAM 4.0; Serial: 1076
- Measurement SW: DASY52, Version 52.6 (2); SEMCAD X Version 14.4.4 (2829)

Configuration/Touch position -/Area Scan (61x81x1): Measurement grid: dx=15mm, dy=15mm

Info: Interpolated medium parameters used for SAR evaluation.
Maximum value of SAR (interpolated) = 0.014 mW/g

Configuration/Touch position -/Zoom Scan (5x5x7) (8x8x7)/Cube 0:
Measurement grid: dx=5mm, dy=5mm, dz=5mm
Reference Value = 0.802 V/m; Power Drift = 0.98 dB
Peak SAR (extrapolated) = 0.014 W/kg
SAR(1 g) = 0.00687 mW/g; SAR(10 g) = 0.0028 mW/g

Info: Interpolated medium parameters used for SAR evaluation.
Maximum value of SAR (measured) = 0.00792 mW/g

This report shall NOT be reproduced except in full without the written consent of RIM Testing Services
Copyright 2005-2011, RIM Testing Services, a division of Research In Motion Limited

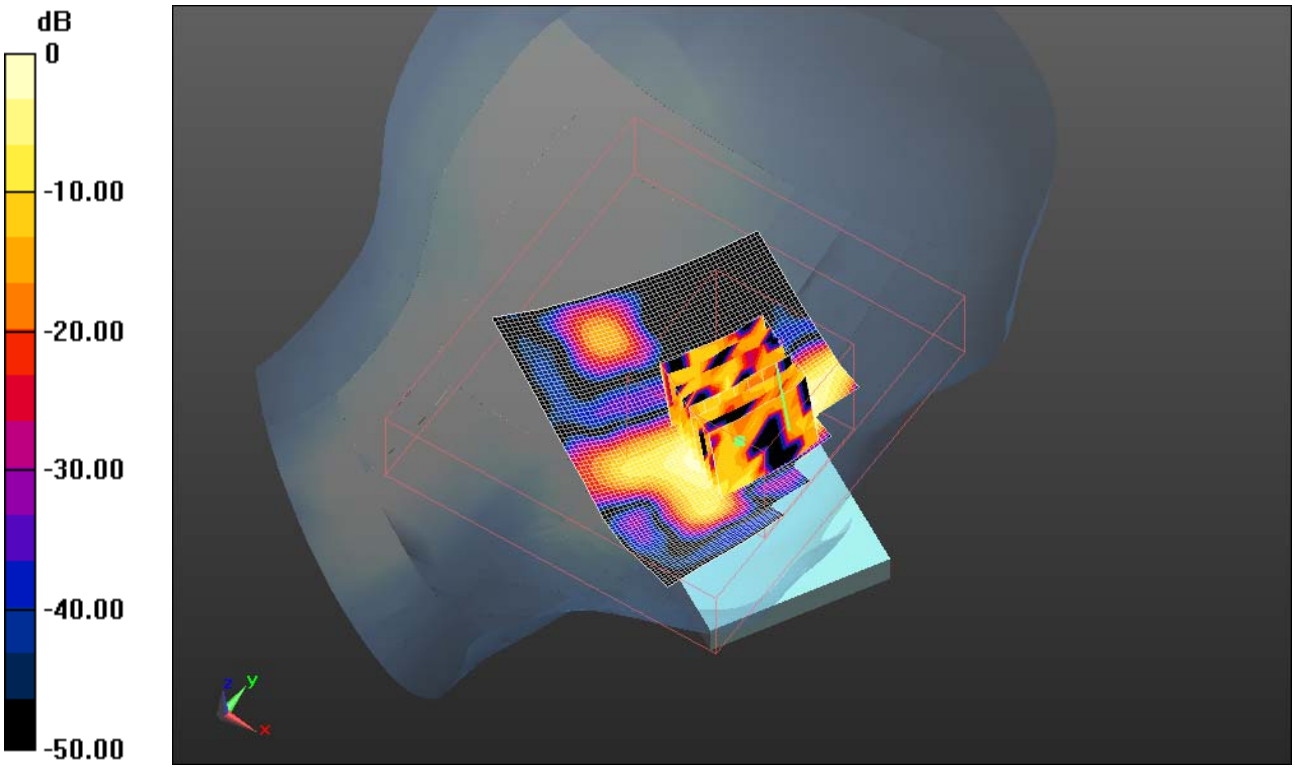

0 dB = 0.0079mW/g

This report shall NOT be reproduced except in full without the written consent of RIM Testing Services
Copyright 2005-2011, RIM Testing Services, a division of Research In Motion Limited

Date/Time: 3/4/2011 12:21:30 PM, Date/Time: 3/4/2011 12:27:15 PM

Test Laboratory: RIM Testing Services

LeftHandSide_Tilt_Bluetooth_mid_chan_amb_temp_23.9_liq_temp_22.0 C

DUT: BlackBerry Smartphone; Type: Sample ; Serial: 32D4BD0D

Communication System: Bluetooth; Communication System Band: Exported from older format (data unavailable - please correct).; Frequency: 2441 MHz;Communication System PAR: 4.6 dB
Medium parameters used (interpolated): f = 2441 MHz; σ = 1.843 mho/m; ε_r = 37.556; ρ = 1000 kg/m^3
Phantom section: Left Section
Measurement Standard: DASY5 (IEEE/IEC/ANSI C63.19-2007)

DASY5 Configuration:

- Probe: ES3DV3 - SN3225; ConvF(4.6, 4.6, 4.6); Calibrated: 1/13/2011
  - Modulation Compensation: Not calibrated
- Sensor-Surface: 4mm (Mechanical Surface Detection)
- Electronics: DAE4 Sn881; Calibrated: 4/19/2010
- Phantom: SAM 1; Type: SAM 4.0; Serial: 1076
- Measurement SW: DASY52, Version 52.6 (2); SEMCAD X Version 14.4.4 (2829)

Configuration/Touch position -/Area Scan (61x81x1): Measurement grid: dx=15mm, dy=15mm

Info: Interpolated medium parameters used for SAR evaluation.
Maximum value of SAR (interpolated) = 0.00107 mW/g

Configuration/Touch position -/Zoom Scan (5x5x7) (7x7x7)/Cube 0:
Measurement grid: dx=5mm, dy=5mm, dz=5mm
Reference Value = 0.829 V/m; Power Drift = 0.97 dB
Peak SAR (extrapolated) = 0.00241 W/kg
SAR(1 g) = 8.03e-005 mW/g; SAR(10 g) = 1.81e-005 mW/g

This report shall NOT be reproduced except in full without the written consent of RIM Testing Services
Copyright 2005-2011, RIM Testing Services, a division of Research In Motion Limited

Info: Interpolated medium parameters used for SAR evaluation.
Maximum value of SAR (measured) = 0.00128 mW/g

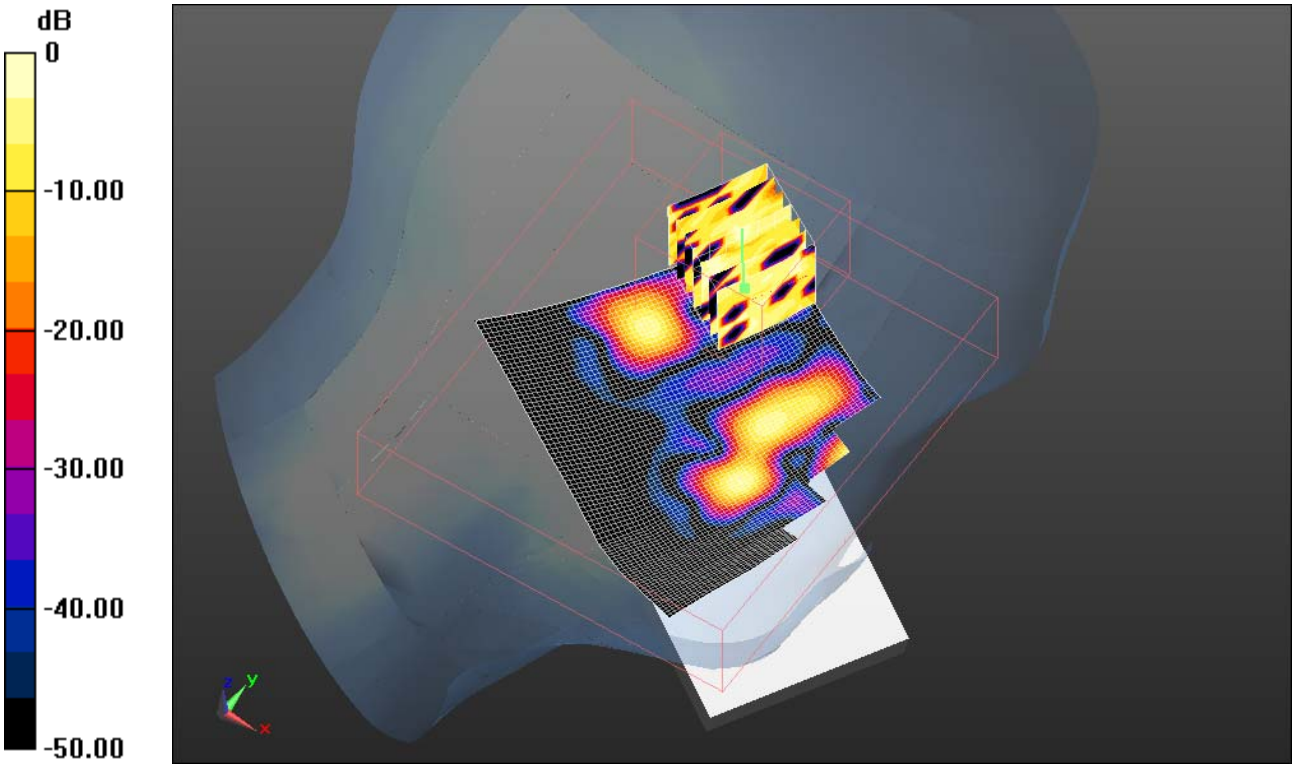

0 dB = 0.0013mW/g

This report shall NOT be reproduced except in full without the written consent of RIM Testing Services
Copyright 2005-2011, RIM Testing Services, a division of Research In Motion Limited

Z axis plot for the worst case head configuration:

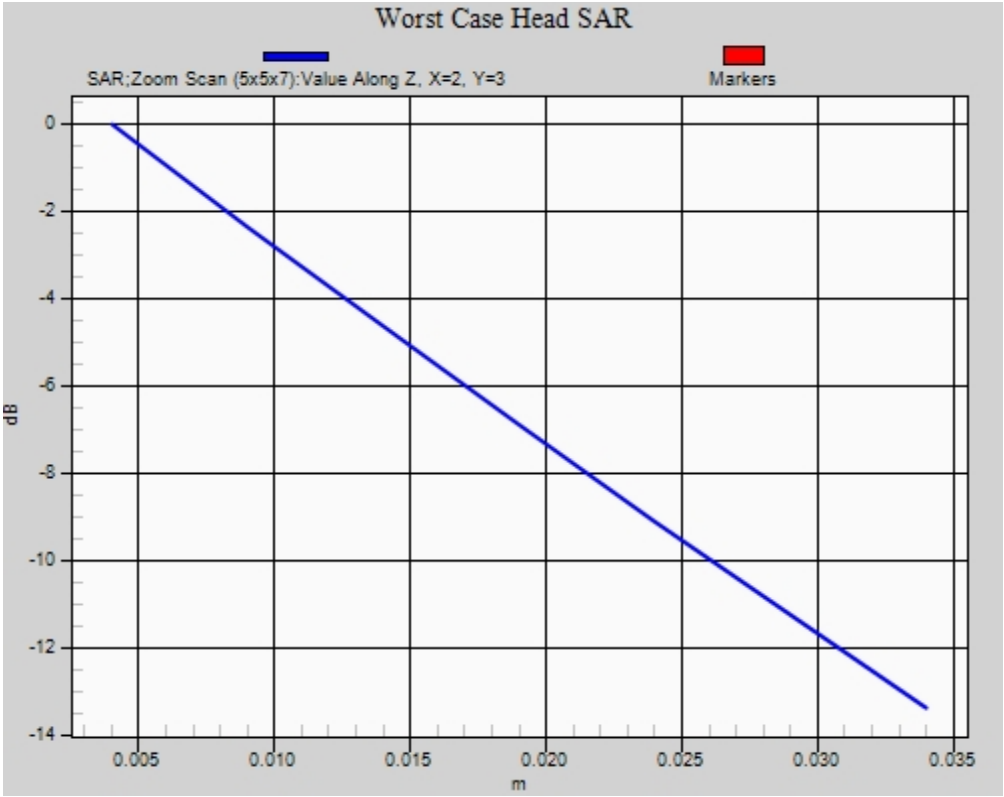

This report shall NOT be reproduced except in full without the written consent of RIM Testing Services
Copyright 2005-2011, RIM Testing Services, a division of Research In Motion Limited