APPENDIX C: SAR DISTRIBUTION PLOTS FOR BODY-WORN CONFIGURATION

This report shall NOT be reproduced except in full without the written consent of RIM Testing Services
Copyright 2005-2011, RIM Testing Services, a division of Research In Motion Limited

Date/Time: 7/29/2011 12:26:59 AM, Date/Time: 7/29/2011 12:33:57 AM

Test Laboratory: RIM Testing Services

15mm_Spacer_Back_GPRS850_mid_chan_amb_temp_23.0_liq_temp_22.7C

DUT: BlackBerry Smartphone; Type: Sample ; Serial: 27DD7A26

Communication System: GPRS 850; Communication System Band: GPRS 850;
Frequency: 836.8 MHz;Communication System PAR: 6.232 dB
Medium parameters used (interpolated): f = 836.8 MHz; σ = 0.995 mho/m; ε_r = 54.122; ρ = 1000 kg/m^3
Phantom section: Flat Section
Measurement Standard: DASY5 (IEEE/IEC/1528)

DASY5 Configuration:

- Probe: ES3DV3 - SN3225; ConvF(6.3, 6.3, 6.3); Calibrated: 1/13/2011
- Sensor-Surface: 3mm (Mechanical Surface Detection)
- Electronics: DAE3 Sn472; Calibrated: 3/7/2011
- Phantom: SAM 2; Type: SAM 4.0; Serial: 1080
- Measurement SW: DASY52, Version 52.6 (2); SEMCAD X Version 14.4.4 (2829)

Configuration/Touch position -/Area Scan (61x91x1): Measurement grid: dx=15mm, dy=15mm

Info: Interpolated medium parameters used for SAR evaluation.
Maximum value of SAR (interpolated) = 0.591 mW/g

Configuration/Touch position -/Zoom Scan (5x5x7) (6x6x7)/Cube 0:
Measurement grid: dx=7.5mm, dy=7.5mm, dz=5mm
Reference Value = 20.961 V/m; Power Drift = -0.06 dB
Peak SAR (extrapolated) = 0.714 W/kg
SAR(1 g) = 0.545 mW/g; SAR(10 g) = 0.395 mW/g

This report shall NOT be reproduced except in full without the written consent of RIM Testing Services
Copyright 2005-2011, RIM Testing Services, a division of Research In Motion Limited

Info: Interpolated medium parameters used for SAR evaluation.
Maximum value of SAR (measured) = 0.576 mW/g

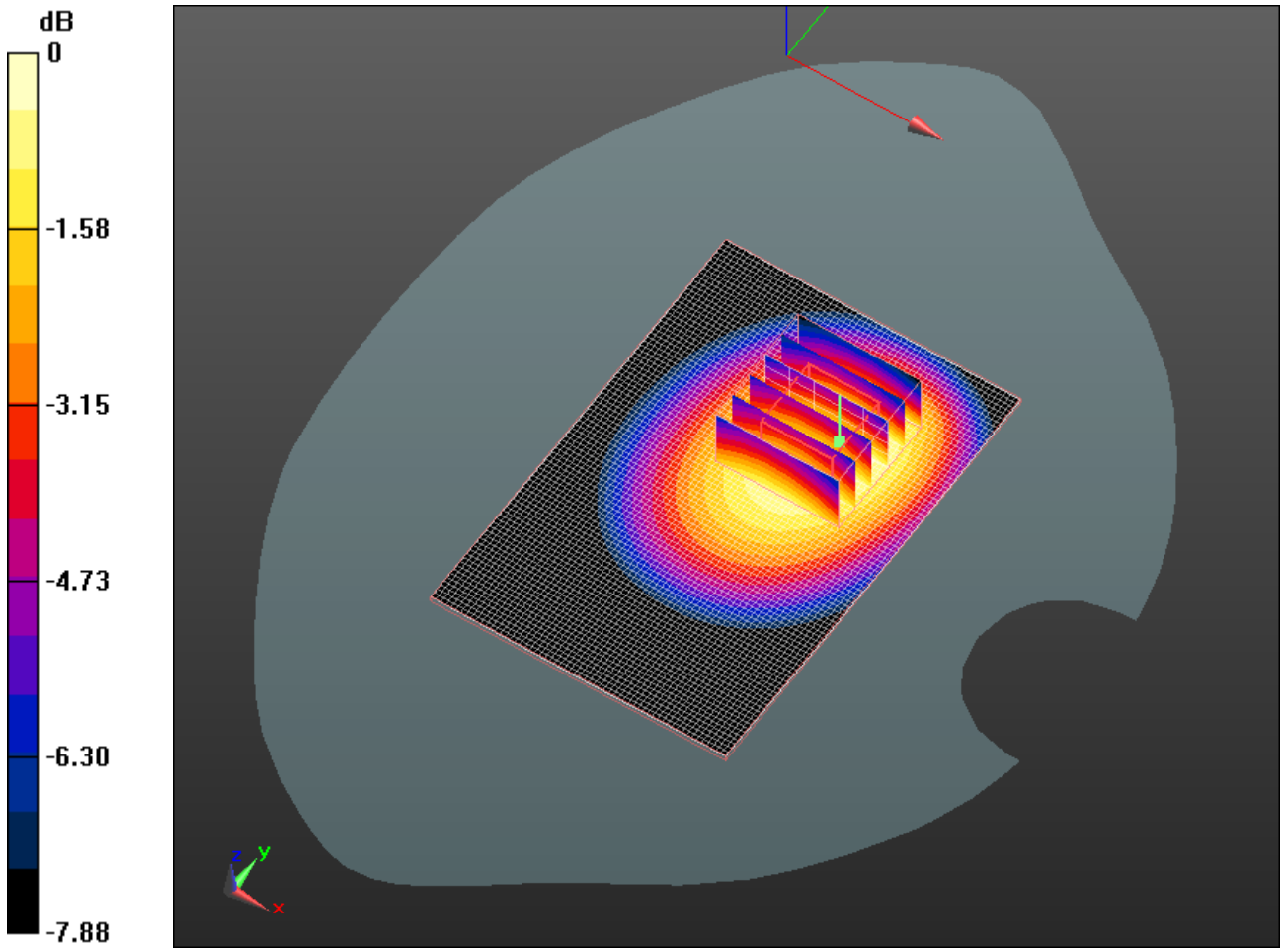

0 dB = 0.580mW/g

This report shall NOT be reproduced except in full without the written consent of RIM Testing Services
Copyright 2005-2011, RIM Testing Services, a division of Research In Motion Limited

Date/Time: 7/29/2011 1:06:48 AM, Date/Time: 7/29/2011 1:13:45 AM

Test Laboratory: RIM Testing Services

15mm_Spacer_Front_GPRS850_mid_chan_amb_temp_22.6_liq_temp_22.5C

DUT: BlackBerry Smartphone; Type: Sample ; Serial: 27DD7A26

Communication System: GPRS 850; Communication System Band: GPRS 850;
Frequency: 836.8 MHz;Communication System PAR: 6.232 dB
Medium parameters used (interpolated): f = 836.8 MHz; σ = 0.995 mho/m; ε_r = 54.122; ρ = 1000 kg/m^3
Phantom section: Flat Section
Measurement Standard: DASY5 (IEEE/IEC/1528)

DASY5 Configuration:

- Probe: ES3DV3 - SN3225; ConvF(6.3, 6.3, 6.3); Calibrated: 1/13/2011
- Sensor-Surface: 3mm (Mechanical Surface Detection)
- Electronics: DAE3 Sn472; Calibrated: 3/7/2011
- Phantom: SAM 2; Type: SAM 4.0; Serial: 1080
- Measurement SW: DASY52, Version 52.6 (2); SEMCAD X Version 14.4.4 (2829)

Configuration/Touch position -/Area Scan (61x91x1): Measurement grid: dx=15mm, dy=15mm

Info: Interpolated medium parameters used for SAR evaluation.
Maximum value of SAR (interpolated) = 0.443 mW/g

Configuration/Touch position -/Zoom Scan (5x5x7) (5x5x7)/Cube 0:
Measurement grid: dx=7.5mm, dy=7.5mm, dz=5mm
Reference Value = 19.188 V/m; Power Drift = 0.03 dB
Peak SAR (extrapolated) = 0.552 W/kg
SAR(1 g) = 0.415 mW/g; SAR(10 g) = 0.299 mW/g

Info: Interpolated medium parameters used for SAR evaluation.
Maximum value of SAR (measured) = 0.440 mW/g

This report shall NOT be reproduced except in full without the written consent of RIM Testing Services
Copyright 2005-2011, RIM Testing Services, a division of Research In Motion Limited

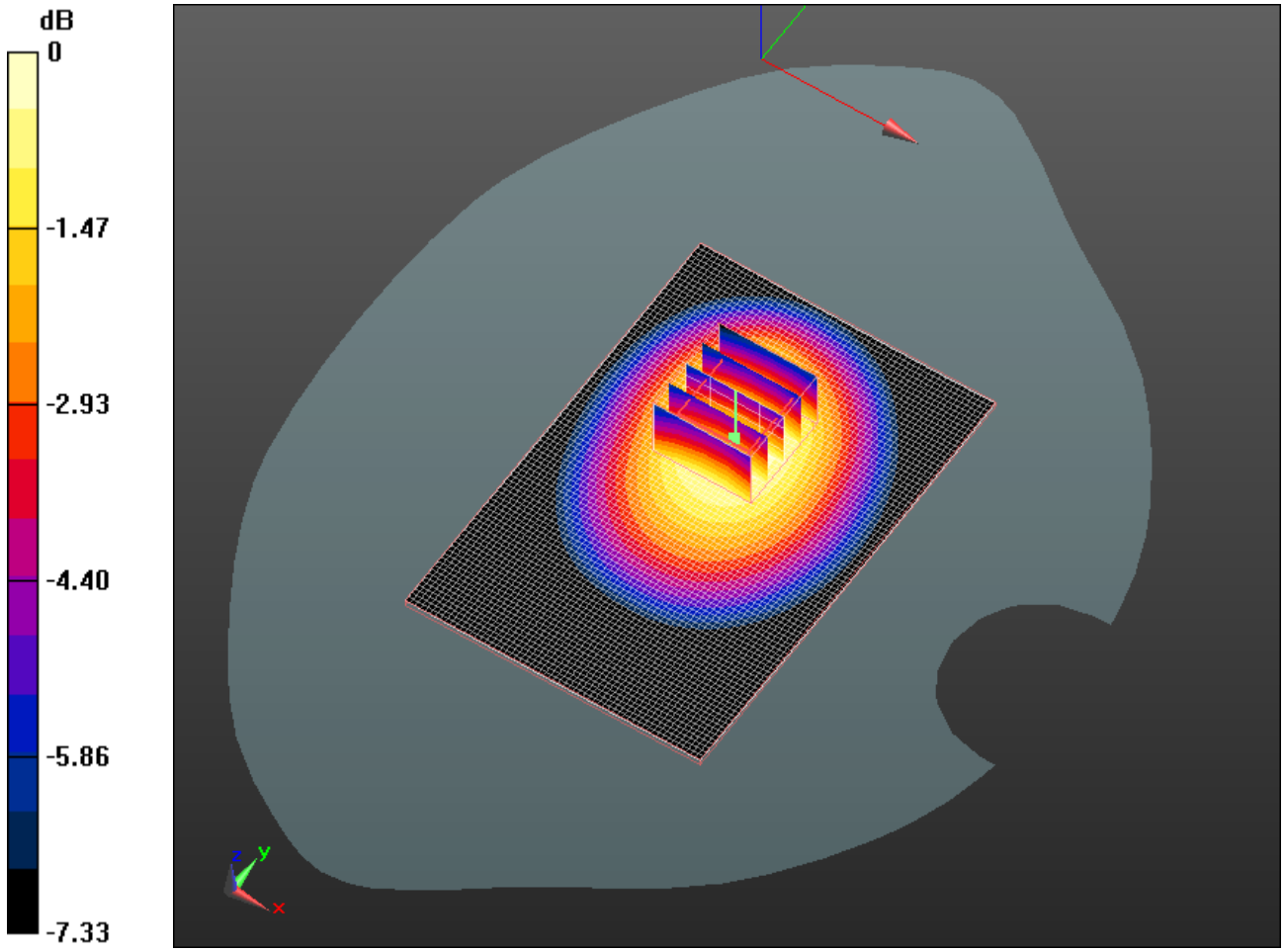

0 dB = 0.440mW/g

This report shall NOT be reproduced except in full without the written consent of RIM Testing Services
Copyright 2005-2011, RIM Testing Services, a division of Research In Motion Limited

Date/Time: 7/29/2011 1:38:40 AM, Date/Time: 7/29/2011 1:45:35 AM

Test Laboratory: RIM Testing Services

Vertical

Holster_Back_GPRS850_mid_chan_amb_temp_23.0_liq_temp_22.5C

DUT: BlackBerry Smartphone; Type: Sample ; Serial: 27DD7A26

Communication System: GPRS 850; Communication System Band: GPRS 850;
Frequency: 836.8 MHz;Communication System PAR: 6.232 dB
Medium parameters used (interpolated): f = 836.8 MHz; σ = 0.995 mho/m; ε_r = 54.122; ρ = 1000 kg/m^3
Phantom section: Flat Section
Measurement Standard: DASY5 (IEEE/IEC/1528)

DASY5 Configuration:

- Probe: ES3DV3 - SN3225; ConvF(6.3, 6.3, 6.3); Calibrated: 1/13/2011
- Sensor-Surface: 3mm (Mechanical Surface Detection)
- Electronics: DAE3 Sn472; Calibrated: 3/7/2011
- Phantom: SAM 2; Type: SAM 4.0; Serial: 1080
- Measurement SW: DASY52, Version 52.6 (2); SEMCAD X Version 14.4.4 (2829)

Configuration/Touch position -/Area Scan (61x91x1): Measurement grid: dx=15mm, dy=15mm

Info: Interpolated medium parameters used for SAR evaluation.
Maximum value of SAR (interpolated) = 0.578 mW/g

Configuration/Touch position -/Zoom Scan (5x5x7) (5x5x7)/Cube 0:
Measurement grid: dx=7.5mm, dy=7.5mm, dz=5mm
Reference Value = 22.713 V/m; Power Drift = -0.02 dB
Peak SAR (extrapolated) = 0.696 W/kg
SAR(1 g) = 0.544 mW/g; SAR(10 g) = 0.402 mW/g

Info: Interpolated medium parameters used for SAR evaluation.
Maximum value of SAR (measured) = 0.577 mW/g

This report shall NOT be reproduced except in full without the written consent of RIM Testing Services
Copyright 2005-2011, RIM Testing Services, a division of Research In Motion Limited



0 dB = 0.580mW/g

This report shall NOT be reproduced except in full without the written consent of RIM Testing Services
Copyright 2005-2011, RIM Testing Services, a division of Research In Motion Limited

Date/Time: 7/29/2011 12:50:16 AM, Date/Time: 7/29/2011 12:57:13 AM

Test Laboratory: RIM Testing Services

15mm_Spacer_Back_Headset_GPRS850_mid_chan_amb_temp_23.0_liq_temp_22.7C

DUT: BlackBerry Smartphone; Type: Sample ; Serial: 27DD7A26

Communication System: GPRS 850; Communication System Band: GPRS 850;
Frequency: 836.8 MHz;Communication System PAR: 6.232 dB
Medium parameters used (interpolated): f = 836.8 MHz; σ = 0.995 mho/m; ε_r = 54.122; ρ = 1000 kg/m^3
Phantom section: Flat Section
Measurement Standard: DASY5 (IEEE/IEC/1528)

DASY5 Configuration:

- Probe: ES3DV3 - SN3225; ConvF(6.3, 6.3, 6.3); Calibrated: 1/13/2011
- Sensor-Surface: 3mm (Mechanical Surface Detection)
- Electronics: DAE3 Sn472; Calibrated: 3/7/2011
- Phantom: SAM 2; Type: SAM 4.0; Serial: 1080
- Measurement SW: DASY52, Version 52.6 (2); SEMCAD X Version 14.4.4 (2829)

Configuration/Touch position -/Area Scan (61x91x1): Measurement grid: dx=15mm, dy=15mm

Info: Interpolated medium parameters used for SAR evaluation.
Maximum value of SAR (interpolated) = 0.533 mW/g

Configuration/Touch position -/Zoom Scan (5x5x7) (5x5x7)/Cube 0:
Measurement grid: dx=7.5mm, dy=7.5mm, dz=5mm
Reference Value = 20.332 V/m; Power Drift = 0.07 dB
Peak SAR (extrapolated) = 0.661 W/kg
SAR(1 g) = 0.499 mW/g; SAR(10 g) = 0.359 mW/g

This report shall NOT be reproduced except in full without the written consent of RIM Testing Services
Copyright 2005-2011, RIM Testing Services, a division of Research In Motion Limited

Info: Interpolated medium parameters used for SAR evaluation.
Maximum value of SAR (measured) = 0.527 mW/g



0 dB = 0.530mW/g

This report shall NOT be reproduced except in full without the written consent of RIM Testing Services
Copyright 2005-2011, RIM Testing Services, a division of Research In Motion Limited

Date/Time: 8/2/2011 8:14:51 PM, Date/Time: 8/2/2011 8:21:46 PM

Test Laboratory: RIM Testing Services

15mm_Spacer_Back_UMTS_band_V_low_chan_amb_temp_23.2_liq_temp_22.8C

DUT: BlackBerry Smartphone; Type: Sample ; Serial: 27DD7A26

Communication System: WCDMA FDD V; Communication System Band: UMTS band V; Frequency: 826.4 MHz;Communication System PAR: 0 dB
Medium parameters used (interpolated): f = 826.4 MHz; σ = 0.928 mho/m; ε_r = 52.567; ρ = 1000 kg/m^3
Phantom section: Flat Section
Measurement Standard: DASY5 (IEEE/IEC/1528)

DASY5 Configuration:

- Probe: ES3DV3 - SN3225; ConvF(6.3, 6.3, 6.3); Calibrated: 1/13/2011
- Sensor-Surface: 3mm (Mechanical Surface Detection)
- Electronics: DAE3 Sn472; Calibrated: 3/7/2011
- Phantom: SAM 2; Type: SAM 4.0; Serial: 1080
- Measurement SW: DASY52, Version 52.6 (2); SEMCAD X Version 14.4.4 (2829)

Configuration/Touch position -/Area Scan (61x91x1): Measurement grid: dx=15mm, dy=15mm

Info: Interpolated medium parameters used for SAR evaluation.
Maximum value of SAR (interpolated) = 0.784 mW/g

Configuration/Touch position -/Zoom Scan (5x5x7) (5x5x7)/Cube 0:
Measurement grid: dx=7.5mm, dy=7.5mm, dz=5mm
Reference Value = 27.337 V/m; Power Drift = -0.0055 dB
Peak SAR (extrapolated) = 0.950 W/kg
SAR(1 g) = 0.729 mW/g; SAR(10 g) = 0.529 mW/g

Info: Interpolated medium parameters used for SAR evaluation.
Maximum value of SAR (measured) = 0.775 mW/g

This report shall NOT be reproduced except in full without the written consent of RIM Testing Services
Copyright 2005-2011, RIM Testing Services, a division of Research In Motion Limited

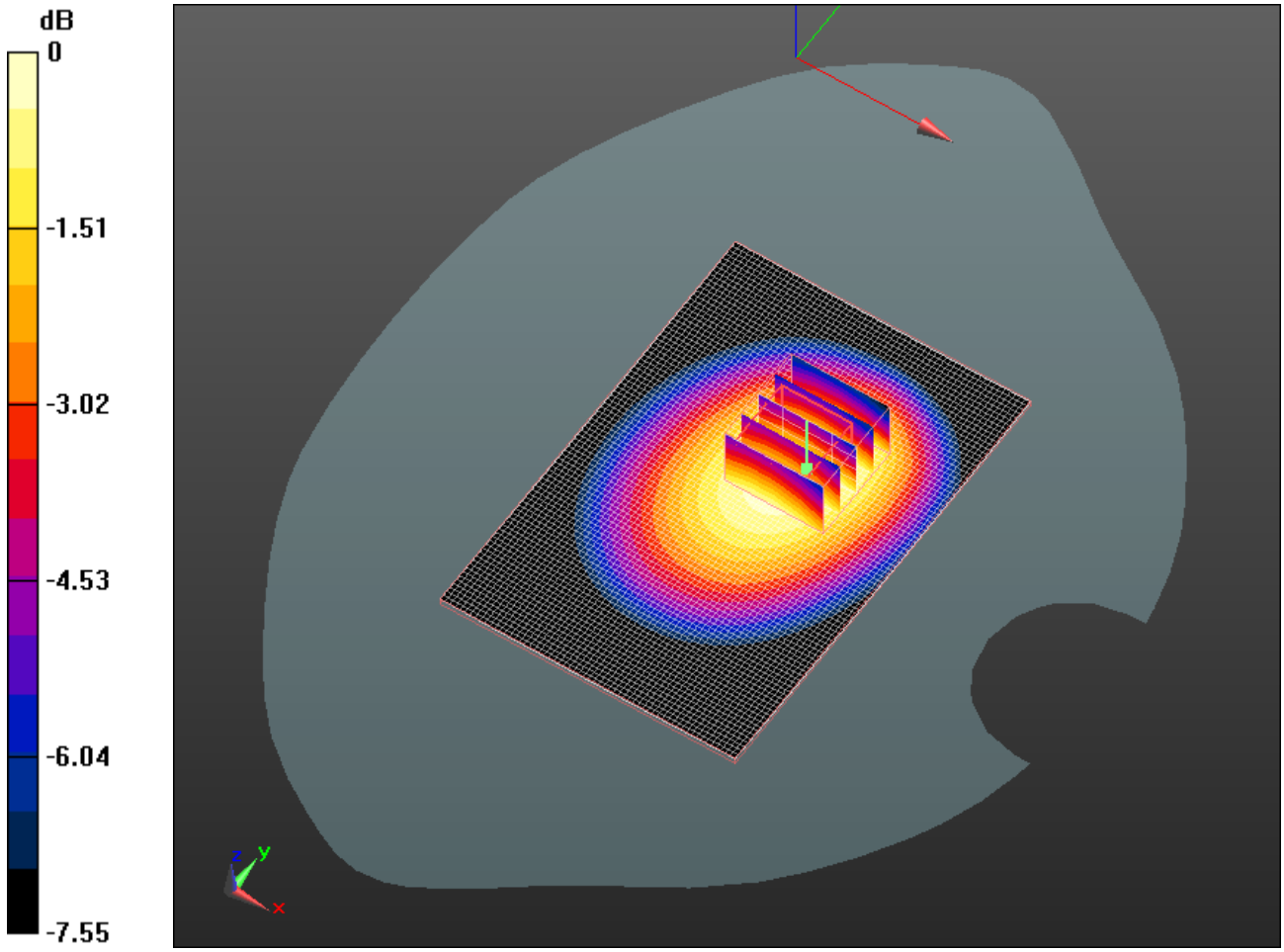

0 dB = 0.770mW/g

This report shall NOT be reproduced except in full without the written consent of RIM Testing Services
Copyright 2005-2011, RIM Testing Services, a division of Research In Motion Limited

Date/Time: 8/2/2011 7:57:31 PM, Date/Time: 8/2/2011 8:04:27 PM

Test Laboratory: RIM Testing Services

15mm_Spacer_Back_UMTS_band_V_mid_chan_amb_temp_23.4_liq_temp_23.0C

DUT: BlackBerry Smartphone; Type: Sample ; Serial: 27DD7A26

Communication System: WCDMA FDD V; Communication System Band: UMTS band V; Frequency: 836.4 MHz;Communication System PAR: 0 dB
Medium parameters used (interpolated): f = 836.4 MHz; σ = 0.937 mho/m; ε_r = 52.504; ρ = 1000 kg/m^3
Phantom section: Flat Section
Measurement Standard: DASY5 (IEEE/IEC/1528)

DASY5 Configuration:

- Probe: ES3DV3 - SN3225; ConvF(6.3, 6.3, 6.3); Calibrated: 1/13/2011
- Sensor-Surface: 3mm (Mechanical Surface Detection)
- Electronics: DAE3 Sn472; Calibrated: 3/7/2011
- Phantom: SAM 2; Type: SAM 4.0; Serial: 1080
- Measurement SW: DASY52, Version 52.6 (2); SEMCAD X Version 14.4.4 (2829)

Configuration/Touch position -/Area Scan (61x91x1): Measurement grid: dx=15mm, dy=15mm

Info: Interpolated medium parameters used for SAR evaluation.
Maximum value of SAR (interpolated) = 0.874 mW/g

Configuration/Touch position -/Zoom Scan (5x5x7) (5x5x7)/Cube 0:
Measurement grid: dx=7.5mm, dy=7.5mm, dz=5mm
Reference Value = 29.002 V/m; Power Drift = -0.06 dB
Peak SAR (extrapolated) = 1.065 W/kg
SAR(1 g) = 0.813 mW/g; SAR(10 g) = 0.589 mW/g

Info: Interpolated medium parameters used for SAR evaluation.
Maximum value of SAR (measured) = 0.863 mW/g

This report shall NOT be reproduced except in full without the written consent of RIM Testing Services
Copyright 2005-2011, RIM Testing Services, a division of Research In Motion Limited

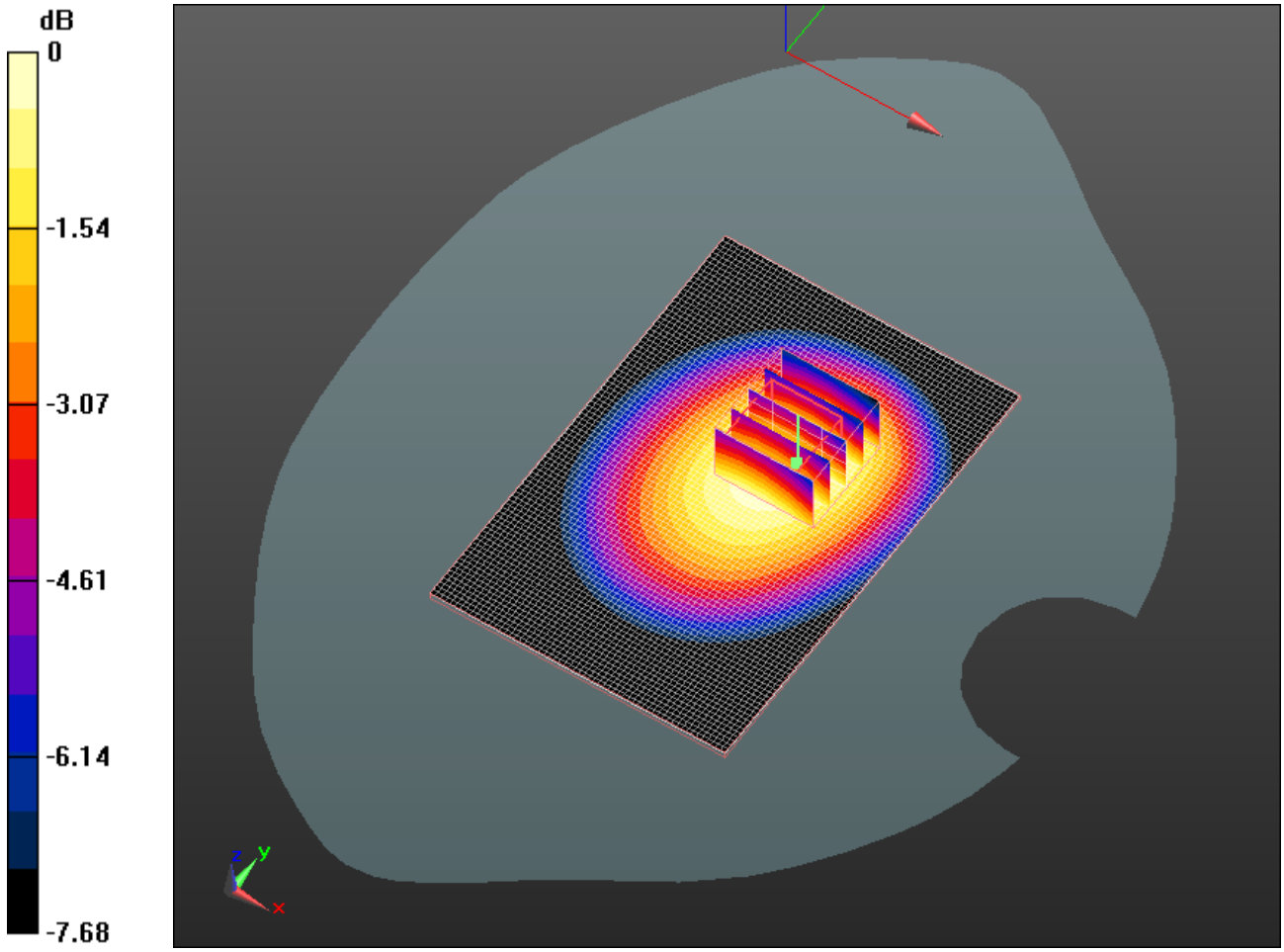

0 dB = 0.860mW/g

This report shall NOT be reproduced except in full without the written consent of RIM Testing Services
Copyright 2005-2011, RIM Testing Services, a division of Research In Motion Limited

Date/Time: 8/2/2011 8:31:39 PM, Date/Time: 8/2/2011 8:38:36 PM

Test Laboratory: RIM Testing Services

15mm_Spacer_Back_UMTS_band_V_high_chan_amb_temp_23.2_liq_temp_22.8C

DUT: BlackBerry Smartphone; Type: Sample ; Serial: 27DD7A26

Communication System: WCDMA FDD V; Communication System Band: UMTS band V; Frequency: 846.6 MHz;Communication System PAR: 0 dB
Medium parameters used (interpolated): f = 846.6 MHz; σ = 0.946 mho/m; ε_r = 52.391; ρ = 1000 kg/m^3
Phantom section: Flat Section
Measurement Standard: DASY5 (IEEE/IEC/1528)

DASY5 Configuration:

- Probe: ES3DV3 - SN3225; ConvF(6.3, 6.3, 6.3); Calibrated: 1/13/2011
- Sensor-Surface: 3mm (Mechanical Surface Detection)
- Electronics: DAE3 Sn472; Calibrated: 3/7/2011
- Phantom: SAM 2; Type: SAM 4.0; Serial: 1080
- Measurement SW: DASY52, Version 52.6 (2); SEMCAD X Version 14.4.4 (2829)

Configuration/Touch position -/Area Scan (61x91x1): Measurement grid: dx=15mm, dy=15mm

Info: Interpolated medium parameters used for SAR evaluation.
Maximum value of SAR (interpolated) = 0.691 mW/g

Configuration/Touch position -/Zoom Scan (5x5x7) (6x6x7)/Cube 0:
Measurement grid: dx=7.5mm, dy=7.5mm, dz=5mm
Reference Value = 25.616 V/m; Power Drift = 0.02 dB
Peak SAR (extrapolated) = 0.849 W/kg
SAR(1 g) = 0.645 mW/g; SAR(10 g) = 0.467 mW/g

Info: Interpolated medium parameters used for SAR evaluation.
Maximum value of SAR (measured) = 0.683 mW/g

This report shall NOT be reproduced except in full without the written consent of RIM Testing Services
Copyright 2005-2011, RIM Testing Services, a division of Research In Motion Limited

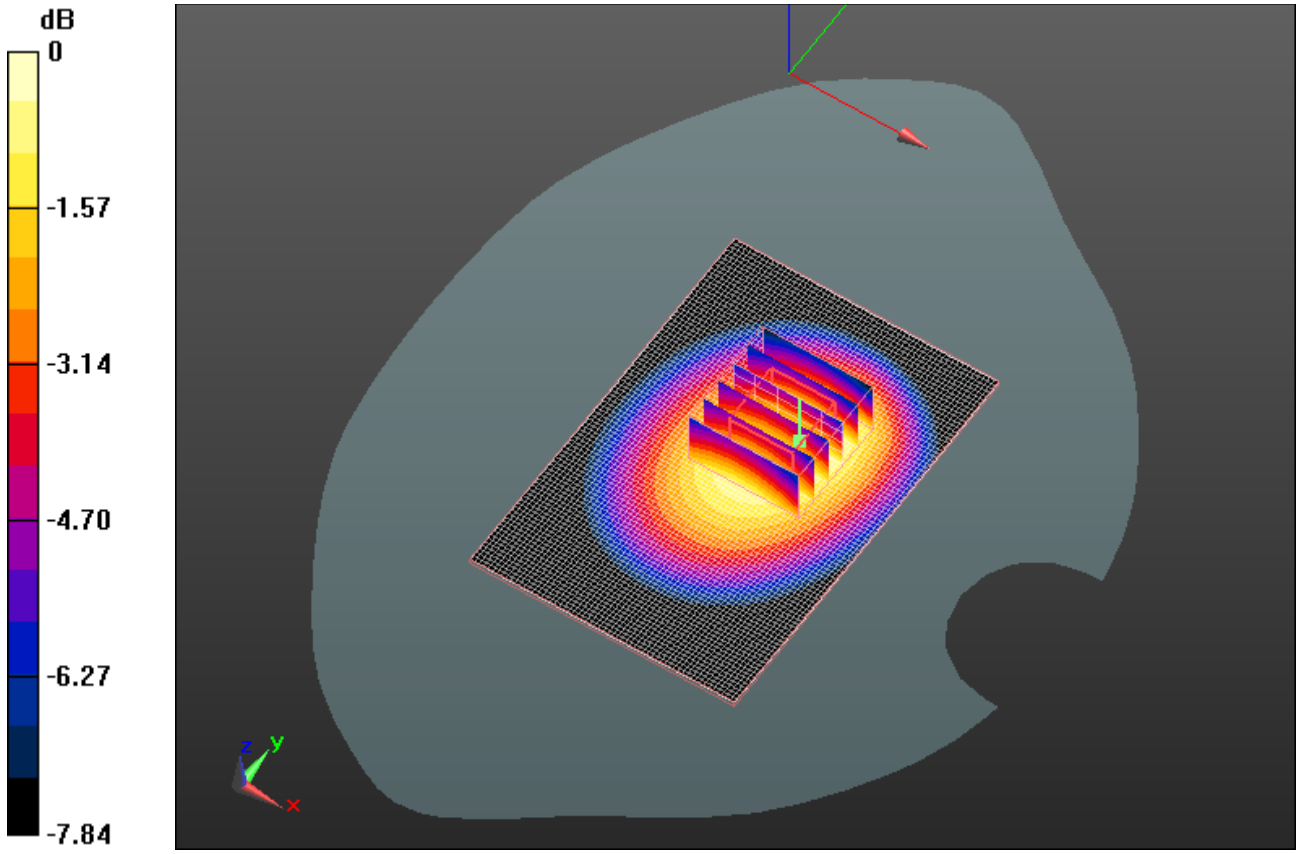

0 dB = 0.680mW/g

This report shall NOT be reproduced except in full without the written consent of RIM Testing Services
Copyright 2005-2011, RIM Testing Services, a division of Research In Motion Limited

Date/Time: 8/2/2011 9:27:25 PM, Date/Time: 8/2/2011 9:34:25 PM

Test Laboratory: RIM Testing Services

15mm_Spacer_Front_UMTS_band_V_mid_chan_amb_temp_23.4_liq_temp_23.0C

DUT: BlackBerry Smartphone; Type: Sample ; Serial: 27DD7A26

Communication System: WCDMA FDD V; Communication System Band: UMTS band V; Frequency: 836.4 MHz;Communication System PAR: 0 dB
Medium parameters used (interpolated): f = 836.4 MHz; σ = 0.937 mho/m; ε_r = 52.504; ρ = 1000 kg/m^3
Phantom section: Flat Section
Measurement Standard: DASY5 (IEEE/IEC/1528)

DASY5 Configuration:

- Probe: ES3DV3 - SN3225; ConvF(6.3, 6.3, 6.3); Calibrated: 1/13/2011
- Sensor-Surface: 3mm (Mechanical Surface Detection)
- Electronics: DAE3 Sn472; Calibrated: 3/7/2011
- Phantom: SAM 2; Type: SAM 4.0; Serial: 1080
- Measurement SW: DASY52, Version 52.6 (2); SEMCAD X Version 14.4.4 (2829)

Configuration/Touch position -/Area Scan (61x91x1): Measurement grid: dx=15mm, dy=15mm

Info: Interpolated medium parameters used for SAR evaluation.
Maximum value of SAR (interpolated) = 0.646 mW/g

Configuration/Touch position -/Zoom Scan (5x5x7) (6x6x7)/Cube 0:
Measurement grid: dx=7.5mm, dy=7.5mm, dz=5mm
Reference Value = 23.095 V/m; Power Drift = -0.01 dB
Peak SAR (extrapolated) = 0.811 W/kg
SAR(1 g) = 0.607 mW/g; SAR(10 g) = 0.438 mW/g

Info: Interpolated medium parameters used for SAR evaluation.
Maximum value of SAR (measured) = 0.642 mW/g

This report shall NOT be reproduced except in full without the written consent of RIM Testing Services
Copyright 2005-2011, RIM Testing Services, a division of Research In Motion Limited



0 dB = 0.640mW/g

This report shall NOT be reproduced except in full without the written consent of RIM Testing Services
Copyright 2005-2011, RIM Testing Services, a division of Research In Motion Limited

Date/Time: 8/2/2011 8:53:11 PM, Date/Time: 8/2/2011 9:00:08 PM

Test Laboratory: RIM Testing Services

Vertical

Holster_Back_UMTS_band_V_mid_chan_amb_temp_23.2_liq_temp_22.8C

DUT: BlackBerry Smartphone; Type: Sample ; Serial: 27DD7A26

Communication System: WCDMA FDD V; Communication System Band: UMTS band V; Frequency: 836.4 MHz;Communication System PAR: 0 dB
Medium parameters used (interpolated): f = 836.4 MHz; σ = 0.937 mho/m; ε_r = 52.504; ρ = 1000 kg/m^3
Phantom section: Flat Section
Measurement Standard: DASY5 (IEEE/IEC/1528)

DASY5 Configuration:

- Probe: ES3DV3 - SN3225; ConvF(6.3, 6.3, 6.3); Calibrated: 1/13/2011
- Sensor-Surface:3mm (Mechanical Surface Detection)
- Electronics: DAE3 Sn472; Calibrated: 3/7/2011
- Phantom: SAM 2; Type: SAM 4.0; Serial: 1080
- Measurement SW: DASY52, Version 52.6 (2); SEMCAD X Version 14.4.4 (2829)

Configuration/Touch position -/Area Scan (61x91x1): Measurement grid: dx=15mm, dy=15mm

Info: Interpolated medium parameters used for SAR evaluation.
Maximum value of SAR (interpolated) = 0.630 mW/g

Configuration/Touch position -/Zoom Scan (5x5x7) (5x5x7)/Cube 0:
Measurement grid: dx=7.5mm, dy=7.5mm, dz=5mm
Reference Value = 25.195 V/m; Power Drift = -0.01 dB
Peak SAR (extrapolated) = 0.752 W/kg
SAR(1 g) = 0.593 mW/g; SAR(10 g) = 0.439 mW/g

This report shall NOT be reproduced except in full without the written consent of RIM Testing Services
Copyright 2005-2011, RIM Testing Services, a division of Research In Motion Limited

Info: Interpolated medium parameters used for SAR evaluation.
Maximum value of SAR (measured) = 0.626 mW/g



0 dB = 0.630mW/g

This report shall NOT be reproduced except in full without the written consent of RIM Testing Services
Copyright 2005-2011, RIM Testing Services, a division of Research In Motion Limited

Date/Time: 8/2/2011 10:38:38 PM, Date/Time: 8/2/2011 10:45:35 PM

Test Laboratory: RIM Testing Services

15mm_Spacer_Back_Headset_UMTS_band_V_mid_chan_amb_temp_23.4_liq_temp_23.0C

DUT: BlackBerry Smartphone; Type: Sample ; Serial: 27DD7A26

Communication System: WCDMA FDD V; Communication System Band: UMTS band V; Frequency: 836.4 MHz;Communication System PAR: 0 dB
Medium parameters used (interpolated): f = 836.4 MHz; σ = 0.937 mho/m; ε_r = 52.504; ρ = 1000 kg/m^3
Phantom section: Flat Section
Measurement Standard: DASY5 (IEEE/IEC/1528)

DASY5 Configuration:

- Probe: ES3DV3 - SN3225; ConvF(6.3, 6.3, 6.3); Calibrated: 1/13/2011
- Sensor-Surface: 3mm (Mechanical Surface Detection)
- Electronics: DAE3 Sn472; Calibrated: 3/7/2011
- Phantom: SAM 2; Type: SAM 4.0; Serial: 1080
- Measurement SW: DASY52, Version 52.6 (2); SEMCAD X Version 14.4.4 (2829)

Configuration/Touch position -/Area Scan (61x91x1): Measurement grid: dx=15mm, dy=15mm

Info: Interpolated medium parameters used for SAR evaluation.
Maximum value of SAR (interpolated) = 0.813 mW/g

Configuration/Touch position -/Zoom Scan (5x5x7) (6x6x7)/Cube 0:
Measurement grid: dx=7.5mm, dy=7.5mm, dz=5mm
Reference Value = 24.401 V/m; Power Drift = 0.0049 dB
Peak SAR (extrapolated) = 0.992 W/kg
SAR(1 g) = 0.740 mW/g; SAR(10 g) = 0.528 mW/g

Info: Interpolated medium parameters used for SAR evaluation.
Maximum value of SAR (measured) = 0.786 mW/g

This report shall NOT be reproduced except in full without the written consent of RIM Testing Services
Copyright 2005-2011, RIM Testing Services, a division of Research In Motion Limited

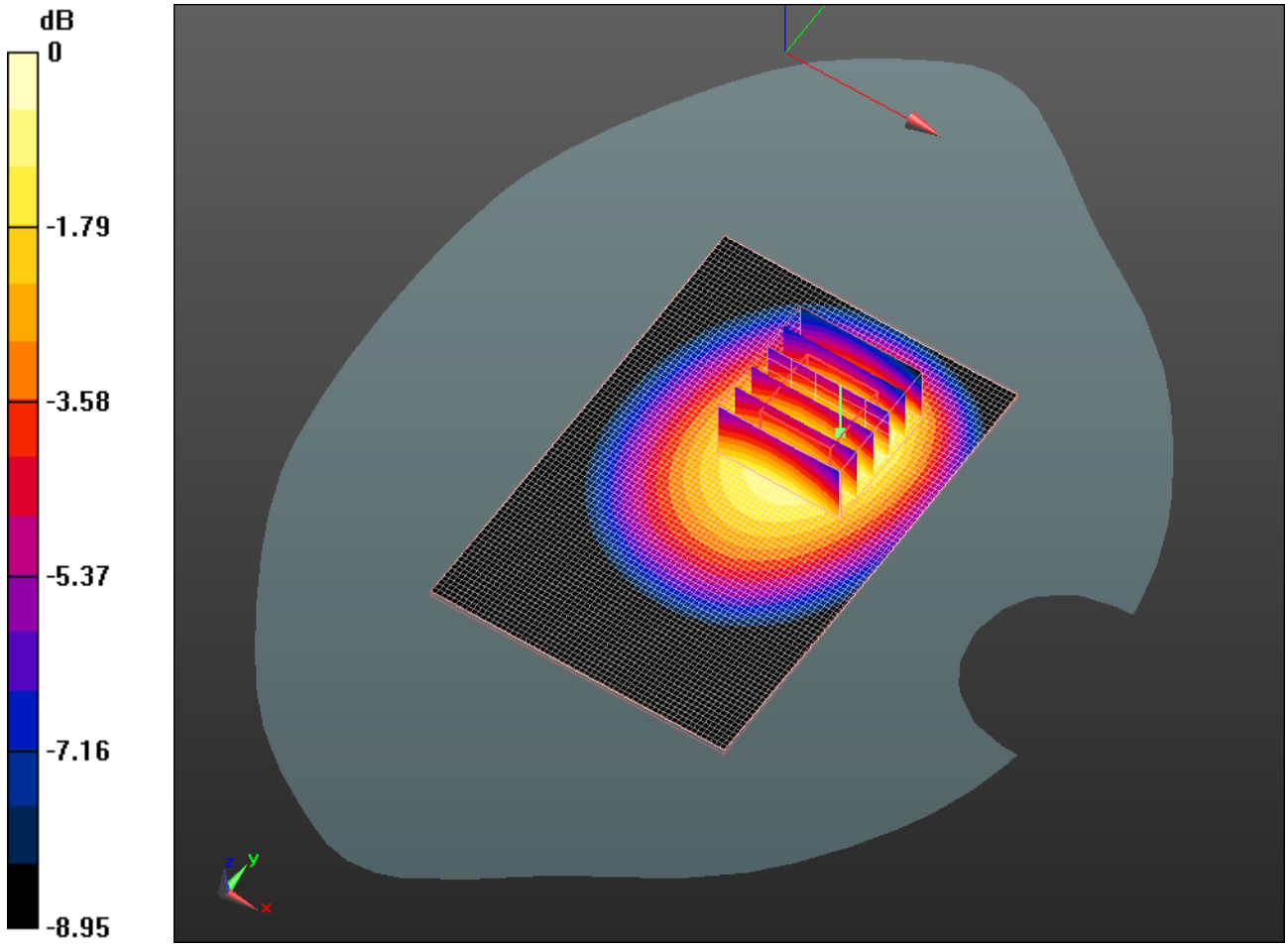

0 dB = 0.790mW/g

This report shall NOT be reproduced except in full without the written consent of RIM Testing Services
Copyright 2005-2011, RIM Testing Services, a division of Research In Motion Limited

Date/Time: 8/16/2011 6:38:53 PM, Date/Time: 8/16/2011 6:45:46 PM

Test Laboratory: RIM Testing Services

15mm_Spacer_Back_GPRS1900_mid_chan_amb_temp_23.4_liq_temp_22.6C

DUT: BlackBerry Smartphone; Type: Sample ; Serial: 27DD7A26

Communication System: GPRS 1900; Communication System Band: GPRS 1900;
Frequency: 1880 MHz;Communication System PAR: 6.232 dB
Medium parameters used: f = 1880 MHz; σ = 1.543 mho/m; ε_r = 52.13; ρ = 1000 kg/m^3
Phantom section: Flat Section
Measurement Standard: DASY5 (IEEE/IEC/1528)

DASY5 Configuration:

- Probe: ES3DV3 - SN3225; ConvF(4.88, 4.88, 4.88); Calibrated: 1/13/2011
- Sensor-Surface: 3mm (Mechanical Surface Detection), Sensor-Surface: 3mm (Mechanical Surface Detection)
- Electronics: DAE3 Sn472; Calibrated: 3/7/2011
- Phantom: SAM 2; Type: SAM 4.0; Serial: 1080
- Measurement SW: DASY52, Version 52.6 (2); SEMCAD X Version 14.4.4 (2829)

Configuration/Touch position -/Area Scan (61x91x1): Measurement grid: dx=15mm, dy=15mm
Maximum value of SAR (interpolated) = 0.488 mW/g

Configuration/Touch position -/Zoom Scan (5x5x7) (5x5x7)/Cube 0:
Measurement grid: dx=7.5mm, dy=7.5mm, dz=5mm
Reference Value = 12.096 V/m; Power Drift = 0.0071 dB
Peak SAR (extrapolated) = 0.694 W/kg
SAR(1 g) = 0.436 mW/g; SAR(10 g) = 0.268 mW/g
Maximum value of SAR (measured) = 0.522 mW/g

This report shall NOT be reproduced except in full without the written consent of RIM Testing Services
Copyright 2005-2011, RIM Testing Services, a division of Research In Motion Limited

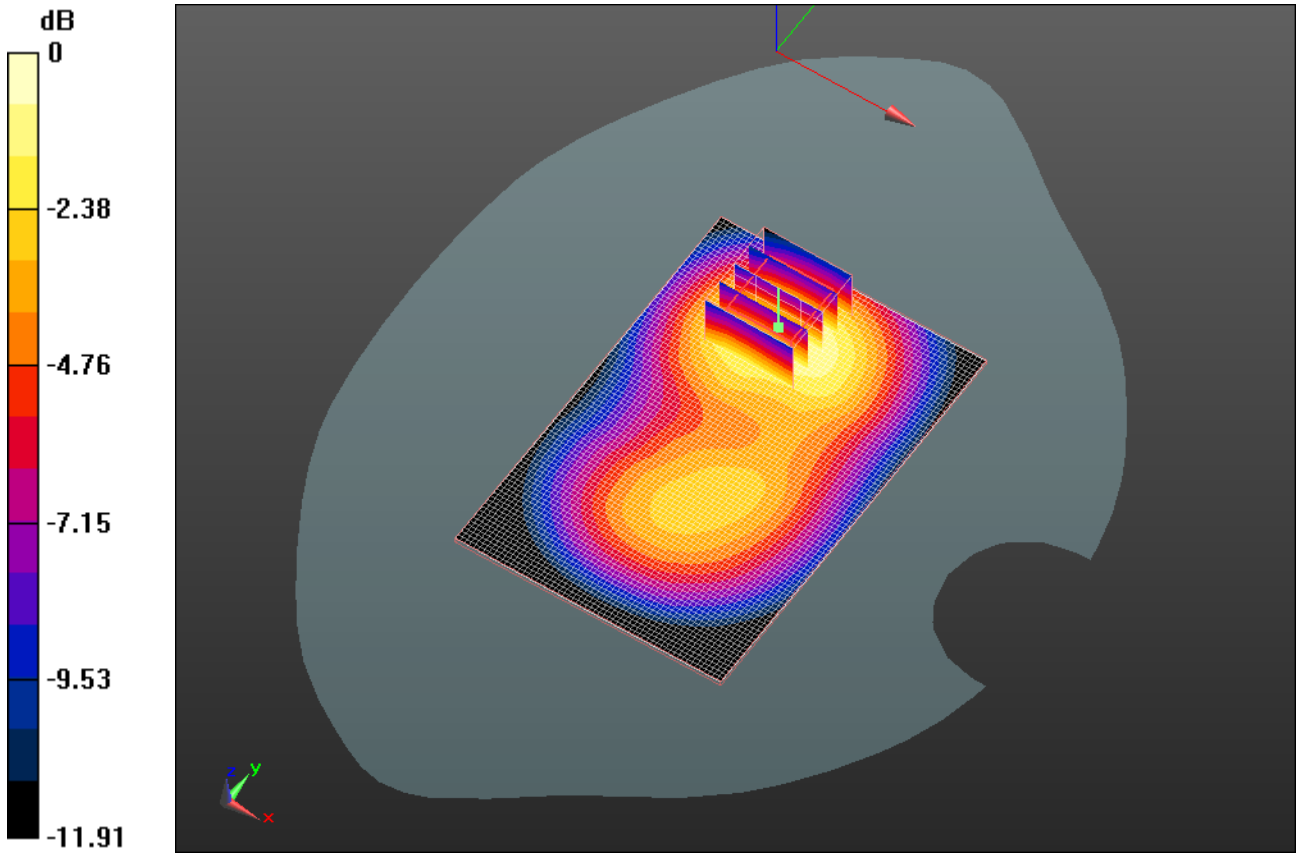

0 dB = 0.520mW/g

This report shall NOT be reproduced except in full without the written consent of RIM Testing Services
Copyright 2005-2011, RIM Testing Services, a division of Research In Motion Limited

Date/Time: 8/16/2011 6:59:22 PM, Date/Time: 8/16/2011 7:06:17 PM

Test Laboratory: RIM Testing Services

15mm_Spacer_Front_GPRS1900_mid_chan_amb_temp_23.2_liq_temp_22.4C

DUT: BlackBerry Smartphone; Type: Sample ; Serial: 27DD7A26

Communication System: GPRS 1900; Communication System Band: GPRS 1900;
Frequency: 1880 MHz;Communication System PAR: 6.232 dB
Medium parameters used: f = 1880 MHz; σ = 1.543 mho/m; ε_r = 52.13; ρ = 1000 kg/m^3
Phantom section: Flat Section
Measurement Standard: DASY5 (IEEE/IEC/1528)

DASY5 Configuration:

- Probe: ES3DV3 - SN3225; ConvF(4.88, 4.88, 4.88); Calibrated: 1/13/2011
- Sensor-Surface: 3mm (Mechanical Surface Detection), Sensor-Surface: 3mm (Mechanical Surface Detection)
- Electronics: DAE3 Sn472; Calibrated: 3/7/2011
- Phantom: SAM 2; Type: SAM 4.0; Serial: 1080
- Measurement SW: DASY52, Version 52.6 (2); SEMCAD X Version 14.4.4 (2829)

Configuration/Touch position -/Area Scan (61x91x1): Measurement grid: dx=15mm, dy=15mm
Maximum value of SAR (interpolated) = 0.341 mW/g

Configuration/Touch position -/Zoom Scan (5x5x7) (5x5x7)/Cube 0:
Measurement grid: dx=7.5mm, dy=7.5mm, dz=5mm
Reference Value = 11.111 V/m; Power Drift = 0.03 dB
Peak SAR (extrapolated) = 0.522 W/kg
SAR(1 g) = 0.326 mW/g; SAR(10 g) = 0.192 mW/g
Maximum value of SAR (measured) = 0.392 mW/g

This report shall NOT be reproduced except in full without the written consent of RIM Testing Services
Copyright 2005-2011, RIM Testing Services, a division of Research In Motion Limited



0 dB = 0.390mW/g

This report shall NOT be reproduced except in full without the written consent of RIM Testing Services
Copyright 2005-2011, RIM Testing Services, a division of Research In Motion Limited

Date/Time: 8/16/2011 7:16:39 PM, Date/Time: 8/16/2011 7:23:29 PM

Test Laboratory: RIM Testing Services

Vertical

Holster_Back_GPRS1900_mid_chan_amb_temp_23.1_liq_temp_22.3C

DUT: BlackBerry Smartphone; Type: Sample ; Serial: 27DD7A26

Communication System: GPRS 1900; Communication System Band: GPRS 1900;
Frequency: 1880 MHz;Communication System PAR: 6.232 dB
Medium parameters used: f = 1880 MHz; σ = 1.543 mho/m; ε_r = 52.13; ρ = 1000 kg/m^3
Phantom section: Flat Section
Measurement Standard: DASY5 (IEEE/IEC/1528)

DASY5 Configuration:

- Probe: ES3DV3 - SN3225; ConvF(4.88, 4.88, 4.88); Calibrated: 1/13/2011
- Sensor-Surface: 3mm (Mechanical Surface Detection), Sensor-Surface: 3mm (Mechanical Surface Detection)
- Electronics: DAE3 Sn472; Calibrated: 3/7/2011
- Phantom: SAM 2; Type: SAM 4.0; Serial: 1080
- Measurement SW: DASY52, Version 52.6 (2); SEMCAD X Version 14.4.4 (2829)

Configuration/Touch position -/Area Scan (61x91x1): Measurement grid: dx=15mm, dy=15mm
Maximum value of SAR (interpolated) = 0.387 mW/g

Configuration/Touch position -/Zoom Scan (5x5x7) (5x5x7)/Cube 0:
Measurement grid: dx=7.5mm, dy=7.5mm, dz=5mm
Reference Value = 8.117 V/m; Power Drift = 0.12 dB
Peak SAR (extrapolated) = 0.531 W/kg
SAR(1 g) = 0.353 mW/g; SAR(10 g) = 0.224 mW/g
Maximum value of SAR (measured) = 0.411 mW/g

This report shall NOT be reproduced except in full without the written consent of RIM Testing Services
Copyright 2005-2011, RIM Testing Services, a division of Research In Motion Limited



0 dB = 0.410mW/g

This report shall NOT be reproduced except in full without the written consent of RIM Testing Services
Copyright 2005-2011, RIM Testing Services, a division of Research In Motion Limited

Date/Time: 8/16/2011 7:33:56 PM, Date/Time: 8/16/2011 7:40:49 PM

Test Laboratory: RIM Testing Services

15mm_Spacer_Back_Headset_GPRS1900_mid_chan_amb_temp_23.2_liq_temp_22.4C

DUT: BlackBerry Smartphone; Type: Sample ; Serial: 27DD7A26

Communication System: GPRS 1900; Communication System Band: GPRS 1900;
Frequency: 1880 MHz;Communication System PAR: 6.232 dB
Medium parameters used: f = 1880 MHz; σ = 1.543 mho/m; ε_r = 52.13; ρ = 1000 kg/m^3
Phantom section: Flat Section
Measurement Standard: DASY5 (IEEE/IEC/1528)

DASY5 Configuration:

- Probe: ES3DV3 - SN3225; ConvF(4.88, 4.88, 4.88); Calibrated: 1/13/2011
- Sensor-Surface: 3mm (Mechanical Surface Detection), Sensor-Surface: 3mm (Mechanical Surface Detection)
- Electronics: DAE3 Sn472; Calibrated: 3/7/2011
- Phantom: SAM 2; Type: SAM 4.0; Serial: 1080
- Measurement SW: DASY52, Version 52.6 (2); SEMCAD X Version 14.4.4 (2829)

Configuration/Touch position -/Area Scan (61x91x1): Measurement grid: dx=15mm, dy=15mm
Maximum value of SAR (interpolated) = 0.419 mW/g

Configuration/Touch position -/Zoom Scan (5x5x7) (5x5x7)/Cube 0:
Measurement grid: dx=7.5mm, dy=7.5mm, dz=5mm
Reference Value = 12.529 V/m; Power Drift = 0.05 dB
Peak SAR (extrapolated) = 0.593 W/kg
SAR(1 g) = 0.380 mW/g; SAR(10 g) = 0.237 mW/g
Maximum value of SAR (measured) = 0.447 mW/g

This report shall NOT be reproduced except in full without the written consent of RIM Testing Services
Copyright 2005-2011, RIM Testing Services, a division of Research In Motion Limited



0 dB = 0.450mW/g

This report shall NOT be reproduced except in full without the written consent of RIM Testing Services
Copyright 2005-2011, RIM Testing Services, a division of Research In Motion Limited

Date/Time: 8/15/2011 6:21:09 PM, Date/Time: 8/15/2011 6:27:56 PM

Test Laboratory: RIM Testing Services

15mm_Spacer_Back_UMTS_band_II_mid_chan_amb_temp_23.3_liq_temp_23.3C

DUT: BlackBerry Smartphone; Type: Sample ; Serial: 27DD7A26

Communication System: WCDMA FDD II; Communication System Band: UMTS FDD II; Frequency: 1880 MHz;Communication System PAR: 0 dB
Medium parameters used: f = 1880 MHz; σ = 1.543 mho/m; ε_r = 52.13; ρ = 1000 kg/m^3
Phantom section: Flat Section
Measurement Standard: DASY5 (IEEE/IEC/1528)

DASY5 Configuration:

- Probe: ES3DV3 - SN3225; ConvF(4.88, 4.88, 4.88); Calibrated: 1/13/2011
- Sensor-Surface: 3mm (Mechanical Surface Detection)
- Electronics: DAE3 Sn472; Calibrated: 3/7/2011
- Phantom: SAM 2; Type: SAM 4.0; Serial: 1080
- Measurement SW: DASY52, Version 52.6 (2); SEMCAD X Version 14.4.4 (2829)

Configuration/Touch position -/Area Scan (61x91x1): Measurement grid: dx=15mm, dy=15mm
Maximum value of SAR (interpolated) = 0.823 mW/g

Configuration/Touch position -/Zoom Scan (5x5x7) (6x6x7)/Cube 0:
Measurement grid: dx=7.5mm, dy=7.5mm, dz=5mm
Reference Value = 15.279 V/m; Power Drift = -0.03 dB
Peak SAR (extrapolated) = 1.071 W/kg
SAR(1 g) = 0.678 mW/g; SAR(10 g) = 0.416 mW/g
Maximum value of SAR (measured) = 0.807 mW/g

This report shall NOT be reproduced except in full without the written consent of RIM Testing Services
Copyright 2005-2011, RIM Testing Services, a division of Research In Motion Limited

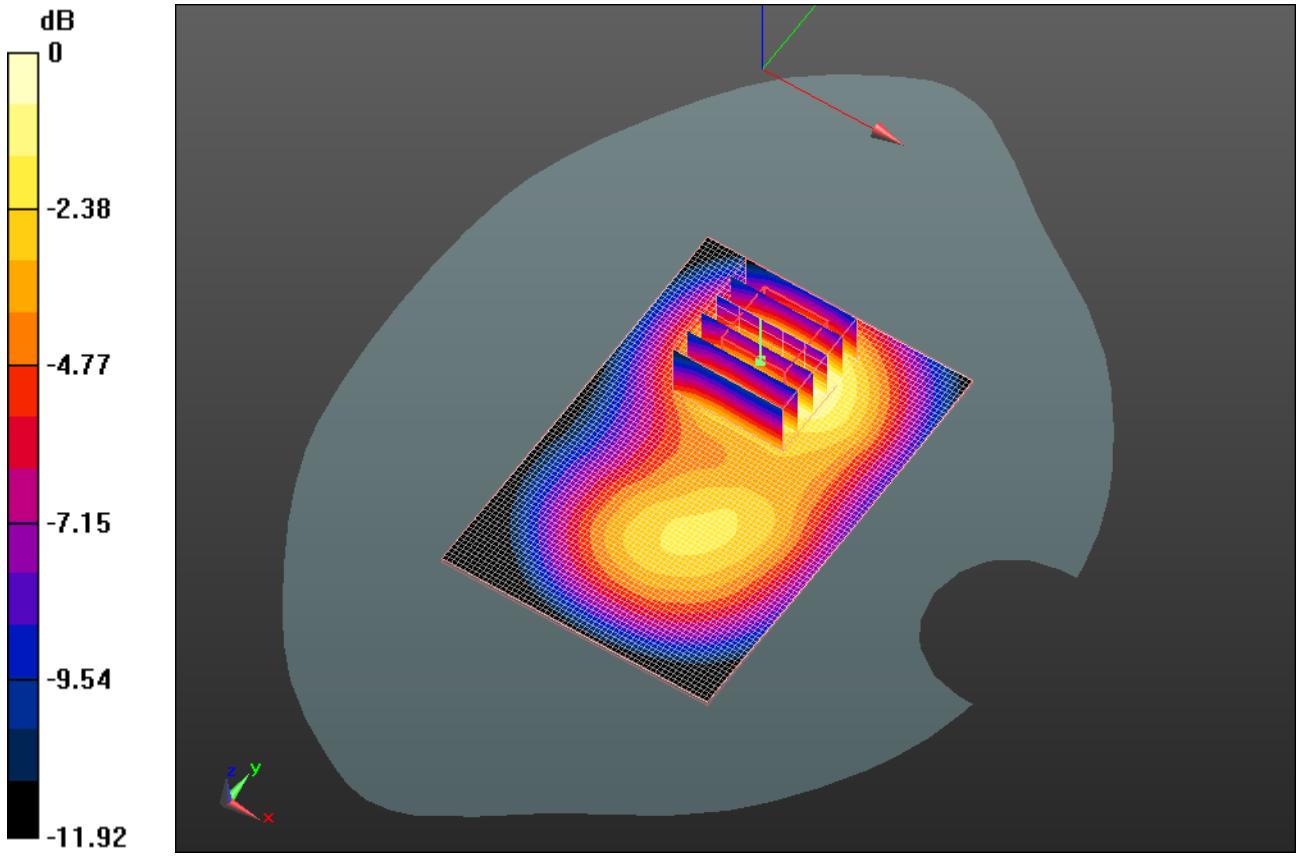

0 dB = 0.810mW/g

This report shall NOT be reproduced except in full without the written consent of RIM Testing Services
Copyright 2005-2011, RIM Testing Services, a division of Research In Motion Limited

Date/Time: 8/15/2011 6:39:45 PM, Date/Time: 8/15/2011 6:46:32 PM

Test Laboratory: RIM Testing Services

15mm_Spacer_Front_UMTS_band_II_mid_chan_amb_temp_23.1_liq_temp_23.1C

DUT: BlackBerry Smartphone; Type: Sample ; Serial: 27DD7A26

Communication System: WCDMA FDD II; Communication System Band: UMTS FDD II; Frequency: 1880 MHz;Communication System PAR: 0 dB
Medium parameters used: f = 1880 MHz; σ = 1.543 mho/m; ε_r = 52.13; ρ = 1000 kg/m^3
Phantom section: Flat Section
Measurement Standard: DASY5 (IEEE/IEC/1528)

DASY5 Configuration:

- Probe: ES3DV3 - SN3225; ConvF(4.88, 4.88, 4.88); Calibrated: 1/13/2011
- Sensor-Surface: 3mm (Mechanical Surface Detection)
- Electronics: DAE3 Sn472; Calibrated: 3/7/2011
- Phantom: SAM 2; Type: SAM 4.0; Serial: 1080
- Measurement SW: DASY52, Version 52.6 (2); SEMCAD X Version 14.4.4 (2829)

Configuration/Touch position -/Area Scan (61x91x1): Measurement grid: dx=15mm, dy=15mm
Maximum value of SAR (interpolated) = 0.723 mW/g

Configuration/Touch position -/Zoom Scan (5x5x7) (5x5x7)/Cube 0:
Measurement grid: dx=7.5mm, dy=7.5mm, dz=5mm
Reference Value = 15.402 V/m; Power Drift = -0.01 dB
Peak SAR (extrapolated) = 0.974 W/kg
SAR(1 g) = 0.597 mW/g; SAR(10 g) = 0.351 mW/g
Maximum value of SAR (measured) = 0.724 mW/g

This report shall NOT be reproduced except in full without the written consent of RIM Testing Services
Copyright 2005-2011, RIM Testing Services, a division of Research In Motion Limited

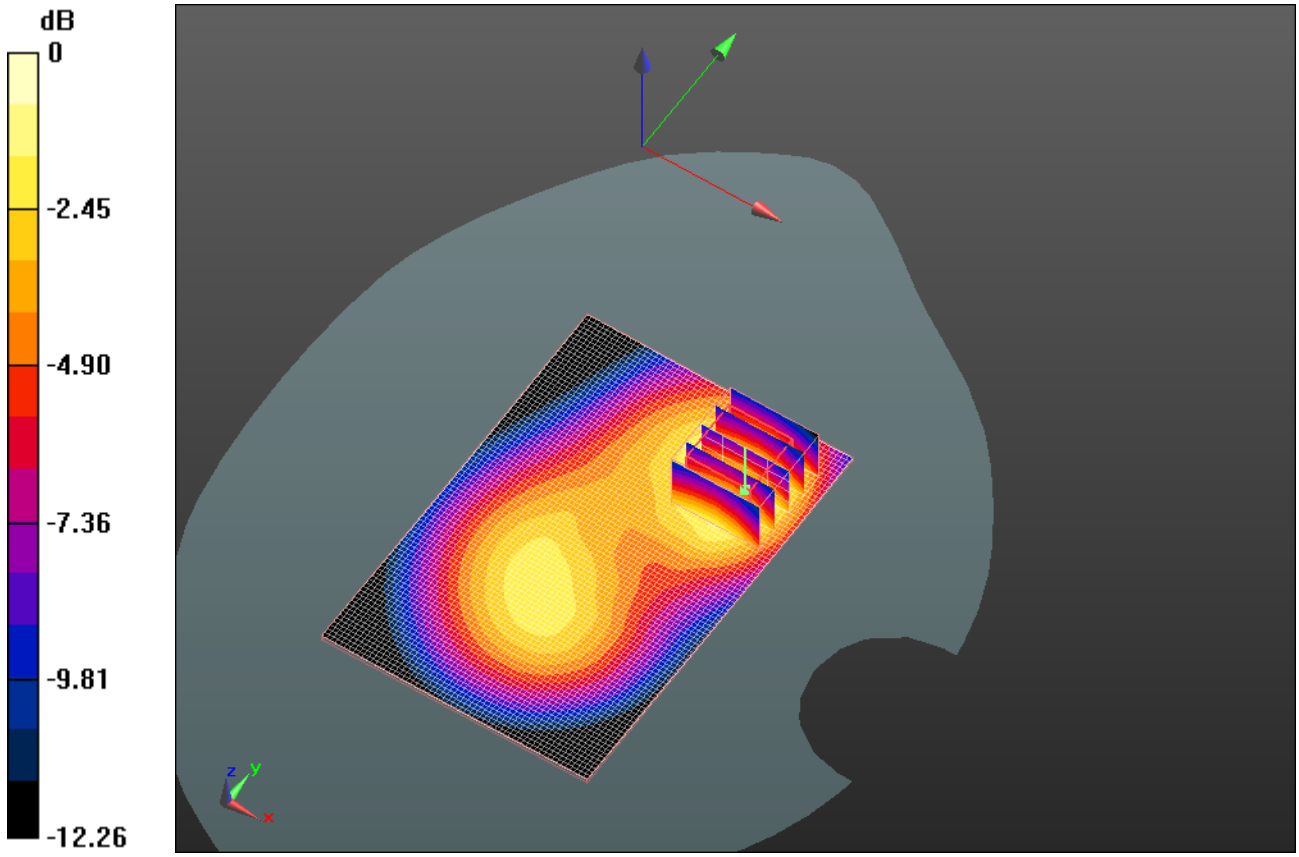

0 dB = 0.720mW/g

This report shall NOT be reproduced except in full without the written consent of RIM Testing Services
Copyright 2005-2011, RIM Testing Services, a division of Research In Motion Limited

Date/Time: 8/15/2011 7:01:05 PM, Date/Time: 8/15/2011 7:07:54 PM

Test Laboratory: RIM Testing Services

Vertical

Holster_Back_UMTS_band_II_mid_chan_amb_temp_23.1_liq_temp_23.1C

DUT: BlackBerry Smartphone; Type: Sample ; Serial: 27DD7A26

Communication System: WCDMA FDD II; Communication System Band: UMTS FDD II; Frequency: 1880 MHz;Communication System PAR: 0 dB
Medium parameters used: f = 1880 MHz; σ = 1.543 mho/m; ε_r = 52.13; ρ = 1000 kg/m^3
Phantom section: Flat Section
Measurement Standard: DASY5 (IEEE/IEC/1528)

DASY5 Configuration:

- Probe: ES3DV3 - SN3225; ConvF(4.88, 4.88, 4.88); Calibrated: 1/13/2011
- Sensor-Surface: 3mm (Mechanical Surface Detection)
- Electronics: DAE3 Sn472; Calibrated: 3/7/2011
- Phantom: SAM 2; Type: SAM 4.0; Serial: 1080
- Measurement SW: DASY52, Version 52.6 (2); SEMCAD X Version 14.4.4 (2829)

Configuration/Touch position -/Area Scan (61x91x1): Measurement grid: dx=15mm, dy=15mm
Maximum value of SAR (interpolated) = 0.579 mW/g

Configuration/Touch position -/Zoom Scan (5x5x7) (5x5x7)/Cube 0:
Measurement grid: dx=7.5mm, dy=7.5mm, dz=5mm
Reference Value = 9.990 V/m; Power Drift = 0.17 dB
Peak SAR (extrapolated) = 0.730 W/kg
SAR(1 g) = 0.480 mW/g; SAR(10 g) = 0.301 mW/g
Maximum value of SAR (measured) = 0.570 mW/g

This report shall NOT be reproduced except in full without the written consent of RIM Testing Services
Copyright 2005-2011, RIM Testing Services, a division of Research In Motion Limited

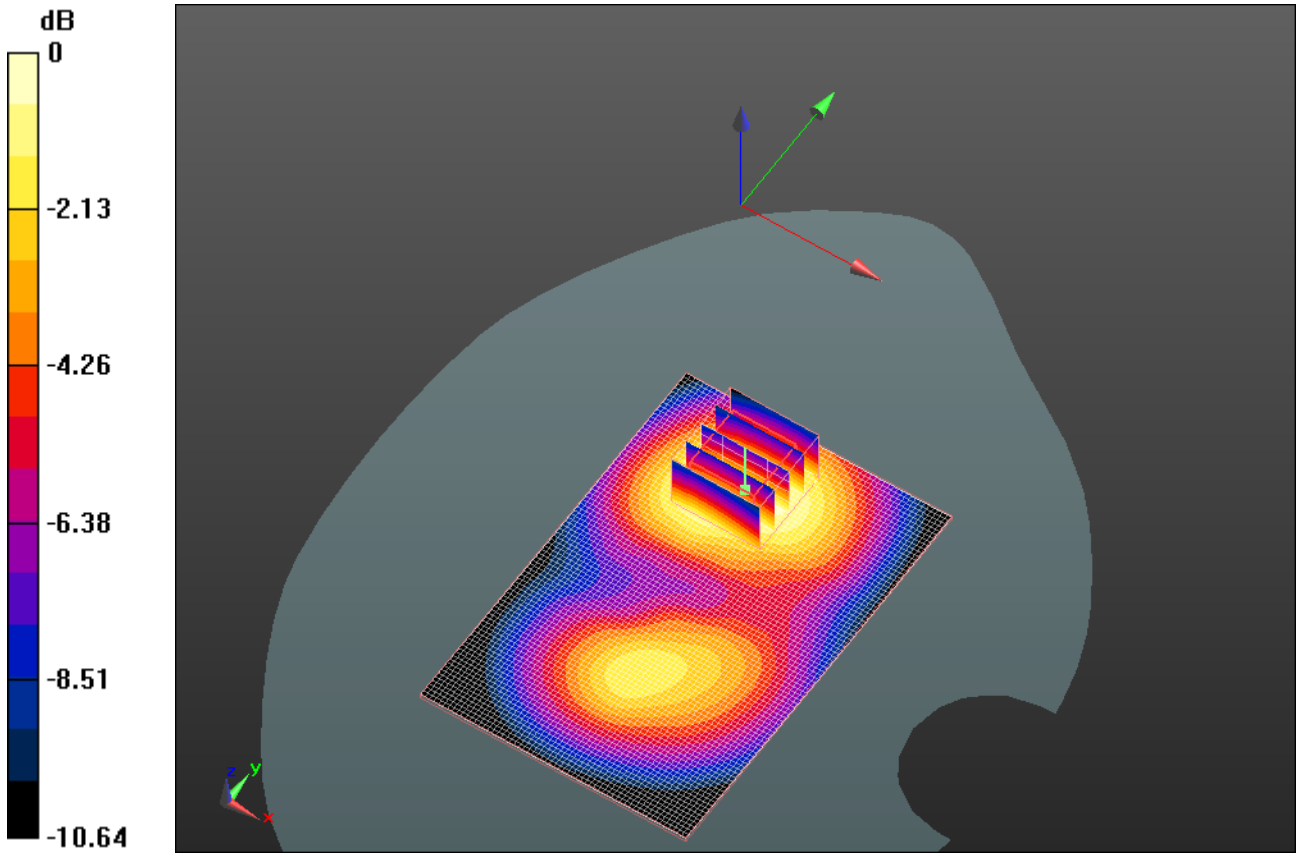

0 dB = 0.570mW/g

This report shall NOT be reproduced except in full without the written consent of RIM Testing Services
Copyright 2005-2011, RIM Testing Services, a division of Research In Motion Limited

Date/Time: 8/15/2011 7:22:28 PM, Date/Time: 8/15/2011 7:29:16 PM

Test Laboratory: RIM Testing Services

15mm_Spacer_Back_Headset_UMTS_band_II_mid_chan_amb_temp_23.1_liq_temp_23.1C

DUT: BlackBerry Smartphone; Type: Sample ; Serial: 27DD7A26

Communication System: WCDMA FDD II; Communication System Band: UMTS FDD II; Frequency: 1880 MHz;Communication System PAR: 0 dB
Medium parameters used: f = 1880 MHz; σ = 1.543 mho/m; ε_r = 52.13; ρ = 1000 kg/m^3
Phantom section: Flat Section
Measurement Standard: DASY5 (IEEE/IEC/1528)

DASY5 Configuration:

- Probe: ES3DV3 - SN3225; ConvF(4.88, 4.88, 4.88); Calibrated: 1/13/2011
- Sensor-Surface: 3mm (Mechanical Surface Detection)
- Electronics: DAE3 Sn472; Calibrated: 3/7/2011
- Phantom: SAM 2; Type: SAM 4.0; Serial: 1080
- Measurement SW: DASY52, Version 52.6 (2); SEMCAD X Version 14.4.4 (2829)

Configuration/Touch position -/Area Scan (61x91x1): Measurement grid: dx=15mm, dy=15mm
Maximum value of SAR (interpolated) = 0.936 mW/g

Configuration/Touch position -/Zoom Scan (5x5x7) (5x5x7)/Cube 0:
Measurement grid: dx=7.5mm, dy=7.5mm, dz=5mm
Reference Value = 16.962 V/m; Power Drift = 0.01 dB
Peak SAR (extrapolated) = 1.149 W/kg
SAR(1 g) = 0.739 mW/g; SAR(10 g) = 0.461 mW/g
Maximum value of SAR (measured) = 0.870 mW/g

This report shall NOT be reproduced except in full without the written consent of RIM Testing Services
Copyright 2005-2011, RIM Testing Services, a division of Research In Motion Limited

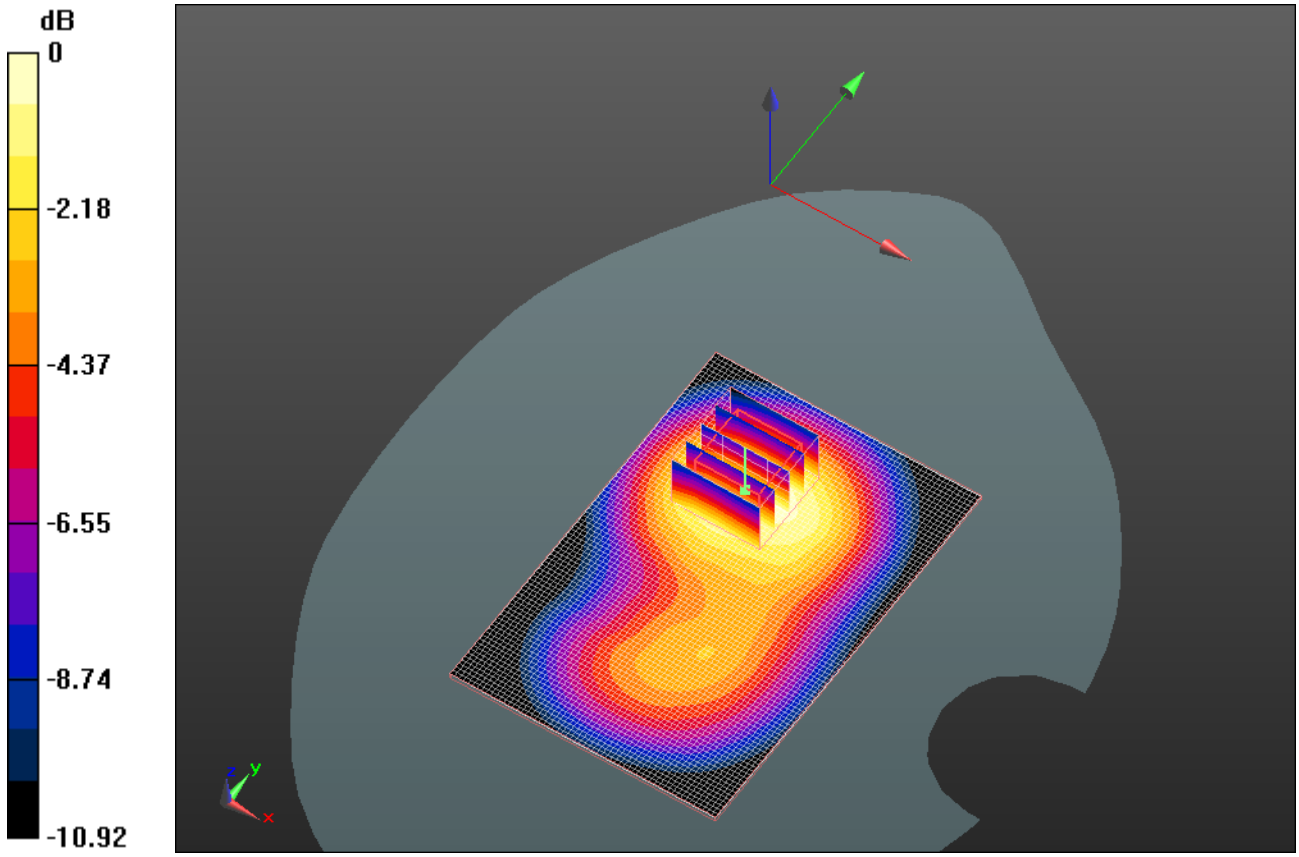

0 dB = 0.870mW/g

This report shall NOT be reproduced except in full without the written consent of RIM Testing Services
Copyright 2005-2011, RIM Testing Services, a division of Research In Motion Limited

Date/Time: 8/22/2011 2:16:24 PM, Date/Time: 8/22/2011 2:23:17 PM

Test Laboratory: RIM Testing Services

15mm_Spacer_Back_802.11b_mid_chan_amb_temp_23.8_liq_temp_23.0C

DUT: BlackBerry Smartphone; Type: Sample ; Serial: 27DD7A26

Communication System: 802.11 b (2450); Communication System Band: 802.11 b; Frequency: 2437 MHz;Communication System PAR: 0 dB
Medium parameters used (interpolated): f = 2437 MHz; σ = 2.001 mho/m; ε_r = 50.161; ρ = 1000 kg/m^3
Phantom section: Flat Section
Measurement Standard: DASY5 (IEEE/IEC/1528)

DASY5 Configuration:

- Probe: ES3DV3 - SN3225; ConvF(4.43, 4.43, 4.43); Calibrated: 1/13/2011
- Sensor-Surface: 3mm (Mechanical Surface Detection)
- Electronics: DAE3 Sn472; Calibrated: 3/7/2011
- Phantom: SAM 2; Type: SAM 4.0; Serial: 1080
- Measurement SW: DASY52, Version 52.6 (2); SEMCAD X Version 14.4.4 (2829)

Configuration/Touch position -/Area Scan (61x91x1): Measurement grid: dx=15mm, dy=15mm

Info: Interpolated medium parameters used for SAR evaluation.
Maximum value of SAR (interpolated) = 0.178 mW/g

Configuration/Touch position -/Zoom Scan (5x5x7) (5x5x7)/Cube 0:
Measurement grid: dx=7.5mm, dy=7.5mm, dz=5mm
Reference Value = 5.383 V/m; Power Drift = 0.34 dB
Peak SAR (extrapolated) = 0.327 W/kg
SAR(1 g) = 0.168 mW/g; SAR(10 g) = 0.087 mW/g

Info: Interpolated medium parameters used for SAR evaluation.
Maximum value of SAR (measured) = 0.185 mW/g

This report shall NOT be reproduced except in full without the written consent of RIM Testing Services
Copyright 2005-2011, RIM Testing Services, a division of Research In Motion Limited

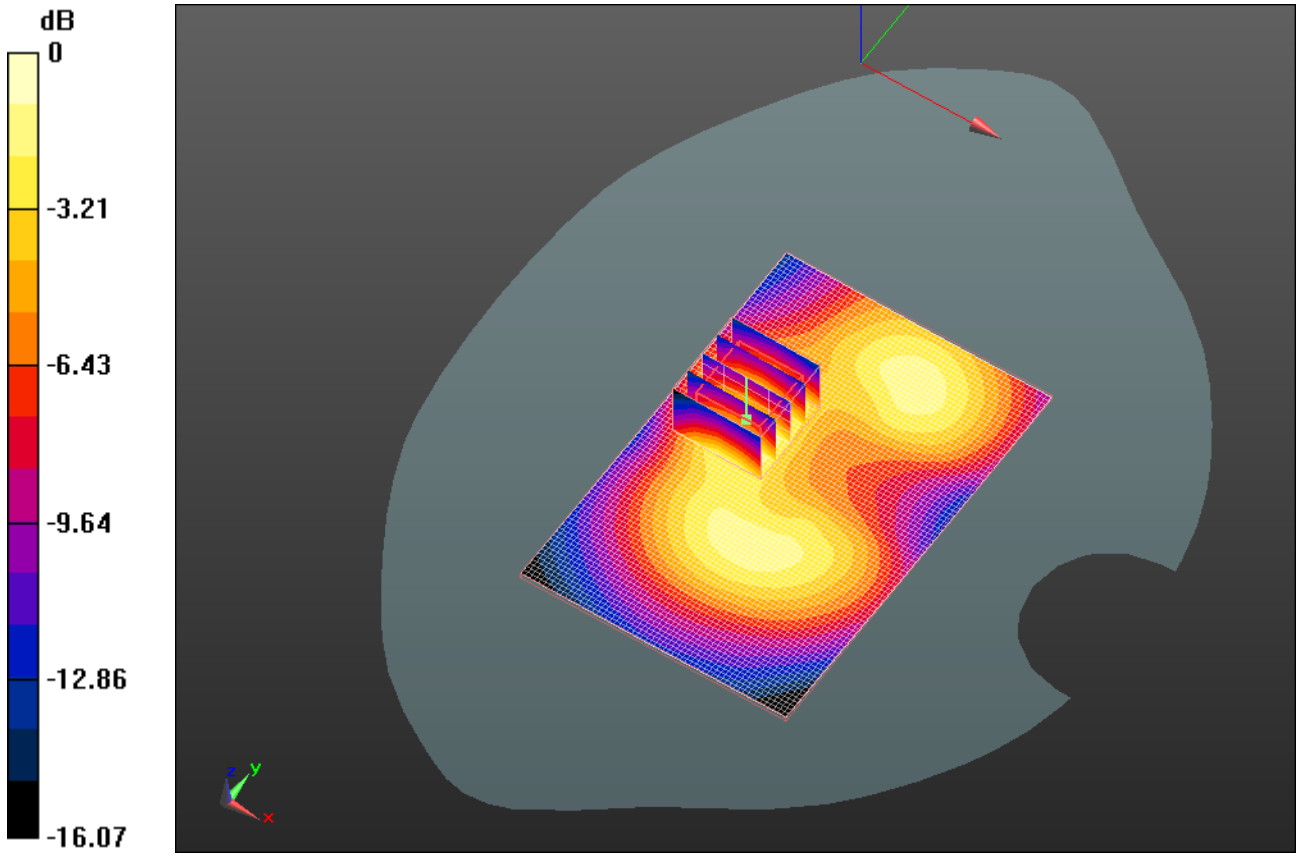

0 dB = 0.190mW/g

This report shall NOT be reproduced except in full without the written consent of RIM Testing Services
Copyright 2005-2011, RIM Testing Services, a division of Research In Motion Limited

Date/Time: 8/22/2011 2:30:11 PM, Date/Time: 8/22/2011 2:37:04 PM

Test Laboratory: RIM Testing Services

15mm_Spacer_Front_802.11b_mid_chan_amb_temp_23.6_liq_temp_22.8C

DUT: BlackBerry Smartphone; Type: Sample ; Serial: 27DD7A26

Communication System: 802.11 b (2450); Communication System Band: 802.11 b; Frequency: 2437 MHz;Communication System PAR: 0 dB
Medium parameters used (interpolated): f = 2437 MHz; σ = 2.001 mho/m; ε_r = 50.161; ρ = 1000 kg/m^3
Phantom section: Flat Section
Measurement Standard: DASY5 (IEEE/IEC/1528)

DASY5 Configuration:

- Probe: ES3DV3 - SN3225; ConvF(4.43, 4.43, 4.43); Calibrated: 1/13/2011
- Sensor-Surface: 3mm (Mechanical Surface Detection)
- Electronics: DAE3 Sn472; Calibrated: 3/7/2011
- Phantom: SAM 2; Type: SAM 4.0; Serial: 1080
- Measurement SW: DASY52, Version 52.6 (2); SEMCAD X Version 14.4.4 (2829)

Configuration/Touch position -/Area Scan (61x91x1): Measurement grid: dx=15mm, dy=15mm

Info: Interpolated medium parameters used for SAR evaluation.
Maximum value of SAR (interpolated) = 0.054 mW/g

Configuration/Touch position -/Zoom Scan (5x5x7) (5x5x7)/Cube 0:
Measurement grid: dx=7.5mm, dy=7.5mm, dz=5mm
Reference Value = 2.174 V/m; Power Drift = 0.08 dB
Peak SAR (extrapolated) = 0.084 W/kg
SAR(1 g) = 0.049 mW/g; SAR(10 g) = 0.028 mW/g

Info: Interpolated medium parameters used for SAR evaluation.
Maximum value of SAR (measured) = 0.052 mW/g

This report shall NOT be reproduced except in full without the written consent of RIM Testing Services
Copyright 2005-2011, RIM Testing Services, a division of Research In Motion Limited

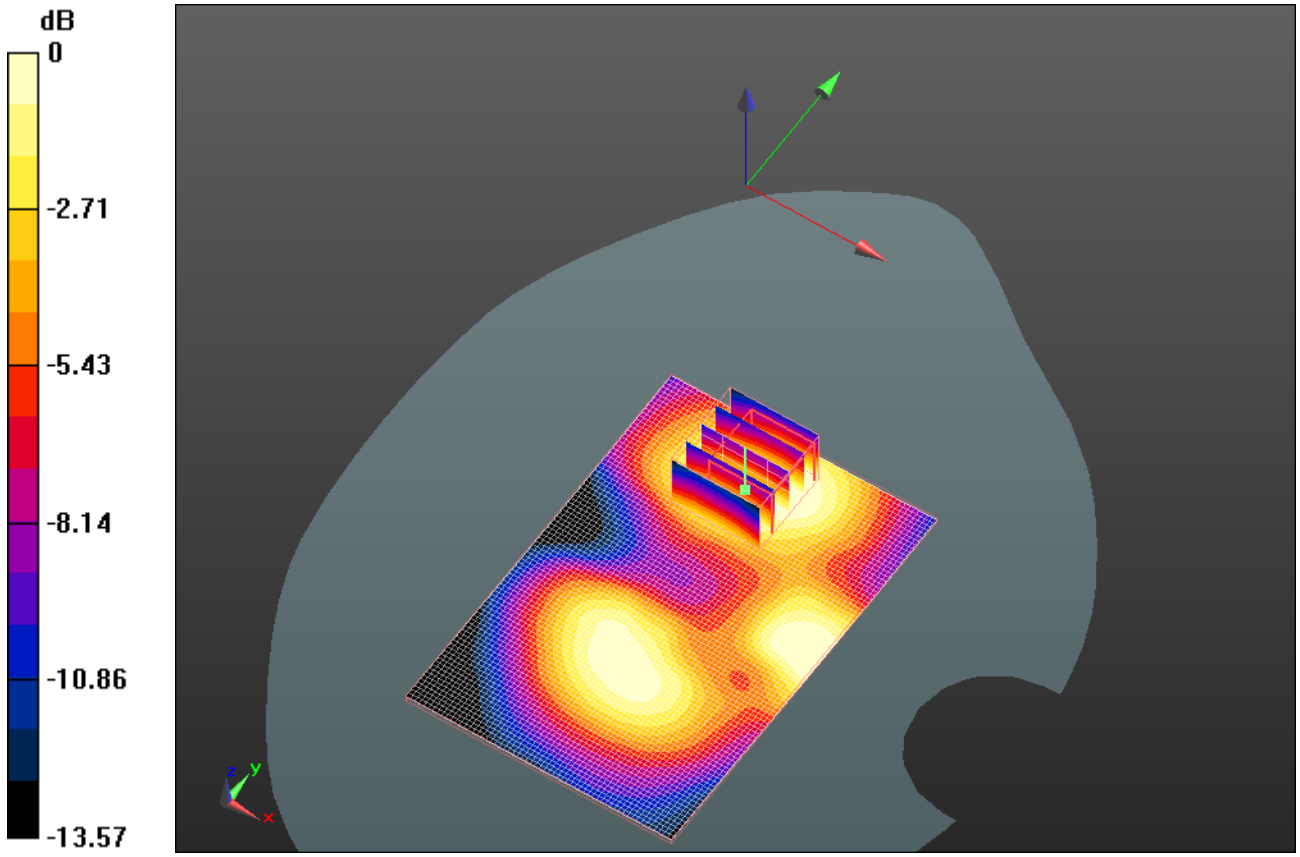

0 dB = 0.050mW/g

This report shall NOT be reproduced except in full without the written consent of RIM Testing Services
Copyright 2005-2011, RIM Testing Services, a division of Research In Motion Limited

Date/Time: 8/22/2011 2:46:05 PM, Date/Time: 8/22/2011 2:52:56 PM

Test Laboratory: RIM Testing Services

Vertical_Holster_Back_802.11b_mid_chan_amb_temp_23.6_liq_temp_22.8C

DUT: BlackBerry Smartphone; Type: Sample ; Serial: 27DD7A26

Communication System: 802.11 b (2450); Communication System Band: 802.11 b; Frequency: 2437 MHz;Communication System PAR: 0 dB
Medium parameters used (interpolated): f = 2437 MHz; σ = 2.001 mho/m; ε_r = 50.161; ρ = 1000 kg/m^3
Phantom section: Flat Section
Measurement Standard: DASY5 (IEEE/IEC/1528)

DASY5 Configuration:

- Probe: ES3DV3 - SN3225; ConvF(4.43, 4.43, 4.43); Calibrated: 1/13/2011
- Sensor-Surface: 3mm (Mechanical Surface Detection)
- Electronics: DAE3 Sn472; Calibrated: 3/7/2011
- Phantom: SAM 2; Type: SAM 4.0; Serial: 1080
- Measurement SW: DASY52, Version 52.6 (2); SEMCAD X Version 14.4.4 (2829)

Configuration/Touch position -/Area Scan (61x91x1): Measurement grid: dx=15mm, dy=15mm

Info: Interpolated medium parameters used for SAR evaluation.
Maximum value of SAR (interpolated) = 0.118 mW/g

Configuration/Touch position -/Zoom Scan (5x5x7) (5x5x7)/Cube 0:
Measurement grid: dx=7.5mm, dy=7.5mm, dz=5mm
Reference Value = 4.663 V/m; Power Drift = -0.17 dB
Peak SAR (extrapolated) = 0.194 W/kg
SAR(1 g) = 0.104 mW/g; SAR(10 g) = 0.057 mW/g

Info: Interpolated medium parameters used for SAR evaluation.
Maximum value of SAR (measured) = 0.113 mW/g

This report shall NOT be reproduced except in full without the written consent of RIM Testing Services
Copyright 2005-2011, RIM Testing Services, a division of Research In Motion Limited



0 dB = 0.110mW/g

This report shall NOT be reproduced except in full without the written consent of RIM Testing Services
Copyright 2005-2011, RIM Testing Services, a division of Research In Motion Limited

Date/Time: 8/22/2011 3:03:31 PM, Date/Time: 8/22/2011 3:10:26 PM

Test Laboratory: RIM Testing Services

15mm_Spacer_Back_HS_802.11b_mid_chan_amb_temp_23.5_liq_temp_22.7C

DUT: BlackBerry Smartphone; Type: Sample ; Serial: 27DD7A26

Communication System: 802.11 b (2450); Communication System Band: 802.11 b; Frequency: 2437 MHz;Communication System PAR: 0 dB
Medium parameters used (interpolated): f = 2437 MHz; σ = 2.001 mho/m; ε_r = 50.161; ρ = 1000 kg/m^3
Phantom section: Flat Section
Measurement Standard: DASY5 (IEEE/IEC/1528)

DASY5 Configuration:

- Probe: ES3DV3 - SN3225; ConvF(4.43, 4.43, 4.43); Calibrated: 1/13/2011
- Sensor-Surface: 3mm (Mechanical Surface Detection)
- Electronics: DAE3 Sn472; Calibrated: 3/7/2011
- Phantom: SAM 2; Type: SAM 4.0; Serial: 1080
- Measurement SW: DASY52, Version 52.6 (2); SEMCAD X Version 14.4.4 (2829)

Configuration/Touch position -/Area Scan (61x91x1): Measurement grid: dx=15mm, dy=15mm

Info: Interpolated medium parameters used for SAR evaluation.
Maximum value of SAR (interpolated) = 0.218 mW/g

Configuration/Touch position -/Zoom Scan (5x5x7) (5x5x7)/Cube 0:
Measurement grid: dx=7.5mm, dy=7.5mm, dz=5mm
Reference Value = 5.003 V/m; Power Drift = 0.05 dB
Peak SAR (extrapolated) = 0.374 W/kg
SAR(1 g) = 0.192 mW/g; SAR(10 g) = 0.099 mW/g

Info: Interpolated medium parameters used for SAR evaluation.
Maximum value of SAR (measured) = 0.213 mW/g

This report shall NOT be reproduced except in full without the written consent of RIM Testing Services
Copyright 2005-2011, RIM Testing Services, a division of Research In Motion Limited

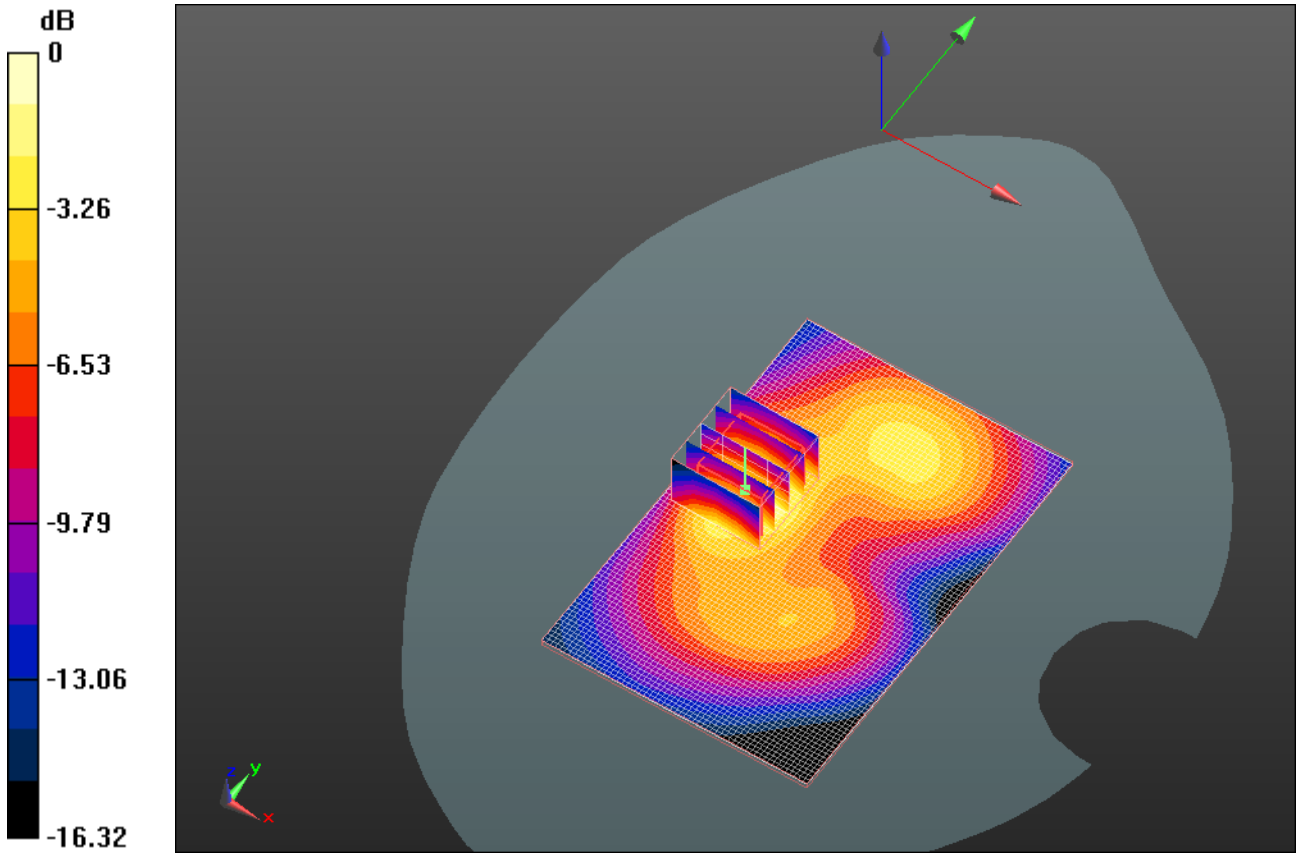

0 dB = 0.210mW/g

This report shall NOT be reproduced except in full without the written consent of RIM Testing Services
Copyright 2005-2011, RIM Testing Services, a division of Research In Motion Limited

Date/Time: 8/23/2011 12:42:20 AM, Date/Time: 8/23/2011 12:49:06 AM

Test Laboratory: RIM Testing Services

15mm_Spacer_Back_Bluetooth_high_chan_amb_temp_23.2_liq_temp_22.4C

DUT: BlackBerry Smartphone; Type: Sample ; Serial: 27DD7A26

Communication System: Bluetooth; Communication System Band: Bluetooth;
Frequency: 2480 MHz;Communication System PAR: 0 dB
Medium parameters used: f = 2480 MHz; σ = 1.856 mho/m; ε_r = 50.18; ρ = 1000 kg/m^3
Phantom section: Flat Section
Measurement Standard: DASY5 (IEEE/IEC/1528)

DASY5 Configuration:

- Probe: ES3DV3 - SN3225; ConvF(4.43, 4.43, 4.43); Calibrated: 1/13/2011
- Sensor-Surface: 3mm (Mechanical Surface Detection)
- Electronics: DAE3 Sn472; Calibrated: 3/7/2011
- Phantom: SAM 2; Type: SAM 4.0; Serial: 1080
- Measurement SW: DASY52, Version 52.6 (2); SEMCAD X Version 14.4.4 (2829)

Configuration/Touch position -/Area Scan (61x91x1): Measurement grid: dx=15mm, dy=15mm
Maximum value of SAR (interpolated) = 0.00485 mW/g

Configuration/Touch position -/Zoom Scan (5x5x7) (7x7x7)/Cube 0:
Measurement grid: dx=7.5mm, dy=7.5mm, dz=5mm
Reference Value = 0.779 V/m; Power Drift = 2.56 dB
Peak SAR (extrapolated) = 0.00493 W/kg
SAR(1 g) = 0.00198 mW/g; SAR(10 g) = 0.00107 mW/g
Maximum value of SAR (measured) = 0.00232 mW/g

This report shall NOT be reproduced except in full without the written consent of RIM Testing Services
Copyright 2005-2011, RIM Testing Services, a division of Research In Motion Limited

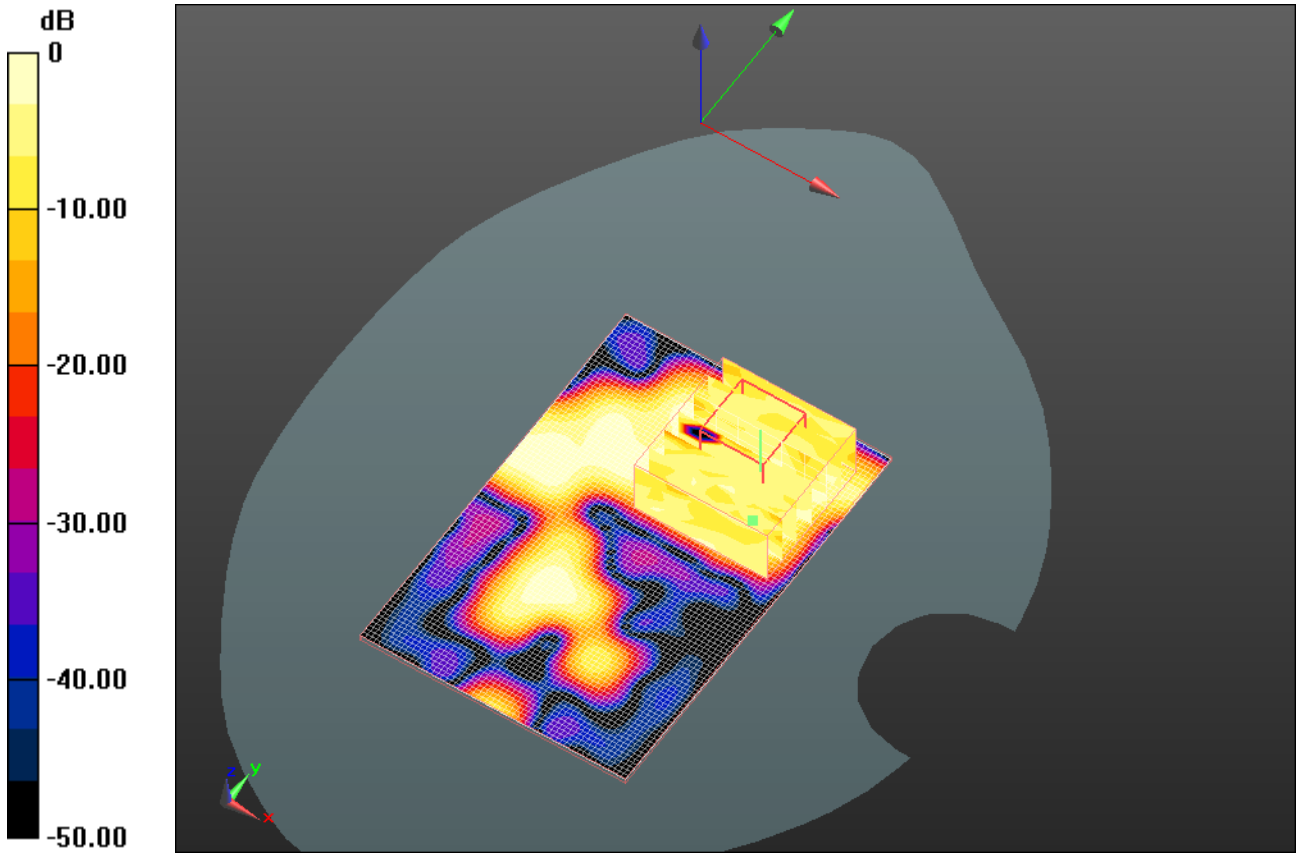

0 dB = 0.0023mW/g

This report shall NOT be reproduced except in full without the written consent of RIM Testing Services
Copyright 2005-2011, RIM Testing Services, a division of Research In Motion Limited

Date/Time: 8/18/2011 2:59:52 PM, Date/Time: 8/18/2011 3:13:21 PM

Test Laboratory: RIM Testing Services

15mm_Spacer_Back_802.11a_low_band_chan_36_amb_temp_23.2_liq_temp_22.5C

DUT: BlackBerry Smartphone; Type: Sample ; Serial: 27DD7A26

Communication System: 802.11a ; Communication System Band: Low and Mid Bands; Frequency: 5180 MHz;Communication System PAR: 0 dB
Medium parameters used: f = 5180 MHz; σ = 5.4 mho/m; ε_r = 46.694; ρ = 1000 kg/m^3
Phantom section: Flat Section
Measurement Standard: DASY5 (IEEE/IEC/1528)

DASY5 Configuration:

- Probe: EX3DV4 - SN3592; ConvF(3.95, 3.95, 3.95); Calibrated: 11/18/2010
- Sensor-Surface: 2mm (Mechanical Surface Detection)
- Electronics: DAE3 Sn472; Calibrated: 3/7/2011
- Phantom: SAM 2; Type: SAM 4.0; Serial: 1080
- Measurement SW: DASY52, Version 52.6 (2); SEMCAD X Version 14.4.4 (2829)

Configuration/Touch position - 2/Area Scan (91x131x1): Measurement grid: dx=10mm, dy=10mm
Maximum value of SAR (interpolated) = 0.121 mW/g

Configuration/Touch position-2/Zoom Scan(4x4x2.5mm,graded),dist=2mm (9x9x5)/Cube 0: Measurement grid: dx=4mm, dy=4mm, dz=2.5mm
Reference Value = 5.371 V/m; Power Drift = -0.17 dB
Peak SAR (extrapolated) = 0.251 W/kg
SAR(1 g) = 0.074 mW/g; SAR(10 g) = 0.038 mW/g
Maximum value of SAR (measured) = 0.120 mW/g

This report shall NOT be reproduced except in full without the written consent of RIM Testing Services
Copyright 2005-2011, RIM Testing Services, a division of Research In Motion Limited



0 dB = 0.120mW/g

This report shall NOT be reproduced except in full without the written consent of RIM Testing Services
Copyright 2005-2011, RIM Testing Services, a division of Research In Motion Limited

Date/Time: 8/18/2011 4:04:01 PM, Date/Time: 8/18/2011 4:17:28 PM

Test Laboratory: RIM Testing Services

15mm_Spacer_Back_802.11a_low_band_chan_56_amb_temp_23.3_liq_temp_22.6C

DUT: BlackBerry Smartphone; Type: Sample ; Serial: 27DD7A26

Communication System: 802.11a ; Communication System Band: Low and Mid Bands; Frequency: 5280 MHz;Communication System PAR: 0 dB
Medium parameters used: f = 5280 MHz; σ = 5.551 mho/m; ε_r = 46.423; ρ = 1000 kg/m^3
Phantom section: Flat Section
Measurement Standard: DASY5 (IEEE/IEC/1528)

DASY5 Configuration:

- Probe: EX3DV4 - SN3592; ConvF(3.95, 3.95, 3.95); Calibrated: 11/18/2010
- Sensor-Surface: 2mm (Mechanical Surface Detection)
- Electronics: DAE3 Sn472; Calibrated: 3/7/2011
- Phantom: SAM 2; Type: SAM 4.0; Serial: 1080
- Measurement SW: DASY52, Version 52.6 (2); SEMCAD X Version 14.4.4 (2829)

Configuration/Touch position - 2/Area Scan (91x131x1): Measurement grid: dx=10mm, dy=10mm
Maximum value of SAR (interpolated) = 0.150 mW/g

Configuration/Touch position-2/Zoom Scan(4x4x2.5mm,graded),dist=2mm (7x7x5)/Cube 0: Measurement grid: dx=4mm, dy=4mm, dz=2.5mm
Reference Value = 5.934 V/m; Power Drift = -0.21 dB
Peak SAR (extrapolated) = 0.284 W/kg
SAR(1 g) = 0.090 mW/g; SAR(10 g) = 0.045 mW/g
Maximum value of SAR (measured) = 0.151 mW/g

This report shall NOT be reproduced except in full without the written consent of RIM Testing Services
Copyright 2005-2011, RIM Testing Services, a division of Research In Motion Limited

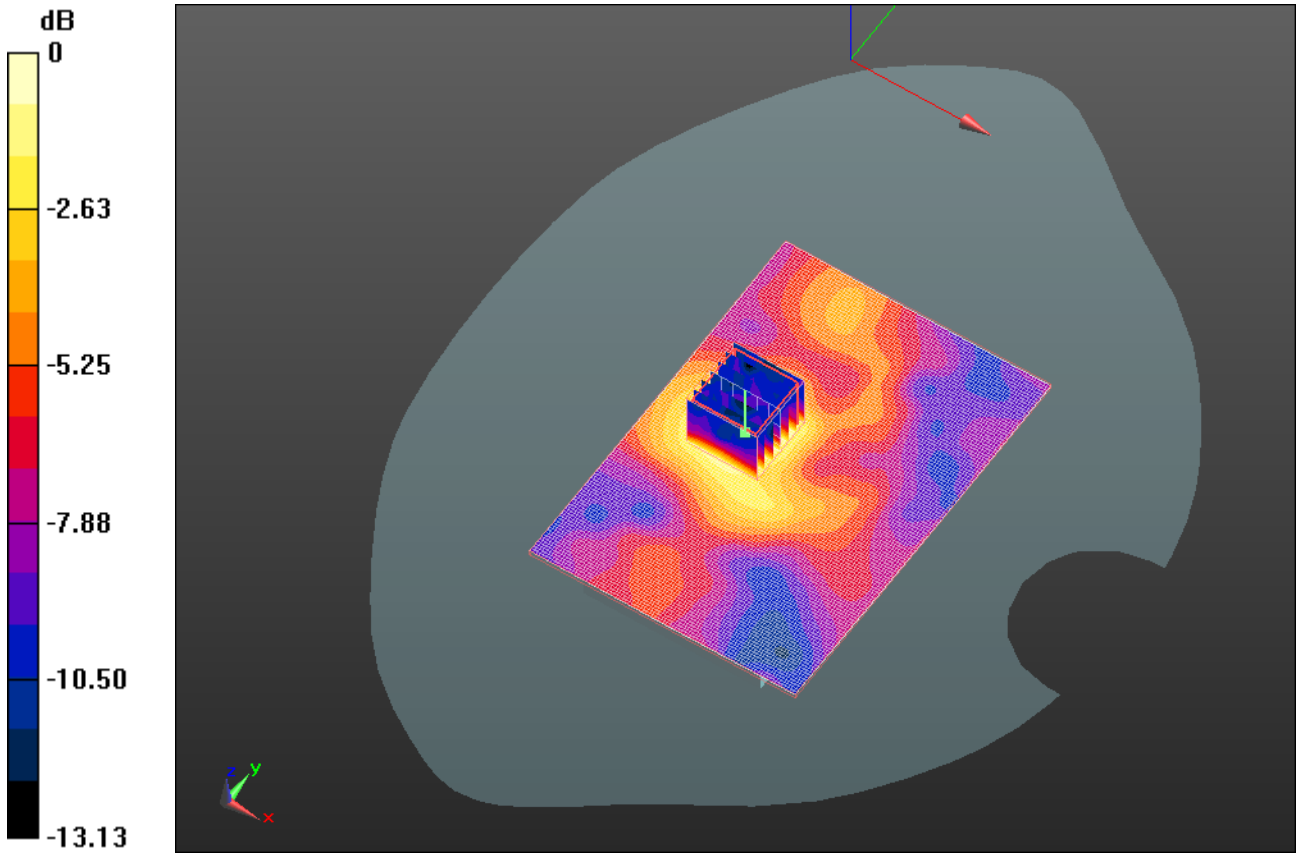

0 dB = 0.150mW/g

This report shall NOT be reproduced except in full without the written consent of RIM Testing Services
Copyright 2005-2011, RIM Testing Services, a division of Research In Motion Limited

Date/Time: 8/18/2011 5:20:09 PM, Date/Time: 8/18/2011 5:33:35 PM

Test Laboratory: RIM Testing Services

15mm_Spacer_Back_802.11a_upper_band_l_chan_124_amb_temp_23.4_liq_temp_22.7C

DUT: BlackBerry Smartphone; Type: Sample ; Serial: 27DD7A26

Communication System: 802.11a ; Communication System Band: Low and Mid Bands; Frequency: 5620 MHz;Communication System PAR: 0 dB
Medium parameters used (extrapolated): f = 5620 MHz; σ = 6.079 mho/m; ε_r = 46.448; ρ = 1000 kg/m^3
Phantom section: Flat Section
Measurement Standard: DASY5 (IEEE/IEC/1528)

DASY5 Configuration:

- Probe: EX3DV4 - SN3592; ConvF(3.73, 3.73, 3.73); Calibrated: 11/18/2010
- Sensor-Surface: 2mm (Mechanical Surface Detection)
- Electronics: DAE3 Sn472; Calibrated: 3/7/2011
- Phantom: SAM 2; Type: SAM 4.0; Serial: 1080
- Measurement SW: DASY52, Version 52.6 (2); SEMCAD X Version 14.4.4 (2829)

Configuration/Touch position - 2/Area Scan (91x131x1): Measurement grid: dx=10mm, dy=10mm

Maximum value of SAR (interpolated) = 0.230 mW/g

Configuration/Touch position-2/Zoom Scan(4x4x2.5mm,graded),dist=2mm (8x8x5)/Cube 0: Measurement grid: dx=4mm, dy=4mm, dz=2.5mm
Reference Value = 6.752 V/m; Power Drift = 0.24 dB
Peak SAR (extrapolated) = 0.449 W/kg
SAR(1 g) = 0.131 mW/g; SAR(10 g) = 0.061 mW/g

Maximum value of SAR (measured) = 0.233 mW/g

This report shall NOT be reproduced except in full without the written consent of RIM Testing Services
Copyright 2005-2011, RIM Testing Services, a division of Research In Motion Limited

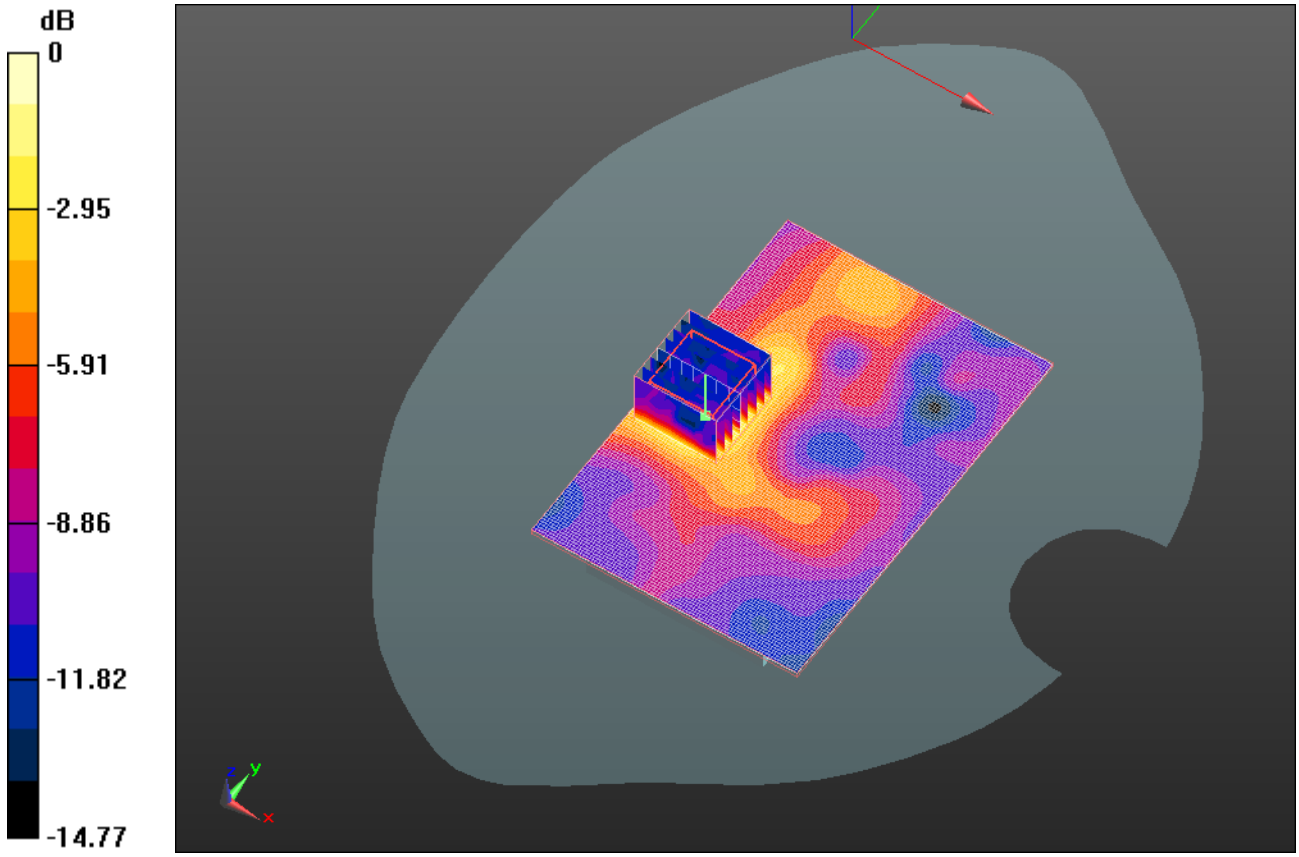

0 dB = 0.230mW/g

This report shall NOT be reproduced except in full without the written consent of RIM Testing Services
Copyright 2005-2011, RIM Testing Services, a division of Research In Motion Limited

Date/Time: 9/16/2011 4:36:31 PM, Date/Time: 9/16/2011 4:49:59 PM

Test Laboratory: RIM Testing Services

15mm_Spacer_Back_802.11a_upper_band_l_chan_124_amb_temp_23.1_liq_temp_22.6C_NonGraded

DUT: BlackBerry Smartphone; Type: Sample ; Serial: 27DD7A26

Communication System: 802.11a ; Communication System Band: Low and Mid Bands; Frequency: 5620 MHz;Communication System PAR: 0 dB
Medium parameters used: f = 5620 MHz; σ = 5.975 mho/m; ε_r = 47.493; ρ = 1000 kg/m^3
Phantom section: Flat Section
Measurement Standard: DASY5 (IEEE/IEC/1528)

DASY5 Configuration:

- Probe: EX3DV4 - SN3592; ConvF(3.73, 3.73, 3.73); Calibrated: 11/18/2010
- Sensor-Surface: 2mm (Mechanical Surface Detection)
- Electronics: DAE3 Sn472; Calibrated: 3/7/2011
- Phantom: SAM 2; Type: SAM 4.0; Serial: 1080
- Measurement SW: DASY52, Version 52.6 (2); SEMCAD X Version 14.4.4 (2829)

Configuration/Touch position -_/Area Scan (91x131x1): Measurement grid: dx=10mm, dy=10mm

Maximum value of SAR (interpolated) = 0.207 mW/g

Configuration/Touch position -_/Zoom Scan (4x4x2.5mm),dist=2mm (9x9x9)/Cube 0: Measurement grid: dx=4mm, dy=4mm, dz=2.5mm
Reference Value = 6.600 V/m; Power Drift = 0.11 dB
Peak SAR (extrapolated) = 0.400 W/kg
SAR(1 g) = 0.120 mW/g; SAR(10 g) = 0.052 mW/g

Maximum value of SAR (measured) = 0.207 mW/g

This report shall NOT be reproduced except in full without the written consent of RIM Testing Services
Copyright 2005-2011, RIM Testing Services, a division of Research In Motion Limited



0 dB = 0.210mW/g

This report shall NOT be reproduced except in full without the written consent of RIM Testing Services
Copyright 2005-2011, RIM Testing Services, a division of Research In Motion Limited

Date/Time: 8/18/2011 6:55:51 PM, Date/Time: 8/18/2011 7:09:17 PM

Test Laboratory: RIM Testing Services

15mm_Spacer_Back_802.11a_upper_band_II_chan_149_amb_temp_23.2_liq_temp_22.5C

DUT: BlackBerry Smartphone; Type: Sample ; Serial: 27DD7A26

Communication System: 802.11a ; Communication System Band: Low and Mid Bands; Frequency: 5745 MHz;Communication System PAR: 0 dB
Medium parameters used: f = 5745 MHz; σ = 6.147 mho/m; ε_r = 46.623; ρ = 1000 kg/m^3
Phantom section: Flat Section
Measurement Standard: DASY5 (IEEE/IEC/1528)

DASY5 Configuration:

- Probe: EX3DV4 - SN3592; ConvF(3.4, 3.4, 3.4); Calibrated: 11/18/2010
- Sensor-Surface: 2mm (Mechanical Surface Detection)
- Electronics: DAE3 Sn472; Calibrated: 3/7/2011
- Phantom: SAM 2; Type: SAM 4.0; Serial: 1080
- Measurement SW: DASY52, Version 52.6 (2); SEMCAD X Version 14.4.4 (2829)

Configuration/Touch position - 2/Area Scan (91x131x1): Measurement grid: dx=10mm, dy=10mm
Maximum value of SAR (interpolated) = 0.228 mW/g

Configuration/Touch position-2/Zoom Scan(4x4x2.5mm,graded),dist=2mm (8x8x5)/Cube 0: Measurement grid: dx=4mm, dy=4mm, dz=2.5mm
Reference Value = 6.472 V/m; Power Drift = -0.16 dB
Peak SAR (extrapolated) = 0.377 W/kg
SAR(1 g) = 0.121 mW/g; SAR(10 g) = 0.053 mW/g
Maximum value of SAR (measured) = 0.212 mW/g

This report shall NOT be reproduced except in full without the written consent of RIM Testing Services
Copyright 2005-2011, RIM Testing Services, a division of Research In Motion Limited

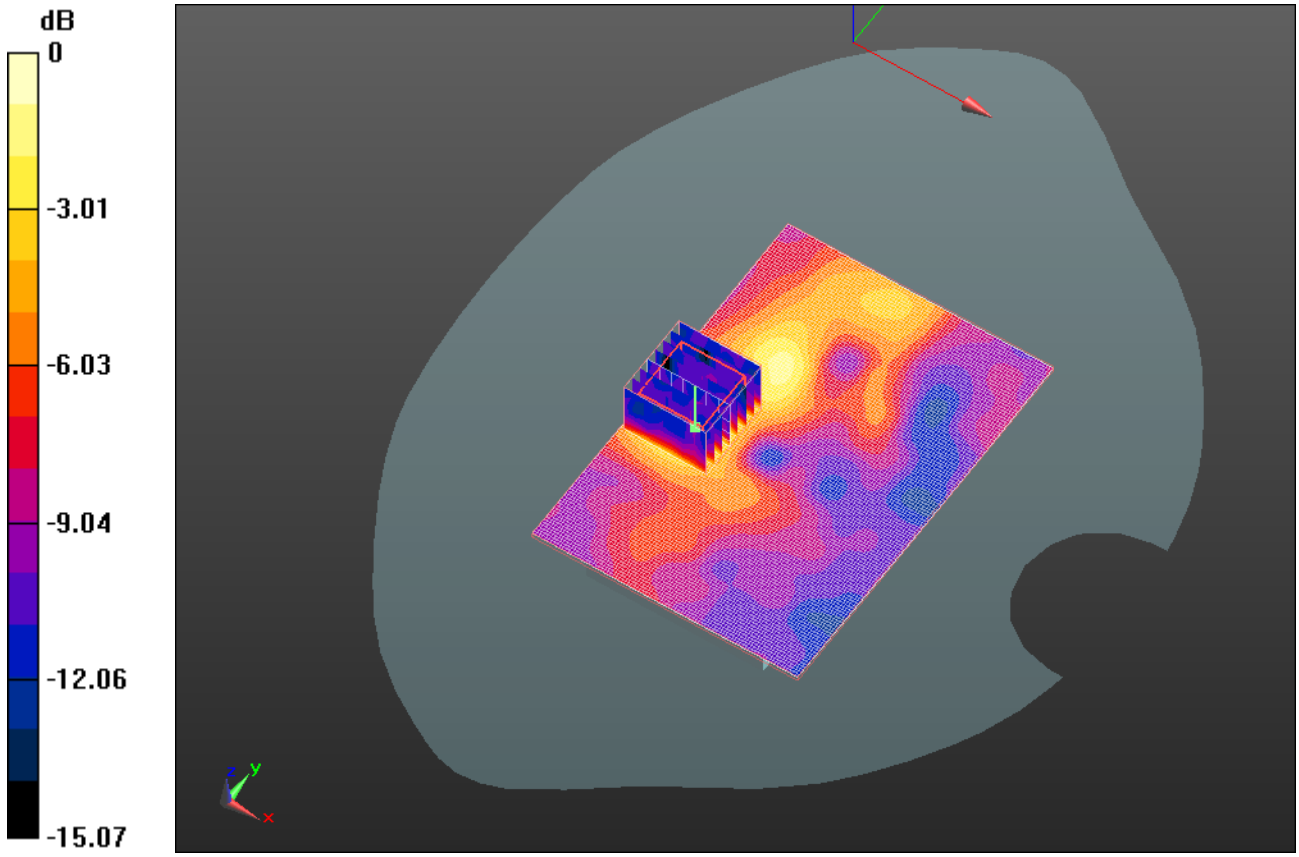

0 dB = 0.210mW/g

This report shall NOT be reproduced except in full without the written consent of RIM Testing Services
Copyright 2005-2011, RIM Testing Services, a division of Research In Motion Limited

Date/Time: 8/18/2011 7:41:20 PM, Date/Time: 8/18/2011 7:54:48 PM

Test Laboratory: RIM Testing Services

15mm_Spacer_Front_802.11a_upper_band_l_chan_124_amb_temp_23.0_liq_temp_22.3C

DUT: BlackBerry Smartphone; Type: Sample ; Serial: 27DD7A26

Communication System: 802.11a ; Communication System Band: Low and Mid Bands; Frequency: 5620 MHz;Communication System PAR: 0 dB
Medium parameters used (extrapolated): f = 5620 MHz; σ = 6.079 mho/m; ε_r = 46.448; ρ = 1000 kg/m^3
Phantom section: Flat Section
Measurement Standard: DASY5 (IEEE/IEC/1528)

DASY5 Configuration:

- Probe: EX3DV4 - SN3592; ConvF(3.73, 3.73, 3.73); Calibrated: 11/18/2010
- Sensor-Surface: 2mm (Mechanical Surface Detection)
- Electronics: DAE3 Sn472; Calibrated: 3/7/2011
- Phantom: SAM 2; Type: SAM 4.0; Serial: 1080
- Measurement SW: DASY52, Version 52.6 (2); SEMCAD X Version 14.4.4 (2829)

Configuration/Touch position - 2/Area Scan (91x131x1): Measurement grid: dx=10mm, dy=10mm

Maximum value of SAR (interpolated) = 0.042 mW/g

Configuration/Touch position-2/Zoom Scan(4x4x2.5mm,graded),dist=2mm (9x9x5)/Cube 0: Measurement grid: dx=4mm, dy=4mm, dz=2.5mm
Reference Value = 3.060 V/m; Power Drift = 0.60 dB
Peak SAR (extrapolated) = 0.078 W/kg
SAR(1 g) = 0.030 mW/g; SAR(10 g) = 0.021 mW/g

Maximum value of SAR (measured) = 0.045 mW/g

This report shall NOT be reproduced except in full without the written consent of RIM Testing Services
Copyright 2005-2011, RIM Testing Services, a division of Research In Motion Limited

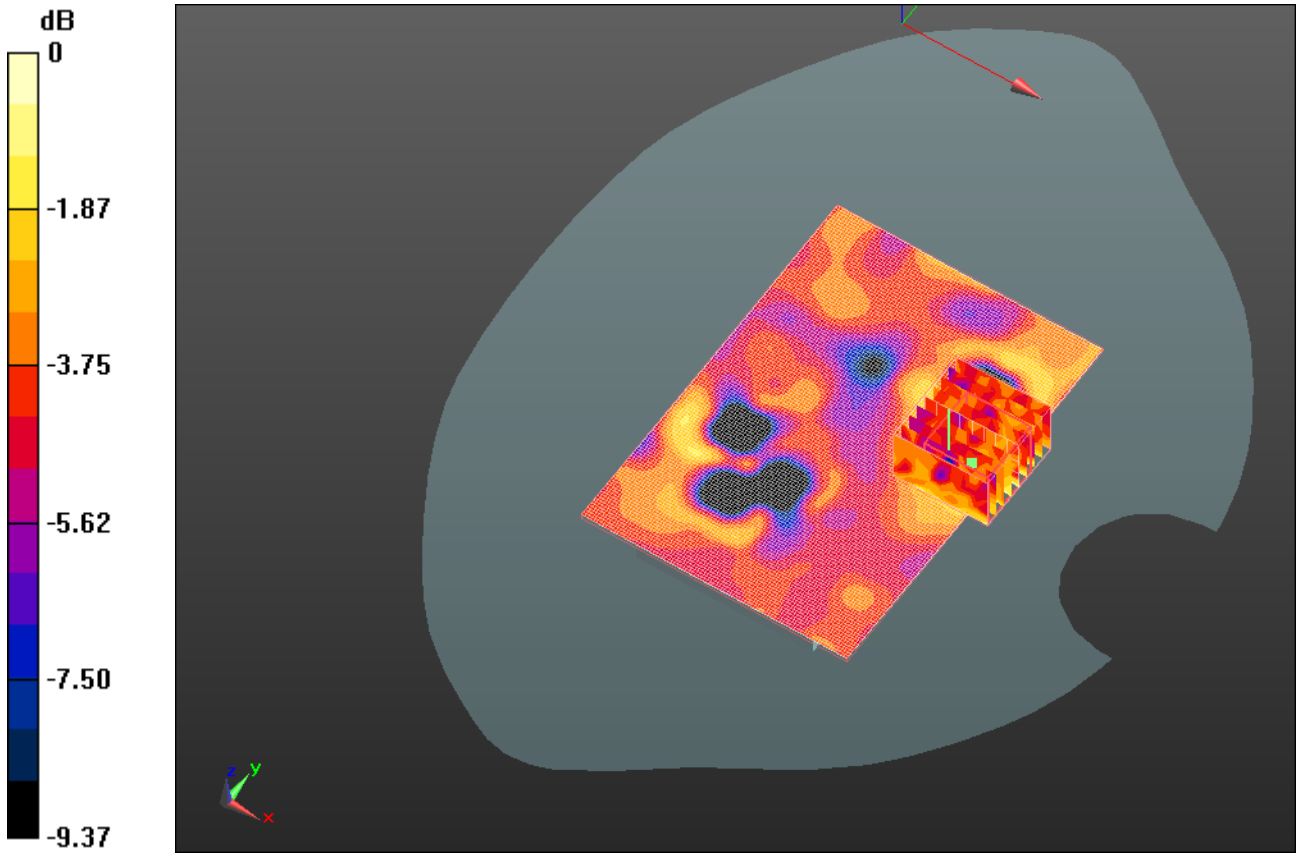

0 dB = 0.040mW/g

This report shall NOT be reproduced except in full without the written consent of RIM Testing Services
Copyright 2005-2011, RIM Testing Services, a division of Research In Motion Limited

Date/Time: 8/18/2011 10:38:17 PM, Date/Time: 8/18/2011 10:51:43 PM

Test Laboratory: RIM Testing Services

Vertical Holster_Back_802.11a_upper_band_l_chan_124_amb_temp_23.1_liq_temp_22.4C

DUT: BlackBerry Smartphone; Type: Sample ; Serial: 27DD7A26

Communication System: 802.11a ; Communication System Band: Low and Mid Bands; Frequency: 5620 MHz;Communication System PAR: 0 dB
Medium parameters used (extrapolated): f = 5620 MHz; σ = 6.079 mho/m; ε_r = 46.448; ρ = 1000 kg/m^3
Phantom section: Flat Section
Measurement Standard: DASY5 (IEEE/IEC/1528)

DASY5 Configuration:

- Probe: EX3DV4 - SN3592; ConvF(3.73, 3.73, 3.73); Calibrated: 11/18/2010
- Sensor-Surface: 2mm (Mechanical Surface Detection)
- Electronics: DAE3 Sn472; Calibrated: 3/7/2011
- Phantom: SAM 2; Type: SAM 4.0; Serial: 1080
- Measurement SW: DASY52, Version 52.6 (2); SEMCAD X Version 14.4.4 (2829)

Configuration/Touch position - 2/Area Scan (91x131x1): Measurement grid: dx=10mm, dy=10mm

Maximum value of SAR (interpolated) = 0.190 mW/g

Configuration/Touch position-2/Zoom Scan(4x4x2.5mm,graded),dist=2mm (9x9x5)/Cube 0: Measurement grid: dx=4mm, dy=4mm, dz=2.5mm
Reference Value = 6.058 V/m; Power Drift = -0.17 dB
Peak SAR (extrapolated) = 0.336 W/kg
SAR(1 g) = 0.102 mW/g; SAR(10 g) = 0.046 mW/g

Maximum value of SAR (measured) = 0.176 mW/g

This report shall NOT be reproduced except in full without the written consent of RIM Testing Services
Copyright 2005-2011, RIM Testing Services, a division of Research In Motion Limited



0 dB = 0.180mW/g

This report shall NOT be reproduced except in full without the written consent of RIM Testing Services
Copyright 2005-2011, RIM Testing Services, a division of Research In Motion Limited

Date/Time: 8/18/2011 11:29:50 PM, Date/Time: 8/18/2011 11:43:20 PM

Test Laboratory: RIM Testing Services

15mm_Spacer_Back_Headset_802.11a_upper_band_l_chan_124_amb_temp_22.9_liq_temp_22.2C

DUT: BlackBerry Smartphone; Type: Sample ; Serial: 27DD7A26

Communication System: 802.11a ; Communication System Band: Low and Mid Bands; Frequency: 5620 MHz;Communication System PAR: 0 dB
Medium parameters used (extrapolated): f = 5620 MHz; σ = 6.079 mho/m; ε_r = 46.448; ρ = 1000 kg/m^3
Phantom section: Flat Section
Measurement Standard: DASY5 (IEEE/IEC/1528)

DASY5 Configuration:

- Probe: EX3DV4 - SN3592; ConvF(3.73, 3.73, 3.73); Calibrated: 11/18/2010
- Sensor-Surface: 2mm (Mechanical Surface Detection)
- Electronics: DAE3 Sn472; Calibrated: 3/7/2011
- Phantom: SAM 2; Type: SAM 4.0; Serial: 1080
- Measurement SW: DASY52, Version 52.6 (2); SEMCAD X Version 14.4.4 (2829)

Configuration/Touch position - 2/Area Scan (91x131x1): Measurement grid: dx=10mm, dy=10mm

Maximum value of SAR (interpolated) = 0.226 mW/g

Configuration/Touch position-2/Zoom Scan(4x4x2.5mm,graded),dist=2mm (8x8x5)/Cube 0: Measurement grid: dx=4mm, dy=4mm, dz=2.5mm
Reference Value = 6.456 V/m; Power Drift = 0.07 dB
Peak SAR (extrapolated) = 0.374 W/kg
SAR(1 g) = 0.123 mW/g; SAR(10 g) = 0.056 mW/g

Maximum value of SAR (measured) = 0.213 mW/g

This report shall NOT be reproduced except in full without the written consent of RIM Testing Services
Copyright 2005-2011, RIM Testing Services, a division of Research In Motion Limited



0 dB = 0.210mW/g

This report shall NOT be reproduced except in full without the written consent of RIM Testing Services
Copyright 2005-2011, RIM Testing Services, a division of Research In Motion Limited

Z axis plot for the worst case body configuration:

This report shall NOT be reproduced except in full without the written consent of RIM Testing Services
Copyright 2005-2011, RIM Testing Services, a division of Research In Motion Limited

Date/Time: 8/10/2011 9:00:38 PM, Date/Time: 8/10/2011 9:07:26 PM

Test Laboratory: RIM Testing Services

15mm_Spacer_Back_UMTS_band_IV_mid_chan_amb_temp_22.6_liq_temp_22.1C

DUT: BlackBerry Smartphone; Type: Sample ; Serial: 27DD800B

Communication System: WCDMA FDD IV; Communication System Band: UMTS band IV; Frequency: 1732.6 MHz;Communication System PAR: 0 dB
Medium parameters used (interpolated): f = 1732.6 MHz; σ = 1.526 mho/m; ε_r = 54.502; ρ = 1000 kg/m^3
Phantom section: Flat Section
Measurement Standard: DASY5 (IEEE/IEC/1528)

DASY5 Configuration:

- Probe: ES3DV3 - SN3225; ConvF(4.88, 4.88, 4.88); Calibrated: 1/13/2011
- Sensor-Surface: 3mm (Mechanical Surface Detection)
- Electronics: DAE3 Sn472; Calibrated: 3/7/2011
- Phantom: SAM 2; Type: SAM 4.0; Serial: 1080
- Measurement SW: DASY52, Version 52.6 (2); SEMCAD X Version 14.4.4 (2829)

Configuration/Touch position -/Area Scan (61x91x1): Measurement grid: dx=15mm, dy=15mm

Info: Interpolated medium parameters used for SAR evaluation.
Maximum value of SAR (interpolated) = 0.649 mW/g

Configuration/Touch position -/Zoom Scan (5x5x7) (5x5x7)/Cube 0:
Measurement grid: dx=7.5mm, dy=7.5mm, dz=5mm
Reference Value = 15.827 V/m; Power Drift = 0.10 dB
Peak SAR (extrapolated) = 0.839 W/kg
SAR(1 g) = 0.554 mW/g; SAR(10 g) = 0.355 mW/g

This report shall NOT be reproduced except in full without the written consent of RIM Testing Services
Copyright 2005-2011, RIM Testing Services, a division of Research In Motion Limited

Info: Interpolated medium parameters used for SAR evaluation.
Maximum value of SAR (measured) = 0.644 mW/g

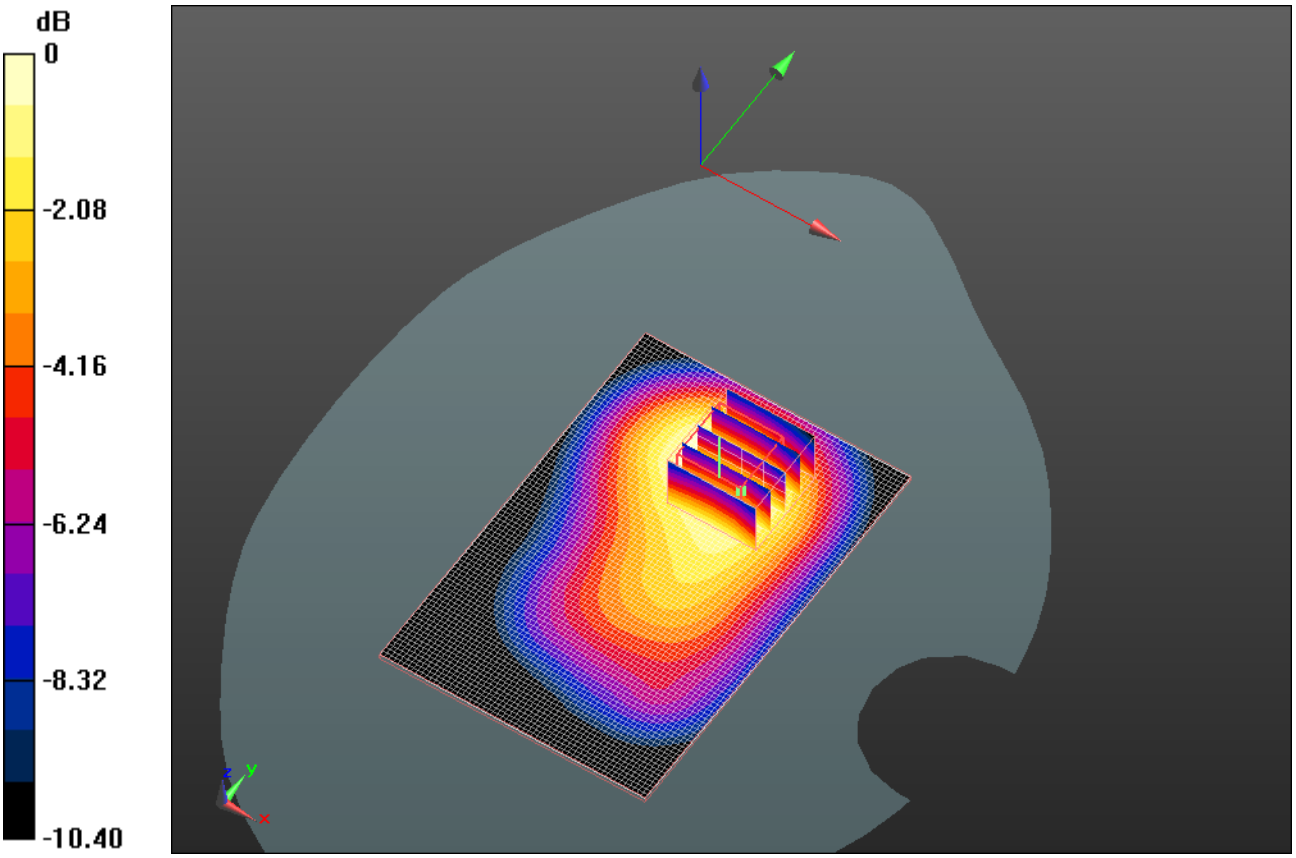

0 dB = 0.640mW/g

This report shall NOT be reproduced except in full without the written consent of RIM Testing Services
Copyright 2005-2011, RIM Testing Services, a division of Research In Motion Limited

Date/Time: 8/10/2011 8:43:26 PM, Date/Time: 8/10/2011 8:50:18 PM

Test Laboratory: RIM Testing Services

15mm_Spacer_Front_UMTS_band_IV_mid_chan_amb_temp_23.0_liq_temp_22.3C

DUT: BlackBerry Smartphone; Type: Sample ; Serial: 27DD800B

Communication System: WCDMA FDD IV; Communication System Band: UMTS band IV; Frequency: 1732.6 MHz;Communication System PAR: 0 dB
Medium parameters used (interpolated): f = 1732.6 MHz; σ = 1.526 mho/m; ε_r = 54.502; ρ = 1000 kg/m^3
Phantom section: Flat Section
Measurement Standard: DASY5 (IEEE/IEC/1528)

DASY5 Configuration:

- Probe: ES3DV3 - SN3225; ConvF(4.88, 4.88, 4.88); Calibrated: 1/13/2011
- Sensor-Surface: 3mm (Mechanical Surface Detection)
- Electronics: DAE3 Sn472; Calibrated: 3/7/2011
- Phantom: SAM 2; Type: SAM 4.0; Serial: 1080
- Measurement SW: DASY52, Version 52.6 (2); SEMCAD X Version 14.4.4 (2829)

Configuration/Touch position -/Area Scan (61x91x1): Measurement grid: dx=15mm, dy=15mm

Info: Interpolated medium parameters used for SAR evaluation.
Maximum value of SAR (interpolated) = 0.500 mW/g

Configuration/Touch position -/Zoom Scan (5x5x7) (5x5x7)/Cube 0:
Measurement grid: dx=7.5mm, dy=7.5mm, dz=5mm
Reference Value = 14.461 V/m; Power Drift = 0.03 dB
Peak SAR (extrapolated) = 0.669 W/kg
SAR(1 g) = 0.419 mW/g; SAR(10 g) = 0.257 mW/g

Info: Interpolated medium parameters used for SAR evaluation.
Maximum value of SAR (measured) = 0.504 mW/g

This report shall NOT be reproduced except in full without the written consent of RIM Testing Services
Copyright 2005-2011, RIM Testing Services, a division of Research In Motion Limited

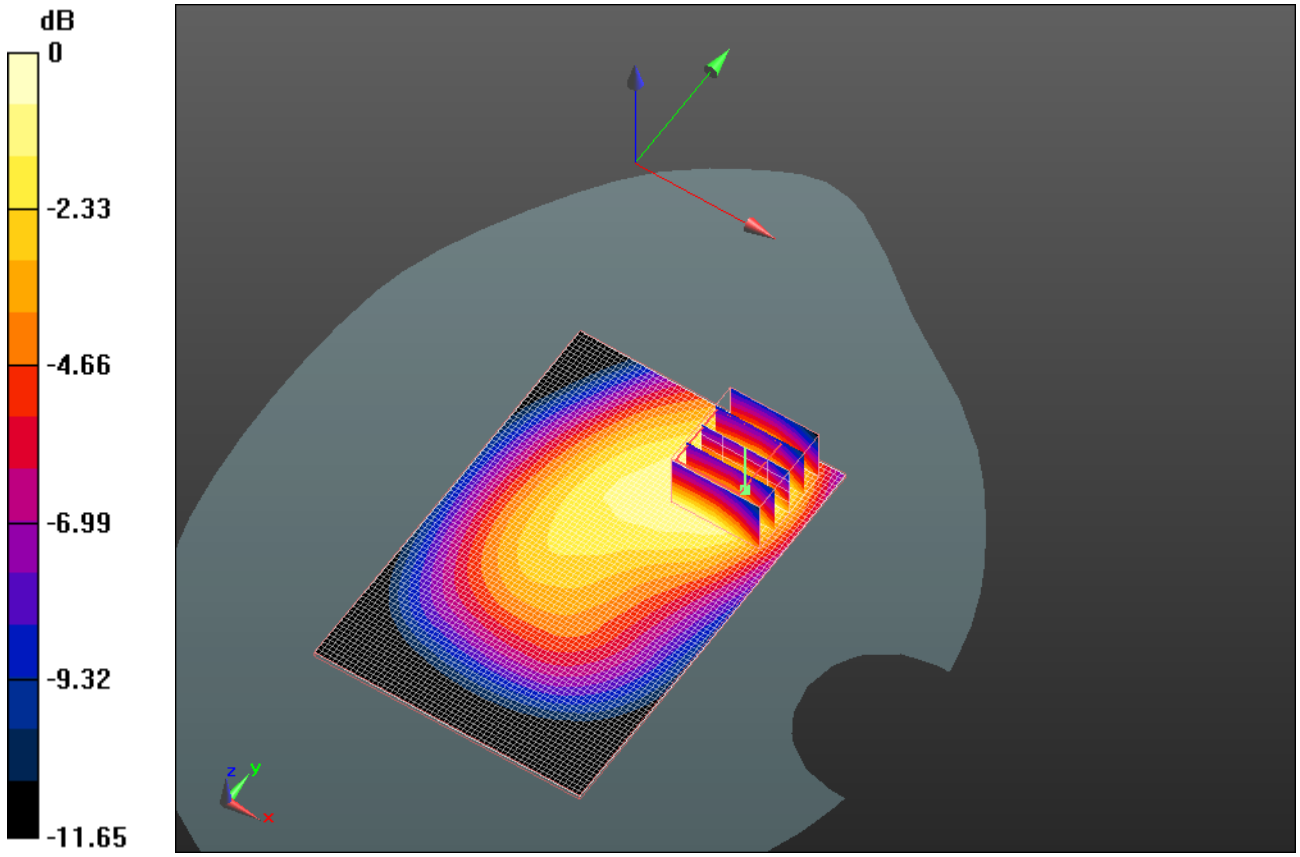

0 dB = 0.500mW/g

This report shall NOT be reproduced except in full without the written consent of RIM Testing Services
Copyright 2005-2011, RIM Testing Services, a division of Research In Motion Limited

Date/Time: 8/10/2011 9:17:19 PM, Date/Time: 8/10/2011 9:24:07 PM

Test Laboratory: RIM Testing Services

Vertical Holster_Back_UMTS_band_IV_mid_chan_amb_temp_22.6 _liq_temp_22.1C

DUT: BlackBerry Smartphone; Type: Sample ; Serial: 27DD800B

Communication System: WCDMA FDD IV; Communication System Band: UMTS band IV; Frequency: 1732.6 MHz;Communication System PAR: 0 dB
Medium parameters used (interpolated): f = 1732.6 MHz; σ = 1.526 mho/m; ε_r = 54.502; ρ = 1000 kg/m^3
Phantom section: Flat Section
Measurement Standard: DASY5 (IEEE/IEC/1528)

DASY5 Configuration:

- Probe: ES3DV3 - SN3225; ConvF(4.88, 4.88, 4.88); Calibrated: 1/13/2011
- Sensor-Surface: 3mm (Mechanical Surface Detection)
- Electronics: DAE3 Sn472; Calibrated: 3/7/2011
- Phantom: SAM 2; Type: SAM 4.0; Serial: 1080
- Measurement SW: DASY52, Version 52.6 (2); SEMCAD X Version 14.4.4 (2829)

Configuration/Touch position -/Area Scan (61x91x1): Measurement grid: dx=15mm, dy=15mm

Info: Interpolated medium parameters used for SAR evaluation.
Maximum value of SAR (interpolated) = 0.425 mW/g

Configuration/Touch position -/Zoom Scan (5x5x7) (6x6x7)/Cube 0:
Measurement grid: dx=7.5mm, dy=7.5mm, dz=5mm
Reference Value = 11.968 V/m; Power Drift = 0.04 dB
Peak SAR (extrapolated) = 0.543 W/kg
SAR(1 g) = 0.354 mW/g; SAR(10 g) = 0.224 mW/g

Info: Interpolated medium parameters used for SAR evaluation.
Maximum value of SAR (measured) = 0.418 mW/g

This report shall NOT be reproduced except in full without the written consent of RIM Testing Services
Copyright 2005-2011, RIM Testing Services, a division of Research In Motion Limited

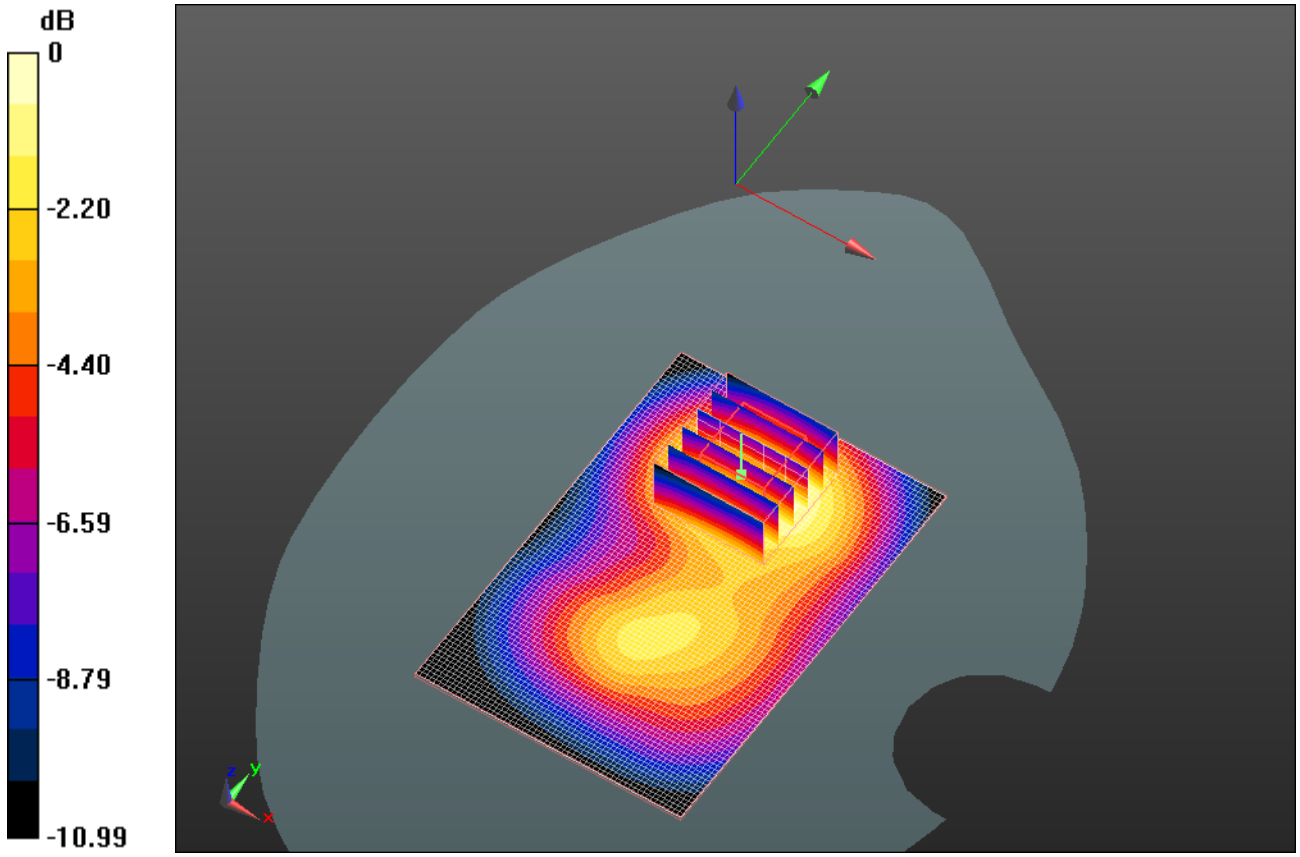

0 dB = 0.420mW/g

This report shall NOT be reproduced except in full without the written consent of RIM Testing Services
Copyright 2005-2011, RIM Testing Services, a division of Research In Motion Limited

Date/Time: 8/10/2011 9:36:15 PM, Date/Time: 8/10/2011 9:43:04 PM

Test Laboratory: RIM Testing Services

15mm_Spacer_Back_Headset_UMTS_band_IV_mid_chan_amb_temp_22.5_liq_temp_22.1C

DUT: BlackBerry Smartphone; Type: Sample ; Serial: 27DD800B

Communication System: WCDMA FDD IV; Communication System Band: UMTS band IV; Frequency: 1732.6 MHz;Communication System PAR: 0 dB
Medium parameters used (interpolated): f = 1732.6 MHz; σ = 1.526 mho/m; ε_r = 54.502; ρ = 1000 kg/m^3
Phantom section: Flat Section
Measurement Standard: DASY5 (IEEE/IEC/1528)

DASY5 Configuration:

- Probe: ES3DV3 - SN3225; ConvF(4.88, 4.88, 4.88); Calibrated: 1/13/2011
- Sensor-Surface: 3mm (Mechanical Surface Detection)
- Electronics: DAE3 Sn472; Calibrated: 3/7/2011
- Phantom: SAM 2; Type: SAM 4.0; Serial: 1080
- Measurement SW: DASY52, Version 52.6 (2); SEMCAD X Version 14.4.4 (2829)

Configuration/Touch position -/Area Scan (61x91x1): Measurement grid: dx=15mm, dy=15mm

Info: Interpolated medium parameters used for SAR evaluation.
Maximum value of SAR (interpolated) = 0.659 mW/g

Configuration/Touch position -/Zoom Scan (5x5x7) (6x6x7)/Cube 0:
Measurement grid: dx=7.5mm, dy=7.5mm, dz=5mm
Reference Value = 16.240 V/m; Power Drift = 0.04 dB
Peak SAR (extrapolated) = 0.824 W/kg
SAR(1 g) = 0.541 mW/g; SAR(10 g) = 0.349 mW/g

Info: Interpolated medium parameters used for SAR evaluation.
Maximum value of SAR (measured) = 0.631 mW/g

This report shall NOT be reproduced except in full without the written consent of RIM Testing Services
Copyright 2005-2011, RIM Testing Services, a division of Research In Motion Limited

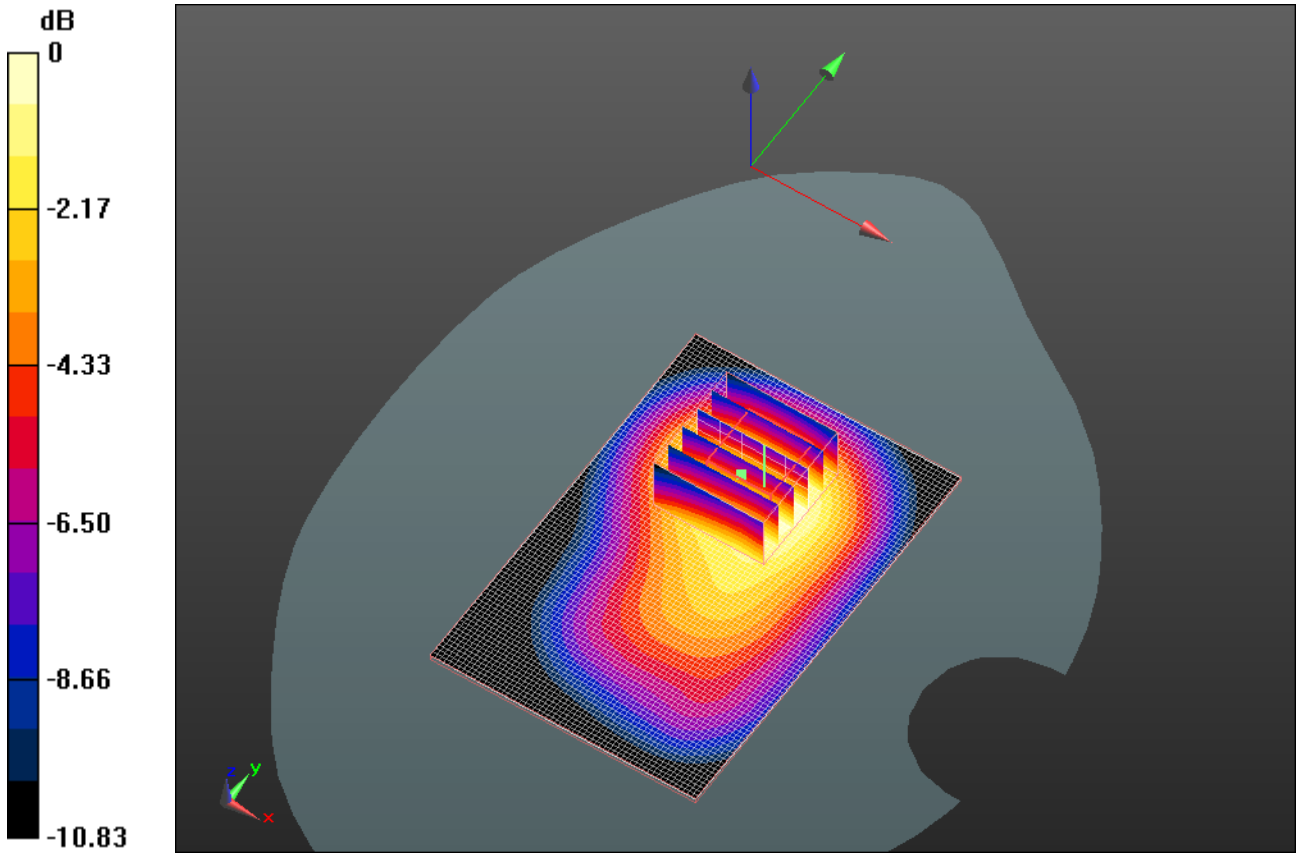

0 dB = 0.630mW/g

This report shall NOT be reproduced except in full without the written consent of RIM Testing Services
Copyright 2005-2011, RIM Testing Services, a division of Research In Motion Limited

Z axis plot for the worst case body configuration:

This report shall NOT be reproduced except in full without the written consent of RIM Testing Services
Copyright 2005-2011, RIM Testing Services, a division of Research In Motion Limited