APPENDIX B: SAR DISTRIBUTION PLOTS FOR HEAD CONFIGURATION

This report shall NOT be reproduced except in full without the written consent of RIM Testing Services
Copyright 2005-2011, RIM Testing Services, a division of Research In Motion Limited

Date/Time: 2/8/2011 11:51:15 PM

Test Laboratory: RIM Testing Services

RightHandSide_EDGE850_4Slots_mid_chan_amb_temp_23.1_liq_temp _21.6C

DUT: BlackBerry Smartphone; Type: Sample ; Serial: 2695E3C2

Communication System: EDGE 850 (4 slots); Frequency: 836.8 MHz;Duty Cycle: 1:2.1
Medium parameters used (interpolated): f = 836.8 MHz; σ = 0.904 mho/m; ε_r = 42.1; ρ = 1000 kg/m^3
Phantom section: Right Section

DASY4 Configuration:

- Probe: ET3DV6 - SN1643; ConvF(6.01, 6.01, 6.01); Calibrated: 3/9/2010
- Sensor-Surface: 4mm (Mechanical Surface Detection)
- Electronics: DAE3 Sn472; Calibrated: 5/17/2010
- Phantom: SAM 1; Type: SAM 4.0; Serial: 1076
- Measurement SW: DASY4, V4.7 Build 80; Postprocessing SW: SEMCAD, V1.8 Build 186

Touch position - Low/Area Scan (51x81x1): Measurement grid: dx=15mm, dy=15mm

Info: Interpolated medium parameters used for SAR evaluation.
Maximum value of SAR (interpolated) = 0.331 mW/g

Touch position - Low/Zoom Scan (5x5x7) (5x5x7)/Cube 0: Measurement grid: dx=7.5mm, dy=7.5mm, dz=5mm
Reference Value = 8.58 V/m; Power Drift = -0.467 dB
Peak SAR (extrapolated) = 0.376 W/kg
SAR(1 g) = 0.300 mW/g; SAR(10 g) = 0.231 mW/g

Info: Interpolated medium parameters used for SAR evaluation.

Maximum value of SAR (measured) = 0.315 mW/g

This report shall NOT be reproduced except in full without the written consent of RIM Testing Services
Copyright 2005-2011, RIM Testing Services, a division of Research In Motion Limited

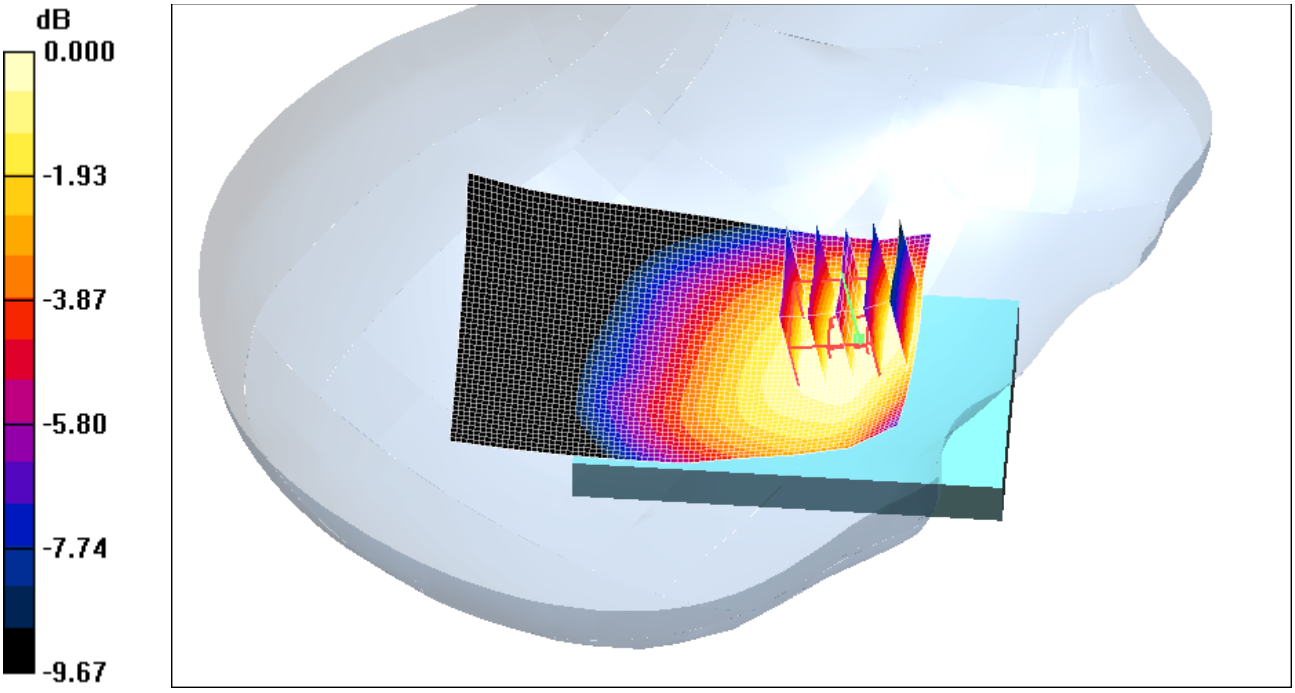

0 dB = 0.315mW/g

This report shall NOT be reproduced except in full without the written consent of RIM Testing Services
Copyright 2005-2011, RIM Testing Services, a division of Research In Motion Limited

Date/Time: 2/8/2011 11:32:33 PM

Test Laboratory: RIM Testing Services

RightHandSide_EDGE850_3Slots_mid_chan_amb_temp_23.2_liq_temp_21.7C

DUT: BlackBerry Smartphone; Type: Sample ; Serial: 2695E3C2

Communication System: EDGE 850 (3 slots); Frequency: 836.8 MHz;Duty Cycle: 1:2.8
Medium parameters used (interpolated): f = 836.8 MHz; σ = 0.904 mho/m; ε_r = 42.1; ρ = 1000 kg/m^3
Phantom section: Right Section

DASY4 Configuration:

- Probe: ET3DV6 - SN1643; ConvF(6.01, 6.01, 6.01); Calibrated: 3/9/2010
- Sensor-Surface: 4mm (Mechanical Surface Detection)
- Electronics: DAE3 Sn472; Calibrated: 5/17/2010
- Phantom: SAM 1; Type: SAM 4.0; Serial: 1076
- Measurement SW: DASY4, V4.7 Build 80; Postprocessing SW: SEMCAD, V1.8 Build 186

Touch position - Low/Area Scan (51x81x1): Measurement grid: dx=15mm, dy=15mm

Info: Interpolated medium parameters used for SAR evaluation.
Maximum value of SAR (interpolated) = 0.318 mW/g

Touch position - Low/Zoom Scan (5x5x7) (5x5x7)/Cube 0: Measurement grid: dx=7.5mm, dy=7.5mm, dz=5mm
Reference Value = 8.24 V/m; Power Drift = 0.152 dB
Peak SAR (extrapolated) = 0.389 W/kg
SAR(1 g) = 0.314 mW/g; SAR(10 g) = 0.239 mW/g

Info: Interpolated medium parameters used for SAR evaluation.

Maximum value of SAR (measured) = 0.331 mW/g

This report shall NOT be reproduced except in full without the written consent of RIM Testing Services
Copyright 2005-2011, RIM Testing Services, a division of Research In Motion Limited

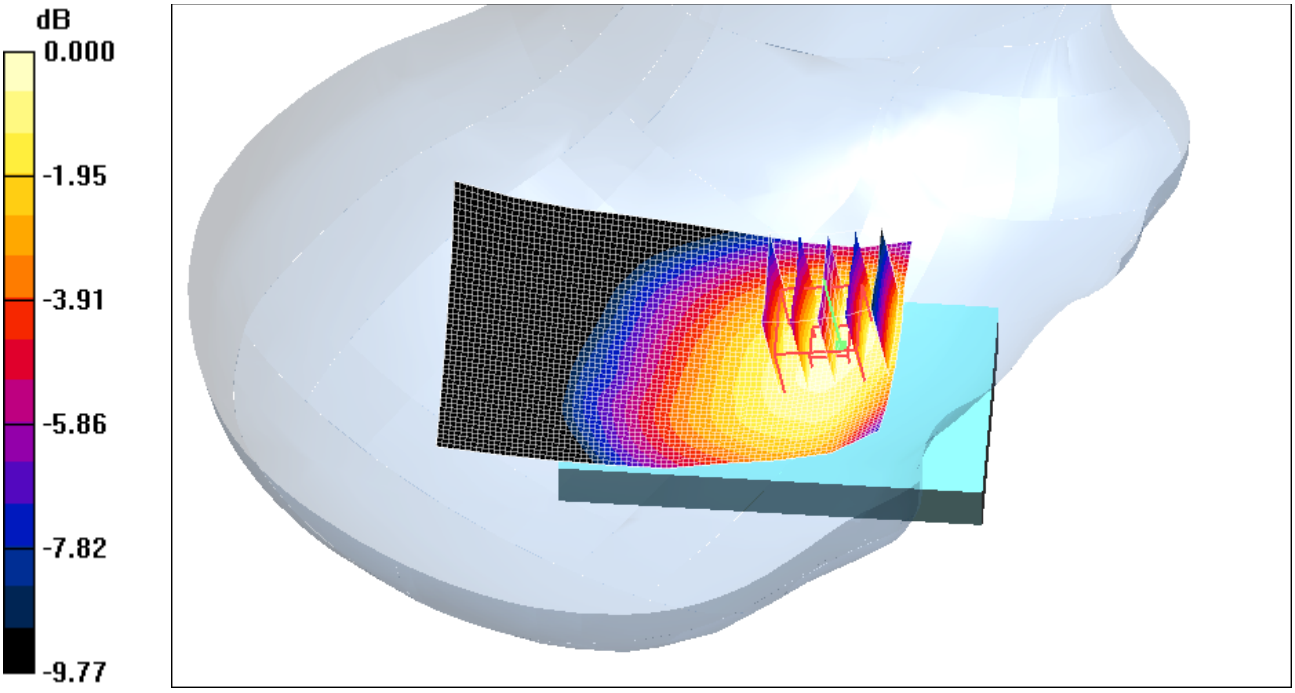

0 dB = 0.331mW/g

This report shall NOT be reproduced except in full without the written consent of RIM Testing Services
Copyright 2005-2011, RIM Testing Services, a division of Research In Motion Limited

Date/Time: 2/8/2011 11:15:57 PM

Test Laboratory: RIM Testing Services

RightHandSide_EDGE850_mid_chan_amb_temp_23.2_liq_temp_21.7C

DUT: BlackBerry Smartphone; Type: Sample ; Serial: 2695E3C2

Communication System: EDGE 850 (2slots); Frequency: 836.8 MHz;Duty Cycle: 1:4.2
Medium parameters used (interpolated): f = 836.8 MHz; σ = 0.904 mho/m; ε_r = 42.1; ρ = 1000 kg/m^3
Phantom section: Right Section

DASY4 Configuration:

- Probe: ET3DV6 - SN1643; ConvF(6.01, 6.01, 6.01); Calibrated: 3/9/2010
- Sensor-Surface: 4mm (Mechanical Surface Detection)
- Electronics: DAE3 Sn472; Calibrated: 5/17/2010
- Phantom: SAM 1; Type: SAM 4.0; Serial: 1076
- Measurement SW: DASY4, V4.7 Build 80; Postprocessing SW: SEMCAD, V1.8 Build 186

Touch position - Low/Area Scan (51x81x1): Measurement grid: dx=15mm, dy=15mm

Info: Interpolated medium parameters used for SAR evaluation.
Maximum value of SAR (interpolated) = 0.387 mW/g

Touch position - Low/Zoom Scan (5x5x7) (5x5x7)/Cube 0: Measurement grid: dx=7.5mm, dy=7.5mm, dz=5mm
Reference Value = 9.01 V/m; Power Drift = -0.243 dB
Peak SAR (extrapolated) = 0.413 W/kg
SAR(1 g) = 0.341 mW/g; SAR(10 g) = 0.263 mW/g

Info: Interpolated medium parameters used for SAR evaluation.
Maximum value of SAR (measured) = 0.357 mW/g

This report shall NOT be reproduced except in full without the written consent of RIM Testing Services
Copyright 2005-2011, RIM Testing Services, a division of Research In Motion Limited

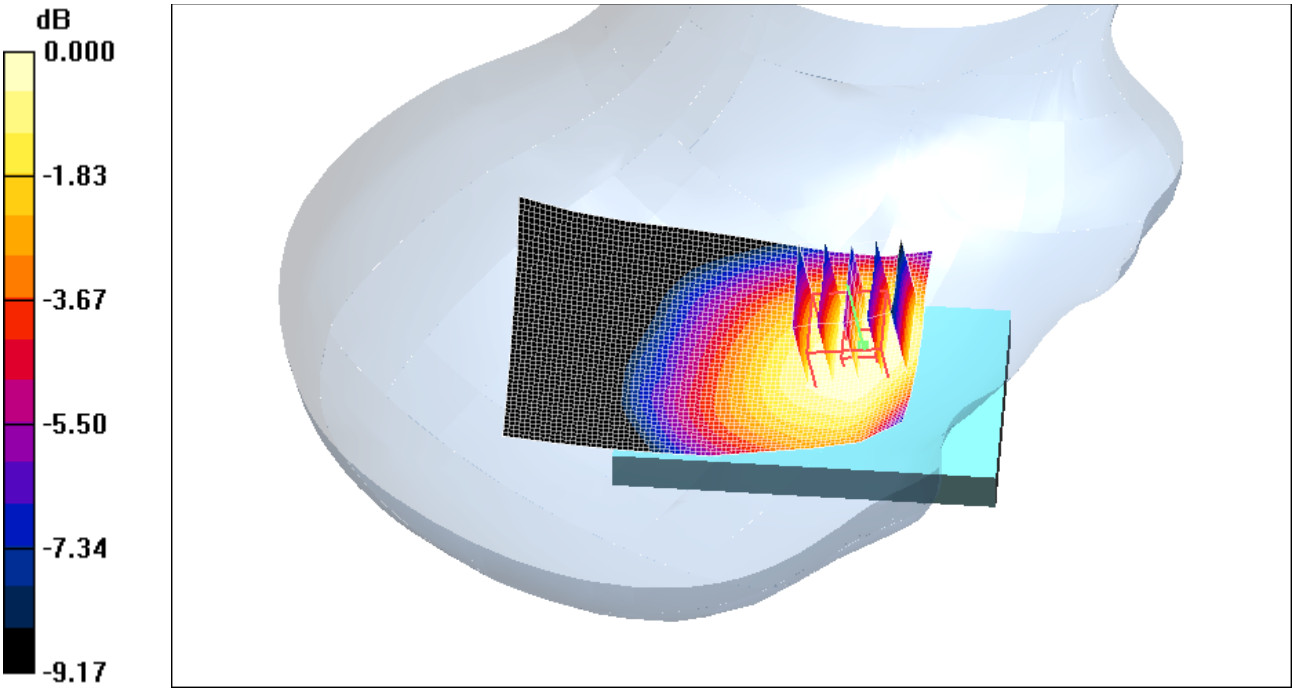

0 dB = 0.357mW/g

This report shall NOT be reproduced except in full without the written consent of RIM Testing Services
Copyright 2005-2011, RIM Testing Services, a division of Research In Motion Limited

Date/Time: 2/9/2011 12:26:29 AM

Test Laboratory: RIM Testing Services

RightHandSide_Slide_Open_EDGE850_mid_chan_amb_temp_23.1_liq_temp_21.6C

DUT: BlackBerry Smartphone; Type: Sample ; Serial: 2695E3C2

Communication System: EDGE 850 (2slots); Frequency: 836.8 MHz;Duty Cycle: 1:4.2
Medium parameters used (interpolated): f = 836.8 MHz; σ = 0.904 mho/m; ε_r = 42.1; ρ = 1000 kg/m^3
Phantom section: Right Section

DASY4 Configuration:

- Probe: ET3DV6 - SN1643; ConvF(6.01, 6.01, 6.01); Calibrated: 3/9/2010
- Sensor-Surface: 4mm (Mechanical Surface Detection)
- Electronics: DAE3 Sn472; Calibrated: 5/17/2010
- Phantom: SAM 1; Type: SAM 4.0; Serial: 1076
- Measurement SW: DASY4, V4.7 Build 80; Postprocessing SW: SEMCAD, V1.8 Build 186

Touch position - Low/Area Scan (51x81x1): Measurement grid: dx=15mm, dy=15mm

Info: Interpolated medium parameters used for SAR evaluation.
Maximum value of SAR (interpolated) = 0.344 mW/g

Touch position - Low/Zoom Scan (5x5x7) (5x5x7)/Cube 0: Measurement grid: dx=7.5mm, dy=7.5mm, dz=5mm
Reference Value = 8.78 V/m; Power Drift = -0.182 dB
Peak SAR (extrapolated) = 0.377 W/kg
SAR(1 g) = 0.316 mW/g; SAR(10 g) = 0.243 mW/g

Info: Interpolated medium parameters used for SAR evaluation.

Maximum value of SAR (measured) = 0.333 mW/g

This report shall NOT be reproduced except in full without the written consent of RIM Testing Services
Copyright 2005-2011, RIM Testing Services, a division of Research In Motion Limited

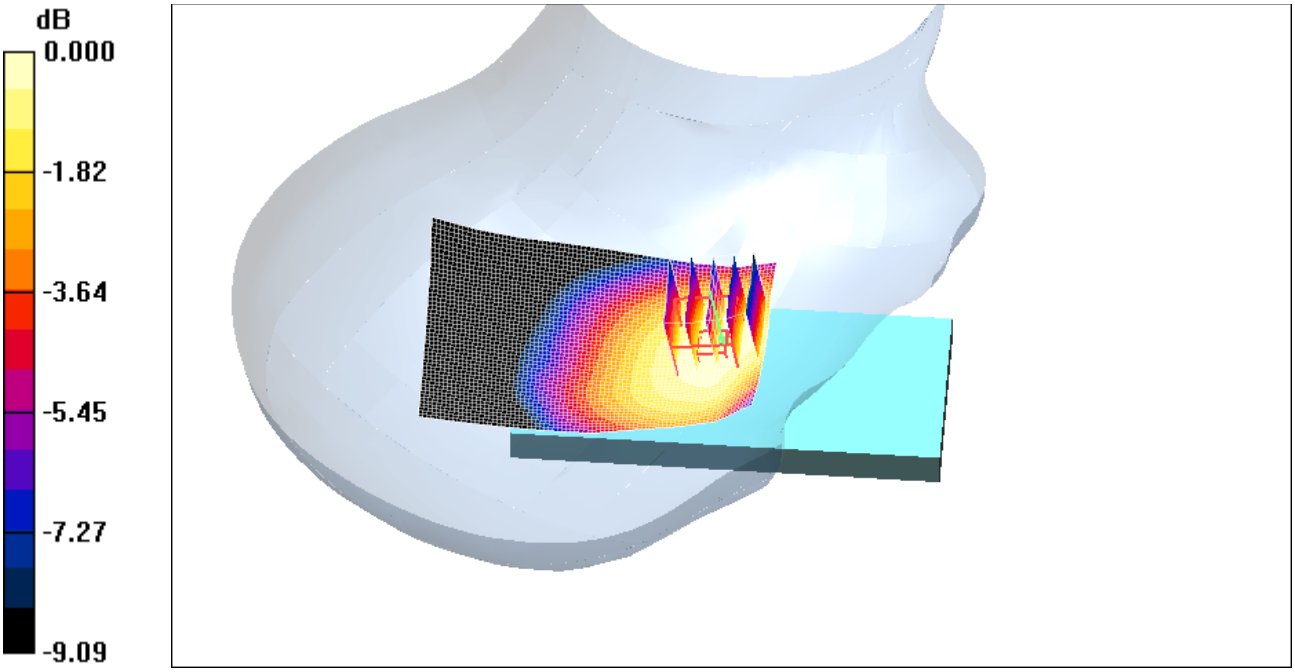

0 dB = 0.333mW/g

This report shall NOT be reproduced except in full without the written consent of RIM Testing Services
Copyright 2005-2011, RIM Testing Services, a division of Research In Motion Limited

Date/Time: 2/9/2011 12:45:45 AM

Test Laboratory: RIM Testing Services

RightHandSide_Tilt_EDGE850_mid_chan_Amb_Tem_23.1_Liq_Tem_21.6C

DUT: BlackBerry Smartphone; Type: Sample ; Serial: 2695E3C2

Communication System: EDGE 850 (2slots); Frequency: 836.8 MHz;Duty Cycle: 1:4.2
Medium parameters used (interpolated): f = 836.8 MHz; σ = 0.904 mho/m; ε_r = 42.1; ρ = 1000 kg/m^3
Phantom section: Right Section

DASY4 Configuration:

- Probe: ET3DV6 - SN1643; ConvF(6.01, 6.01, 6.01); Calibrated: 3/9/2010
- Sensor-Surface: 4mm (Mechanical Surface Detection)
- Electronics: DAE3 Sn472; Calibrated: 5/17/2010
- Phantom: SAM 1; Type: SAM 4.0; Serial: 1076
- Measurement SW: DASY4, V4.7 Build 80; Postprocessing SW: SEMCAD, V1.8 Build 186

Touch position -/Area Scan (51x81x1): Measurement grid: dx=15mm, dy=15mm

Info: Interpolated medium parameters used for SAR evaluation.
Maximum value of SAR (interpolated) = 0.322 mW/g

Touch position -/Zoom Scan (5x5x7) (5x5x7)/Cube 0: Measurement grid: dx=7.5mm, dy=7.5mm, dz=5mm
Reference Value = 15.8 V/m; Power Drift = 0.077 dB
Peak SAR (extrapolated) = 0.384 W/kg
SAR(1 g) = 0.319 mW/g; SAR(10 g) = 0.243 mW/g

Info: Interpolated medium parameters used for SAR evaluation.

Maximum value of SAR (measured) = 0.332 mW/g

This report shall NOT be reproduced except in full without the written consent of RIM Testing Services
Copyright 2005-2011, RIM Testing Services, a division of Research In Motion Limited

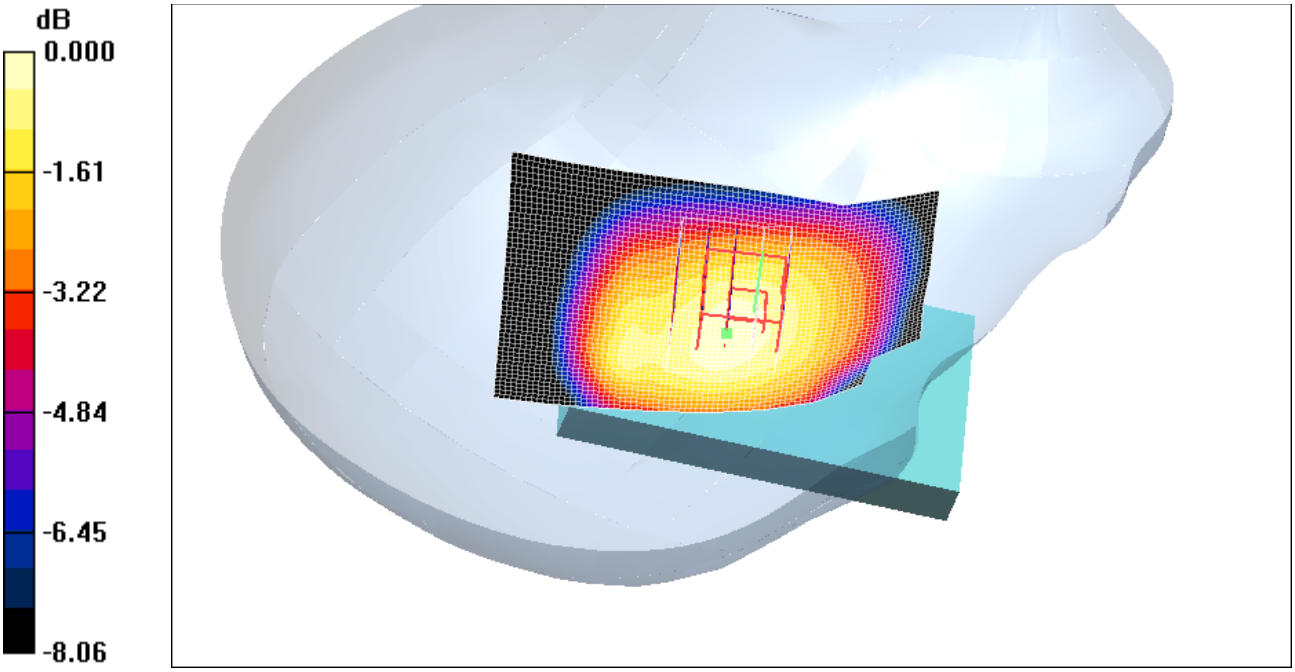

0 dB = 0.332mW/g

This report shall NOT be reproduced except in full without the written consent of RIM Testing Services
Copyright 2005-2011, RIM Testing Services, a division of Research In Motion Limited

Date/Time: 2/9/2011 12:07:36 AM

Test Laboratory: RIM Testing Services

RightHandSide_GSM850_mid_chan_amb_temp_23.0_liq_temp_21.5C

DUT: BlackBerry Smartphone; Type: Sample ; Serial: 2695E3C2

Communication System: GSM 850; Frequency: 836.8 MHz;Duty Cycle: 1:8.3
Medium parameters used (interpolated): f = 836.8 MHz; σ = 0.904 mho/m; ε_r = 42.1; ρ = 1000 kg/m^3
Phantom section: Right Section

DASY4 Configuration:

- Probe: ET3DV6 - SN1643; ConvF(6.01, 6.01, 6.01); Calibrated: 3/9/2010
- Sensor-Surface: 4mm (Mechanical Surface Detection)
- Electronics: DAE3 Sn472; Calibrated: 5/17/2010
- Phantom: SAM 1; Type: SAM 4.0; Serial: 1076
- Measurement SW: DASY4, V4.7 Build 80; Postprocessing SW: SEMCAD, V1.8 Build 186

Touch position - Low/Area Scan (51x81x1): Measurement grid: dx=15mm, dy=15mm

Info: Interpolated medium parameters used for SAR evaluation.
Maximum value of SAR (interpolated) = 0.385 mW/g

Touch position - Low/Zoom Scan (5x5x7) (5x5x7)/Cube 0: Measurement grid: dx=7.5mm, dy=7.5mm, dz=5mm
Reference Value = 8.89 V/m; Power Drift = -0.229 dB
Peak SAR (extrapolated) = 0.416 W/kg
SAR(1 g) = 0.338 mW/g; SAR(10 g) = 0.262 mW/g

Info: Interpolated medium parameters used for SAR evaluation.

Maximum value of SAR (measured) = 0.356 mW/g

This report shall NOT be reproduced except in full without the written consent of RIM Testing Services
Copyright 2005-2011, RIM Testing Services, a division of Research In Motion Limited

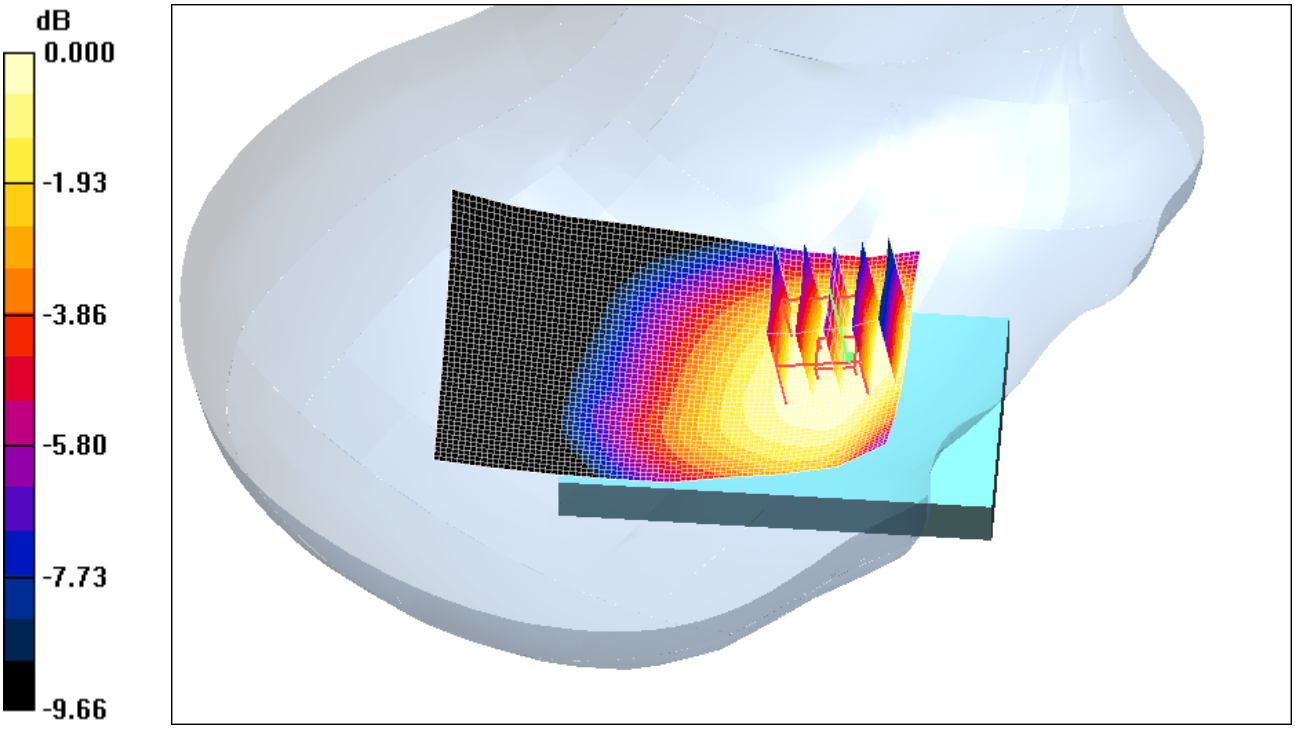

0 dB = 0.356mW/g

This report shall NOT be reproduced except in full without the written consent of RIM Testing Services
Copyright 2005-2011, RIM Testing Services, a division of Research In Motion Limited

Date/Time: 2/9/2011 1:01:26 AM

Test Laboratory: RIM Testing Services

LeftHandSide_EDGE850_mid_chan_amb_temp_23.1_liq_temp_21.6C

DUT: BlackBerry Smartphone; Type: Sample ; Serial: 2695E3C2

Communication System: EDGE 850 (2slots); Frequency: 836.8 MHz;Duty Cycle: 1:4.2
Medium parameters used (interpolated): f = 836.8 MHz; σ = 0.904 mho/m; ε_r = 42.1; ρ = 1000 kg/m^3
Phantom section: Left Section

DASY4 Configuration:

- Probe: ET3DV6 - SN1643; ConvF(6.01, 6.01, 6.01); Calibrated: 3/9/2010
- Sensor-Surface: 4mm (Mechanical Surface Detection)
- Electronics: DAE3 Sn472; Calibrated: 5/17/2010
- Phantom: SAM 1; Type: SAM 4.0; Serial: 1076
- Measurement SW: DASY4, V4.7 Build 80; Postprocessing SW: SEMCAD, V1.8 Build 186

Touch position -/Area Scan (51x81x1): Measurement grid: dx=15mm, dy=15mm

Info: Interpolated medium parameters used for SAR evaluation.
Maximum value of SAR (interpolated) = 0.350 mW/g

Touch position -/Zoom Scan (5x5x7) (5x5x7)/Cube 0: Measurement grid: dx=7.5mm, dy=7.5mm, dz=5mm
Reference Value = 8.42 V/m; Power Drift = -0.183 dB
Peak SAR (extrapolated) = 0.429 W/kg
SAR(1 g) = 0.333 mW/g; SAR(10 g) = 0.251 mW/g

Info: Interpolated medium parameters used for SAR evaluation.
Maximum value of SAR (measured) = 0.351 mW/g

This report shall NOT be reproduced except in full without the written consent of RIM Testing Services
Copyright 2005-2011, RIM Testing Services, a division of Research In Motion Limited

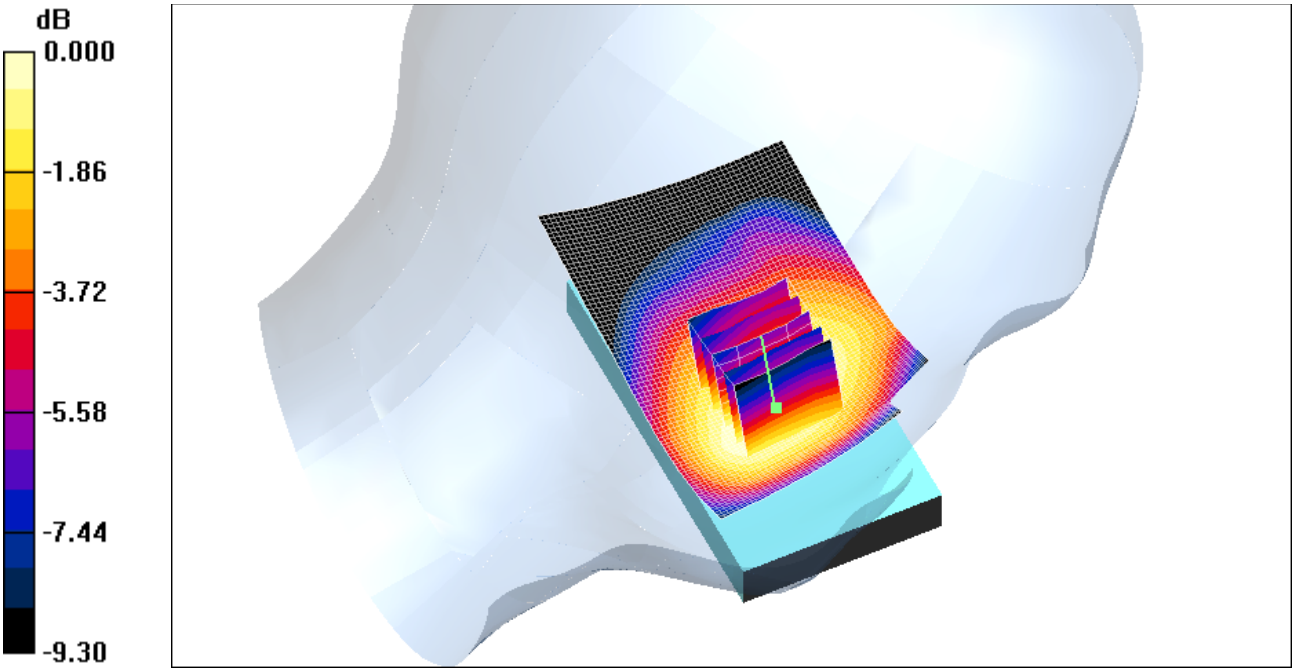

0 dB = 0.351mW/g

This report shall NOT be reproduced except in full without the written consent of RIM Testing Services
Copyright 2005-2011, RIM Testing Services, a division of Research In Motion Limited

Date/Time: 2/9/2011 1:17:30 AM

Test Laboratory: RIM Testing Services

LeftHandSide_Slide_Open_EDGE850_mid_chan_amb_temp_23.1_liq_temp_21.6C

DUT: BlackBerry Smartphone; Type: Sample ; Serial: 2695E3C2

Communication System: EDGE 850 (2slots); Frequency: 836.8 MHz;Duty Cycle: 1:4.2
Medium parameters used (interpolated): f = 836.8 MHz; σ = 0.904 mho/m; ε_r = 42.1; ρ = 1000 kg/m^3
Phantom section: Left Section

DASY4 Configuration:

- Probe: ET3DV6 - SN1643; ConvF(6.01, 6.01, 6.01); Calibrated: 3/9/2010
- Sensor-Surface: 4mm (Mechanical Surface Detection)
- Electronics: DAE3 Sn472; Calibrated: 5/17/2010
- Phantom: SAM 1; Type: SAM 4.0; Serial: 1076
- Measurement SW: DASY4, V4.7 Build 80; Postprocessing SW: SEMCAD, V1.8 Build 186

Touch position -/Area Scan (51x81x1): Measurement grid: dx=15mm, dy=15mm

Info: Interpolated medium parameters used for SAR evaluation.
Maximum value of SAR (interpolated) = 0.304 mW/g

Touch position -/Zoom Scan (5x5x7) (5x5x7)/Cube 0: Measurement grid: dx=7.5mm, dy=7.5mm, dz=5mm
Reference Value = 7.84 V/m; Power Drift = 1.53 dB
Peak SAR (extrapolated) = 0.366 W/kg
SAR(1 g) = 0.274 mW/g; SAR(10 g) = 0.212 mW/g

Info: Interpolated medium parameters used for SAR evaluation.
Maximum value of SAR (measured) = 0.303 mW/g

This report shall NOT be reproduced except in full without the written consent of RIM Testing Services
Copyright 2005-2011, RIM Testing Services, a division of Research In Motion Limited

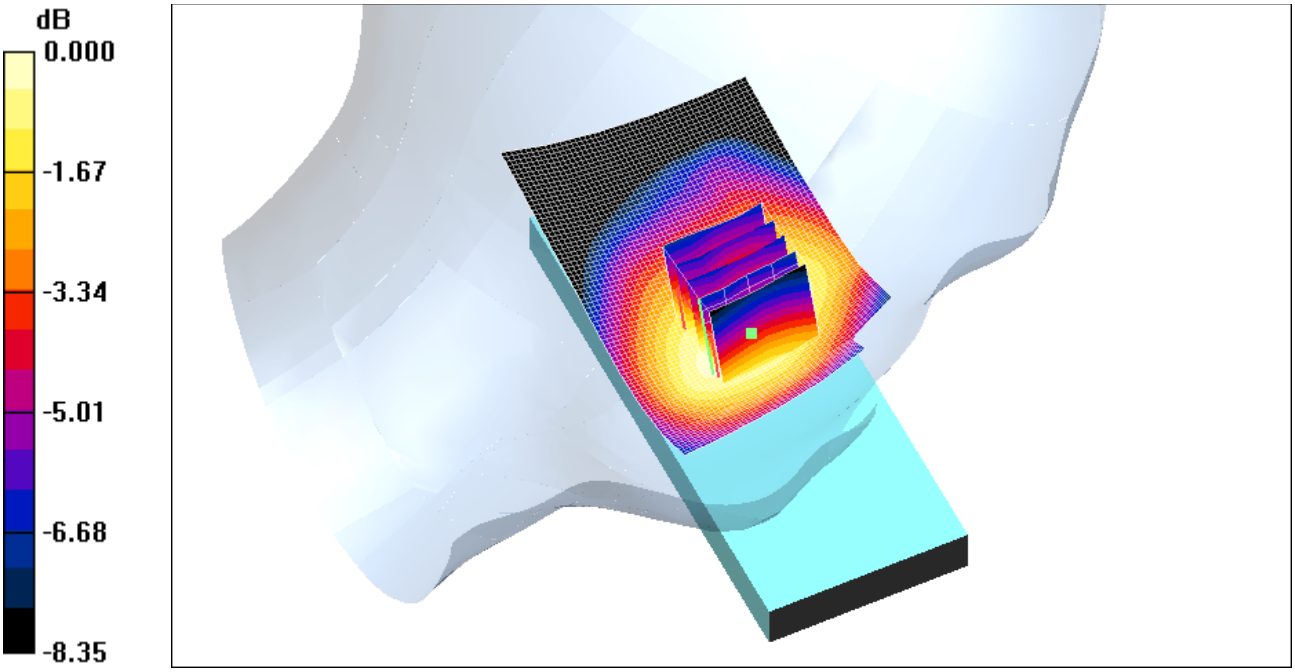

0 dB = 0.303mW/g

This report shall NOT be reproduced except in full without the written consent of RIM Testing Services
Copyright 2005-2011, RIM Testing Services, a division of Research In Motion Limited

Date/Time: 2/9/2011 1:36:28 AM

Test Laboratory: RIM Testing Services

LeftHandSide_Tilt_EDGE850_mid_chan_Amb_Tem_23.2_Liq_Tem_21.7_C

DUT: BlackBerry Smartphone; Type: Sample ; Serial: 2695E3C2

Communication System: EDGE 850 (2slots); Frequency: 836.8 MHz;Duty Cycle: 1:4.2
Medium parameters used (interpolated): f = 836.8 MHz; σ = 0.904 mho/m; ε_r = 42.1; ρ = 1000 kg/m^3
Phantom section: Left Section

DASY4 Configuration:

- Probe: ET3DV6 - SN1643; ConvF(6.01, 6.01, 6.01); Calibrated: 3/9/2010
- Sensor-Surface: 4mm (Mechanical Surface Detection)
- Electronics: DAE3 Sn472; Calibrated: 5/17/2010
- Phantom: SAM 1; Type: SAM 4.0; Serial: 1076
- Measurement SW: DASY4, V4.7 Build 80; Postprocessing SW: SEMCAD, V1.8 Build 186

Touch position -/Area Scan (61x81x1): Measurement grid: dx=15mm, dy=15mm

Info: Interpolated medium parameters used for SAR evaluation.
Maximum value of SAR (interpolated) = 0.352 mW/g

Touch position -/Zoom Scan (5x5x7) (5x5x7)/Cube 0: Measurement grid: dx=7.5mm, dy=7.5mm, dz=5mm
Reference Value = 16.3 V/m; Power Drift = 0.056 dB
Peak SAR (extrapolated) = 0.445 W/kg
SAR(1 g) = 0.364 mW/g; SAR(10 g) = 0.277 mW/g

Info: Interpolated medium parameters used for SAR evaluation.
Maximum value of SAR (measured) = 0.383 mW/g

This report shall NOT be reproduced except in full without the written consent of RIM Testing Services
Copyright 2005-2011, RIM Testing Services, a division of Research In Motion Limited



0 dB = 0.383mW/g

This report shall NOT be reproduced except in full without the written consent of RIM Testing Services
Copyright 2005-2011, RIM Testing Services, a division of Research In Motion Limited

Date/Time: 2/9/2011 1:18:06 PM

Test Laboratory: RIM Testing Services

RightHandSide_UMTS_band_V_mid_chan_amb_temp_23.1_liq_temp_21.7C

DUT: BlackBerry Smartphone; Type: Sample ; Serial: 2695E3C2

Communication System: WCDMA FDD V; Frequency: 836.4 MHz;Duty Cycle: 1:1
Medium parameters used (interpolated): f = 836.4 MHz; σ = 0.923 mho/m; ε_r = 40.4; ρ = 1000 kg/m^3
Phantom section: Right Section

DASY4 Configuration:

- Probe: ET3DV6 - SN1643; ConvF(6.01, 6.01, 6.01); Calibrated: 3/9/2010
- Sensor-Surface: 4mm (Mechanical Surface Detection)
- Electronics: DAE3 Sn472; Calibrated: 5/17/2010
- Phantom: SAM 1; Type: SAM 4.0; Serial: 1076
- Measurement SW: DASY4, V4.7 Build 80; Postprocessing SW: SEMCAD, V1.8 Build 186

Touch position - Low/Area Scan (51x81x1): Measurement grid: dx=15mm, dy=15mm

Info: Interpolated medium parameters used for SAR evaluation.
Maximum value of SAR (interpolated) = 0.293 mW/g

Touch position - Low/Zoom Scan (5x5x7) (5x5x7)/Cube 0: Measurement grid: dx=7.5mm, dy=7.5mm, dz=5mm
Reference Value = 8.07 V/m; Power Drift = -0.068 dB
Peak SAR (extrapolated) = 0.326 W/kg
SAR(1 g) = 0.263 mW/g; SAR(10 g) = 0.199 mW/g

Info: Interpolated medium parameters used for SAR evaluation.

Maximum value of SAR (measured) = 0.277 mW/g

This report shall NOT be reproduced except in full without the written consent of RIM Testing Services
Copyright 2005-2011, RIM Testing Services, a division of Research In Motion Limited

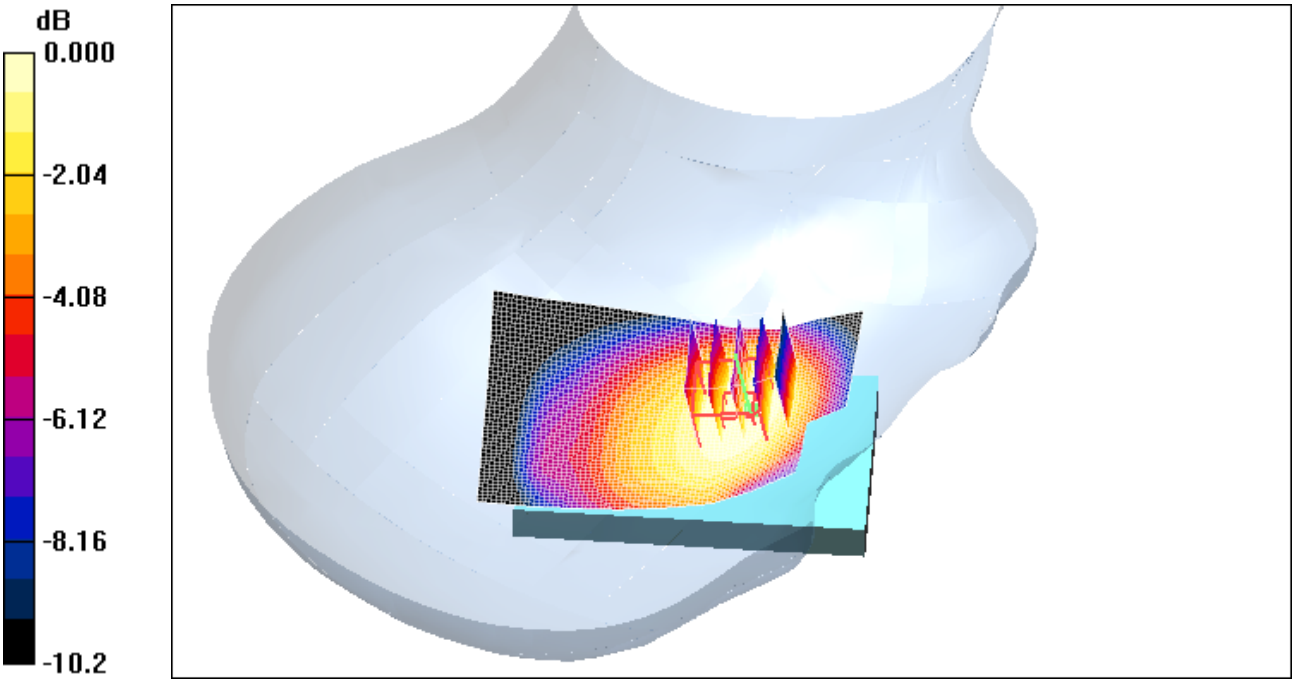

0 dB = 0.277mW/g

This report shall NOT be reproduced except in full without the written consent of RIM Testing Services
Copyright 2005-2011, RIM Testing Services, a division of Research In Motion Limited

Date/Time: 2/9/2011 1:47:19 PM

Test Laboratory: RIM Testing Services

RightHandSide_Slide_Open_UMTS_band_V_mid_chan_amb_temp_23.1_liq_temp_21.8C

DUT: BlackBerry Smartphone; Type: Sample ; Serial: 2695E3C2

Communication System: WCDMA FDD V; Frequency: 836.4 MHz;Duty Cycle: 1:1
Medium parameters used (interpolated): f = 836.4 MHz; σ = 0.923 mho/m; ε_r = 40.4; ρ = 1000 kg/m^3
Phantom section: Right Section

DASY4 Configuration:

- Probe: ET3DV6 - SN1643; ConvF(6.01, 6.01, 6.01); Calibrated: 3/9/2010
- Sensor-Surface: 4mm (Mechanical Surface Detection)
- Electronics: DAE3 Sn472; Calibrated: 5/17/2010
- Phantom: SAM 1; Type: SAM 4.0; Serial: 1076
- Measurement SW: DASY4, V4.7 Build 80; Postprocessing SW: SEMCAD, V1.8 Build 186

Touch position - Mid/Area Scan (51x81x1): Measurement grid: dx=15mm, dy=15mm

Info: Interpolated medium parameters used for SAR evaluation.
Maximum value of SAR (interpolated) = 0.275 mW/g

Touch position - Mid/Zoom Scan (5x5x7) (5x5x7)/Cube 0: Measurement grid: dx=7.5mm, dy=7.5mm, dz=5mm
Reference Value = 8.61 V/m; Power Drift = -0.034 dB
Peak SAR (extrapolated) = 0.318 W/kg
SAR(1 g) = 0.259 mW/g; SAR(10 g) = 0.201 mW/g

Info: Interpolated medium parameters used for SAR evaluation.
Maximum value of SAR (measured) = 0.271 mW/g

This report shall NOT be reproduced except in full without the written consent of RIM Testing Services
Copyright 2005-2011, RIM Testing Services, a division of Research In Motion Limited

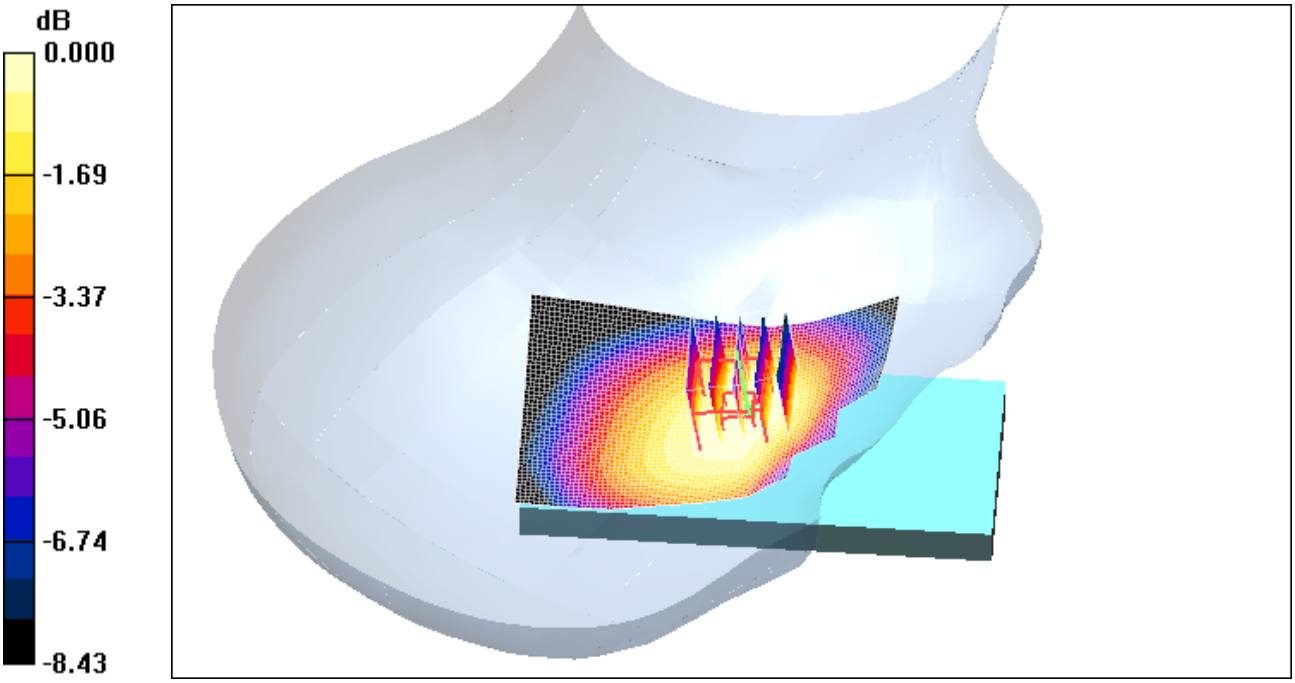

0 dB = 0.271mW/g

This report shall NOT be reproduced except in full without the written consent of RIM Testing Services
Copyright 2005-2011, RIM Testing Services, a division of Research In Motion Limited

Date/Time: 2/9/2011 2:02:09 PM

Test Laboratory: RIM Testing Services

RightHandSide_Tilt_UMTS_band_V_mid_chan_amb_temp_23.3_liq_temp_21.8C

DUT: BlackBerry Smartphone; Type: Sample ; Serial: 2695E3C2

Communication System: WCDMA FDD V; Frequency: 836.4 MHz;Duty Cycle: 1:1
Medium parameters used (interpolated): f = 836.4 MHz; σ = 0.923 mho/m; ε_r = 40.4; ρ = 1000 kg/m^3
Phantom section: Right Section

DASY4 Configuration:

- Probe: ET3DV6 - SN1643; ConvF(6.01, 6.01, 6.01); Calibrated: 3/9/2010
- Sensor-Surface: 4mm (Mechanical Surface Detection)
- Electronics: DAE3 Sn472; Calibrated: 5/17/2010
- Phantom: SAM 1; Type: SAM 4.0; Serial: 1076
- Measurement SW: DASY4, V4.7 Build 80; Postprocessing SW: SEMCAD, V1.8 Build 186

Touch position - Mid/Area Scan (51x81x1): Measurement grid: dx=15mm, dy=15mm

Info: Interpolated medium parameters used for SAR evaluation.
Maximum value of SAR (interpolated) = 0.264 mW/g

Touch position - Mid/Zoom Scan (5x5x7) (5x5x7)/Cube 0: Measurement grid: dx=7.5mm, dy=7.5mm, dz=5mm
Reference Value = 13.7 V/m; Power Drift = -0.070 dB
Peak SAR (extrapolated) = 0.306 W/kg
SAR(1 g) = 0.255 mW/g; SAR(10 g) = 0.196 mW/g

Info: Interpolated medium parameters used for SAR evaluation.
Maximum value of SAR (measured) = 0.269 mW/g

This report shall NOT be reproduced except in full without the written consent of RIM Testing Services
Copyright 2005-2011, RIM Testing Services, a division of Research In Motion Limited

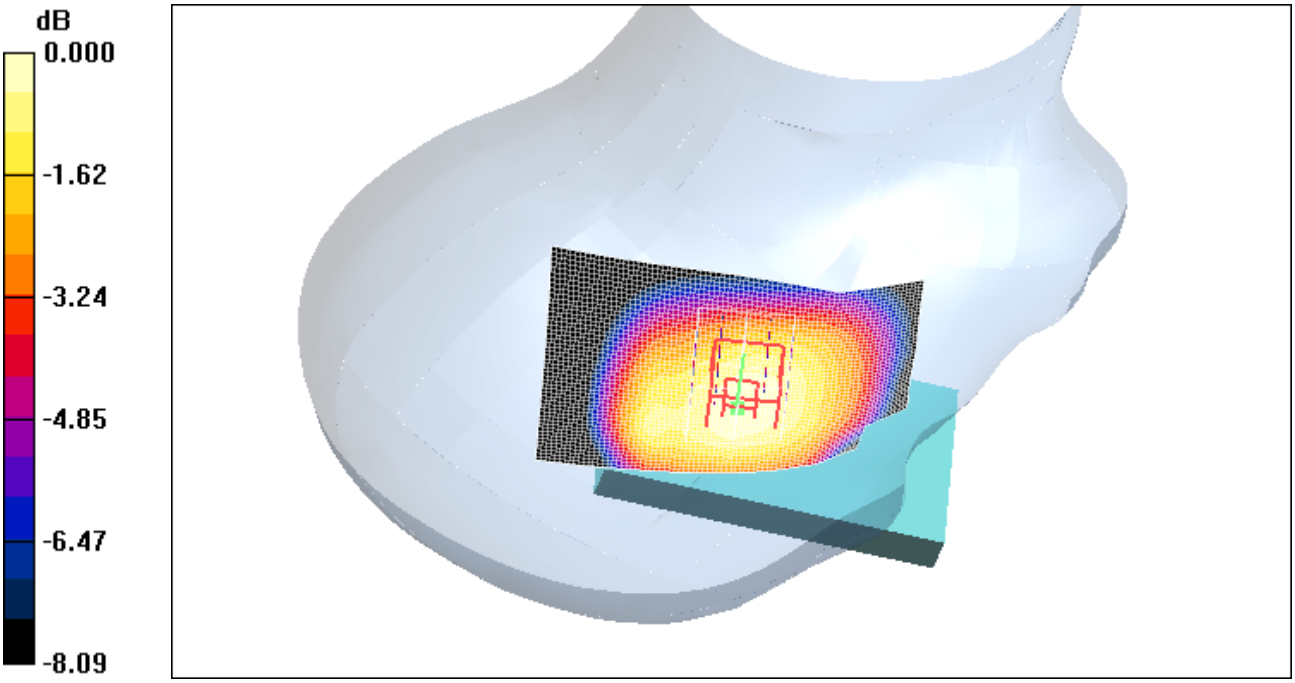

0 dB = 0.269mW/g

This report shall NOT be reproduced except in full without the written consent of RIM Testing Services
Copyright 2005-2011, RIM Testing Services, a division of Research In Motion Limited

Date/Time: 2/9/2011 1:51:53 AM

Test Laboratory: RIM Testing Services

LeftHandSide_UMTS_band_V_mid_chan_amb_temp_23.0_liq_temp_21.6C

DUT: BlackBerry Smartphone; Type: Sample ; Serial: 2695E3C2

Communication System: WCDMA FDD V; Frequency: 836.4 MHz;Duty Cycle: 1:1
Medium parameters used (interpolated): f = 836.4 MHz; σ = 0.904 mho/m; ε_r = 42.1; ρ = 1000 kg/m^3
Phantom section: Left Section

DASY4 Configuration:

- Probe: ET3DV6 - SN1643; ConvF(6.01, 6.01, 6.01); Calibrated: 3/9/2010
- Sensor-Surface: 4mm (Mechanical Surface Detection)
- Electronics: DAE3 Sn472; Calibrated: 5/17/2010
- Phantom: SAM 1; Type: SAM 4.0; Serial: 1076
- Measurement SW: DASY4, V4.7 Build 80; Postprocessing SW: SEMCAD, V1.8 Build 186

Touch position -/Area Scan (51x81x1): Measurement grid: dx=15mm, dy=15mm

Info: Interpolated medium parameters used for SAR evaluation.
Maximum value of SAR (interpolated) = 0.251 mW/g

Touch position -/Zoom Scan (5x5x7) (5x5x7)/Cube 0: Measurement grid: dx=7.5mm, dy=7.5mm, dz=5mm
Reference Value = 7.70 V/m; Power Drift = -0.084 dB
Peak SAR (extrapolated) = 0.302 W/kg
SAR(1 g) = 0.241 mW/g; SAR(10 g) = 0.184 mW/g

Info: Interpolated medium parameters used for SAR evaluation.

Maximum value of SAR (measured) = 0.253 mW/g

This report shall NOT be reproduced except in full without the written consent of RIM Testing Services
Copyright 2005-2011, RIM Testing Services, a division of Research In Motion Limited

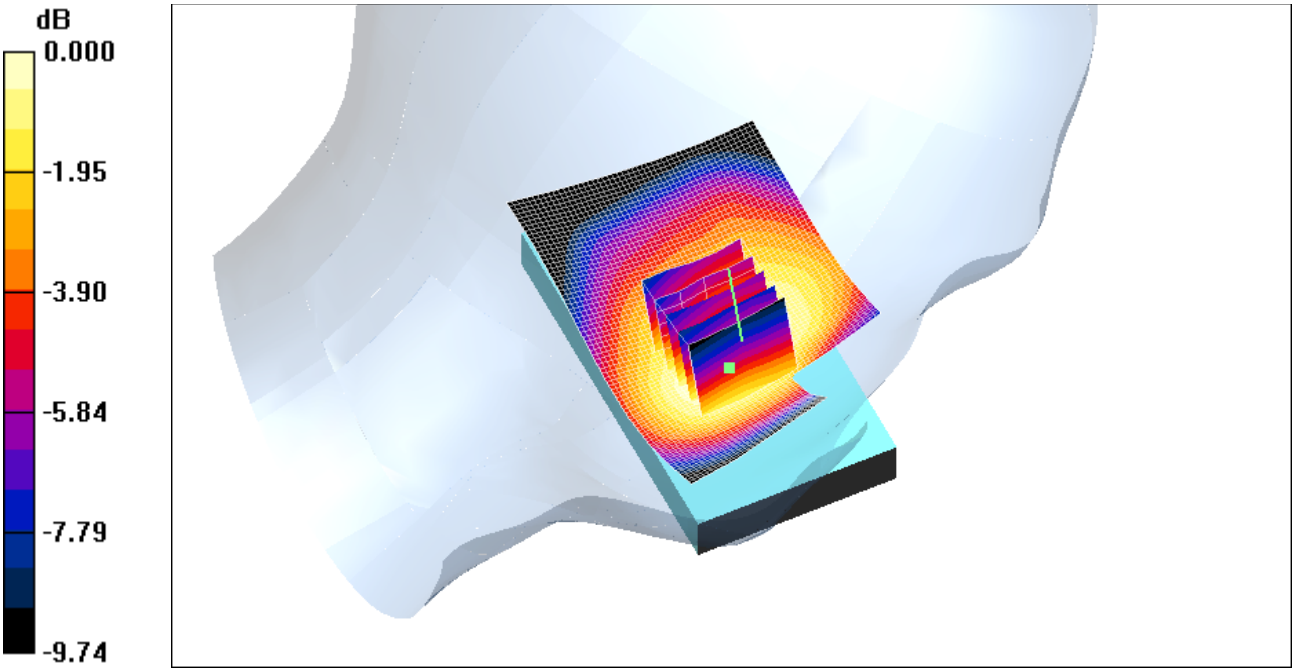

0 dB = 0.253mW/g

This report shall NOT be reproduced except in full without the written consent of RIM Testing Services
Copyright 2005-2011, RIM Testing Services, a division of Research In Motion Limited

Date/Time: 2/9/2011 2:20:25 AM

Test Laboratory: RIM Testing Services

LeftHandSide_Tilt_Slide_Open_UMTS_band_V_mid_chan_Amb_Tem_23.2_Liq_Tem_21.7_C

DUT: BlackBerry Smartphone; Type: Sample ; Serial: 2695E3C2

Communication System: WCDMA FDD V; Frequency: 836.4 MHz;Duty Cycle: 1:1
Medium parameters used (interpolated): f = 836.4 MHz; σ = 0.904 mho/m; ε_r = 42.1; ρ = 1000 kg/m^3
Phantom section: Left Section

DASY4 Configuration:

- Probe: ET3DV6 - SN1643; ConvF(6.01, 6.01, 6.01); Calibrated: 3/9/2010
- Sensor-Surface: 4mm (Mechanical Surface Detection)
- Electronics: DAE3 Sn472; Calibrated: 5/17/2010
- Phantom: SAM 1; Type: SAM 4.0; Serial: 1076
- Measurement SW: DASY4, V4.7 Build 80; Postprocessing SW: SEMCAD, V1.8 Build 186

Touch position -/Area Scan (61x81x1): Measurement grid: dx=15mm, dy=15mm

Info: Interpolated medium parameters used for SAR evaluation.
Maximum value of SAR (interpolated) = 0.205 mW/g

Touch position -/Zoom Scan (5x5x7) (5x5x7)/Cube 0: Measurement grid: dx=7.5mm, dy=7.5mm, dz=5mm
Reference Value = 12.1 V/m; Power Drift = 0.113 dB
Peak SAR (extrapolated) = 0.236 W/kg
SAR(1 g) = 0.197 mW/g; SAR(10 g) = 0.152 mW/g

Info: Interpolated medium parameters used for SAR evaluation.
Maximum value of SAR (measured) = 0.205 mW/g

This report shall NOT be reproduced except in full without the written consent of RIM Testing Services
Copyright 2005-2011, RIM Testing Services, a division of Research In Motion Limited



0 dB = 0.205mW/g

This report shall NOT be reproduced except in full without the written consent of RIM Testing Services
Copyright 2005-2011, RIM Testing Services, a division of Research In Motion Limited

Date/Time: 2/14/2011 6:37:09 PM

Test Laboratory: RIM Testing Services

RightHandSide_EDGE1900_4_Slots_mid_chan_amb_temp_23.3_liq_temp_21.9C

DUT: BlackBerry Smartphone; Type: Sample ; Serial: 2695E3C2

Communication System: EDGE 1900(4 slots); Frequency: 1880 MHz;Duty Cycle: 1:2.1
Medium parameters used: f = 1880 MHz; σ = 1.37 mho/m; ε_r = 38.4; ρ = 1000 kg/m^3
Phantom section: Right Section

DASY4 Configuration:

- Probe: ET3DV6 - SN1643; ConvF(4.99, 4.99, 4.99); Calibrated: 3/9/2010
- Sensor-Surface: 4mm (Mechanical Surface Detection)
- Electronics: DAE3 Sn472; Calibrated: 5/17/2010
- Phantom: SAM 1; Type: SAM 4.0; Serial: 1076
- Measurement SW: DASY4, V4.7 Build 80; Postprocessing SW: SEMCAD, V1.8 Build 186

Touch position - Mid/Area Scan (51x81x1): Measurement grid: dx=15mm, dy=15mm
Maximum value of SAR (interpolated) = 0.418 mW/g

Touch position - Mid/Zoom Scan (5x5x7) (5x5x7)/Cube 0: Measurement grid: dx=7.5mm, dy=7.5mm, dz=5mm
Reference Value = 11.5 V/m; Power Drift = -0.166 dB
Peak SAR (extrapolated) = 0.533 W/kg
SAR(1 g) = 0.356 mW/g; SAR(10 g) = 0.217 mW/g

Maximum value of SAR (measured) = 0.385 mW/g

This report shall NOT be reproduced except in full without the written consent of RIM Testing Services
Copyright 2005-2011, RIM Testing Services, a division of Research In Motion Limited

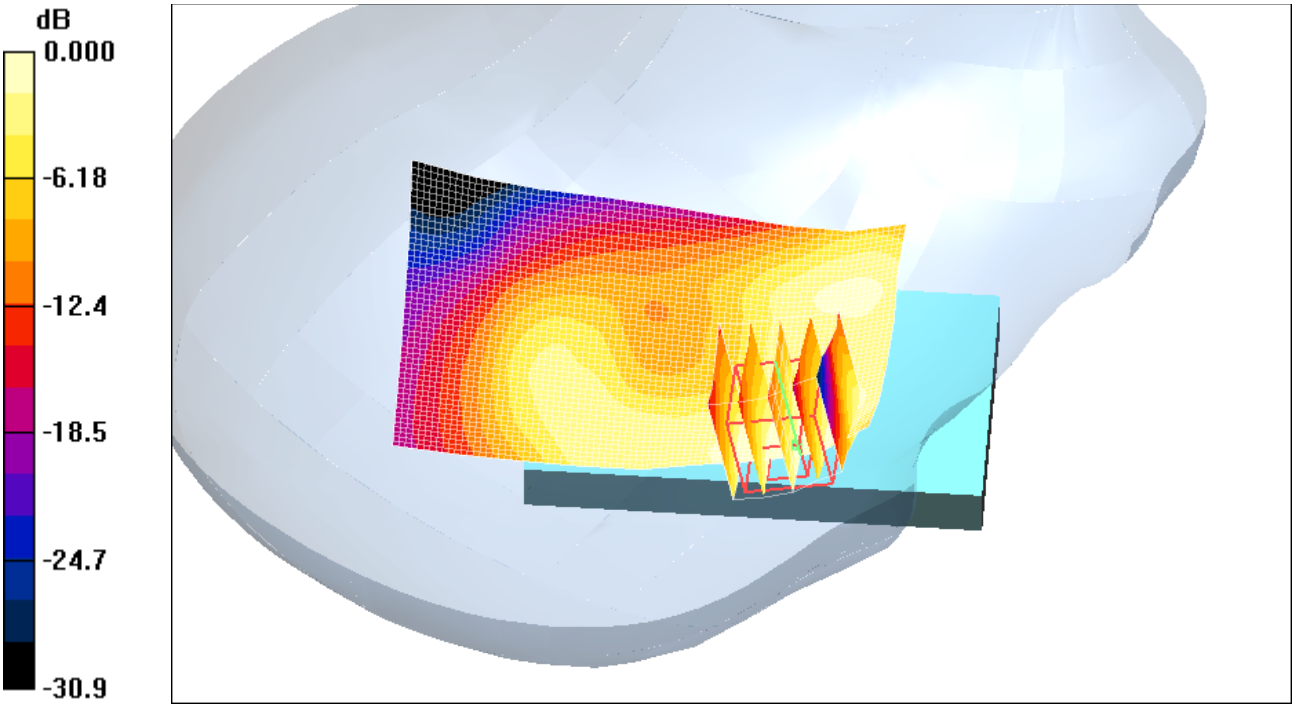

0 dB = 0.385mW/g

This report shall NOT be reproduced except in full without the written consent of RIM Testing Services
Copyright 2005-2011, RIM Testing Services, a division of Research In Motion Limited

Date/Time: 2/14/2011 6:21:34 PM

Test Laboratory: RIM Testing Services

RightHandSide_EDGE1900_3_Slots_mid_chan_amb_temp_23.4_liq_temp_22.0C

DUT: BlackBerry Smartphone; Type: Sample ; Serial: 2695E3C2

Communication System: EDGE 1900(3 slots); Frequency: 1880 MHz;Duty Cycle: 1:2.8
Medium parameters used: f = 1880 MHz; σ = 1.37 mho/m; ε_r = 38.4; ρ = 1000 kg/m^3
Phantom section: Right Section

DASY4 Configuration:

- Probe: ET3DV6 - SN1643; ConvF(4.99, 4.99, 4.99); Calibrated: 3/9/2010
- Sensor-Surface: 4mm (Mechanical Surface Detection)
- Electronics: DAE3 Sn472; Calibrated: 5/17/2010
- Phantom: SAM 1; Type: SAM 4.0; Serial: 1076
- Measurement SW: DASY4, V4.7 Build 80; Postprocessing SW: SEMCAD, V1.8 Build 186

Touch position - Mid/Area Scan (51x81x1): Measurement grid: dx=15mm, dy=15mm
Maximum value of SAR (interpolated) = 0.452 mW/g

Touch position - Mid/Zoom Scan (5x5x7) (5x5x7)/Cube 0: Measurement grid: dx=7.5mm, dy=7.5mm, dz=5mm
Reference Value = 11.8 V/m; Power Drift = -0.366 dB
Peak SAR (extrapolated) = 0.544 W/kg
SAR(1 g) = 0.356 mW/g; SAR(10 g) = 0.216 mW/g

Maximum value of SAR (measured) = 0.390 mW/g

This report shall NOT be reproduced except in full without the written consent of RIM Testing Services
Copyright 2005-2011, RIM Testing Services, a division of Research In Motion Limited

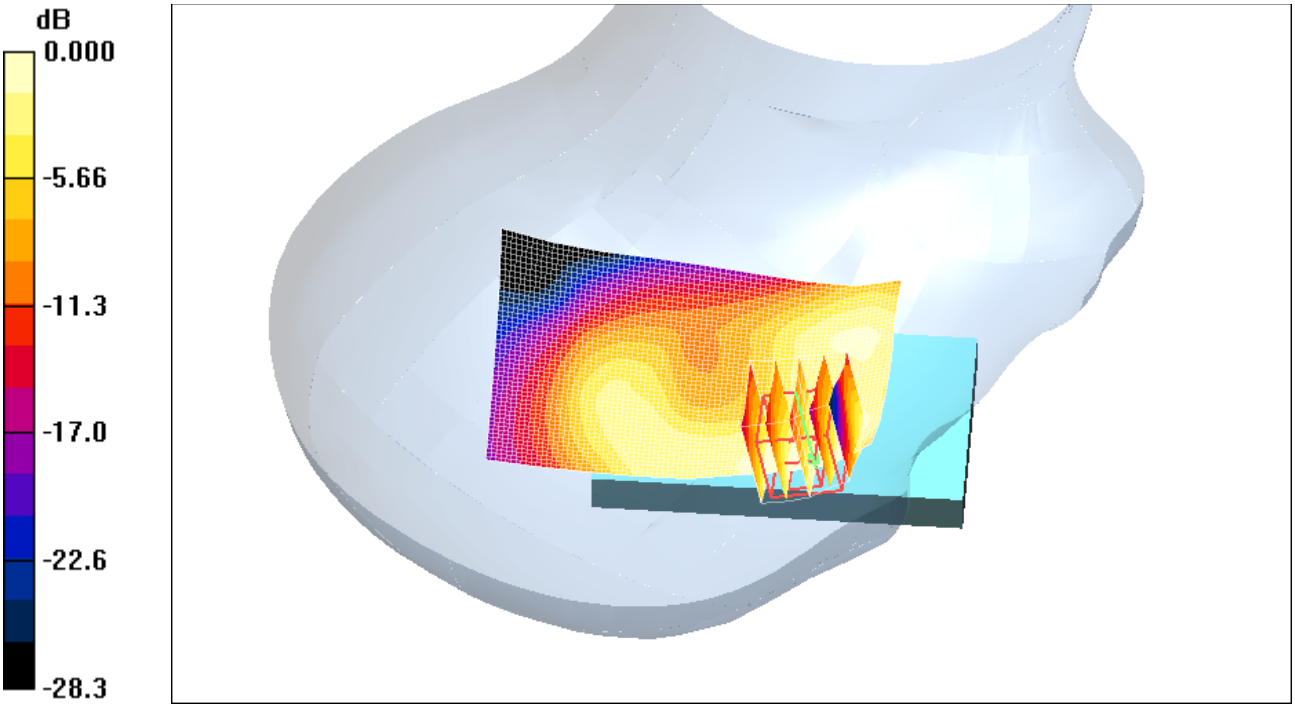

0 dB = 0.390mW/g

This report shall NOT be reproduced except in full without the written consent of RIM Testing Services
Copyright 2005-2011, RIM Testing Services, a division of Research In Motion Limited

Date/Time: 2/14/2011 6:05:54 PM

Test Laboratory: RIM Testing Services

RightHandSide_EDGE1900_mid_chan_amb_temp_23.5_liq_temp_22.1 C

DUT: BlackBerry Smartphone; Type: Sample ; Serial: 2695E3C2

Communication System: EDGE 1900; Frequency: 1880 MHz;Duty Cycle: 1:4.2
Medium parameters used: f = 1880 MHz; σ = 1.37 mho/m; ε_r = 38.4; ρ = 1000 kg/m^3
Phantom section: Right Section

DASY4 Configuration:

- Probe: ET3DV6 - SN1643; ConvF(4.99, 4.99, 4.99); Calibrated: 3/9/2010
- Sensor-Surface: 4mm (Mechanical Surface Detection)
- Electronics: DAE3 Sn472; Calibrated: 5/17/2010
- Phantom: SAM 1; Type: SAM 4.0; Serial: 1076
- Measurement SW: DASY4, V4.7 Build 80; Postprocessing SW: SEMCAD, V1.8 Build 186

Touch position - Mid/Area Scan (51x81x1): Measurement grid: dx=15mm, dy=15mm
Maximum value of SAR (interpolated) = 0.417 mW/g

Touch position - Mid/Zoom Scan (5x5x7) (5x5x7)/Cube 0: Measurement grid: dx=7.5mm, dy=7.5mm, dz=5mm
Reference Value = 11.9 V/m; Power Drift = -0.511 dB
Peak SAR (extrapolated) = 0.516 W/kg
SAR(1 g) = 0.346 mW/g; SAR(10 g) = 0.210 mW/g

Maximum value of SAR (measured) = 0.376 mW/g

This report shall NOT be reproduced except in full without the written consent of RIM Testing Services
Copyright 2005-2011, RIM Testing Services, a division of Research In Motion Limited

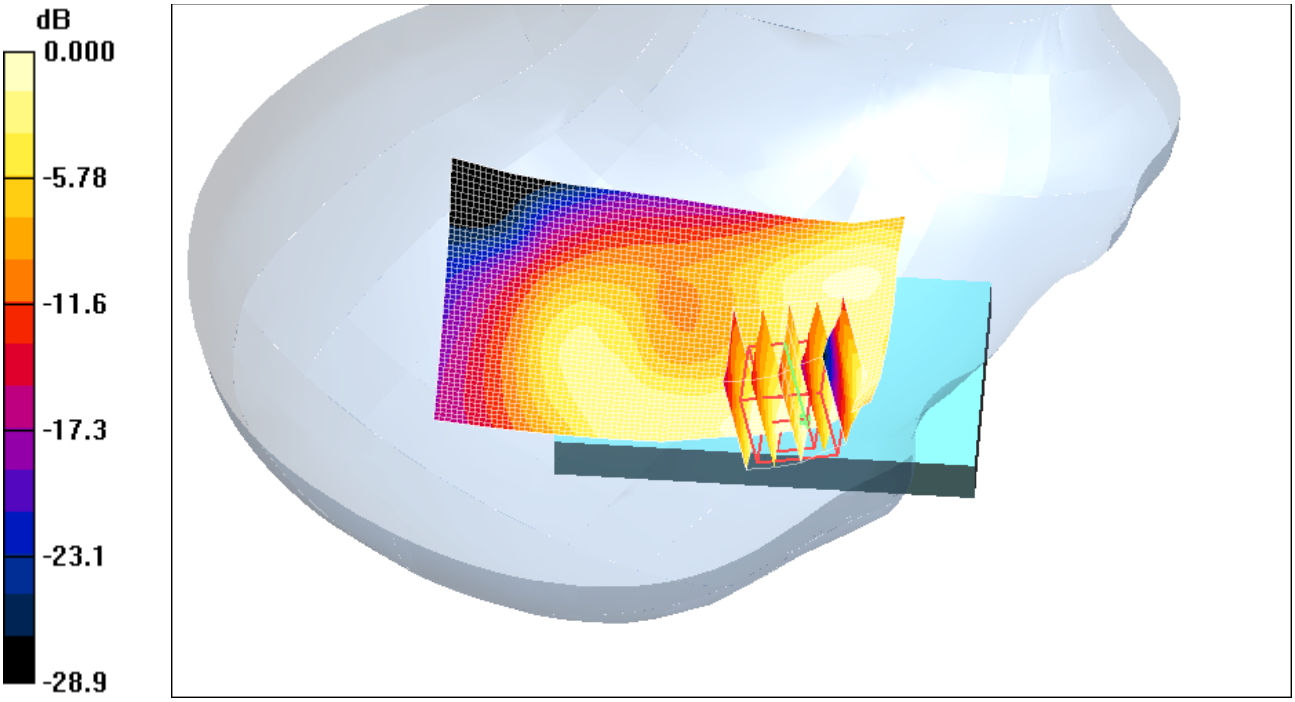

0 dB = 0.376mW/g

This report shall NOT be reproduced except in full without the written consent of RIM Testing Services
Copyright 2005-2011, RIM Testing Services, a division of Research In Motion Limited

Date/Time: 2/14/2011 7:09:35 PM

Test Laboratory: RIM Testing Services

RightHandSide_Slide_Open_EDGE1900_mid_chan_amb_temp_23.4_liq_temp_22.0C

DUT: BlackBerry Smartphone; Type: Sample ; Serial: 2695E3C2

Communication System: EDGE 1900; Frequency: 1880 MHz;Duty Cycle: 1:4.2
Medium parameters used: f = 1880 MHz; σ = 1.37 mho/m; ε_r = 38.4; ρ = 1000 kg/m^3
Phantom section: Right Section

DASY4 Configuration:

- Probe: ET3DV6 - SN1643; ConvF(4.99, 4.99, 4.99); Calibrated: 3/9/2010
- Sensor-Surface: 4mm (Mechanical Surface Detection)
- Electronics: DAE3 Sn472; Calibrated: 5/17/2010
- Phantom: SAM 1; Type: SAM 4.0; Serial: 1076
- Measurement SW: DASY4, V4.7 Build 80; Postprocessing SW: SEMCAD, V1.8 Build 186

Touch position - Mid/Area Scan (51x81x1): Measurement grid: dx=15mm, dy=15mm
Maximum value of SAR (interpolated) = 0.242 mW/g

Touch position - Mid/Zoom Scan (5x5x7) (5x5x7)/Cube 0: Measurement grid: dx=7.5mm, dy=7.5mm, dz=5mm
Reference Value = 7.88 V/m; Power Drift = 0.431 dB
Peak SAR (extrapolated) = 0.385 W/kg
SAR(1 g) = 0.253 mW/g; SAR(10 g) = 0.157 mW/g

Maximum value of SAR (measured) = 0.286 mW/g

This report shall NOT be reproduced except in full without the written consent of RIM Testing Services
Copyright 2005-2011, RIM Testing Services, a division of Research In Motion Limited

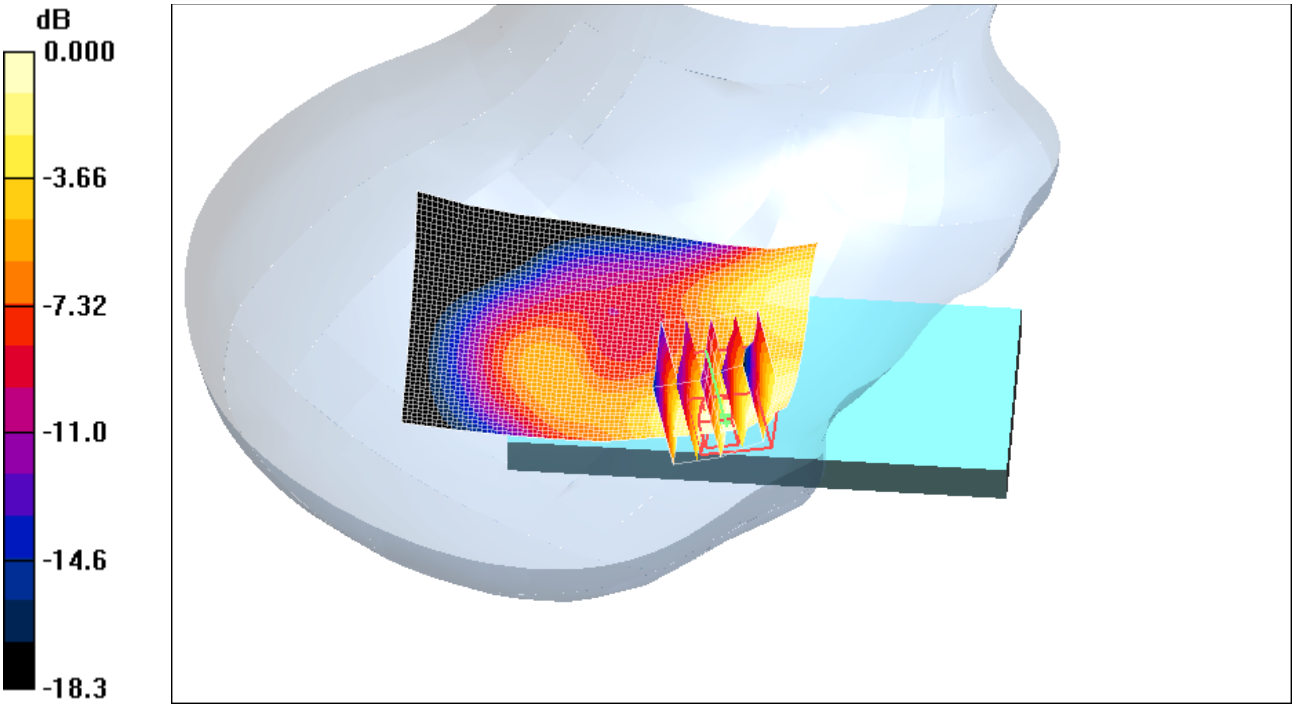

0 dB = 0.286mW/g

This report shall NOT be reproduced except in full without the written consent of RIM Testing Services
Copyright 2005-2011, RIM Testing Services, a division of Research In Motion Limited

Date/Time: 2/14/2011 7:24:52 PM

Test Laboratory: RIM Testing Services

RightHandSide_Tilt_EDGE1900_mid_chan_Amb_Tem_23.2_Liq_Tem_21.8C

DUT: BlackBerry Smartphone; Type: Sample ; Serial: 2695E3C2

Communication System: EDGE 1900; Frequency: 1880 MHz;Duty Cycle: 1:4.2
Medium parameters used: f = 1880 MHz; σ = 1.37 mho/m; ε_r = 38.4; ρ = 1000 kg/m^3
Phantom section: Right Section

DASY4 Configuration:

- Probe: ET3DV6 - SN1643; ConvF(4.99, 4.99, 4.99); Calibrated: 3/9/2010
- Sensor-Surface: 4mm (Mechanical Surface Detection)
- Electronics: DAE3 Sn472; Calibrated: 5/17/2010
- Phantom: SAM 1; Type: SAM 4.0; Serial: 1076
- Measurement SW: DASY4, V4.7 Build 80; Postprocessing SW: SEMCAD, V1.8 Build 186

Touch position -/Area Scan (51x81x1): Measurement grid: dx=15mm, dy=15mm
Maximum value of SAR (interpolated) = 0.388 mW/g

Touch position -/Zoom Scan (5x5x7) (5x5x7)/Cube 0: Measurement grid: dx=7.5mm, dy=7.5mm, dz=5mm
Reference Value = 15.1 V/m; Power Drift = 0.132 dB
Peak SAR (extrapolated) = 0.521 W/kg
SAR(1 g) = 0.338 mW/g; SAR(10 g) = 0.197 mW/g
Maximum value of SAR (measured) = 0.378 mW/g

This report shall NOT be reproduced except in full without the written consent of RIM Testing Services
Copyright 2005-2011, RIM Testing Services, a division of Research In Motion Limited

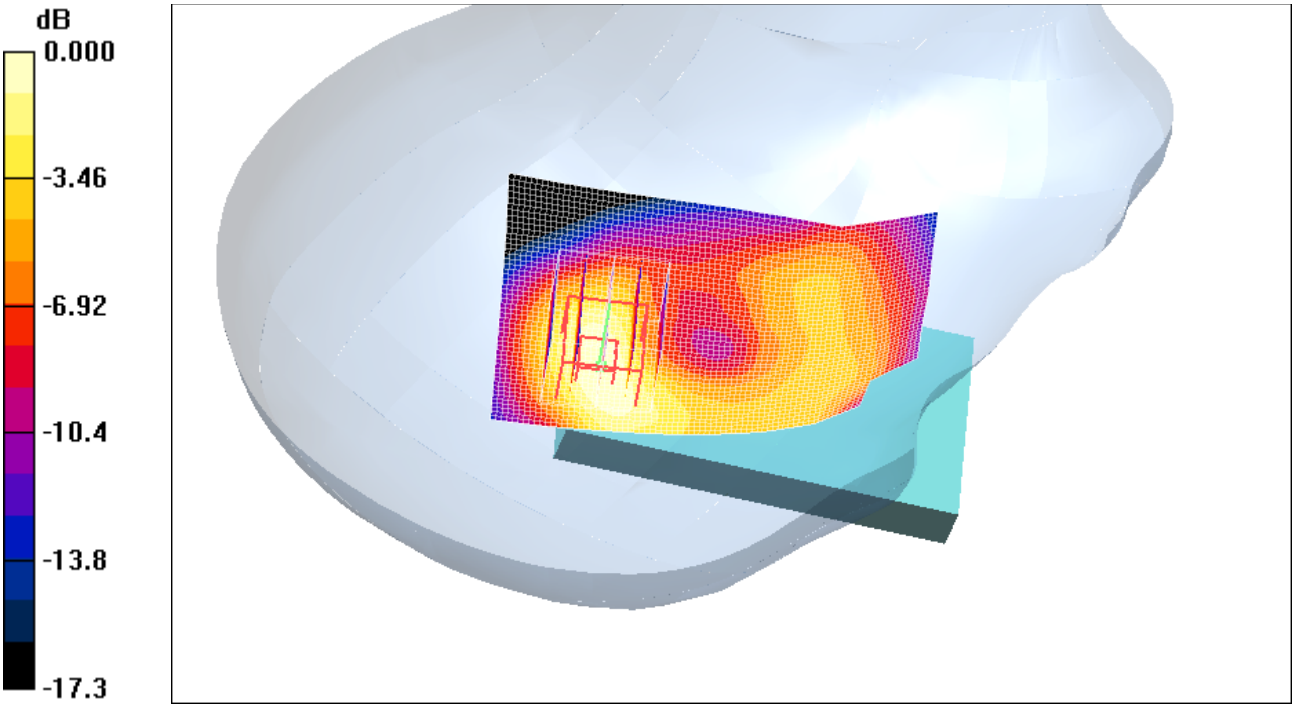

0 dB = 0.378mW/g

This report shall NOT be reproduced except in full without the written consent of RIM Testing Services
Copyright 2005-2011, RIM Testing Services, a division of Research In Motion Limited

Date/Time: 2/14/2011 6:53:04 PM

Test Laboratory: RIM Testing Services

RightHandSide_GSM1900_mid_chan_amb_temp_23.3_liq_temp_21.9C

DUT: BlackBerry Smartphone; Type: Sample ; Serial: 2695E3C2

Communication System: GSM 1900; Frequency: 1880 MHz;Duty Cycle: 1:8.3
Medium parameters used: f = 1880 MHz; σ = 1.37 mho/m; ε_r = 38.4; ρ = 1000 kg/m^3
Phantom section: Right Section

DASY4 Configuration:

- Probe: ET3DV6 - SN1643; ConvF(4.99, 4.99, 4.99); Calibrated: 3/9/2010
- Sensor-Surface: 4mm (Mechanical Surface Detection)
- Electronics: DAE3 Sn472; Calibrated: 5/17/2010
- Phantom: SAM 1; Type: SAM 4.0; Serial: 1076
- Measurement SW: DASY4, V4.7 Build 80; Postprocessing SW: SEMCAD, V1.8 Build 186

Touch position - Mid/Area Scan (51x81x1): Measurement grid: dx=15mm, dy=15mm
Maximum value of SAR (interpolated) = 0.395 mW/g

Touch position - Mid/Zoom Scan (5x5x7) (5x5x7)/Cube 0: Measurement grid: dx=7.5mm, dy=7.5mm, dz=5mm
Reference Value = 11.0 V/m; Power Drift = -0.386 dB
Peak SAR (extrapolated) = 0.469 W/kg
SAR(1 g) = 0.313 mW/g; SAR(10 g) = 0.196 mW/g

Maximum value of SAR (measured) = 0.343 mW/g

This report shall NOT be reproduced except in full without the written consent of RIM Testing Services
Copyright 2005-2011, RIM Testing Services, a division of Research In Motion Limited

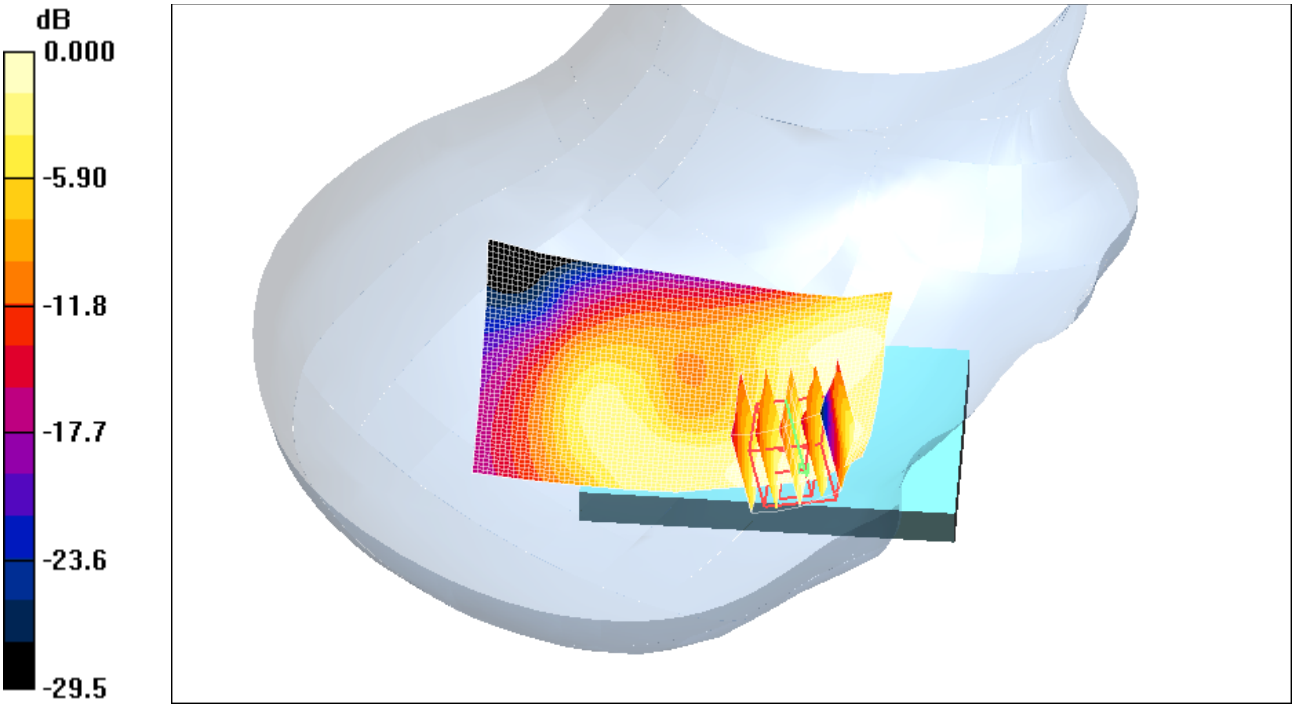

0 dB = 0.343mW/g

This report shall NOT be reproduced except in full without the written consent of RIM Testing Services
Copyright 2005-2011, RIM Testing Services, a division of Research In Motion Limited

Date/Time: 2/14/2011 7:55:00 PM

Test Laboratory: RIM Testing Services

LeftHandSide_EDGE1900_mid_chan_amb_temp_23.1_liq_temp_21.7C

DUT: BlackBerry Smartphone; Type: Sample ; Serial: 2695E3C2

Communication System: EDGE 1900; Frequency: 1880 MHz;Duty Cycle: 1:4.2
Medium parameters used: f = 1880 MHz; σ = 1.37 mho/m; ε_r = 38.4; ρ = 1000 kg/m^3
Phantom section: Left Section

DASY4 Configuration:

- Probe: ET3DV6 - SN1643; ConvF(4.99, 4.99, 4.99); Calibrated: 3/9/2010
- Sensor-Surface: 4mm (Mechanical Surface Detection)
- Electronics: DAE3 Sn472; Calibrated: 5/17/2010
- Phantom: SAM 1; Type: SAM 4.0; Serial: 1076
- Measurement SW: DASY4, V4.7 Build 80; Postprocessing SW: SEMCAD, V1.8 Build 186

Touch position -/Area Scan (51x81x1): Measurement grid: dx=15mm, dy=15mm
Maximum value of SAR (interpolated) = 0.814 mW/g

Touch position -/Zoom Scan (5x5x7) (5x5x7)/Cube 0: Measurement grid: dx=7.5mm, dy=7.5mm, dz=5mm
Reference Value = 13.9 V/m; Power Drift = 0.064 dB
Peak SAR (extrapolated) = 1.03 W/kg
SAR(1 g) = 0.696 mW/g; SAR(10 g) = 0.415 mW/g
Maximum value of SAR (measured) = 0.770 mW/g

This report shall NOT be reproduced except in full without the written consent of RIM Testing Services
Copyright 2005-2011, RIM Testing Services, a division of Research In Motion Limited

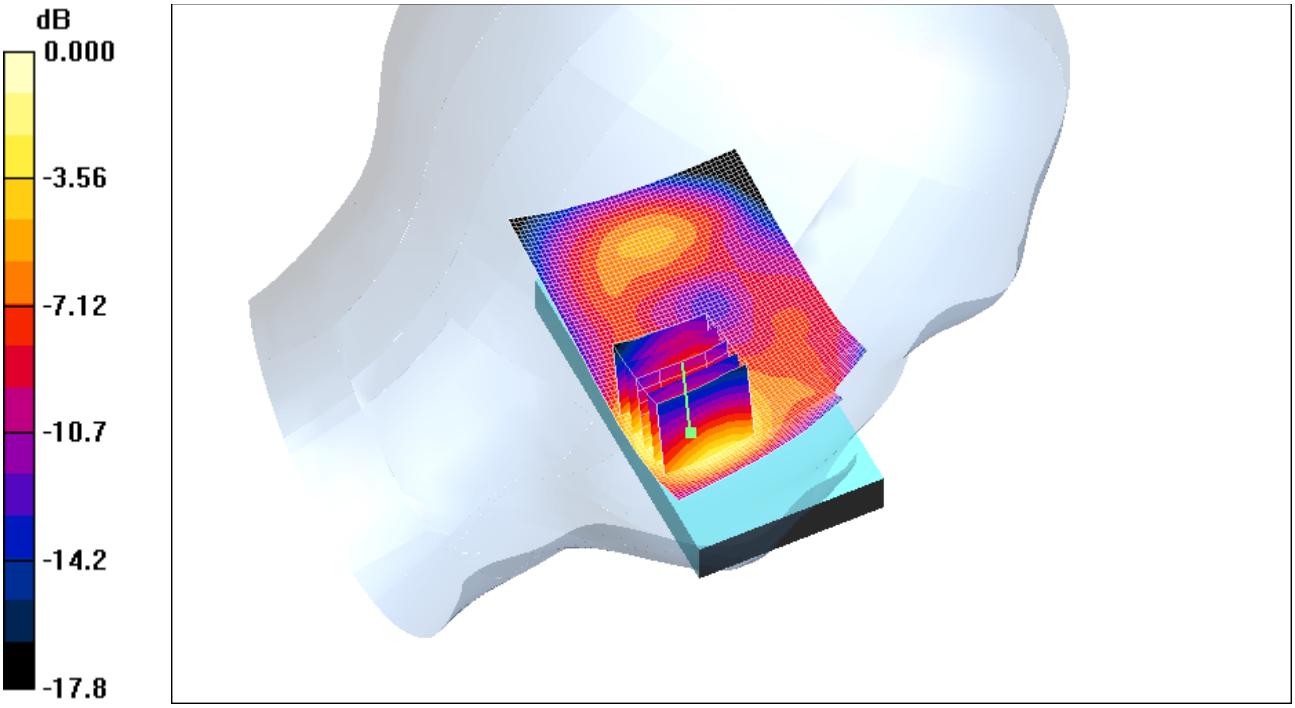

0 dB = 0.770mW/g

This report shall NOT be reproduced except in full without the written consent of RIM Testing Services
Copyright 2005-2011, RIM Testing Services, a division of Research In Motion Limited

Date/Time: 2/14/2011 8:10:24 PM

Test Laboratory: RIM Testing Services

LeftHandSide_EDGE1900_Slide_Open_mid_chan_amb_temp_23.1_liq_temp_21.7C

DUT: BlackBerry Smartphone; Type: Sample ; Serial: 2695E3C2

Communication System: EDGE 1900; Frequency: 1880 MHz;Duty Cycle: 1:4.2
Medium parameters used: f = 1880 MHz; σ = 1.37 mho/m; ε_r = 38.4; ρ = 1000 kg/m^3
Phantom section: Left Section

DASY4 Configuration:

- Probe: ET3DV6 - SN1643; ConvF(4.99, 4.99, 4.99); Calibrated: 3/9/2010
- Sensor-Surface: 4mm (Mechanical Surface Detection)
- Electronics: DAE3 Sn472; Calibrated: 5/17/2010
- Phantom: SAM 1; Type: SAM 4.0; Serial: 1076
- Measurement SW: DASY4, V4.7 Build 80; Postprocessing SW: SEMCAD, V1.8 Build 186

Touch position -/Area Scan (51x81x1): Measurement grid: dx=15mm, dy=15mm
Maximum value of SAR (interpolated) = 0.467 mW/g

Touch position -/Zoom Scan (5x5x7) (5x5x7)/Cube 0: Measurement grid: dx=7.5mm, dy=7.5mm, dz=5mm
Reference Value = 9.48 V/m; Power Drift = -0.029 dB
Peak SAR (extrapolated) = 0.610 W/kg
SAR(1 g) = 0.404 mW/g; SAR(10 g) = 0.251 mW/g
Maximum value of SAR (measured) = 0.443 mW/g

This report shall NOT be reproduced except in full without the written consent of RIM Testing Services
Copyright 2005-2011, RIM Testing Services, a division of Research In Motion Limited

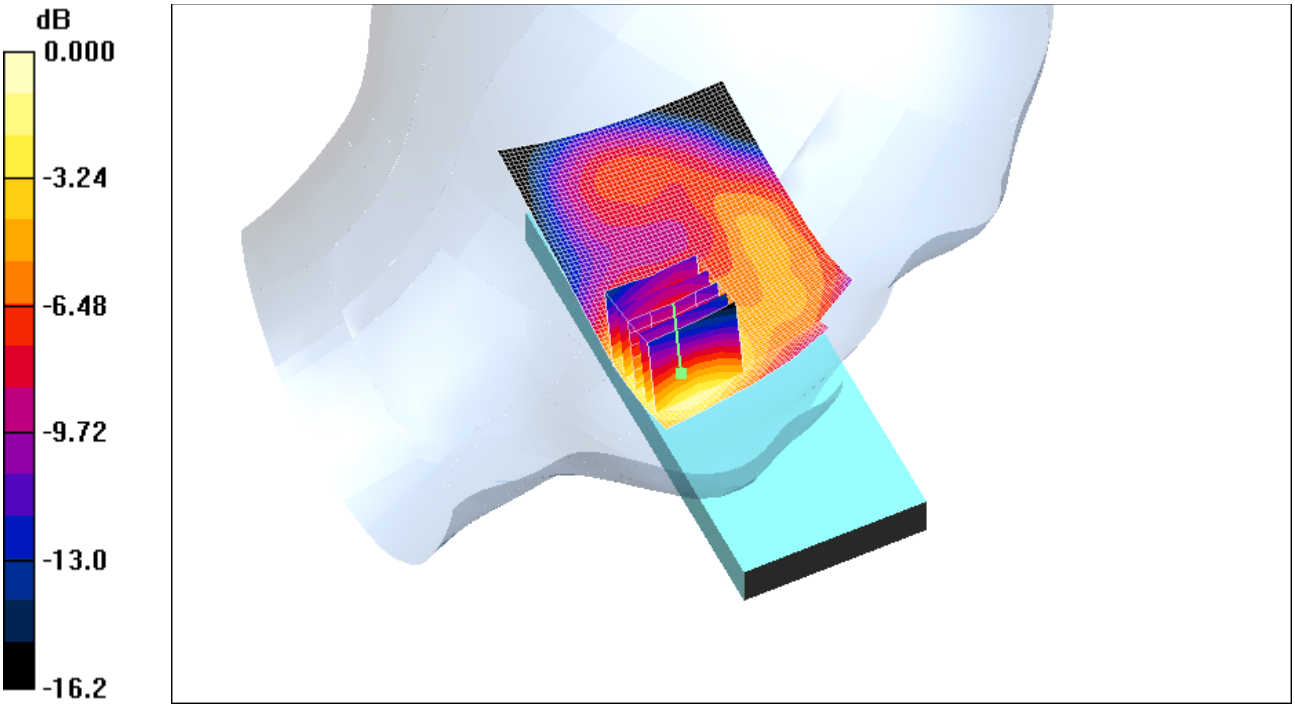

0 dB = 0.443mW/g

This report shall NOT be reproduced except in full without the written consent of RIM Testing Services
Copyright 2005-2011, RIM Testing Services, a division of Research In Motion Limited

Date/Time: 2/14/2011 8:26:51 PM

Test Laboratory: RIM Testing Services

LeftHandSide_Tilt_EDGE1900_mid_chan_Amb_Tem_23.2_Liq_Tem_21.8_C

DUT: BlackBerry Smartphone; Type: Sample ; Serial: 2695E3C2

Communication System: EDGE 1900; Frequency: 1880 MHz;Duty Cycle: 1:4.2
Medium parameters used: f = 1880 MHz; σ = 1.37 mho/m; ε_r = 38.4; ρ = 1000 kg/m^3
Phantom section: Left Section

DASY4 Configuration:

- Probe: ET3DV6 - SN1643; ConvF(4.99, 4.99, 4.99); Calibrated: 3/9/2010
- Sensor-Surface: 4mm (Mechanical Surface Detection)
- Electronics: DAE3 Sn472; Calibrated: 5/17/2010
- Phantom: SAM 1; Type: SAM 4.0; Serial: 1076
- Measurement SW: DASY4, V4.7 Build 80; Postprocessing SW: SEMCAD, V1.8 Build 186

Touch position -/Area Scan (61x81x1): Measurement grid: dx=15mm, dy=15mm
Maximum value of SAR (interpolated) = 0.364 mW/g

Touch position -/Zoom Scan (5x5x7) (5x5x7)/Cube 0: Measurement grid: dx=7.5mm, dy=7.5mm, dz=5mm
Reference Value = 17.9 V/m; Power Drift = 0.052 dB
Peak SAR (extrapolated) = 0.547 W/kg
SAR(1 g) = 0.353 mW/g; SAR(10 g) = 0.196 mW/g
Maximum value of SAR (measured) = 0.400 mW/g

This report shall NOT be reproduced except in full without the written consent of RIM Testing Services
Copyright 2005-2011, RIM Testing Services, a division of Research In Motion Limited

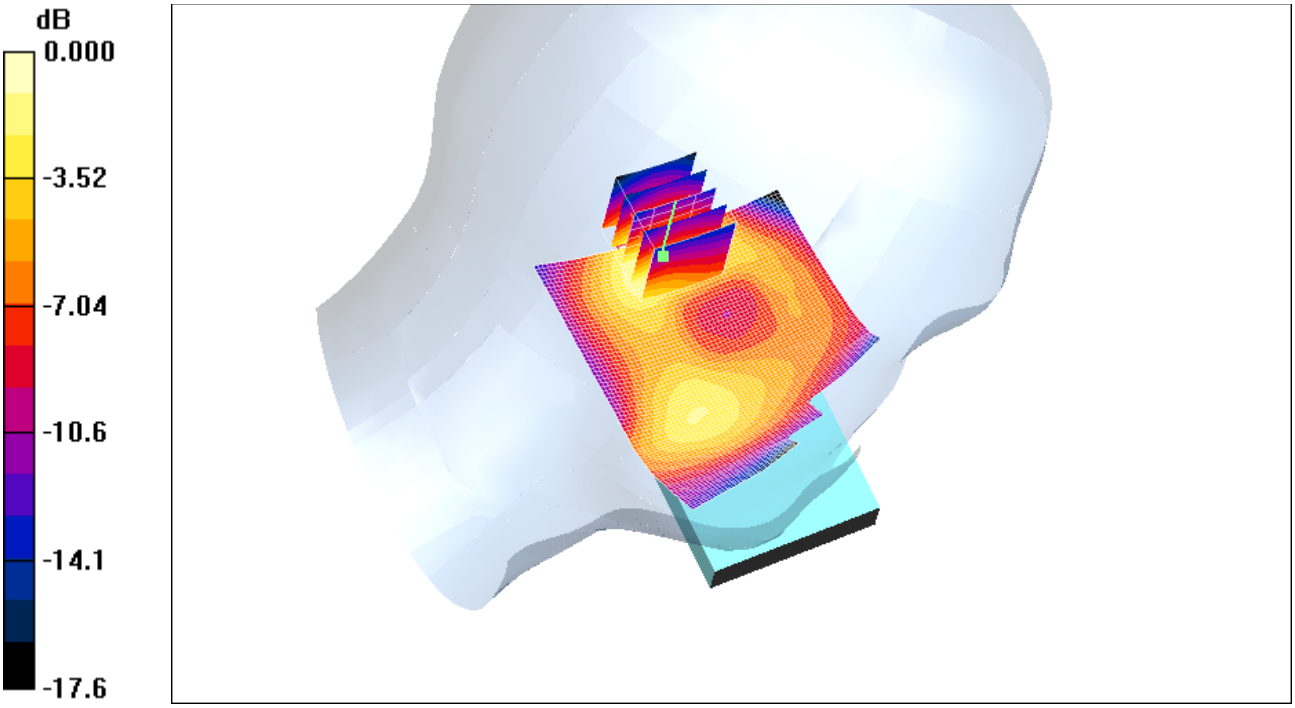

0 dB = 0.400mW/g

This report shall NOT be reproduced except in full without the written consent of RIM Testing Services
Copyright 2005-2011, RIM Testing Services, a division of Research In Motion Limited

Date/Time: 2/15/2011 9:46:17 AM

Test Laboratory: RIM Testing Services

RightHandSide_UMTS_band_II_mid_chan_amb_temp_23.7_liq_temp_22.4C

DUT: BlackBerry Smartphone; Type: Sample ; Serial: 2695E3C2

Communication System: WCDMA FDD II; Frequency: 1880 MHz;Duty Cycle: 1:1
Medium parameters used: f = 1880 MHz; σ = 1.37 mho/m; ε_r = 38.4; ρ = 1000 kg/m^3
Phantom section: Right Section

DASY4 Configuration:

- Probe: ET3DV6 - SN1643; ConvF(4.99, 4.99, 4.99); Calibrated: 3/9/2010
- Sensor-Surface: 4mm (Mechanical Surface Detection)
- Electronics: DAE3 Sn472; Calibrated: 5/17/2010
- Phantom: SAM 1; Type: SAM 4.0; Serial: 1076
- Measurement SW: DASY4, V4.7 Build 80; Postprocessing SW: SEMCAD, V1.8 Build 186

Touch position - Mid/Area Scan (51x81x1): Measurement grid: dx=15mm, dy=15mm
Maximum value of SAR (interpolated) = 0.903 mW/g

Touch position - Mid/Zoom Scan (5x5x7) (5x5x7)/Cube 0: Measurement grid: dx=7.5mm, dy=7.5mm, dz=5mm
Reference Value = 16.1 V/m; Power Drift = -0.281 dB
Peak SAR (extrapolated) = 1.12 W/kg
SAR(1 g) = 0.747 mW/g; SAR(10 g) = 0.451 mW/g

Maximum value of SAR (measured) = 0.787 mW/g

This report shall NOT be reproduced except in full without the written consent of RIM Testing Services
Copyright 2005-2011, RIM Testing Services, a division of Research In Motion Limited

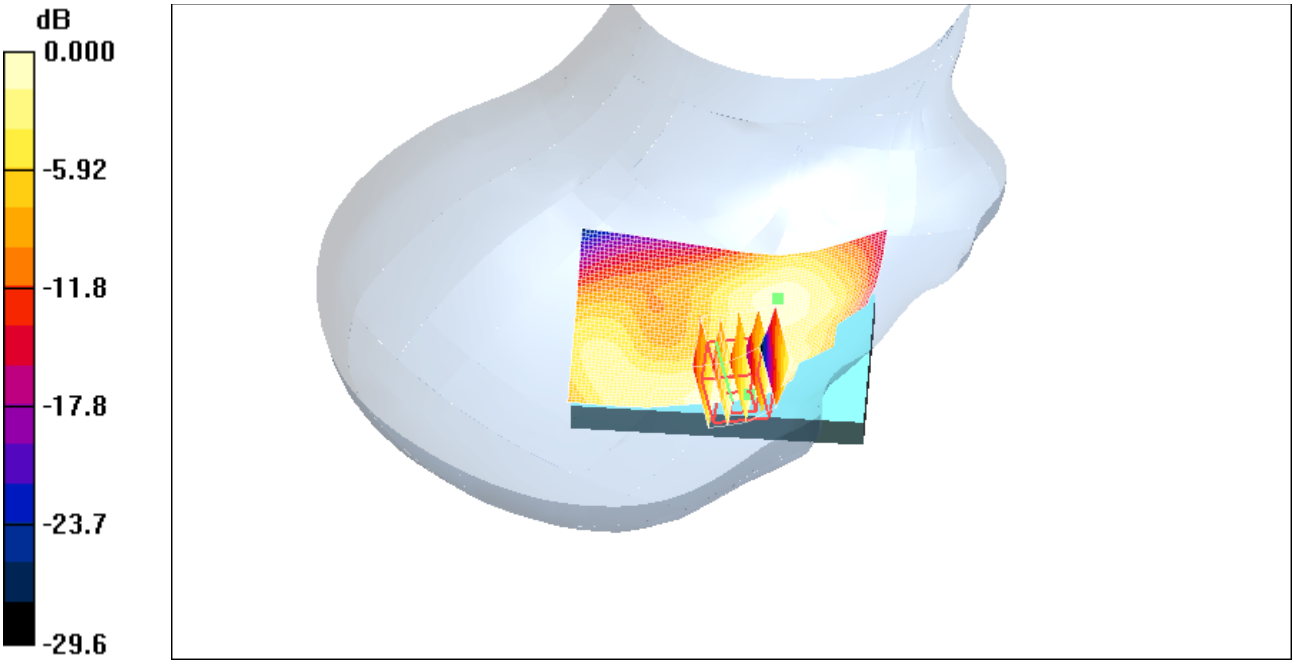

0 dB = 0.787mW/g

This report shall NOT be reproduced except in full without the written consent of RIM Testing Services
Copyright 2005-2011, RIM Testing Services, a division of Research In Motion Limited

Date/Time: 2/15/2011 10:03:31 AM

Test Laboratory: RIM Testing Services

RightHandSide_Slide_Open_UMTS_band_II_mid_chan_amb_temp_23.4 _liq_temp_22.3C

DUT: BlackBerry Smartphone; Type: Sample ; Serial: 2695E3C2

Communication System: WCDMA FDD II; Frequency: 1880 MHz;Duty Cycle: 1:1
Medium parameters used: f = 1880 MHz; σ = 1.37 mho/m; ε_r = 38.4; ρ = 1000 kg/m^3
Phantom section: Right Section

DASY4 Configuration:

- Probe: ET3DV6 - SN1643; ConvF(4.99, 4.99, 4.99); Calibrated: 3/9/2010
- Sensor-Surface: 4mm (Mechanical Surface Detection)
- Electronics: DAE3 Sn472; Calibrated: 5/17/2010
- Phantom: SAM 1; Type: SAM 4.0; Serial: 1076
- Measurement SW: DASY4, V4.7 Build 80; Postprocessing SW: SEMCAD, V1.8 Build 186

Touch position - Mid/Area Scan (61x81x1): Measurement grid: dx=15mm, dy=15mm
Maximum value of SAR (interpolated) = 0.514 mW/g

Touch position - Mid/Zoom Scan (5x5x7) (5x5x7)/Cube 0: Measurement grid: dx=7.5mm, dy=7.5mm, dz=5mm
Reference Value = 11.6 V/m; Power Drift = 0.046 dB
Peak SAR (extrapolated) = 0.689 W/kg
SAR(1 g) = 0.466 mW/g; SAR(10 g) = 0.291 mW/g

Maximum value of SAR (measured) = 0.508 mW/g

This report shall NOT be reproduced except in full without the written consent of RIM Testing Services
Copyright 2005-2011, RIM Testing Services, a division of Research In Motion Limited

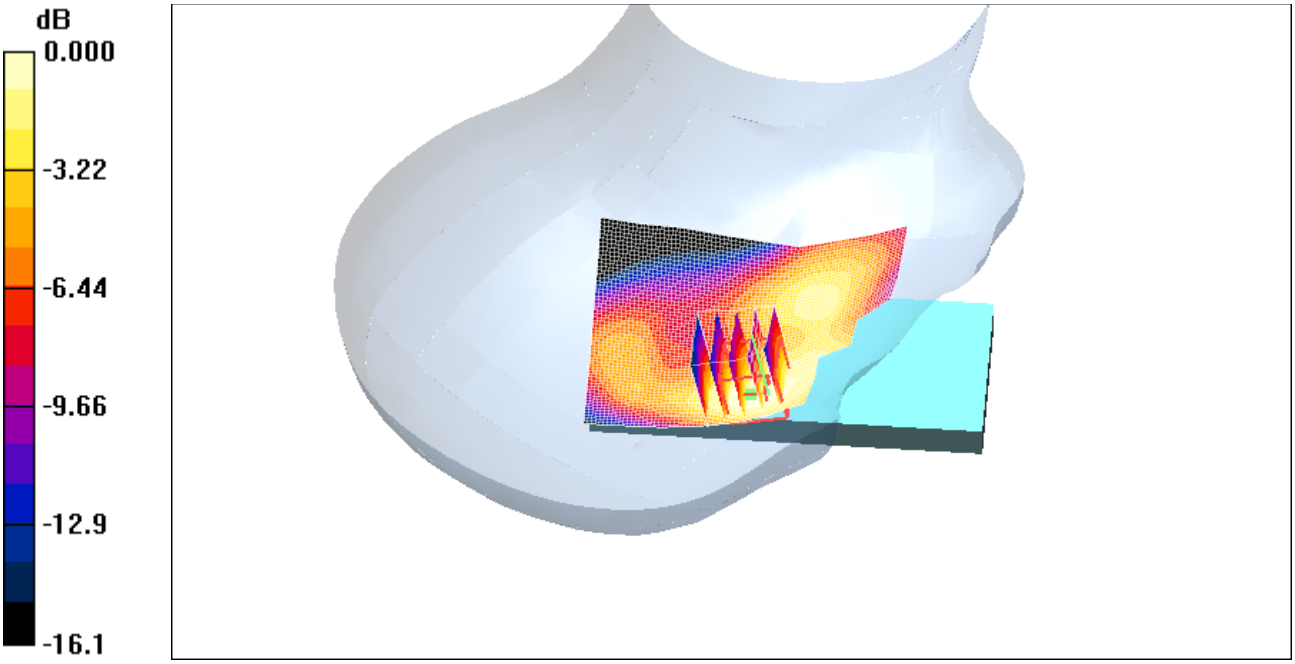

0 dB = 0.508mW/g

This report shall NOT be reproduced except in full without the written consent of RIM Testing Services
Copyright 2005-2011, RIM Testing Services, a division of Research In Motion Limited

Date/Time: 2/15/2011 10:22:53 AM

Test Laboratory: RIM Testing Services

RightHandSide_Tilt_UMTS_band_II_mid_chan_amb_temp_23.2_liq_temp_22.2C

DUT: BlackBerry Smartphone; Type: Sample ; Serial: 2695E3C2

Communication System: WCDMA FDD II; Frequency: 1880 MHz;Duty Cycle: 1:1
Medium parameters used: f = 1880 MHz; σ = 1.37 mho/m; ε_r = 38.4; ρ = 1000 kg/m^3
Phantom section: Right Section

DASY4 Configuration:

- Probe: ET3DV6 - SN1643; ConvF(4.99, 4.99, 4.99); Calibrated: 3/9/2010
- Sensor-Surface: 4mm (Mechanical Surface Detection)
- Electronics: DAE3 Sn472; Calibrated: 5/17/2010
- Phantom: SAM 1; Type: SAM 4.0; Serial: 1076
- Measurement SW: DASY4, V4.7 Build 80; Postprocessing SW: SEMCAD, V1.8 Build 186

Touch position - Mid/Area Scan (61x81x1): Measurement grid: dx=15mm, dy=15mm
Maximum value of SAR (interpolated) = 0.791 mW/g

Touch position - Mid/Zoom Scan (5x5x7) (5x5x7)/Cube 0: Measurement grid: dx=7.5mm, dy=7.5mm, dz=5mm
Reference Value = 20.5 V/m; Power Drift = -0.036 dB
Peak SAR (extrapolated) = 1.11 W/kg
SAR(1 g) = 0.682 mW/g; SAR(10 g) = 0.397 mW/g
Maximum value of SAR (measured) = 0.741 mW/g

This report shall NOT be reproduced except in full without the written consent of RIM Testing Services
Copyright 2005-2011, RIM Testing Services, a division of Research In Motion Limited

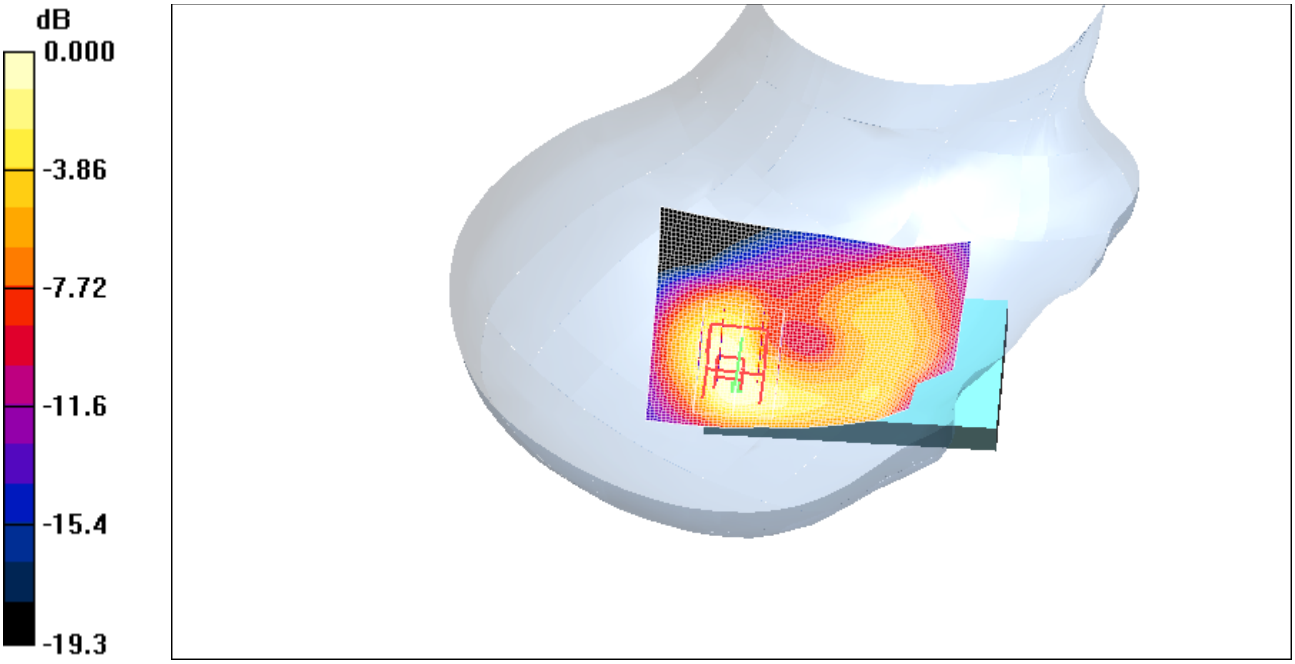

0 dB = 0.741mW/g

This report shall NOT be reproduced except in full without the written consent of RIM Testing Services
Copyright 2005-2011, RIM Testing Services, a division of Research In Motion Limited

Date/Time: 2/15/2011 10:39:57 AM

Test Laboratory: RIM Testing Services

LeftHandSide_UMTS1900_low_chan_amb_temp_23.0_liq_temp_22.0C

DUT: BlackBerry Smartphone; Type: Sample ; Serial: 2695E3C2

Communication System: WCDMA FDD II; Frequency: 1852.4 MHz;Duty Cycle: 1:1
Medium parameters used (interpolated): f = 1852.4 MHz; σ = 1.35 mho/m; ε_r = 38.5; ρ = 1000 kg/m^3
Phantom section: Left Section

DASY4 Configuration:

- Probe: ET3DV6 - SN1643; ConvF(4.99, 4.99, 4.99); Calibrated: 3/9/2010
- Sensor-Surface: 4mm (Mechanical Surface Detection)
- Electronics: DAE3 Sn472; Calibrated: 5/17/2010
- Phantom: SAM 1; Type: SAM 4.0; Serial: 1076
- Measurement SW: DASY4, V4.7 Build 80; Postprocessing SW: SEMCAD, V1.8 Build 186

Touch position -/Area Scan (61x81x1): Measurement grid: dx=15mm, dy=15mm

Info: Interpolated medium parameters used for SAR evaluation.
Maximum value of SAR (interpolated) = 1.49 mW/g

Touch position - 2/Zoom Scan (5x5x7) (5x5x7)/Cube 0: Measurement grid: dx=7.5mm, dy=7.5mm, dz=5mm
Reference Value = 19.2 V/m; Power Drift = -0.052 dB
Peak SAR (extrapolated) = 1.84 W/kg
SAR(1 g) = 1.29 mW/g; SAR(10 g) = 0.788 mW/g

Info: Interpolated medium parameters used for SAR evaluation.
Maximum value of SAR (measured) = 1.42 mW/g

This report shall NOT be reproduced except in full without the written consent of RIM Testing Services
Copyright 2005-2011, RIM Testing Services, a division of Research In Motion Limited

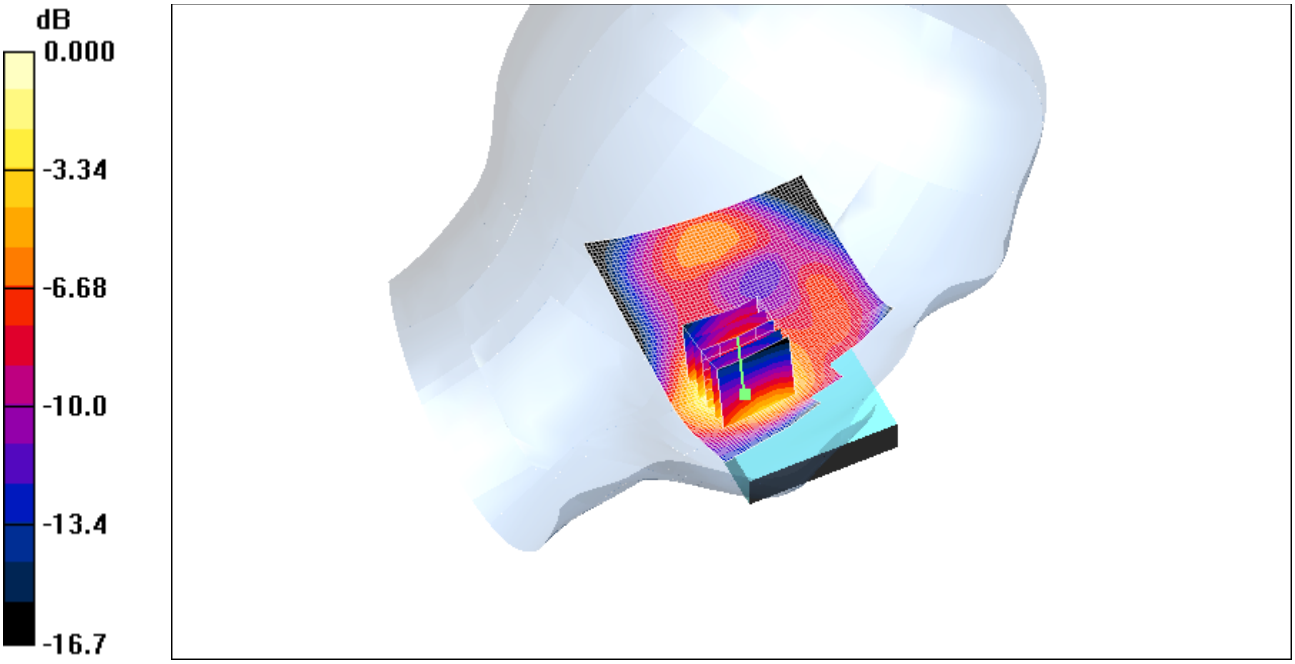

0 dB = 1.42mW/g

This report shall NOT be reproduced except in full without the written consent of RIM Testing Services
Copyright 2005-2011, RIM Testing Services, a division of Research In Motion Limited

Date/Time: 2/15/2011 10:39:57 AM

Test Laboratory: RIM Testing Services

LeftHandSide_UMTS1900_mid_chan_amb_temp_23.1_liq_temp_22.0C

DUT: BlackBerry Smartphone; Type: Sample ; Serial: 2695E3C2

Communication System: WCDMA FDD II; Frequency: 1880 MHz;Duty Cycle: 1:1
Medium parameters used: f = 1880 MHz; σ = 1.37 mho/m; ε_r = 38.4; ρ = 1000 kg/m^3
Phantom section: Left Section

DASY4 Configuration:

- Probe: ET3DV6 - SN1643; ConvF(4.99, 4.99, 4.99); Calibrated: 3/9/2010
- Sensor-Surface: 4mm (Mechanical Surface Detection)
- Electronics: DAE3 Sn472; Calibrated: 5/17/2010
- Phantom: SAM 1; Type: SAM 4.0; Serial: 1076
- Measurement SW: DASY4, V4.7 Build 80; Postprocessing SW: SEMCAD, V1.8 Build 186

Touch position -/Area Scan (61x81x1): Measurement grid: dx=15mm, dy=15mm
Maximum value of SAR (interpolated) = 1.54 mW/g

Touch position -/Zoom Scan (5x5x7) (5x5x7)/Cube 0: Measurement grid: dx=7.5mm, dy=7.5mm, dz=5mm
Reference Value = 18.9 V/m; Power Drift = 0.106 dB
Peak SAR (extrapolated) = 1.95 W/kg
SAR(1 g) = 1.34 mW/g; SAR(10 g) = 0.806 mW/g
Maximum value of SAR (measured) = 1.44 mW/g

This report shall NOT be reproduced except in full without the written consent of RIM Testing Services
Copyright 2005-2011, RIM Testing Services, a division of Research In Motion Limited

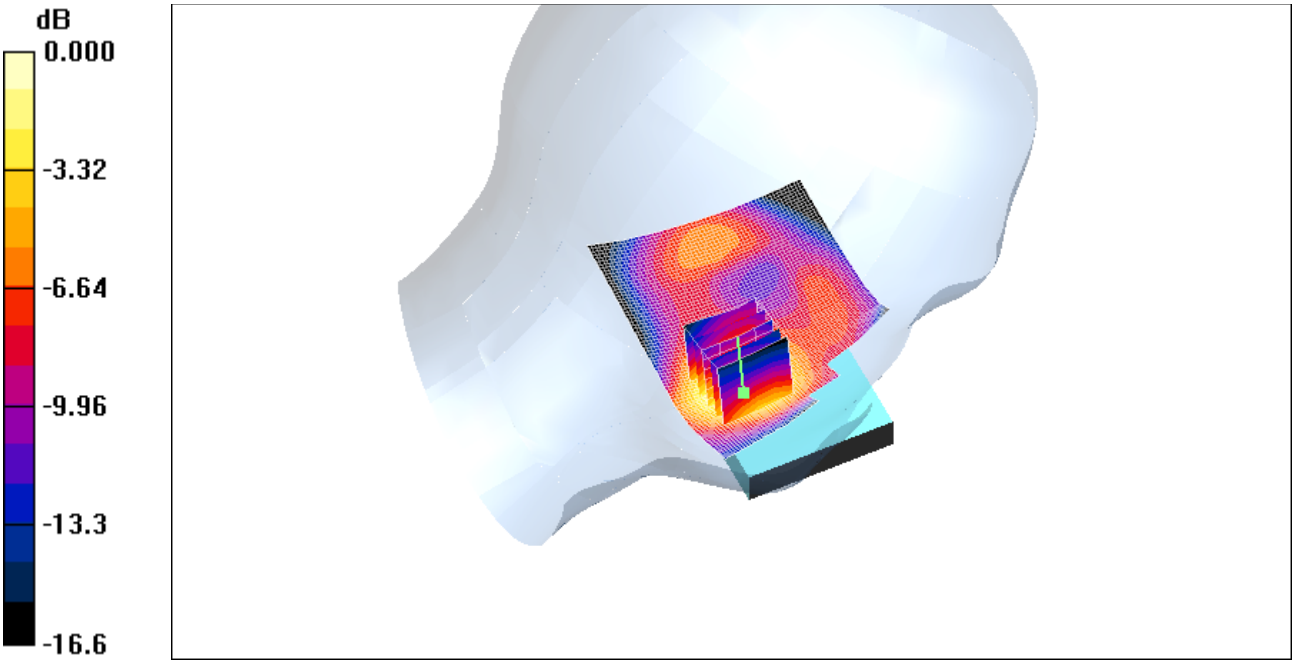

0 dB = 1.44mW/g

This report shall NOT be reproduced except in full without the written consent of RIM Testing Services
Copyright 2005-2011, RIM Testing Services, a division of Research In Motion Limited

Date/Time: 2/15/2011 11:06:40 AM

Test Laboratory: RIM Testing Services

LeftHandSide_UMTS1900_high_chan_amb_temp_23.0_liq_temp_21.8C

DUT: BlackBerry Smartphone; Type: Sample ; Serial: 2695E3C2

Communication System: WCDMA FDD II; Frequency: 1907.6 MHz;Duty Cycle: 1:1
Medium parameters used (interpolated): f = 1907.6 MHz; σ = 1.39 mho/m; ε_r = 38.2; ρ = 1000 kg/m^3
Phantom section: Left Section

DASY4 Configuration:

- Probe: ET3DV6 - SN1643; ConvF(4.99, 4.99, 4.99); Calibrated: 3/9/2010
- Sensor-Surface: 4mm (Mechanical Surface Detection)
- Electronics: DAE3 Sn472; Calibrated: 5/17/2010
- Phantom: SAM 1; Type: SAM 4.0; Serial: 1076
- Measurement SW: DASY4, V4.7 Build 80; Postprocessing SW: SEMCAD, V1.8 Build 186

Touch position - 2/Zoom Scan (5x5x7) (5x5x7)/Cube 0: Measurement grid: dx=7.5mm, dy=7.5mm, dz=5mm
Reference Value = 19.7 V/m; Power Drift = -0.043 dB
Peak SAR (extrapolated) = 2.11 W/kg
SAR(1 g) = 1.44 mW/g; SAR(10 g) = 0.863 mW/g

Info: Interpolated medium parameters used for SAR evaluation.

Maximum value of SAR (measured) = 1.57 mW/g

Touch position -/Area Scan (61x81x1): Measurement grid: dx=15mm, dy=15mm

Info: Interpolated medium parameters used for SAR evaluation.
Maximum value of SAR (interpolated) = 1.57 mW/g

This report shall NOT be reproduced except in full without the written consent of RIM Testing Services
Copyright 2005-2011, RIM Testing Services, a division of Research In Motion Limited

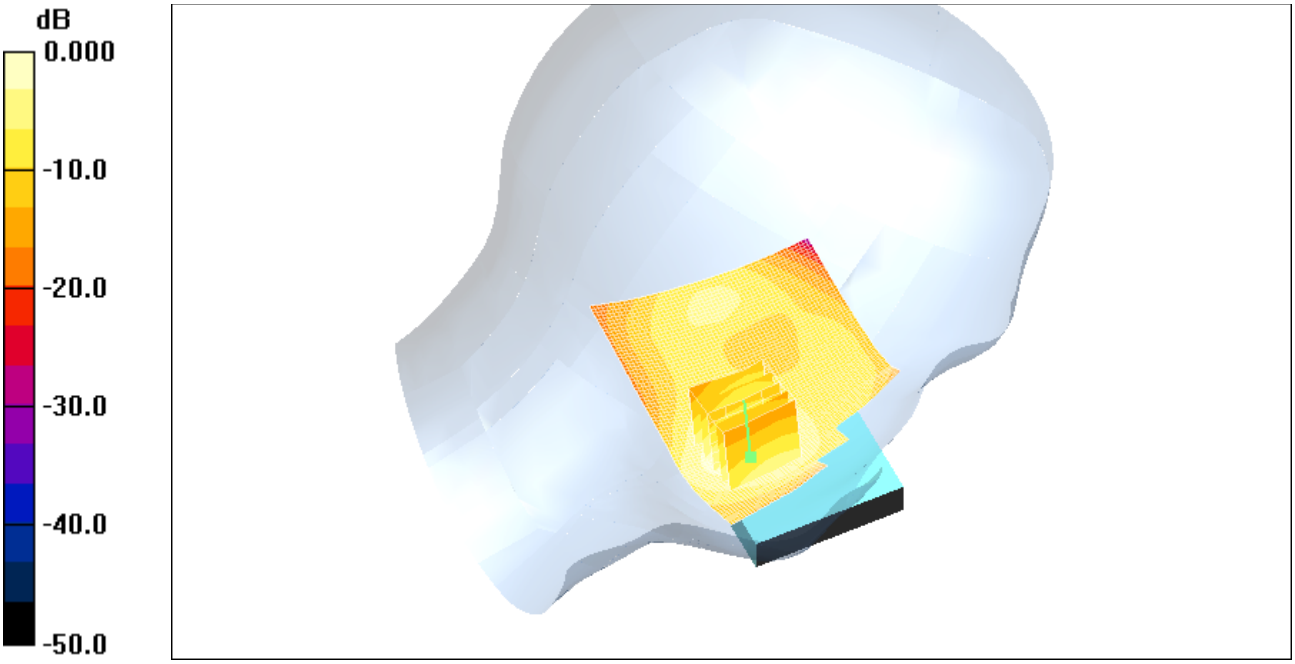

0 dB = 1.57mW/g

This report shall NOT be reproduced except in full without the written consent of RIM Testing Services
Copyright 2005-2011, RIM Testing Services, a division of Research In Motion Limited

Date/Time: 2/15/2011 11:19:18 AM

Test Laboratory: RIM Testing Services

LeftHandSide_Slide_Open_UMTS1900_low_chan_amb_temp_23.0_liq_temp_21.7.C

DUT: BlackBerry Smartphone; Type: Sample ; Serial: 2695E3C2

Communication System: WCDMA FDD II; Frequency: 1852.4 MHz;Duty Cycle: 1:1
Medium parameters used (interpolated): f = 1852.4 MHz; σ = 1.35 mho/m; ε_r = 38.5; ρ = 1000 kg/m^3
Phantom section: Left Section

DASY4 Configuration:

- Probe: ET3DV6 - SN1643; ConvF(4.99, 4.99, 4.99); Calibrated: 3/9/2010
- Sensor-Surface: 4mm (Mechanical Surface Detection)
- Electronics: DAE3 Sn472; Calibrated: 5/17/2010
- Phantom: SAM 1; Type: SAM 4.0; Serial: 1076
- Measurement SW: DASY4, V4.7 Build 80; Postprocessing SW: SEMCAD, V1.8 Build 186

Touch position -/Area Scan (61x81x1): Measurement grid: dx=15mm, dy=15mm

Info: Interpolated medium parameters used for SAR evaluation.
Maximum value of SAR (interpolated) = 0.952 mW/g

Touch position - 2/Zoom Scan (5x5x7) (5x5x7)/Cube 0: Measurement grid: dx=7.5mm, dy=7.5mm, dz=5mm
Reference Value = 12.4 V/m; Power Drift = -0.040 dB
Peak SAR (extrapolated) = 1.16 W/kg
SAR(1 g) = 0.791 mW/g; SAR(10 g) = 0.495 mW/g

Info: Interpolated medium parameters used for SAR evaluation.
Maximum value of SAR (measured) = 0.856 mW/g

This report shall NOT be reproduced except in full without the written consent of RIM Testing Services
Copyright 2005-2011, RIM Testing Services, a division of Research In Motion Limited

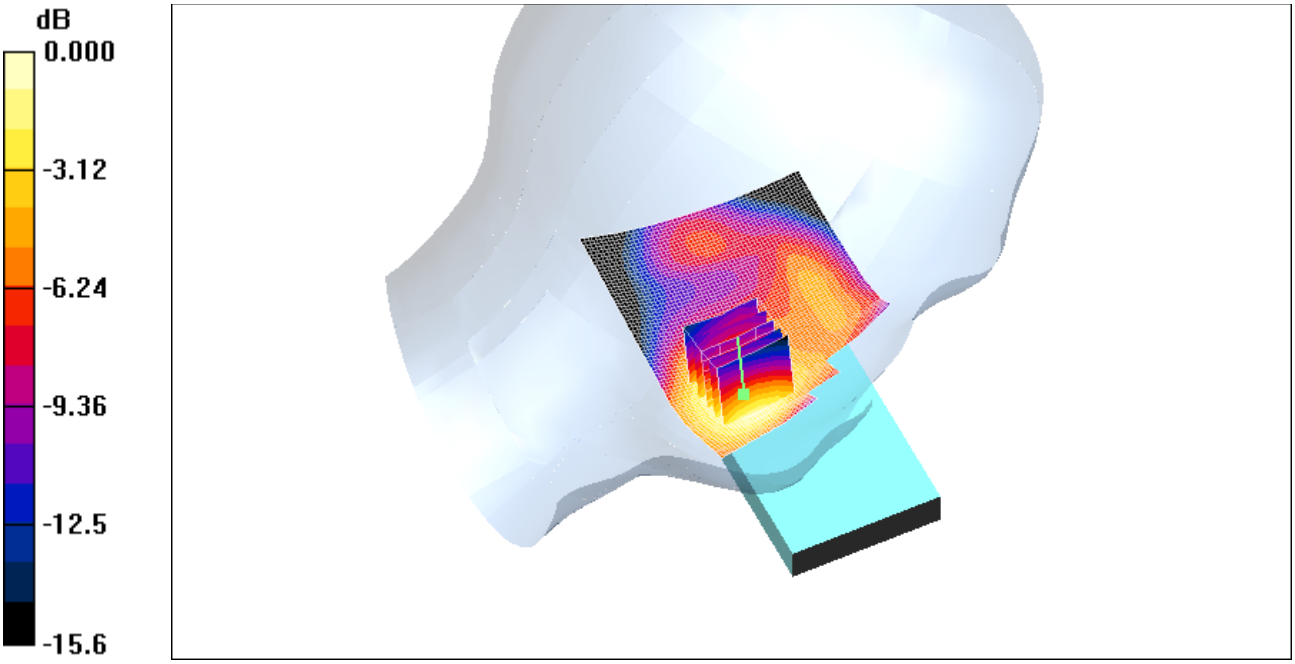

0 dB = 0.856mW/g

This report shall NOT be reproduced except in full without the written consent of RIM Testing Services
Copyright 2005-2011, RIM Testing Services, a division of Research In Motion Limited

Date/Time: 2/15/2011 11:19:18 AM

Test Laboratory: RIM Testing Services

LeftHandSide_Slide_Open_UMTS1900_mid_chan_amb_temp_23.0_liq_temp_21.8.C

DUT: BlackBerry Smartphone; Type: Sample ; Serial: 2695E3C2

Communication System: WCDMA FDD II; Frequency: 1880 MHz;Duty Cycle: 1:1
Medium parameters used: f = 1880 MHz; σ = 1.37 mho/m; ε_r = 38.4; ρ = 1000 kg/m^3
Phantom section: Left Section

DASY4 Configuration:

- Probe: ET3DV6 - SN1643; ConvF(4.99, 4.99, 4.99); Calibrated: 3/9/2010
- Sensor-Surface: 4mm (Mechanical Surface Detection)
- Electronics: DAE3 Sn472; Calibrated: 5/17/2010
- Phantom: SAM 1; Type: SAM 4.0; Serial: 1076
- Measurement SW: DASY4, V4.7 Build 80; Postprocessing SW: SEMCAD, V1.8 Build 186

Touch position -/Area Scan (61x81x1): Measurement grid: dx=15mm, dy=15mm
Maximum value of SAR (interpolated) = 0.981 mW/g

Touch position -/Zoom Scan (5x5x7) (5x5x7)/Cube 0: Measurement grid: dx=7.5mm, dy=7.5mm, dz=5mm
Reference Value = 12.5 V/m; Power Drift = -0.072 dB
Peak SAR (extrapolated) = 1.35 W/kg
SAR(1 g) = 0.892 mW/g; SAR(10 g) = 0.554 mW/g
Maximum value of SAR (measured) = 0.970 mW/g

This report shall NOT be reproduced except in full without the written consent of RIM Testing Services
Copyright 2005-2011, RIM Testing Services, a division of Research In Motion Limited

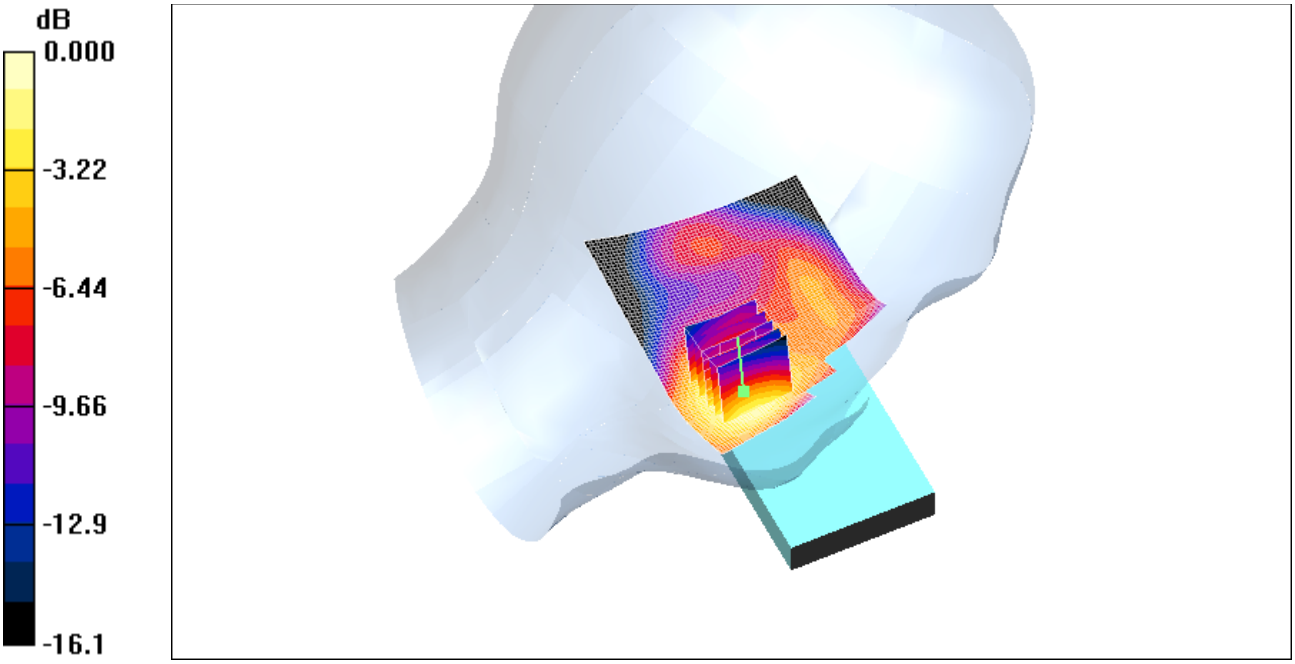

0 dB = 0.970mW/g

This report shall NOT be reproduced except in full without the written consent of RIM Testing Services
Copyright 2005-2011, RIM Testing Services, a division of Research In Motion Limited

Date/Time: 2/15/2011 11:19:18 AM

Test Laboratory: RIM Testing Services

LeftHandSide_Slide_Open_UMTS1900_high_chan_amb_temp_23.0_liq_temp_21.9C

DUT: BlackBerry Smartphone; Type: Sample ; Serial: 2695E3C2

Communication System: WCDMA FDD II; Frequency: 1907.6 MHz;Duty Cycle: 1:1
Medium parameters used (interpolated): f = 1907.6 MHz; σ = 1.39 mho/m; ε_r = 38.2; ρ = 1000 kg/m^3
Phantom section: Left Section

DASY4 Configuration:

- Probe: ET3DV6 - SN1643; ConvF(4.99, 4.99, 4.99); Calibrated: 3/9/2010
- Sensor-Surface: 4mm (Mechanical Surface Detection)
- Electronics: DAE3 Sn472; Calibrated: 5/17/2010
- Phantom: SAM 1; Type: SAM 4.0; Serial: 1076
- Measurement SW: DASY4, V4.7 Build 80; Postprocessing SW: SEMCAD, V1.8 Build 186

Touch position -/Area Scan (61x81x1): Measurement grid: dx=15mm, dy=15mm

Info: Interpolated medium parameters used for SAR evaluation.
Maximum value of SAR (interpolated) = 1.00 mW/g

Touch position - 2/Zoom Scan (5x5x7) (5x5x7)/Cube 0: Measurement grid: dx=7.5mm, dy=7.5mm, dz=5mm
Reference Value = 13.3 V/m; Power Drift = -0.019 dB
Peak SAR (extrapolated) = 1.52 W/kg
SAR(1 g) = 0.992 mW/g; SAR(10 g) = 0.604 mW/g

Info: Interpolated medium parameters used for SAR evaluation.
Maximum value of SAR (measured) = 1.08 mW/g

This report shall NOT be reproduced except in full without the written consent of RIM Testing Services
Copyright 2005-2011, RIM Testing Services, a division of Research In Motion Limited

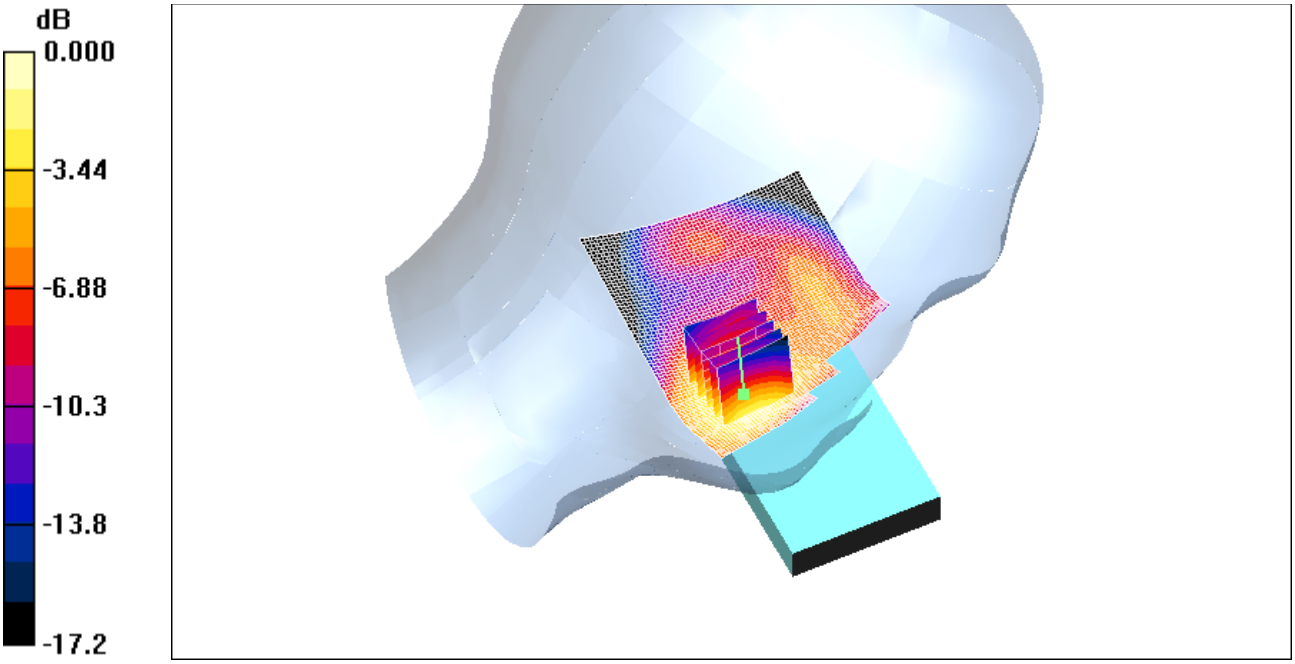

0 dB = 1.08mW/g

This report shall NOT be reproduced except in full without the written consent of RIM Testing Services
Copyright 2005-2011, RIM Testing Services, a division of Research In Motion Limited

Date/Time: 2/15/2011 12:00:27 PM

Test Laboratory: RIM Testing Services

LeftHandSide_Tilt_UMTS_band_II_mid_chan_amb_temp_23.1_liq_temp_21.9C

DUT: BlackBerry Smartphone; Type: Sample ; Serial: 2695E3C2

Communication System: WCDMA FDD II; Frequency: 1880 MHz;Duty Cycle: 1:1
Medium parameters used: f = 1880 MHz; σ = 1.37 mho/m; ε_r = 38.4; ρ = 1000 kg/m^3
Phantom section: Left Section

DASY4 Configuration:

- Probe: ET3DV6 - SN1643; ConvF(4.99, 4.99, 4.99); Calibrated: 3/9/2010
- Sensor-Surface: 4mm (Mechanical Surface Detection)
- Electronics: DAE3 Sn472; Calibrated: 5/17/2010
- Phantom: SAM 1; Type: SAM 4.0; Serial: 1076
- Measurement SW: DASY4, V4.7 Build 80; Postprocessing SW: SEMCAD, V1.8 Build 186

Touch position -/Area Scan (61x81x1): Measurement grid: dx=15mm, dy=15mm
Maximum value of SAR (interpolated) = 0.722 mW/g

Touch position -/Zoom Scan (5x5x7) (5x5x7)/Cube 0: Measurement grid: dx=7.5mm, dy=7.5mm, dz=5mm
Reference Value = 23.9 V/m; Power Drift = -0.121 dB
Peak SAR (extrapolated) = 0.958 W/kg
SAR(1 g) = 0.626 mW/g; SAR(10 g) = 0.359 mW/g
Maximum value of SAR (measured) = 0.692 mW/g

This report shall NOT be reproduced except in full without the written consent of RIM Testing Services
Copyright 2005-2011, RIM Testing Services, a division of Research In Motion Limited



0 dB = 0.692mW/g

This report shall NOT be reproduced except in full without the written consent of RIM Testing Services
Copyright 2005-2011, RIM Testing Services, a division of Research In Motion Limited

Date/Time: 1/11/2011 7:04:03 PM

Test Laboratory: RIM Testing Services

RightHandSide_802.11b_high_chan_Amb_Tem_23.8_Liq_Tem_22.5C

DUT: BlackBerry Smartphone; Type: Sample ; Serial: 26000070

Communication System: 802.11 b (2450); Frequency: 2462 MHz;Duty Cycle: 1:1
Medium parameters used (interpolated): f = 2462 MHz; σ = 1.89 mho/m; ε_r = 37.6; ρ = 1000 kg/m^3
Phantom section: Right Section

DASY4 Configuration:

- Probe: ET3DV6 - SN1644; ConvF(4.5, 4.5, 4.5); Calibrated: 11/11/2009
- Sensor-Surface: 4mm (Mechanical Surface Detection)
- Electronics: DAE3 Sn472; Calibrated: 5/17/2010
- Phantom: SAM 1; Type: SAM 4.0; Serial: 1076
- Measurement SW: DASY4, V4.7 Build 80; Postprocessing SW: SEMCAD, V1.8 Build 186

Touch position -/Area Scan (51x81x1): Measurement grid: dx=15mm, dy=15mm

Info: Interpolated medium parameters used for SAR evaluation.
Maximum value of SAR (interpolated) = 0.146 mW/g

Touch position -/Zoom Scan (5x5x7) (5x5x7)/Cube 0: Measurement grid: dx=7.5mm, dy=7.5mm, dz=5mm
Reference Value = 8.73 V/m; Power Drift = -0.035 dB
Peak SAR (extrapolated) = 0.270 W/kg
SAR(1 g) = 0.127 mW/g; SAR(10 g) = 0.072 mW/g

Info: Interpolated medium parameters used for SAR evaluation.
Maximum value of SAR (measured) = 0.136 mW/g

This report shall NOT be reproduced except in full without the written consent of RIM Testing Services
Copyright 2005-2011, RIM Testing Services, a division of Research In Motion Limited



0 dB = 0.136mW/g

This report shall NOT be reproduced except in full without the written consent of RIM Testing Services
Copyright 2005-2011, RIM Testing Services, a division of Research In Motion Limited

Date/Time: 1/11/2011 7:18:41 PM

Test Laboratory: RIM Testing Services

RightHandSide_802.11b_high_chan_Slide_Open_Amb_Tem_23.8_Liq_Tem_22.5C

DUT: BlackBerry Smartphone; Type: Sample ; Serial: 26000070

Communication System: 802.11 b (2450); Frequency: 2462 MHz;Duty Cycle: 1:1
Medium parameters used (interpolated): f = 2462 MHz; σ = 1.89 mho/m; ε_r = 37.6; ρ = 1000 kg/m^3
Phantom section: Right Section

DASY4 Configuration:

- Probe: ET3DV6 - SN1644; ConvF(4.5, 4.5, 4.5); Calibrated: 11/11/2009
- Sensor-Surface: 4mm (Mechanical Surface Detection)
- Electronics: DAE3 Sn472; Calibrated: 5/17/2010
- Phantom: SAM 1; Type: SAM 4.0; Serial: 1076
- Measurement SW: DASY4, V4.7 Build 80; Postprocessing SW: SEMCAD, V1.8 Build 186

Touch position -/Area Scan (51x81x1): Measurement grid: dx=15mm, dy=15mm

Info: Interpolated medium parameters used for SAR evaluation.
Maximum value of SAR (interpolated) = 0.040 mW/g

Touch position -/Zoom Scan (5x5x7) (5x5x7)/Cube 0: Measurement grid: dx=7.5mm, dy=7.5mm, dz=5mm
Reference Value = 2.93 V/m; Power Drift = -0.311 dB
Peak SAR (extrapolated) = 0.074 W/kg
SAR(1 g) = 0.037 mW/g; SAR(10 g) = 0.019 mW/g

Info: Interpolated medium parameters used for SAR evaluation.
Maximum value of SAR (measured) = 0.040 mW/g

This report shall NOT be reproduced except in full without the written consent of RIM Testing Services
Copyright 2005-2011, RIM Testing Services, a division of Research In Motion Limited



0 dB = 0.040mW/g

This report shall NOT be reproduced except in full without the written consent of RIM Testing Services
Copyright 2005-2011, RIM Testing Services, a division of Research In Motion Limited

Date/Time: 1/11/2011 7:36:07 PM

Test Laboratory: RIM Testing Services

RightHandSide_Tilt_802.11b_high_chan_Amb_Tem_23.5_Liq_Tem_22.2C

DUT: BlackBerry Smartphone; Type: Sample ; Serial: 26000070

Communication System: 802.11 b (2450); Frequency: 2462 MHz;Duty Cycle: 1:1
Medium parameters used (interpolated): f = 2462 MHz; σ = 1.89 mho/m; ε_r = 37.6; ρ = 1000 kg/m^3
Phantom section: Right Section

DASY4 Configuration:

- Probe: ET3DV6 - SN1644; ConvF(4.42, 4.42, 4.42); Calibrated: 11/16/2010
- Sensor-Surface: 4mm (Mechanical Surface Detection)
- Electronics: DAE3 Sn472; Calibrated: 5/17/2010
- Phantom: SAM 1; Type: SAM 4.0; Serial: 1076
- Measurement SW: DASY4, V4.7 Build 80; Postprocessing SW: SEMCAD, V1.8 Build 186

Touch position -/Area Scan (51x81x1): Measurement grid: dx=15mm, dy=15mm

Info: Interpolated medium parameters used for SAR evaluation.
Maximum value of SAR (interpolated) = 0.171 mW/g

Touch position -/Zoom Scan (5x5x7) (5x5x7)/Cube 0: Measurement grid: dx=7.5mm, dy=7.5mm, dz=5mm
Reference Value = 8.93 V/m; Power Drift = -0.117 dB
Peak SAR (extrapolated) = 0.371 W/kg
SAR(1 g) = 0.166 mW/g; SAR(10 g) = 0.083 mW/g

Info: Interpolated medium parameters used for SAR evaluation.
Maximum value of SAR (measured) = 0.168 mW/g

This report shall NOT be reproduced except in full without the written consent of RIM Testing Services
Copyright 2005-2011, RIM Testing Services, a division of Research In Motion Limited

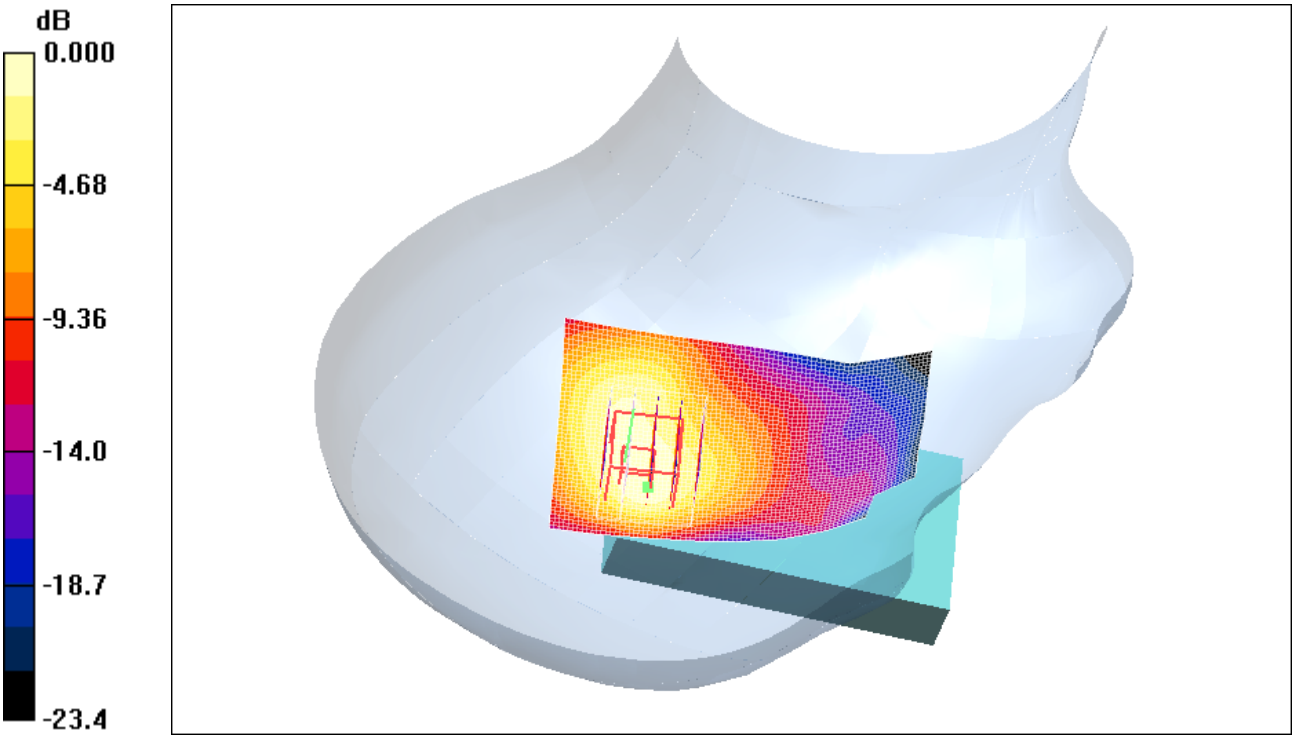

0 dB = 0.168mW/g

This report shall NOT be reproduced except in full without the written consent of RIM Testing Services
Copyright 2005-2011, RIM Testing Services, a division of Research In Motion Limited

Date/Time: 1/11/2011 7:53:20 PM

Test Laboratory: RIM Testing Services

LeftHandSide_802.11b_high_chan_Amb_Tem_23.9_Liq_Tem_22.6_C

DUT: BlackBerry Smartphone; Type: Sample ; Serial: 26000070

Communication System: 802.11 b (2450); Frequency: 2462 MHz;Duty Cycle: 1:1
Medium parameters used (interpolated): f = 2462 MHz; σ = 1.89 mho/m; ε_r = 37.6; ρ = 1000 kg/m^3
Phantom section: Left Section

DASY4 Configuration:

- Probe: ET3DV6 - SN1644; ConvF(4.42, 4.42, 4.42); Calibrated: 11/16/2010
- Sensor-Surface: 4mm (Mechanical Surface Detection)
- Electronics: DAE3 Sn472; Calibrated: 5/17/2010
- Phantom: SAM 1; Type: SAM 4.0; Serial: 1076
- Measurement SW: DASY4, V4.7 Build 80; Postprocessing SW: SEMCAD, V1.8 Build 186

Touch position -/Area Scan (61x81x1): Measurement grid: dx=15mm, dy=15mm

Info: Interpolated medium parameters used for SAR evaluation.
Maximum value of SAR (interpolated) = 0.235 mW/g

Touch position -/Zoom Scan (5x5x7) (5x5x7)/Cube 0: Measurement grid: dx=7.5mm, dy=7.5mm, dz=5mm
Reference Value = 7.40 V/m; Power Drift = -0.061 dB
Peak SAR (extrapolated) = 0.652 W/kg
SAR(1 g) = 0.247 mW/g; SAR(10 g) = 0.114 mW/g

Info: Interpolated medium parameters used for SAR evaluation.
Maximum value of SAR (measured) = 0.264 mW/g

This report shall NOT be reproduced except in full without the written consent of RIM Testing Services
Copyright 2005-2011, RIM Testing Services, a division of Research In Motion Limited

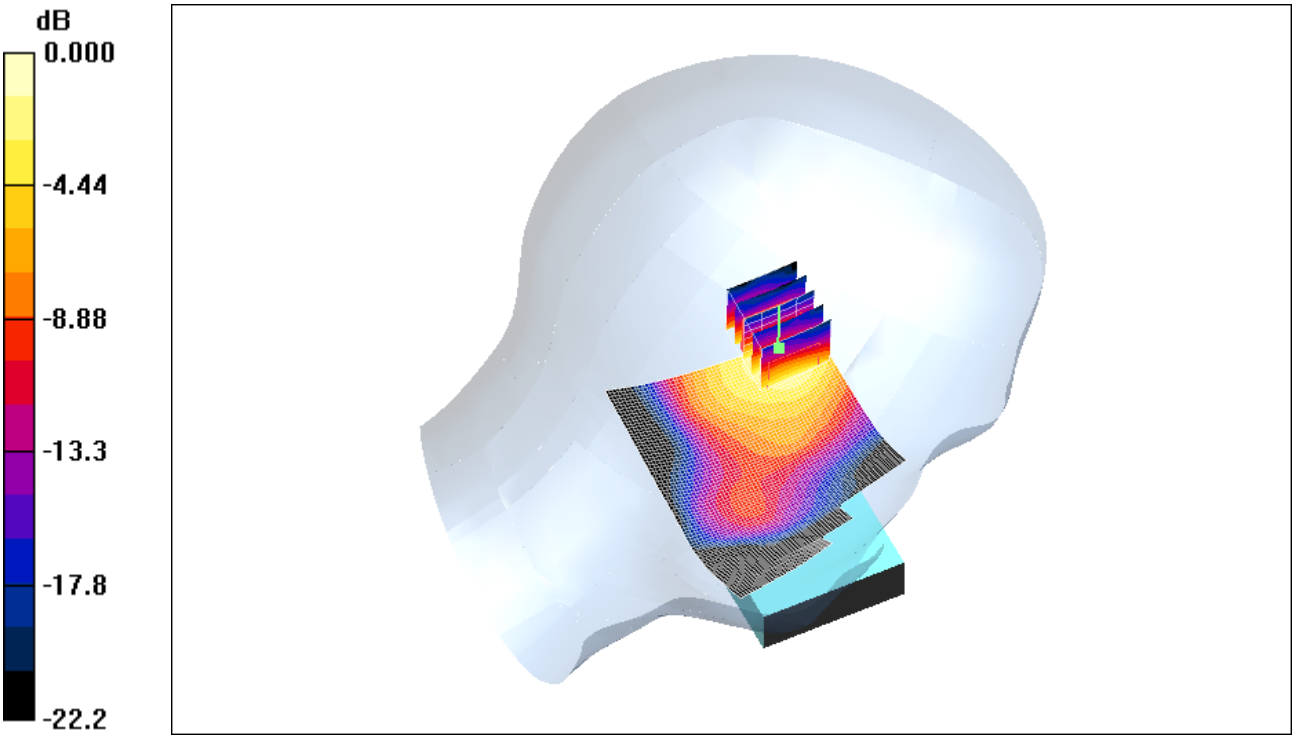

0 dB = 0.264mW/g

This report shall NOT be reproduced except in full without the written consent of RIM Testing Services
Copyright 2005-2011, RIM Testing Services, a division of Research In Motion Limited

Date/Time: 1/11/2011 8:08:37 PM

Test Laboratory: RIM Testing Services

LeftHandSide_802.11b_high_chan_Slide_Open_Amb_Tem_23.9_Liq_Tem_22.6_C

DUT: BlackBerry Smartphone; Type: Sample ; Serial: 26000070

Communication System: 802.11 b (2450); Frequency: 2462 MHz;Duty Cycle: 1:1
Medium parameters used (interpolated): f = 2462 MHz; σ = 1.89 mho/m; ε_r = 37.6; ρ = 1000 kg/m^3
Phantom section: Left Section

DASY4 Configuration:

- Probe: ET3DV6 - SN1644; ConvF(4.42, 4.42, 4.42); Calibrated: 11/16/2010
- Sensor-Surface: 4mm (Mechanical Surface Detection)
- Electronics: DAE3 Sn472; Calibrated: 5/17/2010
- Phantom: SAM 1; Type: SAM 4.0; Serial: 1076
- Measurement SW: DASY4, V4.7 Build 80; Postprocessing SW: SEMCAD, V1.8 Build 186

Touch position -/Area Scan (61x81x1): Measurement grid: dx=15mm, dy=15mm

Info: Interpolated medium parameters used for SAR evaluation.
Maximum value of SAR (interpolated) = 0.063 mW/g

Touch position -/Zoom Scan (5x5x7) (5x5x7)/Cube 0: Measurement grid: dx=7.5mm, dy=7.5mm, dz=5mm
Reference Value = 2.21 V/m; Power Drift = -0.032 dB
Peak SAR (extrapolated) = 0.159 W/kg
SAR(1 g) = 0.057 mW/g; SAR(10 g) = 0.026 mW/g

Info: Interpolated medium parameters used for SAR evaluation.
Maximum value of SAR (measured) = 0.061 mW/g

This report shall NOT be reproduced except in full without the written consent of RIM Testing Services
Copyright 2005-2011, RIM Testing Services, a division of Research In Motion Limited



0 dB = 0.061mW/g

This report shall NOT be reproduced except in full without the written consent of RIM Testing Services
Copyright 2005-2011, RIM Testing Services, a division of Research In Motion Limited

Date/Time: 1/11/2011 8:25:46 PM

Test Laboratory: RIM Testing Services

LeftHandSide_Tilt_802.11b_high_chan_Amb_Tem_22.8_Liq_Tem_22.4_C

DUT: BlackBerry Smartphone; Type: Sample ; Serial: 26000070

Communication System: 802.11 b (2450); Frequency: 2462 MHz;Duty Cycle: 1:1
Medium parameters used (interpolated): f = 2462 MHz; σ = 1.89 mho/m; ε_r = 37.6; ρ = 1000 kg/m^3
Phantom section: Left Section

DASY4 Configuration:

- Probe: ET3DV6 - SN1644; ConvF(4.42, 4.42, 4.42); Calibrated: 11/16/2010
- Sensor-Surface: 4mm (Mechanical Surface Detection)
- Electronics: DAE3 Sn472; Calibrated: 5/17/2010
- Phantom: SAM 1; Type: SAM 4.0; Serial: 1076
- Measurement SW: DASY4, V4.7 Build 80; Postprocessing SW: SEMCAD, V1.8 Build 186

Touch position -/Area Scan (61x81x1): Measurement grid: dx=15mm, dy=15mm

Info: Interpolated medium parameters used for SAR evaluation.
Maximum value of SAR (interpolated) = 0.283 mW/g

Touch position -/Zoom Scan (5x5x7) (5x5x7)/Cube 0: Measurement grid: dx=7.5mm, dy=7.5mm, dz=5mm
Reference Value = 8.22 V/m; Power Drift = -0.150 dB
Peak SAR (extrapolated) = 0.686 W/kg
SAR(1 g) = 0.255 mW/g; SAR(10 g) = 0.113 mW/g

Info: Interpolated medium parameters used for SAR evaluation.
Maximum value of SAR (measured) = 0.276 mW/g

This report shall NOT be reproduced except in full without the written consent of RIM Testing Services
Copyright 2005-2011, RIM Testing Services, a division of Research In Motion Limited

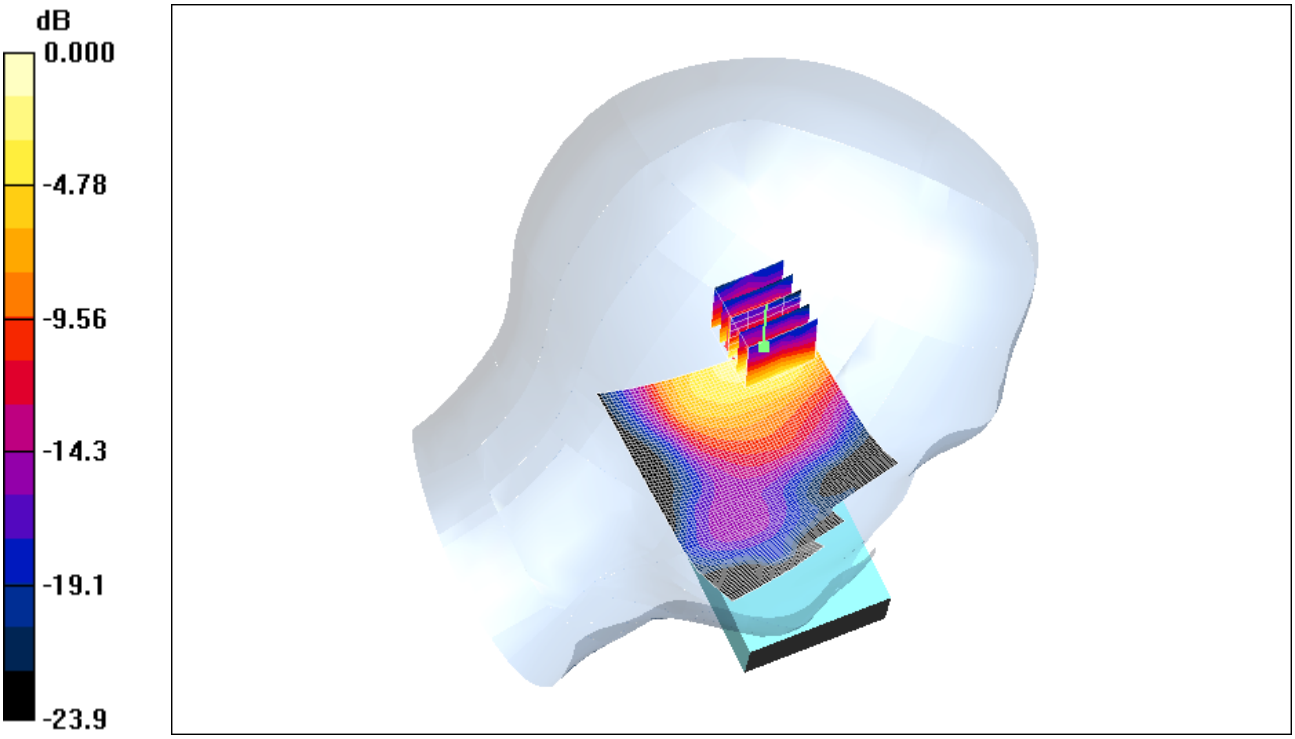

0 dB = 0.276mW/g

This report shall NOT be reproduced except in full without the written consent of RIM Testing Services
Copyright 2005-2011, RIM Testing Services, a division of Research In Motion Limited

Z axis plot for the worst case head configuration:

This report shall NOT be reproduced except in full without the written consent of RIM Testing Services
Copyright 2005-2011, RIM Testing Services, a division of Research In Motion Limited

Date/Time: 6/30/2011 6:30:00 PM, Date/Time: 6/30/2011 6:35:07 PM, Date/Time: 6/30/2011 6:40:15 PM

Test Laboratory: RIM Testing Services

RightHandSide_UMTS_band_IV_mid_chan_amb_temp_23.3_liq_temp_22.4C

DUT: BlackBerry Smartphone; Type: Sample ; Serial: 27B245BB

Communication System: WCDMA FDD IV; Communication System Band: UMTS band IV; Frequency: 1732.6 MHz;Communication System PAR: 0 dB
Medium parameters used (interpolated): f = 1732.6 MHz; σ = 1.353 mho/m; ε_r = 41.395; ρ = 1000 kg/m^3
Phantom section: Right Section
Measurement Standard: DASY5 (IEEE/IEC/ANSI C63.19-2007)

DASY5 Configuration:

- Probe: ES3DV3 - SN3225; ConvF(5.26, 5.26, 5.26); Calibrated: 1/13/2011
- Sensor-Surface: 4mm (Mechanical Surface Detection)
- Electronics: DAE3 Sn472; Calibrated: 3/7/2011
- Phantom: SAM 1; Type: SAM 4.0; Serial: 1076
- Measurement SW: DASY52, Version 52.6 (2); SEMCAD X Version 14.4.4 (2829)

Configuration/Touch position -/Area Scan (51x81x1): Measurement grid: dx=15mm, dy=15mm

Info: Interpolated medium parameters used for SAR evaluation.
Maximum value of SAR (interpolated) = 0.708 mW/g

Configuration/Touch position -/Zoom Scan (5x5x7) (5x5x5)/Cube 0:
Measurement grid: dx=7.5mm, dy=7.5mm, dz=5mm
Reference Value = 13.059 V/m; Power Drift = 0.0042 dB
Peak SAR (extrapolated) = 1.079 W/kg
SAR(1 g) = 0.728 mW/g; SAR(10 g) = 0.448 mW/g

Info: Interpolated medium parameters used for SAR evaluation.

This report shall NOT be reproduced except in full without the written consent of RIM Testing Services
Copyright 2005-2011, RIM Testing Services, a division of Research In Motion Limited

Maximum value of SAR (measured) = 0.759 mW/g

Configuration/Touch position -/Zoom Scan (5x5x7) 2 (5x5x5)/Cube 0:

Measurement grid: dx=7.5mm, dy=7.5mm, dz=5mm
Reference Value = 13.059 V/m; Power Drift = 0.08 dB
Peak SAR (extrapolated) = 0.903 W/kg
SAR(1 g) = 0.601 mW/g; SAR(10 g) = 0.367 mW/g

Info: Interpolated medium parameters used for SAR evaluation.
Maximum value of SAR (measured) = 0.667 mW/g

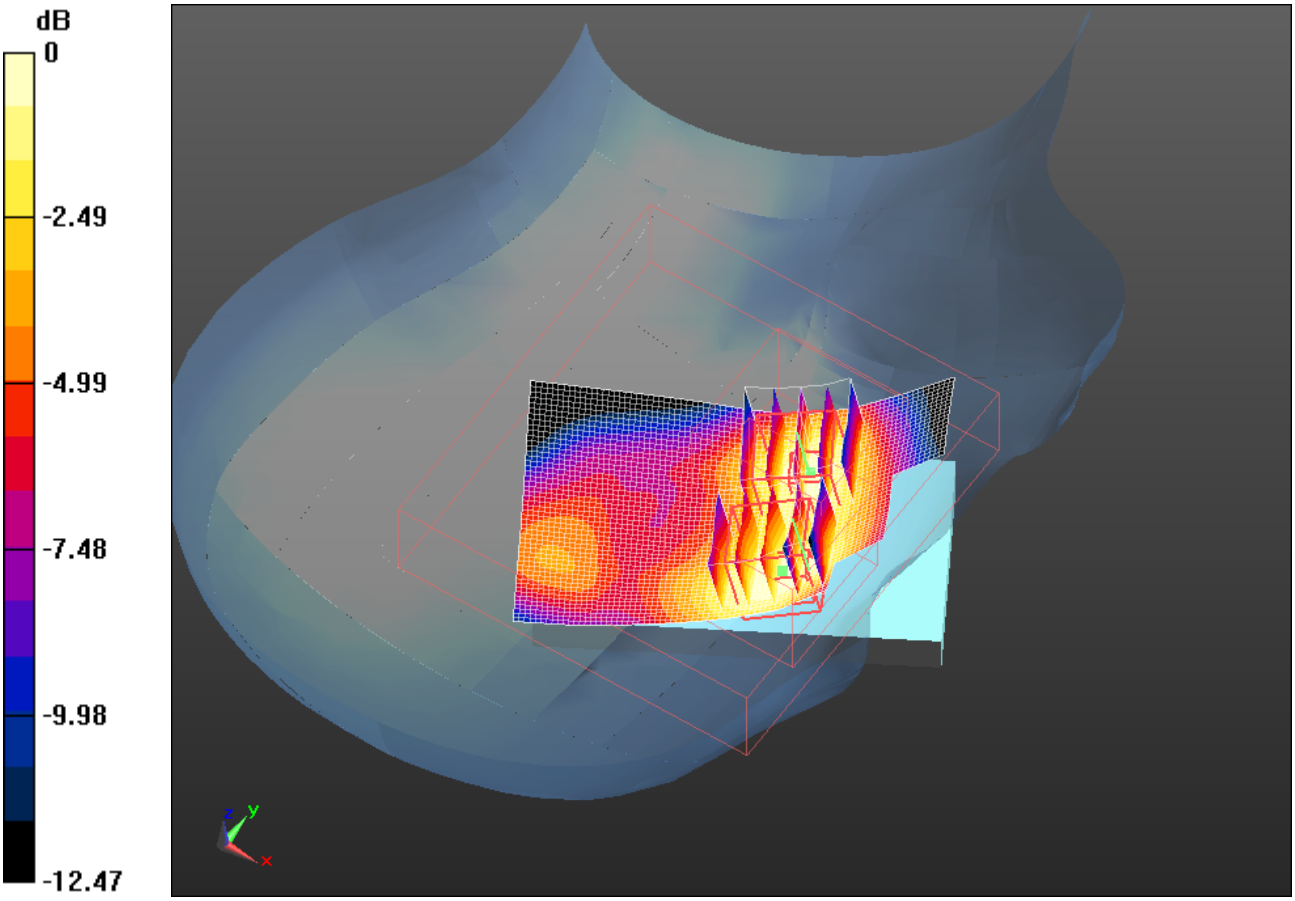

0 dB = 0.670mW/g

This report shall NOT be reproduced except in full without the written consent of RIM Testing Services
Copyright 2005-2011, RIM Testing Services, a division of Research In Motion Limited

Date/Time: 6/30/2011 6:50:07 PM, Date/Time: 6/30/2011 6:55:54 PM

Test Laboratory: RIM Testing Services

RightHandSide_Slide_Open_UMTS_band_IV_mid_chan_amb_temp_23.2_liq_temp_22.3C

DUT: BlackBerry Smartphone; Type: Sample ; Serial: 27B245BB

Communication System: WCDMA FDD IV; Communication System Band: UMTS band IV; Frequency: 1732.6 MHz;Communication System PAR: 0 dB
Medium parameters used (interpolated): f = 1732.6 MHz; σ = 1.353 mho/m; ε_r = 41.395; ρ = 1000 kg/m^3
Phantom section: Right Section
Measurement Standard: DASY5 (IEEE/IEC/ANSI C63.19-2007)

DASY5 Configuration:

- Probe: ES3DV3 - SN3225; ConvF(5.26, 5.26, 5.26); Calibrated: 1/13/2011
- Sensor-Surface: 4mm (Mechanical Surface Detection)
- Electronics: DAE3 Sn472; Calibrated: 3/7/2011
- Phantom: SAM 1; Type: SAM 4.0; Serial: 1076
- Measurement SW: DASY52, Version 52.6 (2); SEMCAD X Version 14.4.4 (2829)

Configuration/Touch position -/Area Scan (51x101x1): Measurement grid: dx=15mm, dy=15mm

Info: Interpolated medium parameters used for SAR evaluation.
Maximum value of SAR (interpolated) = 0.534 mW/g

Configuration/Touch position -/Zoom Scan (5x5x7) (5x5x5)/Cube 0:
Measurement grid: dx=7.5mm, dy=7.5mm, dz=5mm
Reference Value = 10.280 V/m; Power Drift = 0.11 dB
Peak SAR (extrapolated) = 0.716 W/kg
SAR(1 g) = 0.481 mW/g; SAR(10 g) = 0.298 mW/g

This report shall NOT be reproduced except in full without the written consent of RIM Testing Services
Copyright 2005-2011, RIM Testing Services, a division of Research In Motion Limited

Info: Interpolated medium parameters used for SAR evaluation.
Maximum value of SAR (measured) = 0.531 mW/g

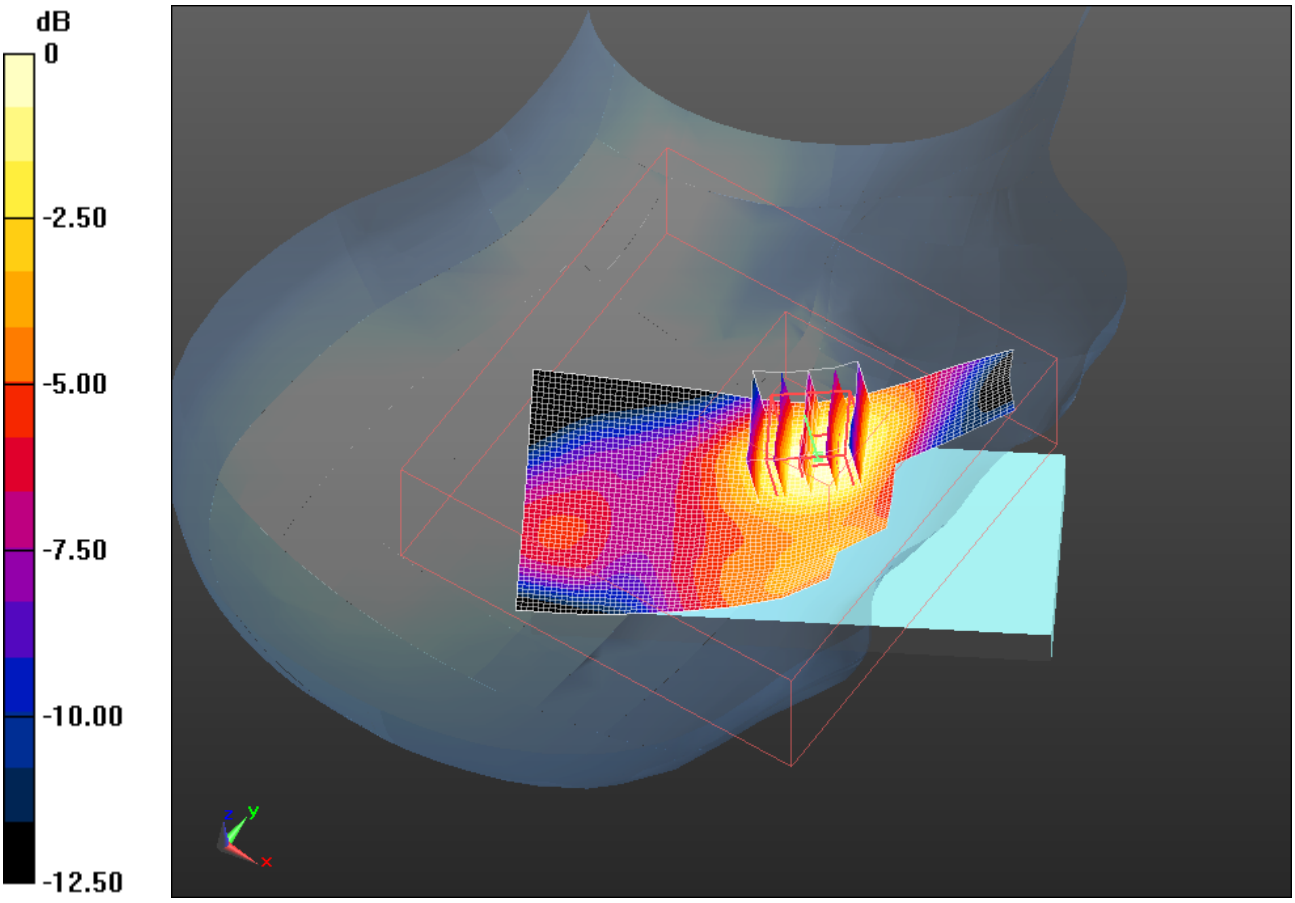

0 dB = 0.530mW/g

This report shall NOT be reproduced except in full without the written consent of RIM Testing Services
Copyright 2005-2011, RIM Testing Services, a division of Research In Motion Limited

Date/Time: 6/30/2011 7:04:54 PM, Date/Time: 6/30/2011 7:10:01 PM

Test Laboratory: RIM Testing Services

RightHandSide_Tilt_UMTS_band_IV_mid_chan_amb_temp_23.2_liq_temp_22.3C

DUT: BlackBerry Smartphone; Type: Sample ; Serial: 27B245BB

Communication System: WCDMA FDD IV; Communication System Band: UMTS band IV; Frequency: 1732.6 MHz;Communication System PAR: 0 dB
Medium parameters used (interpolated): f = 1732.6 MHz; σ = 1.353 mho/m; ε_r = 41.395; ρ = 1000 kg/m^3
Phantom section: Right Section
Measurement Standard: DASY5 (IEEE/IEC/ANSI C63.19-2007)

DASY5 Configuration:

- Probe: ES3DV3 - SN3225; ConvF(5.26, 5.26, 5.26); Calibrated: 1/13/2011
- Sensor-Surface: 4mm (Mechanical Surface Detection)
- Electronics: DAE3 Sn472; Calibrated: 3/7/2011
- Phantom: SAM 1; Type: SAM 4.0; Serial: 1076
- Measurement SW: DASY52, Version 52.6 (2); SEMCAD X Version 14.4.4 (2829)

Configuration/Touch position -/Area Scan (51x81x1): Measurement grid: dx=15mm, dy=15mm

Info: Interpolated medium parameters used for SAR evaluation.
Maximum value of SAR (interpolated) = 0.638 mW/g

Configuration/Touch position -/Zoom Scan (5x5x7) (5x5x5)/Cube 0:
Measurement grid: dx=7.5mm, dy=7.5mm, dz=5mm
Reference Value = 20.848 V/m; Power Drift = -0.09 dB
Peak SAR (extrapolated) = 0.973 W/kg
SAR(1 g) = 0.629 mW/g; SAR(10 g) = 0.365 mW/g

Info: Interpolated medium parameters used for SAR evaluation.
Maximum value of SAR (measured) = 0.703 mW/g

This report shall NOT be reproduced except in full without the written consent of RIM Testing Services
Copyright 2005-2011, RIM Testing Services, a division of Research In Motion Limited

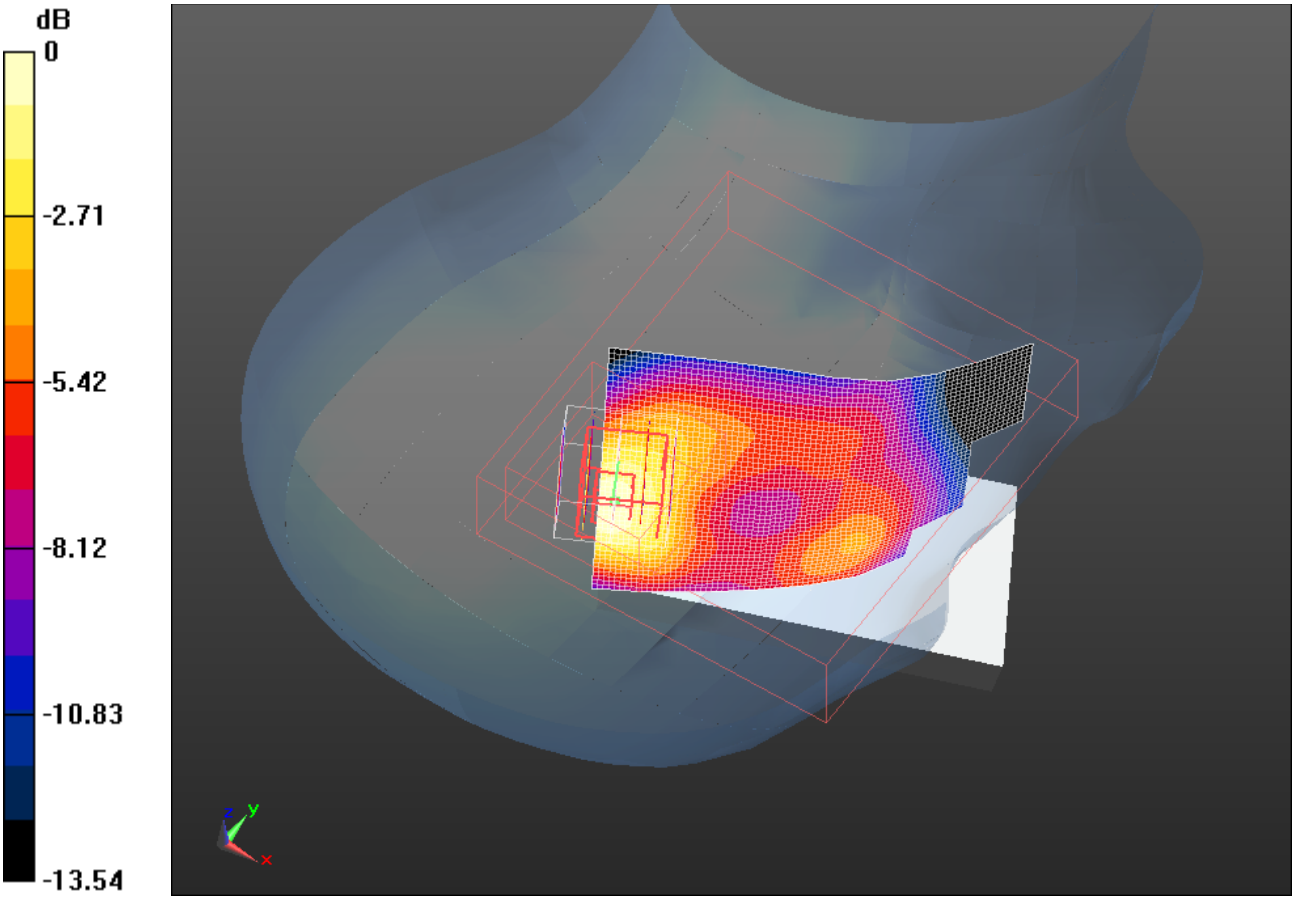

0 dB = 0.700mW/g

This report shall NOT be reproduced except in full without the written consent of RIM Testing Services
Copyright 2005-2011, RIM Testing Services, a division of Research In Motion Limited

Date/Time: 6/30/2011 8:12:41 PM, Date/Time: 6/30/2011 8:17:39 PM

Test Laboratory: RIM Testing Services

LeftHandSide_UMTS_band_IV_low_chan_amb_temp_23.4_liq_temp_22.4C

DUT: BlackBerry Smartphone; Type: Sample ; Serial: 27B245BB

Communication System: WCDMA FDD IV; Communication System Band: UMTS band IV; Frequency: 1712.4 MHz;Communication System PAR: 0 dB
Medium parameters used (interpolated): f = 1712.4 MHz; σ = 1.33 mho/m; ε_r = 41.476; ρ = 1000 kg/m^3
Phantom section: Left Section
Measurement Standard: DASY5 (IEEE/IEC/ANSI C63.19-2007)

DASY5 Configuration:

- Probe: ES3DV3 - SN3225; ConvF(5.26, 5.26, 5.26); Calibrated: 1/13/2011
- Sensor-Surface: 4mm (Mechanical Surface Detection)
- Electronics: DAE3 Sn472; Calibrated: 3/7/2011
- Phantom: SAM 1; Type: SAM 4.0; Serial: 1076
- Measurement SW: DASY52, Version 52.6 (2); SEMCAD X Version 14.4.4 (2829)

Configuration/Touch position - Mid/Area Scan (51x81x1): Measurement grid: dx=15mm, dy=15mm

Info: Interpolated medium parameters used for SAR evaluation.
Maximum value of SAR (interpolated) = 1.486 mW/g

Configuration/Touch position - Mid/Zoom Scan (5x5x7) (5x5x5)/Cube 0:
Measurement grid: dx=7.5mm, dy=7.5mm, dz=5mm
Reference Value = 13.284 V/m; Power Drift = 0.10 dB
Peak SAR (extrapolated) = 1.834 W/kg
SAR(1 g) = 1.26 mW/g; SAR(10 g) = 0.769 mW/g

This report shall NOT be reproduced except in full without the written consent of RIM Testing Services
Copyright 2005-2011, RIM Testing Services, a division of Research In Motion Limited

Info: Interpolated medium parameters used for SAR evaluation.
Maximum value of SAR (measured) = 1.377 mW/g

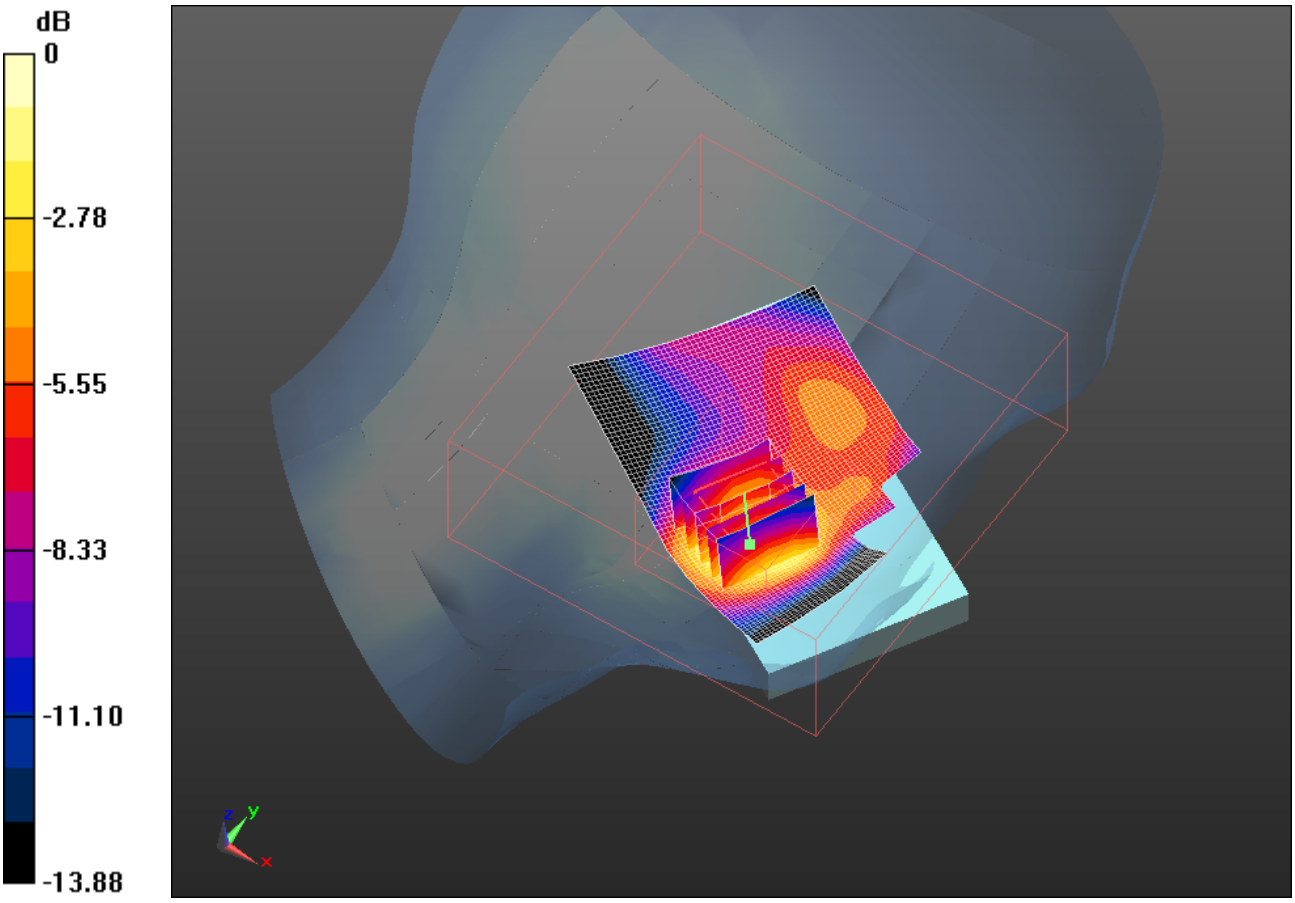

0 dB = 1.380mW/g

This report shall NOT be reproduced except in full without the written consent of RIM Testing Services
Copyright 2005-2011, RIM Testing Services, a division of Research In Motion Limited

Date/Time: 6/30/2011 7:40:52 PM, Date/Time: 6/30/2011 7:45:50 PM

Test Laboratory: RIM Testing Services

LeftHandSide_UMTS_band_IV_mid_chan_amb_temp_23.4_liq_temp_22.4C

DUT: BlackBerry Smartphone; Type: Sample ; Serial: 27B245BB

Communication System: WCDMA FDD IV; Communication System Band: UMTS band IV; Frequency: 1732.6 MHz;Communication System PAR: 0 dB
Medium parameters used (interpolated): f = 1732.6 MHz; σ = 1.353 mho/m; ε_r = 41.395; ρ = 1000 kg/m^3
Phantom section: Left Section
Measurement Standard: DASY5 (IEEE/IEC/ANSI C63.19-2007)

DASY5 Configuration:

- Probe: ES3DV3 - SN3225; ConvF(5.26, 5.26, 5.26); Calibrated: 1/13/2011
- Sensor-Surface: 4mm (Mechanical Surface Detection)
- Electronics: DAE3 Sn472; Calibrated: 3/7/2011
- Phantom: SAM 1; Type: SAM 4.0; Serial: 1076
- Measurement SW: DASY52, Version 52.6 (2); SEMCAD X Version 14.4.4 (2829)

Configuration/Touch position - Mid/Area Scan (51x81x1): Measurement grid: dx=15mm, dy=15mm

Info: Interpolated medium parameters used for SAR evaluation.
Maximum value of SAR (interpolated) = 1.416 mW/g

Configuration/Touch position - Mid/Zoom Scan (5x5x7) (5x5x5)/Cube 0:
Measurement grid: dx=7.5mm, dy=7.5mm, dz=5mm
Reference Value = 13.942 V/m; Power Drift = 0.02 dB
Peak SAR (extrapolated) = 1.742 W/kg
SAR(1 g) = 1.2 mW/g; SAR(10 g) = 0.725 mW/g

This report shall NOT be reproduced except in full without the written consent of RIM Testing Services
Copyright 2005-2011, RIM Testing Services, a division of Research In Motion Limited

Info: Interpolated medium parameters used for SAR evaluation.
Maximum value of SAR (measured) = 1.313 mW/g

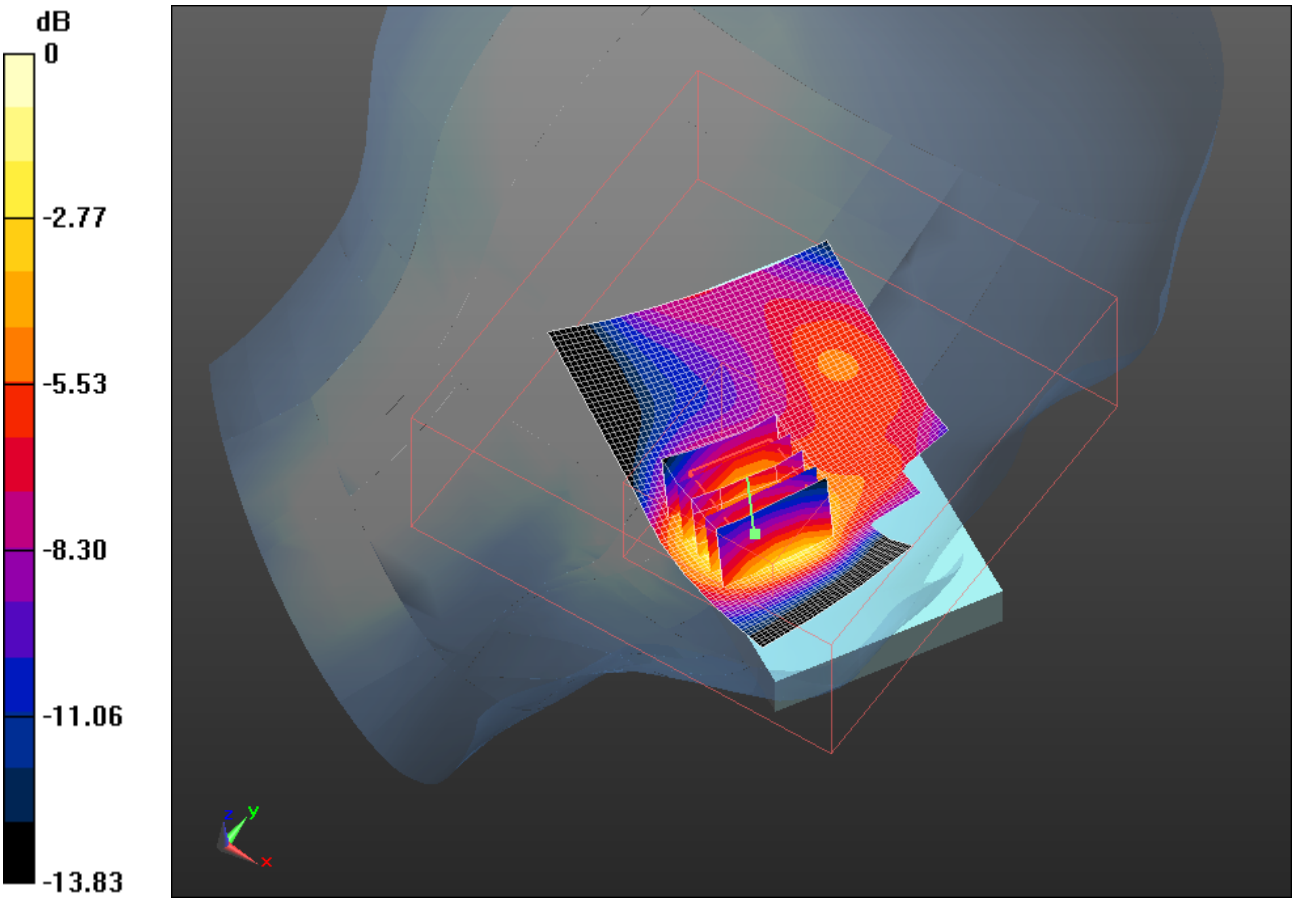

0 dB = 1.310mW/g

This report shall NOT be reproduced except in full without the written consent of RIM Testing Services
Copyright 2005-2011, RIM Testing Services, a division of Research In Motion Limited

Date/Time: 6/30/2011 8:37:32 PM, Date/Time: 6/30/2011 8:43:06 PM

Test Laboratory: RIM Testing Services

LeftHandSide_Slide_Open_UMTS_band_IV_mid_chan_amb_temp_23.4 _liq_temp_22.6C

DUT: BlackBerry Smartphone; Type: Sample ; Serial: 27B245BB

Communication System: WCDMA FDD IV; Communication System Band: UMTS band IV; Frequency: 1732.6 MHz;Communication System PAR: 0 dB
Medium parameters used (interpolated): f = 1732.6 MHz; σ = 1.353 mho/m; ε_r = 41.395; ρ = 1000 kg/m^3
Phantom section: Left Section
Measurement Standard: DASY5 (IEEE/IEC/ANSI C63.19-2007)

DASY5 Configuration:

- Probe: ES3DV3 - SN3225; ConvF(5.26, 5.26, 5.26); Calibrated: 1/13/2011
- Sensor-Surface: 4mm (Mechanical Surface Detection)
- Electronics: DAE3 Sn472; Calibrated: 3/7/2011
- Phantom: SAM 1; Type: SAM 4.0; Serial: 1076
- Measurement SW: DASY52, Version 52.6 (2); SEMCAD X Version 14.4.4 (2829)

Configuration/Touch position - Mid/Area Scan (51x101x1): Measurement grid: dx=15mm, dy=15mm

Info: Interpolated medium parameters used for SAR evaluation.
Maximum value of SAR (interpolated) = 0.572 mW/g

Configuration/Touch position - Mid/Zoom Scan (5x5x7) (5x5x5)/Cube 0:
Measurement grid: dx=7.5mm, dy=7.5mm, dz=5mm
Reference Value = 9.254 V/m; Power Drift = -0.01 dB
Peak SAR (extrapolated) = 0.789 W/kg
SAR(1 g) = 0.521 mW/g; SAR(10 g) = 0.328 mW/g

This report shall NOT be reproduced except in full without the written consent of RIM Testing Services
Copyright 2005-2011, RIM Testing Services, a division of Research In Motion Limited

Info: Interpolated medium parameters used for SAR evaluation.
Maximum value of SAR (measured) = 0.573 mW/g

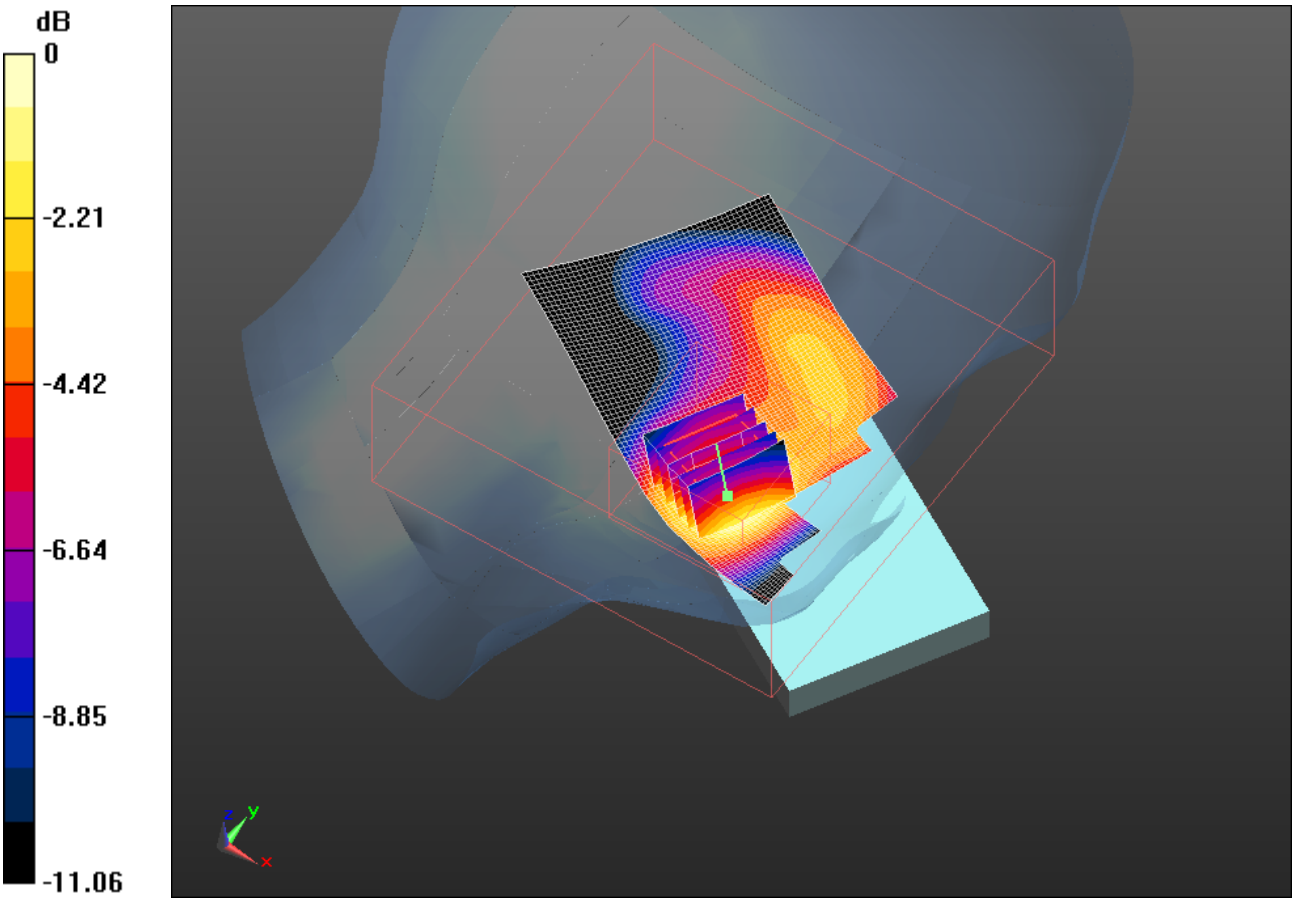

0 dB = 0.570mW/g

This report shall NOT be reproduced except in full without the written consent of RIM Testing Services
Copyright 2005-2011, RIM Testing Services, a division of Research In Motion Limited

Date/Time: 6/30/2011 8:24:16 PM, Date/Time: 6/30/2011 8:29:16 PM

Test Laboratory: RIM Testing Services

LeftHandSide_UMTS_band_IV_high_chan_amb_temp_23.4_liq_temp_22.5C

DUT: BlackBerry Smartphone; Type: Sample ; Serial: 27B245BB

Communication System: WCDMA FDD IV; Communication System Band: UMTS band IV; Frequency: 1752.6 MHz;Communication System PAR: 0 dB
Medium parameters used (interpolated): f = 1752.6 MHz; σ = 1.371 mho/m; ε_r = 41.33; ρ = 1000 kg/m^3
Phantom section: Left Section
Measurement Standard: DASY5 (IEEE/IEC/ANSI C63.19-2007)

DASY5 Configuration:

- Probe: ES3DV3 - SN3225; ConvF(5.26, 5.26, 5.26); Calibrated: 1/13/2011
- Sensor-Surface: 4mm (Mechanical Surface Detection)
- Electronics: DAE3 Sn472; Calibrated: 3/7/2011
- Phantom: SAM 1; Type: SAM 4.0; Serial: 1076
- Measurement SW: DASY52, Version 52.6 (2); SEMCAD X Version 14.4.4 (2829)

Configuration/Touch position - Mid/Area Scan (51x81x1): Measurement grid: dx=15mm, dy=15mm

Info: Interpolated medium parameters used for SAR evaluation.
Maximum value of SAR (interpolated) = 1.716 mW/g

Configuration/Touch position - Mid/Zoom Scan (5x5x7) (5x5x5)/Cube 0:
Measurement grid: dx=7.5mm, dy=7.5mm, dz=5mm
Reference Value = 15.676 V/m; Power Drift = -0.18 dB
Peak SAR (extrapolated) = 2.089 W/kg
SAR(1 g) = 1.43 mW/g; SAR(10 g) = 0.862 mW/g

This report shall NOT be reproduced except in full without the written consent of RIM Testing Services
Copyright 2005-2011, RIM Testing Services, a division of Research In Motion Limited

Info: Interpolated medium parameters used for SAR evaluation.
Maximum value of SAR (measured) = 1.557 mW/g

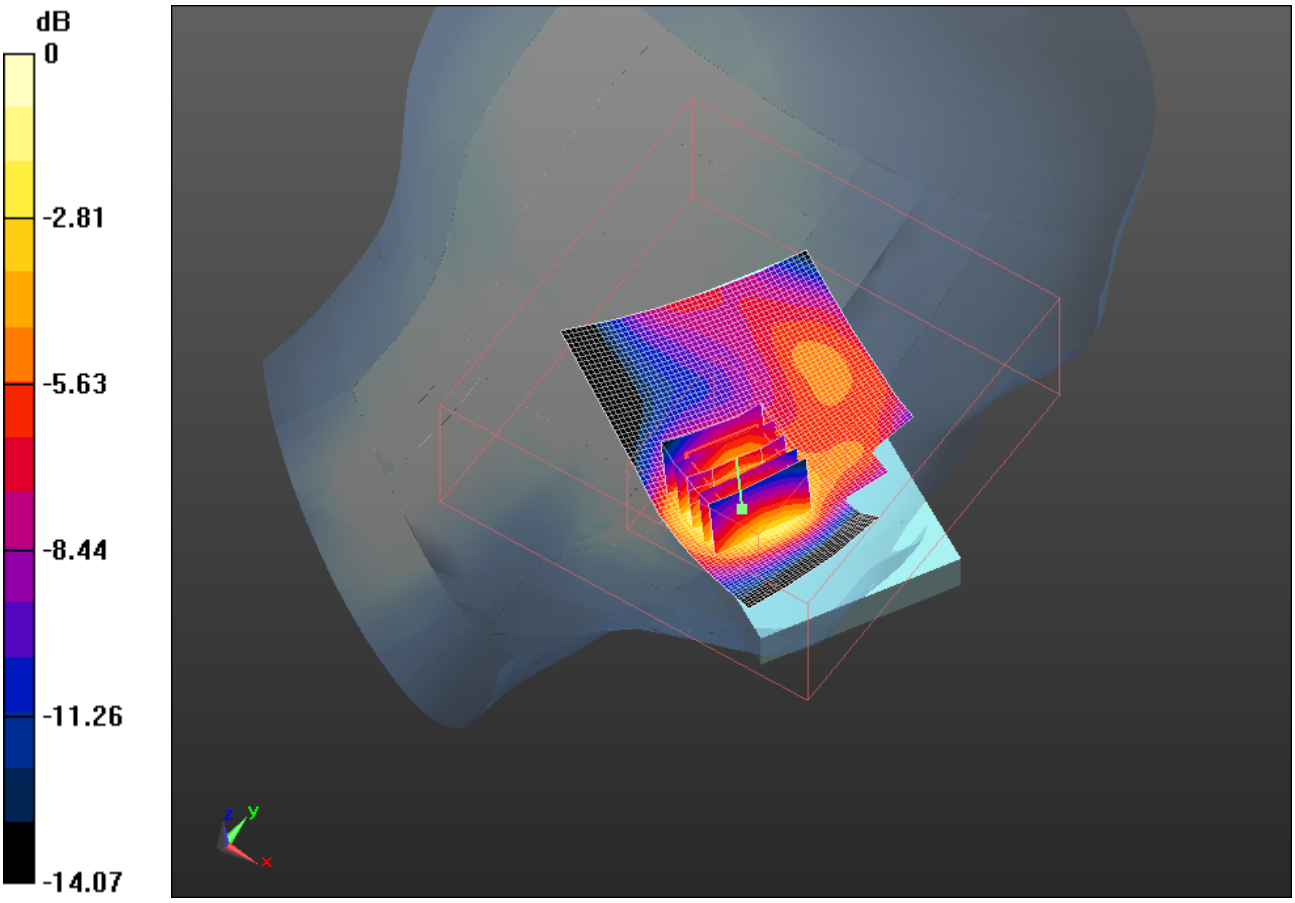

0 dB = 1.560mW/g

This report shall NOT be reproduced except in full without the written consent of RIM Testing Services
Copyright 2005-2011, RIM Testing Services, a division of Research In Motion Limited

Date/Time: 6/30/2011 8:56:02 PM, Date/Time: 6/30/2011 9:01:06 PM

Test Laboratory: RIM Testing Services

LeftHandSide_Tilt_UMTS_band_IV_mid_chan_amb_temp_23.4_liq_temp_22.6C

DUT: BlackBerry Smartphone; Type: Sample ; Serial: 27B245BB

Communication System: WCDMA FDD IV; Communication System Band: UMTS band IV; Frequency: 1732.6 MHz;Communication System PAR: 0 dB
Medium parameters used (interpolated): f = 1732.6 MHz; σ = 1.353 mho/m; ε_r = 41.395; ρ = 1000 kg/m^3
Phantom section: Left Section
Measurement Standard: DASY5 (IEEE/IEC/ANSI C63.19-2007)

DASY5 Configuration:

- Probe: ES3DV3 - SN3225; ConvF(5.26, 5.26, 5.26); Calibrated: 1/13/2011
- Sensor-Surface: 4mm (Mechanical Surface Detection)
- Electronics: DAE3 Sn472; Calibrated: 3/7/2011
- Phantom: SAM 1; Type: SAM 4.0; Serial: 1076
- Measurement SW: DASY52, Version 52.6 (2); SEMCAD X Version 14.4.4 (2829)

Configuration/Touch position - Mid/Area Scan (51x81x1): Measurement grid: dx=15mm, dy=15mm

Info: Interpolated medium parameters used for SAR evaluation.
Maximum value of SAR (interpolated) = 0.596 mW/g

Configuration/Touch position - Mid/Zoom Scan (5x5x7) (6x6x5)/Cube 0:
Measurement grid: dx=7.5mm, dy=7.5mm, dz=5mm
Reference Value = 21.285 V/m; Power Drift = 0.0042 dB
Peak SAR (extrapolated) = 0.841 W/kg
SAR(1 g) = 0.536 mW/g; SAR(10 g) = 0.323 mW/g

This report shall NOT be reproduced except in full without the written consent of RIM Testing Services
Copyright 2005-2011, RIM Testing Services, a division of Research In Motion Limited

Info: Interpolated medium parameters used for SAR evaluation.
Maximum value of SAR (measured) = 0.590 mW/g

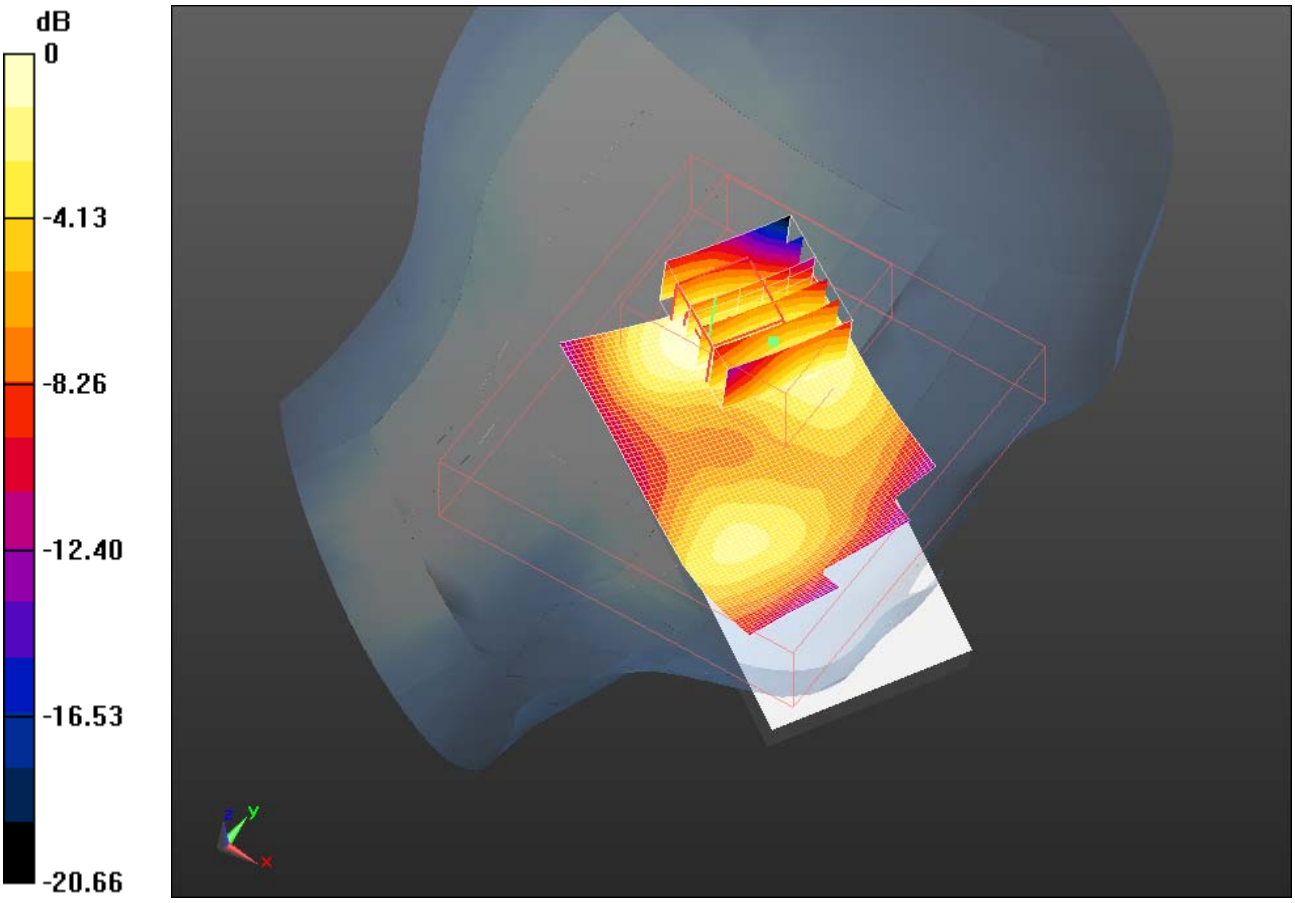

0 dB = 0.590mW/g

This report shall NOT be reproduced except in full without the written consent of RIM Testing Services
Copyright 2005-2011, RIM Testing Services, a division of Research In Motion Limited

Z axis plot for the worst case head configuration:

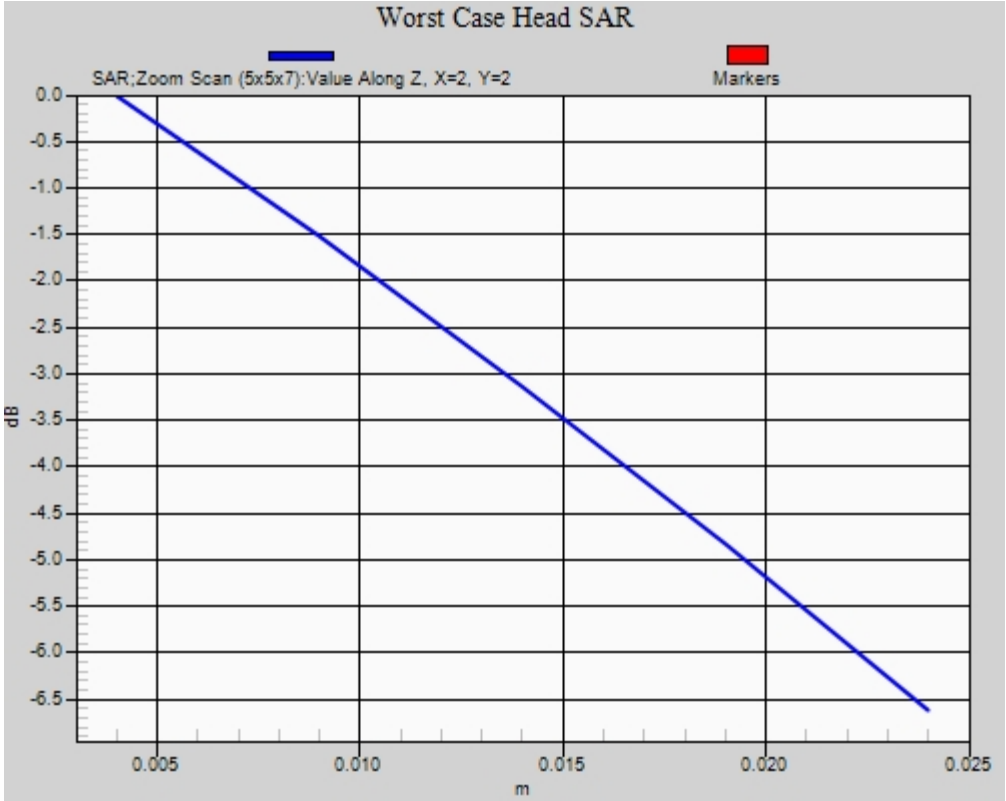

This report shall NOT be reproduced except in full without the written consent of RIM Testing Services
Copyright 2005-2011, RIM Testing Services, a division of Research In Motion Limited