APPENDIX C1: SAR DISTRIBUTION PLOTS FOR BODY-WORN CONFIGURATION

This report shall NOT be reproduced except in full without the written consent of RIM Testing Services
Copyright 2005-2012, RIM Testing Services, a division of Research In Motion Limited

Date/Time: 6/18/2012 4:41:34 AM

Test Laboratory: RIM Testing Services

15mm_Spacer_Back_LTE_17_mid_chan_QPSK_RB_1_Offset_49_amb_temp_23.0_liq_temp_21.4C

DUT: BlackBerry Smartphone; Type: Sample; Serial: 2A211C01

Communication System: LTE; Frequency: 710 MHz
Medium parameters used: f = 710 MHz; σ = 0.918 mho/m; ε_r = 55.812; ρ = 1000 kg/m^3
Phantom section: Flat Section
Measurement Standard: DASY5 (IEEE/IEC/ANSI C63.19-2007)

DASY Configuration:

- Probe: ES3DV3 - SN3225; ConvF(6.27, 6.27, 6.27); Calibrated: 1/11/2012
- Sensor-Surface: 3mm (Mechanical Surface Detection), z = 2.0, 32.0
- Electronics: DAE3 Sn473; Calibrated: 1/13/2012
- Phantom: SAM 2; Type: SAM 4.0; Serial: 1080
- DASY52 52.8.0(692); SEMCAD X 14.6.4(4989)

Configuration/Touch position -/Area Scan (61x111x1): Measurement grid: dx=15mm, dy=15mm
Maximum value of SAR (interpolated) = 0.573 mW/g

Configuration/Touch position -/Zoom Scan (5x5x7) (5x5x7)/Cube 0:
Measurement grid: dx=7.5mm, dy=7.5mm, dz=5mm
Reference Value = 18.445 V/m; Power Drift = -0.0012 dB
Peak SAR (extrapolated) = 0.7230
SAR(1 g) = 0.497 mW/g; SAR(10 g) = 0.343 mW/g
Maximum value of SAR (measured) = 0.568 mW/g

This report shall NOT be reproduced except in full without the written consent of RIM Testing Services
Copyright 2005-2012, RIM Testing Services, a division of Research In Motion Limited

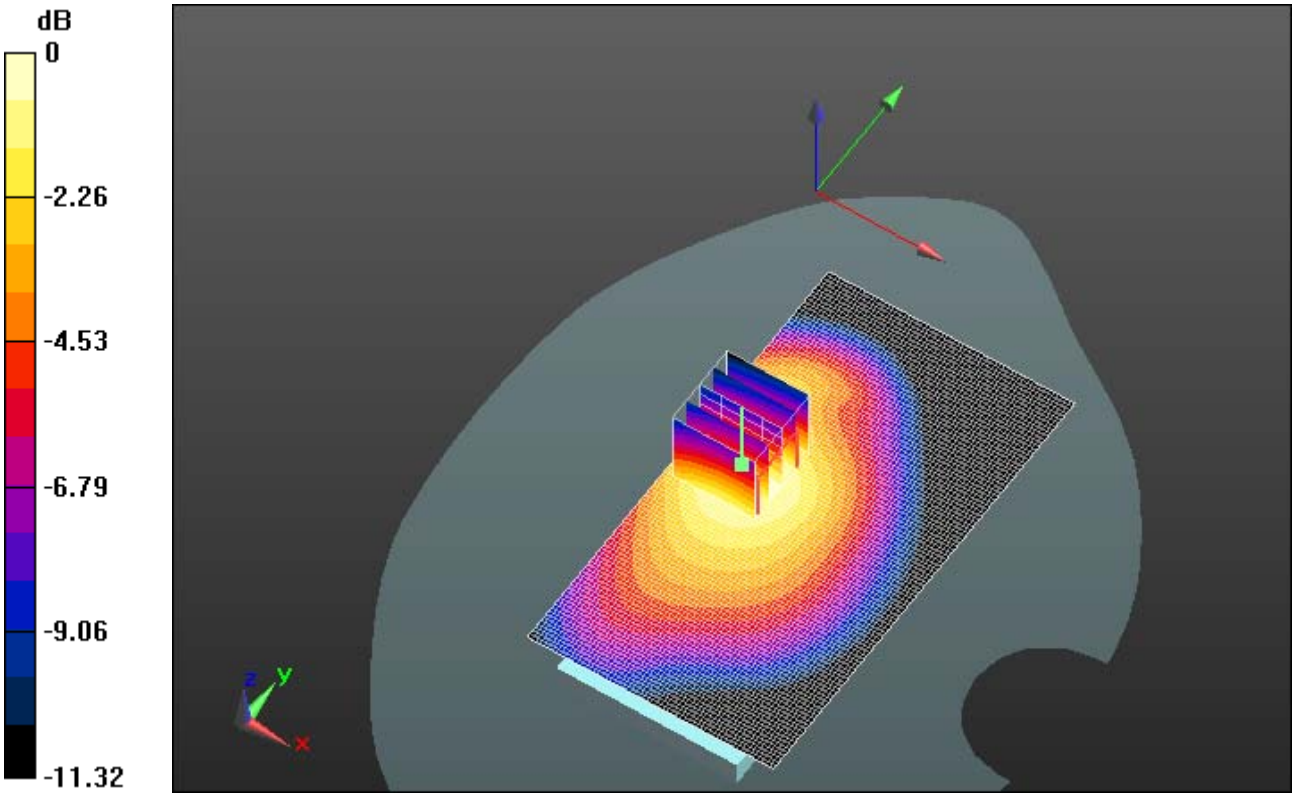

0 dB = 0.570mW/g = -4.88 dB mW/g

This report shall NOT be reproduced except in full without the written consent of RIM Testing Services
Copyright 2005-2012, RIM Testing Services, a division of Research In Motion Limited

Date/Time: 6/18/2012 6:14:42 AM

Test Laboratory: RIM Testing Services

Vertical_Holster_Back_LTE_17_mid_chan_QPSK_RB_1_Offset_49_amb_temp_22.9_liq_temp_21.5C

DUT: BlackBerry Smartphone; Type: Sample; Serial: 2A211C01

Communication System: LTE; Frequency: 710 MHz
Medium parameters used: f = 710 MHz; σ = 0.918 mho/m; ε_r = 55.812; ρ = 1000 kg/m^3
Phantom section: Flat Section
Measurement Standard: DASY5 (IEEE/IEC/ANSI C63.19-2007)

DASY Configuration:

- Probe: ES3DV3 - SN3225; ConvF(6.27, 6.27, 6.27); Calibrated: 1/11/2012
- Sensor-Surface: 3mm (Mechanical Surface Detection), z = 2.0, 32.0
- Electronics: DAE3 Sn473; Calibrated: 1/13/2012
- Phantom: SAM 2; Type: SAM 4.0; Serial: 1080
- DASY52 52.8.0(692); SEMCAD X 14.6.4(4989)

Configuration/Touch position -/Area Scan (61x111x1): Measurement grid: dx=15mm, dy=15mm
Maximum value of SAR (interpolated) = 0.445 mW/g

Configuration/Touch position -/Zoom Scan (5x5x7) (5x5x7)/Cube 0:
Measurement grid: dx=7.5mm, dy=7.5mm, dz=5mm
Reference Value = 17.697 V/m; Power Drift = -0.05 dB
Peak SAR (extrapolated) = 0.5260
SAR(1 g) = 0.393 mW/g; SAR(10 g) = 0.284 mW/g
Maximum value of SAR (measured) = 0.440 mW/g

This report shall NOT be reproduced except in full without the written consent of RIM Testing Services
Copyright 2005-2012, RIM Testing Services, a division of Research In Motion Limited

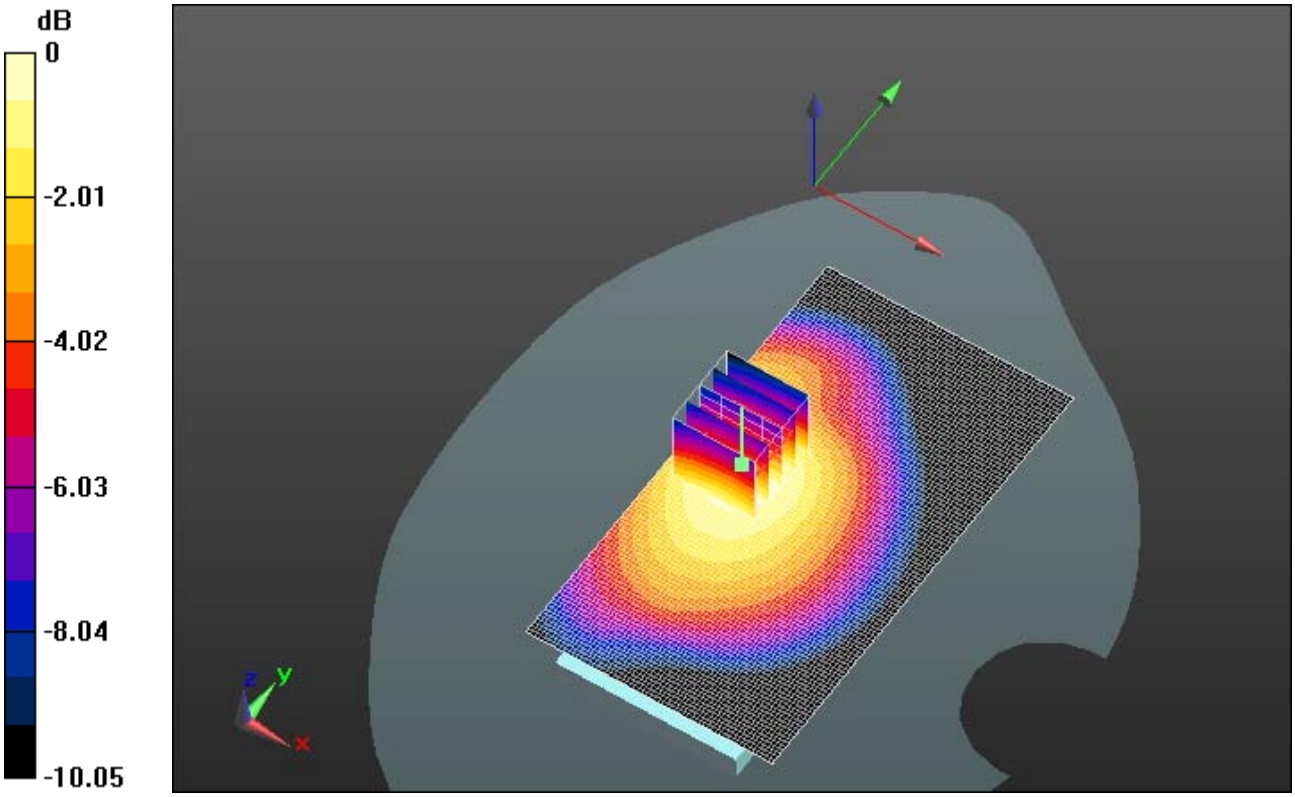

0 dB = 0.440mW/g = -7.13 dB mW/g

This report shall NOT be reproduced except in full without the written consent of RIM Testing Services
Copyright 2005-2012, RIM Testing Services, a division of Research In Motion Limited

Date/Time: 6/18/2012 6:31:08 AM

Test Laboratory: RIM Testing Services

Vertical_Holster_Front_LTE_17_mid_chan_QPSK_RB_1_Offset_49_amb_temp_22.7_liq_temp_21.5C

DUT: BlackBerry Smartphone; Type: Sample; Serial: 2A211C01

Communication System: LTE; Frequency: 710 MHz
Medium parameters used: f = 710 MHz; σ = 0.918 mho/m; ε_r = 55.812; ρ = 1000 kg/m^3
Phantom section: Flat Section
Measurement Standard: DASY5 (IEEE/IEC/ANSI C63.19-2007)

DASY Configuration:

- Probe: ES3DV3 - SN3225; ConvF(6.27, 6.27, 6.27); Calibrated: 1/11/2012
- Sensor-Surface: 3mm (Mechanical Surface Detection), z = 2.0, 32.0
- Electronics: DAE3 Sn473; Calibrated: 1/13/2012
- Phantom: SAM 2; Type: SAM 4.0; Serial: 1080
- DASY52 52.8.0(692); SEMCAD X 14.6.4(4989)

Configuration/Touch position -/Area Scan (61x111x1): Measurement grid: dx=15mm, dy=15mm
Maximum value of SAR (interpolated) = 0.403 mW/g

Configuration/Touch position -/Zoom Scan (5x5x7) (6x6x7)/Cube 0:
Measurement grid: dx=7.5mm, dy=7.5mm, dz=5mm
Reference Value = 20.246 V/m; Power Drift = -0.01 dB
Peak SAR (extrapolated) = 0.4740
SAR(1 g) = 0.359 mW/g; SAR(10 g) = 0.265 mW/g
Maximum value of SAR (measured) = 0.394 mW/g

This report shall NOT be reproduced except in full without the written consent of RIM Testing Services
Copyright 2005-2012, RIM Testing Services, a division of Research In Motion Limited

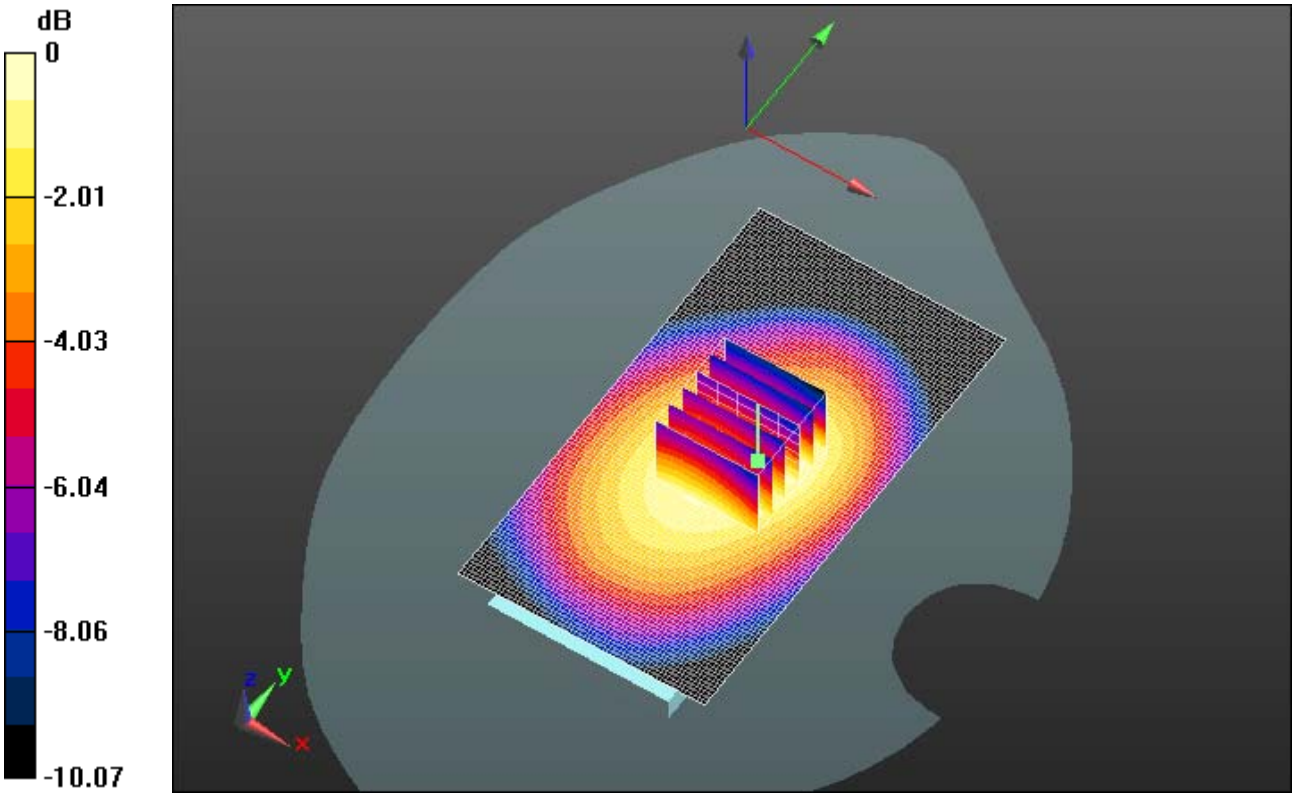

0 dB = 0.390mW/g = -8.18 dB mW/g

This report shall NOT be reproduced except in full without the written consent of RIM Testing Services
Copyright 2005-2012, RIM Testing Services, a division of Research In Motion Limited

Date/Time: 6/7/2012 11:05:40 PM

Test Laboratory: RIM Testing Services

15mm_Spacer_Front_LTE_5_mid_chan_QPSK_RB_1_Offset_49_amb_temp_22.9_liq_temp_21.3C

DUT: BlackBerry Smartphone; Type: Sample ; Serial: 2A20270D

Communication System: LTE; Frequency: 836.5 MHz
Medium parameters used (interpolated): f = 836.5 MHz; σ = 0.979 mho/m; ε_r = 52.752; ρ = 1000 kg/m^3
Phantom section: Flat Section
Measurement Standard: DASY5 (IEEE/IEC/ANSI C63.19-2007)

DASY Configuration:

- Probe: ES3DV3 - SN3225; ConvF(6.07, 6.07, 6.07); Calibrated: 1/11/2012
- Sensor-Surface: 3mm (Mechanical Surface Detection), z = 2.0, 32.0
- Electronics: DAE3 Sn473; Calibrated: 1/13/2012
- Phantom: SAM 2; Type: SAM 4.0; Serial: 1080
- DASY52 52.8.0(692); SEMCAD X 14.6.4(4989)

Configuration/Touch position -/Area Scan (61x111x1): Measurement grid: dx=15mm, dy=15mm

Info: Interpolated medium parameters used for SAR evaluation.
Maximum value of SAR (interpolated) = 0.676 mW/g

Configuration/Touch position -/Zoom Scan (5x5x7) (6x6x7)/Cube 0:
Measurement grid: dx=7.5mm, dy=7.5mm, dz=5mm
Reference Value = 24.882 V/m; Power Drift = -0.08 dB
Peak SAR (extrapolated) = 0.8540
SAR(1 g) = 0.629 mW/g; SAR(10 g) = 0.465 mW/g

Info: Interpolated medium parameters used for SAR evaluation.
Maximum value of SAR (measured) = 0.725 mW/g

This report shall NOT be reproduced except in full without the written consent of RIM Testing Services
Copyright 2005-2012, RIM Testing Services, a division of Research In Motion Limited

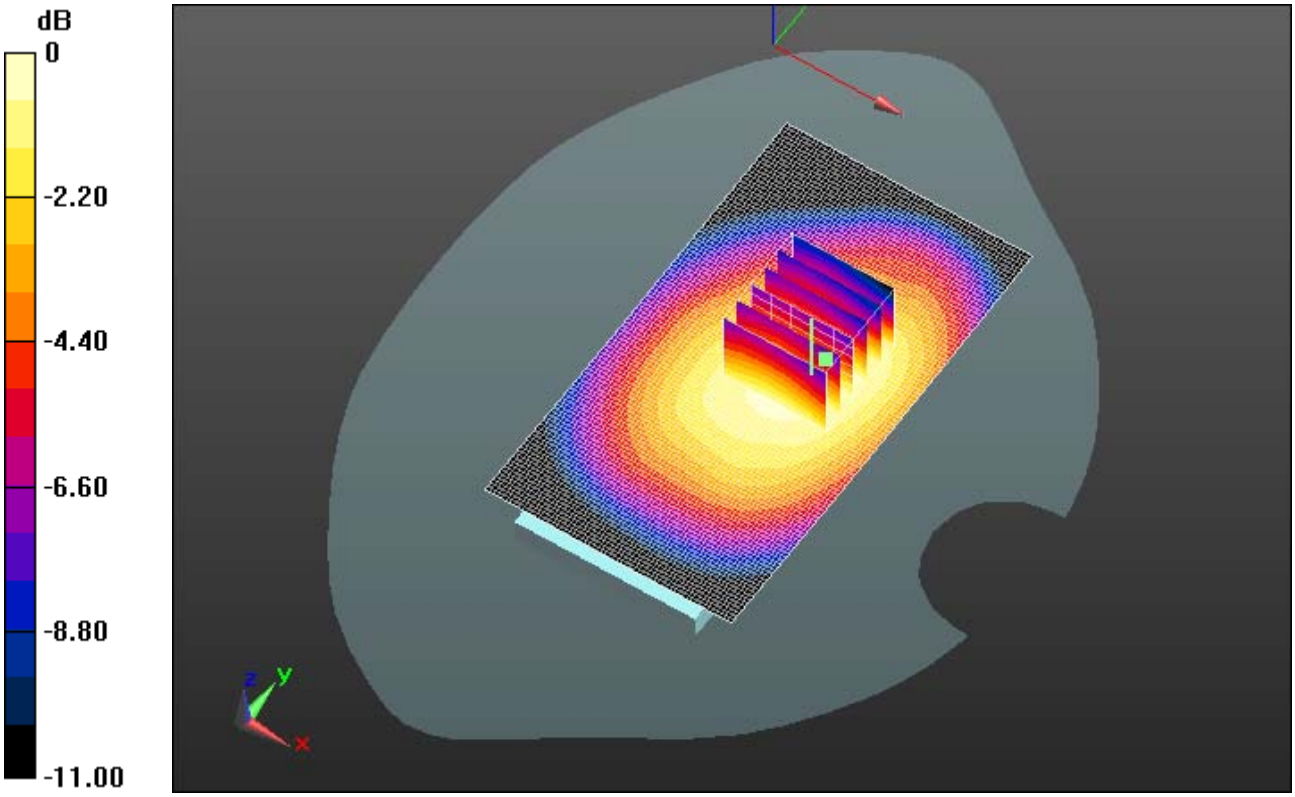

0 dB = 0.730mW/g = -2.73 dB mW/g

This report shall NOT be reproduced except in full without the written consent of RIM Testing Services
Copyright 2005-2012, RIM Testing Services, a division of Research In Motion Limited

Date/Time: 6/8/2012 1:38:31 AM

Test Laboratory: RIM Testing Services

Vertical_Holster_Back_LTE_5_mid_chan_QPSK_RB_1_Offset_49_amb_temp_22.9_liq_temp_21.3C

DUT: BlackBerry Smartphone; Type: Sample ; Serial: 2A20270D

Communication System: LTE; Frequency: 836.5 MHz
Medium parameters used (interpolated): f = 836.5 MHz; σ = 0.979 mho/m; ε_r = 52.752; ρ = 1000 kg/m^3
Phantom section: Flat Section
Measurement Standard: DASY5 (IEEE/IEC/ANSI C63.19-2007)

DASY Configuration:

- Probe: ES3DV3 - SN3225; ConvF(6.07, 6.07, 6.07); Calibrated: 1/11/2012
- Sensor-Surface: 3mm (Mechanical Surface Detection), z = 2.0, 32.0
- Electronics: DAE3 Sn473; Calibrated: 1/13/2012
- Phantom: SAM 2; Type: SAM 4.0; Serial: 1080
- DASY52 52.8.0(692); SEMCAD X 14.6.4(4989)

Configuration/Touch position -/Area Scan (61x111x1): Measurement grid: dx=15mm, dy=15mm

Info: Interpolated medium parameters used for SAR evaluation.
Maximum value of SAR (interpolated) = 0.594 mW/g

Configuration/Touch position -/Zoom Scan (5x5x7) (5x6x7)/Cube 0:
Measurement grid: dx=7.5mm, dy=7.5mm, dz=5mm
Reference Value = 25.269 V/m; Power Drift = 0.08 dB
Peak SAR (extrapolated) = 0.6840
SAR(1 g) = 0.542 mW/g; SAR(10 g) = 0.411 mW/g

Info: Interpolated medium parameters used for SAR evaluation.
Maximum value of SAR (measured) = 0.599 mW/g

This report shall NOT be reproduced except in full without the written consent of RIM Testing Services
Copyright 2005-2012, RIM Testing Services, a division of Research In Motion Limited

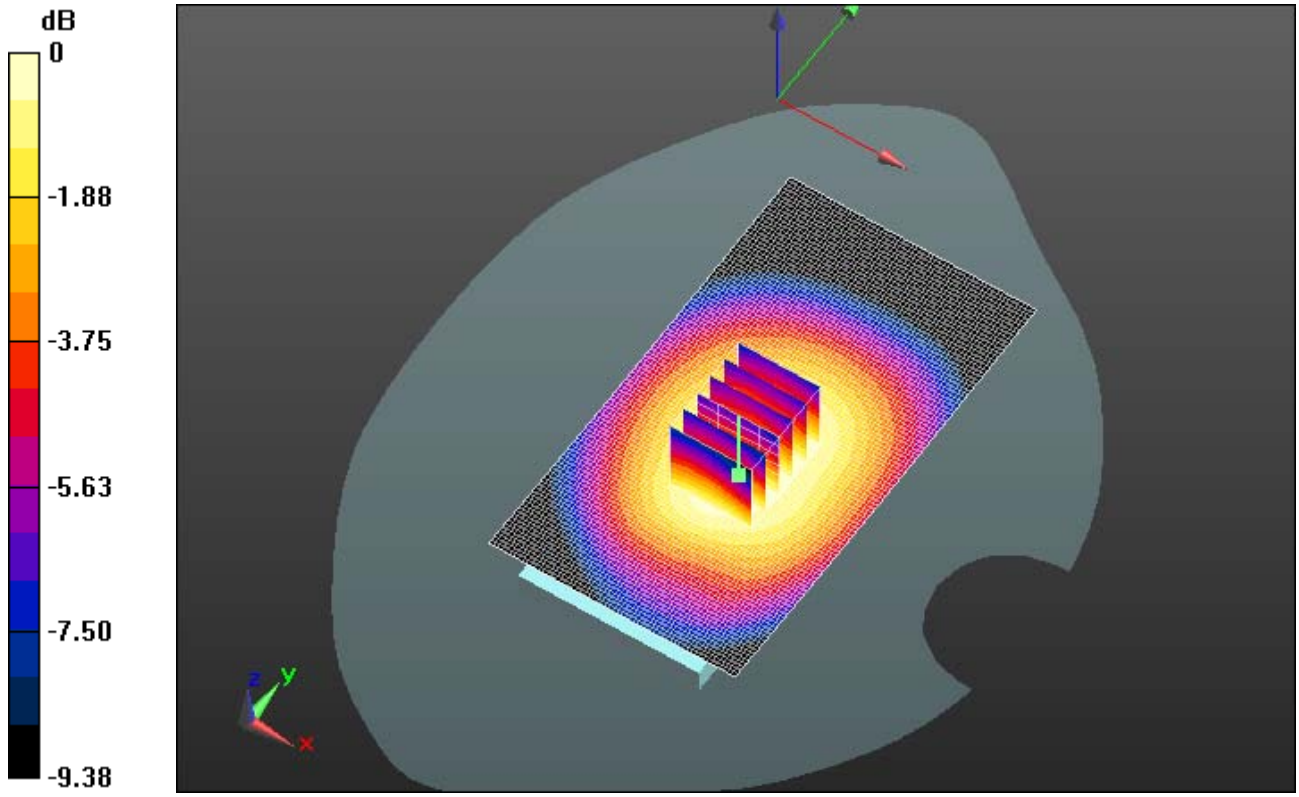

0 dB = 0.600mW/g = -4.44 dB mW/g

This report shall NOT be reproduced except in full without the written consent of RIM Testing Services
Copyright 2005-2012, RIM Testing Services, a division of Research In Motion Limited

Date/Time: 6/8/2012 1:12:02 AM

Test Laboratory: RIM Testing Services

Vertical_Holster_Front_LTE_5_mid_chan_QPSK_RB_1_Offset_49_amb_temp_23.1_liq_temp_21.3C

DUT: BlackBerry Smartphone; Type: Sample ; Serial: 2A20270D

Communication System: LTE; Frequency: 836.5 MHz
Medium parameters used (interpolated): f = 836.5 MHz; σ = 0.979 mho/m; ε_r = 52.752; ρ = 1000 kg/m^3
Phantom section: Flat Section
Measurement Standard: DASY5 (IEEE/IEC/ANSI C63.19-2007)

DASY Configuration:

- Probe: ES3DV3 - SN3225; ConvF(6.07, 6.07, 6.07); Calibrated: 1/11/2012
- Sensor-Surface: 3mm (Mechanical Surface Detection), z = 2.0, 32.0
- Electronics: DAE3 Sn473; Calibrated: 1/13/2012
- Phantom: SAM 2; Type: SAM 4.0; Serial: 1080
- DASY52 52.8.0(692); SEMCAD X 14.6.4(4989)

Configuration/Touch position -/Area Scan (61x111x1): Measurement grid: dx=15mm, dy=15mm

Info: Interpolated medium parameters used for SAR evaluation.
Maximum value of SAR (interpolated) = 0.640 mW/g

Configuration/Touch position -/Zoom Scan (5x5x7) (6x7x7)/Cube 0:
Measurement grid: dx=7.5mm, dy=7.5mm, dz=5mm
Reference Value = 26.072 V/m; Power Drift = 0.09 dB
Peak SAR (extrapolated) = 0.7450
SAR(1 g) = 0.583 mW/g; SAR(10 g) = 0.441 mW/g

Info: Interpolated medium parameters used for SAR evaluation.
Maximum value of SAR (measured) = 0.649 mW/g

This report shall NOT be reproduced except in full without the written consent of RIM Testing Services
Copyright 2005-2012, RIM Testing Services, a division of Research In Motion Limited

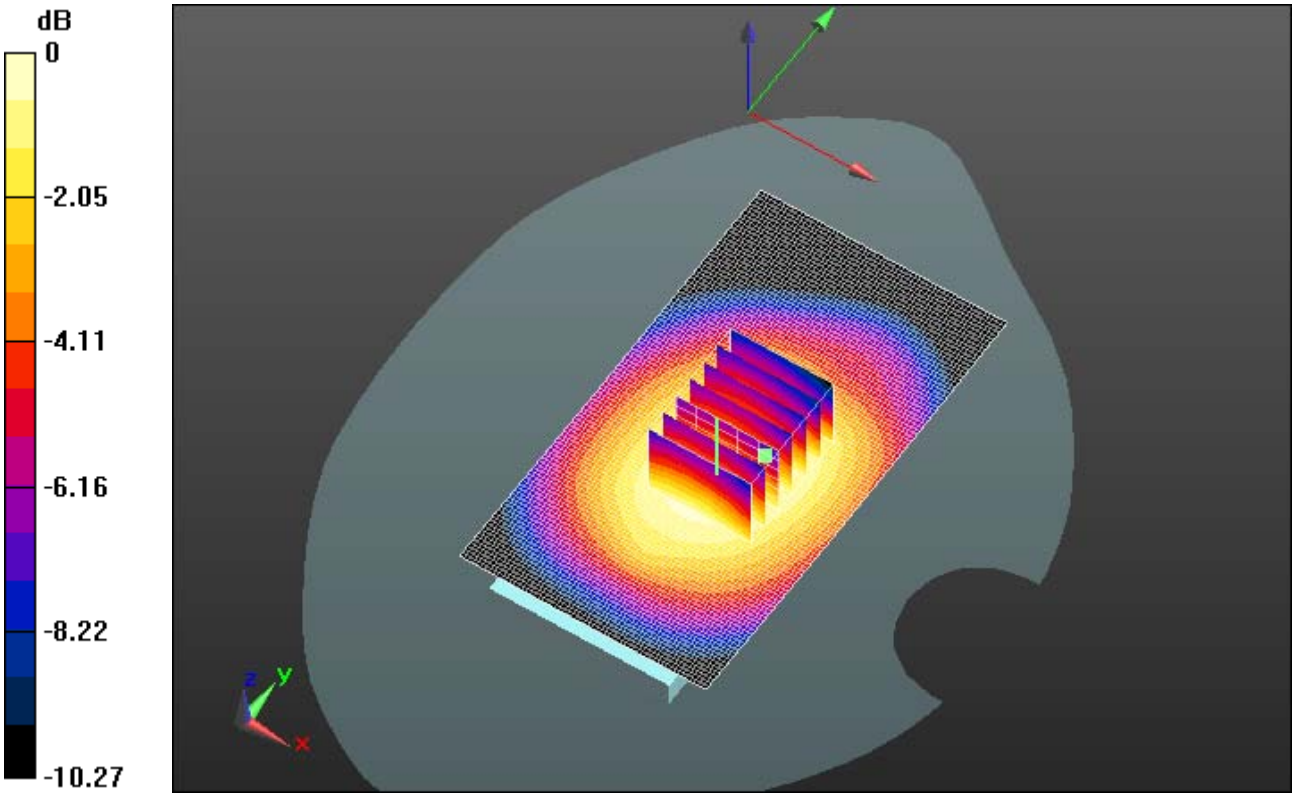

0 dB = 0.650mW/g = -3.74 dB mW/g

This report shall NOT be reproduced except in full without the written consent of RIM Testing Services
Copyright 2005-2012, RIM Testing Services, a division of Research In Motion Limited

Date/Time: 6/7/2012 2:53:48 PM

Test Laboratory: RIM Testing Services

15mm_Spacer_Front_GPRS850_mid_chan_amb_temp_23.0_liq_temp_21.4C

DUT: BlackBerry Smartphone; Type: Sample ; Serial: 2A20270D

Communication System: GPRS 850; Frequency: 836.8 MHz
Medium parameters used (interpolated): f = 836.8 MHz; σ = 0.979 mho/m; ε_r = 52.747; ρ = 1000 kg/m^3
Phantom section: Flat Section
Measurement Standard: DASY5 (IEEE/IEC/ANSI C63.19-2007)

DASY Configuration:

- Probe: ES3DV3 - SN3225; ConvF(6.07, 6.07, 6.07); Calibrated: 1/11/2012
- Sensor-Surface: 3mm (Mechanical Surface Detection), z = 2.0, 32.0
- Electronics: DAE3 Sn473; Calibrated: 1/13/2012
- Phantom: SAM 2; Type: SAM 4.0; Serial: 1080
- DASY52 52.8.0(692); SEMCAD X 14.6.4(4989)

Configuration/Touch position -/Area Scan (61x111x1): Measurement grid: dx=15mm, dy=15mm

Info: Interpolated medium parameters used for SAR evaluation.
Maximum value of SAR (interpolated) = 0.661 mW/g

Configuration/Touch position -/Zoom Scan (5x5x7) (5x5x7)/Cube 0:
Measurement grid: dx=7.5mm, dy=7.5mm, dz=5mm
Reference Value = 25.576 V/m; Power Drift = -0.30 dB
Peak SAR (extrapolated) = 0.7540
SAR(1 g) = 0.581 mW/g; SAR(10 g) = 0.438 mW/g

Info: Interpolated medium parameters used for SAR evaluation.
Maximum value of SAR (measured) = 0.641 mW/g

This report shall NOT be reproduced except in full without the written consent of RIM Testing Services
Copyright 2005-2012, RIM Testing Services, a division of Research In Motion Limited

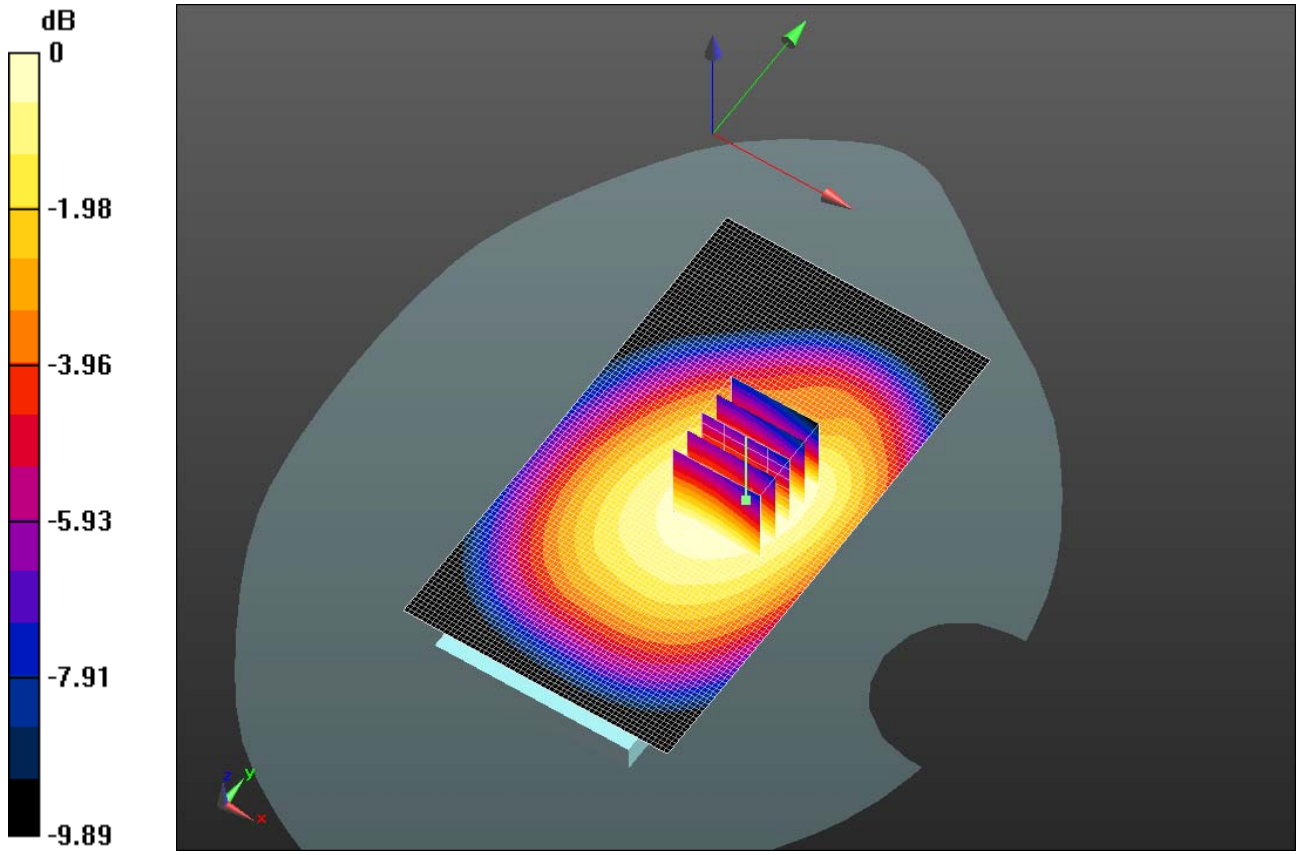

0 dB = 0.640mW/g = -3.88 dB mW/g

This report shall NOT be reproduced except in full without the written consent of RIM Testing Services
Copyright 2005-2012, RIM Testing Services, a division of Research In Motion Limited

Date/Time: 6/7/2012 3:31:59 PM

Test Laboratory: RIM Testing Services

Vertical_Holster_Back_GPRS850_mid_chan_amb_temp_23.1_liq_temp_21.7C

DUT: BlackBerry Smartphone; Type: Sample ; Serial: 2A20270D

Communication System: GPRS 850; Frequency: 836.8 MHz
Medium parameters used (interpolated): f = 836.8 MHz; σ = 0.979 mho/m; ε_r = 52.747; ρ = 1000 kg/m^3
Phantom section: Flat Section
Measurement Standard: DASY5 (IEEE/IEC/ANSI C63.19-2007)

DASY Configuration:

- Probe: ES3DV3 - SN3225; ConvF(6.07, 6.07, 6.07); Calibrated: 1/11/2012
- Sensor-Surface: 3mm (Mechanical Surface Detection), z = 2.0, 32.0
- Electronics: DAE3 Sn473; Calibrated: 1/13/2012
- Phantom: SAM 2; Type: SAM 4.0; Serial: 1080
- DASY52 52.8.0(692); SEMCAD X 14.6.4(4989)

Configuration/Touch position -/Area Scan (61x111x1): Measurement grid: dx=15mm, dy=15mm

Info: Interpolated medium parameters used for SAR evaluation.
Maximum value of SAR (interpolated) = 0.607 mW/g

Configuration/Touch position -/Zoom Scan (5x5x7) (5x5x7)/Cube 0:
Measurement grid: dx=7.5mm, dy=7.5mm, dz=5mm
Reference Value = 25.611 V/m; Power Drift = -0.13 dB
Peak SAR (extrapolated) = 0.6900
SAR(1 g) = 0.550 mW/g; SAR(10 g) = 0.420 mW/g

Info: Interpolated medium parameters used for SAR evaluation.
Maximum value of SAR (measured) = 0.601 mW/g

This report shall NOT be reproduced except in full without the written consent of RIM Testing Services
Copyright 2005-2012, RIM Testing Services, a division of Research In Motion Limited



0 dB = 0.600mW/g = -4.44 dB mW/g

This report shall NOT be reproduced except in full without the written consent of RIM Testing Services
Copyright 2005-2012, RIM Testing Services, a division of Research In Motion Limited

Date/Time: 6/7/2012 3:13:53 PM

Test Laboratory: RIM Testing Services

Vertical_Holster_Front_GPRS850_mid_chan_amb_temp_23.3_liq_temp_21.6C

DUT: BlackBerry Smartphone; Type: Sample ; Serial: 2A20270D

Communication System: GPRS 850; Frequency: 836.8 MHz
Medium parameters used (interpolated): f = 836.8 MHz; σ = 0.979 mho/m; ε_r = 52.747; ρ = 1000 kg/m^3
Phantom section: Flat Section
Measurement Standard: DASY5 (IEEE/IEC/ANSI C63.19-2007)

DASY Configuration:

- Probe: ES3DV3 - SN3225; ConvF(6.07, 6.07, 6.07); Calibrated: 1/11/2012
- Sensor-Surface: 3mm (Mechanical Surface Detection), z = 2.0, 32.0
- Electronics: DAE3 Sn473; Calibrated: 1/13/2012
- Phantom: SAM 2; Type: SAM 4.0; Serial: 1080
- DASY52 52.8.0(692); SEMCAD X 14.6.4(4989)

Configuration/Touch position -/Area Scan (61x111x1): Measurement grid: dx=15mm, dy=15mm

Info: Interpolated medium parameters used for SAR evaluation.
Maximum value of SAR (interpolated) = 0.644 mW/g

Configuration/Touch position -/Zoom Scan (5x5x7) (5x5x7)/Cube 0:
Measurement grid: dx=7.5mm, dy=7.5mm, dz=5mm
Reference Value = 26.487 V/m; Power Drift = -0.29 dB
Peak SAR (extrapolated) = 0.7080
SAR(1 g) = 0.573 mW/g; SAR(10 g) = 0.438 mW/g

Info: Interpolated medium parameters used for SAR evaluation.
Maximum value of SAR (measured) = 0.631 mW/g

This report shall NOT be reproduced except in full without the written consent of RIM Testing Services
Copyright 2005-2012, RIM Testing Services, a division of Research In Motion Limited

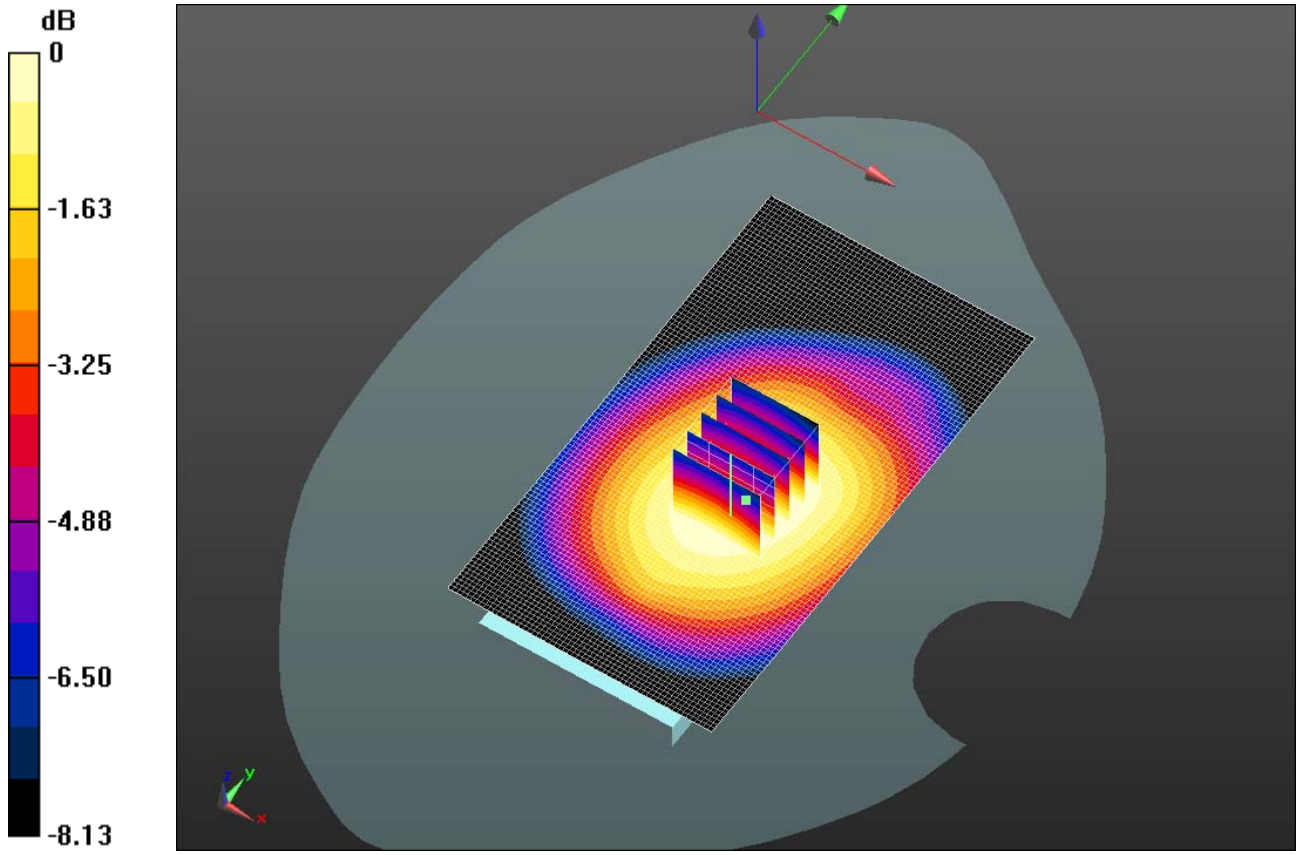

0 dB = 0.630mW/g = -4.01 dB mW/g

This report shall NOT be reproduced except in full without the written consent of RIM Testing Services
Copyright 2005-2012, RIM Testing Services, a division of Research In Motion Limited

Date/Time: 6/5/2012 11:46:10 PM

Test Laboratory: RIM Testing Services

15mm_Spacer_Back_UMTS_Band_V_mid_chan_amb_temp_23.4_liq_temp_21.3C

DUT: BlackBerry Smartphone; Type: Sample ; Serial: 2A20270D

Communication System: WCDMA FDD V; Frequency: 836.4 MHz
Medium parameters used (interpolated): f = 836.4 MHz; σ = 0.966 mho/m; ε_r = 53.137; ρ = 1000 kg/m^3
Phantom section: Flat Section
Measurement Standard: DASY5 (IEEE/IEC/ANSI C63.19-2007)

DASY Configuration:

- Probe: ES3DV3 - SN3225; ConvF(6.07, 6.07, 6.07); Calibrated: 1/11/2012
- Sensor-Surface: 3mm (Mechanical Surface Detection), z = 2.0, 32.0
- Electronics: DAE3 Sn473; Calibrated: 1/13/2012
- Phantom: SAM 2; Type: SAM 4.0; Serial: 1080
- DASY52 52.8.0(692); SEMCAD X 14.6.4(4989)

Configuration/Touch position -/Area Scan (61x111x1): Measurement grid: dx=15mm, dy=15mm

Info: Interpolated medium parameters used for SAR evaluation.
Maximum value of SAR (interpolated) = 0.761 mW/g

Configuration/Touch position -/Zoom Scan (5x5x7) (6x6x7)/Cube 0:
Measurement grid: dx=7.5mm, dy=7.5mm, dz=5mm
Reference Value = 26.275 V/m; Power Drift = 0.06 dB
Peak SAR (extrapolated) = 0.8860
SAR(1 g) = 0.687 mW/g; SAR(10 g) = 0.519 mW/g

Info: Interpolated medium parameters used for SAR evaluation.
Maximum value of SAR (measured) = 0.759 mW/g

This report shall NOT be reproduced except in full without the written consent of RIM Testing Services
Copyright 2005-2012, RIM Testing Services, a division of Research In Motion Limited

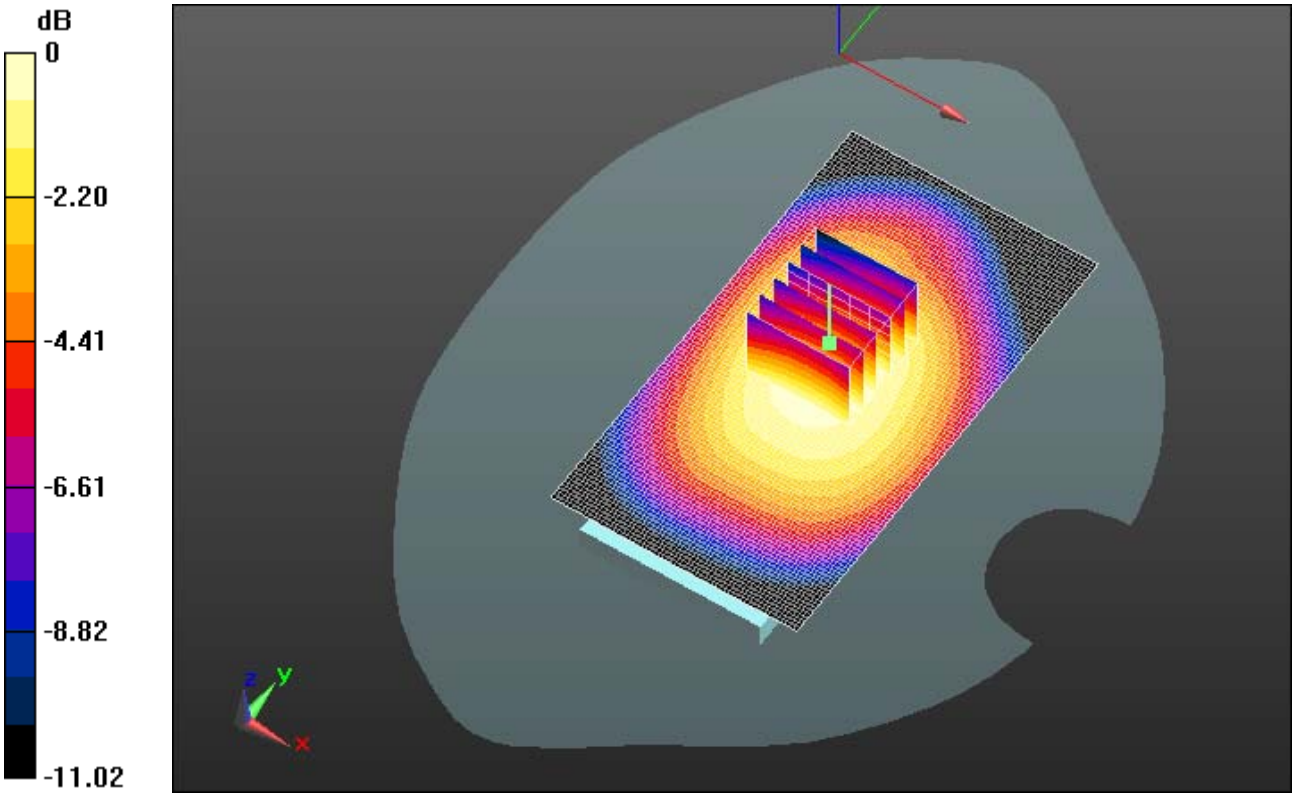

0 dB = 0.760mW/g = -2.38 dB mW/g

This report shall NOT be reproduced except in full without the written consent of RIM Testing Services
Copyright 2005-2012, RIM Testing Services, a division of Research In Motion Limited

Date/Time: 6/6/2012 12:09:10 AM

Test Laboratory: RIM Testing Services

15mm_Spacer_Front_UMTS_Band_V_mid_chan_amb_temp_23.0_liq_temp_21.3C

DUT: BlackBerry Smartphone; Type: Sample ; Serial: 2A20270D

Communication System: WCDMA FDD V; Frequency: 836.4 MHz
Medium parameters used (interpolated): f = 836.4 MHz; σ = 0.966 mho/m; ε_r = 53.137; ρ = 1000 kg/m^3
Phantom section: Flat Section
Measurement Standard: DASY5 (IEEE/IEC/ANSI C63.19-2007)

DASY Configuration:

- Probe: ES3DV3 - SN3225; ConvF(6.07, 6.07, 6.07); Calibrated: 1/11/2012
- Sensor-Surface: 3mm (Mechanical Surface Detection), z = 2.0, 32.0
- Electronics: DAE3 Sn473; Calibrated: 1/13/2012
- Phantom: SAM 2; Type: SAM 4.0; Serial: 1080
- DASY52 52.8.0(692); SEMCAD X 14.6.4(4989)

Configuration/Touch position -/Area Scan (61x111x1): Measurement grid: dx=15mm, dy=15mm

Info: Interpolated medium parameters used for SAR evaluation.
Maximum value of SAR (interpolated) = 0.767 mW/g

Configuration/Touch position -/Zoom Scan (5x5x7) (5x5x7)/Cube 0:
Measurement grid: dx=7.5mm, dy=7.5mm, dz=5mm
Reference Value = 26.931 V/m; Power Drift = 0.05 dB
Peak SAR (extrapolated) = 0.8900
SAR(1 g) = 0.703 mW/g; SAR(10 g) = 0.530 mW/g

Info: Interpolated medium parameters used for SAR evaluation.
Maximum value of SAR (measured) = 0.775 mW/g

This report shall NOT be reproduced except in full without the written consent of RIM Testing Services
Copyright 2005-2012, RIM Testing Services, a division of Research In Motion Limited

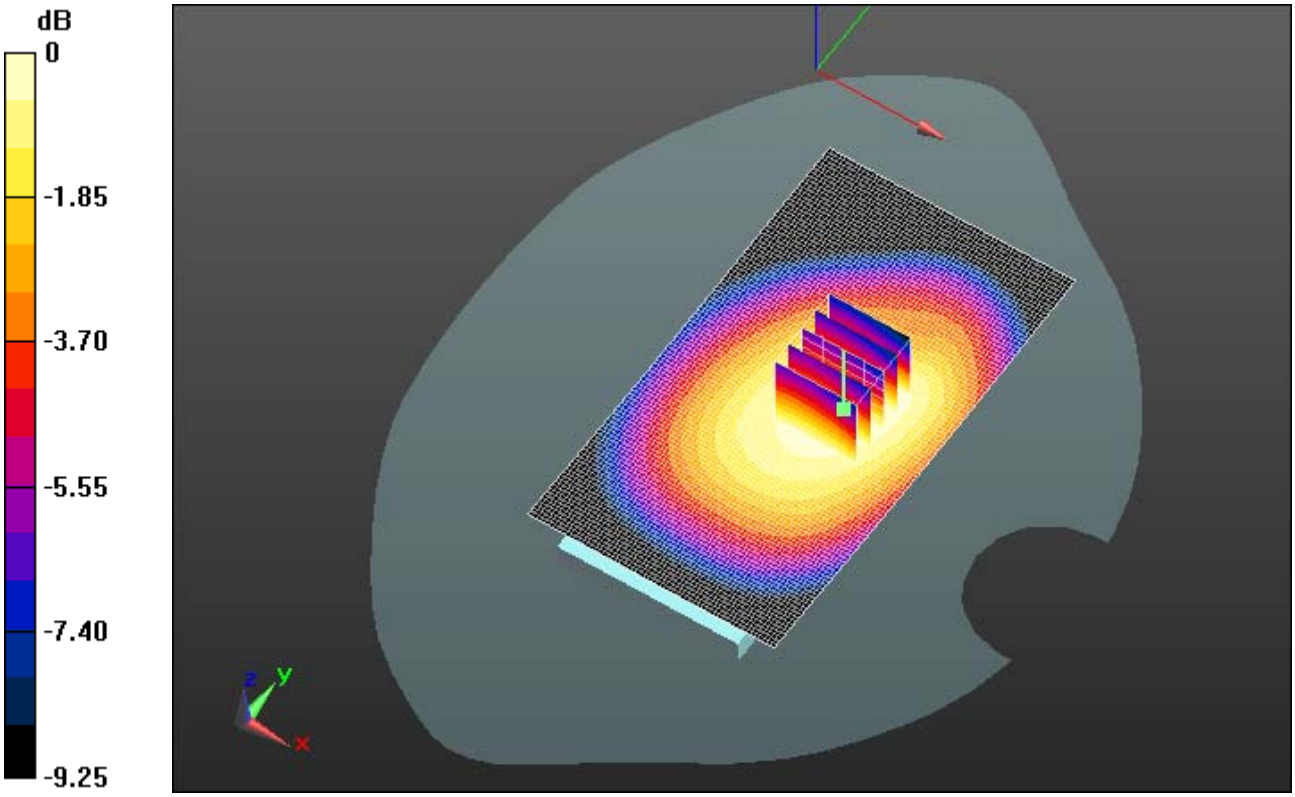

0 dB = 0.770mW/g = -2.27 dB mW/g

This report shall NOT be reproduced except in full without the written consent of RIM Testing Services
Copyright 2005-2012, RIM Testing Services, a division of Research In Motion Limited

Date/Time: 6/6/2012 1:44:12 AM

Test Laboratory: RIM Testing Services

Vertical_Holster_Front_UMTS_Band_V_mid_chan_amb_temp_23.3_liq_temp_21.3C

DUT: BlackBerry Smartphone; Type: Sample ; Serial: 2A20270D

Communication System: WCDMA FDD V; Frequency: 836.4 MHz
Medium parameters used (interpolated): f = 836.4 MHz; σ = 0.966 mho/m; ε_r = 53.137; ρ = 1000 kg/m^3
Phantom section: Flat Section
Measurement Standard: DASY5 (IEEE/IEC/ANSI C63.19-2007)

DASY Configuration:

- Probe: ES3DV3 - SN3225; ConvF(6.07, 6.07, 6.07); Calibrated: 1/11/2012
- Sensor-Surface: 3mm (Mechanical Surface Detection), z = 2.0, 32.0
- Electronics: DAE3 Sn473; Calibrated: 1/13/2012
- Phantom: SAM 2; Type: SAM 4.0; Serial: 1080
- DASY52 52.8.0(692); SEMCAD X 14.6.4(4989)

Configuration/Touch position -/Area Scan (61x111x1): Measurement grid: dx=15mm, dy=15mm

Info: Interpolated medium parameters used for SAR evaluation.
Maximum value of SAR (interpolated) = 0.746 mW/g

Configuration/Touch position -/Zoom Scan (5x5x7) (5x5x7)/Cube 0:
Measurement grid: dx=7.5mm, dy=7.5mm, dz=5mm
Reference Value = 28.294 V/m; Power Drift = -0.08 dB
Peak SAR (extrapolated) = 0.8270
SAR(1 g) = 0.673 mW/g; SAR(10 g) = 0.514 mW/g

Info: Interpolated medium parameters used for SAR evaluation.
Maximum value of SAR (measured) = 0.735 mW/g

This report shall NOT be reproduced except in full without the written consent of RIM Testing Services
Copyright 2005-2012, RIM Testing Services, a division of Research In Motion Limited

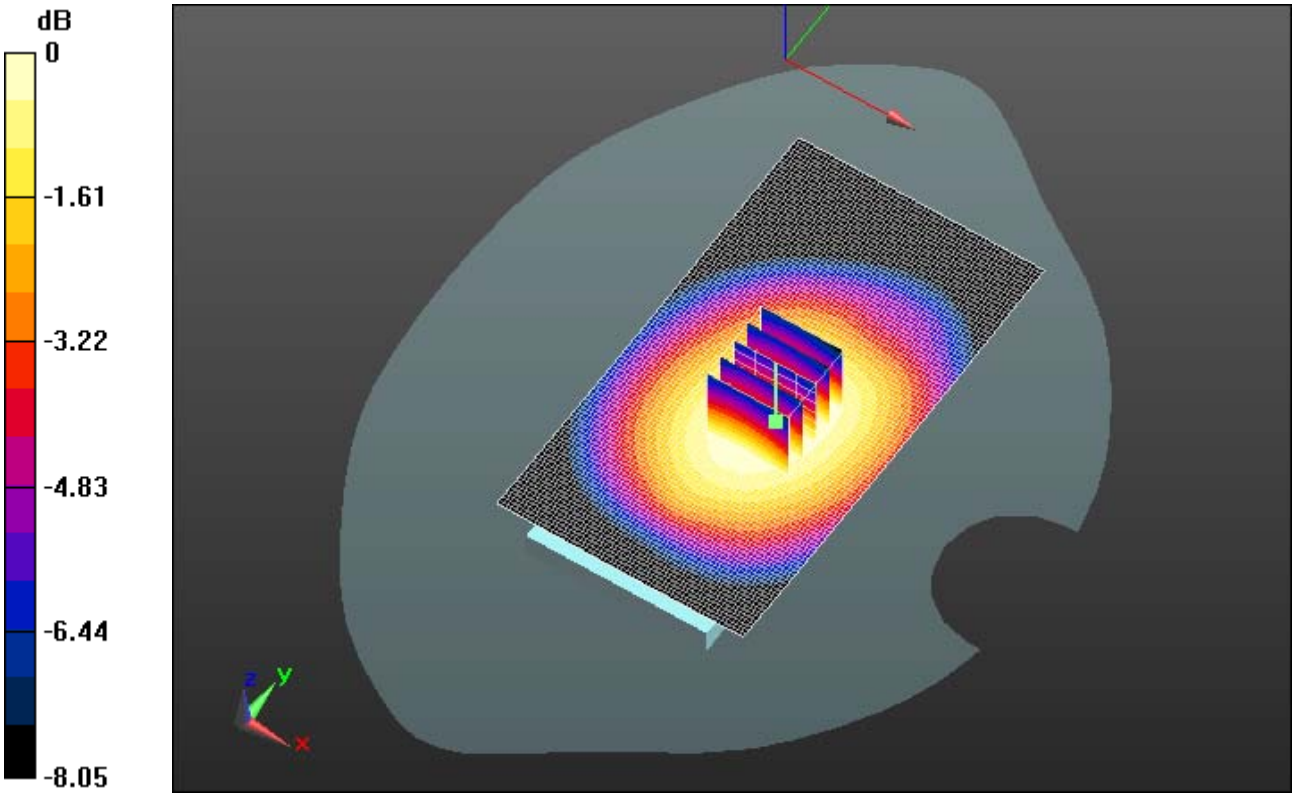

0 dB = 0.730mW/g = -2.73 dB mW/g

This report shall NOT be reproduced except in full without the written consent of RIM Testing Services
Copyright 2005-2012, RIM Testing Services, a division of Research In Motion Limited

Date/Time: 6/14/2012 6:45:36 AM

Test Laboratory: RIM Testing Services

15mm_Spacer_Back_LTE_4_low_chan_QPSK_RB_1_Offset_0_amb_temp_23.1_liq_temp_21.4C

DUT: BlackBerry Smartphone; Type: Sample; Serial: 2A211C01

Communication System: LTE; Frequency: 1720 MHz
Medium parameters used: f = 1720 MHz; σ = 1.495 mho/m; ε_r = 51.37; ρ = 1000 kg/m^3
Phantom section: Flat Section
Measurement Standard: DASY5 (IEEE/IEC/ANSI C63.19-2007)

DASY Configuration:

- Probe: ES3DV3 - SN3225; ConvF(4.92, 4.92, 4.92); Calibrated: 1/11/2012
- Sensor-Surface: 3mm (Mechanical Surface Detection), z = 2.0, 32.0
- Electronics: DAE3 Sn473; Calibrated: 1/13/2012
- Phantom: SAM 2; Type: SAM 4.0; Serial: 1080
- DASY52 52.8.0(692); SEMCAD X 14.6.4(4989)

Configuration/Touch position -/Area Scan (61x111x1): Measurement grid: dx=15mm, dy=15mm
Maximum value of SAR (interpolated) = 1.091 mW/g

Configuration/Touch position -/Zoom Scan (5x5x7) (6x6x7)/Cube 0:
Measurement grid: dx=7.5mm, dy=7.5mm, dz=5mm
Reference Value = 10.136 V/m; Power Drift = -0.002 dB
Peak SAR (extrapolated) = 1.3190
SAR(1 g) = 0.837 mW/g; SAR(10 g) = 0.534 mW/g
Maximum value of SAR (measured) = 0.987 mW/g

This report shall NOT be reproduced except in full without the written consent of RIM Testing Services
Copyright 2005-2012, RIM Testing Services, a division of Research In Motion Limited

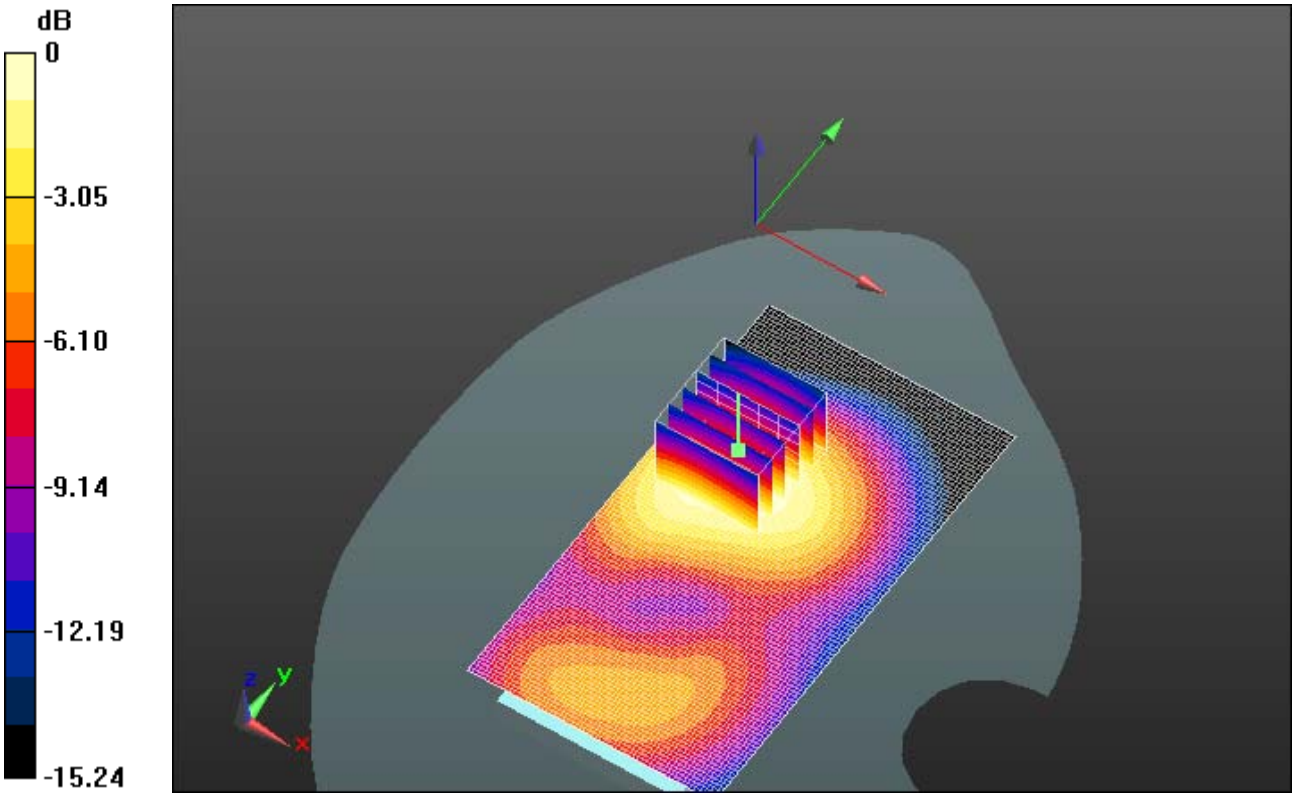

0 dB = 0.990mW/g = -0.09 dB mW/g

This report shall NOT be reproduced except in full without the written consent of RIM Testing Services
Copyright 2005-2012, RIM Testing Services, a division of Research In Motion Limited

Date/Time: 6/14/2012 6:26:47 AM

Test Laboratory: RIM Testing Services

15mm_Spacer_Back_LTE_4_mid_chan_QPSK_RB_1_Offset_0_amb_temp_23.3_liq_temp_21.4C

DUT: BlackBerry Smartphone; Type: Sample; Serial: 2A211C01

Communication System: LTE; Frequency: 1732.5 MHz
Medium parameters used (interpolated): f = 1732.5 MHz; σ = 1.51 mho/m; ε_r = 51.287; ρ = 1000 kg/m^3
Phantom section: Flat Section
Measurement Standard: DASY5 (IEEE/IEC/ANSI C63.19-2007)

DASY Configuration:

- Probe: ES3DV3 - SN3225; ConvF(4.92, 4.92, 4.92); Calibrated: 1/11/2012
- Sensor-Surface: 3mm (Mechanical Surface Detection), z = 2.0, 32.0
- Electronics: DAE3 Sn473; Calibrated: 1/13/2012
- Phantom: SAM 2; Type: SAM 4.0; Serial: 1080
- DASY52 52.8.0(692); SEMCAD X 14.6.4(4989)

Configuration/Touch position -/Area Scan (61x111x1): Measurement grid: dx=15mm, dy=15mm

Info: Interpolated medium parameters used for SAR evaluation.
Maximum value of SAR (interpolated) = 1.151 mW/g

Configuration/Touch position -/Zoom Scan (5x5x7) (6x6x7)/Cube 0:
Measurement grid: dx=7.5mm, dy=7.5mm, dz=5mm
Reference Value = 10.196 V/m; Power Drift = -0.10 dB
Peak SAR (extrapolated) = 1.3930
SAR(1 g) = 0.882 mW/g; SAR(10 g) = 0.565 mW/g

Info: Interpolated medium parameters used for SAR evaluation.
Maximum value of SAR (measured) = 1.039 mW/g

This report shall NOT be reproduced except in full without the written consent of RIM Testing Services
Copyright 2005-2012, RIM Testing Services, a division of Research In Motion Limited

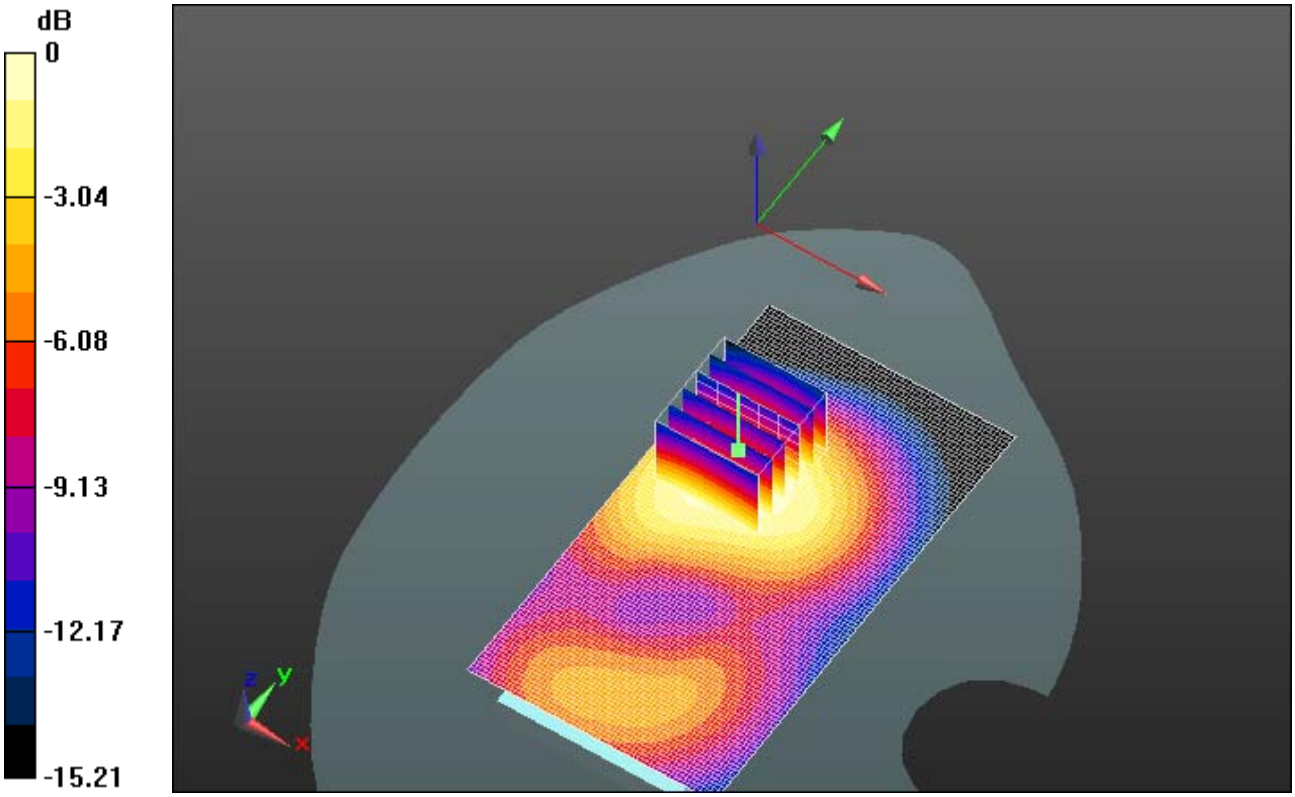

0 dB = 1.040mW/g = 0.34 dB mW/g

This report shall NOT be reproduced except in full without the written consent of RIM Testing Services
Copyright 2005-2012, RIM Testing Services, a division of Research In Motion Limited

Date/Time: 6/14/2012 7:04:03 AM

Test Laboratory: RIM Testing Services

15mm_Spacer_Back_LTE_4_high_chan_QPSK_RB_1_Offset_0_amb_temp_23.2liq_temp_21.4C

DUT: BlackBerry Smartphone; Type: Sample; Serial: 2A211C01

Communication System: LTE; Frequency: 1745 MHz
Medium parameters used: f = 1745 MHz; σ = 1.52 mho/m; ε_r = 51.238; ρ = 1000 kg/m^3
Phantom section: Flat Section
Measurement Standard: DASY5 (IEEE/IEC/ANSI C63.19-2007)

DASY Configuration:

- Probe: ES3DV3 - SN3225; ConvF(4.92, 4.92, 4.92); Calibrated: 1/11/2012
- Sensor-Surface: 3mm (Mechanical Surface Detection), z = 2.0, 32.0
- Electronics: DAE3 Sn473; Calibrated: 1/13/2012
- Phantom: SAM 2; Type: SAM 4.0; Serial: 1080
- DASY52 52.8.0(692); SEMCAD X 14.6.4(4989)

Configuration/Touch position -/Area Scan (61x111x1): Measurement grid: dx=15mm, dy=15mm
Maximum value of SAR (interpolated) = 1.032 mW/g

Configuration/Touch position -/Zoom Scan (5x5x7) (5x5x7)/Cube 0:
Measurement grid: dx=7.5mm, dy=7.5mm, dz=5mm
Reference Value = 9.858 V/m; Power Drift = 0.0058 dB
Peak SAR (extrapolated) = 1.2940
SAR(1 g) = 0.811 mW/g; SAR(10 g) = 0.507 mW/g
Maximum value of SAR (measured) = 0.963 mW/g

This report shall NOT be reproduced except in full without the written consent of RIM Testing Services
Copyright 2005-2012, RIM Testing Services, a division of Research In Motion Limited

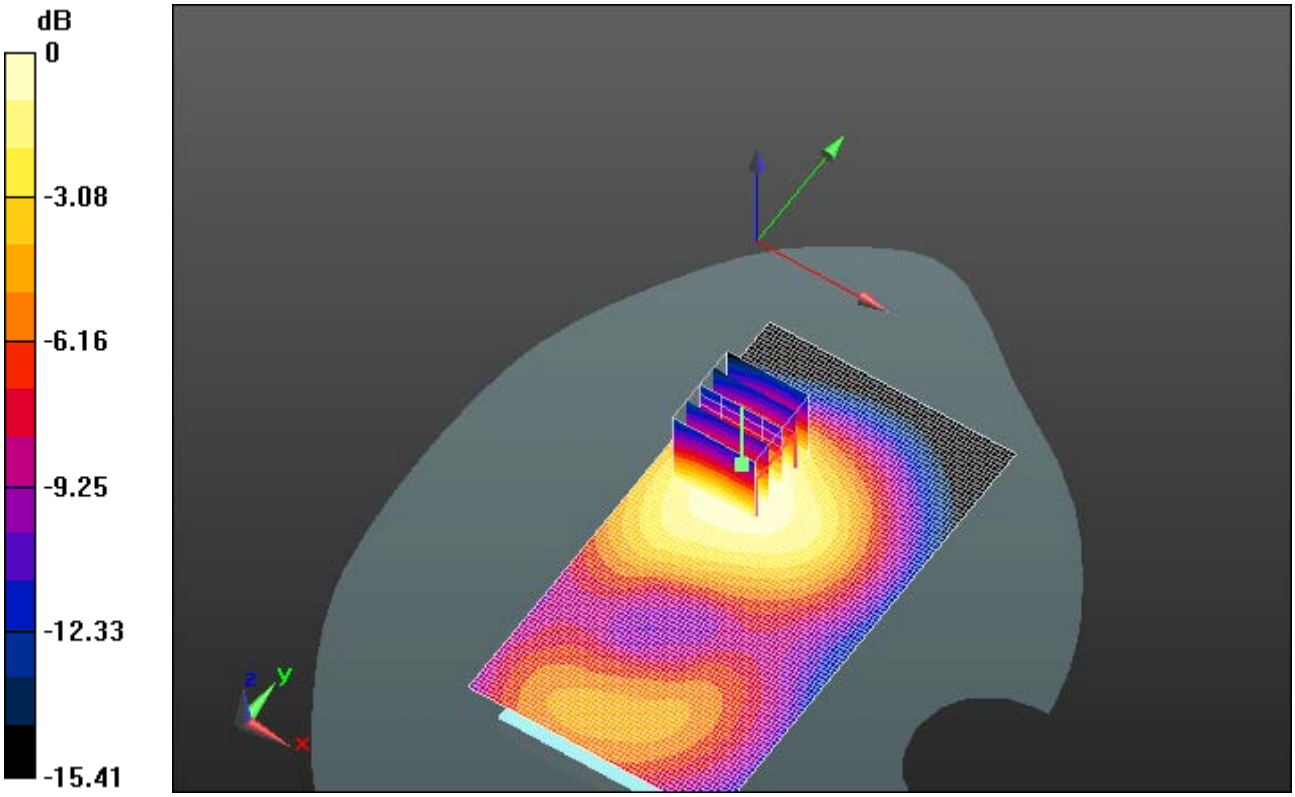

0 dB = 0.960mW/g = -0.35 dB mW/g

This report shall NOT be reproduced except in full without the written consent of RIM Testing Services
Copyright 2005-2012, RIM Testing Services, a division of Research In Motion Limited

Date/Time: 6/14/2012 7:21:33 AM

Test Laboratory: RIM Testing Services

Vertical_Holster_Back_LTE_4_mid_chan_QPSK_RB_1_Offset_0_amb_temp_23.3_liq_temp_21.4C

DUT: BlackBerry Smartphone; Type: Sample; Serial: 2A211C01

Communication System: LTE; Frequency: 1732.5 MHz
Medium parameters used (interpolated): f = 1732.5 MHz; σ = 1.51 mho/m; ε_r = 51.287; ρ = 1000 kg/m^3
Phantom section: Flat Section
Measurement Standard: DASY5 (IEEE/IEC/ANSI C63.19-2007)

DASY Configuration:

- Probe: ES3DV3 - SN3225; ConvF(4.92, 4.92, 4.92); Calibrated: 1/11/2012
- Sensor-Surface: 3mm (Mechanical Surface Detection), z = 2.0, 32.0
- Electronics: DAE3 Sn473; Calibrated: 1/13/2012
- Phantom: SAM 2; Type: SAM 4.0; Serial: 1080
- DASY52 52.8.0(692); SEMCAD X 14.6.4(4989)

Configuration/Touch position -/Area Scan (61x111x1): Measurement grid: dx=15mm, dy=15mm

Info: Interpolated medium parameters used for SAR evaluation.
Maximum value of SAR (interpolated) = 0.668 mW/g

Configuration/Touch position -/Zoom Scan (5x5x7) (6x6x7)/Cube 0:
Measurement grid: dx=7.5mm, dy=7.5mm, dz=5mm
Reference Value = 8.637 V/m; Power Drift = 0.13 dB
Peak SAR (extrapolated) = 0.8010
SAR(1 g) = 0.530 mW/g; SAR(10 g) = 0.354 mW/g

Info: Interpolated medium parameters used for SAR evaluation.
Maximum value of SAR (measured) = 0.613 mW/g

This report shall NOT be reproduced except in full without the written consent of RIM Testing Services
Copyright 2005-2012, RIM Testing Services, a division of Research In Motion Limited

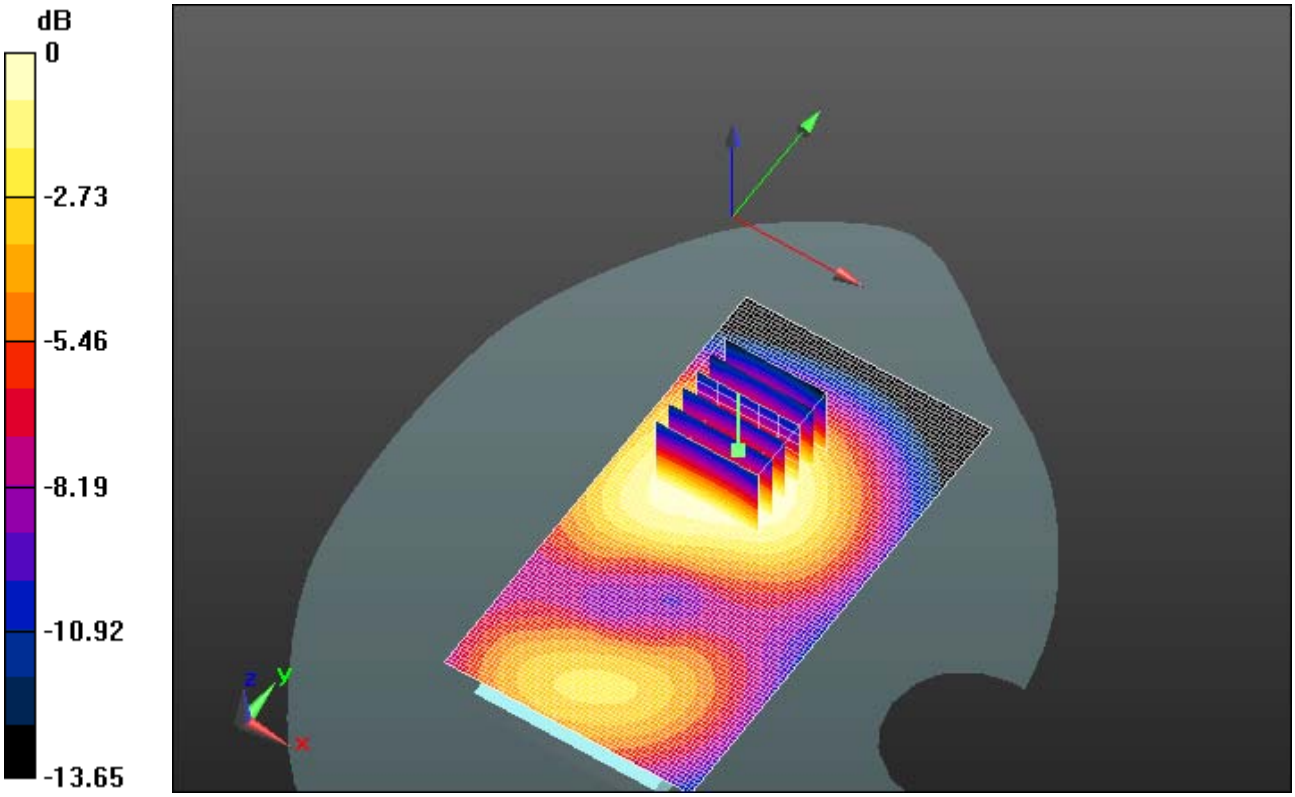

0 dB = 0.610mW/g = -4.29 dB mW/g

This report shall NOT be reproduced except in full without the written consent of RIM Testing Services
Copyright 2005-2012, RIM Testing Services, a division of Research In Motion Limited

Date/Time: 6/14/2012 7:43:34 AM

Test Laboratory: RIM Testing Services

Vertical_Holster_Front_LTE_4_mid_chan_QPSK_RB_1_Offset_0_amb_temp_23.5_liq_temp_21.4C

DUT: BlackBerry Smartphone; Type: Sample; Serial: 2A211C01

Communication System: LTE; Frequency: 1732.5 MHz
Medium parameters used (interpolated): f = 1732.5 MHz; σ = 1.51 mho/m; ε_r = 51.287; ρ = 1000 kg/m^3
Phantom section: Flat Section
Measurement Standard: DASY5 (IEEE/IEC/ANSI C63.19-2007)

DASY Configuration:

- Probe: ES3DV3 - SN3225; ConvF(4.92, 4.92, 4.92); Calibrated: 1/11/2012
- Sensor-Surface: 3mm (Mechanical Surface Detection), z = 2.0, 32.0
- Electronics: DAE3 Sn473; Calibrated: 1/13/2012
- Phantom: SAM 2; Type: SAM 4.0; Serial: 1080
- DASY52 52.8.0(692); SEMCAD X 14.6.4(4989)

Configuration/Touch position -/Area Scan (61x111x1): Measurement grid: dx=15mm, dy=15mm

Info: Interpolated medium parameters used for SAR evaluation.
Maximum value of SAR (interpolated) = 0.506 mW/g

Configuration/Touch position -/Zoom Scan (5x5x7) (5x5x7)/Cube 0:
Measurement grid: dx=7.5mm, dy=7.5mm, dz=5mm
Reference Value = 9.044 V/m; Power Drift = -0.12 dB
Peak SAR (extrapolated) = 0.6420
SAR(1 g) = 0.431 mW/g; SAR(10 g) = 0.284 mW/g

Info: Interpolated medium parameters used for SAR evaluation.
Maximum value of SAR (measured) = 0.503 mW/g

This report shall NOT be reproduced except in full without the written consent of RIM Testing Services
Copyright 2005-2012, RIM Testing Services, a division of Research In Motion Limited

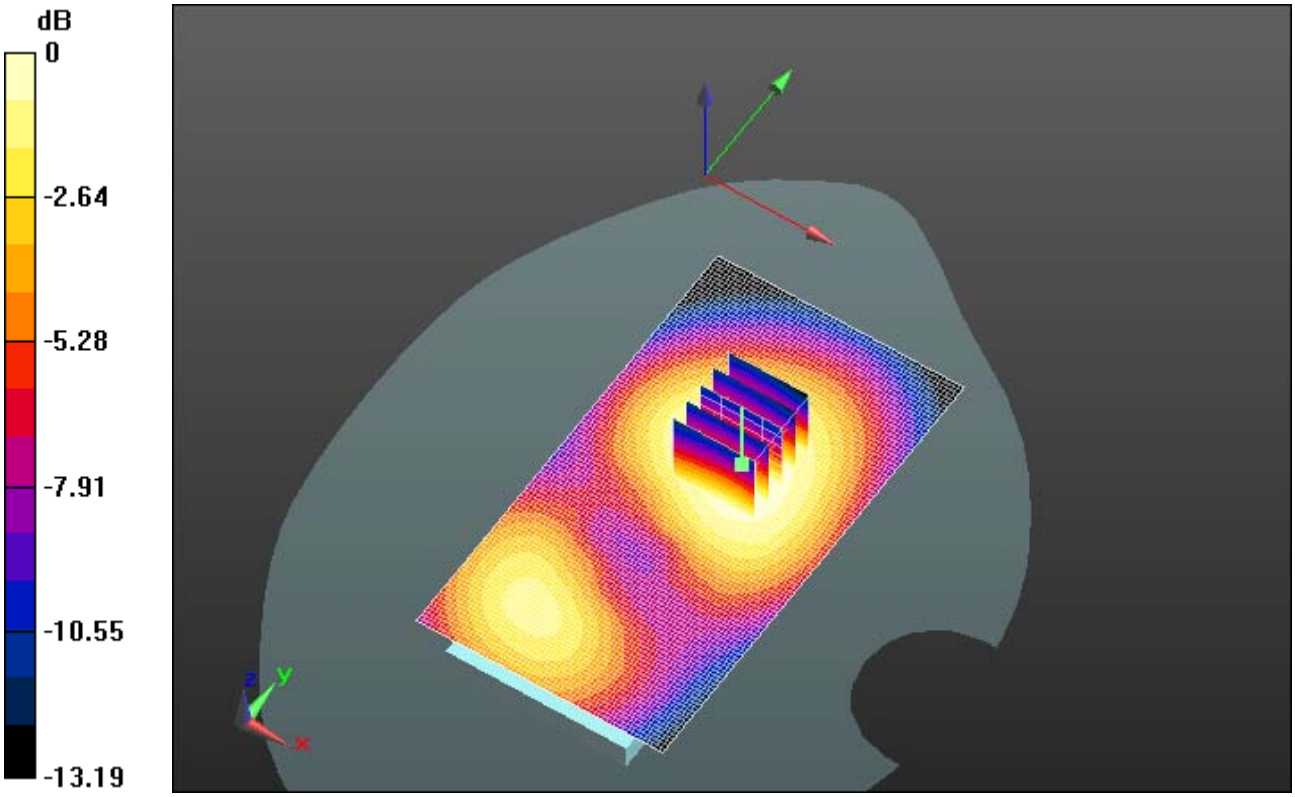

0 dB = 0.500mW/g = -6.02 dB mW/g

This report shall NOT be reproduced except in full without the written consent of RIM Testing Services
Copyright 2005-2012, RIM Testing Services, a division of Research In Motion Limited

Date/Time: 10/26/2012 9:49:30 AM

Test Laboratory: RIM Testing Services

15mm_Spacer_Back_LTE_4_mid_chan_QPSK_RB_1_Offset_0_amb_temp_22.9_liq_temp_21.8C

DUT: BlackBerry Smartphone; Type: Sample; Serial: 2A8C7018

Communication System: LTE; Frequency: 1732.5 MHz
Medium parameters used (interpolated): f = 1732.5 MHz; σ = 1.503 mho/m; ε_r = 51.292; ρ = 1000 kg/m^3
Phantom section: Flat Section
Measurement Standard: DASY5 (IEEE/IEC/ANSI C63.19-2007)

DASY Configuration:

- Probe: ES3DV3 - SN3225; ConvF(4.92, 4.92, 4.92); Calibrated: 1/11/2012
- Sensor-Surface: 3mm (Mechanical Surface Detection), z = 2.0, 32.0
- Electronics: DAE3 Sn473; Calibrated: 1/13/2012
- Phantom: SAM 2; Type: SAM 4.0; Serial: 1080
- DASY52 52.8.0(692); SEMCAD X 14.6.4(4989)

Configuration/Touch position -/Area Scan (61x111x1): Measurement grid: dx=15mm, dy=15mm

Info: Interpolated medium parameters used for SAR evaluation.
Maximum value of SAR (interpolated) = 1.183 mW/g

Configuration/Touch position -/Zoom Scan (5x5x7) (5x5x7)/Cube 0:
Measurement grid: dx=7.5mm, dy=7.5mm, dz=5mm
Reference Value = 10.089 V/m; Power Drift = -0.10 dB
Peak SAR (extrapolated) = 1.5100
SAR(1 g) = 0.950 mW/g; SAR(10 g) = 0.613 mW/g

Info: Interpolated medium parameters used for SAR evaluation.
Maximum value of SAR (measured) = 1.116 mW/g

This report shall NOT be reproduced except in full without the written consent of RIM Testing Services
Copyright 2005-2012, RIM Testing Services, a division of Research In Motion Limited

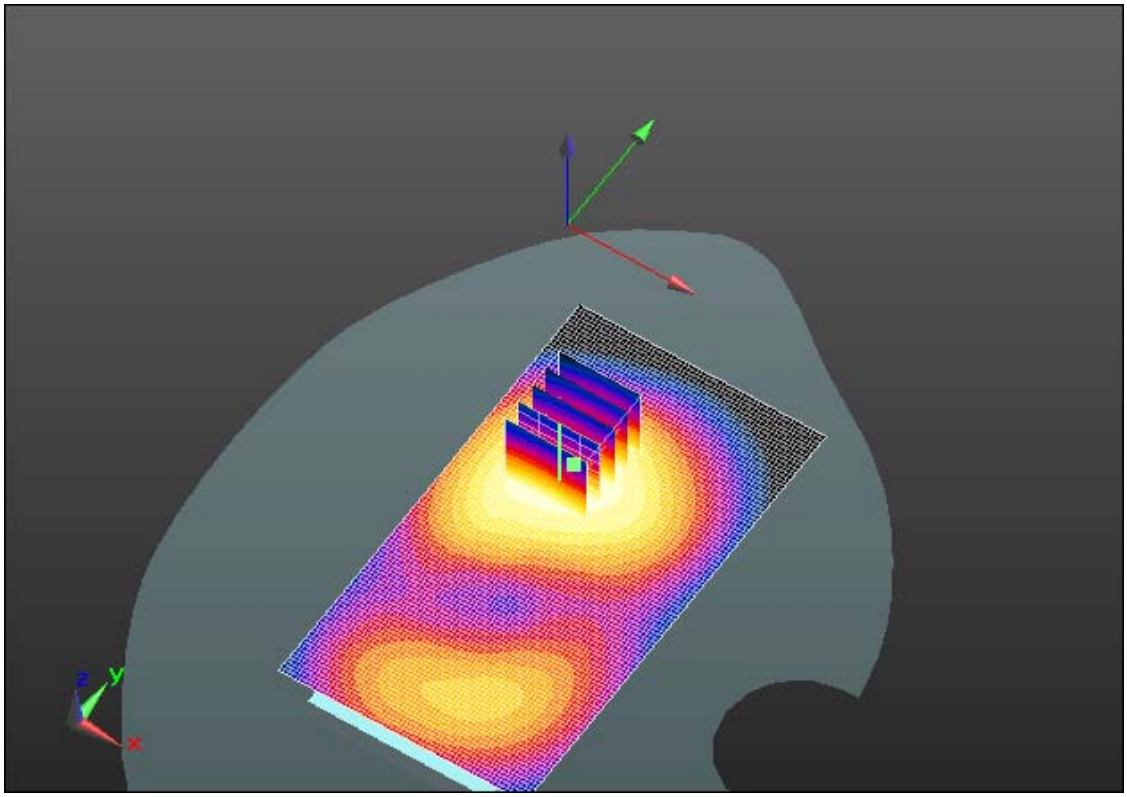

0 dB = 1.120mW/g = 0.98 dB mW/g

This report shall NOT be reproduced except in full without the written consent of RIM Testing Services
Copyright 2005-2012, RIM Testing Services, a division of Research In Motion Limited

Date/Time: 6/11/2012 9:57:59 PM

Test Laboratory: RIM Testing Services

15mm_Spacer_Back_LTE_2_mid_chan_QPSK_RB_1_Offset_0_amb_temp_22.9_liq_temp_21.4C

DUT: BlackBerry Smartphone; Type: Sample; Serial: 2A211C01

Communication System: LTE; Frequency: 1880 MHz
Medium parameters used: f = 1880 MHz; σ = 1.523 mho/m; ε_r = 50.843; ρ = 1000 kg/m^3
Phantom section: Flat Section
Measurement Standard: DASY5 (IEEE/IEC/ANSI C63.19-2007)

DASY Configuration:

- Probe: ES3DV3 - SN3225; ConvF(4.92, 4.92, 4.92); Calibrated: 1/11/2012
- Sensor-Surface: 3mm (Mechanical Surface Detection), z = 2.0, 32.0
- Electronics: DAE3 Sn473; Calibrated: 1/13/2012
- Phantom: SAM 2; Type: SAM 4.0; Serial: 1080
- DASY52 52.8.0(692); SEMCAD X 14.6.4(4989)

Configuration/Touch position -/Area Scan (61x111x1): Measurement grid: dx=15mm, dy=15mm
Maximum value of SAR (interpolated) = 0.713 mW/g

Configuration/Touch position -/Zoom Scan (5x5x7) (5x5x7)/Cube 0:
Measurement grid: dx=7.5mm, dy=7.5mm, dz=5mm
Reference Value = 8.416 V/m; Power Drift = -0.02 dB
Peak SAR (extrapolated) = 0.9120
SAR(1 g) = 0.565 mW/g; SAR(10 g) = 0.328 mW/g
Maximum value of SAR (measured) = 0.680 mW/g

This report shall NOT be reproduced except in full without the written consent of RIM Testing Services
Copyright 2005-2012, RIM Testing Services, a division of Research In Motion Limited

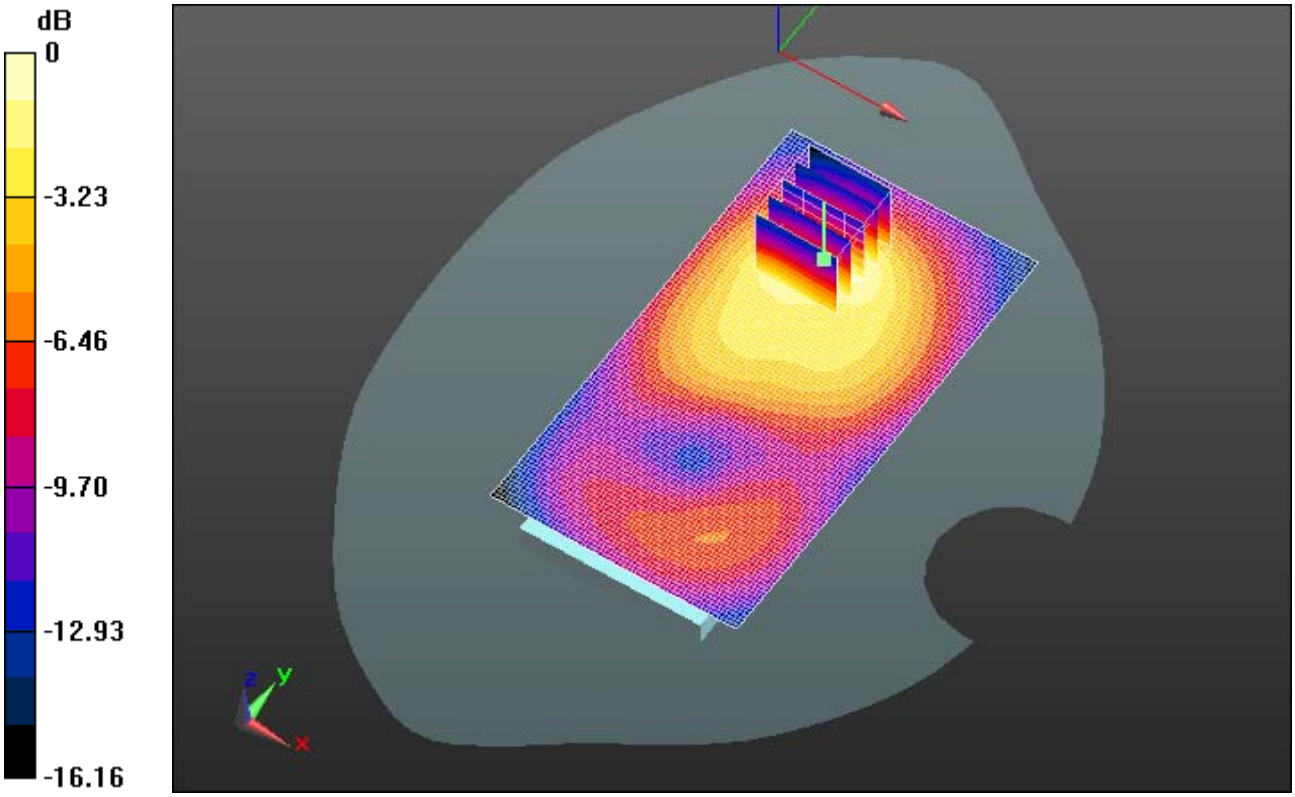

0 dB = 0.680mW/g = -3.35 dB mW/g

This report shall NOT be reproduced except in full without the written consent of RIM Testing Services
Copyright 2005-2012, RIM Testing Services, a division of Research In Motion Limited

Date/Time: 6/11/2012 10:48:13 PM

Test Laboratory: RIM Testing Services

Vertical_Holster_Back_LTE_2_mid_chan_QPSK_RB_1_Offset_0_amb_temp_22.9_liq_temp_21.4C

DUT: BlackBerry Smartphone; Type: Sample; Serial: 2A211C01

Communication System: LTE; Frequency: 1880 MHz
Medium parameters used: f = 1880 MHz; σ = 1.523 mho/m; ε_r = 50.843; ρ = 1000 kg/m^3
Phantom section: Flat Section
Measurement Standard: DASY5 (IEEE/IEC/ANSI C63.19-2007)

DASY Configuration:

- Probe: ES3DV3 - SN3225; ConvF(4.92, 4.92, 4.92); Calibrated: 1/11/2012
- Sensor-Surface: 3mm (Mechanical Surface Detection), z = 2.0, 32.0
- Electronics: DAE3 Sn473; Calibrated: 1/13/2012
- Phantom: SAM 2; Type: SAM 4.0; Serial: 1080
- DASY52 52.8.0(692); SEMCAD X 14.6.4(4989)

Configuration/Touch position -/Area Scan (61x111x1): Measurement grid: dx=15mm, dy=15mm
Maximum value of SAR (interpolated) = 0.499 mW/g

Configuration/Touch position -/Zoom Scan (5x5x7) (5x5x7)/Cube 0:
Measurement grid: dx=7.5mm, dy=7.5mm, dz=5mm
Reference Value = 7.449 V/m; Power Drift = -0.13 dB
Peak SAR (extrapolated) = 0.6350
SAR(1 g) = 0.394 mW/g; SAR(10 g) = 0.235 mW/g
Maximum value of SAR (measured) = 0.473 mW/g

This report shall NOT be reproduced except in full without the written consent of RIM Testing Services
Copyright 2005-2012, RIM Testing Services, a division of Research In Motion Limited

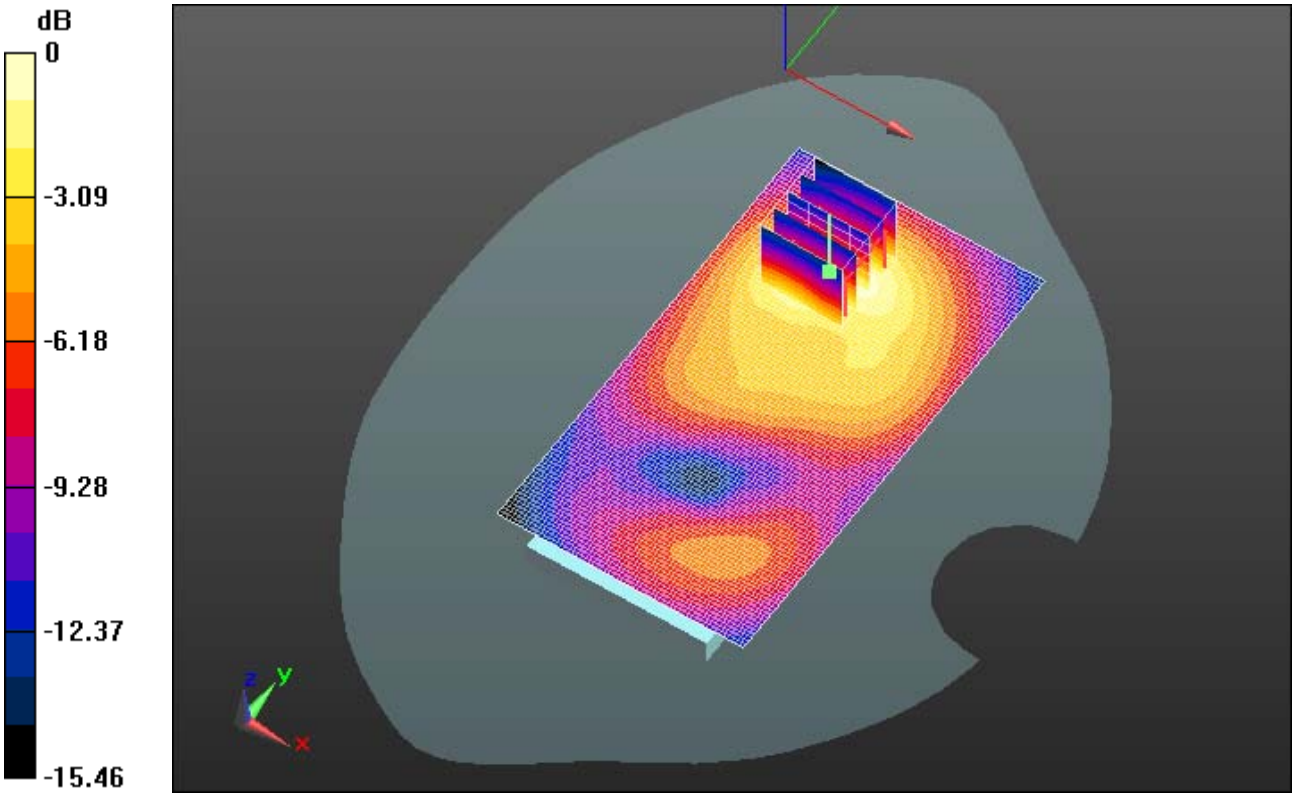

0 dB = 0.470mW/g = -6.56 dB mW/g

This report shall NOT be reproduced except in full without the written consent of RIM Testing Services
Copyright 2005-2012, RIM Testing Services, a division of Research In Motion Limited

Date/Time: 6/11/2012 11:16:50 PM

Test Laboratory: RIM Testing Services

Vertical_Holster_Front_LTE_2_mid_chan_QPSK_RB_1_Offset_0_amb_temp_22.9_liq_temp_21.4C

DUT: BlackBerry Smartphone; Type: Sample; Serial: 2A211C01

Communication System: LTE; Frequency: 1880 MHz
Medium parameters used: f = 1880 MHz; σ = 1.523 mho/m; ε_r = 50.843; ρ = 1000 kg/m^3
Phantom section: Flat Section
Measurement Standard: DASY5 (IEEE/IEC/ANSI C63.19-2007)

DASY Configuration:

- Probe: ES3DV3 - SN3225; ConvF(4.92, 4.92, 4.92); Calibrated: 1/11/2012
- Sensor-Surface: 3mm (Mechanical Surface Detection), z = 2.0, 32.0
- Electronics: DAE3 Sn473; Calibrated: 1/13/2012
- Phantom: SAM 2; Type: SAM 4.0; Serial: 1080
- DASY52 52.8.0(692); SEMCAD X 14.6.4(4989)

Configuration/Touch position -/Area Scan (61x111x1): Measurement grid: dx=15mm, dy=15mm
Maximum value of SAR (interpolated) = 0.284 mW/g

Configuration/Touch position -/Zoom Scan (5x5x7) (5x5x7)/Cube 0:
Measurement grid: dx=7.5mm, dy=7.5mm, dz=5mm
Reference Value = 6.348 V/m; Power Drift = -0.10 dB
Peak SAR (extrapolated) = 0.3630
SAR(1 g) = 0.240 mW/g; SAR(10 g) = 0.149 mW/g
Maximum value of SAR (measured) = 0.284 mW/g

This report shall NOT be reproduced except in full without the written consent of RIM Testing Services
Copyright 2005-2012, RIM Testing Services, a division of Research In Motion Limited

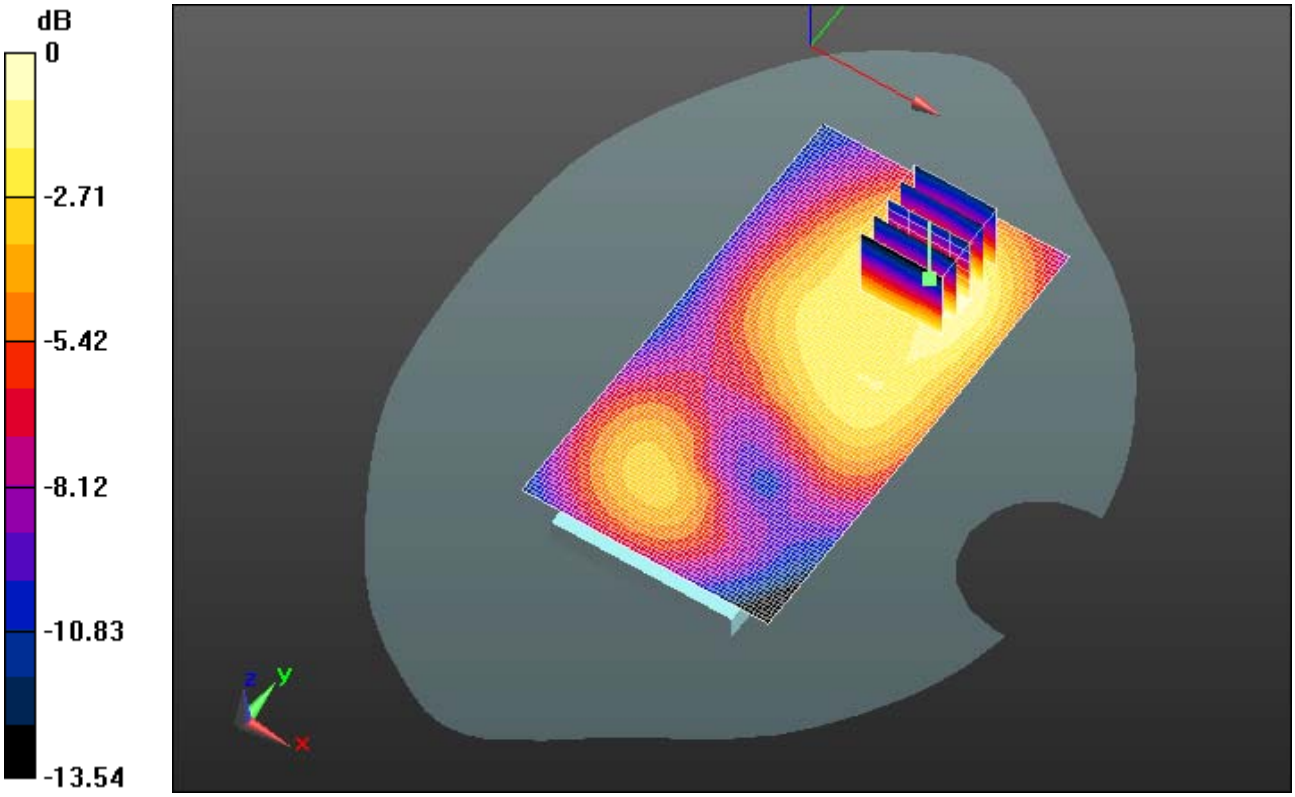

0 dB = 0.280mW/g = -11.06 dB mW/g

This report shall NOT be reproduced except in full without the written consent of RIM Testing Services
Copyright 2005-2012, RIM Testing Services, a division of Research In Motion Limited

Date/Time: 9/27/2012 4:17:47 PM

Test Laboratory: RIM Testing Services

15mm_Spacer_Back_LTE_2_mid_chan_QPSK_RB_1_Offset_0_amb_temp_23.6_liq_temp_22.6C

DUT: BlackBerry Smartphone; Type: Sample; Serial: 2A8C7018

Communication System: LTE ; Frequency: 1880 MHz
Medium parameters used: f = 1880 MHz; σ = 1.568 mho/m; ε_r = 51.052; ρ = 1000 kg/m^3
Phantom section: Flat Section
Measurement Standard: DASY5 (IEEE/IEC/ANSI C63.19-2007)

DASY Configuration:

- Probe: ES3DV3 - SN3225; ConvF(4.92, 4.92, 4.92); Calibrated: 1/11/2012
- Sensor-Surface: 3mm (Mechanical Surface Detection), z = 2.0, 32.0
- Electronics: DAE3 Sn473; Calibrated: 1/13/2012
- Phantom: SAM 2; Type: SAM 4.0; Serial: 1080
- DASY52 52.8.0(692); SEMCAD X 14.6.4(4989)

Configuration/Touch position -/Area Scan (61x111x1): Measurement grid: dx=15mm, dy=15mm
Maximum value of SAR (interpolated) = 0.877 mW/g

Configuration/Touch position -/Zoom Scan (5x5x7) (5x5x7)/Cube 0:
Measurement grid: dx=7.5mm, dy=7.5mm, dz=5mm
Reference Value = 10.059 V/m; Power Drift = 0.05 dB
Peak SAR (extrapolated) = 1.2620
SAR(1 g) = 0.766 mW/g; SAR(10 g) = 0.440 mW/g
Maximum value of SAR (measured) = 0.926 mW/g

This report shall NOT be reproduced except in full without the written consent of RIM Testing Services
Copyright 2005-2012, RIM Testing Services, a division of Research In Motion Limited

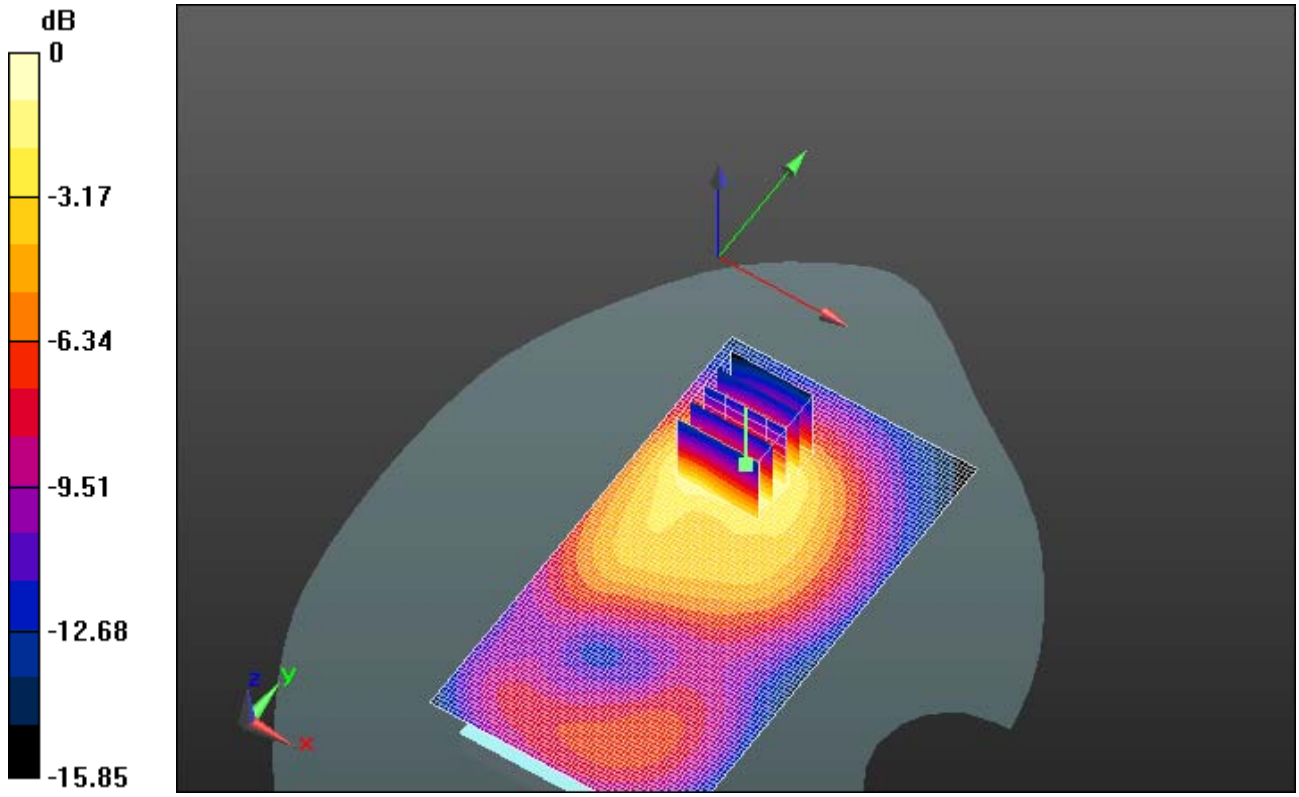

0 dB = 0.930mW/g = -0.63 dB mW/g

This report shall NOT be reproduced except in full without the written consent of RIM Testing Services
Copyright 2005-2012, RIM Testing Services, a division of Research In Motion Limited

Date/Time: 6/13/2012 3:47:47 AM

Test Laboratory: RIM Testing Services

15mm_Spacer_Back_GPRS1900_mid_chan_amb_temp_22.6_liq_temp_21.5C

DUT: BlackBerry Smartphone; Type: Sample ; Serial: 2A211C01

Communication System: GPRS 1900; Frequency: 1880 MHz
Medium parameters used: f = 1880 MHz; σ = 1.54 mho/m; ε_r = 50.837; ρ = 1000 kg/m^3
Phantom section: Flat Section
Measurement Standard: DASY5 (IEEE/IEC/ANSI C63.19-2007)

DASY Configuration:

- Probe: ES3DV3 - SN3225; ConvF(4.92, 4.92, 4.92); Calibrated: 1/11/2012
- Sensor-Surface: 3mm (Mechanical Surface Detection), z = 2.0, 32.0
- Electronics: DAE3 Sn473; Calibrated: 1/13/2012
- Phantom: SAM 2; Type: SAM 4.0; Serial: 1080
- DASY52 52.8.0(692); SEMCAD X 14.6.4(4989)

Configuration/Touch position -/Area Scan (61x111x1): Measurement grid: dx=15mm, dy=15mm
Maximum value of SAR (interpolated) = 0.627 mW/g

Configuration/Touch position -/Zoom Scan (5x5x7) (5x5x7)/Cube 0:
Measurement grid: dx=7.5mm, dy=7.5mm, dz=5mm
Reference Value = 9.597 V/m; Power Drift = -0.06 dB
Peak SAR (extrapolated) = 0.8490
SAR(1 g) = 0.491 mW/g; SAR(10 g) = 0.270 mW/g
Maximum value of SAR (measured) = 0.615 mW/g

This report shall NOT be reproduced except in full without the written consent of RIM Testing Services
Copyright 2005-2012, RIM Testing Services, a division of Research In Motion Limited

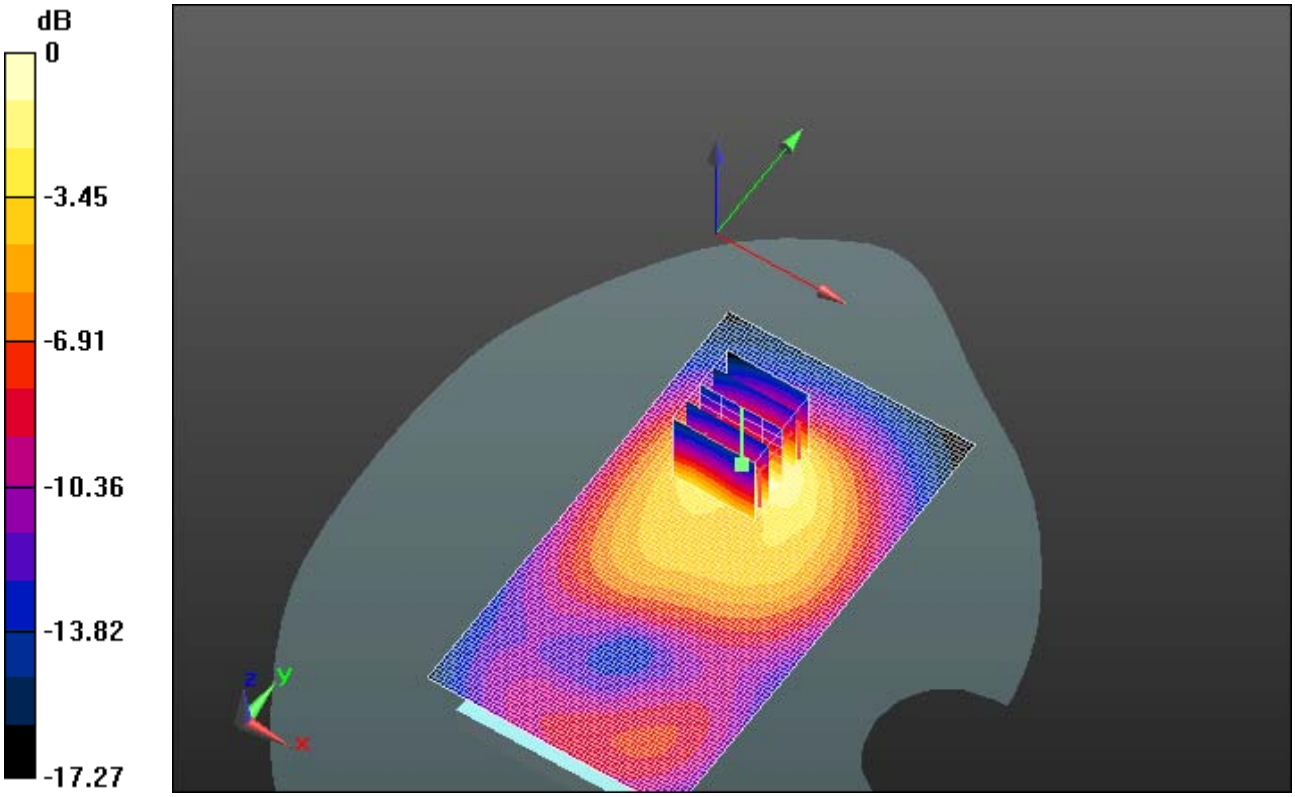

0 dB = 0.610mW/g = -4.29 dB mW/g

This report shall NOT be reproduced except in full without the written consent of RIM Testing Services
Copyright 2005-2012, RIM Testing Services, a division of Research In Motion Limited

Date/Time: 6/13/2012 5:04:34 AM

Test Laboratory: RIM Testing Services

Vertical_Holster_Back_GPRS1900_mid_chan_amb_temp_22.5_liq_temp_21.5C

DUT: BlackBerry Smartphone; Type: Sample ; Serial: 2A211C01

Communication System: GPRS 1900; Frequency: 1880 MHz
Medium parameters used: f = 1880 MHz; σ = 1.54 mho/m; ε_r = 50.837; ρ = 1000 kg/m^3
Phantom section: Flat Section
Measurement Standard: DASY5 (IEEE/IEC/ANSI C63.19-2007)

DASY Configuration:

- Probe: ES3DV3 - SN3225; ConvF(4.92, 4.92, 4.92); Calibrated: 1/11/2012
- Sensor-Surface: 3mm (Mechanical Surface Detection), z = 2.0, 32.0
- Electronics: DAE3 Sn473; Calibrated: 1/13/2012
- Phantom: SAM 2; Type: SAM 4.0; Serial: 1080
- DASY52 52.8.0(692); SEMCAD X 14.6.4(4989)

Configuration/Touch position -/Area Scan (61x111x1): Measurement grid: dx=15mm, dy=15mm
Maximum value of SAR (interpolated) = 0.343 mW/g

Configuration/Touch position -/Zoom Scan (5x5x7) (5x5x7)/Cube 0:
Measurement grid: dx=7.5mm, dy=7.5mm, dz=5mm
Reference Value = 9.864 V/m; Power Drift = -0.02 dB
Peak SAR (extrapolated) = 0.4500
SAR(1 g) = 0.279 mW/g; SAR(10 g) = 0.164 mW/g
Maximum value of SAR (measured) = 0.339 mW/g

This report shall NOT be reproduced except in full without the written consent of RIM Testing Services
Copyright 2005-2012, RIM Testing Services, a division of Research In Motion Limited

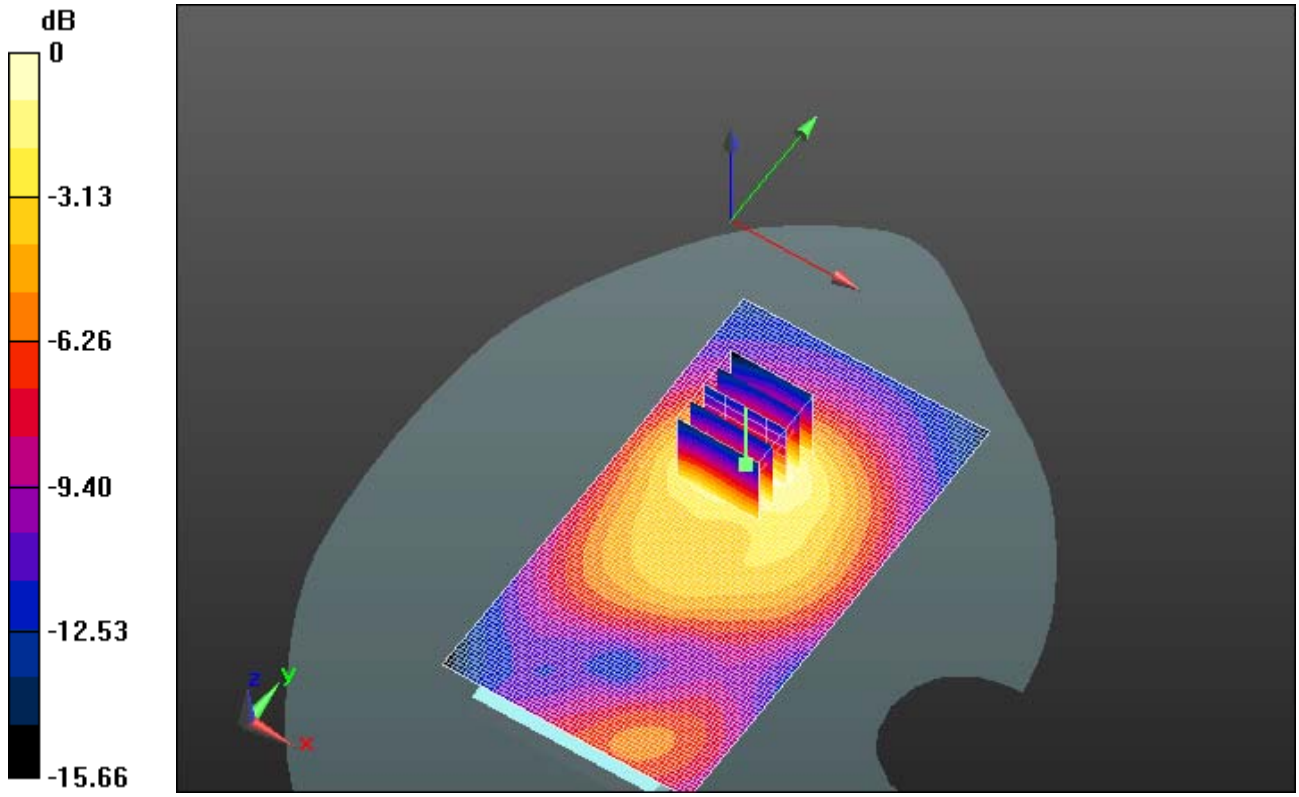

0 dB = 0.340mW/g = -9.37 dB mW/g

This report shall NOT be reproduced except in full without the written consent of RIM Testing Services
Copyright 2005-2012, RIM Testing Services, a division of Research In Motion Limited

Date/Time: 6/13/2012 5:22:29 AM

Test Laboratory: RIM Testing Services

Vertical_Holster_Front_GPRS1900_mid_chan_amb_temp_22.5_liq_temp_21.4C

DUT: BlackBerry Smartphone; Type: Sample ; Serial: 2A211C01

Communication System: GPRS 1900; Frequency: 1880 MHz
Medium parameters used: f = 1880 MHz; σ = 1.54 mho/m; ε_r = 50.837; ρ = 1000 kg/m^3
Phantom section: Flat Section
Measurement Standard: DASY5 (IEEE/IEC/ANSI C63.19-2007)

DASY Configuration:

- Probe: ES3DV3 - SN3225; ConvF(4.92, 4.92, 4.92); Calibrated: 1/11/2012
- Sensor-Surface: 3mm (Mechanical Surface Detection), z = 2.0, 32.0
- Electronics: DAE3 Sn473; Calibrated: 1/13/2012
- Phantom: SAM 2; Type: SAM 4.0; Serial: 1080
- DASY52 52.8.0(692); SEMCAD X 14.6.4(4989)

Configuration/Touch position -/Area Scan (61x111x1): Measurement grid: dx=15mm, dy=15mm
Maximum value of SAR (interpolated) = 0.166 mW/g

Configuration/Touch position -/Zoom Scan (5x5x7) (6x6x7)/Cube 0:
Measurement grid: dx=7.5mm, dy=7.5mm, dz=5mm
Reference Value = 5.976 V/m; Power Drift = -0.07 dB
Peak SAR (extrapolated) = 0.2510
SAR(1 g) = 0.162 mW/g; SAR(10 g) = 0.102 mW/g
Maximum value of SAR (measured) = 0.189 mW/g

This report shall NOT be reproduced except in full without the written consent of RIM Testing Services
Copyright 2005-2012, RIM Testing Services, a division of Research In Motion Limited



0 dB = 0.190mW/g = -14.42 dB mW/g

This report shall NOT be reproduced except in full without the written consent of RIM Testing Services
Copyright 2005-2012, RIM Testing Services, a division of Research In Motion Limited

Date/Time: 9/28/2012 12:49:48 AM

Test Laboratory: RIM Testing Services

15mm_Spacer_Back_GPRS1900_mid_chan_amb_temp_23.6_liq_temp_21.4C

DUT: BlackBerry Smartphone; Type: Sample; Serial: 2A8C7018

Communication System: GPRS 1900; Frequency: 1880 MHz
Medium parameters used: f = 1880 MHz; σ = 1.568 mho/m; ε_r = 51.052; ρ = 1000 kg/m^3
Phantom section: Flat Section
Measurement Standard: DASY5 (IEEE/IEC/ANSI C63.19-2007)

DASY Configuration:

- Probe: ES3DV3 - SN3225; ConvF(4.92, 4.92, 4.92); Calibrated: 1/11/2012
- Sensor-Surface: 3mm (Mechanical Surface Detection), z = 2.0, 32.0
- Electronics: DAE3 Sn473; Calibrated: 1/13/2012
- Phantom: SAM 2; Type: SAM 4.0; Serial: 1080
- DASY52 52.8.0(692); SEMCAD X 14.6.4(4989)

Configuration/Touch position -/Area Scan (61x111x1): Measurement grid: dx=15mm, dy=15mm
Maximum value of SAR (interpolated) = 0.675 mW/g

Configuration/Touch position -/Zoom Scan (5x5x7) (5x5x7)/Cube 0:
Measurement grid: dx=7.5mm, dy=7.5mm, dz=5mm
Reference Value = 7.461 V/m; Power Drift = 0.16 dB
Peak SAR (extrapolated) = 0.8930
SAR(1 g) = 0.542 mW/g; SAR(10 g) = 0.310 mW/g
Maximum value of SAR (measured) = 0.660 mW/g

This report shall NOT be reproduced except in full without the written consent of RIM Testing Services
Copyright 2005-2012, RIM Testing Services, a division of Research In Motion Limited

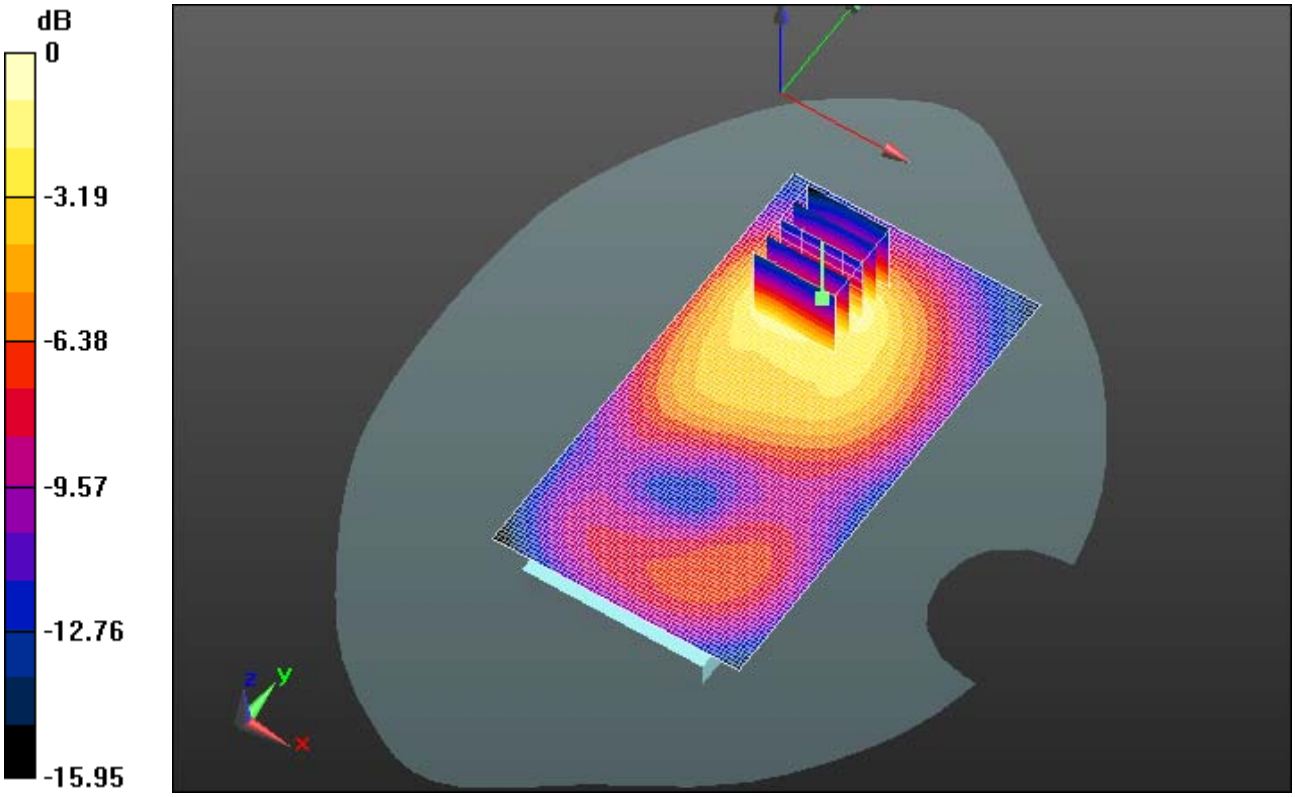

0 dB = 0.660mW/g = -3.61 dB mW/g

This report shall NOT be reproduced except in full without the written consent of RIM Testing Services
Copyright 2005-2012, RIM Testing Services, a division of Research In Motion Limited

Date/Time: 6/12/2012 4:56:07 AM

Test Laboratory: RIM Testing Services

15mm_Spacer_Back_UMTS_Band_II_mid_chan_amb_temp_22.6_liq_temp_21.5C

DUT: BlackBerry Smartphone; Type: Sample ; Serial: 2A20270D

Communication System: WCDMA FDD II; Frequency: 1880 MHz
Medium parameters used: f = 1880 MHz; σ = 1.523 mho/m; ε_r = 50.843; ρ = 1000 kg/m^3
Phantom section: Flat Section
Measurement Standard: DASY5 (IEEE/IEC/ANSI C63.19-2007)

DASY Configuration:

- Probe: ES3DV3 - SN3225; ConvF(4.92, 4.92, 4.92); Calibrated: 1/11/2012
- Sensor-Surface: 3mm (Mechanical Surface Detection), z = 2.0, 32.0
- Electronics: DAE3 Sn473; Calibrated: 1/13/2012
- Phantom: SAM 2; Type: SAM 4.0; Serial: 1080
- DASY52 52.8.0(692); SEMCAD X 14.6.4(4989)

Configuration/Touch position -/Area Scan (61x111x1): Measurement grid: dx=15mm, dy=15mm
Maximum value of SAR (interpolated) = 0.784 mW/g

Configuration/Touch position -/Zoom Scan (5x5x7) (5x5x7)/Cube 0:
Measurement grid: dx=7.5mm, dy=7.5mm, dz=5mm
Reference Value = 10.898 V/m; Power Drift = -0.09 dB
Peak SAR (extrapolated) = 1.0280
SAR(1 g) = 0.617 mW/g; SAR(10 g) = 0.350 mW/g
Maximum value of SAR (measured) = 0.760 mW/g

This report shall NOT be reproduced except in full without the written consent of RIM Testing Services
Copyright 2005-2012, RIM Testing Services, a division of Research In Motion Limited

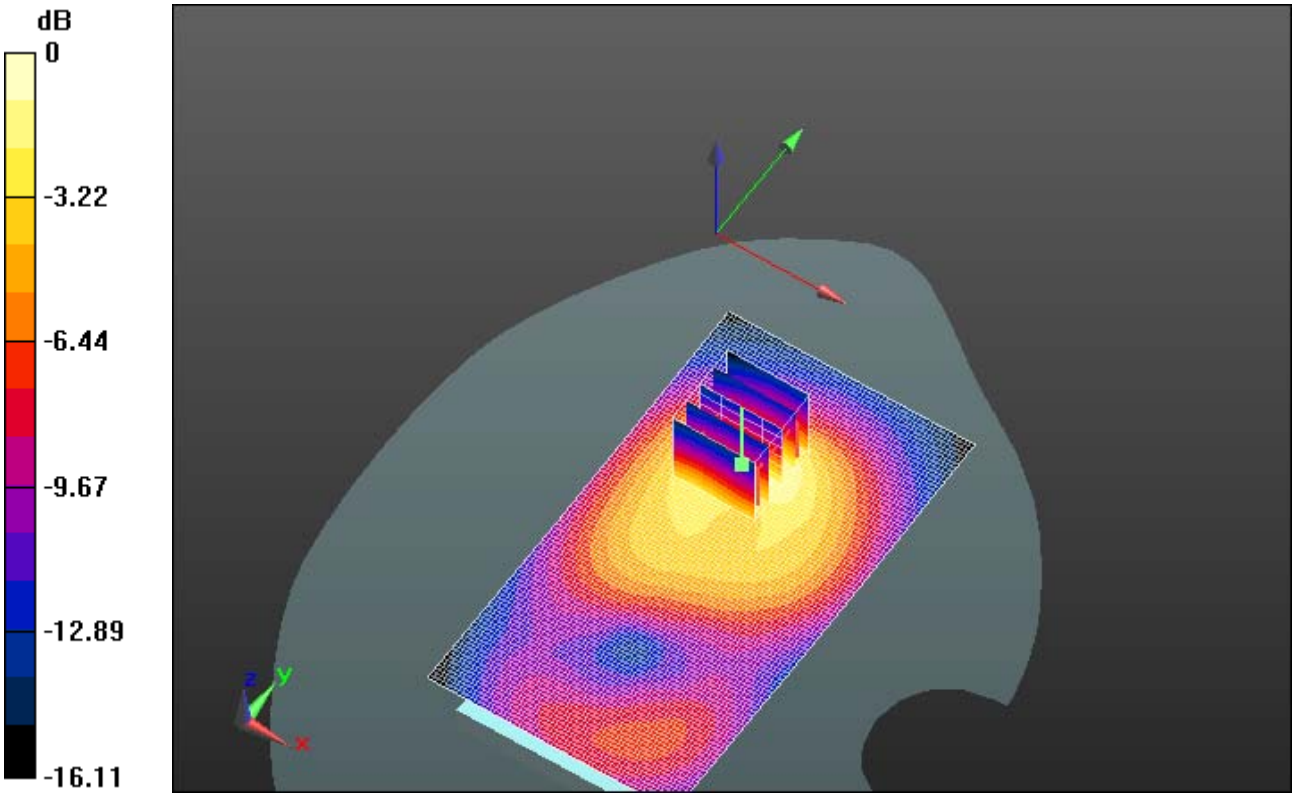

0 dB = 0.760mW/g = -2.38 dB mW/g

This report shall NOT be reproduced except in full without the written consent of RIM Testing Services
Copyright 2005-2012, RIM Testing Services, a division of Research In Motion Limited

Date/Time: 6/12/2012 5:34:07 AM

Test Laboratory: RIM Testing Services

Vertical_Holster_Back_UMTS_II_mid_chan_amb_temp_22.6_liq_temp_21.5C

DUT: BlackBerry Smartphone; Type: Sample ; Serial: 2A20270D

Communication System: WCDMA FDD II; Frequency: 1880 MHz
Medium parameters used: f = 1880 MHz; σ = 1.523 mho/m; ε_r = 50.843; ρ = 1000 kg/m^3
Phantom section: Flat Section
Measurement Standard: DASY5 (IEEE/IEC/ANSI C63.19-2007)

DASY Configuration:

- Probe: ES3DV3 - SN3225; ConvF(4.92, 4.92, 4.92); Calibrated: 1/11/2012
- Sensor-Surface: 3mm (Mechanical Surface Detection), z = 2.0, 32.0
- Electronics: DAE3 Sn473; Calibrated: 1/13/2012
- Phantom: SAM 2; Type: SAM 4.0; Serial: 1080
- DASY52 52.8.0(692); SEMCAD X 14.6.4(4989)

Configuration/Touch position -/Area Scan (61x111x1): Measurement grid: dx=15mm, dy=15mm
Maximum value of SAR (interpolated) = 0.537 mW/g

Configuration/Touch position -/Zoom Scan (5x5x7) (5x5x7)/Cube 0:
Measurement grid: dx=7.5mm, dy=7.5mm, dz=5mm
Reference Value = 11.291 V/m; Power Drift = -0.02 dB
Peak SAR (extrapolated) = 0.7130
SAR(1 g) = 0.444 mW/g; SAR(10 g) = 0.260 mW/g
Maximum value of SAR (measured) = 0.531 mW/g

This report shall NOT be reproduced except in full without the written consent of RIM Testing Services
Copyright 2005-2012, RIM Testing Services, a division of Research In Motion Limited

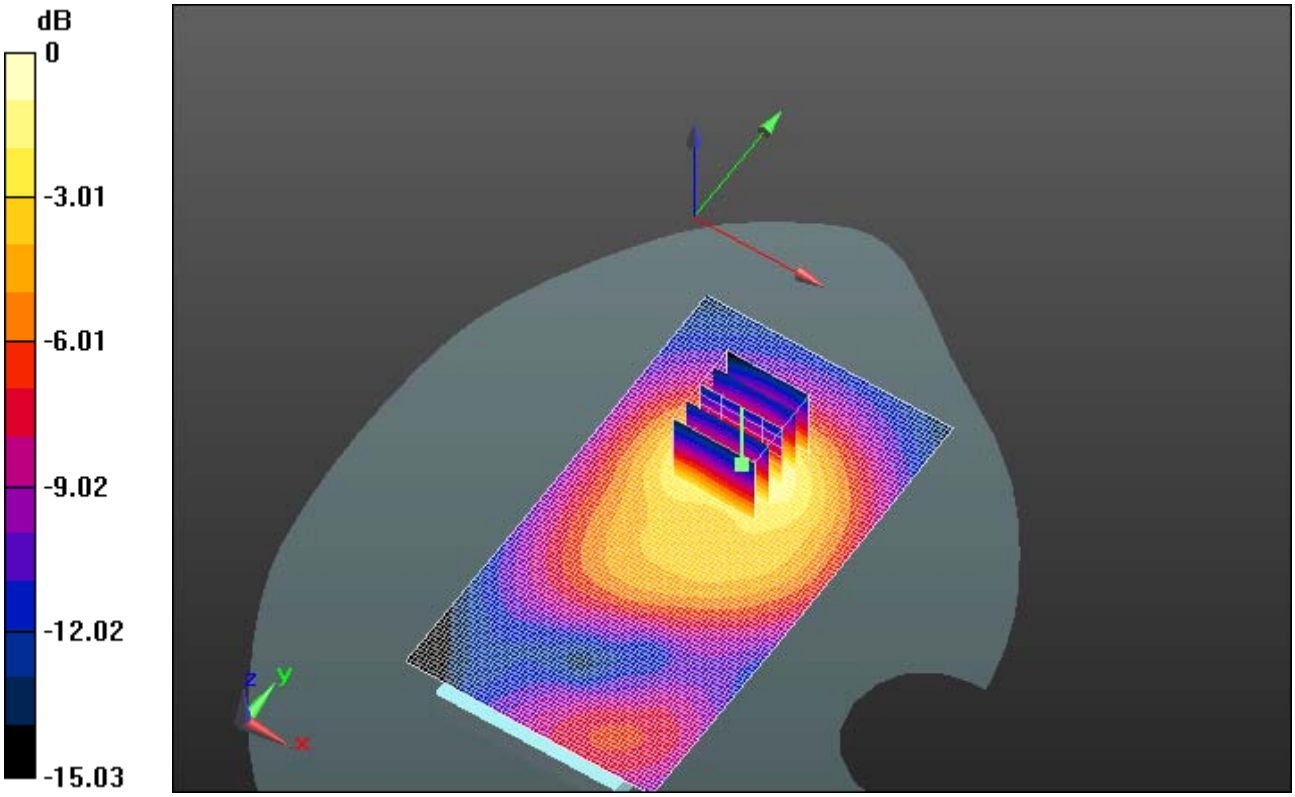

0 dB = 0.530mW/g = -5.51 dB mW/g

This report shall NOT be reproduced except in full without the written consent of RIM Testing Services
Copyright 2005-2012, RIM Testing Services, a division of Research In Motion Limited

Date/Time: 6/12/2012 5:56:49 AM

Test Laboratory: RIM Testing Services

Vertical_Holster_Front_UMTS_II_mid_chan_amb_temp_22.3_liq_temp_21.5C

DUT: BlackBerry Smartphone; Type: Sample ; Serial: 2A20270D

Communication System: WCDMA FDD II; Frequency: 1880 MHz
Medium parameters used: f = 1880 MHz; σ = 1.523 mho/m; ε_r = 50.843; ρ = 1000 kg/m^3
Phantom section: Flat Section
Measurement Standard: DASY5 (IEEE/IEC/ANSI C63.19-2007)

DASY Configuration:

- Probe: ES3DV3 - SN3225; ConvF(4.92, 4.92, 4.92); Calibrated: 1/11/2012
- Sensor-Surface: 3mm (Mechanical Surface Detection), z = 2.0, 32.0
- Electronics: DAE3 Sn473; Calibrated: 1/13/2012
- Phantom: SAM 2; Type: SAM 4.0; Serial: 1080
- DASY52 52.8.0(692); SEMCAD X 14.6.4(4989)

Configuration/Touch position -/Area Scan (61x111x1): Measurement grid: dx=15mm, dy=15mm
Maximum value of SAR (interpolated) = 0.286 mW/g

Configuration/Touch position -/Zoom Scan (5x5x7) (5x5x7)/Cube 0:
Measurement grid: dx=7.5mm, dy=7.5mm, dz=5mm
Reference Value = 7.386 V/m; Power Drift = -0.02 dB
Peak SAR (extrapolated) = 0.3820
SAR(1 g) = 0.248 mW/g; SAR(10 g) = 0.154 mW/g
Maximum value of SAR (measured) = 0.292 mW/g

This report shall NOT be reproduced except in full without the written consent of RIM Testing Services
Copyright 2005-2012, RIM Testing Services, a division of Research In Motion Limited

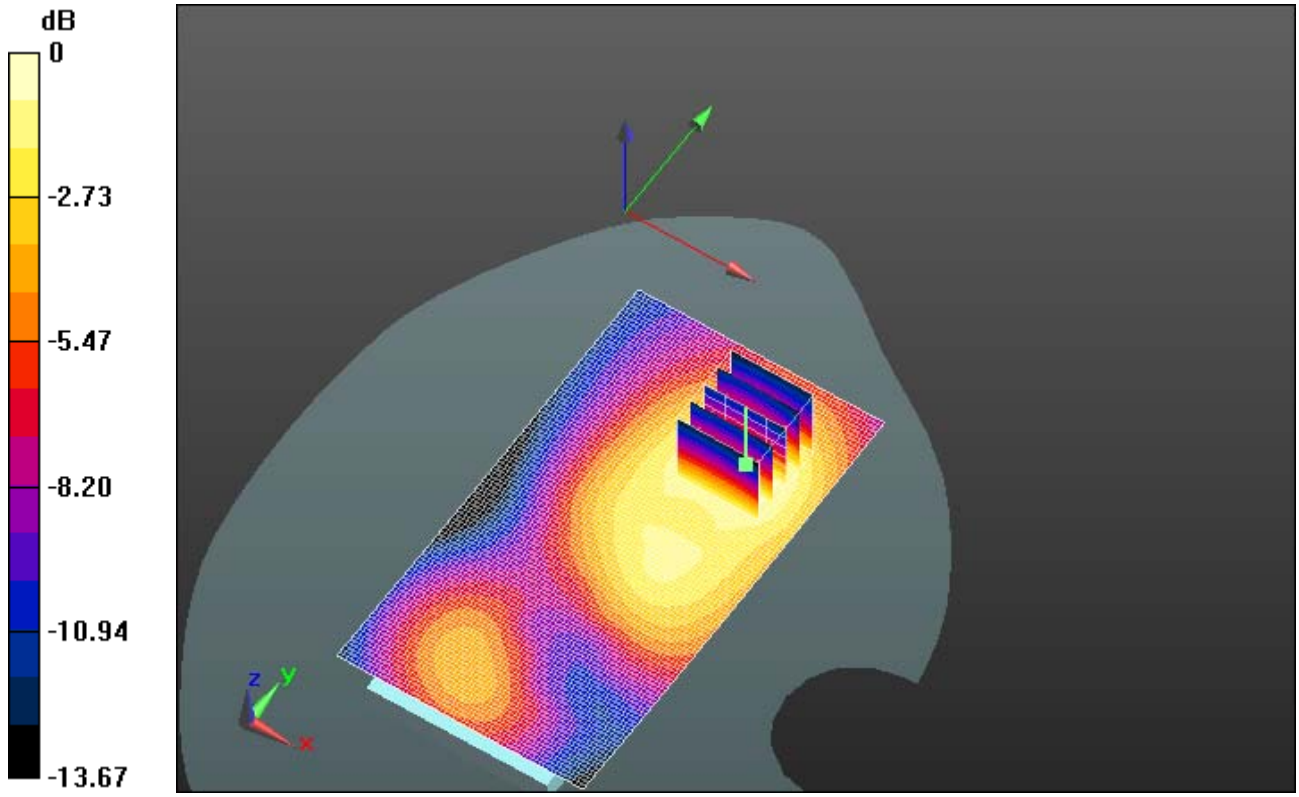

0 dB = 0.290mW/g = -10.75 dB mW/g

This report shall NOT be reproduced except in full without the written consent of RIM Testing Services
Copyright 2005-2012, RIM Testing Services, a division of Research In Motion Limited

Date/Time: 9/27/2012 7:13:33 PM

Test Laboratory: RIM Testing Services

15mm_Spacer_Back_UMTS_Band_II_low_chan_amb_temp_24.0_liq_temp_22.4C

DUT: BlackBerry Smartphone; Type: Sample; Serial: 2A8C7018

Communication System: WCDMA FDD II; Frequency: 1852.4 MHz
Medium parameters used (interpolated): f = 1852.4 MHz; σ = 1.542 mho/m; ε_r = 51.204; ρ = 1000 kg/m^3
Phantom section: Flat Section
Measurement Standard: DASY5 (IEEE/IEC/ANSI C63.19-2007)

DASY Configuration:

- Probe: ES3DV3 - SN3225; ConvF(4.92, 4.92, 4.92); Calibrated: 1/11/2012
- Sensor-Surface: 3mm (Mechanical Surface Detection), z = 2.0, 32.0
- Electronics: DAE3 Sn473; Calibrated: 1/13/2012
- Phantom: SAM 2; Type: SAM 4.0; Serial: 1080
- DASY52 52.8.0(692); SEMCAD X 14.6.4(4989)

Configuration/Touch position -/Area Scan (61x111x1): Measurement grid: dx=15mm, dy=15mm

Info: Interpolated medium parameters used for SAR evaluation.
Maximum value of SAR (interpolated) = 1.119 mW/g

Configuration/Touch position -/Zoom Scan (5x5x7) (5x5x7)/Cube 0:
Measurement grid: dx=7.5mm, dy=7.5mm, dz=5mm
Reference Value = 9.759 V/m; Power Drift = -0.03 dB
Peak SAR (extrapolated) = 1.4820
SAR(1 g) = 0.908 mW/g; SAR(10 g) = 0.530 mW/g

Info: Interpolated medium parameters used for SAR evaluation.
Maximum value of SAR (measured) = 1.112 mW/g

This report shall NOT be reproduced except in full without the written consent of RIM Testing Services
Copyright 2005-2012, RIM Testing Services, a division of Research In Motion Limited

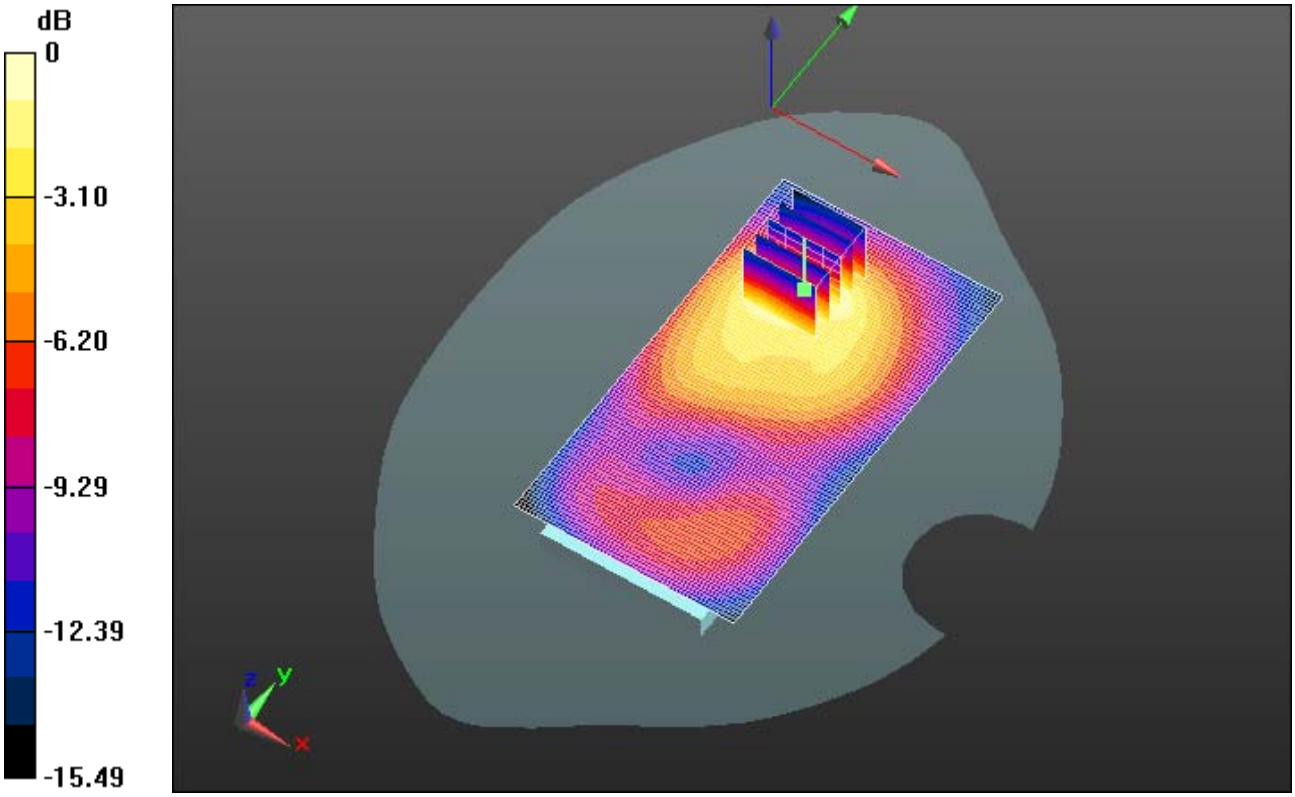

0 dB = 1.110mW/g = 0.91 dB mW/g

This report shall NOT be reproduced except in full without the written consent of RIM Testing Services
Copyright 2005-2012, RIM Testing Services, a division of Research In Motion Limited

Date/Time: 9/27/2012 6:37:57 PM

Test Laboratory: RIM Testing Services

15mm_Spacer_Back_UMTS_Band_II_mid_chan_amb_temp_24.0_liq_temp_22.4C

DUT: BlackBerry Smartphone; Type: Sample; Serial: 2A8C7018

Communication System: WCDMA FDD II; Frequency: 1880 MHz
Medium parameters used: f = 1880 MHz; σ = 1.568 mho/m; ε_r = 51.052; ρ = 1000 kg/m^3
Phantom section: Flat Section
Measurement Standard: DASY5 (IEEE/IEC/ANSI C63.19-2007)

DASY Configuration:

- Probe: ES3DV3 - SN3225; ConvF(4.92, 4.92, 4.92); Calibrated: 1/11/2012
- Sensor-Surface: 3mm (Mechanical Surface Detection), z = 2.0, 32.0
- Electronics: DAE3 Sn473; Calibrated: 1/13/2012
- Phantom: SAM 2; Type: SAM 4.0; Serial: 1080
- DASY52 52.8.0(692); SEMCAD X 14.6.4(4989)

Configuration/Touch position -/Area Scan (61x111x1): Measurement grid: dx=15mm, dy=15mm
Maximum value of SAR (interpolated) = 1.112 mW/g

Configuration/Touch position -/Zoom Scan (5x5x7) (5x5x7)/Cube 0:
Measurement grid: dx=7.5mm, dy=7.5mm, dz=5mm
Reference Value = 9.146 V/m; Power Drift = -0.04 dB
Peak SAR (extrapolated) = 1.4730
SAR(1 g) = 0.895 mW/g; SAR(10 g) = 0.515 mW/g
Maximum value of SAR (measured) = 1.109 mW/g

This report shall NOT be reproduced except in full without the written consent of RIM Testing Services
Copyright 2005-2012, RIM Testing Services, a division of Research In Motion Limited

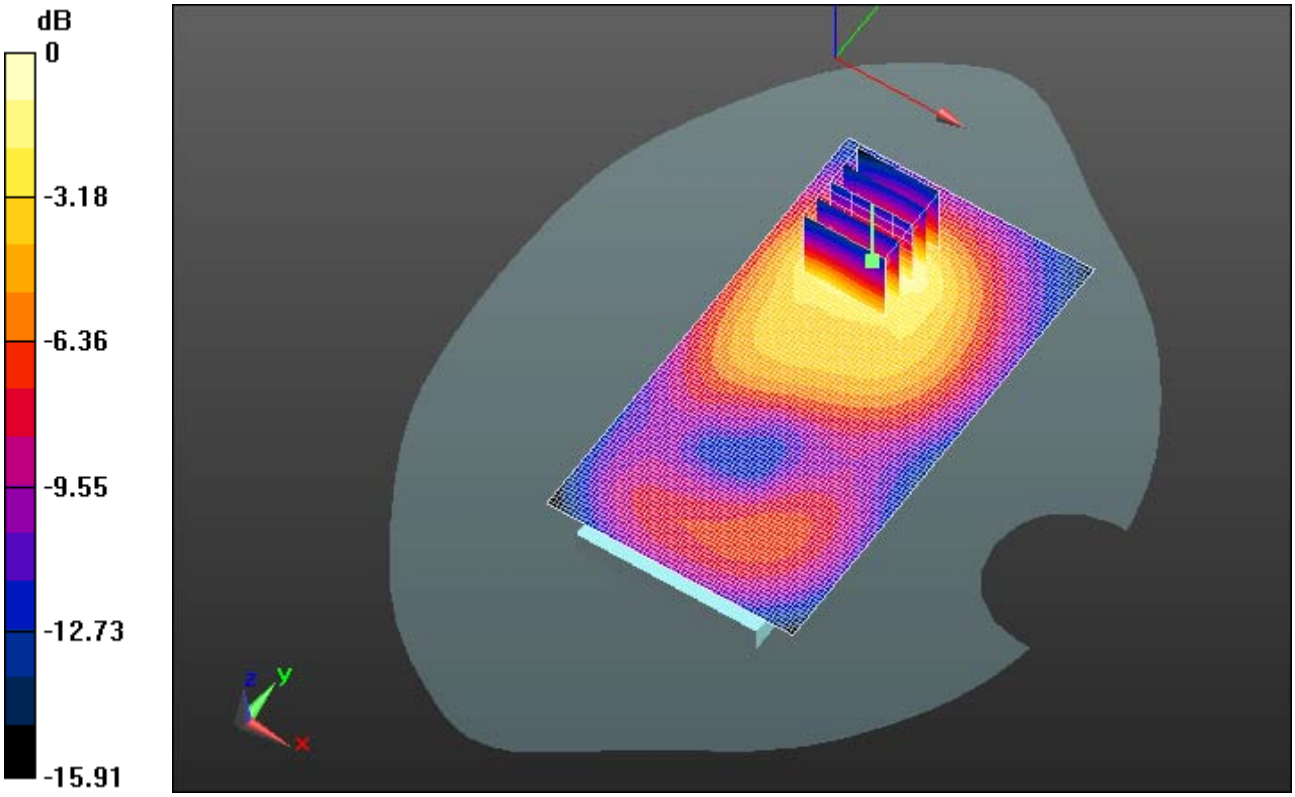

0 dB = 1.110mW/g = 0.91 dB mW/g

This report shall NOT be reproduced except in full without the written consent of RIM Testing Services
Copyright 2005-2012, RIM Testing Services, a division of Research In Motion Limited

Date/Time: 9/27/2012 7:58:13 PM

Test Laboratory: RIM Testing Services

15mm_Spacer_Back_UMTS_Band_II_high_chan_amb_temp_24.0_liq_temp_22.4C

DUT: BlackBerry Smartphone; Type: Sample; Serial: 2A8C7018

Communication System: WCDMA FDD II; Frequency: 1907.6 MHz
Medium parameters used (interpolated): f = 1907.6 MHz; σ = 1.591 mho/m; ε_r = 50.918; ρ = 1000 kg/m^3
Phantom section: Flat Section
Measurement Standard: DASY5 (IEEE/IEC/ANSI C63.19-2007)

DASY Configuration:

- Probe: ES3DV3 - SN3225; ConvF(4.92, 4.92, 4.92); Calibrated: 1/11/2012
- Sensor-Surface: 3mm (Mechanical Surface Detection), z = 2.0, 32.0
- Electronics: DAE3 Sn473; Calibrated: 1/13/2012
- Phantom: SAM 2; Type: SAM 4.0; Serial: 1080
- DASY52 52.8.0(692); SEMCAD X 14.6.4(4989)

Configuration/Touch position -/Area Scan (61x111x1): Measurement grid: dx=15mm, dy=15mm

Info: Interpolated medium parameters used for SAR evaluation.
Maximum value of SAR (interpolated) = 1.177 mW/g

Configuration/Touch position -/Zoom Scan (5x5x7) (5x5x7)/Cube 0:
Measurement grid: dx=7.5mm, dy=7.5mm, dz=5mm
Reference Value = 8.957 V/m; Power Drift = 0.10 dB
Peak SAR (extrapolated) = 1.5740
SAR(1 g) = 0.949 mW/g; SAR(10 g) = 0.531 mW/g

Info: Interpolated medium parameters used for SAR evaluation.
Maximum value of SAR (measured) = 1.167 mW/g

This report shall NOT be reproduced except in full without the written consent of RIM Testing Services
Copyright 2005-2012, RIM Testing Services, a division of Research In Motion Limited

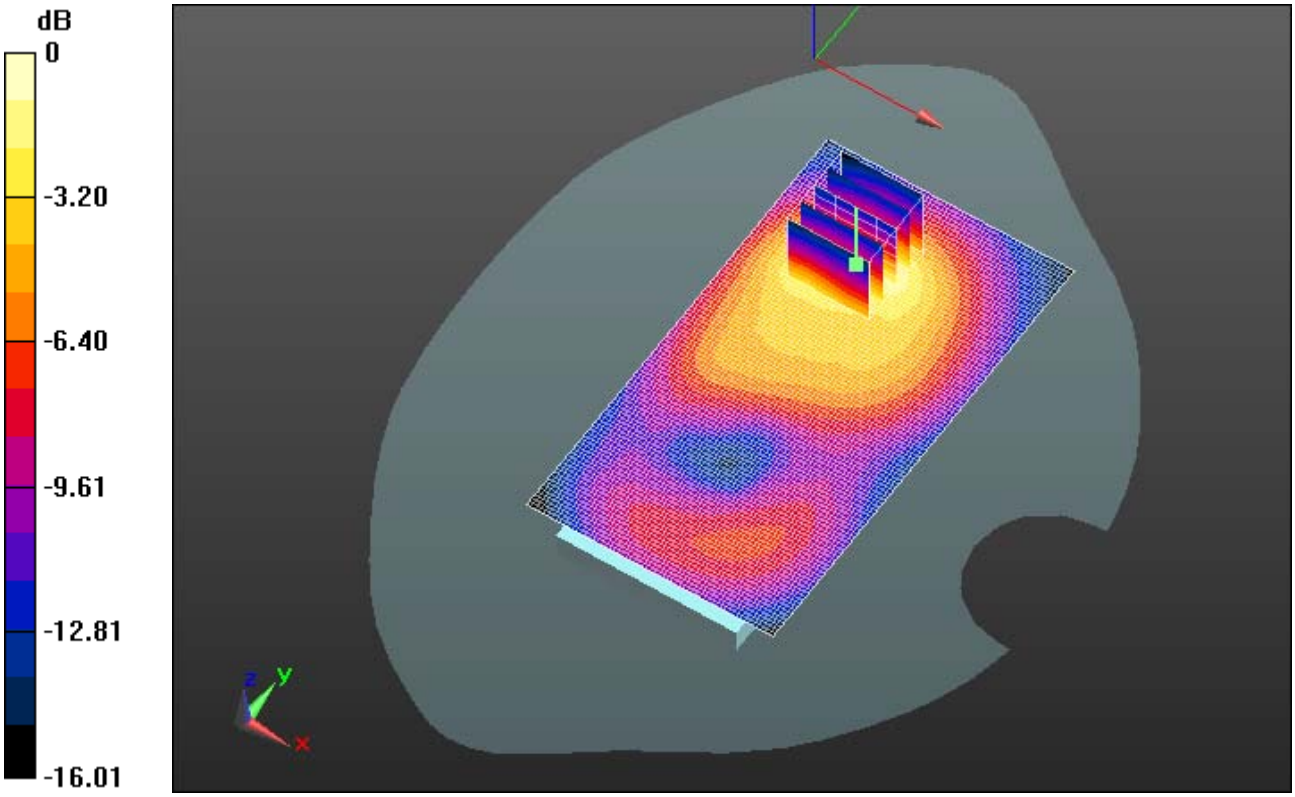

0 dB = 1.170mW/g = 1.36 dB mW/g

This report shall NOT be reproduced except in full without the written consent of RIM Testing Services
Copyright 2005-2012, RIM Testing Services, a division of Research In Motion Limited

Date/Time: 6/20/2012 10:26:37 PM

Test Laboratory: RIM Testing Services

15mm_Spacer_Back_802.11b_mid_chan_amb_temp_23.1_liq_temp_22.3C

DUT: BlackBerry Smartphone; Type: Sample ; Serial: 2A211C01

Communication System: 802.11 b (2450); Frequency: 2437 MHz
Medium parameters used (interpolated): f = 2437 MHz; σ = 1.899 mho/m; ε_r = 52.043; ρ = 1000 kg/m^3
Phantom section: Flat Section
Measurement Standard: DASY5 (IEEE/IEC/ANSI C63.19-2007)

DASY Configuration:

- Probe: ES3DV3 - SN3225; ConvF(4.3, 4.3, 4.3); Calibrated: 1/11/2012
- Sensor-Surface: 3mm (Mechanical Surface Detection), z = 2.0, 32.0
- Electronics: DAE3 Sn473; Calibrated: 1/13/2012
- Phantom: SAM 2; Type: SAM 4.0; Serial: 1080
- DASY52 52.8.0(692); SEMCAD X 14.6.4(4989)

Configuration/Touch position -/Area Scan (61x101x1): Measurement grid: dx=15mm, dy=15mm

Info: Interpolated medium parameters used for SAR evaluation.
Maximum value of SAR (interpolated) = 0.217 mW/g

Configuration/Touch position -/Zoom Scan (5x5x7) (5x5x7)/Cube 0:
Measurement grid: dx=7.5mm, dy=7.5mm, dz=5mm
Reference Value = 2.997 V/m; Power Drift = -0.19 dB
Peak SAR (extrapolated) = 0.3700
SAR(1 g) = 0.185 mW/g; SAR(10 g) = 0.089 mW/g

Info: Interpolated medium parameters used for SAR evaluation.
Maximum value of SAR (measured) = 0.244 mW/g

This report shall NOT be reproduced except in full without the written consent of RIM Testing Services
Copyright 2005-2012, RIM Testing Services, a division of Research In Motion Limited

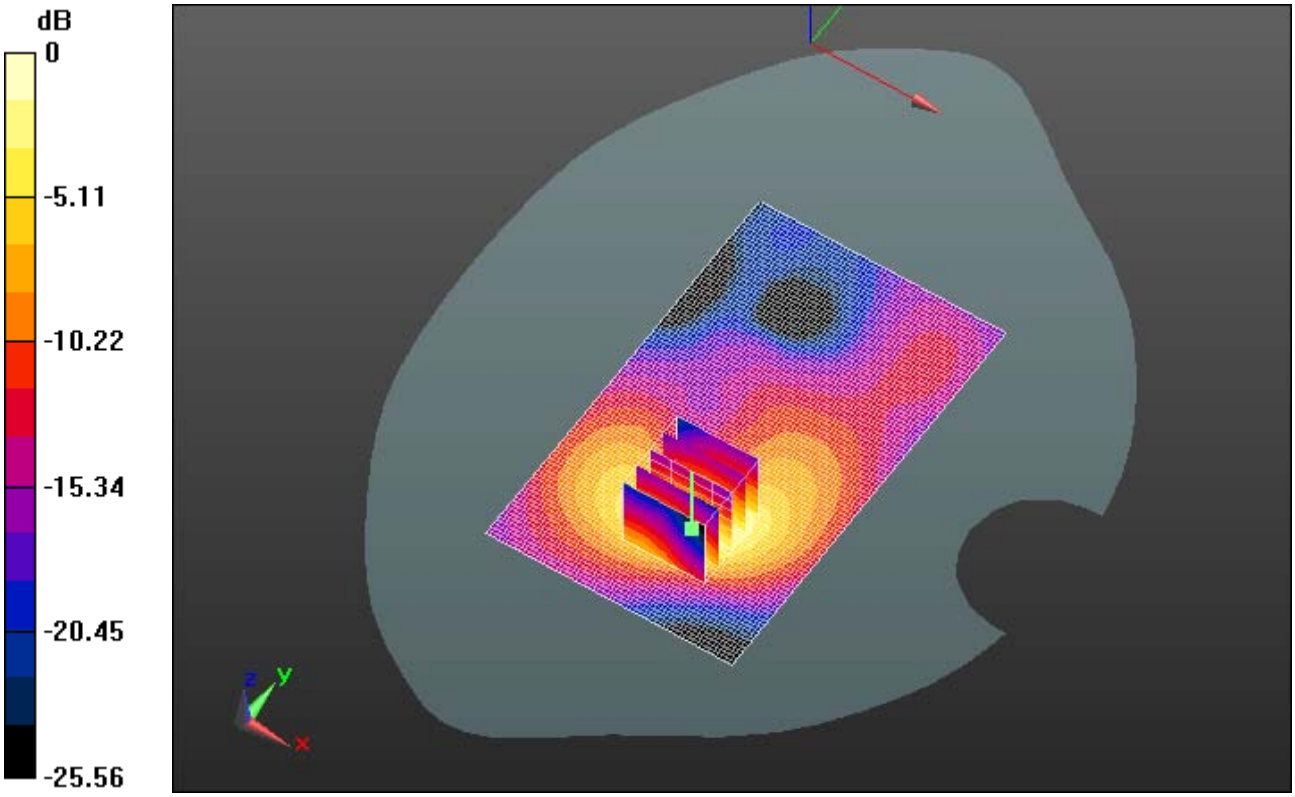

0 dB = 0.240mW/g = -12.40 dB mW/g

This report shall NOT be reproduced except in full without the written consent of RIM Testing Services
Copyright 2005-2012, RIM Testing Services, a division of Research In Motion Limited

Date/Time: 6/20/2012 11:58:01 PM

Test Laboratory: RIM Testing Services

Vertical_Holster_Back_802.11b_mid_chan_amb_temp_22.8_liq_temp_22.3C

DUT: BlackBerry Smartphone; Type: Sample ; Serial: 2A211C01

Communication System: 802.11 b (2450); Frequency: 2437 MHz
Medium parameters used (interpolated): f = 2437 MHz; σ = 1.899 mho/m; ε_r = 52.043; ρ = 1000 kg/m^3
Phantom section: Flat Section
Measurement Standard: DASY5 (IEEE/IEC/ANSI C63.19-2007)

DASY Configuration:

- Probe: ES3DV3 - SN3225; ConvF(4.3, 4.3, 4.3); Calibrated: 1/11/2012
- Sensor-Surface: 3mm (Mechanical Surface Detection), z = 2.0, 32.0
- Electronics: DAE3 Sn473; Calibrated: 1/13/2012
- Phantom: SAM 2; Type: SAM 4.0; Serial: 1080
- DASY52 52.8.0(692); SEMCAD X 14.6.4(4989)

Configuration/Touch position -/Area Scan (61x101x1): Measurement grid: dx=15mm, dy=15mm

Info: Interpolated medium parameters used for SAR evaluation.
Maximum value of SAR (interpolated) = 0.092 mW/g

Configuration/Touch position -/Zoom Scan (5x5x7) (5x5x7)/Cube 0:
Measurement grid: dx=7.5mm, dy=7.5mm, dz=5mm
Reference Value = 2.454 V/m; Power Drift = 0.48 dB
Peak SAR (extrapolated) = 0.1380
SAR(1 g) = 0.073 mW/g; SAR(10 g) = 0.039 mW/g

Info: Interpolated medium parameters used for SAR evaluation.
Maximum value of SAR (measured) = 0.092 mW/g

This report shall NOT be reproduced except in full without the written consent of RIM Testing Services
Copyright 2005-2012, RIM Testing Services, a division of Research In Motion Limited

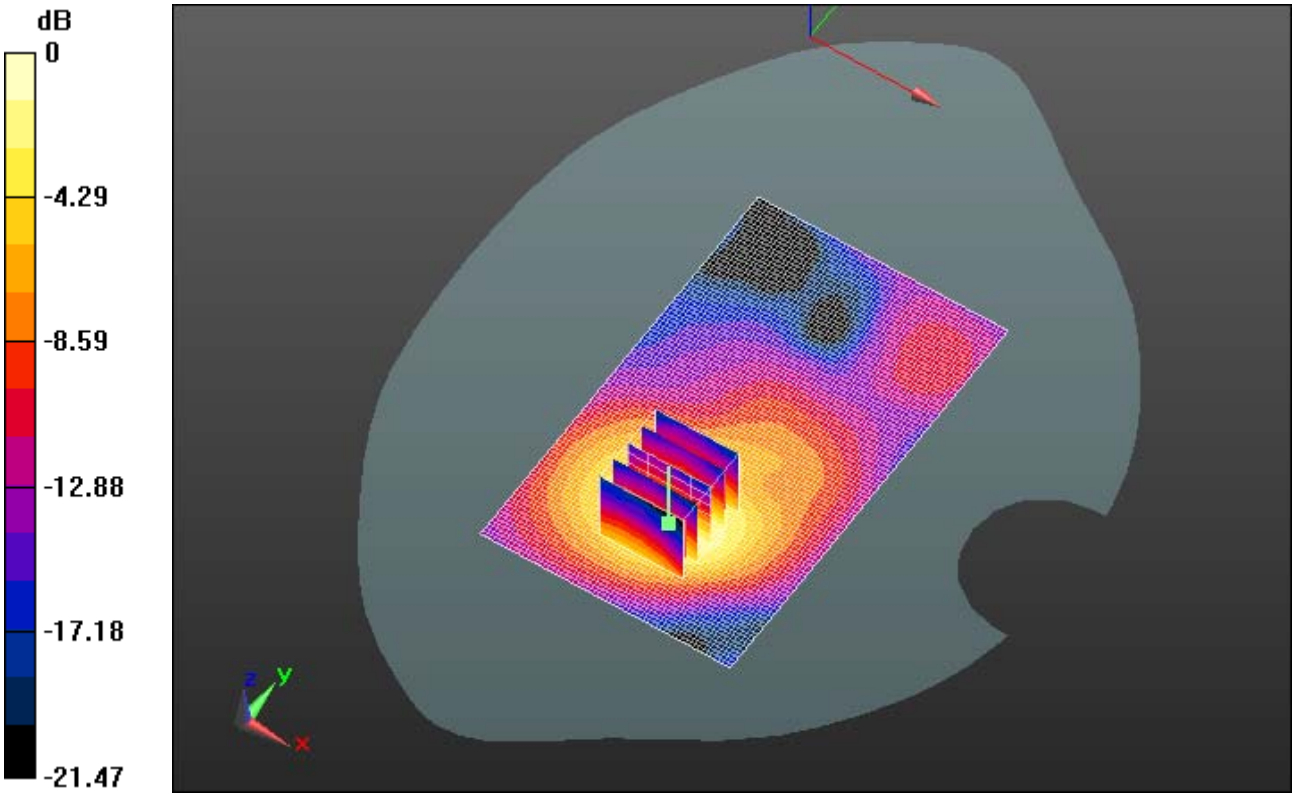

0 dB = 0.090mW/g = -20.92 dB mW/g

This report shall NOT be reproduced except in full without the written consent of RIM Testing Services
Copyright 2005-2012, RIM Testing Services, a division of Research In Motion Limited

Date/Time: 6/20/2012 11:25:34 PM

Test Laboratory: RIM Testing Services

Vertical_Holster_Front_802.11b_mid_chan_amb_temp_22.9_liq_temp_22.3C

DUT: BlackBerry Smartphone; Type: Sample ; Serial: 2A211C01

Communication System: 802.11 b (2450); Frequency: 2437 MHz
Medium parameters used (interpolated): f = 2437 MHz; σ = 1.899 mho/m; ε_r = 52.043; ρ = 1000 kg/m^3
Phantom section: Flat Section
Measurement Standard: DASY5 (IEEE/IEC/ANSI C63.19-2007)

DASY Configuration:

- Probe: ES3DV3 - SN3225; ConvF(4.3, 4.3, 4.3); Calibrated: 1/11/2012
- Sensor-Surface: 3mm (Mechanical Surface Detection), z = 2.0, 32.0
- Electronics: DAE3 Sn473; Calibrated: 1/13/2012
- Phantom: SAM 2; Type: SAM 4.0; Serial: 1080
- DASY52 52.8.0(692); SEMCAD X 14.6.4(4989)

Configuration/Touch position -/Area Scan (61x101x1): Measurement grid: dx=15mm, dy=15mm

Info: Interpolated medium parameters used for SAR evaluation.
Maximum value of SAR (interpolated) = 0.031 mW/g

Configuration/Touch position -/Zoom Scan (5x5x7) (5x5x7)/Cube 0:
Measurement grid: dx=7.5mm, dy=7.5mm, dz=5mm
Reference Value = 1.984 V/m; Power Drift = 0.24 dB
Peak SAR (extrapolated) = 0.0450
SAR(1 g) = 0.025 mW/g; SAR(10 g) = 0.014 mW/g

Info: Interpolated medium parameters used for SAR evaluation.
Maximum value of SAR (measured) = 0.030 mW/g

This report shall NOT be reproduced except in full without the written consent of RIM Testing Services
Copyright 2005-2012, RIM Testing Services, a division of Research In Motion Limited

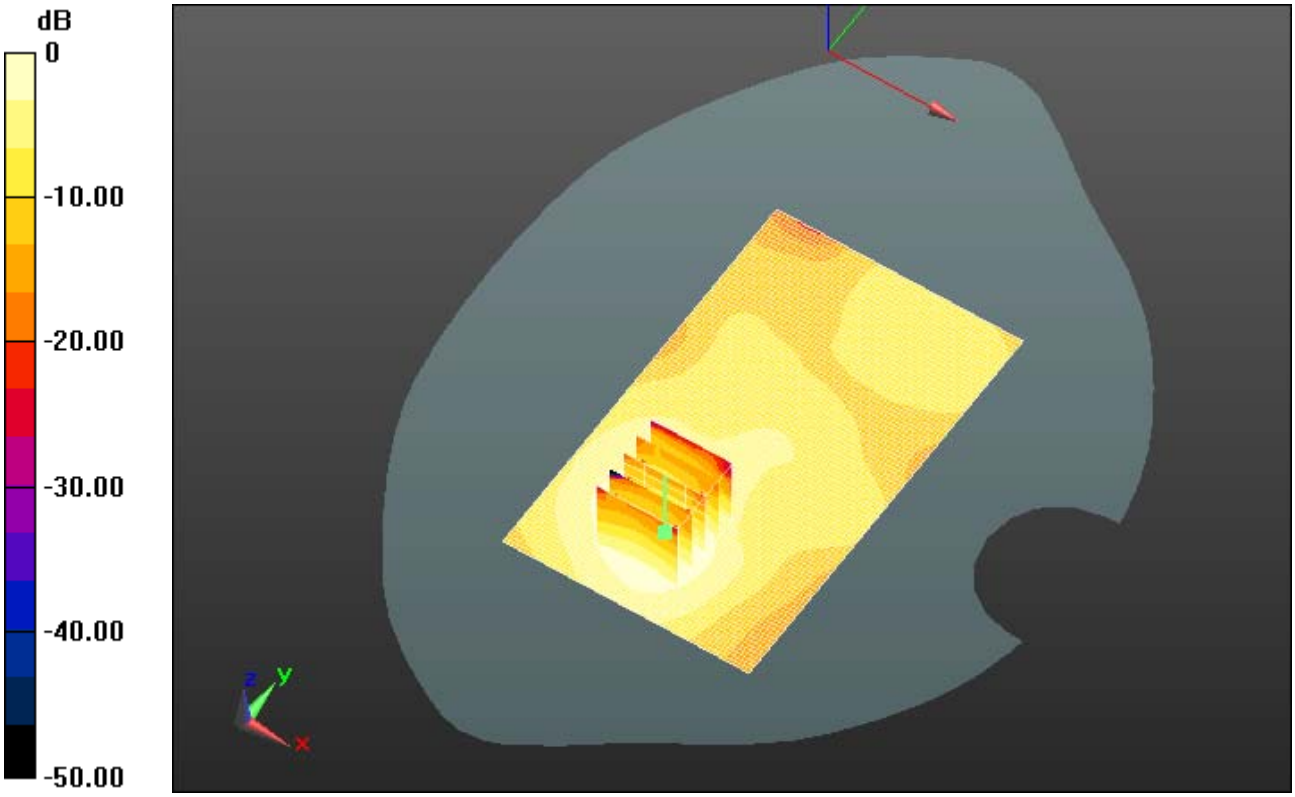

0 dB = 0.030mW/g = -30.46 dB mW/g

This report shall NOT be reproduced except in full without the written consent of RIM Testing Services
Copyright 2005-2012, RIM Testing Services, a division of Research In Motion Limited

Date/Time: 9/14/2012 3:17:58 AM

Test Laboratory: RIM Testing Services

15mm_Spacer_Back_802.11b_low_chan_amb_temp_24.0_liq_temp_21.3C

DUT: BlackBerry Smartphone; Type: Sample ; Serial: 2A8C7018

Communication System: 802.11 b (2450); Frequency: 2412 MHz
Medium parameters used (interpolated): f = 2412 MHz; σ = 1.866 mho/m; ε_r = 52.901; ρ = 1000 kg/m^3
Phantom section: Flat Section
Measurement Standard: DASY5 (IEEE/IEC/ANSI C63.19-2007)

DASY Configuration:

- Probe: ES3DV3 - SN3225; ConvF(4.3, 4.3, 4.3); Calibrated: 1/11/2012
- Sensor-Surface: 3mm (Mechanical Surface Detection), z = 2.0, 32.0
- Electronics: DAE3 Sn473; Calibrated: 1/13/2012
- Phantom: SAM 2; Type: SAM 4.0; Serial: 1080
- DASY52 52.8.0(692); SEMCAD X 14.6.4(4989)

Configuration/Touch position -/Area Scan (61x101x1): Measurement grid: dx=15mm, dy=15mm

Info: Interpolated medium parameters used for SAR evaluation.
Maximum value of SAR (interpolated) = 0.240 mW/g

Configuration/Touch position -/Zoom Scan (5x5x7) (5x5x7)/Cube 0:
Measurement grid: dx=7.5mm, dy=7.5mm, dz=5mm
Reference Value = 2.249 V/m; Power Drift = 0.75 dB
Peak SAR (extrapolated) = 0.4470
SAR(1 g) = 0.210 mW/g; SAR(10 g) = 0.094 mW/g

Info: Interpolated medium parameters used for SAR evaluation.
Maximum value of SAR (measured) = 0.253 mW/g

This report shall NOT be reproduced except in full without the written consent of RIM Testing Services
Copyright 2005-2012, RIM Testing Services, a division of Research In Motion Limited

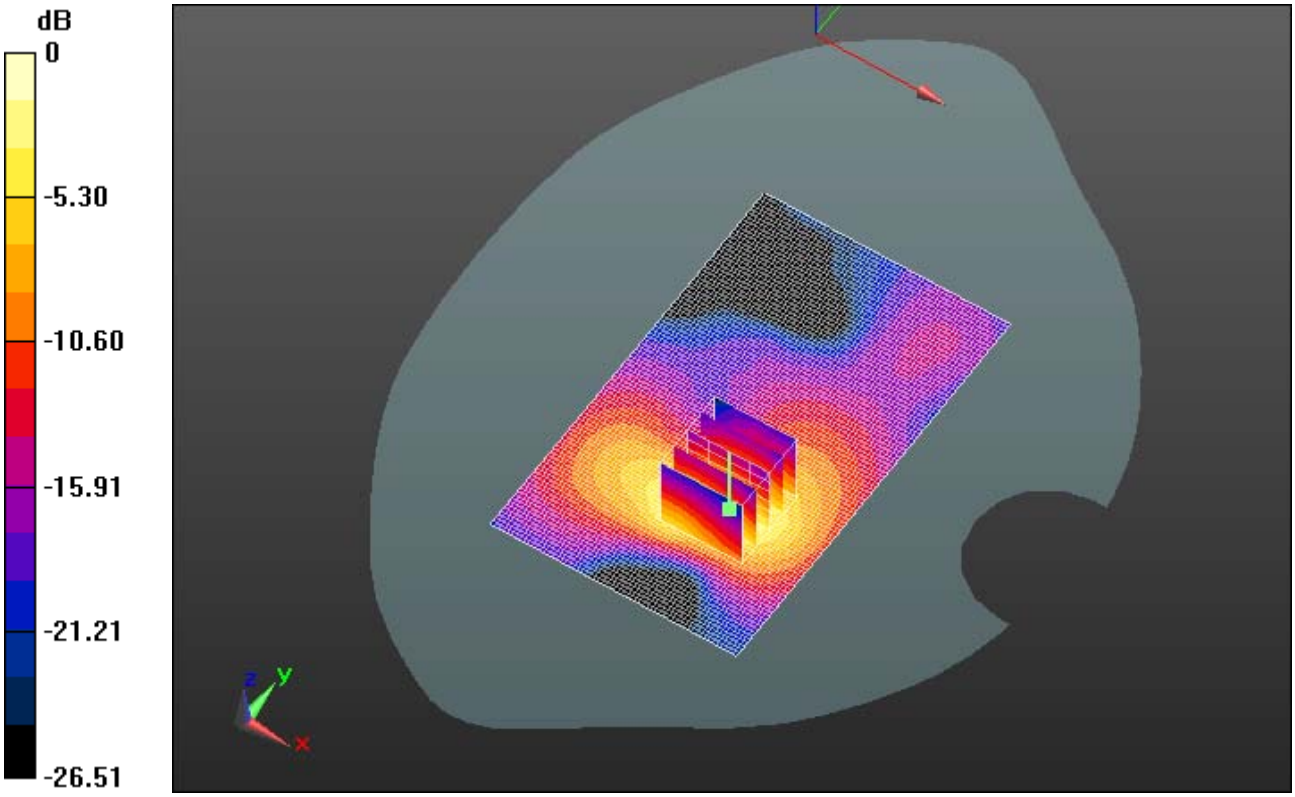

0 dB = 0.250mW/g = -12.04 dB mW/g

This report shall NOT be reproduced except in full without the written consent of RIM Testing Services
Copyright 2005-2012, RIM Testing Services, a division of Research In Motion Limited

Date/Time: 6/26/2012 12:31:28 AM

Test Laboratory: RIM Testing Services

15mm_Spacer_Back_802.11a_low_band_chan_48_amb_temp_24.1_liq_temp_21.5C

DUT: BlackBerry Smartphone; Type: Sample ; Serial: 2A211C01

Communication System: 802.11a ; Frequency: 5240 MHz
Medium parameters used: f = 5240 MHz; σ = 5.277 mho/m; ε_r = 47.045; ρ = 1000 kg/m^3
Phantom section: Flat Section
Measurement Standard: DASY5 (IEEE/IEC/ANSI C63.19-2007)

DASY Configuration:

- Probe: EX3DV4 - SN3592; ConvF(3.95, 3.95, 3.95); Calibrated: 11/16/2011
- Sensor-Surface: 2mm (Mechanical Surface Detection), z = 1.0, 21.0
- Electronics: DAE3 Sn473; Calibrated: 1/13/2012
- Phantom: SAM 2; Type: SAM 4.0; Serial: 1080
- DASY52 52.8.0(692); SEMCAD X 14.6.4(4989)

Configuration/Touch position - 2/Area Scan (91x151x1): Measurement grid: dx=10mm, dy=10mm
Maximum value of SAR (interpolated) = 0.139 mW/g

Configuration/Touch position - 2/Zoom Scan -Ext(24x24x20), Step (4x4x2.5mm), dist=2mm (8x8x9)/Cube 0: Measurement grid: dx=4mm, dy=4mm, dz=2.5mm
Reference Value = 5.630 V/m; Power Drift = -0.19 dB
Peak SAR (extrapolated) = 0.2460
SAR(1 g) = 0.080 mW/g; SAR(10 g) = 0.034 mW/g
Maximum value of SAR (measured) = 0.140 mW/g

This report shall NOT be reproduced except in full without the written consent of RIM Testing Services
Copyright 2005-2012, RIM Testing Services, a division of Research In Motion Limited

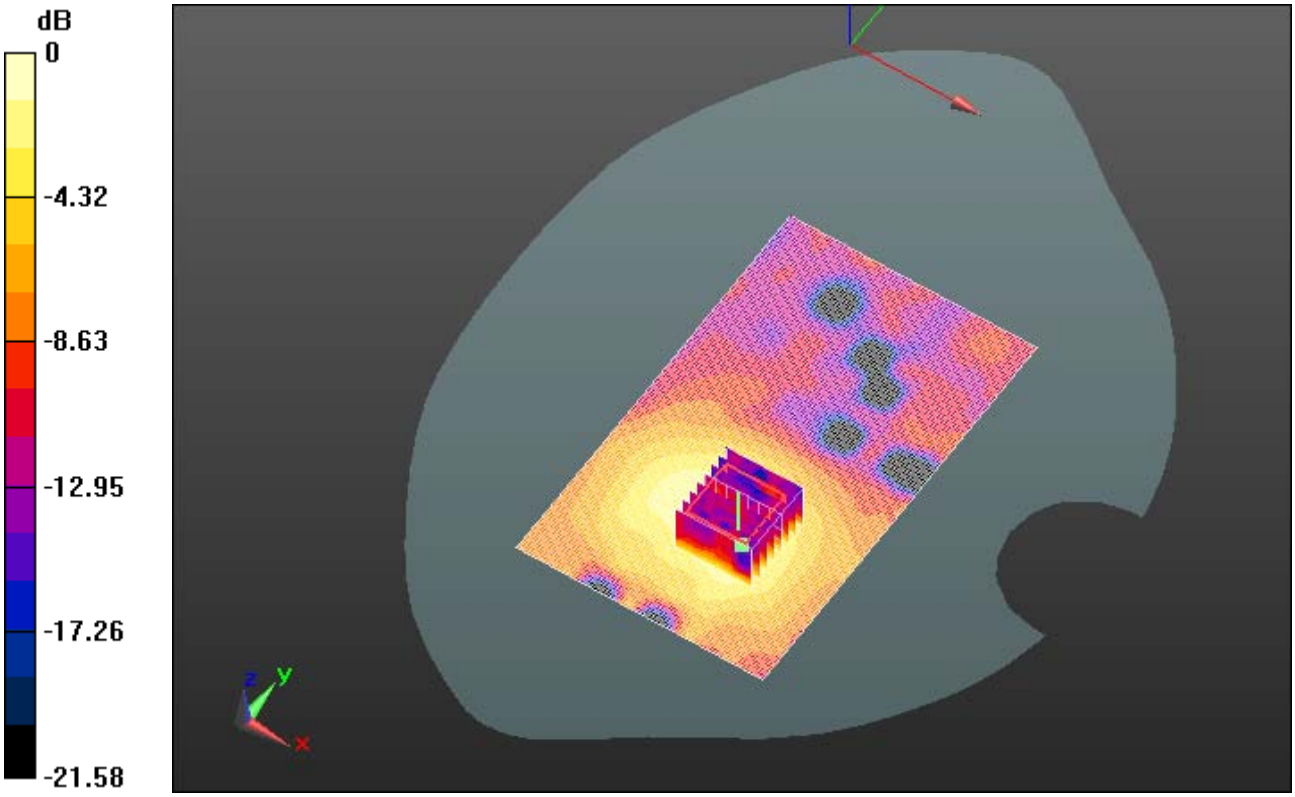

0 dB = 0.140mW/g = -17.08 dB mW/g

This report shall NOT be reproduced except in full without the written consent of RIM Testing Services
Copyright 2005-2012, RIM Testing Services, a division of Research In Motion Limited

Date/Time: 6/26/2012 10:07:37 AM

Test Laboratory: RIM Testing Services

15mm_Spacer_Back_802.11a_mid_band_chan_60_amb_temp_23.0_liq_temp_21.3C

DUT: BlackBerry Smartphone; Type: Sample ; Serial: 2A211C01

Communication System: 802.11a ; Frequency: 5300 MHz
Medium parameters used: f = 5300 MHz; σ = 5.328 mho/m; ε_r = 47.007; ρ = 1000 kg/m^3
Phantom section: Flat Section
Measurement Standard: DASY5 (IEEE/IEC/ANSI C63.19-2007)

DASY Configuration:

- Probe: EX3DV4 - SN3592; ConvF(3.95, 3.95, 3.95); Calibrated: 11/16/2011
- Sensor-Surface: 2mm (Mechanical Surface Detection), z = 1.0, 21.0
- Electronics: DAE3 Sn473; Calibrated: 1/13/2012
- Phantom: SAM 2; Type: SAM 4.0; Serial: 1080
- DASY52 52.8.0(692); SEMCAD X 14.6.4(4989)

Configuration/Touch position - 2/Area Scan (91x151x1): Measurement grid: dx=10mm, dy=10mm
Maximum value of SAR (interpolated) = 0.152 mW/g

Configuration/Touch position - 2/Zoom Scan -Ext(24x24x20), Step (4x4x2.5mm), dist=2mm (8x8x9)/Cube 0: Measurement grid: dx=4mm, dy=4mm, dz=2.5mm
Reference Value = 1.961 V/m; Power Drift = -0.28 dB
Peak SAR (extrapolated) = 0.2760
SAR(1 g) = 0.086 mW/g; SAR(10 g) = 0.037 mW/g
Maximum value of SAR (measured) = 0.152 mW/g

This report shall NOT be reproduced except in full without the written consent of RIM Testing Services
Copyright 2005-2012, RIM Testing Services, a division of Research In Motion Limited

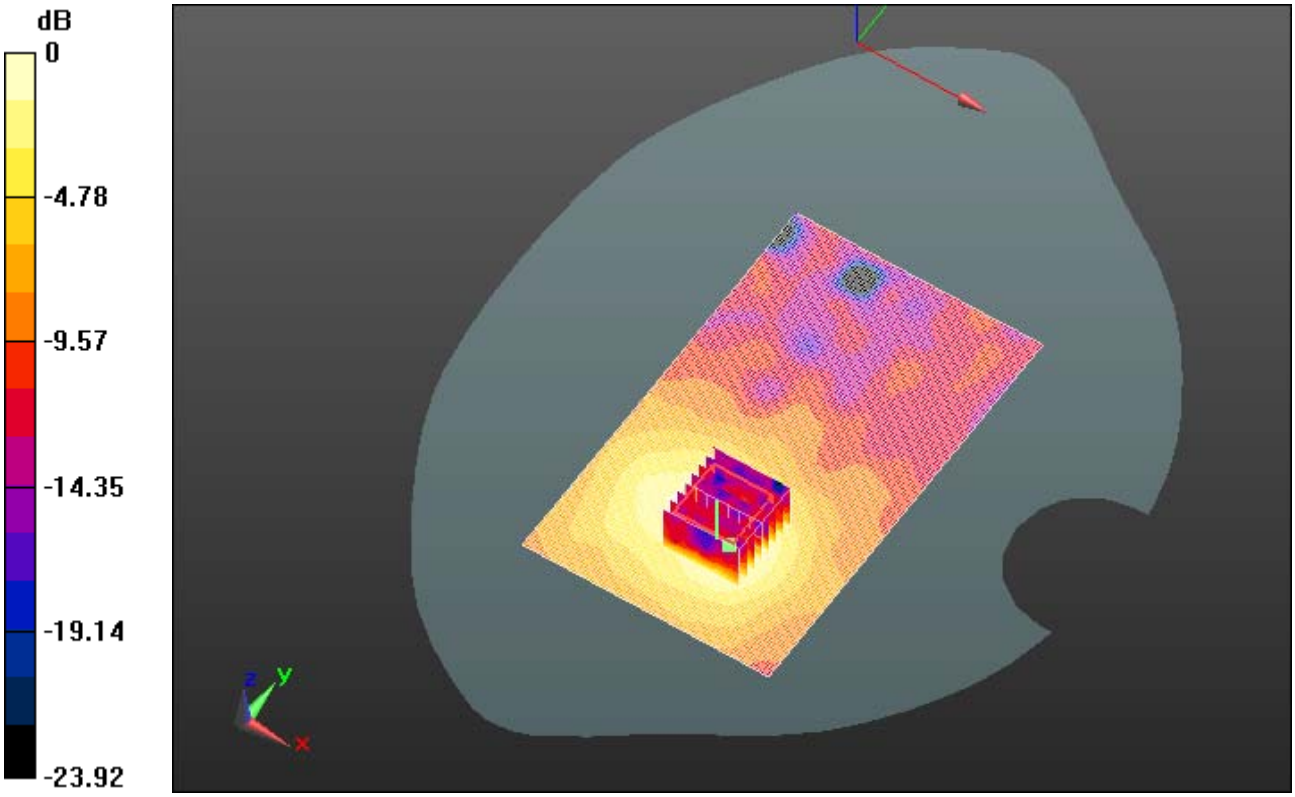

0 dB = 0.150mW/g = -16.48 dB mW/g

This report shall NOT be reproduced except in full without the written consent of RIM Testing Services
Copyright 2005-2012, RIM Testing Services, a division of Research In Motion Limited

Date/Time: 6/26/2012 6:05:59 PM

Test Laboratory: RIM Testing Services

15mm_Spacer_Back_802.11a_upper_band_l_chan_104_amb_temp_22.9_liq_temp_21.8C

DUT: BlackBerry Smartphone; Type: Sample ; Serial: 2A211C01

Communication System: 802.11a ; Frequency: 5520 MHz
Medium parameters used: f = 5520 MHz; σ = 5.648 mho/m; ε_r = 46.405; ρ = 1000 kg/m^3
Phantom section: Flat Section
Measurement Standard: DASY5 (IEEE/IEC/ANSI C63.19-2007)

DASY Configuration:

- Probe: EX3DV4 - SN3592; ConvF(3.73, 3.73, 3.73); Calibrated: 11/16/2011
- Sensor-Surface: 2mm (Mechanical Surface Detection), z = 1.0, 21.0
- Electronics: DAE3 Sn473; Calibrated: 1/13/2012
- Phantom: SAM 2; Type: SAM 4.0; Serial: 1080
- DASY52 52.8.0(692); SEMCAD X 14.6.4(4989)

Configuration/Touch position - 2/Area Scan (91x151x1): Measurement grid: dx=10mm, dy=10mm
Maximum value of SAR (interpolated) = 0.082 mW/g

Configuration/Touch position - 2/Zoom Scan -Ext(24x24x20), Step (4x4x2.5mm), dist=2mm (10x11x9)/Cube 0: Measurement grid: dx=4mm, dy=4mm, dz=2.5mm
Reference Value = 4.464 V/m; Power Drift = 0.11 dB
Peak SAR (extrapolated) = 0.2040
SAR(1 g) = 0.046 mW/g; SAR(10 g) = 0.020 mW/g
Maximum value of SAR (measured) = 0.087 mW/g

This report shall NOT be reproduced except in full without the written consent of RIM Testing Services
Copyright 2005-2012, RIM Testing Services, a division of Research In Motion Limited

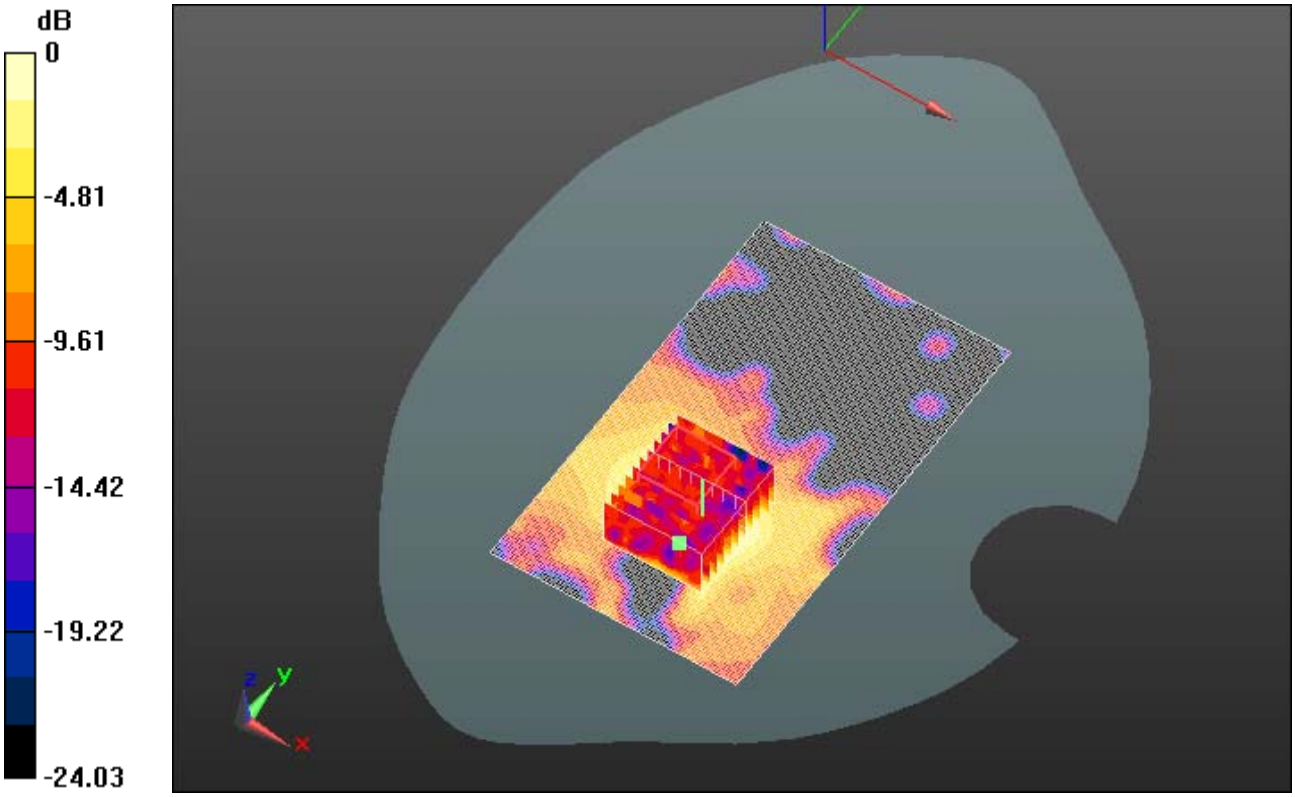

0 dB = 0.090mW/g = -20.92 dB mW/g

This report shall NOT be reproduced except in full without the written consent of RIM Testing Services
Copyright 2005-2012, RIM Testing Services, a division of Research In Motion Limited

Date/Time: 6/26/2012 7:24:54 PM

Test Laboratory: RIM Testing Services

15mm_Spacer_Back_802.11a_upper_band_II_chan_149_amb_temp_22.5_liq_temp_21.8C

DUT: BlackBerry Smartphone; Type: Sample ; Serial: 2A211C01

Communication System: 802.11a ; Frequency: 5745 MHz
Medium parameters used: f = 5745 MHz; σ = 6.016 mho/m; ε_r = 46.216; ρ = 1000 kg/m^3
Phantom section: Flat Section
Measurement Standard: DASY5 (IEEE/IEC/ANSI C63.19-2007)

DASY Configuration:

- Probe: EX3DV4 - SN3592; ConvF(3.4, 3.4, 3.4); Calibrated: 11/16/2011
- Sensor-Surface: 2mm (Mechanical Surface Detection), z = 1.0, 21.0
- Electronics: DAE3 Sn473; Calibrated: 1/13/2012
- Phantom: SAM 2; Type: SAM 4.0; Serial: 1080
- DASY52 52.8.0(692); SEMCAD X 14.6.4(4989)

Configuration/Touch position - 2/Area Scan (91x151x1): Measurement grid: dx=10mm, dy=10mm
Maximum value of SAR (interpolated) = 0.125 mW/g

Configuration/Touch position - 2/Zoom Scan -Ext(24x24x20), Step (4x4x2.5mm), dist=2mm (9x9x9)/Cube 0: Measurement grid: dx=4mm, dy=4mm, dz=2.5mm
Reference Value = 5.240 V/m; Power Drift = 0.02 dB
Peak SAR (extrapolated) = 0.2180
SAR(1 g) = 0.071 mW/g; SAR(10 g) = 0.029 mW/g
Maximum value of SAR (measured) = 0.131 mW/g

This report shall NOT be reproduced except in full without the written consent of RIM Testing Services
Copyright 2005-2012, RIM Testing Services, a division of Research In Motion Limited

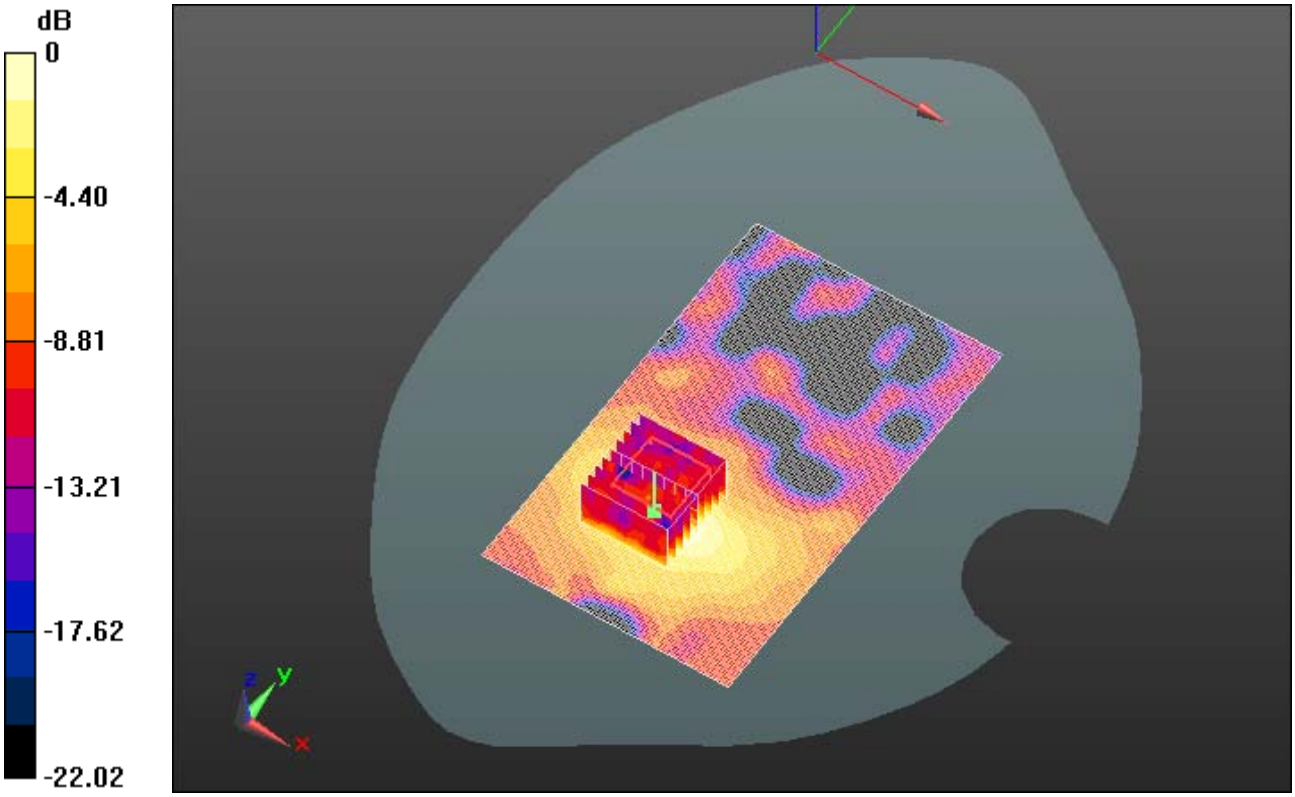

0 dB = 0.130mW/g = -17.72 dB mW/g

This report shall NOT be reproduced except in full without the written consent of RIM Testing Services
Copyright 2005-2012, RIM Testing Services, a division of Research In Motion Limited

Date/Time: 6/26/2012 9:02:42 PM

Test Laboratory: RIM Testing Services

15mm_Spacer_Front_802.11a_low_band_chan_48_amb_temp_22.5_liq_temp_21.8C

DUT: BlackBerry Smartphone; Type: Sample ; Serial: 2A211C01

Communication System: 802.11a ; Frequency: 5240 MHz
Medium parameters used: f = 5240 MHz; σ = 5.277 mho/m; ε_r = 47.045; ρ = 1000 kg/m^3
Phantom section: Flat Section
Measurement Standard: DASY5 (IEEE/IEC/ANSI C63.19-2007)

DASY Configuration:

- Probe: EX3DV4 - SN3592; ConvF(3.95, 3.95, 3.95); Calibrated: 11/16/2011
- Sensor-Surface: 2mm (Mechanical Surface Detection), z = 1.0, 21.0
- Electronics: DAE3 Sn473; Calibrated: 1/13/2012
- Phantom: SAM 2; Type: SAM 4.0; Serial: 1080
- DASY52 52.8.0(692); SEMCAD X 14.6.4(4989)

Configuration/Touch position - 2/Area Scan (91x151x1): Measurement grid: dx=10mm, dy=10mm
Maximum value of SAR (interpolated) = 0.025 mW/g

Configuration/Touch position - 2/Zoom Scan -Ext(24x24x20), Step (4x4x2.5mm), dist=2mm (11x10x9)/Cube 0: Measurement grid: dx=4mm, dy=4mm, dz=2.5mm
Reference Value = 1.668 V/m; Power Drift = 0.32 dB
Peak SAR (extrapolated) = 0.0370
SAR(1 g) = 0.00831 mW/g; SAR(10 g) = 0.00557 mW/g
Maximum value of SAR (measured) = 0.017 mW/g

This report shall NOT be reproduced except in full without the written consent of RIM Testing Services
Copyright 2005-2012, RIM Testing Services, a division of Research In Motion Limited

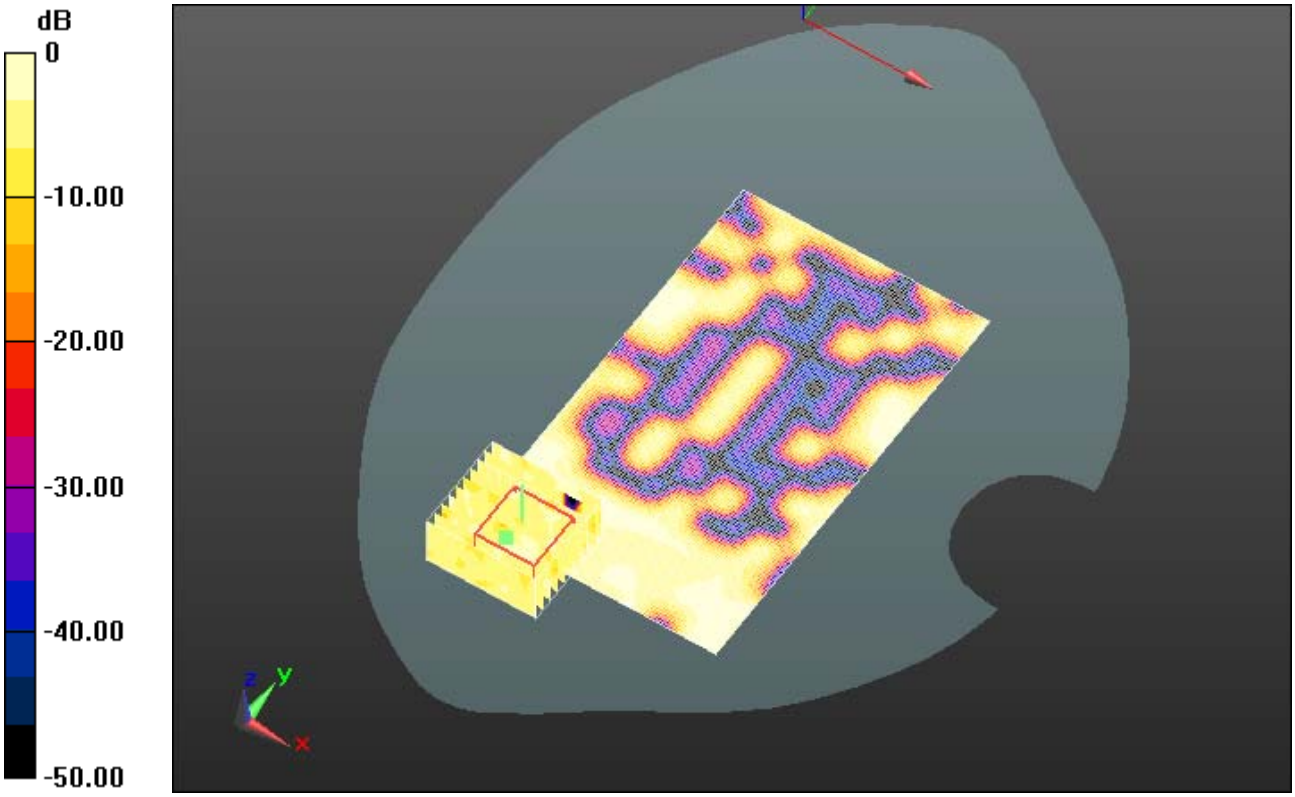

0 dB = 0.020mW/g = -33.98 dB mW/g

This report shall NOT be reproduced except in full without the written consent of RIM Testing Services
Copyright 2005-2012, RIM Testing Services, a division of Research In Motion Limited

Date/Time: 6/27/2012 12:14:21 AM

Test Laboratory: RIM Testing Services

Vertical_Holster_Back_802.11a_low_band_chan_48_amb_temp_22.6_liq_temp_21.4C

DUT: BlackBerry Smartphone; Type: Sample ; Serial: 2A211C01

Communication System: 802.11a ; Frequency: 5240 MHz
Medium parameters used: f = 5240 MHz; σ = 5.277 mho/m; ε_r = 47.045; ρ = 1000 kg/m^3
Phantom section: Flat Section
Measurement Standard: DASY5 (IEEE/IEC/ANSI C63.19-2007)

DASY Configuration:

- Probe: EX3DV4 - SN3592; ConvF(3.95, 3.95, 3.95); Calibrated: 11/16/2011
- Sensor-Surface: 2mm (Mechanical Surface Detection), z = 1.0, 21.0
- Electronics: DAE3 Sn473; Calibrated: 1/13/2012
- Phantom: SAM 2; Type: SAM 4.0; Serial: 1080
- DASY52 52.8.0(692); SEMCAD X 14.6.4(4989)

Configuration/Touch position -/Area Scan (51x71x1): Measurement grid: dx=20mm, dy=20mm
Maximum value of SAR (interpolated) = 0.151 mW/g

Configuration/Touch position - 2/Area Scan (91x151x1): Measurement grid: dx=10mm, dy=10mm
Maximum value of SAR (interpolated) = 0.865 mW/g

Configuration/Touch position - 2/Zoom Scan -Ext(24x24x20), Step (4x4x2.5mm), dist=2mm (9x9x9)/Cube 0: Measurement grid: dx=4mm, dy=4mm, dz=2.5mm
Reference Value = 7.079 V/m; Power Drift = -0.27 dB
Peak SAR (extrapolated) = 1.5770
SAR(1 g) = 0.389 mW/g; SAR(10 g) = 0.097 mW/g
Maximum value of SAR (measured) = 0.838 mW/g

This report shall NOT be reproduced except in full without the written consent of RIM Testing Services
Copyright 2005-2012, RIM Testing Services, a division of Research In Motion Limited

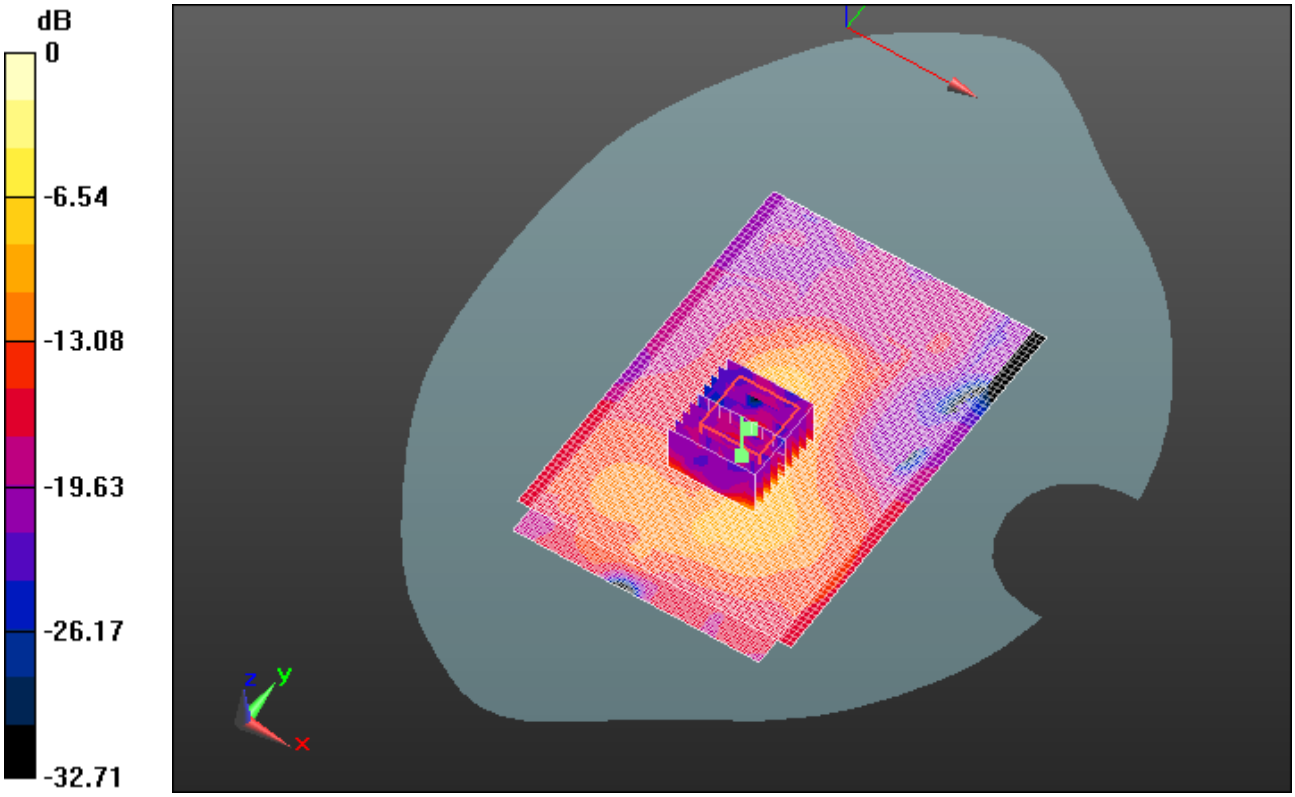

0 dB = 0.840mW/g = -1.51 dB mW/g

This report shall NOT be reproduced except in full without the written consent of RIM Testing Services
Copyright 2005-2012, RIM Testing Services, a division of Research In Motion Limited

Date/Time: 6/26/2012 9:59:14 PM

Test Laboratory: RIM Testing Services

15mm_Spacer_Back_Headset_802.11a_low_band_chan_48_amb_temp_22.1_liq_temp_21.4C

DUT: BlackBerry Smartphone; Type: Sample ; Serial: 2A211C01

Communication System: 802.11a ; Frequency: 5240 MHz
Medium parameters used: f = 5240 MHz; σ = 5.277 mho/m; ε_r = 47.045; ρ = 1000 kg/m^3
Phantom section: Flat Section
Measurement Standard: DASY5 (IEEE/IEC/ANSI C63.19-2007)

DASY Configuration:

- Probe: EX3DV4 - SN3592; ConvF(3.95, 3.95, 3.95); Calibrated: 11/16/2011
- Sensor-Surface: 2mm (Mechanical Surface Detection), z = 1.0, 21.0
- Electronics: DAE3 Sn473; Calibrated: 1/13/2012
- Phantom: SAM 2; Type: SAM 4.0; Serial: 1080
- DASY52 52.8.0(692); SEMCAD X 14.6.4(4989)

Configuration/Touch position - 2/Area Scan (91x151x1): Measurement grid: dx=10mm, dy=10mm
Maximum value of SAR (interpolated) = 0.131 mW/g

Configuration/Touch position - 2/Zoom Scan -Ext(24x24x20), Step (4x4x2.5mm), dist=2mm (8x8x9)/Cube 0: Measurement grid: dx=4mm, dy=4mm, dz=2.5mm
Reference Value = 2.233 V/m; Power Drift = 0.13 dB
Peak SAR (extrapolated) = 0.2500
SAR(1 g) = 0.075 mW/g; SAR(10 g) = 0.032 mW/g
Maximum value of SAR (measured) = 0.132 mW/g

This report shall NOT be reproduced except in full without the written consent of RIM Testing Services
Copyright 2005-2012, RIM Testing Services, a division of Research In Motion Limited

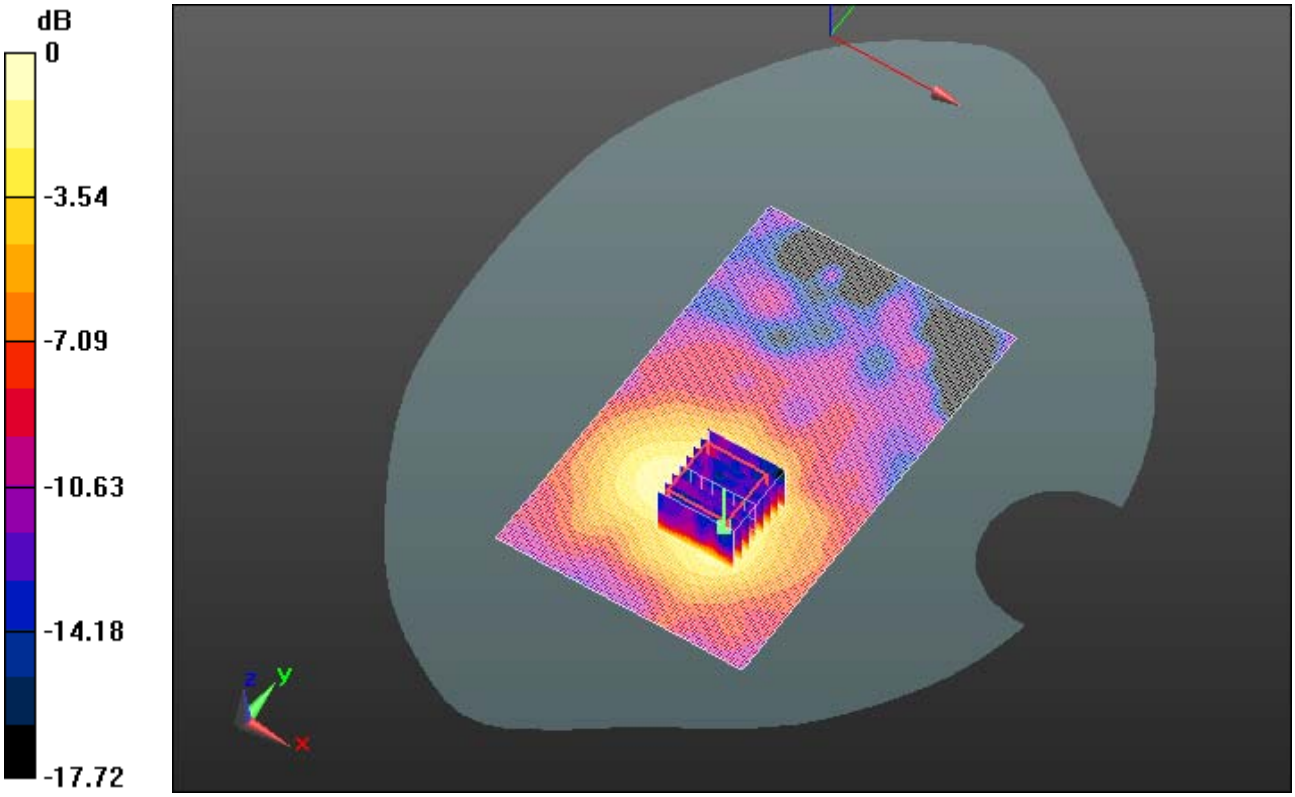

0 dB = 0.130mW/g = -17.72 dB mW/g

This report shall NOT be reproduced except in full without the written consent of RIM Testing Services
Copyright 2005-2012, RIM Testing Services, a division of Research In Motion Limited

Date/Time: 9/18/2012 1:32:02 AM

Test Laboratory: RIM Testing Services

Vertical_Holster_Back_802.11a_low_band_chan_104_amb_temp_23.5_liq_temp_21.5C

DUT: BlackBerry Smartphone; Type: Sample ; Serial: 2A8C7018

Communication System: 802.11a ; Frequency: 5520 MHz
Medium parameters used: f = 5520 MHz; σ = 5.53 mho/m; ε_r = 46.86; ρ = 1000 kg/m^3
Phantom section: Flat Section
Measurement Standard: DASY5 (IEEE/IEC/ANSI C63.19-2007)

DASY Configuration:

- Probe: EX3DV4 - SN3592; ConvF(3.62, 3.62, 3.62); Calibrated: 11/16/2011
- Sensor-Surface: 2mm (Mechanical Surface Detection), z = 1.0, 21.0
- Electronics: DAE3 Sn473; Calibrated: 1/13/2012
- Phantom: SAM 2; Type: SAM 4.0; Serial: 1080
- DASY52 52.8.0(692); SEMCAD X 14.6.4(4989)

Configuration/Touch position - 2/Area Scan (91x151x1): Measurement grid: dx=10mm, dy=10mm
Maximum value of SAR (interpolated) = 0.266 mW/g

Configuration/Touch position - 2/Zoom Scan -Ext(24x24x20), Step (4x4x2.5mm), dist=2mm (9x9x9)/Cube 0: Measurement grid: dx=4mm, dy=4mm, dz=2.5mm
Reference Value = 4.779 V/m; Power Drift = -0.43 dB
Peak SAR (extrapolated) = 0.7260
SAR(1 g) = 0.166 mW/g; SAR(10 g) = 0.046 mW/g
Maximum value of SAR (measured) = 0.365 mW/g

This report shall NOT be reproduced except in full without the written consent of RIM Testing Services
Copyright 2005-2012, RIM Testing Services, a division of Research In Motion Limited

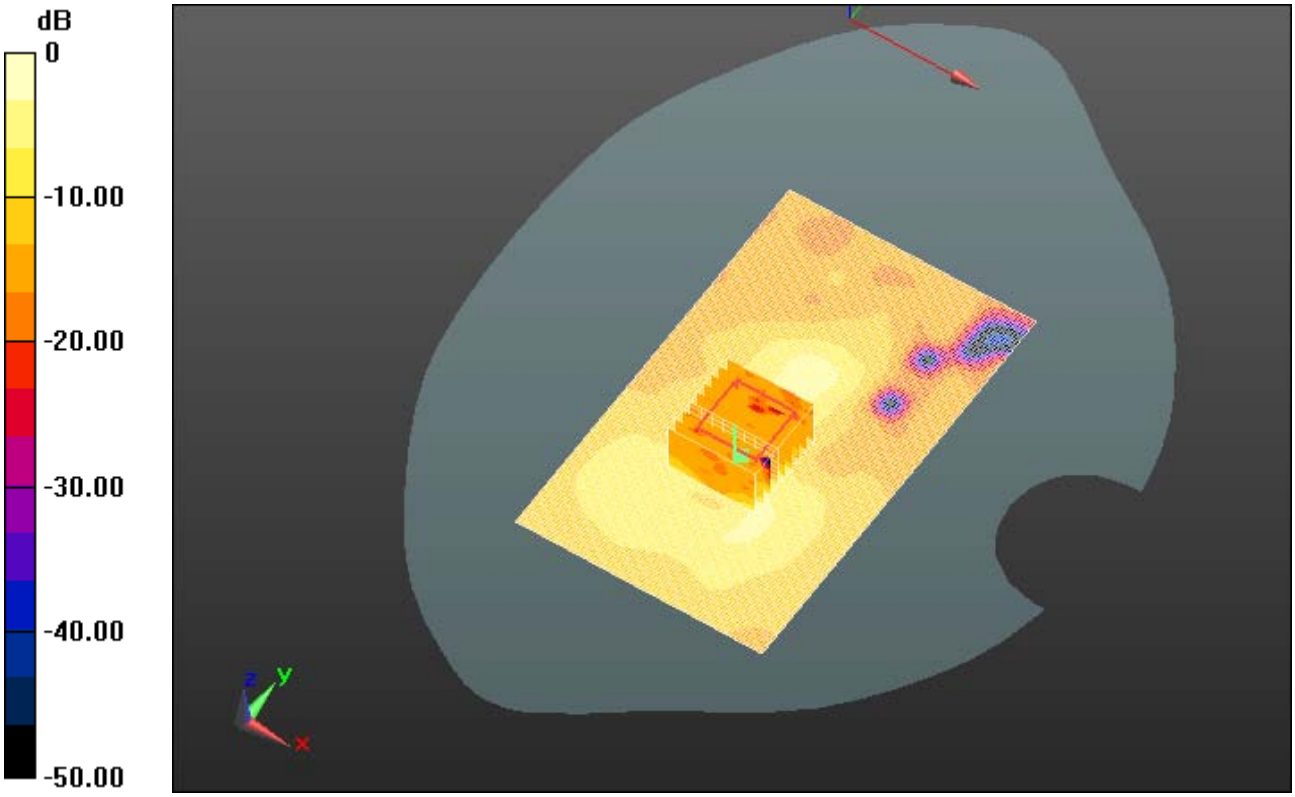

0 dB = 0.370mW/g = -8.64 dB mW/g

This report shall NOT be reproduced except in full without the written consent of RIM Testing Services
Copyright 2005-2012, RIM Testing Services, a division of Research In Motion Limited

Z axis plot for the worst case body configuration

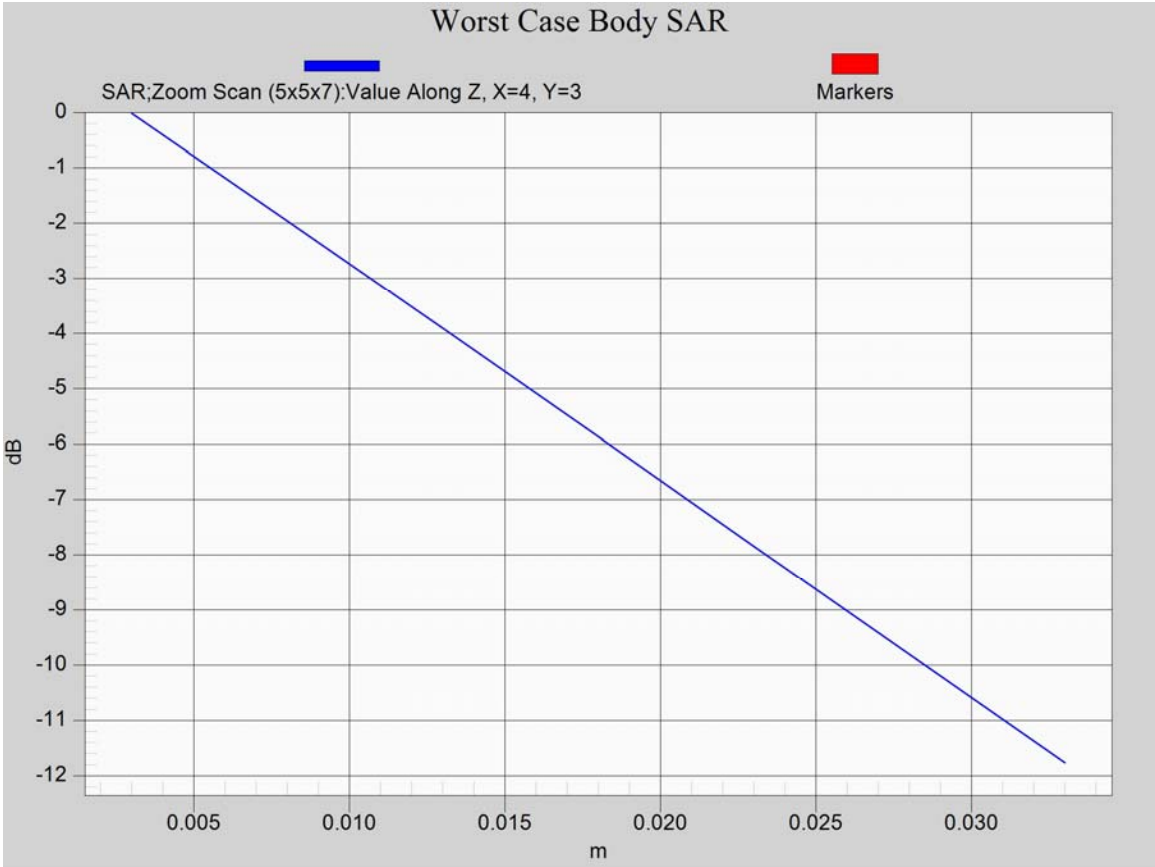

This report shall NOT be reproduced except in full without the written consent of RIM Testing Services
Copyright 2005-2012, RIM Testing Services, a division of Research In Motion Limited