APPENDIX B: SAR DISTRIBUTION PLOTS FOR HEAD CONFIGURATION

This report shall NOT be reproduced except in full without the written consent of RIM Testing Services
Copyright 2005-2012, RIM Testing Services, a division of Research In Motion Limited

Date/Time: 7/24/2012 3:46:32 PM

Test Laboratory: RIM Testing Services

RightHandSide_EDGE850_low_chan_amb_temp_23.0C_liq_temp_23.0C

DUT: BlackBerry Smartphone; Type: Sample; Serial: 2A4A5839

Communication System: EDGE 850 (2slots); Frequency: 824.2 MHz
Medium parameters used: f = 825 MHz; σ = 0.869 mho/m; ε_r = 40.361; ρ = 1000 kg/m^3
Phantom section: Right Section
Measurement Standard: DASY5 (IEEE/IEC/ANSI C63.19-2007)

DASY Configuration:

- Probe: ES3DV3 - SN3225; ConvF(6.06, 6.06, 6.06); Calibrated: 1/11/2012
- Sensor-Surface: 3mm (Mechanical Surface Detection), z = 2.0, 32.0
- Electronics: DAE3 Sn473; Calibrated: 1/13/2012
- Phantom: SAM 1; Type: SAM 4.0; Serial: 1076
- DASY52 52.8.0(692); SEMCAD X 14.6.4(4989)

Configuration/Touch position -/Area Scan (61x101x1): Measurement grid: dx=15mm, dy=15mm
Maximum value of SAR (interpolated) = 0.761 mW/g

Configuration/Touch position -/Zoom Scan (5x5x7) (5x5x7)/Cube 0:
Measurement grid: dx=7.5mm, dy=7.5mm, dz=5mm
Reference Value = 9.410 V/m; Power Drift = -0.21 dB
Peak SAR (extrapolated) = 0.8590
SAR(1 g) = 0.717 mW/g; SAR(10 g) = 0.551 mW/g
Maximum value of SAR (measured) = 0.771 mW/g

This report shall NOT be reproduced except in full without the written consent of RIM Testing Services
Copyright 2005-2012, RIM Testing Services, a division of Research In Motion Limited

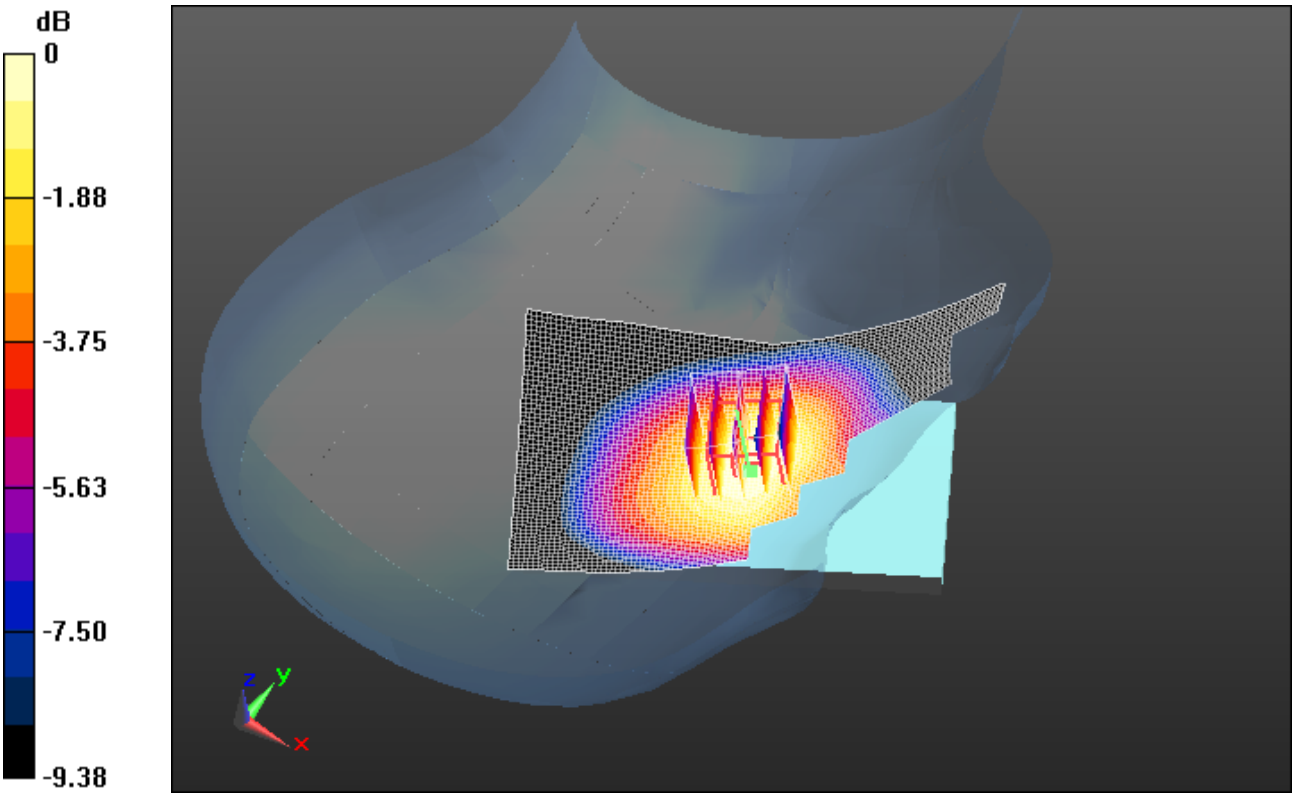

0 dB = 0.770mW/g = -2.27 dB mW/g

This report shall NOT be reproduced except in full without the written consent of RIM Testing Services
Copyright 2005-2012, RIM Testing Services, a division of Research In Motion Limited

Date/Time: 7/24/2012 3:27:30 PM

Test Laboratory: RIM Testing Services

RightHandSide_EDGE850_mid_chan_amb_temp_23.0C_liq_temp_22.2 C

DUT: BlackBerry Smartphone; Type: Sample; Serial: 2A4A5839

Communication System: EDGE 850 (2slots); Frequency: 836.8 MHz
Medium parameters used (interpolated): f = 836.8 MHz; σ = 0.879 mho/m; ε_r = 40.179; ρ = 1000 kg/m^3
Phantom section: Right Section
Measurement Standard: DASY5 (IEEE/IEC/ANSI C63.19-2007)

DASY Configuration:

- Probe: ES3DV3 - SN3225; ConvF(6.06, 6.06, 6.06); Calibrated: 1/11/2012
- Sensor-Surface: 3mm (Mechanical Surface Detection), z = 2.0, 32.0
- Electronics: DAE3 Sn473; Calibrated: 1/13/2012
- Phantom: SAM 1; Type: SAM 4.0; Serial: 1076
- DASY52 52.8.0(692); SEMCAD X 14.6.4(4989)

Configuration/Touch position -/Area Scan (61x101x1): Measurement grid: dx=15mm, dy=15mm

Info: Interpolated medium parameters used for SAR evaluation.
Maximum value of SAR (interpolated) = 0.894 mW/g

Configuration/Touch position -/Zoom Scan (5x5x7) (5x5x7)/Cube 0:
Measurement grid: dx=7.5mm, dy=7.5mm, dz=5mm
Reference Value = 10.200 V/m; Power Drift = -0.27 dB
Peak SAR (extrapolated) = 0.9940
SAR(1 g) = 0.823 mW/g; SAR(10 g) = 0.625 mW/g

Info: Interpolated medium parameters used for SAR evaluation.
Maximum value of SAR (measured) = 0.880 mW/g

This report shall NOT be reproduced except in full without the written consent of RIM Testing Services
Copyright 2005-2012, RIM Testing Services, a division of Research In Motion Limited

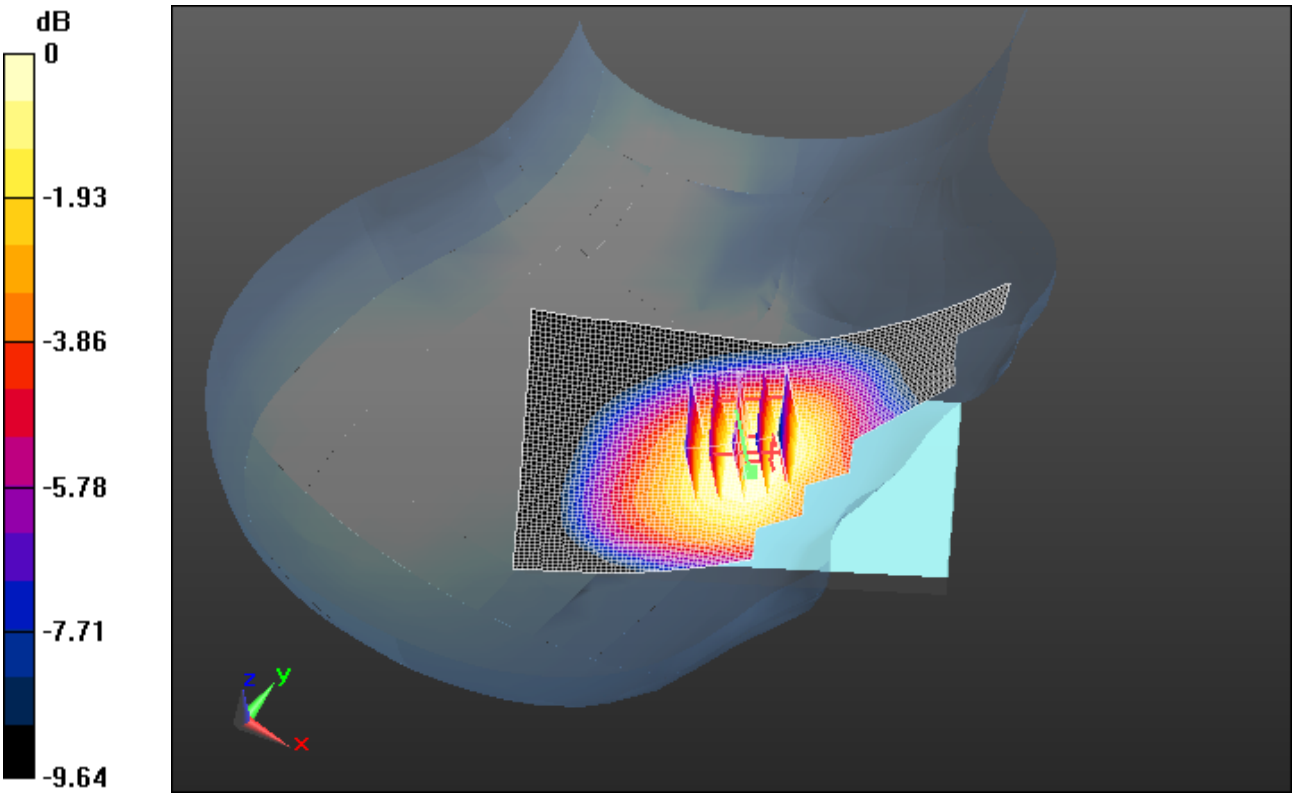

0 dB = 0.880mW/g = -1.11 dB mW/g

This report shall NOT be reproduced except in full without the written consent of RIM Testing Services
Copyright 2005-2012, RIM Testing Services, a division of Research In Motion Limited

Date/Time: 7/24/2012 4:04:20 PM

Test Laboratory: RIM Testing Services

RightHandSide_EDGE850_high_chan_amb_temp_23.0C_liq_temp_22.9 C

DUT: BlackBerry Smartphone; Type: Sample; Serial: 2A4A5839

Communication System: EDGE 850 (2slots); Frequency: 848.8 MHz
Medium parameters used (interpolated): f = 848.8 MHz; σ = 0.888 mho/m; ε_r = 40.021; ρ = 1000 kg/m^3
Phantom section: Right Section
Measurement Standard: DASY5 (IEEE/IEC/ANSI C63.19-2007)

DASY Configuration:

- Probe: ES3DV3 - SN3225; ConvF(6.06, 6.06, 6.06); Calibrated: 1/11/2012
- Sensor-Surface: 3mm (Mechanical Surface Detection), z = 2.0, 32.0
- Electronics: DAE3 Sn473; Calibrated: 1/13/2012
- Phantom: SAM 1; Type: SAM 4.0; Serial: 1076
- DASY52 52.8.0(692); SEMCAD X 14.6.4(4989)

Configuration/Touch position -/Area Scan (61x101x1): Measurement grid: dx=15mm, dy=15mm

Info: Interpolated medium parameters used for SAR evaluation.
Maximum value of SAR (interpolated) = 0.983 mW/g

Configuration/Touch position -/Zoom Scan (5x5x7) (5x5x7)/Cube 0:
Measurement grid: dx=7.5mm, dy=7.5mm, dz=5mm
Reference Value = 10.348 V/m; Power Drift = -0.007 dB
Peak SAR (extrapolated) = 1.0830
SAR(1 g) = 0.901 mW/g; SAR(10 g) = 0.687 mW/g

Info: Interpolated medium parameters used for SAR evaluation.
Maximum value of SAR (measured) = 0.977 mW/g

This report shall NOT be reproduced except in full without the written consent of RIM Testing Services
Copyright 2005-2012, RIM Testing Services, a division of Research In Motion Limited

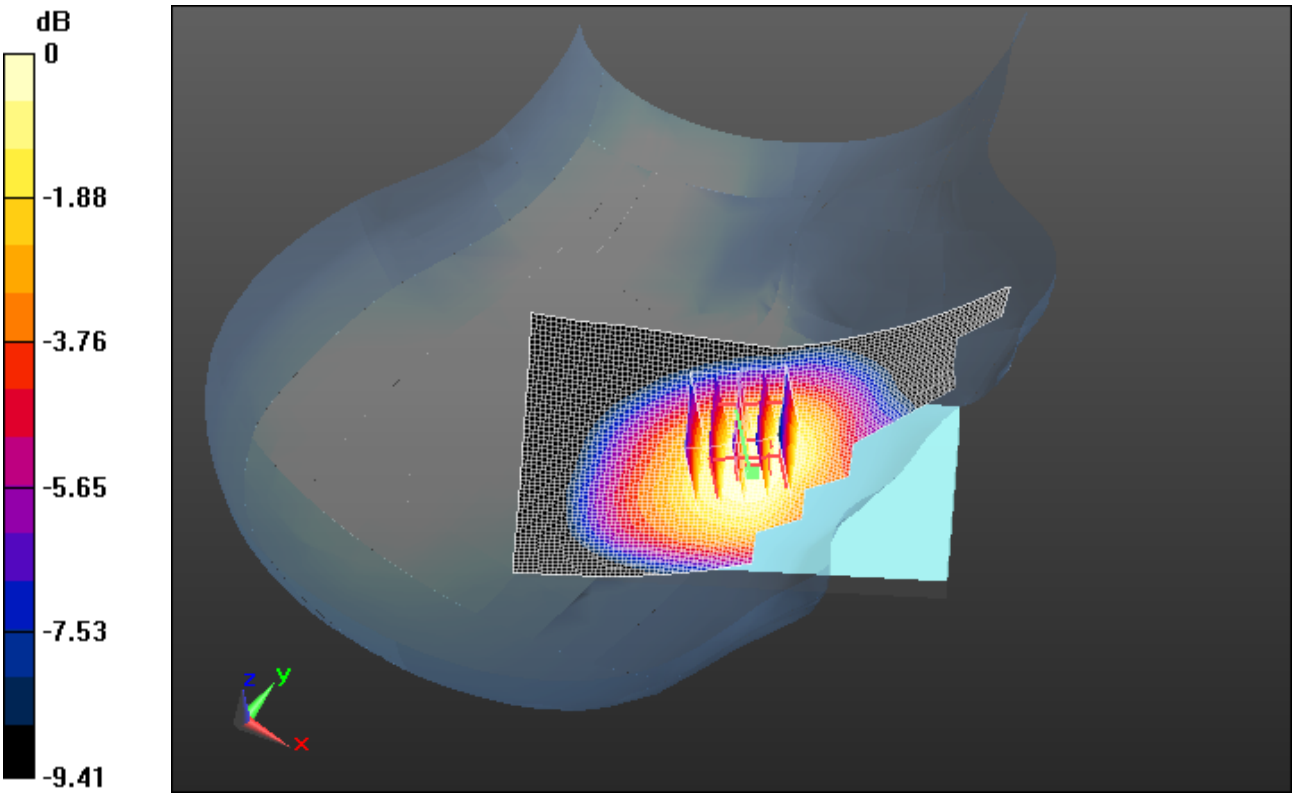

0 dB = 0.980mW/g = -0.18 dB mW/g

This report shall NOT be reproduced except in full without the written consent of RIM Testing Services
Copyright 2005-2012, RIM Testing Services, a division of Research In Motion Limited

Date/Time: 7/24/2012 4:22:20 PM

Test Laboratory: RIM Testing Services

RightHandSide_Tilt_EDGE850_mid_chan_amb_temp_23.6C_liq_temp_22.9C

DUT: BlackBerry Smartphone; Type: Sample; Serial: 2A4A5839

Communication System: EDGE 850 (2slots); Frequency: 836.8 MHz
Medium parameters used (interpolated): f = 836.8 MHz; σ = 0.879 mho/m; ε_r = 40.179; ρ = 1000 kg/m^3
Phantom section: Right Section
Measurement Standard: DASY5 (IEEE/IEC/ANSI C63.19-2007)

DASY Configuration:

- Probe: ES3DV3 - SN3225; ConvF(6.06, 6.06, 6.06); Calibrated: 1/11/2012
- Sensor-Surface: 3mm (Mechanical Surface Detection), z = 2.0, 32.0
- Electronics: DAE3 Sn473; Calibrated: 1/13/2012
- Phantom: SAM 1; Type: SAM 4.0; Serial: 1076
- DASY52 52.8.0(692); SEMCAD X 14.6.4(4989)

Configuration/Tilt position -/Area Scan (61x101x1): Measurement grid: dx=15mm, dy=15mm

Info: Interpolated medium parameters used for SAR evaluation.
Maximum value of SAR (interpolated) = 0.462 mW/g

Configuration/Tilt position -/Zoom Scan (5x5x7) (5x5x7)/Cube 0:
Measurement grid: dx=7.5mm, dy=7.5mm, dz=5mm
Reference Value = 16.277 V/m; Power Drift = -0.11 dB
Peak SAR (extrapolated) = 0.5370
SAR(1 g) = 0.432 mW/g; SAR(10 g) = 0.328 mW/g

Info: Interpolated medium parameters used for SAR evaluation.
Maximum value of SAR (measured) = 0.472 mW/g

This report shall NOT be reproduced except in full without the written consent of RIM Testing Services
Copyright 2005-2012, RIM Testing Services, a division of Research In Motion Limited

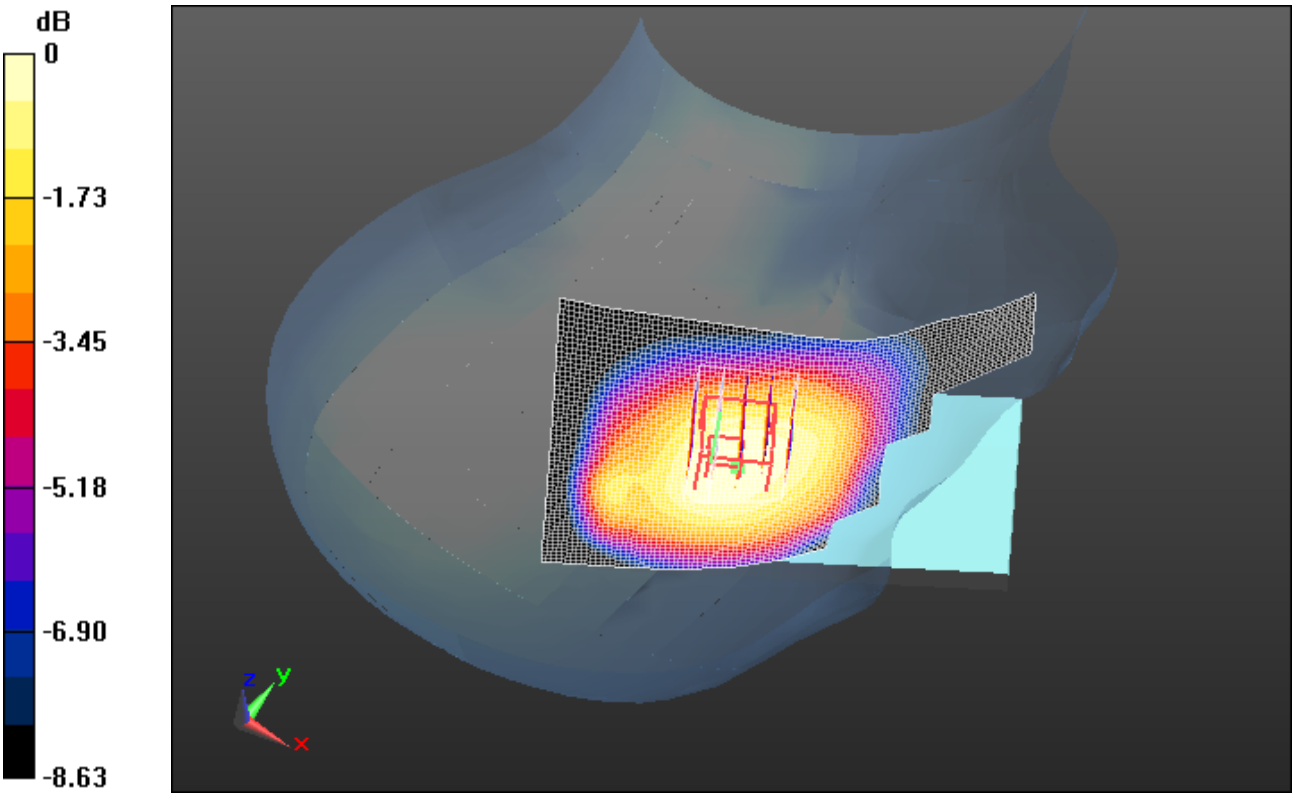

0 dB = 0.470mW/g = -6.56 dB mW/g

This report shall NOT be reproduced except in full without the written consent of RIM Testing Services
Copyright 2005-2012, RIM Testing Services, a division of Research In Motion Limited

Date/Time: 7/24/2012 4:41:27 PM

Test Laboratory: RIM Testing Services

RightHandSide_GSM850_high_chan_amb_temp_23.0C_liq_temp_22.9C

DUT: BlackBerry Smartphone; Type: Sample; Serial: 2A4A5839

Communication System: GSM 850; Frequency: 848.8 MHz
Medium parameters used (interpolated): f = 848.8 MHz; σ = 0.888 mho/m; ε_r = 40.021; ρ = 1000 kg/m^3
Phantom section: Right Section
Measurement Standard: DASY5 (IEEE/IEC/ANSI C63.19-2007)

DASY Configuration:

- Probe: ES3DV3 - SN3225; ConvF(6.06, 6.06, 6.06); Calibrated: 1/11/2012
- Sensor-Surface: 3mm (Mechanical Surface Detection), z = 2.0, 32.0
- Electronics: DAE3 Sn473; Calibrated: 1/13/2012
- Phantom: SAM 1; Type: SAM 4.0; Serial: 1076
- DASY52 52.8.0(692); SEMCAD X 14.6.4(4989)

Configuration/Touch position -/Area Scan (61x101x1): Measurement grid: dx=15mm, dy=15mm

Info: Interpolated medium parameters used for SAR evaluation.
Maximum value of SAR (interpolated) = 0.766 mW/g

Configuration/Touch position -/Zoom Scan (5x5x7) (5x5x7)/Cube 0:
Measurement grid: dx=7.5mm, dy=7.5mm, dz=5mm
Reference Value = 8.572 V/m; Power Drift = 0.12 dB
Peak SAR (extrapolated) = 0.8630
SAR(1 g) = 0.710 mW/g; SAR(10 g) = 0.540 mW/g

Info: Interpolated medium parameters used for SAR evaluation.
Maximum value of SAR (measured) = 0.769 mW/g

This report shall NOT be reproduced except in full without the written consent of RIM Testing Services
Copyright 2005-2012, RIM Testing Services, a division of Research In Motion Limited

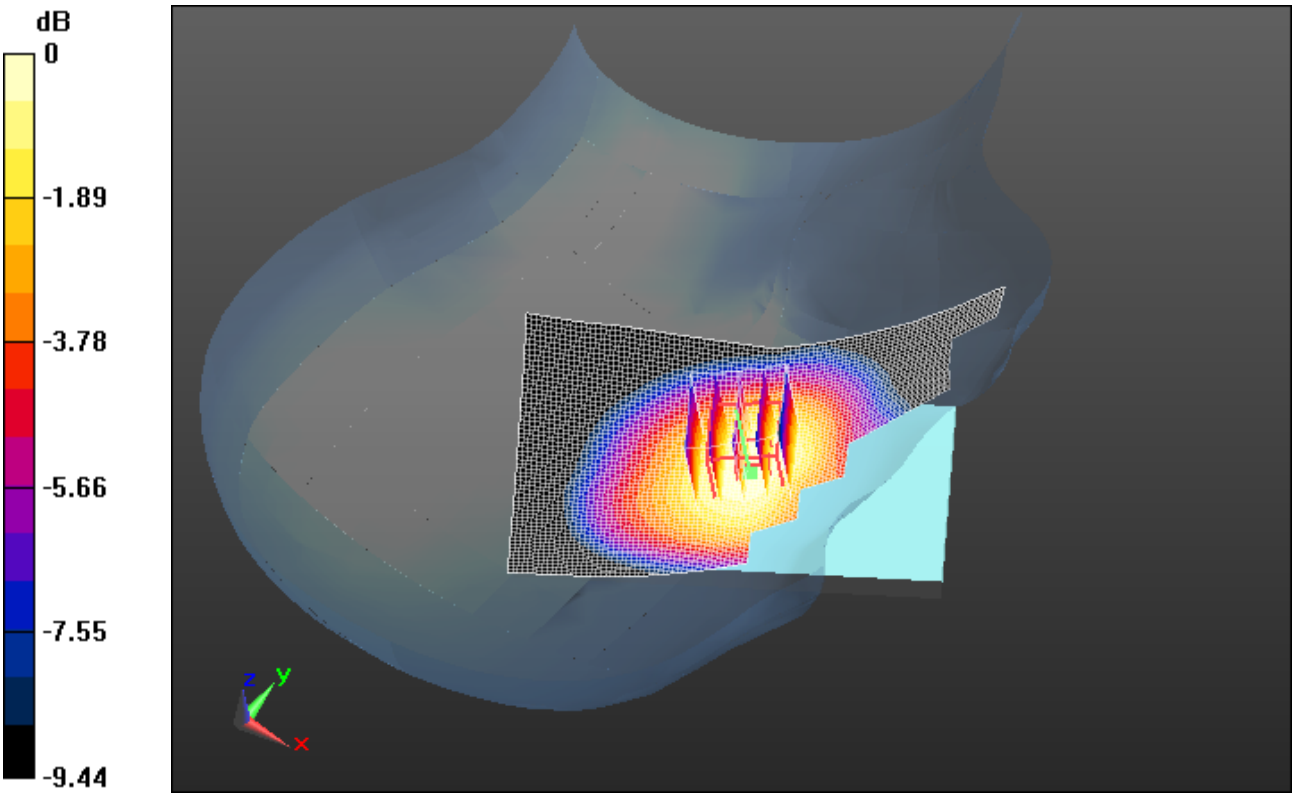

0 dB = 0.770mW/g = -2.27 dB mW/g

This report shall NOT be reproduced except in full without the written consent of RIM Testing Services
Copyright 2005-2012, RIM Testing Services, a division of Research In Motion Limited

Date/Time: 7/24/2012 6:35:39 PM

Test Laboratory: RIM Testing Services

LeftHandSide_EDGE850_mid_chan_amb_temp_23.6C_liq_temp_22.8C

DUT: BlackBerry Smartphone; Type: Sample; Serial: 2A4A5839

Communication System: EDGE 850 (2slots); Frequency: 836.8 MHz
Medium parameters used (interpolated): f = 836.8 MHz; σ = 0.879 mho/m; ε_r = 40.179; ρ = 1000 kg/m^3
Phantom section: Left Section
Measurement Standard: DASY5 (IEEE/IEC/ANSI C63.19-2007)

DASY Configuration:

- Probe: ES3DV3 - SN3225; ConvF(6.06, 6.06, 6.06); Calibrated: 1/11/2012
- Sensor-Surface: 3mm (Mechanical Surface Detection), z = 2.0, 32.0
- Electronics: DAE3 Sn473; Calibrated: 1/13/2012
- Phantom: SAM 1; Type: SAM 4.0; Serial: 1076
- DASY52 52.8.0(692); SEMCAD X 14.6.4(4989)

Configuration/Touch position -/Area Scan (61x101x1): Measurement grid: dx=15mm, dy=15mm

Info: Interpolated medium parameters used for SAR evaluation.
Maximum value of SAR (interpolated) = 0.530 mW/g

Configuration/Touch position -/Zoom Scan (5x5x7) (5x5x7)/Cube 0:
Measurement grid: dx=7.5mm, dy=7.5mm, dz=5mm
Reference Value = 7.001 V/m; Power Drift = 0.40 dB
Peak SAR (extrapolated) = 0.6100
SAR(1 g) = 0.476 mW/g; SAR(10 g) = 0.358 mW/g

Info: Interpolated medium parameters used for SAR evaluation.
Maximum value of SAR (measured) = 0.526 mW/g

This report shall NOT be reproduced except in full without the written consent of RIM Testing Services
Copyright 2005-2012, RIM Testing Services, a division of Research In Motion Limited

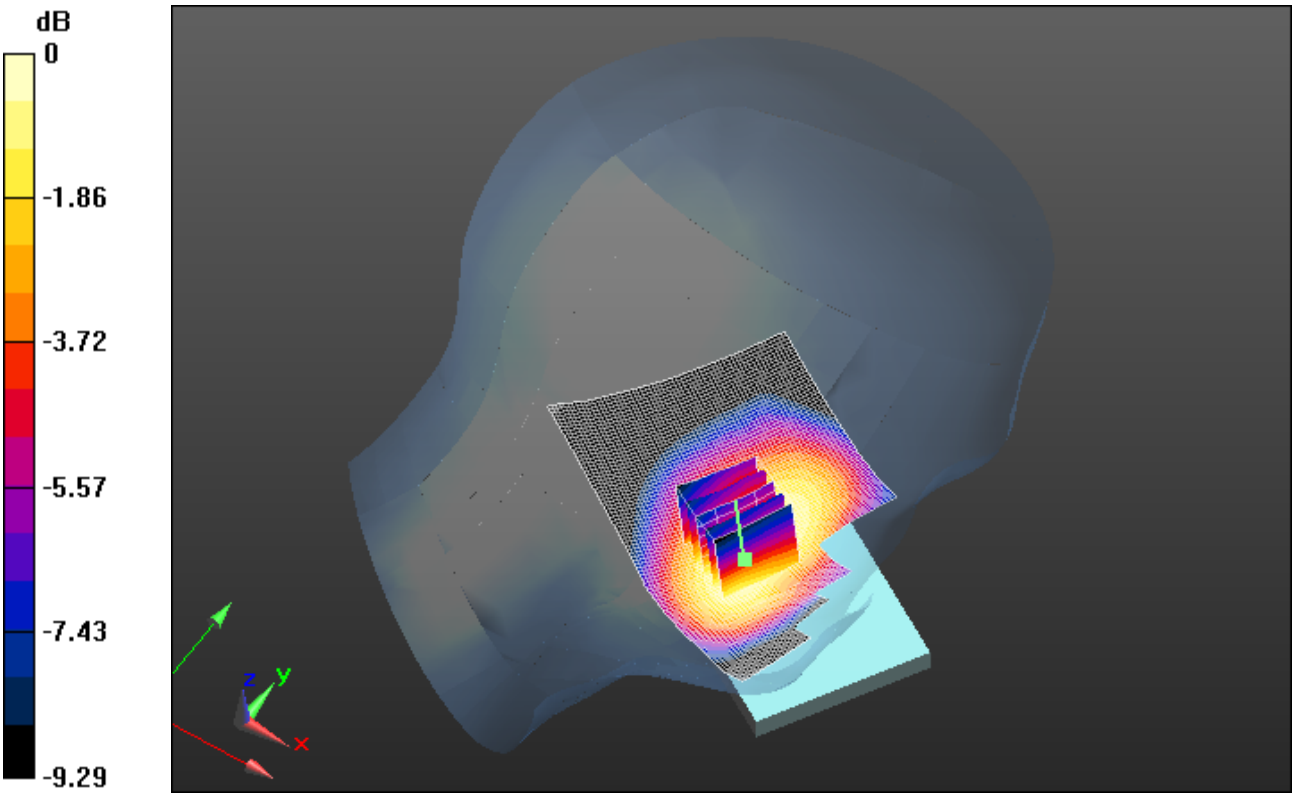

0 dB = 0.530mW/g = -5.51 dB mW/g

This report shall NOT be reproduced except in full without the written consent of RIM Testing Services
Copyright 2005-2012, RIM Testing Services, a division of Research In Motion Limited

Date/Time: 7/24/2012 7:33:47 PM

Test Laboratory: RIM Testing Services

LeftHandSide_Tilt_EDGE850_mid_chan_amb_temp_23.2C_liq_temp_22.8C

DUT: BlackBerry Smartphone; Type: Sample; Serial: 2A4A5839

Communication System: EDGE 850 (2slots); Frequency: 836.8 MHz
Medium parameters used (interpolated): f = 836.8 MHz; σ = 0.879 mho/m; ε_r = 40.179; ρ = 1000 kg/m^3
Phantom section: Left Section
Measurement Standard: DASY5 (IEEE/IEC/ANSI C63.19-2007)

DASY Configuration:

- Probe: ES3DV3 - SN3225; ConvF(6.06, 6.06, 6.06); Calibrated: 1/11/2012
- Sensor-Surface: 3mm (Mechanical Surface Detection), z = 2.0, 32.0
- Electronics: DAE3 Sn473; Calibrated: 1/13/2012
- Phantom: SAM 1; Type: SAM 4.0; Serial: 1076
- DASY52 52.8.0(692); SEMCAD X 14.6.4(4989)

Configuration/Tilt position -/Area Scan (61x101x1): Measurement grid: dx=15mm, dy=15mm

Info: Interpolated medium parameters used for SAR evaluation.
Maximum value of SAR (interpolated) = 0.324 mW/g

Configuration/Tilt position -/Zoom Scan (5x5x7) (5x5x7)/Cube 0:
Measurement grid: dx=7.5mm, dy=7.5mm, dz=5mm
Reference Value = 13.325 V/m; Power Drift = -0.03 dB
Peak SAR (extrapolated) = 0.3660
SAR(1 g) = 0.303 mW/g; SAR(10 g) = 0.234 mW/g

Info: Interpolated medium parameters used for SAR evaluation.
Maximum value of SAR (measured) = 0.330 mW/g

This report shall NOT be reproduced except in full without the written consent of RIM Testing Services
Copyright 2005-2012, RIM Testing Services, a division of Research In Motion Limited



0 dB = 0.330mW/g = -9.63 dB mW/g

This report shall NOT be reproduced except in full without the written consent of RIM Testing Services
Copyright 2005-2012, RIM Testing Services, a division of Research In Motion Limited

Date/Time: 7/24/2012 7:16:13 PM

Test Laboratory: RIM Testing Services

LeftHandSide_GSM850_mid_chan_amb_temp_23.8C_liq_temp_22.8C

DUT: BlackBerry Smartphone; Type: Sample; Serial: 2A4A5839

Communication System: GSM 850; Frequency: 836.8 MHz
Medium parameters used (interpolated): f = 836.8 MHz; σ = 0.879 mho/m; ε_r = 40.179; ρ = 1000 kg/m^3
Phantom section: Left Section
Measurement Standard: DASY5 (IEEE/IEC/ANSI C63.19-2007)

DASY Configuration:

- Probe: ES3DV3 - SN3225; ConvF(6.06, 6.06, 6.06); Calibrated: 1/11/2012
- Sensor-Surface: 3mm (Mechanical Surface Detection), z = 2.0, 32.0
- Electronics: DAE3 Sn473; Calibrated: 1/13/2012
- Phantom: SAM 1; Type: SAM 4.0; Serial: 1076
- DASY52 52.8.0(692); SEMCAD X 14.6.4(4989)

Configuration/Touch position -/Area Scan (61x101x1): Measurement grid: dx=15mm, dy=15mm

Info: Interpolated medium parameters used for SAR evaluation.
Maximum value of SAR (interpolated) = 0.497 mW/g

Configuration/Touch position -/Zoom Scan (5x5x7) (5x5x7)/Cube 0:
Measurement grid: dx=7.5mm, dy=7.5mm, dz=5mm
Reference Value = 7.415 V/m; Power Drift = -0.10 dB
Peak SAR (extrapolated) = 0.6000
SAR(1 g) = 0.457 mW/g; SAR(10 g) = 0.337 mW/g

Info: Interpolated medium parameters used for SAR evaluation.
Maximum value of SAR (measured) = 0.509 mW/g

This report shall NOT be reproduced except in full without the written consent of RIM Testing Services
Copyright 2005-2012, RIM Testing Services, a division of Research In Motion Limited

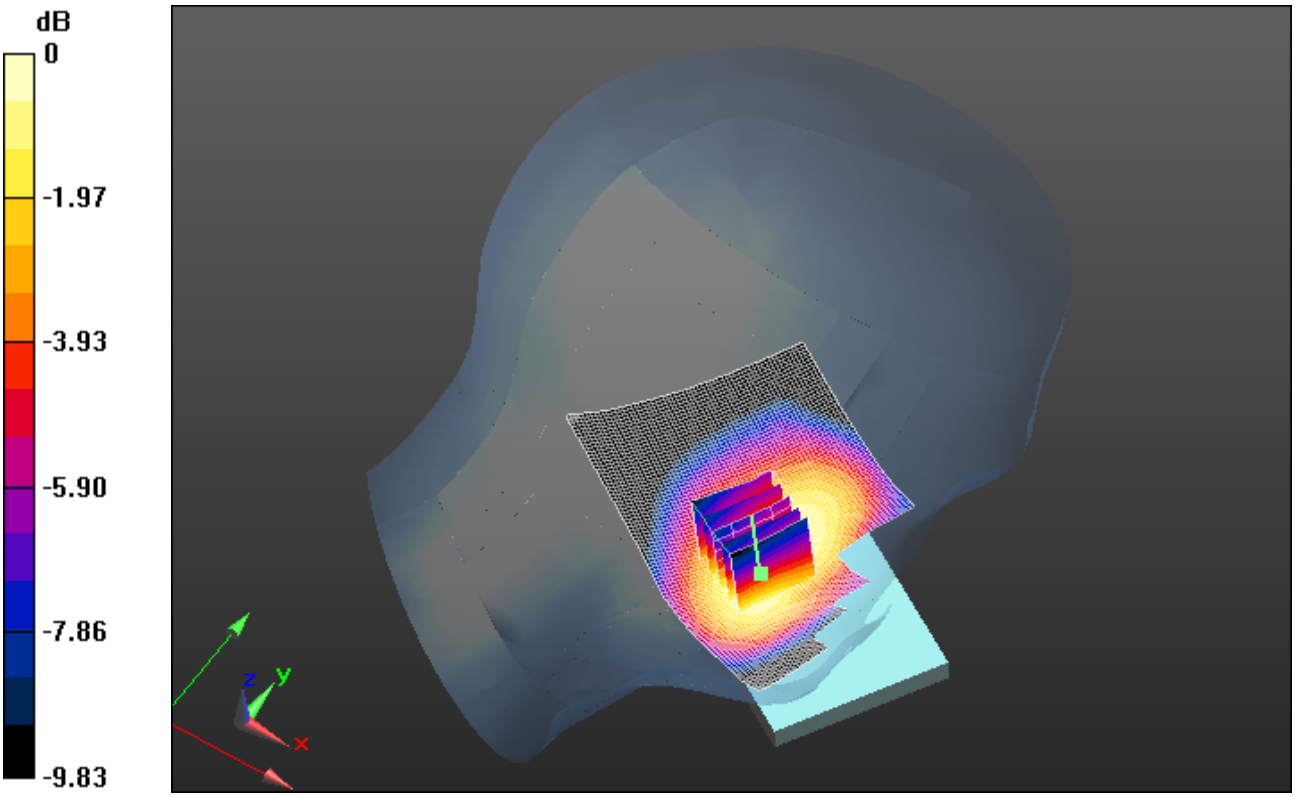

0 dB = 0.510mW/g = -5.85 dB mW/g

This report shall NOT be reproduced except in full without the written consent of RIM Testing Services
Copyright 2005-2012, RIM Testing Services, a division of Research In Motion Limited

Date/Time: 6/4/2012 11:52:32 PM

Test Laboratory: RIM Testing Services

RightHandSide_UMTS_Band_V_mid_chan_amb_temp_23.3C_liq_temp_21.9C

DUT: BlackBerry Smartphone; Type: Sample; Serial: 2A099B03

Communication System: WCDMA FDD V; Frequency: 836.4 MHz
Medium parameters used (interpolated): f = 836.4 MHz; σ = 0.883 mho/m; ε_r = 39.928; ρ = 1000 kg/m^3
Phantom section: Right Section
Measurement Standard: DASY5 (IEEE/IEC/ANSI C63.19-2007)

DASY Configuration:

- Probe: ES3DV3 - SN3225; ConvF(6.06, 6.06, 6.06); Calibrated: 1/11/2012
- Sensor-Surface: 3mm (Mechanical Surface Detection), z = 2.0, 32.0
- Electronics: DAE3 Sn473; Calibrated: 1/13/2012
- Phantom: SAM 1; Type: SAM 4.0; Serial: 1076
- DASY52 52.8.0(692); SEMCAD X 14.6.4(4989)

Configuration/Touch position -/Area Scan (61x101x1): Measurement grid: dx=15mm, dy=15mm

Info: Interpolated medium parameters used for SAR evaluation.
Maximum value of SAR (interpolated) = 0.795 mW/g

Configuration/Touch position -/Zoom Scan (5x5x7) (5x5x7)/Cube 0:
Measurement grid: dx=7.5mm, dy=7.5mm, dz=5mm
Reference Value = 8.709 V/m; Power Drift = -0.15 dB
Peak SAR (extrapolated) = 0.8540
SAR(1 g) = 0.714 mW/g; SAR(10 g) = 0.548 mW/g

Info: Interpolated medium parameters used for SAR evaluation.
Maximum value of SAR (measured) = 0.768 mW/g

This report shall NOT be reproduced except in full without the written consent of RIM Testing Services
Copyright 2005-2012, RIM Testing Services, a division of Research In Motion Limited

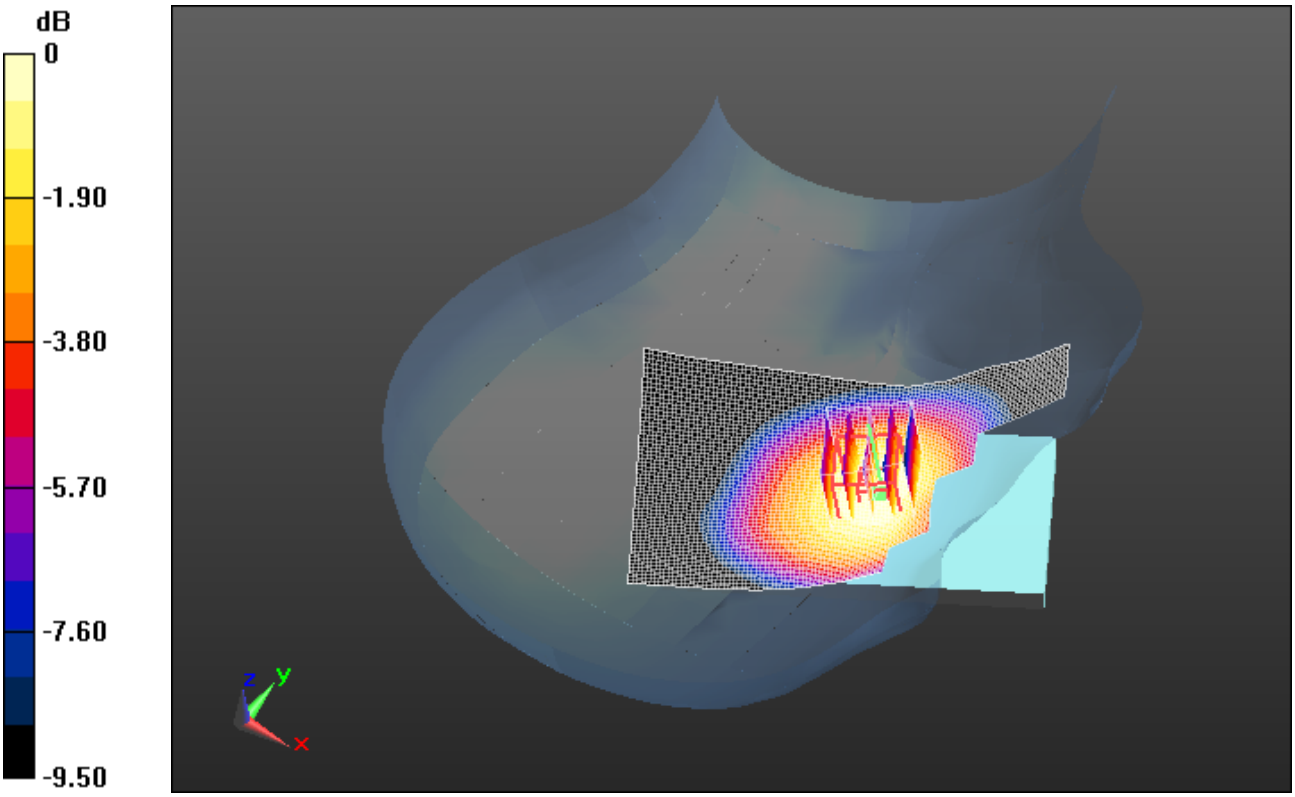

0 dB = 0.770mW/g = -2.27 dB mW/g

This report shall NOT be reproduced except in full without the written consent of RIM Testing Services
Copyright 2005-2012, RIM Testing Services, a division of Research In Motion Limited

Date/Time: 6/5/2012 12:09:19 AM

Test Laboratory: RIM Testing Services

RightHandSide_Tilt_UMTS_Band_V_mid_chan_amb_temp_23.3C_liq_temp_21.9C

DUT: BlackBerry Smartphone; Type: Sample; Serial: 2A099B03

Communication System: WCDMA FDD V; Frequency: 836.4 MHz
Medium parameters used (interpolated): f = 836.4 MHz; σ = 0.883 mho/m; ε_r = 39.928; ρ = 1000 kg/m^3
Phantom section: Right Section
Measurement Standard: DASY5 (IEEE/IEC/ANSI C63.19-2007)

DASY Configuration:

- Probe: ES3DV3 - SN3225; ConvF(6.06, 6.06, 6.06); Calibrated: 1/11/2012
- Sensor-Surface: 3mm (Mechanical Surface Detection), z = 2.0, 32.0
- Electronics: DAE3 Sn473; Calibrated: 1/13/2012
- Phantom: SAM 1; Type: SAM 4.0; Serial: 1076
- DASY52 52.8.0(692); SEMCAD X 14.6.4(4989)

Configuration/Tilt position -/Area Scan (61x101x1): Measurement grid: dx=15mm, dy=15mm

Info: Interpolated medium parameters used for SAR evaluation.
Maximum value of SAR (interpolated) = 0.390 mW/g

Configuration/Tilt position -/Zoom Scan (5x5x7) (5x5x7)/Cube 0:
Measurement grid: dx=7.5mm, dy=7.5mm, dz=5mm
Reference Value = 14.346 V/m; Power Drift = -0.0043 dB
Peak SAR (extrapolated) = 0.4470
SAR(1 g) = 0.368 mW/g; SAR(10 g) = 0.283 mW/g

Info: Interpolated medium parameters used for SAR evaluation.
Maximum value of SAR (measured) = 0.398 mW/g

This report shall NOT be reproduced except in full without the written consent of RIM Testing Services
Copyright 2005-2012, RIM Testing Services, a division of Research In Motion Limited

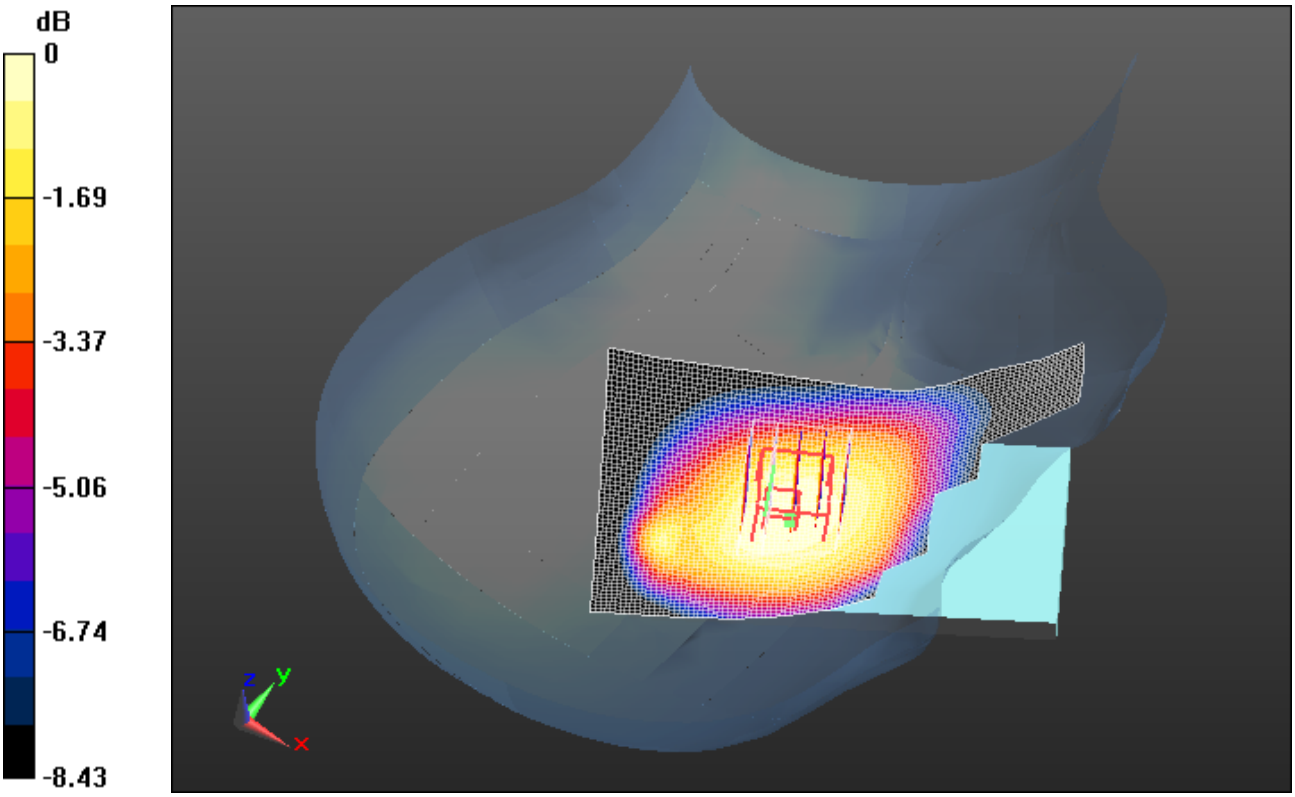

0 dB = 0.400mW/g = -7.96 dB mW/g

This report shall NOT be reproduced except in full without the written consent of RIM Testing Services
Copyright 2005-2012, RIM Testing Services, a division of Research In Motion Limited

Date/Time: 6/4/2012 11:10:45 PM

Test Laboratory: RIM Testing Services

LeftHandSide_UMTS_Band_V_mid_chan_amb_temp_23.7C_liq_temp_21.9C

DUT: BlackBerry Smartphone; Type: Sample; Serial: 2A099B03

Communication System: WCDMA FDD V; Frequency: 836.4 MHz
Medium parameters used (interpolated): f = 836.4 MHz; σ = 0.883 mho/m; ε_r = 39.928; ρ = 1000 kg/m^3
Phantom section: Left Section
Measurement Standard: DASY5 (IEEE/IEC/ANSI C63.19-2007)

DASY Configuration:

- Probe: ES3DV3 - SN3225; ConvF(6.06, 6.06, 6.06); Calibrated: 1/11/2012
- Sensor-Surface: 3mm (Mechanical Surface Detection), z = 2.0, 32.0
- Electronics: DAE3 Sn473; Calibrated: 1/13/2012
- Phantom: SAM 1; Type: SAM 4.0; Serial: 1076
- DASY52 52.8.0(692); SEMCAD X 14.6.4(4989)

Configuration/Touch position -/Area Scan (61x81x1): Measurement grid: dx=15mm, dy=15mm

Info: Interpolated medium parameters used for SAR evaluation.
Maximum value of SAR (interpolated) = 0.714 mW/g

Configuration/Touch position -/Zoom Scan (5x5x7) (6x6x7)/Cube 0:
Measurement grid: dx=7.5mm, dy=7.5mm, dz=5mm
Reference Value = 7.584 V/m; Power Drift = 0.03 dB
Peak SAR (extrapolated) = 0.8510
SAR(1 g) = 0.652 mW/g; SAR(10 g) = 0.493 mW/g

Info: Interpolated medium parameters used for SAR evaluation.
Maximum value of SAR (measured) = 0.717 mW/g

This report shall NOT be reproduced except in full without the written consent of RIM Testing Services
Copyright 2005-2012, RIM Testing Services, a division of Research In Motion Limited

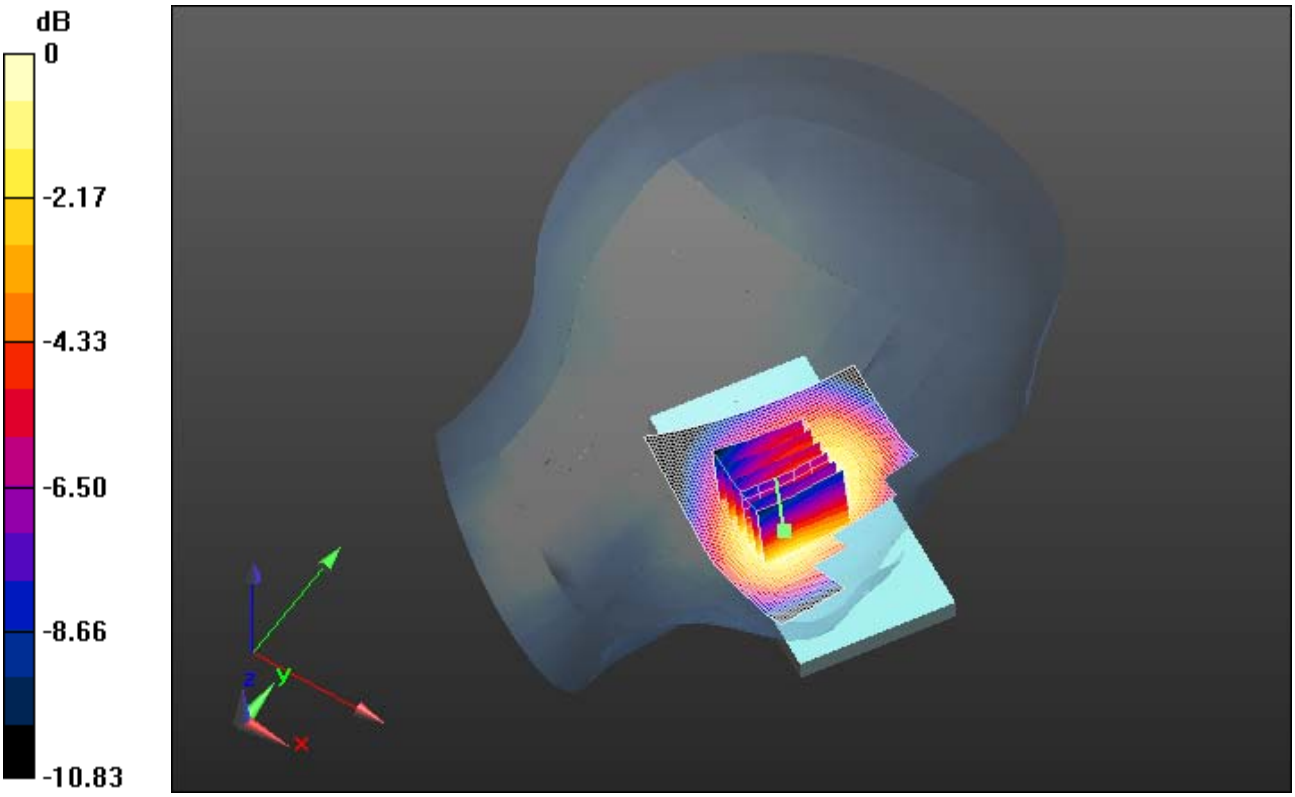

0 dB = 0.720mW/g = -2.85 dB mW/g

This report shall NOT be reproduced except in full without the written consent of RIM Testing Services
Copyright 2005-2012, RIM Testing Services, a division of Research In Motion Limited

Date/Time: 6/4/2012 11:30:12 PM

Test Laboratory: RIM Testing Services

LeftHandSide_Tilt_UMTS_Band_V_mid_chan_amb_temp_23.4C_liq_temp_21.9C

DUT: BlackBerry Smartphone; Type: Sample; Serial: 2A099B03

Communication System: WCDMA FDD V; Frequency: 836.4 MHz
Medium parameters used (interpolated): f = 836.4 MHz; σ = 0.883 mho/m; ε_r = 39.928; ρ = 1000 kg/m^3
Phantom section: Left Section
Measurement Standard: DASY5 (IEEE/IEC/ANSI C63.19-2007)

DASY Configuration:

- Probe: ES3DV3 - SN3225; ConvF(6.06, 6.06, 6.06); Calibrated: 1/11/2012
- Sensor-Surface: 3mm (Mechanical Surface Detection), z = 2.0, 32.0
- Electronics: DAE3 Sn473; Calibrated: 1/13/2012
- Phantom: SAM 1; Type: SAM 4.0; Serial: 1076
- DASY52 52.8.0(692); SEMCAD X 14.6.4(4989)

Configuration/Tilt position -/Area Scan (61x101x1): Measurement grid: dx=15mm, dy=15mm

Info: Interpolated medium parameters used for SAR evaluation.
Maximum value of SAR (interpolated) = 0.414 mW/g

Configuration/Tilt position -/Zoom Scan (5x5x7) (5x5x7)/Cube 0:
Measurement grid: dx=7.5mm, dy=7.5mm, dz=5mm
Reference Value = 14.469 V/m; Power Drift = 0.02 dB
Peak SAR (extrapolated) = 0.4610
SAR(1 g) = 0.380 mW/g; SAR(10 g) = 0.294 mW/g

Info: Interpolated medium parameters used for SAR evaluation.
Maximum value of SAR (measured) = 0.415 mW/g

This report shall NOT be reproduced except in full without the written consent of RIM Testing Services
Copyright 2005-2012, RIM Testing Services, a division of Research In Motion Limited

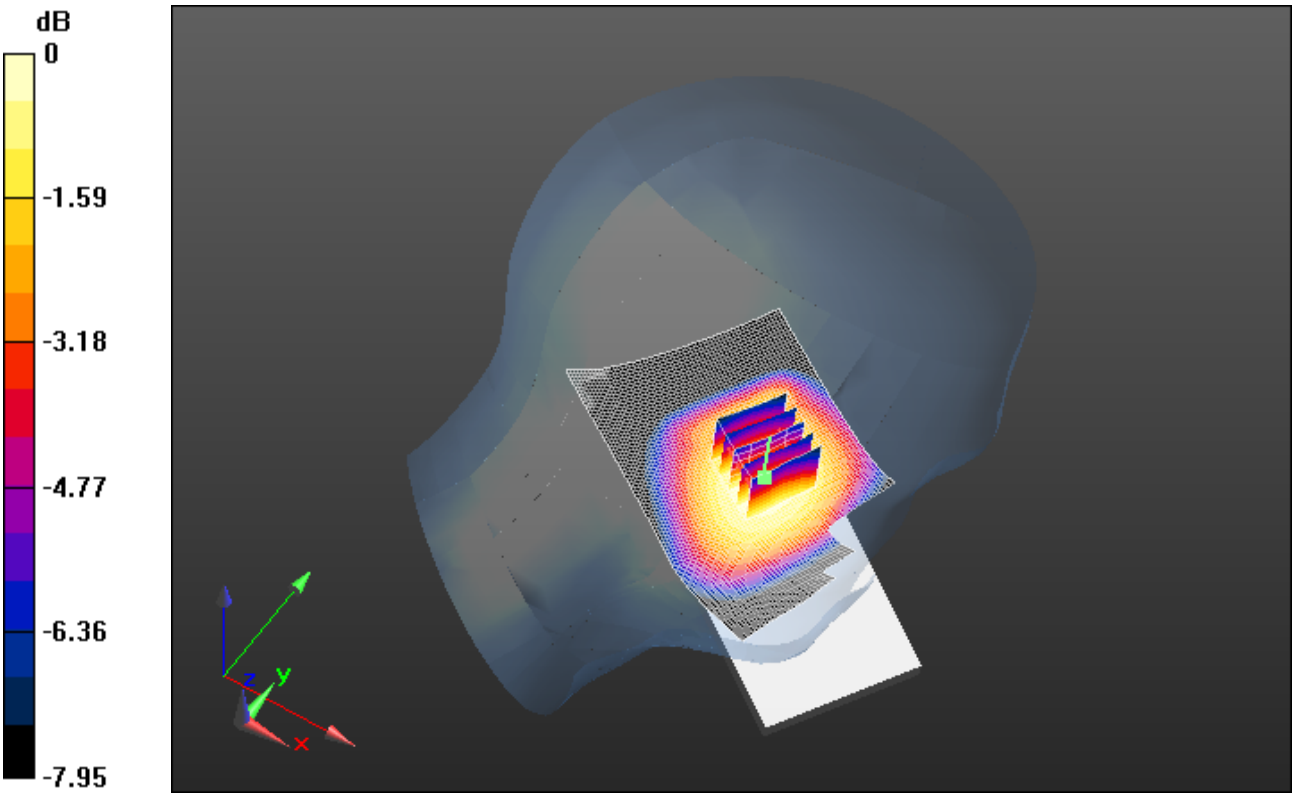

0 dB = 0.410mW/g = -7.74 dB mW/g

This report shall NOT be reproduced except in full without the written consent of RIM Testing Services
Copyright 2005-2012, RIM Testing Services, a division of Research In Motion Limited

Date/Time: 7/19/2012 4:41:13 PM

Test Laboratory: RIM Testing Services

RightHandSide_UMTS_Band_V_mid_chan_amb_temp_23.1C_liq_temp_22.8C

DUT: BlackBerry Smartphone; Type: Sample; Serial: 2A4A5839

Communication System: WCDMA FDD V; Frequency: 836.4 MHz
Medium parameters used (interpolated): f = 836.4 MHz; σ = 0.933 mho/m; ε_r = 39.852; ρ = 1000 kg/m^3
Phantom section: Right Section
Measurement Standard: DASY5 (IEEE/IEC/ANSI C63.19-2007)

DASY Configuration:

- Probe: ES3DV3 - SN3225; ConvF(6.06, 6.06, 6.06); Calibrated: 1/11/2012
- Sensor-Surface: 3mm (Mechanical Surface Detection), z = 2.0, 32.0
- Electronics: DAE3 Sn473; Calibrated: 1/13/2012
- Phantom: SAM 1; Type: SAM 4.0; Serial: 1076
- DASY52 52.8.0(692); SEMCAD X 14.6.4(4989)

Configuration/Touch position -/Area Scan (61x101x1): Measurement grid: dx=15mm, dy=15mm

Info: Interpolated medium parameters used for SAR evaluation.
Maximum value of SAR (interpolated) = 0.729 mW/g

Configuration/Touch position -/Zoom Scan (5x5x7) (5x5x7)/Cube 0:
Measurement grid: dx=7.5mm, dy=7.5mm, dz=5mm
Reference Value = 8.033 V/m; Power Drift = -0.07 dB
Peak SAR (extrapolated) = 0.8000
SAR(1 g) = 0.661 mW/g; SAR(10 g) = 0.507 mW/g

Info: Interpolated medium parameters used for SAR evaluation.
Maximum value of SAR (measured) = 0.719 mW/g

This report shall NOT be reproduced except in full without the written consent of RIM Testing Services
Copyright 2005-2012, RIM Testing Services, a division of Research In Motion Limited

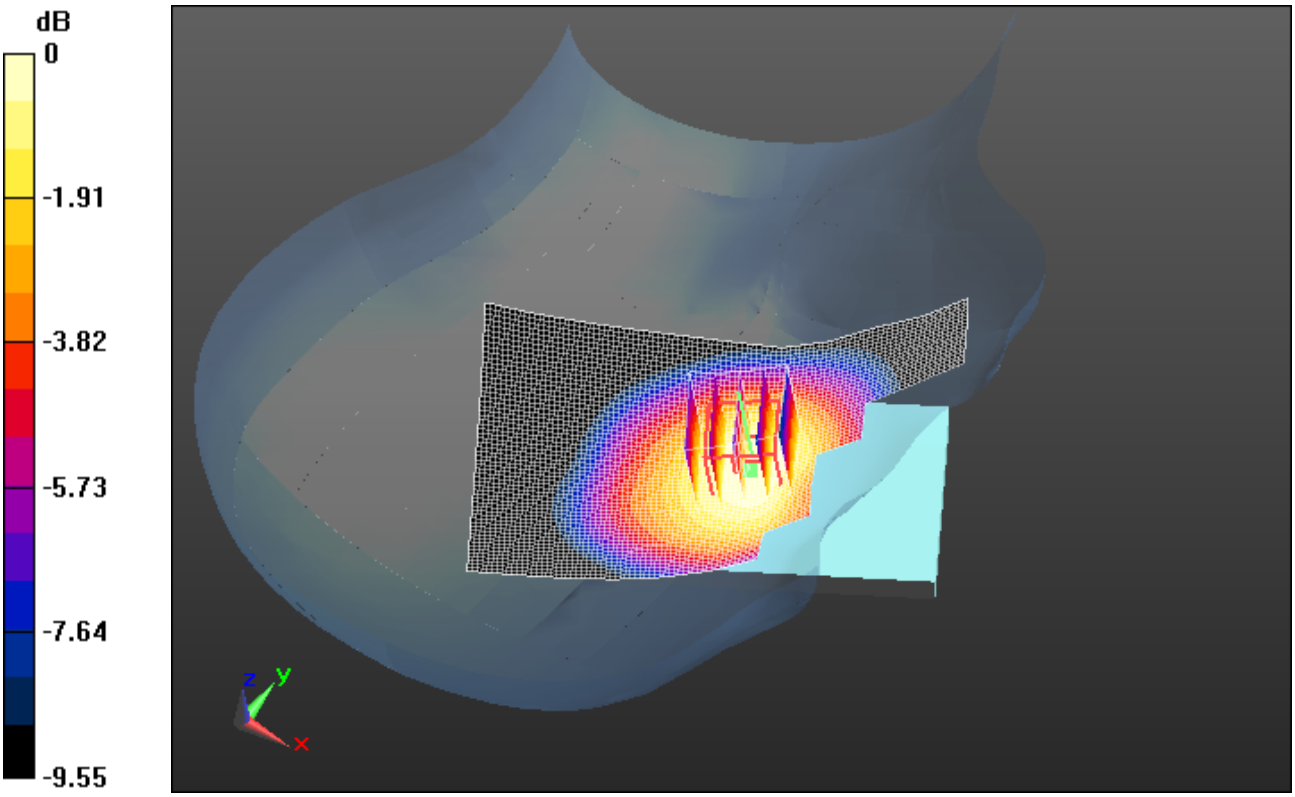

0 dB = 0.720mW/g = -2.85 dB mW/g

This report shall NOT be reproduced except in full without the written consent of RIM Testing Services
Copyright 2005-2012, RIM Testing Services, a division of Research In Motion Limited

Date/Time: 7/19/2012 4:15:12 PM

Test Laboratory: RIM Testing Services

LeftHandSide_UMTS_Band_V_mid_chan_amb_temp_23.2C_liq_temp_22.8C

DUT: BlackBerry Smartphone; Type: Sample; Serial: 2A4A5839

Communication System: WCDMA FDD V; Frequency: 836.4 MHz
Medium parameters used (interpolated): f = 836.4 MHz; σ = 0.933 mho/m; ε_r = 39.852; ρ = 1000 kg/m^3
Phantom section: Left Section
Measurement Standard: DASY5 (IEEE/IEC/ANSI C63.19-2007)

DASY Configuration:

- Probe: ES3DV3 - SN3225; ConvF(6.06, 6.06, 6.06); Calibrated: 1/11/2012
- Sensor-Surface: 3mm (Mechanical Surface Detection), z = 2.0, 32.0
- Electronics: DAE3 Sn473; Calibrated: 1/13/2012
- Phantom: SAM 1; Type: SAM 4.0; Serial: 1076
- DASY52 52.8.0(692); SEMCAD X 14.6.4(4989)

Configuration/Touch position -/Area Scan (61x81x1): Measurement grid: dx=15mm, dy=15mm

Info: Interpolated medium parameters used for SAR evaluation.
Maximum value of SAR (interpolated) = 0.701 mW/g

Configuration/Touch position -/Zoom Scan (5x5x7) (6x6x7)/Cube 0:
Measurement grid: dx=7.5mm, dy=7.5mm, dz=5mm
Reference Value = 8.390 V/m; Power Drift = -0.35 dB
Peak SAR (extrapolated) = 0.8380
SAR(1 g) = 0.628 mW/g; SAR(10 g) = 0.472 mW/g

Info: Interpolated medium parameters used for SAR evaluation.
Maximum value of SAR (measured) = 0.699 mW/g

This report shall NOT be reproduced except in full without the written consent of RIM Testing Services
Copyright 2005-2012, RIM Testing Services, a division of Research In Motion Limited

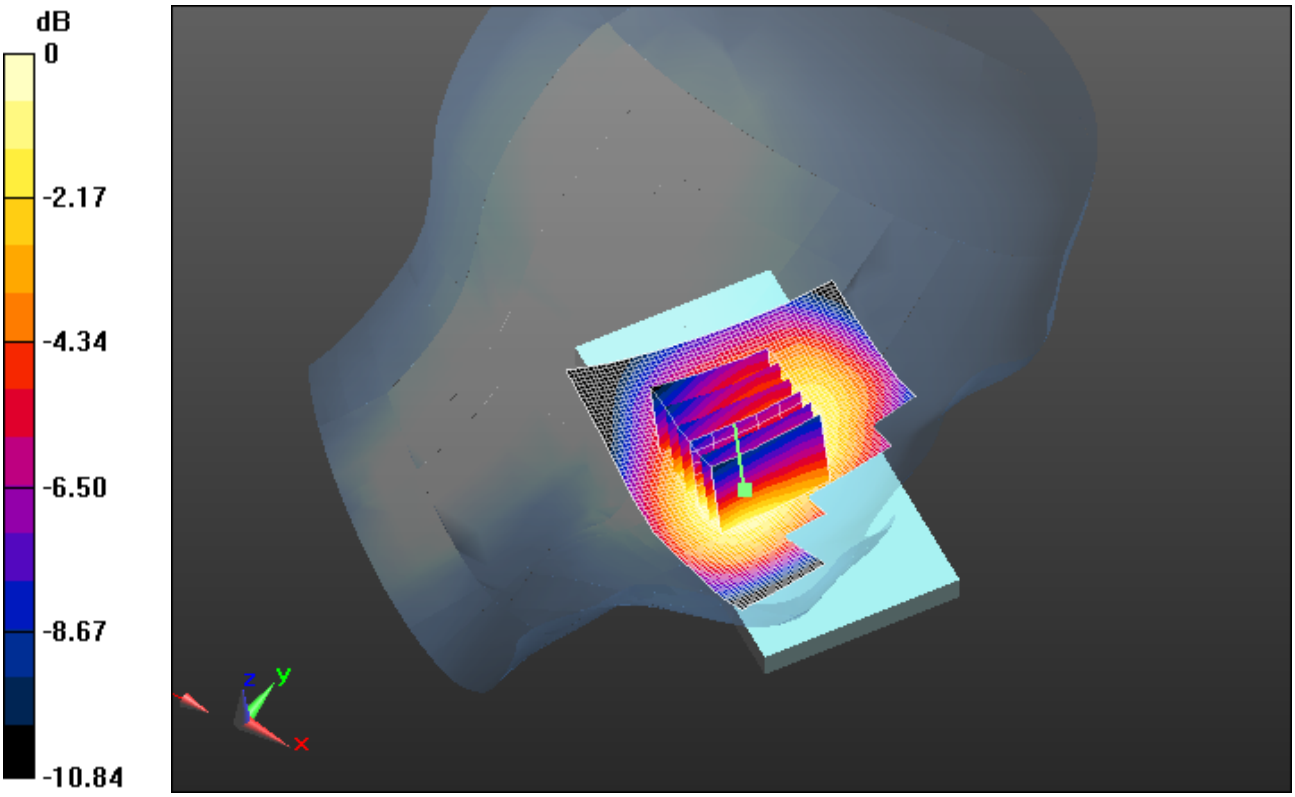

0 dB = 0.700mW/g = -3.10 dB mW/g

This report shall NOT be reproduced except in full without the written consent of RIM Testing Services
Copyright 2005-2012, RIM Testing Services, a division of Research In Motion Limited

Date/Time: 7/31/2012 6:04:38 PM

Test Laboratory: RIM Testing Services

RightHandSide_EDGE1900_mid_chan_amb_temp_23.5C_liq_temp_22.7C

DUT: BlackBerry Smartphone; Type: Sample; Serial: 2A4A5839

Communication System: EDGE 1900; Frequency: 1880 MHz
Medium parameters used: f = 1880 MHz; σ = 1.367 mho/m; ε_r = 38.491; ρ = 1000 kg/m^3
Phantom section: Right Section
Measurement Standard: DASY5 (IEEE/IEC/ANSI C63.19-2007)

DASY Configuration:

- Probe: ES3DV3 - SN3225; ConvF(5.23, 5.23, 5.23); Calibrated: 1/11/2012
- Sensor-Surface: 3mm (Mechanical Surface Detection), z = 2.0, 32.0
- Electronics: DAE3 Sn473; Calibrated: 1/13/2012
- Phantom: SAM 1; Type: SAM 4.0; Serial: 1076
- DASY52 52.8.0(692); SEMCAD X 14.6.4(4989)

Configuration/Touch position -/Area Scan (61x101x1): Measurement grid: dx=15mm, dy=15mm
Maximum value of SAR (interpolated) = 0.208 mW/g

Configuration/Touch position -/Zoom Scan (5x5x7) (5x5x7)/Cube 0:
Measurement grid: dx=7.5mm, dy=7.5mm, dz=5mm
Reference Value = 5.632 V/m; Power Drift = 0.13 dB
Peak SAR (extrapolated) = 0.2610
SAR(1 g) = 0.178 mW/g; SAR(10 g) = 0.110 mW/g
Maximum value of SAR (measured) = 0.203 mW/g

This report shall NOT be reproduced except in full without the written consent of RIM Testing Services
Copyright 2005-2012, RIM Testing Services, a division of Research In Motion Limited

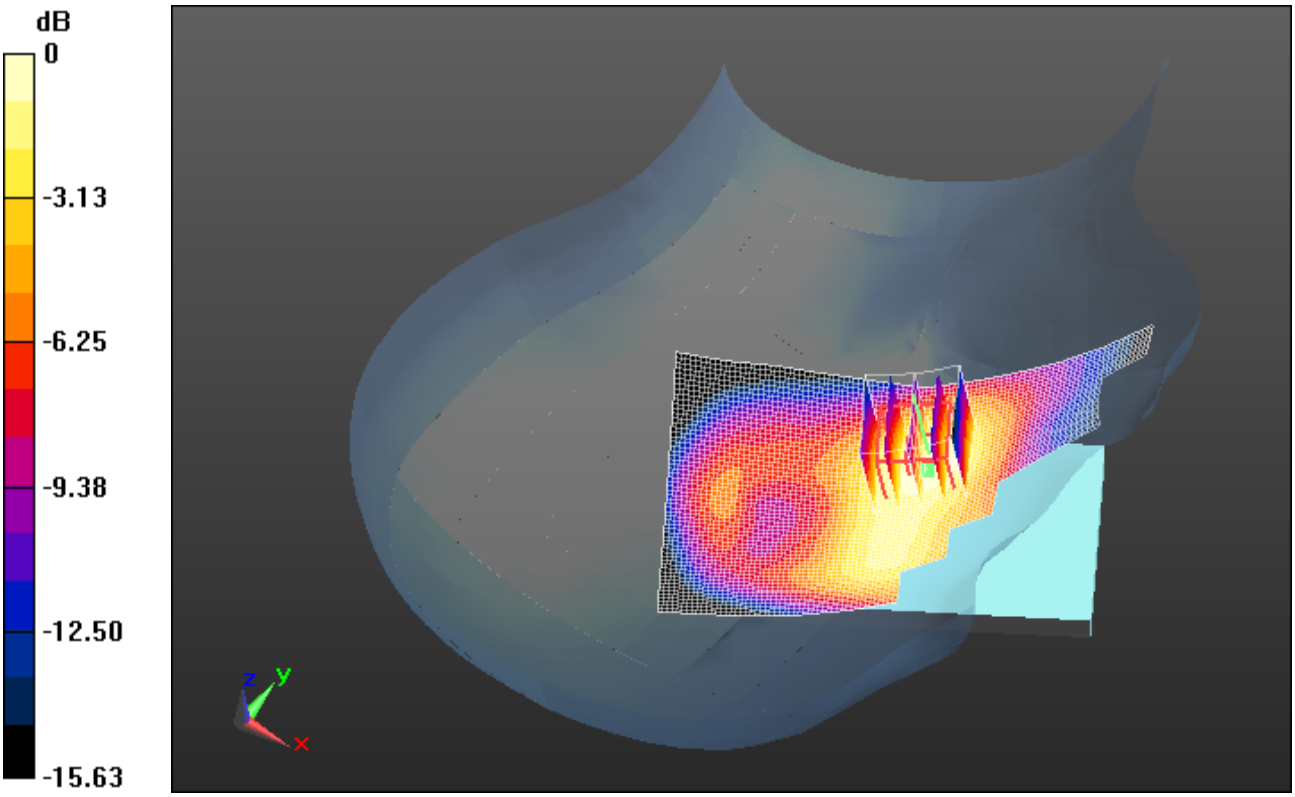

0 dB = 0.200mW/g = -13.98 dB mW/g

This report shall NOT be reproduced except in full without the written consent of RIM Testing Services
Copyright 2005-2012, RIM Testing Services, a division of Research In Motion Limited

Date/Time: 7/31/2012 6:53:34 PM

Test Laboratory: RIM Testing Services

RightHandSide_TIlt_EDGE1900_mid_chan_amb_temp_23.0C_liq_temp_22.7C

DUT: BlackBerry Smartphone; Type: Sample; Serial: 2A4A5839

Communication System: EDGE 1900; Frequency: 1880 MHz
Medium parameters used: f = 1880 MHz; σ = 1.367 mho/m; ε_r = 38.491; ρ = 1000 kg/m^3
Phantom section: Right Section
Measurement Standard: DASY5 (IEEE/IEC/ANSI C63.19-2007)

DASY Configuration:

- Probe: ES3DV3 - SN3225; ConvF(5.23, 5.23, 5.23); Calibrated: 1/11/2012
- Sensor-Surface: 3mm (Mechanical Surface Detection), z = 2.0, 32.0
- Electronics: DAE3 Sn473; Calibrated: 1/13/2012
- Phantom: SAM 1; Type: SAM 4.0; Serial: 1076
- DASY52 52.8.0(692); SEMCAD X 14.6.4(4989)

Configuration/Tilt position -/Area Scan (61x101x1): Measurement grid: dx=15mm, dy=15mm
Maximum value of SAR (interpolated) = 0.077 mW/g

Configuration/Tilt position -/Zoom Scan (5x5x7) (5x5x7)/Cube 0:
Measurement grid: dx=7.5mm, dy=7.5mm, dz=5mm
Reference Value = 7.377 V/m; Power Drift = 0.17 dB
Peak SAR (extrapolated) = 0.1030
SAR(1 g) = 0.065 mW/g; SAR(10 g) = 0.038 mW/g
Maximum value of SAR (measured) = 0.077 mW/g

This report shall NOT be reproduced except in full without the written consent of RIM Testing Services
Copyright 2005-2012, RIM Testing Services, a division of Research In Motion Limited

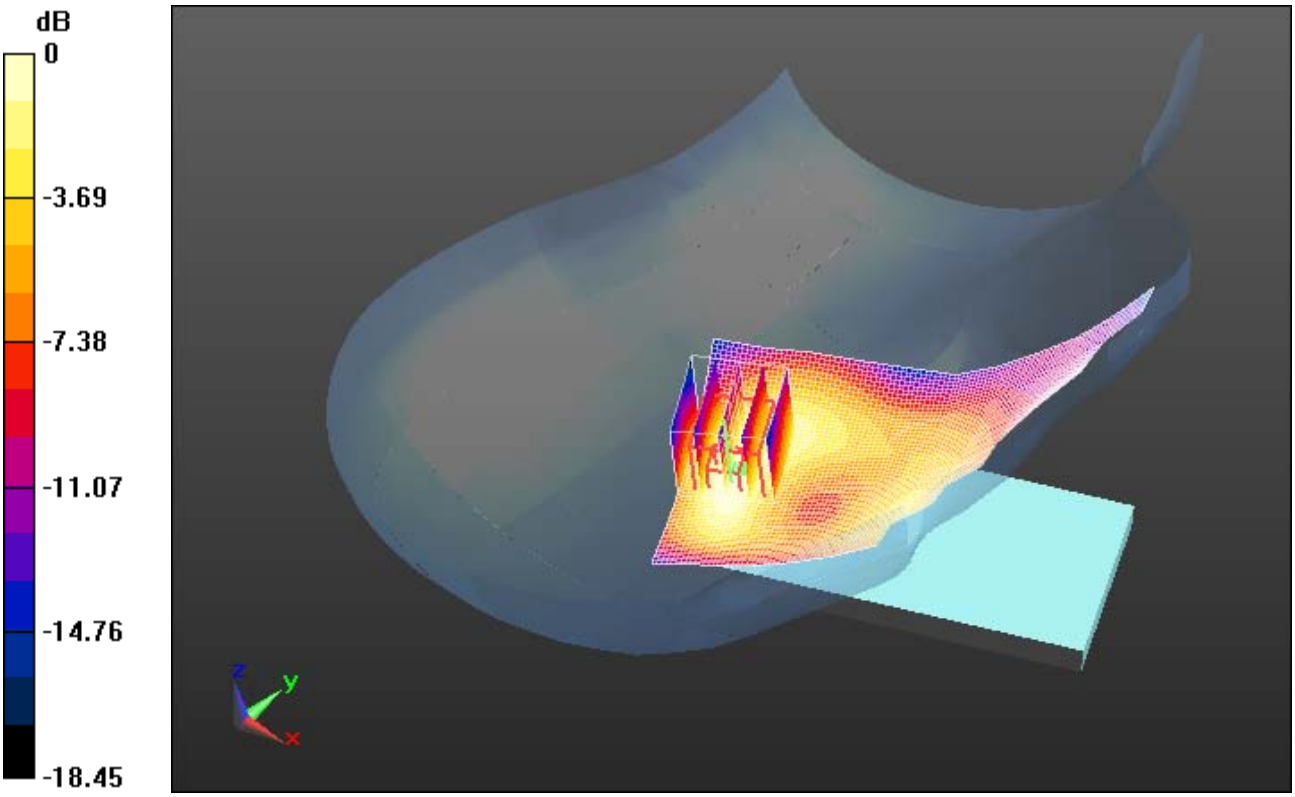

0 dB = 0.080mW/g = -21.94 dB mW/g

This report shall NOT be reproduced except in full without the written consent of RIM Testing Services
Copyright 2005-2012, RIM Testing Services, a division of Research In Motion Limited

Date/Time: 7/31/2012 6:23:53 PM

Test Laboratory: RIM Testing Services

RightHandSide_GSM1900_mid_chan_amb_temp_23.2C_liq_temp_22.7 C

DUT: BlackBerry Smartphone; Type: Sample; Serial: 2A4A5839

Communication System: GSM 1900; Frequency: 1880 MHz
Medium parameters used: f = 1880 MHz; σ = 1.367 mho/m; ε_r = 38.491; ρ = 1000 kg/m^3
Phantom section: Right Section
Measurement Standard: DASY5 (IEEE/IEC/ANSI C63.19-2007)

DASY Configuration:

- Probe: ES3DV3 - SN3225; ConvF(5.23, 5.23, 5.23); Calibrated: 1/11/2012
- Sensor-Surface: 3mm (Mechanical Surface Detection), z = 2.0, 32.0
- Electronics: DAE3 Sn473; Calibrated: 1/13/2012
- Phantom: SAM 1; Type: SAM 4.0; Serial: 1076
- DASY52 52.8.0(692); SEMCAD X 14.6.4(4989)

Configuration/Touch position -/Area Scan (61x101x1): Measurement grid: dx=15mm, dy=15mm
Maximum value of SAR (interpolated) = 0.169 mW/g

Configuration/Touch position -/Zoom Scan (5x5x7) (5x5x7)/Cube 0:
Measurement grid: dx=7.5mm, dy=7.5mm, dz=5mm
Reference Value = 4.677 V/m; Power Drift = 0.0086 dB
Peak SAR (extrapolated) = 0.2110
SAR(1 g) = 0.144 mW/g; SAR(10 g) = 0.090 mW/g
Maximum value of SAR (measured) = 0.165 mW/g

This report shall NOT be reproduced except in full without the written consent of RIM Testing Services
Copyright 2005-2012, RIM Testing Services, a division of Research In Motion Limited

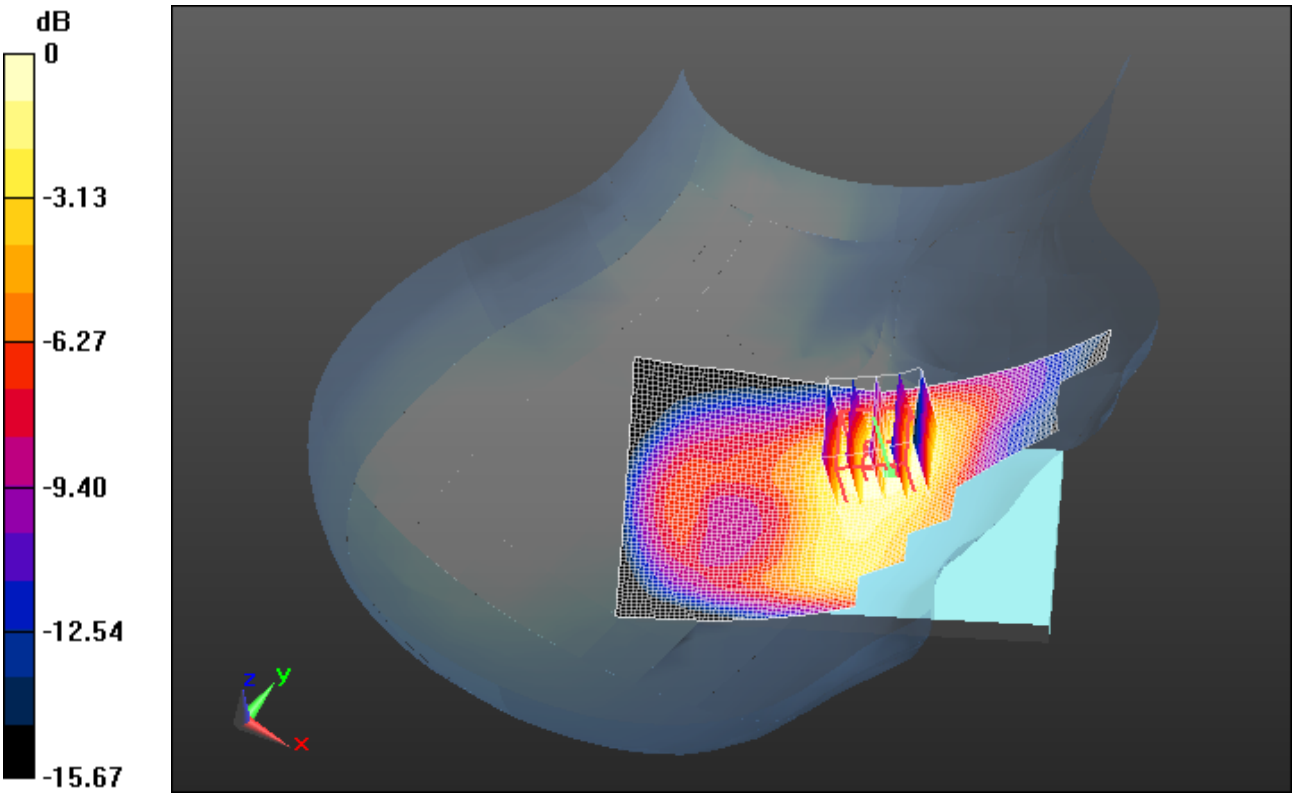

0 dB = 0.160mW/g = -15.92 dB mW/g

This report shall NOT be reproduced except in full without the written consent of RIM Testing Services
Copyright 2005-2012, RIM Testing Services, a division of Research In Motion Limited

Date/Time: 7/31/2012 3:22:32 PM

Test Laboratory: RIM Testing Services

LeftHandSide_EDGE1900_mid_chan_amb_temp_23.5C_liq_temp_22.7 C

DUT: BlackBerry Smartphone; Type: Sample; Serial: 2A4A5839

Communication System: EDGE 1900; Frequency: 1880 MHz
Medium parameters used: f = 1880 MHz; σ = 1.367 mho/m; ε_r = 38.491; ρ = 1000 kg/m^3
Phantom section: Left Section
Measurement Standard: DASY5 (IEEE/IEC/ANSI C63.19-2007)

DASY Configuration:

- Probe: ES3DV3 - SN3225; ConvF(5.23, 5.23, 5.23); Calibrated: 1/11/2012
- Sensor-Surface: 3mm (Mechanical Surface Detection), z = 2.0, 32.0
- Electronics: DAE3 Sn473; Calibrated: 1/13/2012
- Phantom: SAM 1; Type: SAM 4.0; Serial: 1076
- DASY52 52.8.0(692); SEMCAD X 14.6.4(4989)

Configuration/Touch position -/Area Scan (61x101x1): Measurement grid: dx=15mm, dy=15mm
Maximum value of SAR (interpolated) = 0.277 mW/g

Configuration/Touch position -/Zoom Scan (5x5x7) (5x5x7)/Cube 0:
Measurement grid: dx=7.5mm, dy=7.5mm, dz=5mm
Reference Value = 3.962 V/m; Power Drift = 0.06 dB
Peak SAR (extrapolated) = 0.3820
SAR(1 g) = 0.243 mW/g; SAR(10 g) = 0.149 mW/g
Maximum value of SAR (measured) = 0.279 mW/g

This report shall NOT be reproduced except in full without the written consent of RIM Testing Services
Copyright 2005-2012, RIM Testing Services, a division of Research In Motion Limited

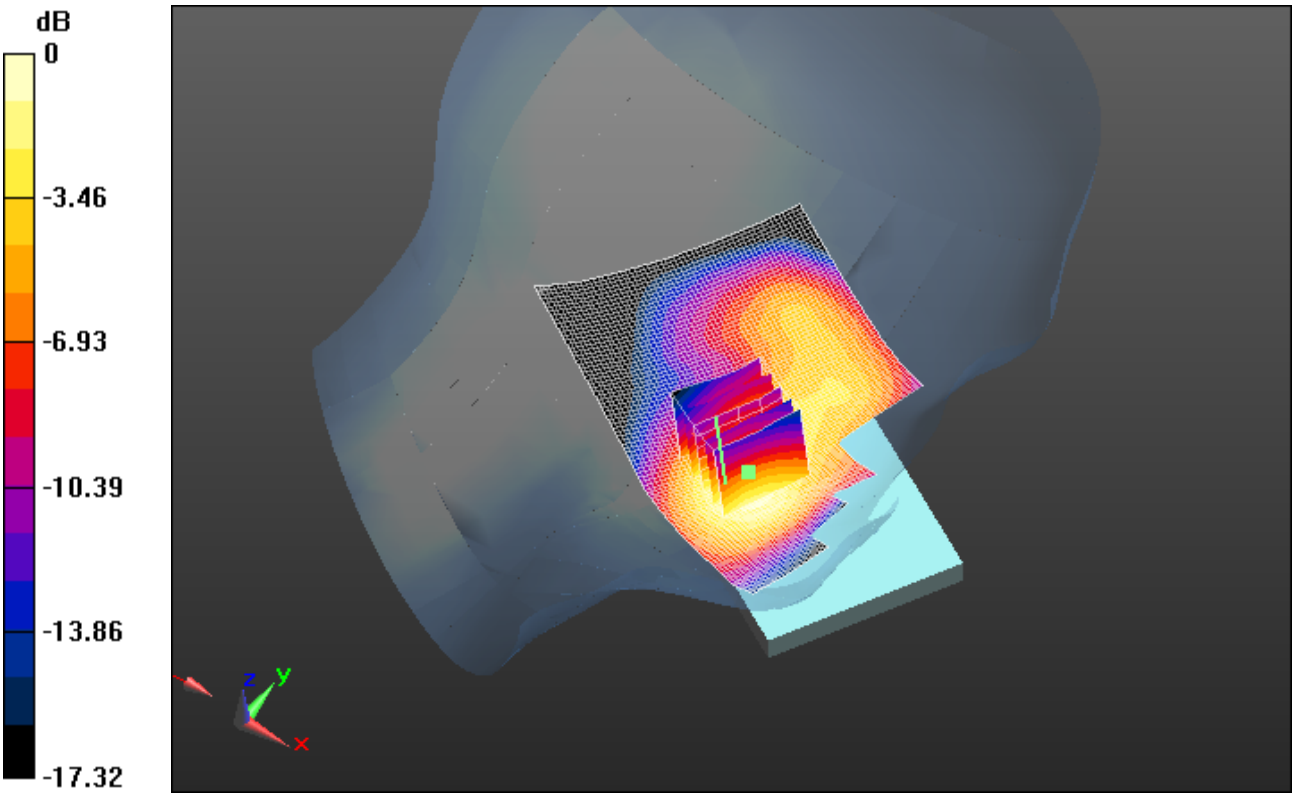

0 dB = 0.280mW/g = -11.06 dB mW/g

This report shall NOT be reproduced except in full without the written consent of RIM Testing Services
Copyright 2005-2012, RIM Testing Services, a division of Research In Motion Limited

Date/Time: 7/31/2012 5:02:53 PM

Test Laboratory: RIM Testing Services

LeftHandSide_Tilt_EDGE1900_mid_chan_amb_temp_23.5C_liq_temp_22.8C

DUT: BlackBerry Smartphone; Type: Sample; Serial: 2A4A5839

Communication System: EDGE 1900; Frequency: 1880 MHz
Medium parameters used: f = 1880 MHz; σ = 1.367 mho/m; ε_r = 38.491; ρ = 1000 kg/m^3
Phantom section: Left Section
Measurement Standard: DASY5 (IEEE/IEC/ANSI C63.19-2007)

DASY Configuration:

- Probe: ES3DV3 - SN3225; ConvF(5.23, 5.23, 5.23); Calibrated: 1/11/2012
- Sensor-Surface: 3mm (Mechanical Surface Detection), z = 2.0, 32.0
- Electronics: DAE3 Sn473; Calibrated: 1/13/2012
- Phantom: SAM 1; Type: SAM 4.0; Serial: 1076
- DASY52 52.8.0(692); SEMCAD X 14.6.4(4989)

Configuration/Tilt position -/Area Scan (61x101x1): Measurement grid: dx=15mm, dy=15mm
Maximum value of SAR (interpolated) = 0.118 mW/g

Configuration/Tilt position -/Zoom Scan (5x5x7) (5x5x7)/Cube 0:
Measurement grid: dx=7.5mm, dy=7.5mm, dz=5mm
Reference Value = 6.317 V/m; Power Drift = -0.09 dB
Peak SAR (extrapolated) = 0.1210
SAR(1 g) = 0.080 mW/g; SAR(10 g) = 0.050 mW/g
Maximum value of SAR (measured) = 0.092 mW/g

This report shall NOT be reproduced except in full without the written consent of RIM Testing Services
Copyright 2005-2012, RIM Testing Services, a division of Research In Motion Limited

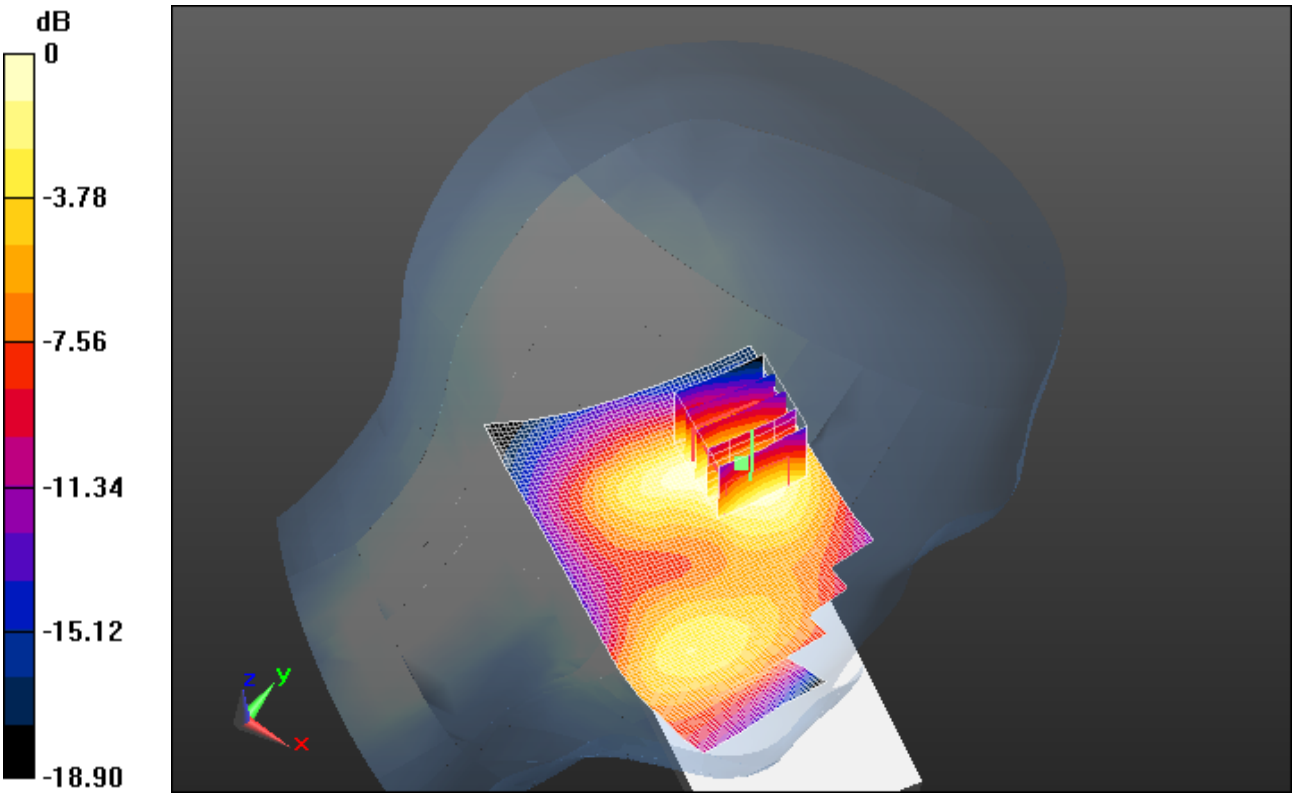

0 dB = 0.090mW/g = -20.92 dB mW/g

This report shall NOT be reproduced except in full without the written consent of RIM Testing Services
Copyright 2005-2012, RIM Testing Services, a division of Research In Motion Limited

Date/Time: 7/31/2012 4:43:07 PM

Test Laboratory: RIM Testing Services

LeftHandSide_GSM1900_mid_chan_amb_temp_23.5C_liq_temp_22.7C

DUT: BlackBerry Smartphone; Type: Sample; Serial: 2A4A5839

Communication System: GSM 1900; Frequency: 1880 MHz
Medium parameters used: f = 1880 MHz; σ = 1.367 mho/m; ε_r = 38.491; ρ = 1000 kg/m^3
Phantom section: Left Section
Measurement Standard: DASY5 (IEEE/IEC/ANSI C63.19-2007)

DASY Configuration:

- Probe: ES3DV3 - SN3225; ConvF(5.23, 5.23, 5.23); Calibrated: 1/11/2012
- Sensor-Surface: 3mm (Mechanical Surface Detection), z = 2.0, 32.0
- Electronics: DAE3 Sn473; Calibrated: 1/13/2012
- Phantom: SAM 1; Type: SAM 4.0; Serial: 1076
- DASY52 52.8.0(692); SEMCAD X 14.6.4(4989)

Configuration/Touch position -/Area Scan (61x101x1): Measurement grid: dx=15mm, dy=15mm
Maximum value of SAR (interpolated) = 0.332 mW/g

Configuration/Touch position -/Zoom Scan (5x5x7) (5x5x7)/Cube 0:
Measurement grid: dx=7.5mm, dy=7.5mm, dz=5mm
Reference Value = 4.453 V/m; Power Drift = 0.11 dB
Peak SAR (extrapolated) = 0.4420
SAR(1 g) = 0.284 mW/g; SAR(10 g) = 0.176 mW/g
Maximum value of SAR (measured) = 0.328 mW/g

This report shall NOT be reproduced except in full without the written consent of RIM Testing Services
Copyright 2005-2012, RIM Testing Services, a division of Research In Motion Limited

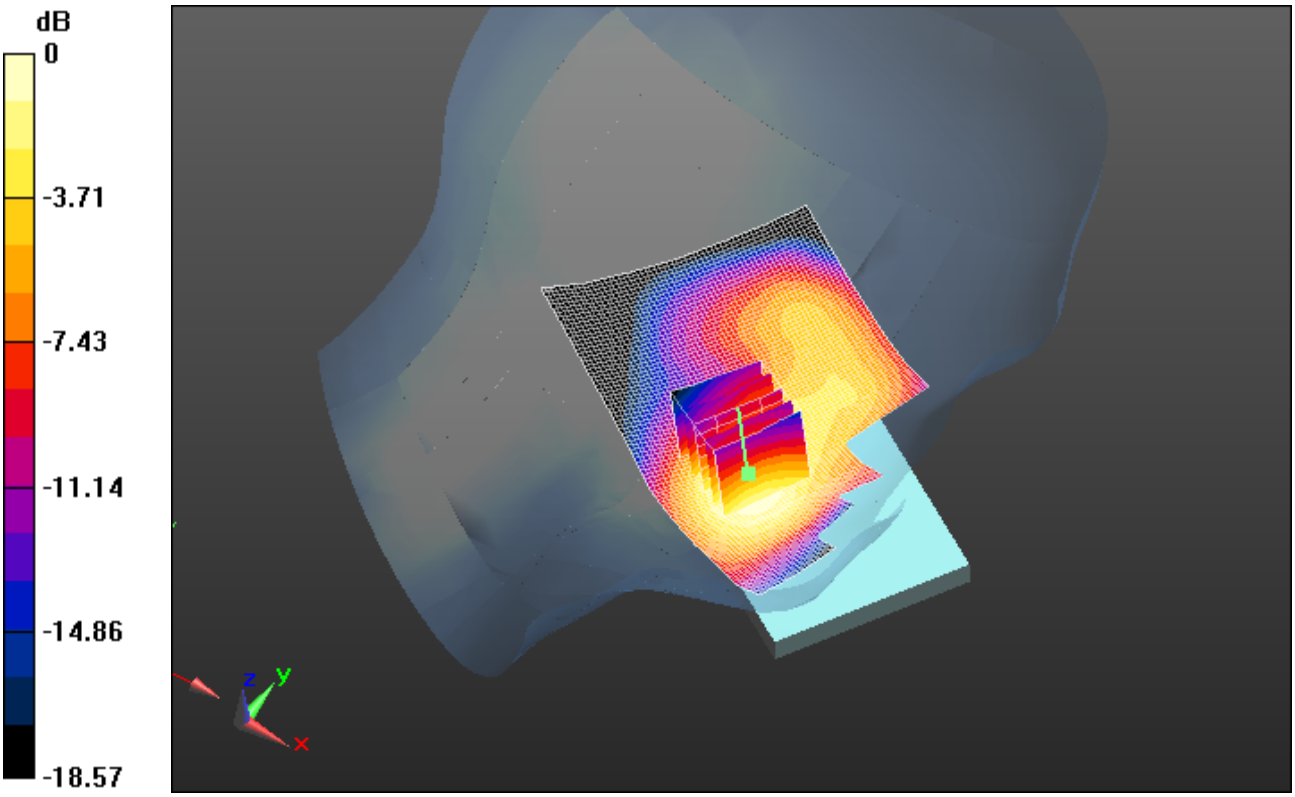

0 dB = 0.330mW/g = -9.63 dB mW/g

This report shall NOT be reproduced except in full without the written consent of RIM Testing Services
Copyright 2005-2012, RIM Testing Services, a division of Research In Motion Limited

Date/Time: 5/29/2012 11:20:56 AM

Test Laboratory: RIM Testing Services

RightHandSide_UMTS_Band_II_mid_chan_amb_temp_23.2C_liq_temp_22.3C

DUT: BlackBerry Smartphone; Type: Sample; Serial: 2A099B03

Communication System: WCDMA FDD II; Frequency: 1880 MHz
Medium parameters used: f = 1880 MHz; σ = 1.354 mho/m; ε_r = 38.637; ρ = 1000 kg/m^3
Phantom section: Right Section
Measurement Standard: DASY5 (IEEE/IEC/ANSI C63.19-2007)

DASY Configuration:

- Probe: ES3DV3 - SN3225; ConvF(5.23, 5.23, 5.23); Calibrated: 1/11/2012
- Sensor-Surface: 3mm (Mechanical Surface Detection), z = 2.0, 32.0
- Electronics: DAE3 Sn473; Calibrated: 1/13/2012
- Phantom: SAM 1; Type: SAM 4.0; Serial: 1076
- DASY52 52.8.0(692); SEMCAD X 14.6.4(4989)

Configuration/Touch position -/Area Scan (61x81x1): Measurement grid: dx=15mm, dy=15mm
Maximum value of SAR (interpolated) = 0.314 mW/g

Configuration/Touch position -/Zoom Scan (5x5x7) (6x6x7)/Cube 0:
Measurement grid: dx=7.5mm, dy=7.5mm, dz=5mm
Reference Value = 6.674 V/m; Power Drift = 0.18 dB
Peak SAR (extrapolated) = 0.3630
SAR(1 g) = 0.252 mW/g; SAR(10 g) = 0.164 mW/g
Maximum value of SAR (measured) = 0.286 mW/g

This report shall NOT be reproduced except in full without the written consent of RIM Testing Services
Copyright 2005-2012, RIM Testing Services, a division of Research In Motion Limited

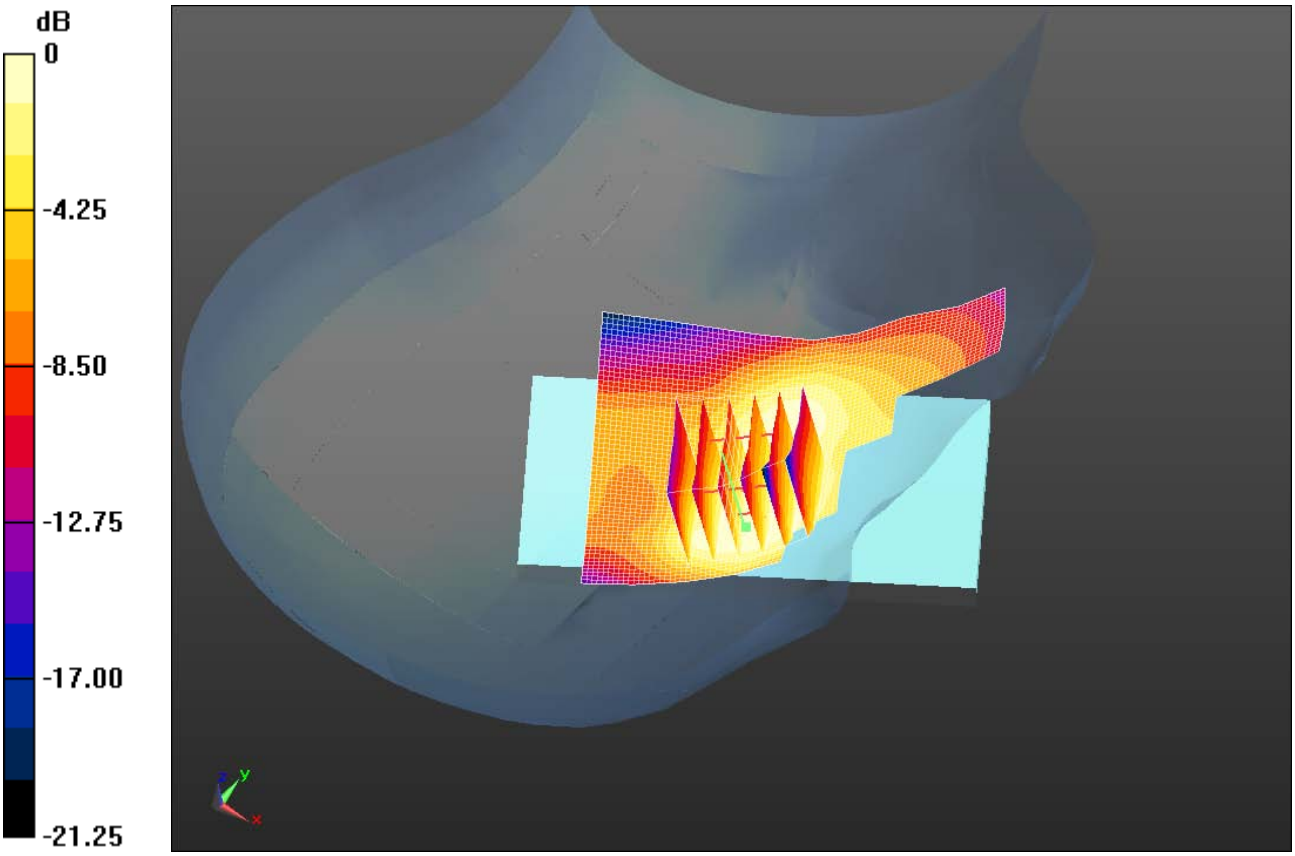

0 dB = 0.290mW/g = -10.75 dB mW/g

This report shall NOT be reproduced except in full without the written consent of RIM Testing Services
Copyright 2005-2012, RIM Testing Services, a division of Research In Motion Limited

Date/Time: 5/29/2012 11:40:54 AM

Test Laboratory: RIM Testing Services

RightHandSide_Tilt_UMTS_Band_II_mid_chan_amb_temp_23.7C_liq_temp_22.0C

DUT: BlackBerry Smartphone; Type: Sample; Serial: 2A099B03

Communication System: WCDMA FDD II; Frequency: 1880 MHz
Medium parameters used: f = 1880 MHz; σ = 1.354 mho/m; ε_r = 38.637; ρ = 1000 kg/m^3
Phantom section: Right Section
Measurement Standard: DASY5 (IEEE/IEC/ANSI C63.19-2007)

DASY Configuration:

- Probe: ES3DV3 - SN3225; ConvF(5.23, 5.23, 5.23); Calibrated: 1/11/2012
- Sensor-Surface: 3mm (Mechanical Surface Detection), z = 2.0, 32.0
- Electronics: DAE3 Sn473; Calibrated: 1/13/2012
- Phantom: SAM 1; Type: SAM 4.0; Serial: 1076
- DASY52 52.8.0(692); SEMCAD X 14.6.4(4989)

Configuration/Touch position -/Area Scan (61x81x1): Measurement grid: dx=15mm, dy=15mm
Maximum value of SAR (interpolated) = 0.183 mW/g

Configuration/Touch position -/Zoom Scan (5x5x7) (5x5x7)/Cube 0:
Measurement grid: dx=7.5mm, dy=7.5mm, dz=5mm
Reference Value = 10.928 V/m; Power Drift = 0.10 dB
Peak SAR (extrapolated) = 0.2270
SAR(1 g) = 0.149 mW/g; SAR(10 g) = 0.092 mW/g
Maximum value of SAR (measured) = 0.177 mW/g

This report shall NOT be reproduced except in full without the written consent of RIM Testing Services
Copyright 2005-2012, RIM Testing Services, a division of Research In Motion Limited

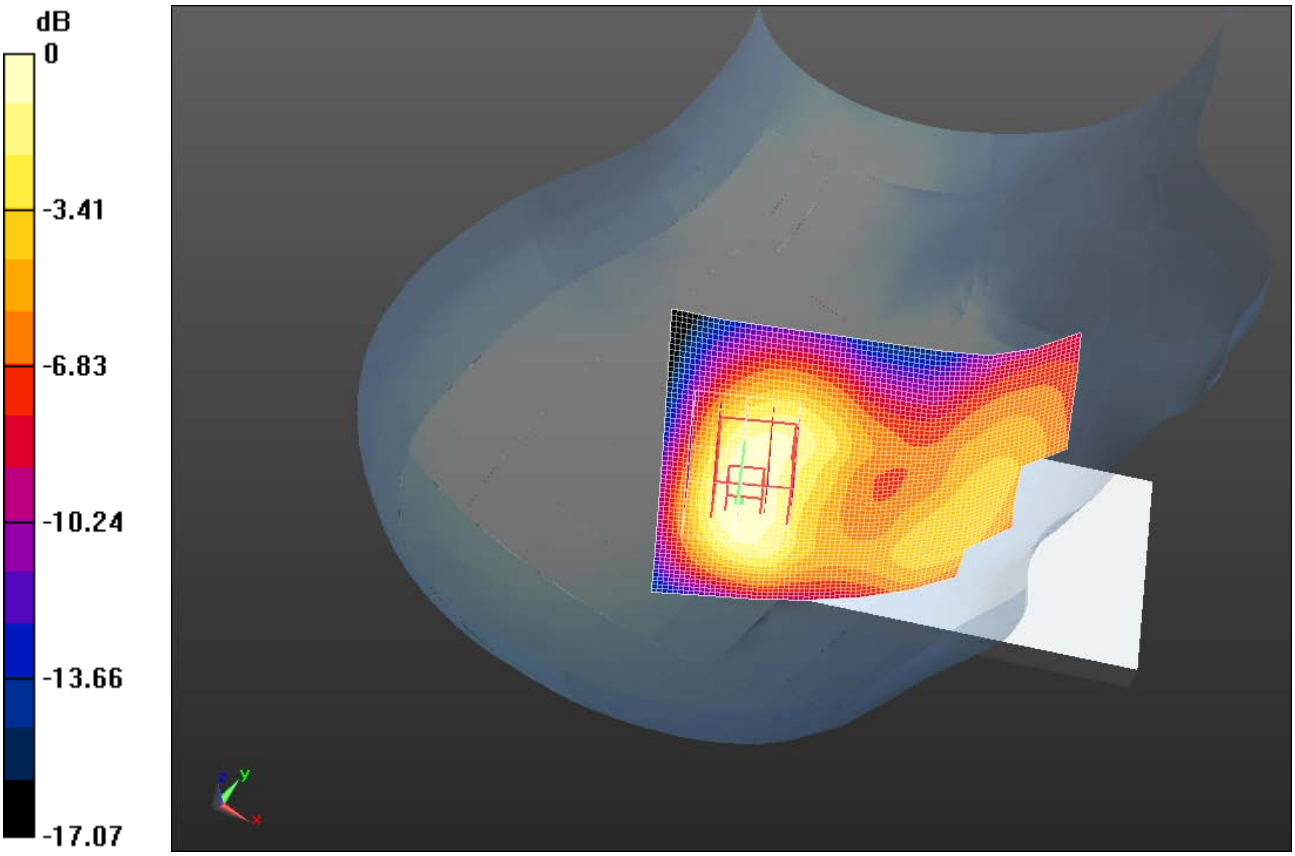

0 dB = 0.180mW/g = -14.89 dB mW/g

This report shall NOT be reproduced except in full without the written consent of RIM Testing Services
Copyright 2005-2012, RIM Testing Services, a division of Research In Motion Limited

Date/Time: 5/29/2012 10:16:54 AM

Test Laboratory: RIM Testing Services

LeftHandSide_UMTS_Band_II_mid_chan_amb_temp_23.5C_liq_temp_22.4C

DUT: BlackBerry Smartphone; Type: Sample; Serial: 2A099B03

Communication System: WCDMA FDD II; Frequency: 1880 MHz
Medium parameters used: f = 1880 MHz; σ = 1.354 mho/m; ε_r = 38.637; ρ = 1000 kg/m^3
Phantom section: Left Section
Measurement Standard: DASY5 (IEEE/IEC/ANSI C63.19-2007)

DASY Configuration:

- Probe: ES3DV3 - SN3225; ConvF(5.23, 5.23, 5.23); Calibrated: 1/11/2012
- Sensor-Surface: 3mm (Mechanical Surface Detection), z = 2.0, 32.0
- Electronics: DAE3 Sn473; Calibrated: 1/13/2012
- Phantom: SAM 1; Type: SAM 4.0; Serial: 1076
- DASY52 52.8.0(692); SEMCAD X 14.6.4(4989)

Configuration/Touch position -/Area Scan (61x81x1): Measurement grid: dx=15mm, dy=15mm
Maximum value of SAR (interpolated) = 0.562 mW/g

Configuration/Touch position -/Zoom Scan (5x5x7) (6x6x7)/Cube 0:
Measurement grid: dx=7.5mm, dy=7.5mm, dz=5mm
Reference Value = 5.965 V/m; Power Drift = -0.03 dB
Peak SAR (extrapolated) = 0.7580
SAR(1 g) = 0.492 mW/g; SAR(10 g) = 0.302 mW/g
Maximum value of SAR (measured) = 0.576 mW/g

This report shall NOT be reproduced except in full without the written consent of RIM Testing Services
Copyright 2005-2012, RIM Testing Services, a division of Research In Motion Limited

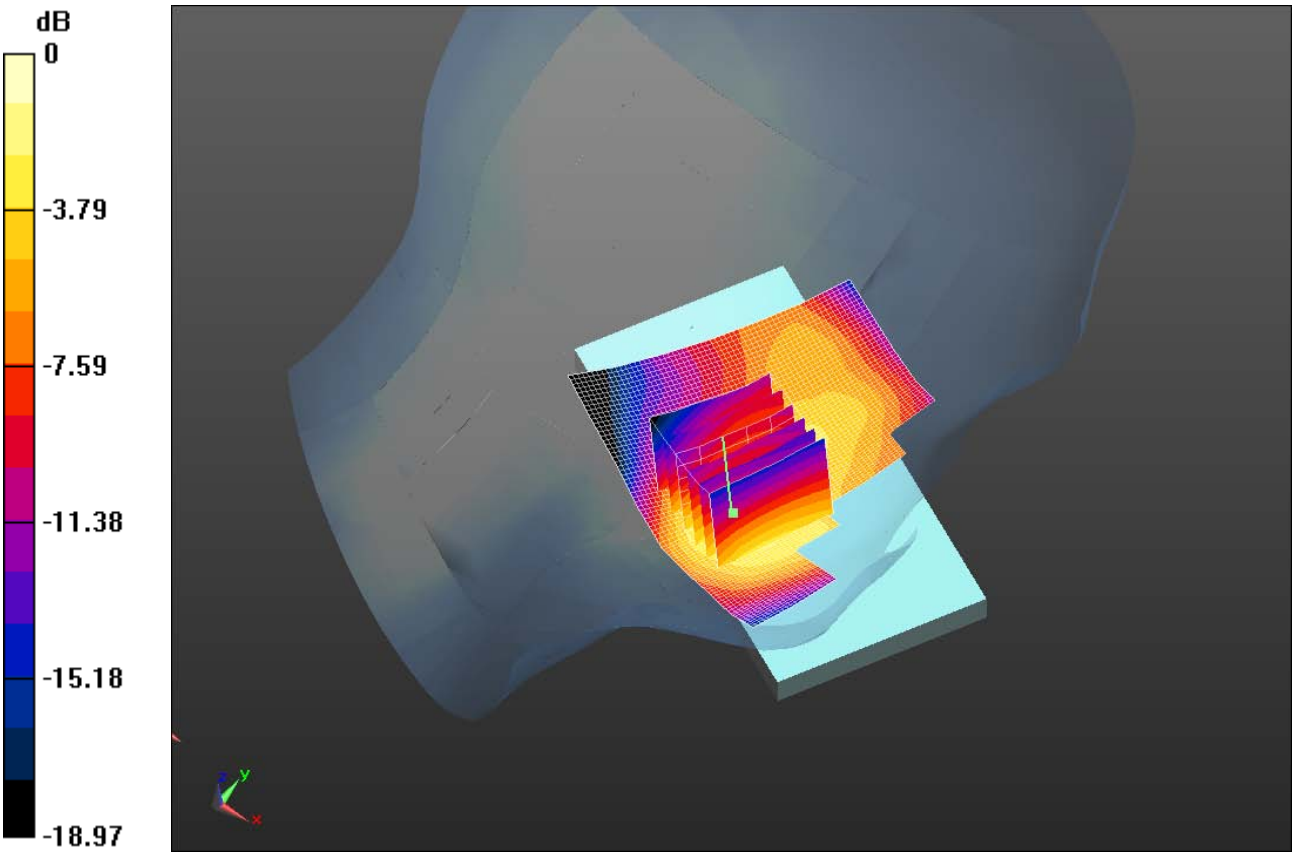

0 dB = 0.580mW/g = -4.73 dB mW/g

This report shall NOT be reproduced except in full without the written consent of RIM Testing Services
Copyright 2005-2012, RIM Testing Services, a division of Research In Motion Limited

Date/Time: 5/29/2012 10:50:19 AM

Test Laboratory: RIM Testing Services

LeftHandSide_Tilt_UMTS_Band_II_mid_chan_amb_temp_23.1C_liq_temp_22.5C

DUT: BlackBerry Smartphone; Type: Sample; Serial: 2A099B03

Communication System: WCDMA FDD II; Frequency: 1880 MHz
Medium parameters used: f = 1880 MHz; σ = 1.354 mho/m; ε_r = 38.637; ρ = 1000 kg/m^3
Phantom section: Left Section
Measurement Standard: DASY5 (IEEE/IEC/ANSI C63.19-2007)

DASY Configuration:

- Probe: ES3DV3 - SN3225; ConvF(5.23, 5.23, 5.23); Calibrated: 1/11/2012
- Sensor-Surface: 3mm (Mechanical Surface Detection), z = 2.0, 32.0
- Electronics: DAE3 Sn473; Calibrated: 1/13/2012
- Phantom: SAM 1; Type: SAM 4.0; Serial: 1076
- DASY52 52.8.0(692); SEMCAD X 14.6.4(4989)

Configuration/Touch position -/Area Scan (61x81x1): Measurement grid: dx=15mm, dy=15mm
Maximum value of SAR (interpolated) = 0.270 mW/g

Configuration/Touch position -/Zoom Scan (5x5x7) (7x6x7)/Cube 0:
Measurement grid: dx=7.5mm, dy=7.5mm, dz=5mm
Reference Value = 10.836 V/m; Power Drift = 0.06 dB
Peak SAR (extrapolated) = 0.2980
SAR(1 g) = 0.201 mW/g; SAR(10 g) = 0.127 mW/g
Maximum value of SAR (measured) = 0.233 mW/g

This report shall NOT be reproduced except in full without the written consent of RIM Testing Services
Copyright 2005-2012, RIM Testing Services, a division of Research In Motion Limited

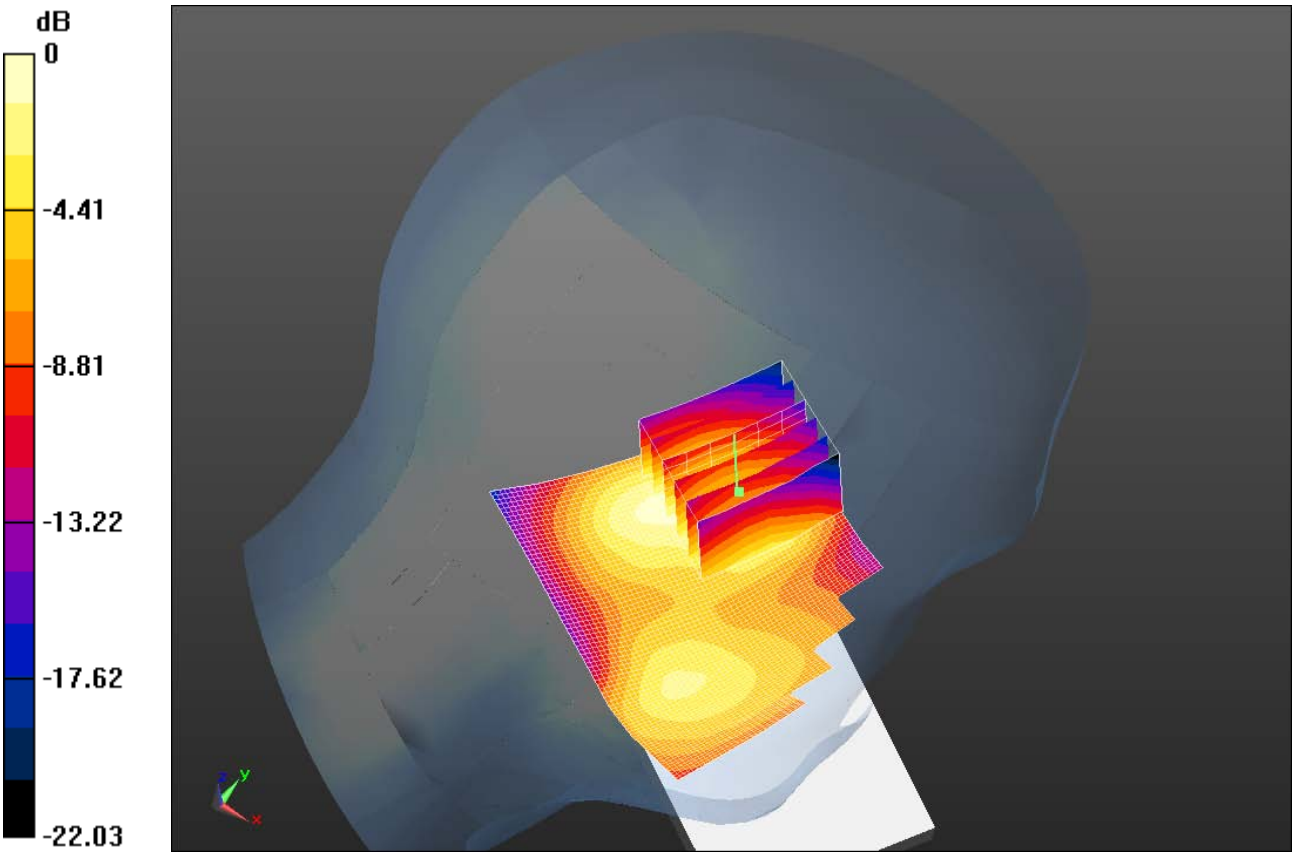

0 dB = 0.230mW/g = -12.77 dB mW/g

This report shall NOT be reproduced except in full without the written consent of RIM Testing Services
Copyright 2005-2012, RIM Testing Services, a division of Research In Motion Limited

Date/Time: 7/31/2012 10:06:46 PM

Test Laboratory: RIM Testing Services

RightHandSide_UMTS_Band_II_mid_chan_amb_temp_23.2C_liq_temp_22.4C

DUT: BlackBerry Smartphone; Type: Sample; Serial: 2A4A5839

Communication System: WCDMA FDD II; Frequency: 1880 MHz
Medium parameters used: f = 1880 MHz; σ = 1.367 mho/m; ε_r = 38.491; ρ = 1000 kg/m^3
Phantom section: Right Section
Measurement Standard: DASY5 (IEEE/IEC/ANSI C63.19-2007)

DASY Configuration:

- Probe: ES3DV3 - SN3225; ConvF(5.23, 5.23, 5.23); Calibrated: 1/11/2012
- Sensor-Surface: 3mm (Mechanical Surface Detection), z = 2.0, 32.0
- Electronics: DAE3 Sn473; Calibrated: 1/13/2012
- Phantom: SAM 1; Type: SAM 4.0; Serial: 1076
- DASY52 52.8.0(692); SEMCAD X 14.6.4(4989)

Configuration/Touch position -/Area Scan (61x101x1): Measurement grid: dx=15mm, dy=15mm
Maximum value of SAR (interpolated) = 0.549 mW/g

Configuration/Touch position -/Zoom Scan (5x5x7) (5x5x7)/Cube 0:
Measurement grid: dx=7.5mm, dy=7.5mm, dz=5mm
Reference Value = 9.533 V/m; Power Drift = -0.19 dB
Peak SAR (extrapolated) = 0.7000
SAR(1 g) = 0.465 mW/g; SAR(10 g) = 0.285 mW/g
Maximum value of SAR (measured) = 0.524 mW/g

This report shall NOT be reproduced except in full without the written consent of RIM Testing Services
Copyright 2005-2012, RIM Testing Services, a division of Research In Motion Limited

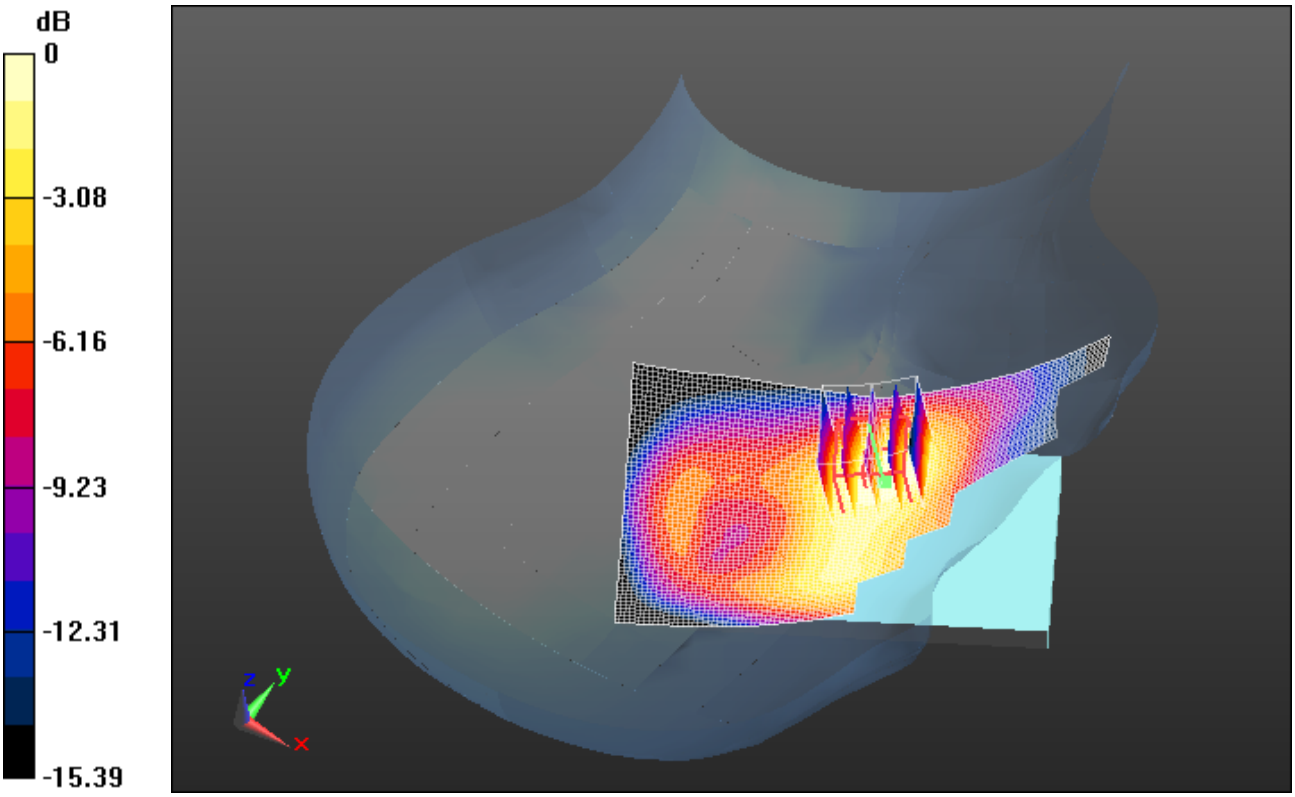

0 dB = 0.520mW/g = -5.68 dB mW/g

This report shall NOT be reproduced except in full without the written consent of RIM Testing Services
Copyright 2005-2012, RIM Testing Services, a division of Research In Motion Limited

Date/Time: 7/31/2012 4:05:59 PM

Test Laboratory: RIM Testing Services

LeftHandSide_UMTS_Band_II_mid_chan_amb_temp_23.5C_liq_temp_22.7C

DUT: BlackBerry Smartphone; Type: Sample; Serial: 2A4A5839

Communication System: WCDMA FDD II; Frequency: 1880 MHz
Medium parameters used: f = 1880 MHz; σ = 1.367 mho/m; ε_r = 38.491; ρ = 1000 kg/m^3
Phantom section: Left Section
Measurement Standard: DASY5 (IEEE/IEC/ANSI C63.19-2007)

DASY Configuration:

- Probe: ES3DV3 - SN3225; ConvF(5.23, 5.23, 5.23); Calibrated: 1/11/2012
- Sensor-Surface: 3mm (Mechanical Surface Detection), z = 2.0, 32.0
- Electronics: DAE3 Sn473; Calibrated: 1/13/2012
- Phantom: SAM 1; Type: SAM 4.0; Serial: 1076
- DASY52 52.8.0(692); SEMCAD X 14.6.4(4989)

Configuration/Touch position -/Area Scan (61x101x1): Measurement grid: dx=15mm, dy=15mm
Maximum value of SAR (interpolated) = 0.697 mW/g

Configuration/Touch position -/Zoom Scan (5x5x7) (5x5x7)/Cube 0:
Measurement grid: dx=7.5mm, dy=7.5mm, dz=5mm
Reference Value = 6.677 V/m; Power Drift = -0.17 dB
Peak SAR (extrapolated) = 0.8920
SAR(1 g) = 0.586 mW/g; SAR(10 g) = 0.367 mW/g
Maximum value of SAR (measured) = 0.669 mW/g

This report shall NOT be reproduced except in full without the written consent of RIM Testing Services
Copyright 2005-2012, RIM Testing Services, a division of Research In Motion Limited

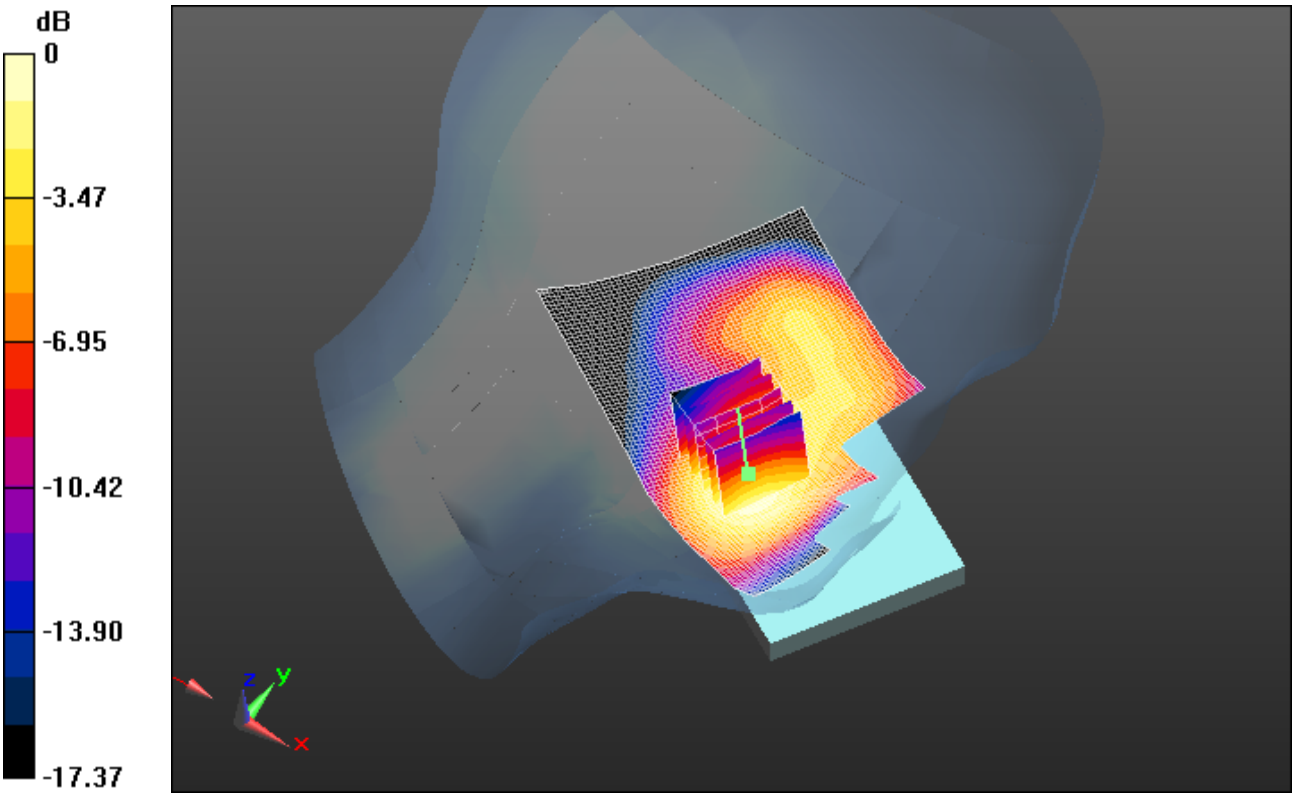

0 dB = 0.670mW/g = -3.48 dB mW/g

This report shall NOT be reproduced except in full without the written consent of RIM Testing Services
Copyright 2005-2012, RIM Testing Services, a division of Research In Motion Limited

Date/Time: 7/23/2012 4:49:33 PM

Test Laboratory: RIM Testing Services

RightHandSide_802.11b_mid_chan_amb_temp_24.2C_liq_temp_23.1C

DUT: BlackBerry Smartphone; Type: Sample; Serial: 2A4A5839

Communication System: 802.11 b (2450); Frequency: 2437 MHz
Medium parameters used (interpolated): f = 2437 MHz; σ = 1.735 mho/m; ε_r = 37.55; ρ = 1000 kg/m^3
Phantom section: Right Section
Measurement Standard: DASY5 (IEEE/IEC/ANSI C63.19-2007)

DASY Configuration:

- Probe: ES3DV3 - SN3225; ConvF(4.5, 4.5, 4.5); Calibrated: 1/11/2012
- Sensor-Surface: 3mm (Mechanical Surface Detection), z = 2.0, 32.0
- Electronics: DAE3 Sn473; Calibrated: 1/13/2012
- Phantom: SAM 1; Type: SAM 4.0; Serial: 1076
- DASY52 52.8.0(692); SEMCAD X 14.6.4(4989)

Configuration/Touch position -/Area Scan (61x101x1): Measurement grid: dx=15mm, dy=15mm

Info: Interpolated medium parameters used for SAR evaluation.
Maximum value of SAR (interpolated) = 0.404 mW/g

Configuration/Touch position -/Zoom Scan (5x5x7) (5x5x7)/Cube 0:
Measurement grid: dx=7.5mm, dy=7.5mm, dz=5mm
Reference Value = 14.310 V/m; Power Drift = 0.36 dB
Peak SAR (extrapolated) = 0.7090
SAR(1 g) = 0.338 mW/g; SAR(10 g) = 0.155 mW/g

Info: Interpolated medium parameters used for SAR evaluation.
Maximum value of SAR (measured) = 0.426 mW/g

This report shall NOT be reproduced except in full without the written consent of RIM Testing Services
Copyright 2005-2012, RIM Testing Services, a division of Research In Motion Limited

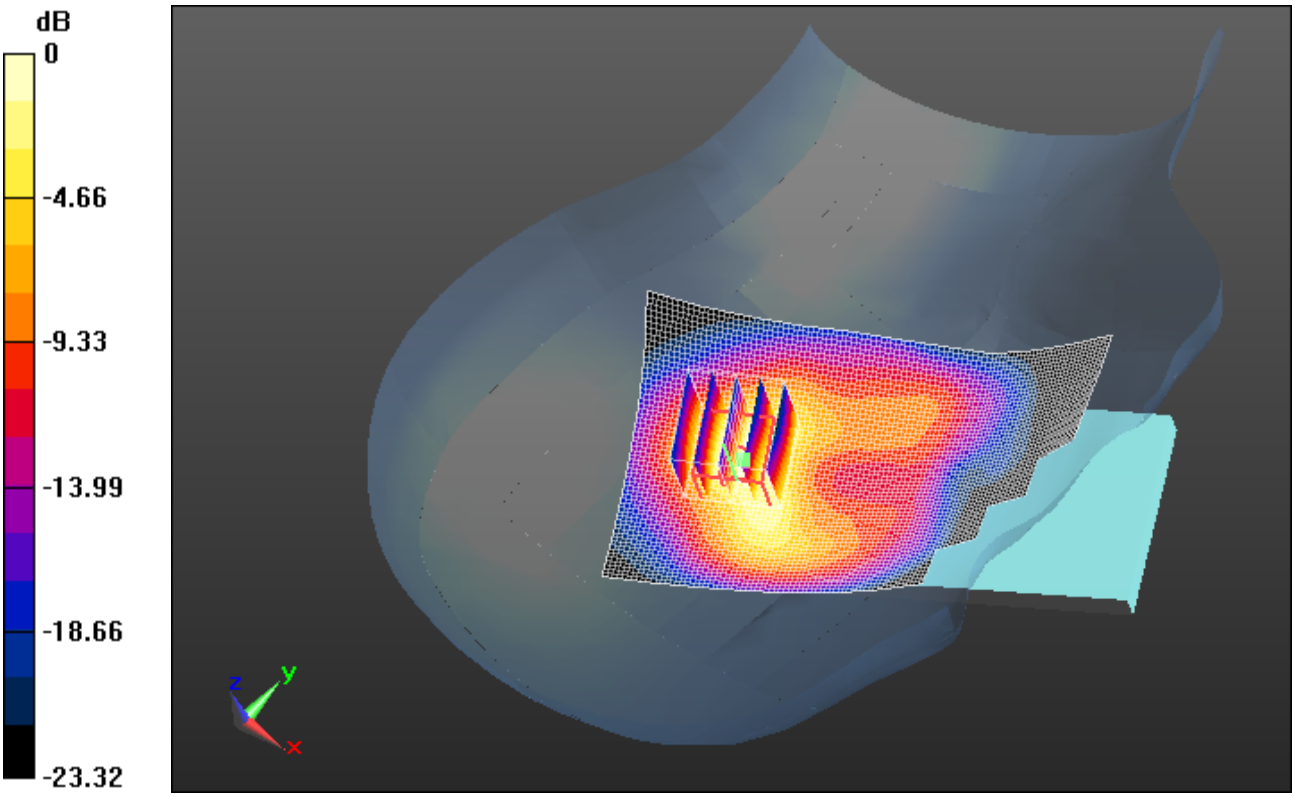

0 dB = 0.430mW/g = -7.33 dB mW/g

This report shall NOT be reproduced except in full without the written consent of RIM Testing Services
Copyright 2005-2012, RIM Testing Services, a division of Research In Motion Limited

Date/Time: 7/23/2012 5:11:23 PM

Test Laboratory: RIM Testing Services

RightHandSide_Tilt_802.11b_mid_chan_amb_temp_24.1C_liq_temp_23.1C

DUT: BlackBerry Smartphone; Type: Sample; Serial: 2A4A5839

Communication System: 802.11 b (2450); Frequency: 2437 MHz
Medium parameters used (interpolated): f = 2437 MHz; σ = 1.735 mho/m; ε_r = 37.55; ρ = 1000 kg/m^3
Phantom section: Right Section
Measurement Standard: DASY5 (IEEE/IEC/ANSI C63.19-2007)

DASY Configuration:

- Probe: ES3DV3 - SN3225; ConvF(4.5, 4.5, 4.5); Calibrated: 1/11/2012
- Sensor-Surface: 3mm (Mechanical Surface Detection), z = 2.0, 32.0
- Electronics: DAE3 Sn473; Calibrated: 1/13/2012
- Phantom: SAM 1; Type: SAM 4.0; Serial: 1076
- DASY52 52.8.0(692); SEMCAD X 14.6.4(4989)

Configuration/Touch position -/Area Scan (61x81x1): Measurement grid: dx=15mm, dy=15mm

Info: Interpolated medium parameters used for SAR evaluation.
Maximum value of SAR (interpolated) = 0.371 mW/g

Configuration/Touch position -/Zoom Scan (5x5x7) (5x5x7)/Cube 0:
Measurement grid: dx=7.5mm, dy=7.5mm, dz=5mm
Reference Value = 13.466 V/m; Power Drift = -0.29 dB
Peak SAR (extrapolated) = 0.6070
SAR(1 g) = 0.300 mW/g; SAR(10 g) = 0.144 mW/g

Info: Interpolated medium parameters used for SAR evaluation.
Maximum value of SAR (measured) = 0.382 mW/g

This report shall NOT be reproduced except in full without the written consent of RIM Testing Services
Copyright 2005-2012, RIM Testing Services, a division of Research In Motion Limited

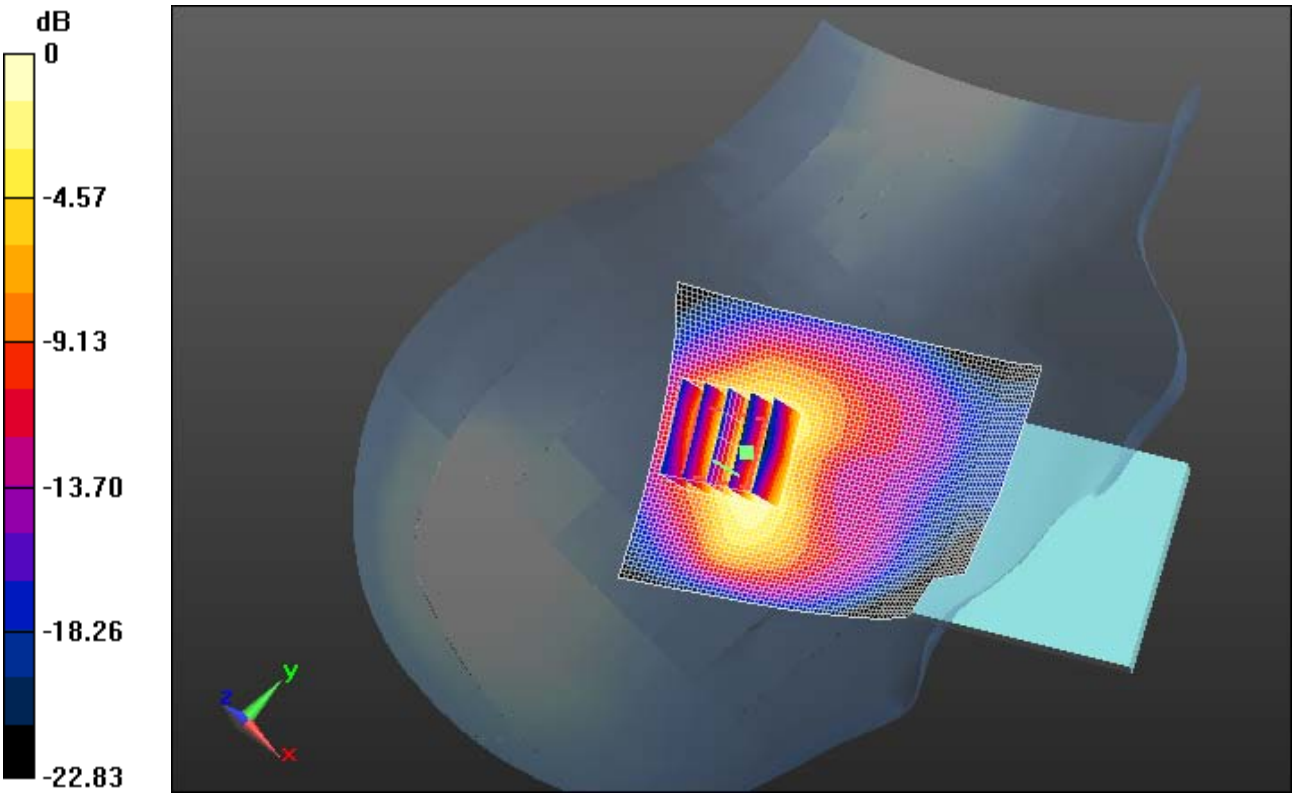

0 dB = 0.380mW/g = -8.40 dB mW/g

This report shall NOT be reproduced except in full without the written consent of RIM Testing Services
Copyright 2005-2012, RIM Testing Services, a division of Research In Motion Limited

Date/Time: 7/23/2012 3:55:09 PM

Test Laboratory: RIM Testing Services

LeftHandSide_802.11b_mid_chan_amb_temp_23.8C_liq_temp_23.1C

DUT: BlackBerry Smartphone; Type: Sample; Serial: 2A4A5839

Communication System: 802.11 b (2450); Frequency: 2437 MHz
Medium parameters used (interpolated): f = 2437 MHz; σ = 1.735 mho/m; ε_r = 37.55; ρ = 1000 kg/m^3
Phantom section: Left Section
Measurement Standard: DASY5 (IEEE/IEC/ANSI C63.19-2007)

DASY Configuration:

- Probe: ES3DV3 - SN3225; ConvF(4.5, 4.5, 4.5); Calibrated: 1/11/2012
- Sensor-Surface: 3mm (Mechanical Surface Detection), z = 2.0, 32.0
- Electronics: DAE3 Sn473; Calibrated: 1/13/2012
- Phantom: SAM 1; Type: SAM 4.0; Serial: 1076
- DASY52 52.8.0(692); SEMCAD X 14.6.4(4989)

Configuration/Touch position -/Area Scan (51x91x1): Measurement grid: dx=15mm, dy=15mm

Info: Interpolated medium parameters used for SAR evaluation.
Maximum value of SAR (interpolated) = 0.606 mW/g

Configuration/Touch position -/Zoom Scan (5x5x7) (5x5x7)/Cube 0:
Measurement grid: dx=7.5mm, dy=7.5mm, dz=5mm
Reference Value = 16.638 V/m; Power Drift = 0.004 dB
Peak SAR (extrapolated) = 0.8770
SAR(1 g) = 0.407 mW/g; SAR(10 g) = 0.193 mW/g

Info: Interpolated medium parameters used for SAR evaluation.
Maximum value of SAR (measured) = 0.504 mW/g

This report shall NOT be reproduced except in full without the written consent of RIM Testing Services
Copyright 2005-2012, RIM Testing Services, a division of Research In Motion Limited



0 dB = 0.500mW/g = -6.02 dB mW/g

This report shall NOT be reproduced except in full without the written consent of RIM Testing Services
Copyright 2005-2012, RIM Testing Services, a division of Research In Motion Limited

Date/Time: 7/23/2012 4:14:57 PM

Test Laboratory: RIM Testing Services

LeftHandSide_Tilt_802.11b_mid_chan_amb_temp_24.1C_liq_temp_23.1 C

DUT: BlackBerry Smartphone; Type: Sample; Serial: 2A4A5839

Communication System: 802.11 b (2450); Frequency: 2437 MHz
Medium parameters used (interpolated): f = 2437 MHz; σ = 1.735 mho/m; ε_r = 37.55; ρ = 1000 kg/m^3
Phantom section: Left Section
Measurement Standard: DASY5 (IEEE/IEC/ANSI C63.19-2007)

DASY Configuration:

- Probe: ES3DV3 - SN3225; ConvF(4.5, 4.5, 4.5); Calibrated: 1/11/2012
- Sensor-Surface: 3mm (Mechanical Surface Detection), z = 2.0, 32.0
- Electronics: DAE3 Sn473; Calibrated: 1/13/2012
- Phantom: SAM 1; Type: SAM 4.0; Serial: 1076
- DASY52 52.8.0(692); SEMCAD X 14.6.4(4989)

Configuration/Tilt position -/Area Scan (61x101x1): Measurement grid: dx=15mm, dy=15mm

Info: Interpolated medium parameters used for SAR evaluation.
Maximum value of SAR (interpolated) = 0.751 mW/g

Configuration/Tilt position -/Zoom Scan (5x5x7) (5x5x7)/Cube 0:
Measurement grid: dx=7.5mm, dy=7.5mm, dz=5mm
Reference Value = 16.161 V/m; Power Drift = 0.03 dB
Peak SAR (extrapolated) = 0.9930
SAR(1 g) = 0.473 mW/g; SAR(10 g) = 0.218 mW/g

Info: Interpolated medium parameters used for SAR evaluation.
Maximum value of SAR (measured) = 0.590 mW/g

This report shall NOT be reproduced except in full without the written consent of RIM Testing Services
Copyright 2005-2012, RIM Testing Services, a division of Research In Motion Limited



0 dB = 0.590mW/g = -4.58 dB mW/g

This report shall NOT be reproduced except in full without the written consent of RIM Testing Services
Copyright 2005-2012, RIM Testing Services, a division of Research In Motion Limited

Date/Time: 8/16/2012 12:41:38 PM

Test Laboratory: RIM Testing Services

RightHandSide_802.11a_low_band_chan_36_amb_temp_23.5C_liq_temp_22.8C

DUT: BlackBerry Smartphone; Type: Sample ; Serial: 2A4A5839

Communication System: 802.11a ; Frequency: 5180 MHz
Medium parameters used: f = 5180 MHz; σ = 4.764 mho/m; ε_r = 34.626; ρ = 1000 kg/m^3
Phantom section: Right Section
Measurement Standard: DASY5 (IEEE/IEC/ANSI C63.19-2007)

DASY Configuration:

- Probe: EX3DV4 - SN3592; ConvF(4.89, 4.89, 4.89); Calibrated: 11/16/2011
- Sensor-Surface: 2mm (Mechanical Surface Detection), z = 1.0, 21.0
- Electronics: DAE3 Sn473; Calibrated: 1/13/2012
- Phantom: SAM 1; Type: SAM 4.0; Serial: 1076
- DASY52 52.8.0(692); SEMCAD X 14.6.4(4989)

Configuration/Touch position 2 -/Area Scan (91x151x1): Measurement grid: dx=10mm, dy=10mm
Maximum value of SAR (interpolated) = 0.957 mW/g

Configuration/Touch position 2 -/Zoom Scan (7x7x9) (9x9x9)/Cube 0:
Measurement grid: dx=4mm, dy=4mm, dz=2.5mm
Reference Value = 16.741 V/m; Power Drift = -0.05 dB
Peak SAR (extrapolated) = 2.3360
SAR(1 g) = 0.592 mW/g; SAR(10 g) = 0.205 mW/g
Maximum value of SAR (measured) = 1.162 mW/g

Configuration/Touch position 2 -/Zoom Scan 2 (7x7x9) (13x10x9)/Cube 0:
Measurement grid: dx=4mm, dy=4mm, dz=2.5mm
Reference Value = 16.741 V/m; Power Drift = -0.07 dB
Peak SAR (extrapolated) = 2.3010
SAR(1 g) = 0.595 mW/g; SAR(10 g) = 0.206 mW/g
Maximum value of SAR (measured) = 1.185 mW/g

This report shall NOT be reproduced except in full without the written consent of RIM Testing Services
Copyright 2005-2012, RIM Testing Services, a division of Research In Motion Limited

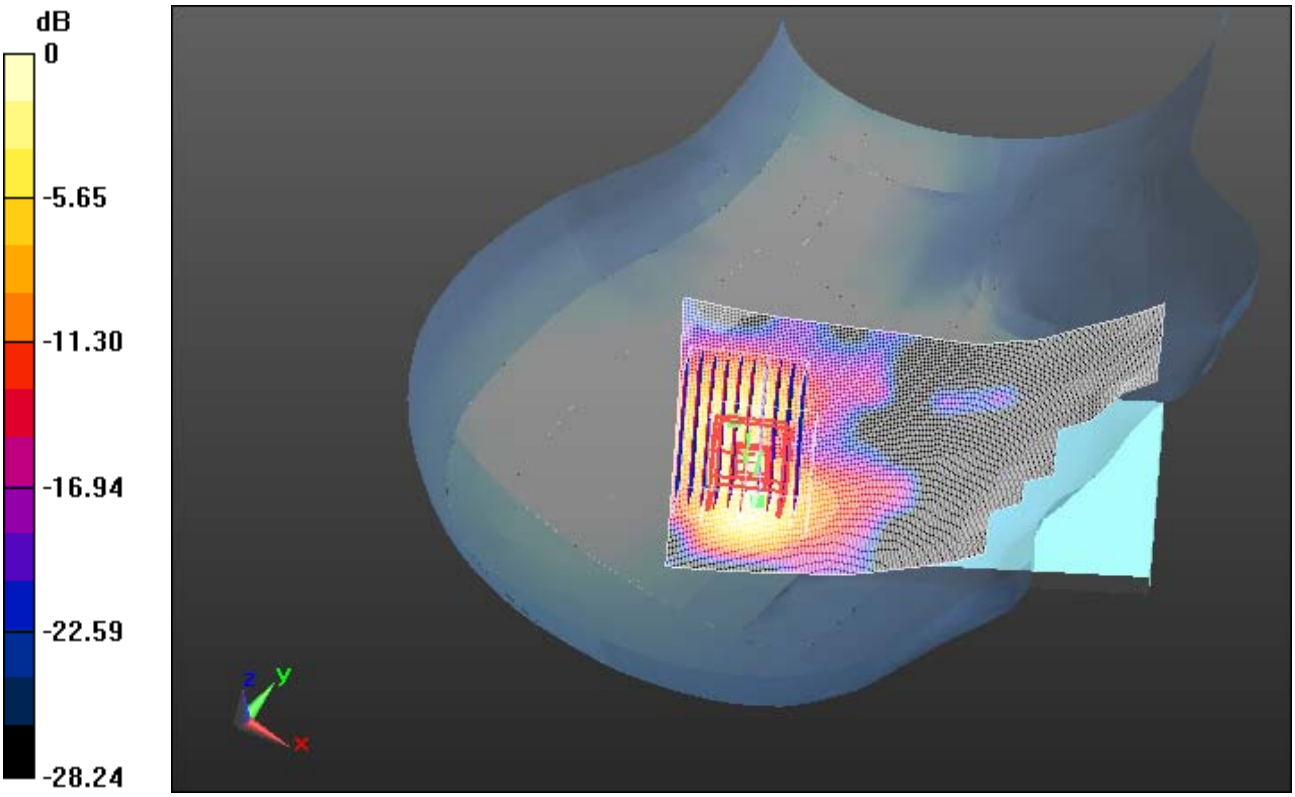

0 dB = 1.180mW/g = 1.44 dB mW/g

This report shall NOT be reproduced except in full without the written consent of RIM Testing Services
Copyright 2005-2012, RIM Testing Services, a division of Research In Motion Limited

Date/Time: 8/16/2012 10:54:25 AM

Test Laboratory: RIM Testing Services

RightHandSide_802.11a_mid_band_chan_52_amb_temp_23.5C_liq_temp_22.8C

DUT: BlackBerry Smartphone; Type: Sample ; Serial: 2A4A5839

Communication System: 802.11a ; Frequency: 5260 MHz
Medium parameters used: f = 5260 MHz; σ = 4.851 mho/m; ε_r = 34.447; ρ = 1000 kg/m^3
Phantom section: Right Section
Measurement Standard: DASY5 (IEEE/IEC/ANSI C63.19-2007)

DASY Configuration:

- Probe: EX3DV4 - SN3592; ConvF(4.89, 4.89, 4.89); Calibrated: 11/16/2011
- Sensor-Surface: 2mm (Mechanical Surface Detection), z = 1.0, 21.0
- Electronics: DAE3 Sn473; Calibrated: 1/13/2012
- Phantom: SAM 1; Type: SAM 4.0; Serial: 1076
- DASY52 52.8.0(692); SEMCAD X 14.6.4(4989)

Configuration/Touch position 2 -/Area Scan (91x151x1): Measurement grid: dx=10mm, dy=10mm
Maximum value of SAR (interpolated) = 0.582 mW/g

Configuration/Touch position 2 -/Zoom Scan (7x7x9) (11x9x9)/Cube 0:
Measurement grid: dx=4mm, dy=4mm, dz=2.5mm
Reference Value = 11.926 V/m; Power Drift = 0.57 dB
Peak SAR (extrapolated) = 1.4470
SAR(1 g) = 0.362 mW/g; SAR(10 g) = 0.128 mW/g
Maximum value of SAR (measured) = 0.738 mW/g

This report shall NOT be reproduced except in full without the written consent of RIM Testing Services
Copyright 2005-2012, RIM Testing Services, a division of Research In Motion Limited

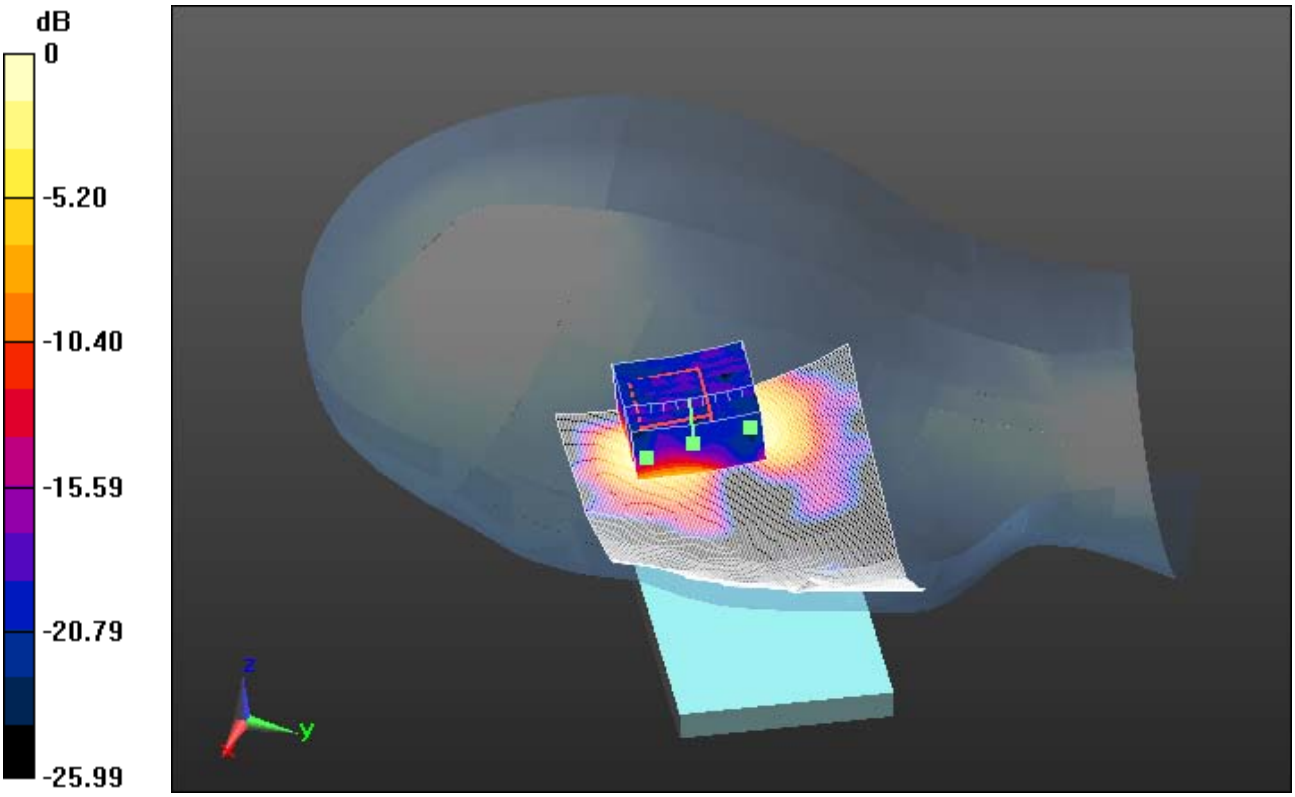

0 dB = 0.740mW/g = -2.62 dB mW/g

This report shall NOT be reproduced except in full without the written consent of RIM Testing Services
Copyright 2005-2012, RIM Testing Services, a division of Research In Motion Limited

Date/Time: 8/16/2012 10:03:53 AM

Test Laboratory: RIM Testing Services

RightHandSide_802.11a_upper_band_l_chan_104_amb_temp_23.1C_liq_temp_22.9C

DUT: BlackBerry Smartphone; Type: Sample ; Serial: 2A4A5839

Communication System: 802.11a ; Frequency: 5520 MHz
Medium parameters used: f = 5520 MHz; σ = 5.085 mho/m; ε_r = 33.99; ρ = 1000 kg/m^3
Phantom section: Right Section
Measurement Standard: DASY5 (IEEE/IEC/ANSI C63.19-2007)

DASY Configuration:

- Probe: EX3DV4 - SN3592; ConvF(4.38, 4.38, 4.38); Calibrated: 11/16/2011
- Sensor-Surface: 2mm (Mechanical Surface Detection), z = 1.0, 21.0
- Electronics: DAE3 Sn473; Calibrated: 1/13/2012
- Phantom: SAM 1; Type: SAM 4.0; Serial: 1076
- DASY52 52.8.0(692); SEMCAD X 14.6.4(4989)

Configuration/Touch position 2 -/Area Scan (91x151x1): Measurement grid: dx=10mm, dy=10mm
Maximum value of SAR (interpolated) = 0.646 mW/g

Configuration/Touch position 2 -/Zoom Scan (7x7x9) (9x9x9)/Cube 0:
Measurement grid: dx=4mm, dy=4mm, dz=2.5mm
Reference Value = 11.514 V/m; Power Drift = 0.24 dB
Peak SAR (extrapolated) = 1.3300
SAR(1 g) = 0.362 mW/g; SAR(10 g) = 0.135 mW/g
Maximum value of SAR (measured) = 0.719 mW/g

This report shall NOT be reproduced except in full without the written consent of RIM Testing Services
Copyright 2005-2012, RIM Testing Services, a division of Research In Motion Limited

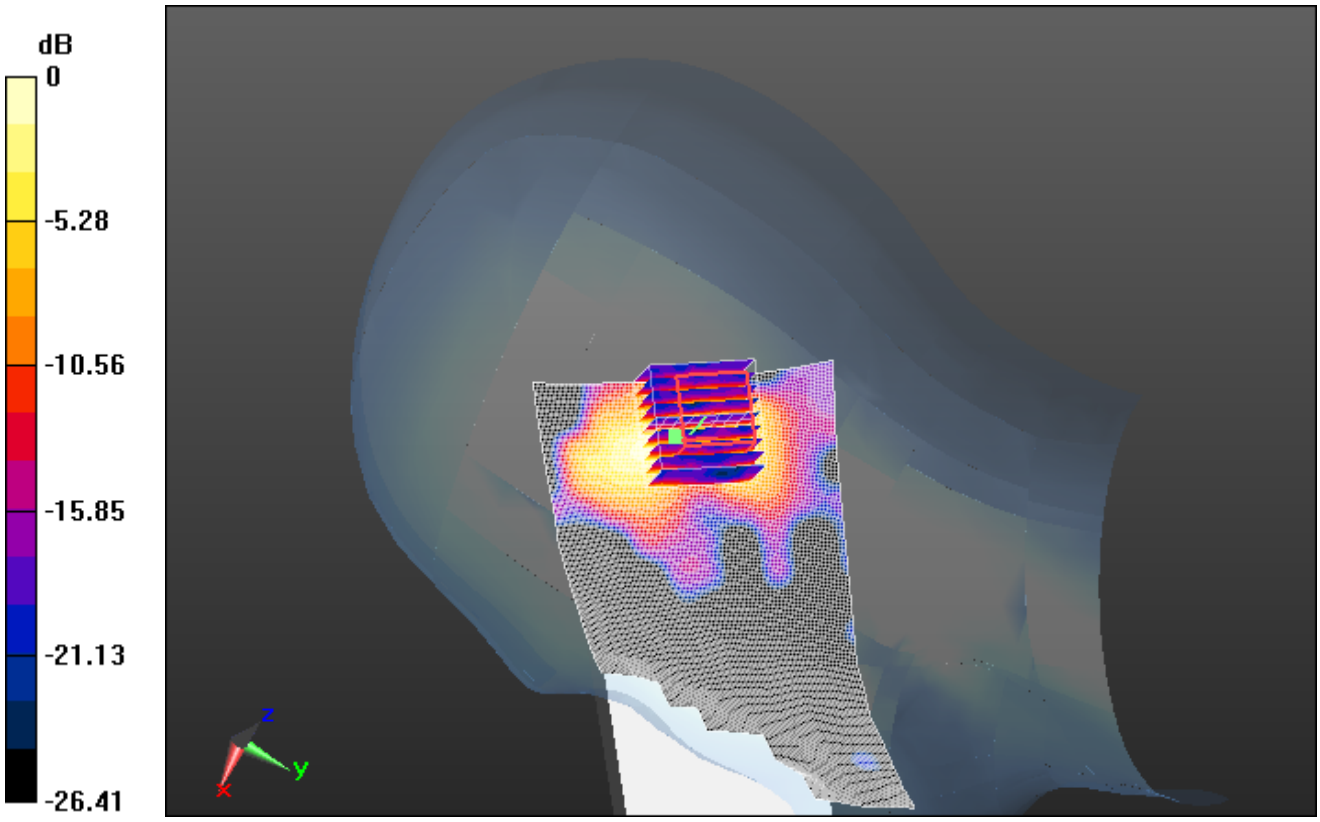

0 dB = 0.720mW/g = -2.85 dB mW/g

This report shall NOT be reproduced except in full without the written consent of RIM Testing Services
Copyright 2005-2012, RIM Testing Services, a division of Research In Motion Limited

Date/Time: 8/15/2012 11:21:54 PM

Test Laboratory: RIM Testing Services

RightHandSide_802.11a_upper_band_II_chan_149_amb_temp_23.3C_liq_temp_21.6C

DUT: BlackBerry Smartphone; Type: Sample ; Serial: 2A4A5839

Communication System: 802.11a ; Frequency: 5745 MHz
Medium parameters used: f = 5745 MHz; σ = 5.452 mho/m; ε_r = 34.333; ρ = 1000 kg/m^3
Phantom section: Right Section
Measurement Standard: DASY5 (IEEE/IEC/ANSI C63.19-2007)

DASY Configuration:

- Probe: EX3DV4 - SN3592; ConvF(4.17, 4.17, 4.17); Calibrated: 11/16/2011
- Sensor-Surface: 2mm (Mechanical Surface Detection), z = 1.0, 21.0
- Electronics: DAE3 Sn473; Calibrated: 1/13/2012
- Phantom: SAM 1; Type: SAM 4.0; Serial: 1076
- DASY52 52.8.0(692); SEMCAD X 14.6.4(4989)

Configuration/Touch position 2 -/Area Scan (91x151x1): Measurement grid: dx=10mm, dy=10mm
Maximum value of SAR (interpolated) = 1.046 mW/g

Configuration/Touch position 2 -/Zoom Scan (7x7x9) (9x9x9)/Cube 0:
Measurement grid: dx=4mm, dy=4mm, dz=2.5mm
Reference Value = 12.511 V/m; Power Drift = 0.17 dB
Peak SAR (extrapolated) = 2.0580
SAR(1 g) = 0.536 mW/g; SAR(10 g) = 0.205 mW/g
Maximum value of SAR (measured) = 1.070 mW/g

This report shall NOT be reproduced except in full without the written consent of RIM Testing Services
Copyright 2005-2012, RIM Testing Services, a division of Research In Motion Limited

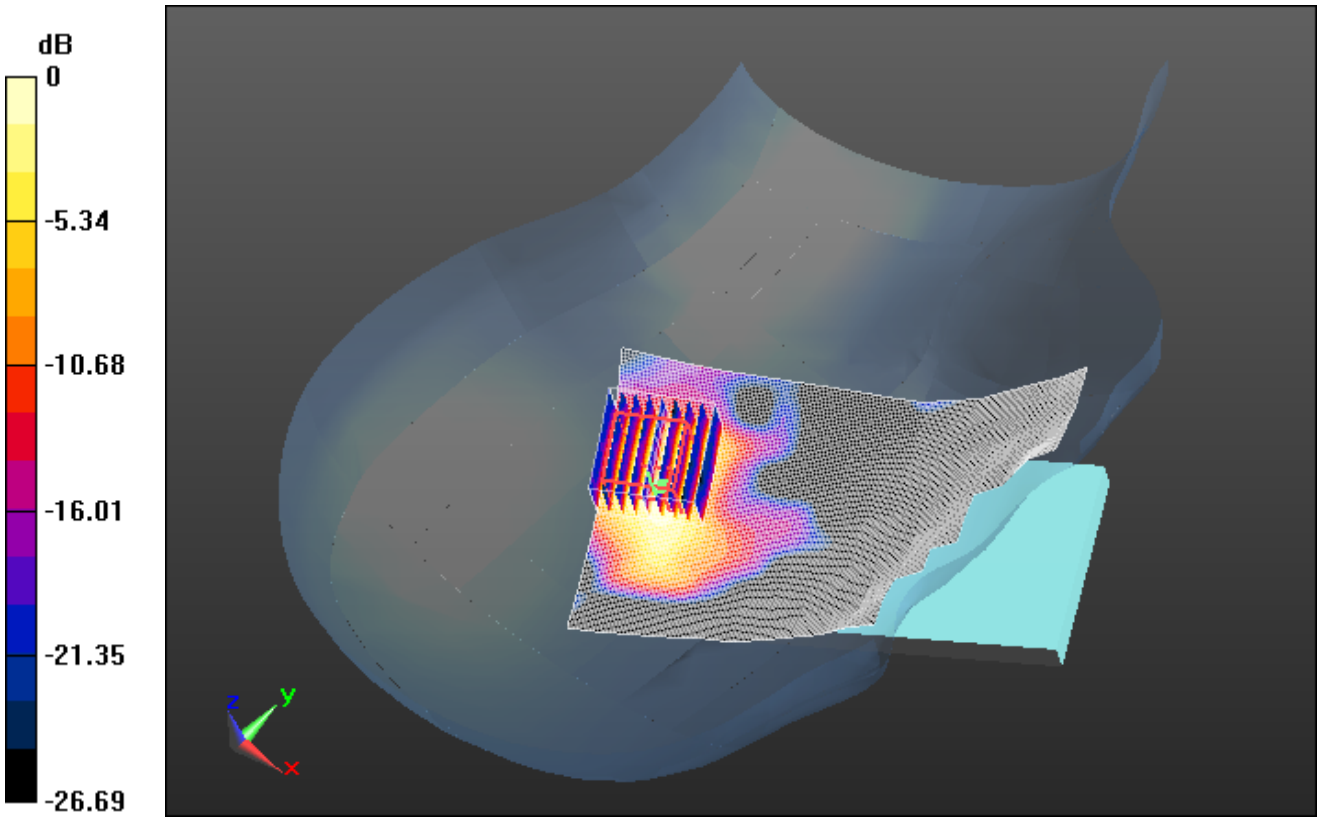

0 dB = 1.070mW/g = 0.59 dB mW/g

This report shall NOT be reproduced except in full without the written consent of RIM Testing Services
Copyright 2005-2012, RIM Testing Services, a division of Research In Motion Limited

Date/Time: 8/16/2012 2:28:44 PM

Test Laboratory: RIM Testing Services

RightHandSide_Tilt_802.11a_low_band_chan_36_amb_temp_23.1C_liq_temp_22.7C

DUT: BlackBerry Smartphone; Type: Sample ; Serial: 2A4A5839

Communication System: 802.11a ; Frequency: 5180 MHz
Medium parameters used: f = 5180 MHz; σ = 4.764 mho/m; ε_r = 34.626; ρ = 1000 kg/m^3
Phantom section: Right Section
Measurement Standard: DASY5 (IEEE/IEC/ANSI C63.19-2007)

DASY Configuration:

- Probe: EX3DV4 - SN3592; ConvF(4.17, 4.17, 4.17); Calibrated: 11/16/2011
- Sensor-Surface: 2mm (Mechanical Surface Detection), z = 1.0, 21.0
- Electronics: DAE3 Sn473; Calibrated: 1/13/2012
- Phantom: SAM 1; Type: SAM 4.0; Serial: 1076
- DASY52 52.8.0(692); SEMCAD X 14.6.4(4989)

Configuration/Tilt position 2 -/Area Scan (91x161x1): Measurement grid: dx=10mm, dy=10mm
Maximum value of SAR (interpolated) = 1.099 mW/g

Configuration/Tilt position 2 -/Zoom Scan (7x7x9) (8x8x9)/Cube 0:
Measurement grid: dx=4mm, dy=4mm, dz=2.5mm
Reference Value = 14.748 V/m; Power Drift = -0.15 dB
Peak SAR (extrapolated) = 2.1710
SAR(1 g) = 0.589 mW/g; SAR(10 g) = 0.205 mW/g
Maximum value of SAR (measured) = 1.208 mW/g

This report shall NOT be reproduced except in full without the written consent of RIM Testing Services
Copyright 2005-2012, RIM Testing Services, a division of Research In Motion Limited

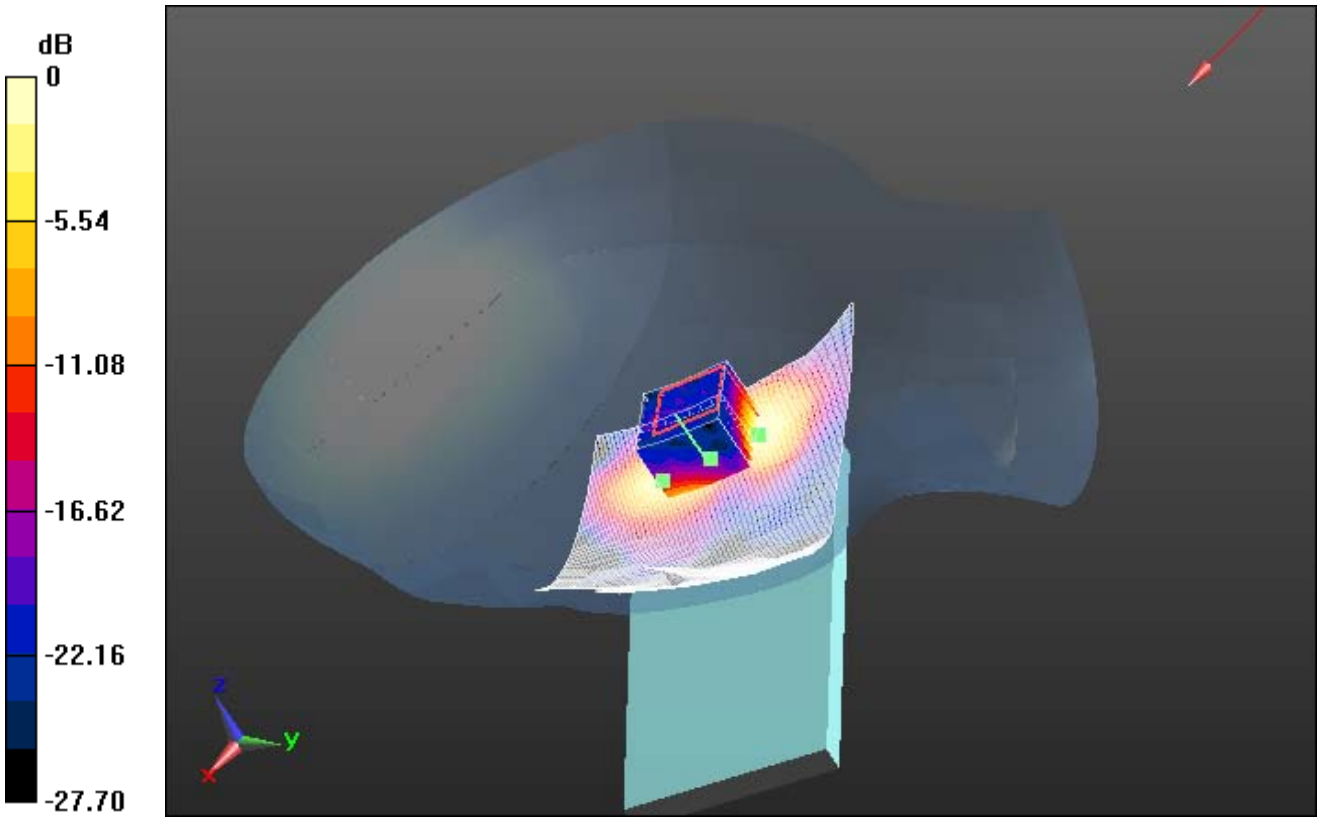

0 dB = 1.210mW/g = 1.66 dB mW/g

This report shall NOT be reproduced except in full without the written consent of RIM Testing Services
Copyright 2005-2012, RIM Testing Services, a division of Research In Motion Limited

Date/Time: 8/16/2012 3:52:50 PM

Test Laboratory: RIM Testing Services

RightHandSide_Tilt_802.11a_mid_band_chan_52_amb_temp_23.1C_liq_temp_22.7C

DUT: BlackBerry Smartphone; Type: Sample ; Serial: 2A4A5839

Communication System: 802.11a ; Frequency: 5260 MHz
Medium parameters used: f = 5260 MHz; σ = 4.851 mho/m; ε_r = 34.447; ρ = 1000 kg/m^3
Phantom section: Right Section
Measurement Standard: DASY5 (IEEE/IEC/ANSI C63.19-2007)

DASY Configuration:

- Probe: EX3DV4 - SN3592; ConvF(4.17, 4.17, 4.17); Calibrated: 11/16/2011
- Sensor-Surface: 2mm (Mechanical Surface Detection), z = 1.0, 21.0
- Electronics: DAE3 Sn473; Calibrated: 1/13/2012
- Phantom: SAM 1; Type: SAM 4.0; Serial: 1076
- DASY52 52.8.0(692); SEMCAD X 14.6.4(4989)

Configuration/Tilt position 2 -/Area Scan (91x161x1): Measurement grid: dx=10mm, dy=10mm
Maximum value of SAR (interpolated) = 0.832 mW/g

Configuration/Tilt position 2 -/Zoom Scan (7x7x9) (8x8x9)/Cube 0:
Measurement grid: dx=4mm, dy=4mm, dz=2.5mm
Reference Value = 13.332 V/m; Power Drift = 0.03 dB
Peak SAR (extrapolated) = 1.3000
SAR(1 g) = 0.413 mW/g; SAR(10 g) = 0.164 mW/g
Maximum value of SAR (measured) = 0.743 mW/g

Configuration/Tilt position 2 -/Zoom Scan 2 (7x7x9) (14x11x9)/Cube 0:
Measurement grid: dx=4mm, dy=4mm, dz=2.5mm
Reference Value = 13.332 V/m; Power Drift = -0.03 dB
Peak SAR (extrapolated) = 1.6360
SAR(1 g) = 0.404 mW/g; SAR(10 g) = 0.163 mW/g
Maximum value of SAR (measured) = 0.754 mW/g

This report shall NOT be reproduced except in full without the written consent of RIM Testing Services
Copyright 2005-2012, RIM Testing Services, a division of Research In Motion Limited



0 dB = 0.750mW/g = -2.50 dB mW/g

This report shall NOT be reproduced except in full without the written consent of RIM Testing Services
Copyright 2005-2012, RIM Testing Services, a division of Research In Motion Limited

Date/Time: 8/16/2012 5:42:18 PM

Test Laboratory: RIM Testing Services

RightHandSide_Tilt_802.11a_upper_band_l_chan_104_amb_temp_23.0 C_liq_temp_22.5C

DUT: BlackBerry Smartphone; Type: Sample ; Serial: 2A4A5839

Communication System: 802.11a ; Frequency: 5520 MHz
Medium parameters used: f = 5520 MHz; σ = 5.085 mho/m; ε_r = 33.99; ρ = 1000 kg/m^3
Phantom section: Right Section
Measurement Standard: DASY5 (IEEE/IEC/ANSI C63.19-2007)

DASY Configuration:

- Probe: EX3DV4 - SN3592; ConvF(4.17, 4.17, 4.17); Calibrated: 11/16/2011
- Sensor-Surface: 2mm (Mechanical Surface Detection), z = 1.0, 21.0
- Electronics: DAE3 Sn473; Calibrated: 1/13/2012
- Phantom: SAM 1; Type: SAM 4.0; Serial: 1076
- DASY52 52.8.0(692); SEMCAD X 14.6.4(4989)

Configuration/Tilt position 2 -/Area Scan (91x161x1): Measurement grid: dx=10mm, dy=10mm
Maximum value of SAR (interpolated) = 0.882 mW/g

Configuration/Tilt position 2 -/Zoom Scan (7x7x9) (8x8x9)/Cube 0:
Measurement grid: dx=4mm, dy=4mm, dz=2.5mm
Reference Value = 13.356 V/m; Power Drift = -0.05 dB
Peak SAR (extrapolated) = 1.4460
SAR(1 g) = 0.423 mW/g; SAR(10 g) = 0.168 mW/g
Maximum value of SAR (measured) = 0.789 mW/g

This report shall NOT be reproduced except in full without the written consent of RIM Testing Services
Copyright 2005-2012, RIM Testing Services, a division of Research In Motion Limited

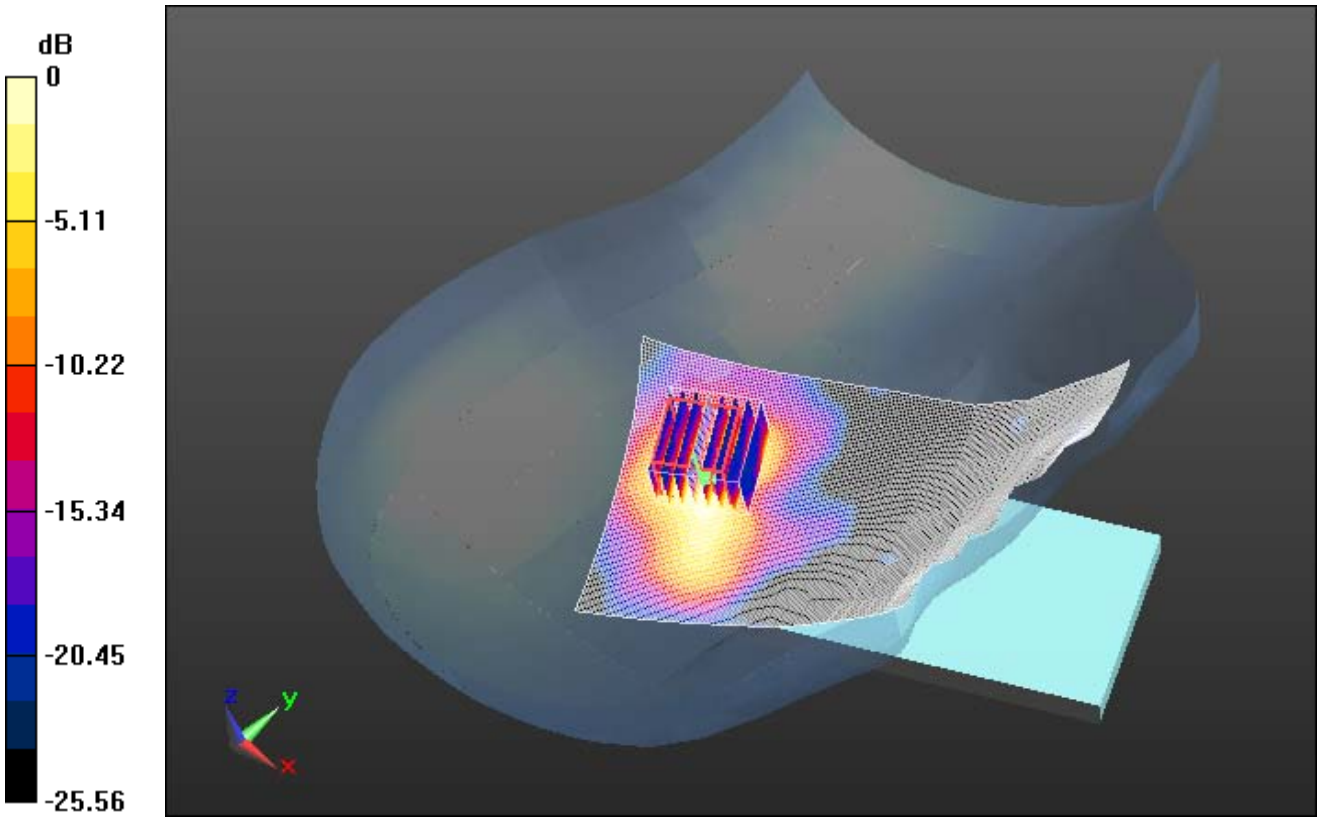

0 dB = 0.790mW/g = -2.05 dB mW/g

This report shall NOT be reproduced except in full without the written consent of RIM Testing Services
Copyright 2005-2012, RIM Testing Services, a division of Research In Motion Limited

Date/Time: 8/16/2012 7:39:52 PM

Test Laboratory: RIM Testing Services

RightHandSide_Tilt_802.11a_upper_band_II_chan_149_amb_temp_23.1 C_liq_temp_22.5C

DUT: BlackBerry Smartphone; Type: Sample ; Serial: 2A4A5839

Communication System: 802.11a ; Frequency: 5745 MHz
Medium parameters used: f = 5745 MHz; σ = 5.452 mho/m; ε_r = 34.333; ρ = 1000 kg/m^3
Phantom section: Right Section
Measurement Standard: DASY5 (IEEE/IEC/ANSI C63.19-2007)

DASY Configuration:

- Probe: EX3DV4 - SN3592; ConvF(4.17, 4.17, 4.17); Calibrated: 11/16/2011
- Sensor-Surface: 2mm (Mechanical Surface Detection), z = 1.0, 21.0
- Electronics: DAE3 Sn473; Calibrated: 1/13/2012
- Phantom: SAM 1; Type: SAM 4.0; Serial: 1076
- DASY52 52.8.0(692); SEMCAD X 14.6.4(4989)

Configuration/Tilt position 2 -/Area Scan (91x161x1): Measurement grid: dx=10mm, dy=10mm
Maximum value of SAR (interpolated) = 1.217 mW/g

Configuration/Tilt position 2 -/Zoom Scan (7x7x9) (8x8x9)/Cube 0:
Measurement grid: dx=4mm, dy=4mm, dz=2.5mm
Reference Value = 15.449 V/m; Power Drift = -0.14 dB
Peak SAR (extrapolated) = 2.0910
SAR(1 g) = 0.565 mW/g; SAR(10 g) = 0.217 mW/g
Maximum value of SAR (measured) = 1.089 mW/g

This report shall NOT be reproduced except in full without the written consent of RIM Testing Services
Copyright 2005-2012, RIM Testing Services, a division of Research In Motion Limited

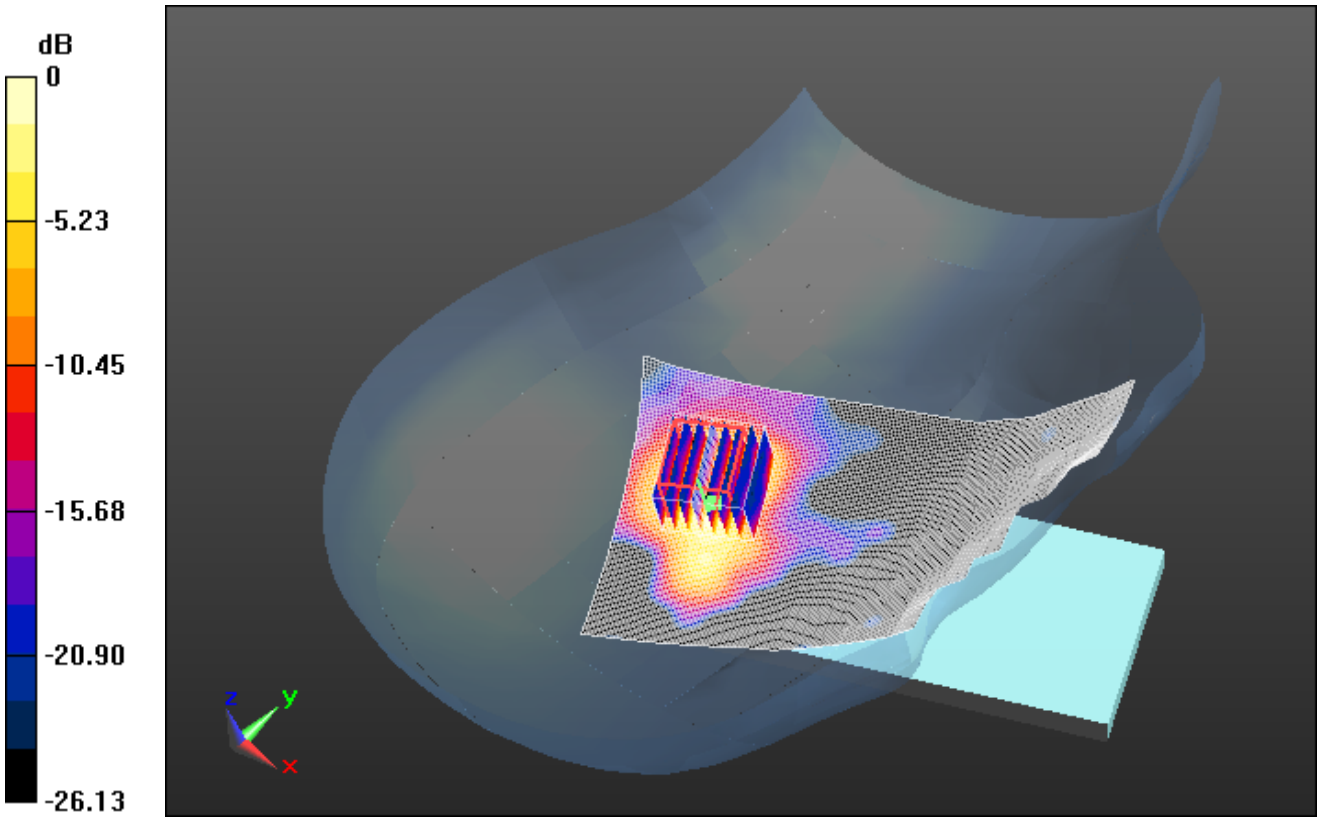

0 dB = 1.090mW/g = 0.75 dB mW/g

This report shall NOT be reproduced except in full without the written consent of RIM Testing Services
Copyright 2005-2012, RIM Testing Services, a division of Research In Motion Limited

Date/Time: 8/15/2012 4:57:55 PM

Test Laboratory: RIM Testing Services

LeftHandSide_802.11a_low_band_chan_36_amb_temp_23.2C_liq_temp_22.6C

DUT: BlackBerry Smartphone; Type: Sample; Serial: 2A4A5839

Communication System: 802.11a ; Frequency: 5180 MHz
Medium parameters used: f = 5180 MHz; σ = 4.764 mho/m; ε_r = 34.626; ρ = 1000 kg/m^3
Phantom section: Left Section
Measurement Standard: DASY5 (IEEE/IEC/ANSI C63.19-2007)

DASY Configuration:

- Probe: EX3DV4 - SN3592; ConvF(4.89, 4.89, 4.89); Calibrated: 11/16/2011
- Sensor-Surface: 2mm (Mechanical Surface Detection), z = 1.0, 21.0
- Electronics: DAE3 Sn473; Calibrated: 1/13/2012
- Phantom: SAM 1; Type: SAM 4.0; Serial: 1076
- DASY52 52.8.0(692); SEMCAD X 14.6.4(4989)

Configuration/Touch position 2 -/Area Scan (91x151x1): Measurement grid: dx=10mm, dy=10mm
Maximum value of SAR (interpolated) = 1.159 mW/g

Configuration/Touch position 2 -/Zoom Scan (7x7x9) (8x8x9)/Cube 0:
Measurement grid: dx=4mm, dy=4mm, dz=2.5mm
Reference Value = 15.609 V/m; Power Drift = 0.10 dB
Peak SAR (extrapolated) = 2.0360
SAR(1 g) = 0.521 mW/g; SAR(10 g) = 0.189 mW/g
Maximum value of SAR (measured) = 1.000 mW/g

This report shall NOT be reproduced except in full without the written consent of RIM Testing Services
Copyright 2005-2012, RIM Testing Services, a division of Research In Motion Limited



0 dB = 1.000mW/g = 0 dB mW/g

This report shall NOT be reproduced except in full without the written consent of RIM Testing Services
Copyright 2005-2012, RIM Testing Services, a division of Research In Motion Limited

Date/Time: 8/15/2012 6:58:17 PM

Test Laboratory: RIM Testing Services

LeftHandSide_802.11a_mid_band_chan_52_amb_temp_23.2C_liq_temp_21.5C

DUT: BlackBerry Smartphone; Type: Sample; Serial: 2A4A5839

Communication System: 802.11a ; Frequency: 5260 MHz
Medium parameters used: f = 5260 MHz; σ = 4.851 mho/m; ε_r = 34.447; ρ = 1000 kg/m^3
Phantom section: Left Section
Measurement Standard: DASY5 (IEEE/IEC/ANSI C63.19-2007)

DASY Configuration:

- Probe: EX3DV4 - SN3592; ConvF(4.89, 4.89, 4.89); Calibrated: 11/16/2011
- Sensor-Surface: 2mm (Mechanical Surface Detection), z = 1.0, 21.0
- Electronics: DAE3 Sn473; Calibrated: 1/13/2012
- Phantom: SAM 1; Type: SAM 4.0; Serial: 1076
- DASY52 52.8.0(692); SEMCAD X 14.6.4(4989)

Configuration/Touch position 2 -/Area Scan (91x151x1): Measurement grid: dx=10mm, dy=10mm
Maximum value of SAR (interpolated) = 0.833 mW/g

Configuration/Touch position 2 -/Zoom Scan (7x7x9) (10x10x9)/Cube 0:
Measurement grid: dx=4mm, dy=4mm, dz=2.5mm
Reference Value = 13.293 V/m; Power Drift = 0.07 dB
Peak SAR (extrapolated) = 1.6220
SAR(1 g) = 0.427 mW/g; SAR(10 g) = 0.157 mW/g
Maximum value of SAR (measured) = 0.836 mW/g

This report shall NOT be reproduced except in full without the written consent of RIM Testing Services
Copyright 2005-2012, RIM Testing Services, a division of Research In Motion Limited



0 dB = 0.840mW/g = -1.51 dB mW/g

This report shall NOT be reproduced except in full without the written consent of RIM Testing Services
Copyright 2005-2012, RIM Testing Services, a division of Research In Motion Limited

Date/Time: 8/15/2012 9:10:58 PM

Test Laboratory: RIM Testing Services

LeftHandSide_802.11a_upper_band_I_chan_104_amb_temp_23.2C_liq_temp_21.5C

DUT: BlackBerry Smartphone; Type: Sample; Serial: 2A4A5839

Communication System: 802.11a ; Frequency: 5520 MHz
Medium parameters used: f = 5520 MHz; σ = 5.085 mho/m; ε_r = 33.99; ρ = 1000 kg/m^3
Phantom section: Left Section
Measurement Standard: DASY5 (IEEE/IEC/ANSI C63.19-2007)

DASY Configuration:

- Probe: EX3DV4 - SN3592; ConvF(4.38, 4.38, 4.38); Calibrated: 11/16/2011
- Sensor-Surface: 2mm (Mechanical Surface Detection), z = 1.0, 21.0
- Electronics: DAE3 Sn473; Calibrated: 1/13/2012
- Phantom: SAM 1; Type: SAM 4.0; Serial: 1076
- DASY52 52.8.0(692); SEMCAD X 14.6.4(4989)

Configuration/Touch position 2 -/Area Scan (91x151x1): Measurement grid: dx=10mm, dy=10mm
Maximum value of SAR (interpolated) = 0.890 mW/g

Configuration/Touch position 2 -/Zoom Scan (7x7x9) (10x9x9)/Cube 0:
Measurement grid: dx=4mm, dy=4mm, dz=2.5mm
Reference Value = 11.793 V/m; Power Drift = -0.04 dB
Peak SAR (extrapolated) = 1.7340
SAR(1 g) = 0.444 mW/g; SAR(10 g) = 0.157 mW/g
Maximum value of SAR (measured) = 0.899 mW/g

This report shall NOT be reproduced except in full without the written consent of RIM Testing Services
Copyright 2005-2012, RIM Testing Services, a division of Research In Motion Limited

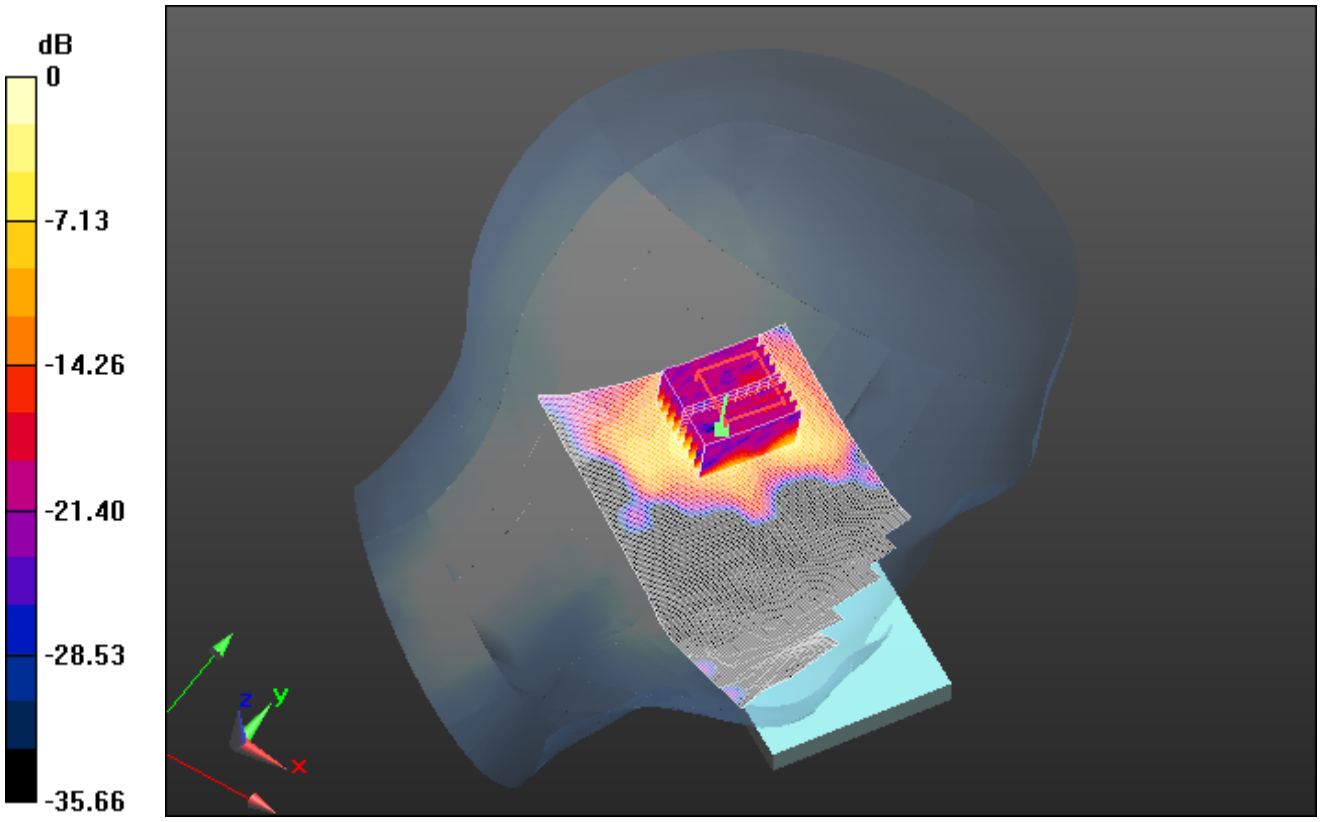

0 dB = 0.900mW/g = -0.92 dB mW/g

This report shall NOT be reproduced except in full without the written consent of RIM Testing Services
Copyright 2005-2012, RIM Testing Services, a division of Research In Motion Limited

Date/Time: 8/15/2012 10:24:52 PM

Test Laboratory: RIM Testing Services

LeftHandSide_802.11a_upper_band_II_chan_149_amb_temp_23.4C_liq_temp_21.6C

DUT: BlackBerry Smartphone; Type: Sample; Serial: 2A4A5839

Communication System: 802.11a ; Frequency: 5745 MHz
Medium parameters used: f = 5745 MHz; σ = 5.452 mho/m; ε_r = 34.333; ρ = 1000 kg/m^3
Phantom section: Left Section
Measurement Standard: DASY5 (IEEE/IEC/ANSI C63.19-2007)

DASY Configuration:

- Probe: EX3DV4 - SN3592; ConvF(4.17, 4.17, 4.17); Calibrated: 11/16/2011
- Sensor-Surface: 2mm (Mechanical Surface Detection), z = 1.0, 21.0
- Electronics: DAE3 Sn473; Calibrated: 1/13/2012
- Phantom: SAM 1; Type: SAM 4.0; Serial: 1076
- DASY52 52.8.0(692); SEMCAD X 14.6.4(4989)

Configuration/Touch position 2 -/Area Scan (91x151x1): Measurement grid: dx=10mm, dy=10mm
Maximum value of SAR (interpolated) = 1.477 mW/g

Configuration/Touch position 2 -/Zoom Scan (7x7x9) (9x9x9)/Cube 0:
Measurement grid: dx=4mm, dy=4mm, dz=2.5mm
Reference Value = 12.542 V/m; Power Drift = -0.16 dB
Peak SAR (extrapolated) = 2.9260
SAR(1 g) = 0.741 mW/g; SAR(10 g) = 0.246 mW/g
Maximum value of SAR (measured) = 1.497 mW/g

This report shall NOT be reproduced except in full without the written consent of RIM Testing Services
Copyright 2005-2012, RIM Testing Services, a division of Research In Motion Limited



0 dB = 1.500mW/g = 3.52 dB mW/g

This report shall NOT be reproduced except in full without the written consent of RIM Testing Services
Copyright 2005-2012, RIM Testing Services, a division of Research In Motion Limited

Date/Time: 8/15/2012 4:13:07 PM

Test Laboratory: RIM Testing Services

LeftHandSide_Tilt_802.11a_low_band_chan_36_amb_temp_23.6C_liq_temp_22.5C

DUT: BlackBerry Smartphone; Type: Sample; Serial: 2A4A5839

Communication System: 802.11a ; Frequency: 5180 MHz
Medium parameters used: f = 5180 MHz; σ = 4.764 mho/m; ε_r = 34.626; ρ = 1000 kg/m^3
Phantom section: Left Section
Measurement Standard: DASY5 (IEEE/IEC/ANSI C63.19-2007)

DASY Configuration:

- Probe: EX3DV4 - SN3592; ConvF(4.89, 4.89, 4.89); Calibrated: 11/16/2011
- Sensor-Surface: 2mm (Mechanical Surface Detection), z = 1.0, 21.0
- Electronics: DAE3 Sn473; Calibrated: 1/13/2012
- Phantom: SAM 1; Type: SAM 4.0; Serial: 1076
- DASY52 52.8.0(692); SEMCAD X 14.6.4(4989)

Configuration/Touch position 2 -/Area Scan (91x151x1): Measurement grid: dx=10mm, dy=10mm
Maximum value of SAR (interpolated) = 1.592 mW/g

Configuration/Touch position 2 -/Zoom Scan (7x7x9) (9x9x9)/Cube 0:
Measurement grid: dx=4mm, dy=4mm, dz=2.5mm
Reference Value = 17.540 V/m; Power Drift = -0.03 dB
Peak SAR (extrapolated) = 2.5650
SAR(1 g) = 0.717 mW/g; SAR(10 g) = 0.264 mW/g
Maximum value of SAR (measured) = 1.367 mW/g

This report shall NOT be reproduced except in full without the written consent of RIM Testing Services
Copyright 2005-2012, RIM Testing Services, a division of Research In Motion Limited



0 dB = 1.370mW/g = 2.73 dB mW/g

This report shall NOT be reproduced except in full without the written consent of RIM Testing Services
Copyright 2005-2012, RIM Testing Services, a division of Research In Motion Limited

Date/Time: 8/15/2012 3:29:15 PM

Test Laboratory: RIM Testing Services

LeftHandSide_Tilt_802.11a_mid_band_chan_52_amb_temp_23.6C_liq_temp_22.5C

DUT: BlackBerry Smartphone; Type: Sample; Serial: 2A4A5839

Communication System: 802.11a ; Frequency: 5260 MHz
Medium parameters used: f = 5260 MHz; σ = 4.851 mho/m; ε_r = 34.447; ρ = 1000 kg/m^3
Phantom section: Left Section
Measurement Standard: DASY5 (IEEE/IEC/ANSI C63.19-2007)

DASY Configuration:

- Probe: EX3DV4 - SN3592; ConvF(4.89, 4.89, 4.89); Calibrated: 11/16/2011
- Sensor-Surface: 2mm (Mechanical Surface Detection), z = 1.0, 21.0
- Electronics: DAE3 Sn473; Calibrated: 1/13/2012
- Phantom: SAM 1; Type: SAM 4.0; Serial: 1076
- DASY52 52.8.0(692); SEMCAD X 14.6.4(4989)

Configuration/Touch position 2 -/Area Scan (91x151x1): Measurement grid: dx=10mm, dy=10mm
Maximum value of SAR (interpolated) = 1.100 mW/g

Configuration/Touch position 2 -/Zoom Scan (7x7x9) (8x8x9)/Cube 0:
Measurement grid: dx=4mm, dy=4mm, dz=2.5mm
Reference Value = 13.262 V/m; Power Drift = -0.02 dB
Peak SAR (extrapolated) = 2.0690
SAR(1 g) = 0.556 mW/g; SAR(10 g) = 0.199 mW/g
Maximum value of SAR (measured) = 1.059 mW/g

This report shall NOT be reproduced except in full without the written consent of RIM Testing Services
Copyright 2005-2012, RIM Testing Services, a division of Research In Motion Limited



0 dB = 1.060mW/g = 0.51 dB mW/g

This report shall NOT be reproduced except in full without the written consent of RIM Testing Services
Copyright 2005-2012, RIM Testing Services, a division of Research In Motion Limited

Date/Time: 8/15/2012 2:46:33 PM

Test Laboratory: RIM Testing Services

LeftHandSide_Tilt_802.11a_upper_band_l_chan_104_amb_temp_23.6C _liq_temp_22.5C

DUT: BlackBerry Smartphone; Type: Sample; Serial: 2A4A5839

Communication System: 802.11a ; Frequency: 5520 MHz
Medium parameters used: f = 5520 MHz; σ = 5.085 mho/m; ε_r = 33.99; ρ = 1000 kg/m^3
Phantom section: Left Section
Measurement Standard: DASY5 (IEEE/IEC/ANSI C63.19-2007)

DASY Configuration:

- Probe: EX3DV4 - SN3592; ConvF(4.38, 4.38, 4.38); Calibrated: 11/16/2011
- Sensor-Surface: 2mm (Mechanical Surface Detection), z = 1.0, 21.0
- Electronics: DAE3 Sn473; Calibrated: 1/13/2012
- Phantom: SAM 1; Type: SAM 4.0; Serial: 1076
- DASY52 52.8.0(692); SEMCAD X 14.6.4(4989)

Configuration/Touch position 2 -/Area Scan (91x151x1): Measurement grid: dx=10mm, dy=10mm
Maximum value of SAR (interpolated) = 1.225 mW/g

Configuration/Touch position 2 -/Zoom Scan (7x7x9) (8x8x9)/Cube 0:
Measurement grid: dx=4mm, dy=4mm, dz=2.5mm
Reference Value = 11.068 V/m; Power Drift = -0.02 dB
Peak SAR (extrapolated) = 2.3830
SAR(1 g) = 0.612 mW/g; SAR(10 g) = 0.208 mW/g
Maximum value of SAR (measured) = 1.200 mW/g

This report shall NOT be reproduced except in full without the written consent of RIM Testing Services
Copyright 2005-2012, RIM Testing Services, a division of Research In Motion Limited



0 dB = 1.200mW/g = 1.58 dB mW/g

This report shall NOT be reproduced except in full without the written consent of RIM Testing Services
Copyright 2005-2012, RIM Testing Services, a division of Research In Motion Limited

Date/Time: 8/15/2012 1:04:25 AM

Test Laboratory: RIM Testing Services

LeftHandSide_Tilt_802.11a_upper_band_II_chan_149_amb_temp_23.6 C_liq_temp_22.7C

DUT: BlackBerry Smartphone; Type: Sample; Serial: 2A4A5839

Communication System: 802.11a ; Frequency: 5745 MHz
Medium parameters used: f = 5745 MHz; σ = 5.413 mho/m; ε_r = 34.391; ρ = 1000 kg/m^3
Phantom section: Left Section
Measurement Standard: DASY5 (IEEE/IEC/ANSI C63.19-2007)

DASY Configuration:

- Probe: EX3DV4 - SN3592; ConvF(4.17, 4.17, 4.17); Calibrated: 11/16/2011
- Sensor-Surface: 2mm (Mechanical Surface Detection), z = 1.0, 21.0
- Electronics: DAE3 Sn473; Calibrated: 1/13/2012
- Phantom: SAM 1; Type: SAM 4.0; Serial: 1076
- DASY52 52.8.0(692); SEMCAD X 14.6.4(4989)

Configuration/Touch position 2 -/Area Scan (91x151x1): Measurement grid: dx=10mm, dy=10mm
Maximum value of SAR (interpolated) = 1.551 mW/g

Configuration/Touch position 2 -/Zoom Scan (7x7x9) (8x8x9)/Cube 0:
Measurement grid: dx=4mm, dy=4mm, dz=2.5mm
Reference Value = 10.193 V/m; Power Drift = -0.0087 dB
Peak SAR (extrapolated) = 3.1750
SAR(1 g) = 0.825 mW/g; SAR(10 g) = 0.274 mW/g
Maximum value of SAR (measured) = 1.587 mW/g

This report shall NOT be reproduced except in full without the written consent of RIM Testing Services
Copyright 2005-2012, RIM Testing Services, a division of Research In Motion Limited



0 dB = 1.590mW/g = 4.03 dB mW/g

This report shall NOT be reproduced except in full without the written consent of RIM Testing Services
Copyright 2005-2012, RIM Testing Services, a division of Research In Motion Limited

Date/Time: 8/15/2012 12:29:49 PM

Test Laboratory: RIM Testing Services

LeftHandSide_Tilt_802.11a_upper_band_II_chan_157_amb_temp_24.2 C_liq_temp_22.3C

DUT: BlackBerry Smartphone; Type: Sample; Serial: 2A4A5839

Communication System: 802.11a ; Frequency: 5785 MHz
Medium parameters used: f = 5785 MHz; σ = 5.482 mho/m; ε_r = 34.158; ρ = 1000 kg/m^3
Phantom section: Left Section
Measurement Standard: DASY5 (IEEE/IEC/ANSI C63.19-2007)

DASY Configuration:

- Probe: EX3DV4 - SN3592; ConvF(4.17, 4.17, 4.17); Calibrated: 11/16/2011
- Sensor-Surface: 2mm (Mechanical Surface Detection), z = 1.0, 21.0
- Electronics: DAE3 Sn473; Calibrated: 1/13/2012
- Phantom: SAM 1; Type: SAM 4.0; Serial: 1076
- DASY52 52.8.0(692); SEMCAD X 14.6.4(4989)

Configuration/Touch position 2 -/Area Scan (91x151x1): Measurement grid: dx=10mm, dy=10mm
Maximum value of SAR (interpolated) = 1.735 mW/g

Configuration/Touch position 2 -/Zoom Scan (7x7x9) (9x9x9)/Cube 0:
Measurement grid: dx=4mm, dy=4mm, dz=2.5mm
Reference Value = 10.630 V/m; Power Drift = -0.07 dB
Peak SAR (extrapolated) = 3.7740
SAR(1 g) = 0.950 mW/g; SAR(10 g) = 0.305 mW/g
Maximum value of SAR (measured) = 1.881 mW/g

This report shall NOT be reproduced except in full without the written consent of RIM Testing Services
Copyright 2005-2012, RIM Testing Services, a division of Research In Motion Limited

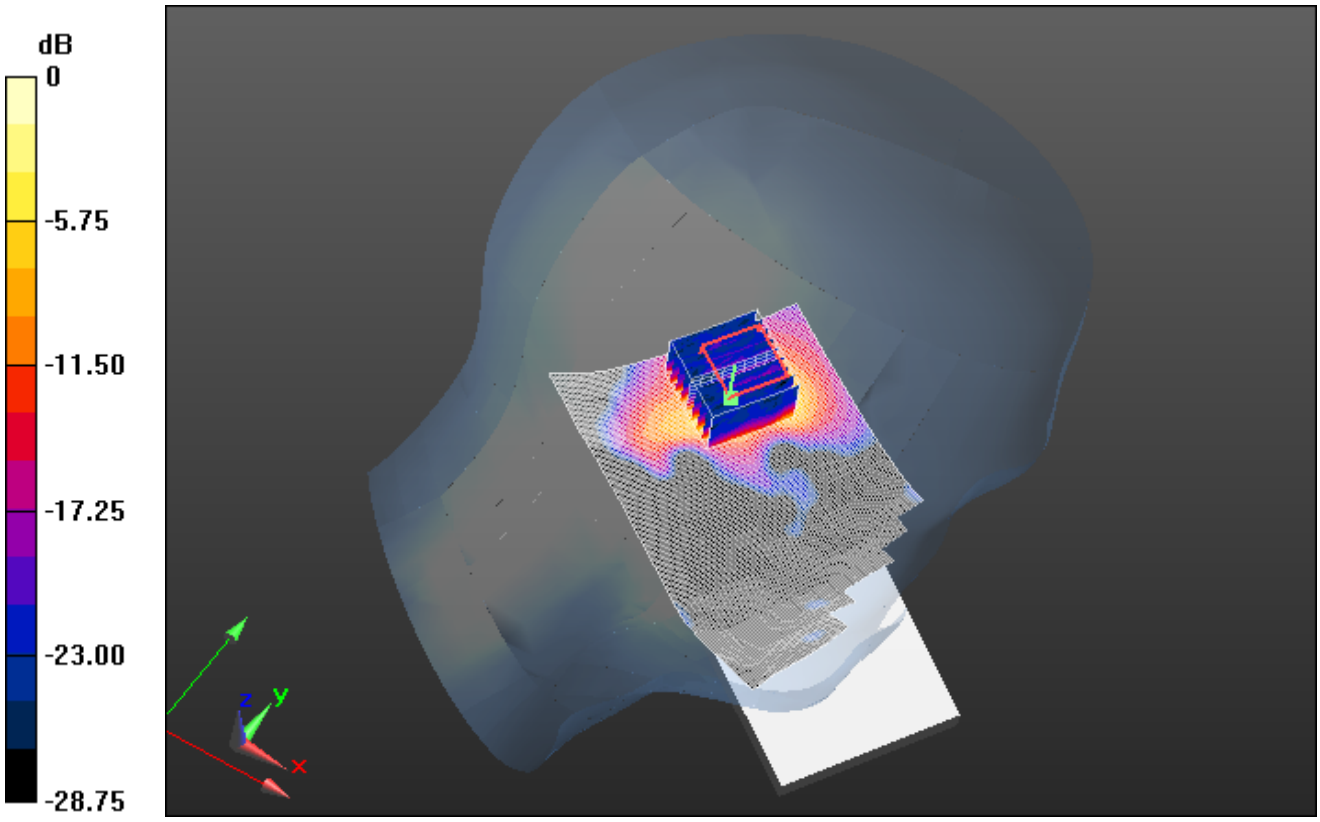

0 dB = 1.880mW/g = 5.48 dB mW/g

This report shall NOT be reproduced except in full without the written consent of RIM Testing Services
Copyright 2005-2012, RIM Testing Services, a division of Research In Motion Limited

Date/Time: 8/15/2012 2:01:07 PM

Test Laboratory: RIM Testing Services

LeftHandSide_Tilt_802.11a_upper_band_II_chan_165_amb_temp_23.6 C_liq_temp_22.5C

DUT: BlackBerry Smartphone; Type: Sample; Serial: 2A4A5839

Communication System: 802.11a ; Frequency: 5825 MHz
Medium parameters used: f = 5825 MHz; σ = 5.539 mho/m; ε_r = 34.097; ρ = 1000 kg/m^3
Phantom section: Left Section
Measurement Standard: DASY5 (IEEE/IEC/ANSI C63.19-2007)

DASY Configuration:

- Probe: EX3DV4 - SN3592; ConvF(4.17, 4.17, 4.17); Calibrated: 11/16/2011
- Sensor-Surface: 2mm (Mechanical Surface Detection), z = 1.0, 21.0
- Electronics: DAE3 Sn473; Calibrated: 1/13/2012
- Phantom: SAM 1; Type: SAM 4.0; Serial: 1076
- DASY52 52.8.0(692); SEMCAD X 14.6.4(4989)

Configuration/Touch position 2 -/Area Scan (91x151x1): Measurement grid: dx=10mm, dy=10mm
Maximum value of SAR (interpolated) = 1.757 mW/g

Configuration/Touch position 2 -/Zoom Scan (7x7x9) (8x8x9)/Cube 0:
Measurement grid: dx=4mm, dy=4mm, dz=2.5mm
Reference Value = 10.483 V/m; Power Drift = -0.09 dB
Peak SAR (extrapolated) = 3.9710
SAR(1 g) = 0.967 mW/g; SAR(10 g) = 0.313 mW/g
Maximum value of SAR (measured) = 1.897 mW/g

This report shall NOT be reproduced except in full without the written consent of RIM Testing Services
Copyright 2005-2012, RIM Testing Services, a division of Research In Motion Limited

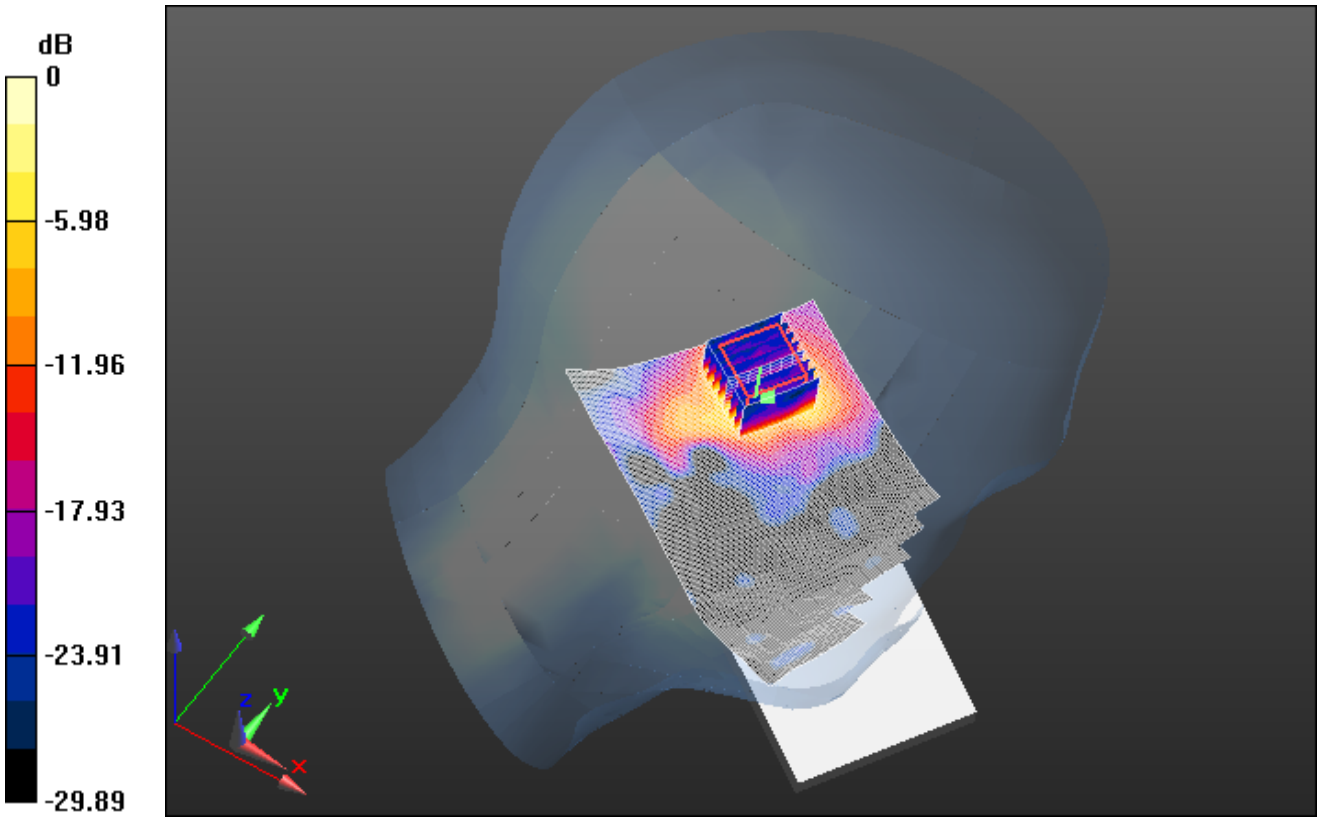

0 dB = 1.900mW/g = 5.58 dB mW/g

This report shall NOT be reproduced except in full without the written consent of RIM Testing Services
Copyright 2005-2012, RIM Testing Services, a division of Research In Motion Limited

Z axis plot for the worst case head configuration

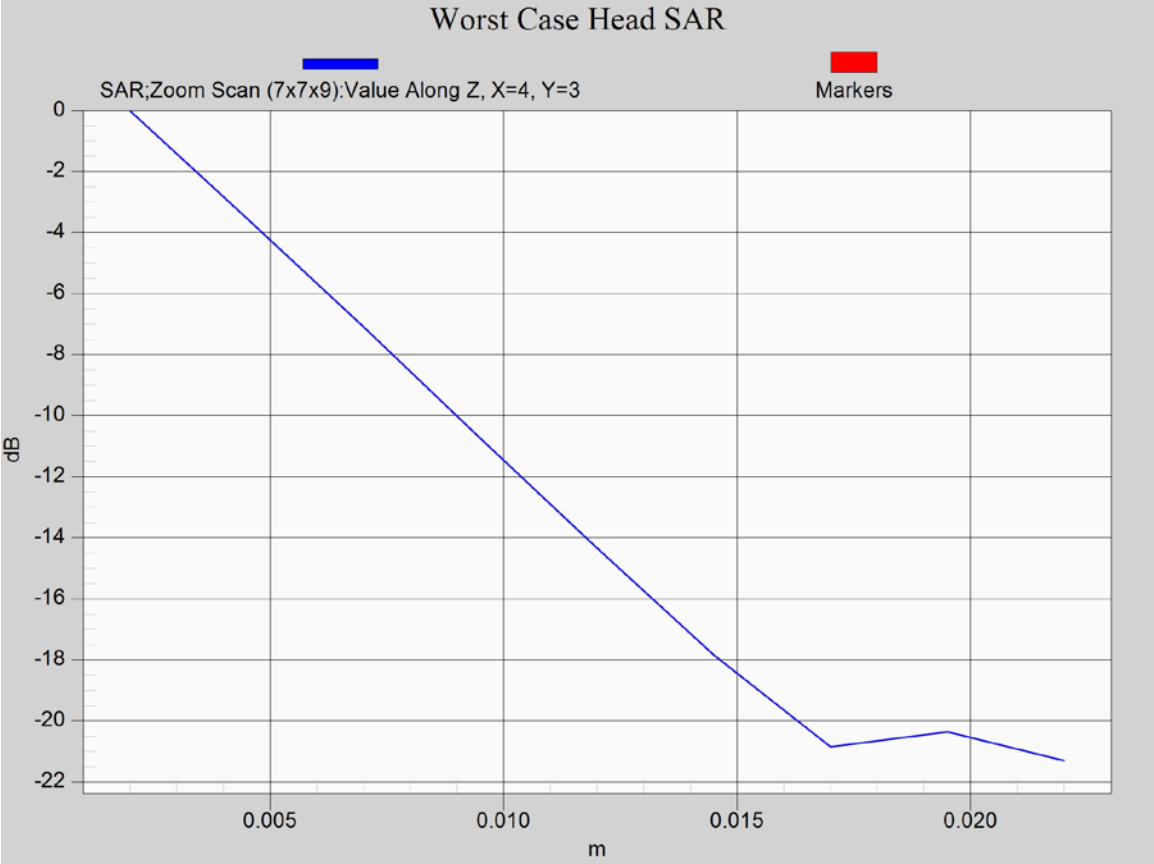

This report shall NOT be reproduced except in full without the written consent of RIM Testing Services
Copyright 2005-2012, RIM Testing Services, a division of Research In Motion Limited