APPENDIX C2: SAR DISTRIBUTION PLOTS FOR HOT SPOT CONFIGURATION

This report shall NOT be reproduced except in full without the written consent of RIM Testing Services
Copyright 2005-2013, RIM Testing Services, a division of Research In Motion Limited

GPRS 850

This report shall NOT be reproduced except in full without the written consent of RIM Testing Services
Copyright 2005-2013, RIM Testing Services, a division of Research In Motion Limited

Date: 2/4/2013

Test Lab: RIM Testing Services
DUT Name: BlackBerry Smartphone, Type: Sample, Serial: 2AB01FAD

Configuration: MHS_10mm_Body_SAR_Configuration

Communication System: EDGE 850 (2slots); Communication System Band: EDGE 850; Frequency: 836.8 MHz
Medium Parameters used: f=836.8 MHz; σ = 0.984 S/m; ε_r = 53.016; ρ = 1.000 g/cm^3
Phantom section: Flat Section

DASY Configuration:

- Probe: ET3DV6 - SN1644; ConvF: (6.06,6.06,6.06); Calibrated: 11/13/2012;
- Sensor-Surface: 4 mm (Mechanical Surface Detection)
- Electronics: DAE3 Sn472; Calibrated: 3/7/2012
- Phantom: SAM 2; Type: SAM 4.0; Serial: 1080
- DASY52 52.8.4(1052); SEMCAD X Version 14.6.8 (7028)

MHS_10mm_Body_SAR_Configuration/MHS_10mm_Spacer_Device_Back_EDGE 850_Mid_chan_Amb_Temp_23.2C_Liq_Temp_21.3C/Area Scan (61x101x1):
Interpolated grid: dx=1.500 mm, dy=1.500 mm
Reference Value = 19.897 V/m; **Power Drift = 0.078 dB**

MHS_10mm_Body_SAR_Configuration/MHS_10mm_Spacer_Device_Back_EDGE850_Mid_chan_Amb_Temp_23.2C_Liq_Temp_21.3C/Zoom Scan (5x5x7) (26x26x36)/Cube 0: Interpolated grid: dx=1.500 mm, dy=1.500 mm, dz=1.000 mm

Reference Value = 19.897 V/m; **Power Drift = 0.078 dB**

Averaged SAR: SAR(1g) = 0.433 W/kg; SAR(10g) = 0.318 W/kg
Maximum value of SAR (interpolated) = 0.611 W/kg

This report shall NOT be reproduced except in full without the written consent of RIM Testing Services
Copyright 2005-2013, RIM Testing Services, a division of Research In Motion Limited



0 dB = 0.457 W/kg = -3.40 dBW/kg

This report shall NOT be reproduced except in full without the written consent of RIM Testing Services
Copyright 2005-2013, RIM Testing Services, a division of Research In Motion Limited

MHS_10mm_Body_SAR_Configuration/MHS_10mm_Spacer_Device_Front_EDGE 850_Mid_chan_Amb_Temp_23.2C_Liq_Temp_21.4C/Area Scan (61x91x1):
Interpolated grid: dx=1.500 mm, dy=1.500 mm
Reference Value = 18.803 V/m; **Power Drift = 0.194 dB**

Fast SAR: SAR(1g) = 0.322 W/kg; SAR(10g) = 0.226 W/kg
Maximum value of SAR (interpolated) = 0.341 W/kg

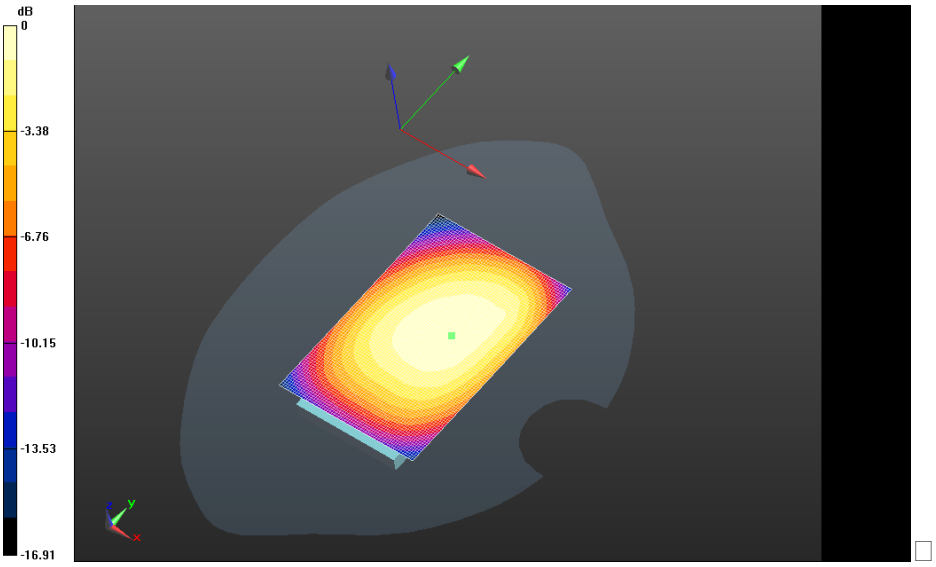

0 dB = 0.457 W/kg = -3.40 dBW/kg

This report shall NOT be reproduced except in full without the written consent of RIM Testing Services
Copyright 2005-2013, RIM Testing Services, a division of Research In Motion Limited

MHS_10mm_Body_SAR_Configuration/MHS_10mm_Spacer_Device_Left_EDGE850_Mid_chan_Amb_Temp_23.2C_Liq_Temp_21.4C/Area Scan (31x101x1):
Interpolated grid: dx=1.500 mm, dy=1.500 mm
Reference Value = 20.578 V/m; **Power Drift = 0.029 dB**

Fast SAR: SAR(1g) = 0.363 W/kg; SAR(10g) = 0.251 W/kg
Maximum value of SAR (interpolated) = 0.386 W/kg

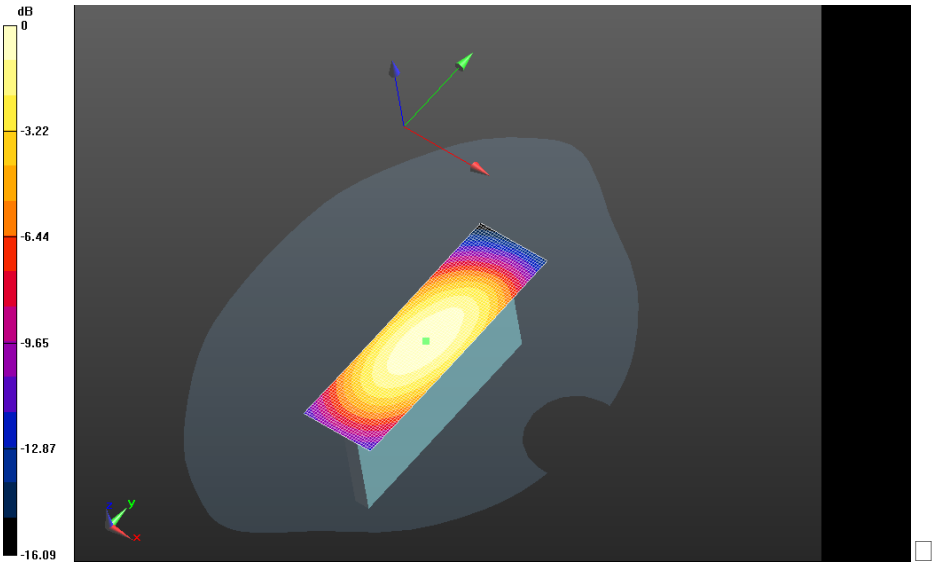

0 dB = 0.341 W/kg = -4.67 dBW/kg

This report shall NOT be reproduced except in full without the written consent of RIM Testing Services
Copyright 2005-2013, RIM Testing Services, a division of Research In Motion Limited

MHS_10mm_Body_SAR_Configuration/MHS_10mm_Spacer_Device_Right_EDGE 850_Mid_chan_Amb_Temp_23.2C_Liq_Temp_21.4C/Area Scan (31x101x1):
Interpolated grid: dx=1.500 mm, dy=1.500 mm
Reference Value = 15.631 V/m; **Power Drift = -0.052 dB**

Fast SAR: SAR(1g) = 0.214 W/kg; SAR(10g) = 0.147 W/kg
Maximum value of SAR (interpolated) = 0.228 W/kg

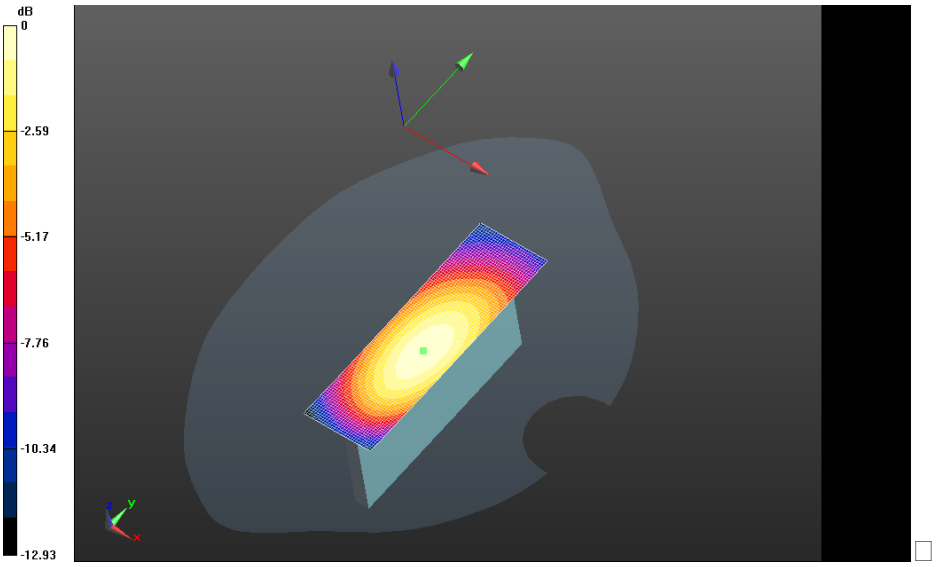

0 dB = 0.386 W/kg = -4.13 dBW/kg

This report shall NOT be reproduced except in full without the written consent of RIM Testing Services
Copyright 2005-2013, RIM Testing Services, a division of Research In Motion Limited

MHS_10mm_Body_SAR_Configuration/MHS_10mm_Spacer_Device_Bottom_EDGE850_Mid_chan_Amb_Temp_23.1C_Liq_Temp_21.4C/Area Scan (61x61x1):
Interpolated grid: dx=1.500 mm, dy=1.500 mm
Reference Value = 7.935 V/m; **Power Drift = -0.074 dB**

Fast SAR: SAR(1g) = 0.0633 W/kg; SAR(10g) = 0.0390 W/kg
Maximum value of SAR (interpolated) = 0.0725 W/kg

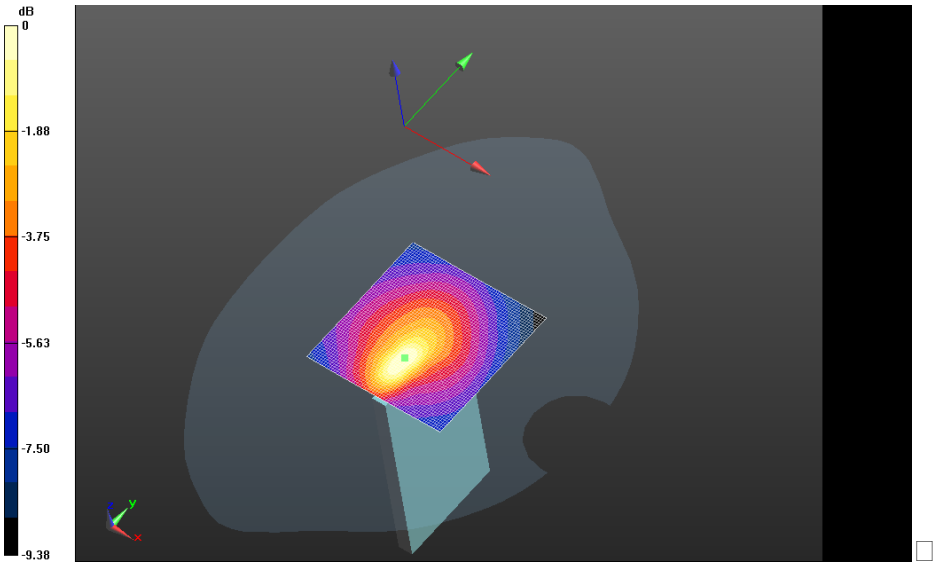

0 dB = 0.228 W/kg = -6.42 dBW/kg

This report shall NOT be reproduced except in full without the written consent of RIM Testing Services
Copyright 2005-2013, RIM Testing Services, a division of Research In Motion Limited

MHS_10mm_Body_SAR_Configuration/MHS_10mm_Spacer_Device_Back+HS_EDGE850_Mid_chan_Amb_Temp_23.2C_Liq_Temp_21.3C/Area Scan (61x61x1):
Interpolated grid: dx=1.500 mm, dy=1.500 mm
Reference Value = 17.680 V/m; **Power Drift = -0.052 dB**

Fast SAR: SAR(1g) = 0.391 W/kg; SAR(10g) = 0.268 W/kg
Maximum value of SAR (interpolated) = 0.412 W/kg

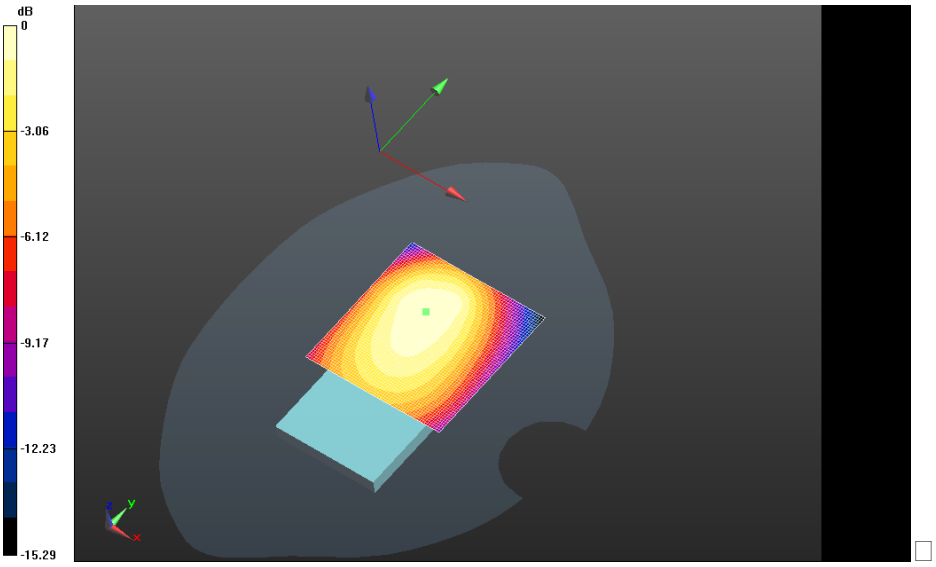

0 dB = 0.452 W/kg = -3.45 dBW/kg

This report shall NOT be reproduced except in full without the written consent of RIM Testing Services
Copyright 2005-2013, RIM Testing Services, a division of Research In Motion Limited

MHS_10mm_Body_SAR_Configuration/MHS_10mm_Spacer_Device_Back_2100mA_EDGE850_Mid_chan_Amb_Temp_23.1C_Liq_Temp_21.3C/Area Scan (61x61x1): Interpolated grid: dx=1.500 mm, dy=1.500 mm
Reference Value = 20.308 V/m; **Power Drift = -0.020 dB**

Fast SAR: SAR(1g) = 0.432 W/kg; SAR(10g) = 0.299 W/kg
Maximum value of SAR (interpolated) = 0.452 W/kg

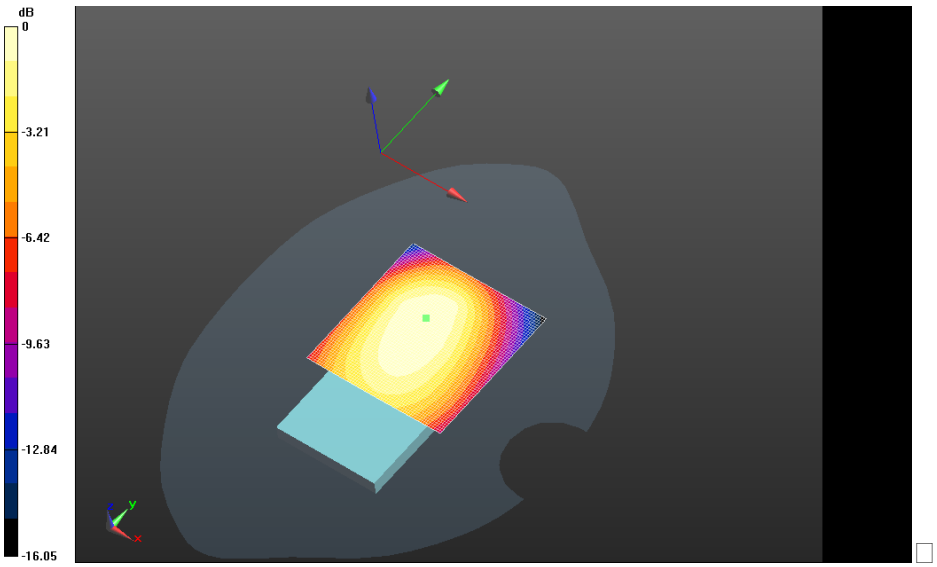

0 dB = 0.0725 W/kg = -11.40 dBW/kg

This report shall NOT be reproduced except in full without the written consent of RIM Testing Services
Copyright 2005-2013, RIM Testing Services, a division of Research In Motion Limited

MHS_10mm_Body_SAR_Configuration/MHS_10mm_Spacer_Device_Back_3-Slot_EDGE850_Mid_chan_Amb_Temp_23.2C_Liq_Temp_21.3C/Area Scan (61x101x1): Interpolated grid: dx=1.500 mm, dy=1.500 mm
Reference Value = 19.923 V/m; **Power Drift = -0.185 dB**

MHS_10mm_Body_SAR_Configuration/MHS_10mm_Spacer_Device_Back_3-Slot_EDGE850_Mid_chan_Amb_Temp_23.2C_Liq_Temp_21.3C/Zoom Scan (5x5x7) (26x26x36)/Cube 0: Interpolated grid: dx=1.500 mm, dy=1.500 mm, dz=1.000 mm

Reference Value = 19.923 V/m; **Power Drift = -0.185 dB**

Averaged SAR: SAR(1g) = 0.411 W/kg; SAR(10g) = 0.302 W/kg
Maximum value of SAR (interpolated) = 0.570 W/kg



0 dB = 0.412 W/kg = -3.85 dBW/kg

This report shall NOT be reproduced except in full without the written consent of RIM Testing Services
Copyright 2005-2013, RIM Testing Services, a division of Research In Motion Limited

MHS_10mm_Body_SAR_Configuration/MHS_10mm_Spacer_Device_Back_4-Slot_EDGE850_Mid_chan_Amb_Temp_23.2C_Liq_Temp_21.3C/Area Scan (61x61x1): Interpolated grid: dx=1.500 mm, dy=1.500 mm
Reference Value = 19.605 V/m; **Power Drift = 0.048 dB**

Fast SAR: SAR(1g) = 0.412 W/kg; SAR(10g) = 0.285 W/kg
Maximum value of SAR (interpolated) = 0.433 W/kg

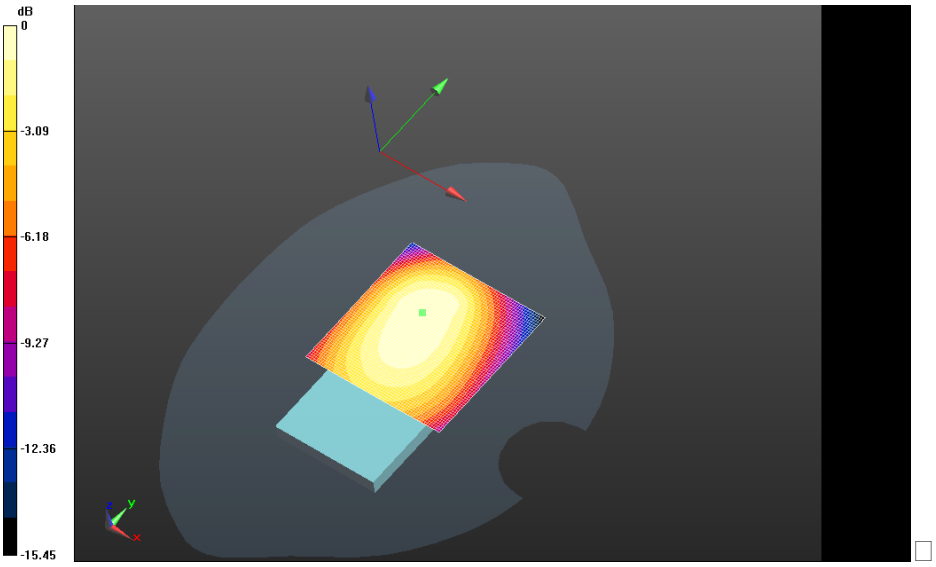

0 dB = 0.436 W/kg = -3.61 dBW/kg

This report shall NOT be reproduced except in full without the written consent of RIM Testing Services
Copyright 2005-2013, RIM Testing Services, a division of Research In Motion Limited

UMTS Band V

This report shall NOT be reproduced except in full without the written consent of RIM Testing Services
Copyright 2005-2013, RIM Testing Services, a division of Research In Motion Limited

Date: 2/5/2013

Test Lab: RIM Testing Services
DUT Name: BlackBerry Smartphone, Type: Sample, Serial: 2AB01FAD

Configuration: MHS_10mm_Body_SAR_Configuration_UMTS_Band_V

Communication System: WCDMA FDD V; Communication System Band: UMTS band V; Frequency: 836.4 MHz
Medium Parameters used: f=836.4 MHz; σ = 0.983 S/m; ε_r = 53.022; ρ = 1.000 g/cm^3
Phantom section: Flat Section

DASY Configuration:

- Probe: ET3DV6 - SN1644; ConvF: (6.06,6.06,6.06); Calibrated: 11/13/2012;
- Sensor-Surface: 4 mm (Mechanical Surface Detection)
- Electronics: DAE3 Sn472; Calibrated: 3/7/2012
- Phantom: SAM 2; Type: SAM 4.0; Serial: 1080
- DASY52 52.8.4(1052); SEMCAD X Version 14.6.8 (7028)

MHS_10mm_Body_SAR_Configuration_UMTS_Band_V/MHS_10mm_Spacer_Device_Back_UMTS_Band_V_Mid_chan_Amb_Temp_23.2C_Liq_Temp_21.3C/Area Scan (61x101x1): Interpolated grid: dx=1.500 mm, dy=1.500 mm
Reference Value = 19.625 V/m; **Power Drift = -0.00193 dB**

MHS_10mm_Body_SAR_Configuration_UMTS_Band_V/MHS_10mm_Spacer_Device_Back_UMTS_Band_V_Mid_chan_Amb_Temp_23.2C_Liq_Temp_21.3C/Zoom Scan (5x5x7) (26x31x36)/Cube 0: Interpolated grid: dx=1.500 mm, dy=1.500 mm, dz=1.000 mm

Reference Value = 19.625 V/m; **Power Drift = -0.00193 dB**

Averaged SAR: SAR(1g) = 0.380 W/kg; SAR(10g) = 0.283 W/kg
Maximum value of SAR (interpolated) = 0.538 W/kg

This report shall NOT be reproduced except in full without the written consent of RIM Testing Services
Copyright 2005-2013, RIM Testing Services, a division of Research In Motion Limited

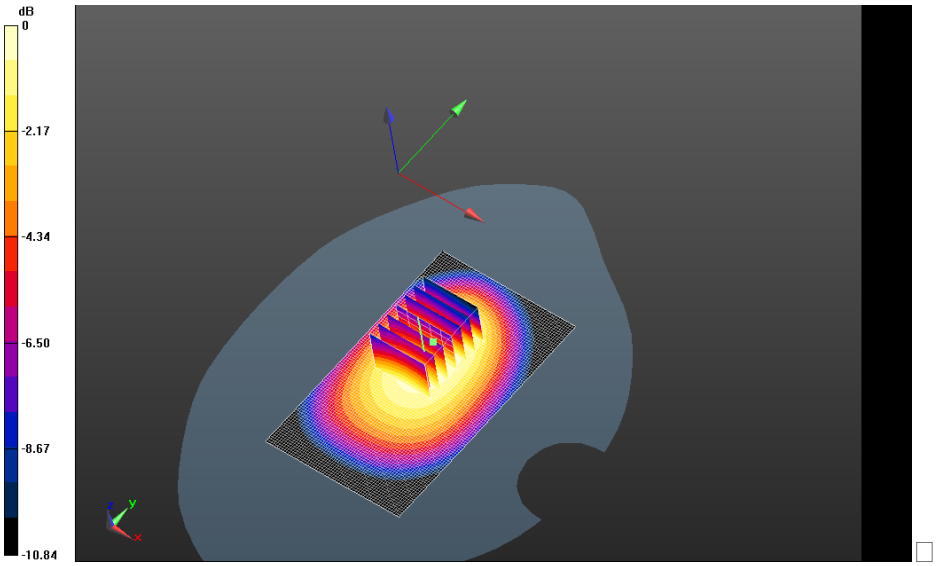

0 dB = 0.400 W/kg = -3.98 dBW/kg

This report shall NOT be reproduced except in full without the written consent of RIM Testing Services
Copyright 2005-2013, RIM Testing Services, a division of Research In Motion Limited

MHS_10mm_Body_SAR_Configuration_UMTS_Band_V/MHS_10mm_Spacer_Device_Front_UMTS_Band_V_Mid_chan_Amb_Temp_23.2C_Liq_Temp_21.4C/Area Scan (61x101x1): Interpolated grid: dx=1.500 mm, dy=1.500 mm
Reference Value = 18.921 V/m; **Power Drift = -0.029 dB**

Fast SAR: SAR(1g) = 0.343 W/kg; SAR(10g) = 0.241 W/kg
Maximum value of SAR (interpolated) = 0.364 W/kg

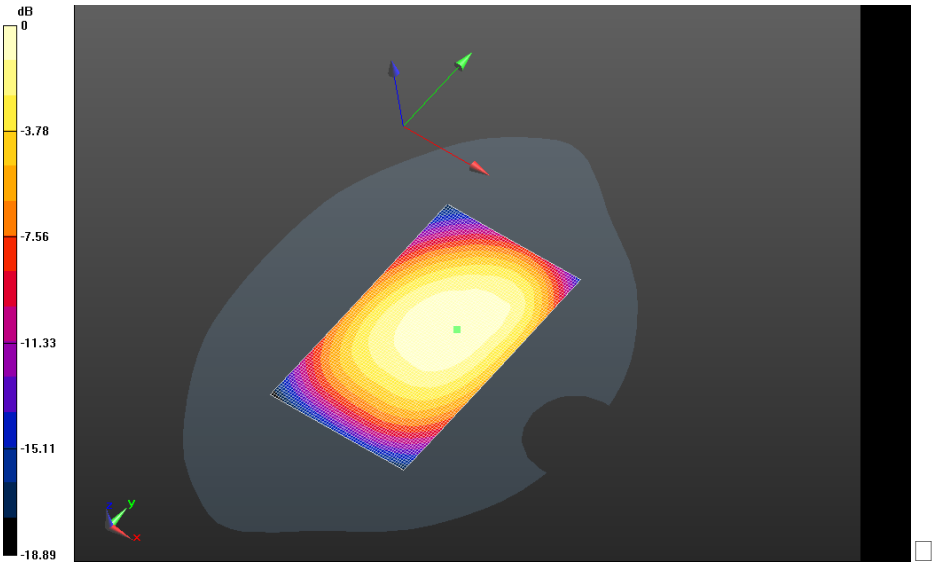

0 dB = 0.400 W/kg = -3.98 dBW/kg

This report shall NOT be reproduced except in full without the written consent of RIM Testing Services
Copyright 2005-2013, RIM Testing Services, a division of Research In Motion Limited

MHS_10mm_Body_SAR_Configuration_UMTS_Band_V/MHS_10mm_Spacer_Device_Left_UMTS_Band_V_Mid_chan_Amb_Temp_23.2C_Liq_Temp_21.4C/Area Scan (31x101x1): Interpolated grid: dx=1.500 mm, dy=1.500 mm
Reference Value = 19.802 V/m; **Power Drift = 0.046 dB**

Fast SAR: SAR(1g) = 0.341 W/kg; SAR(10g) = 0.237 W/kg
Maximum value of SAR (interpolated) = 0.363 W/kg

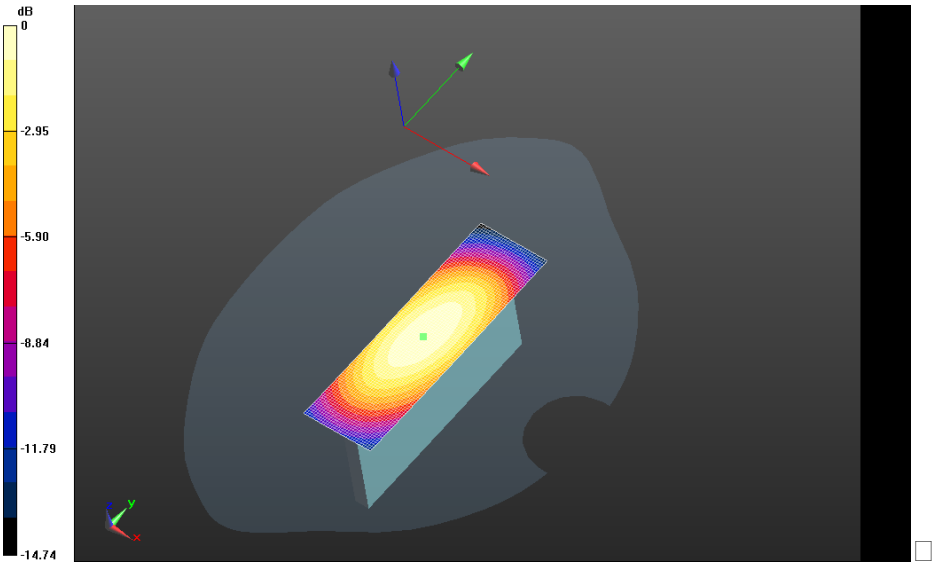

0 dB = 0.364 W/kg = -4.39 dBW/kg

This report shall NOT be reproduced except in full without the written consent of RIM Testing Services
Copyright 2005-2013, RIM Testing Services, a division of Research In Motion Limited

MHS_10mm_Body_SAR_Configuration_UMTS_Band_V/MHS_10mm_Spacer_Device_Right_UMTS_Band_V_Mid_chan_Amb_Temp_23.2C_Liq_Temp_21.4C/Area Scan (31x101x1): Interpolated grid: dx=1.500 mm, dy=1.500 mm
Reference Value = 15.509 V/m; **Power Drift = 0.040 dB**

Fast SAR: SAR(1g) = 0.203 W/kg; SAR(10g) = 0.140 W/kg
Maximum value of SAR (interpolated) = 0.216 W/kg

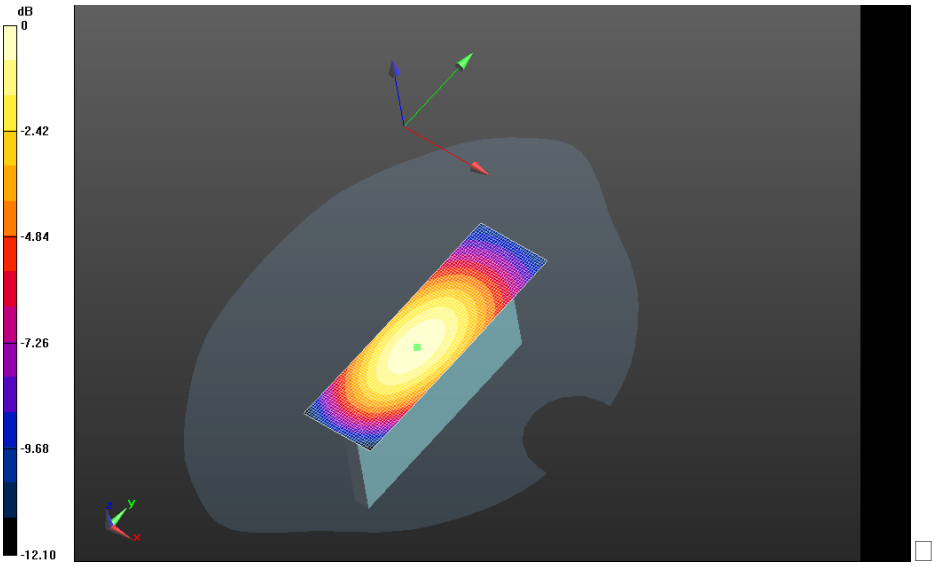

0 dB = 0.363 W/kg = -4.40 dBW/kg

This report shall NOT be reproduced except in full without the written consent of RIM Testing Services
Copyright 2005-2013, RIM Testing Services, a division of Research In Motion Limited

MHS_10mm_Body_SAR_Configuration_UMTS_Band_V/MHS_10mm_Spacer_Device_Bottom_UMTS_Band_V_Mid_chan_Amb_Temp_23.1C_Liq_Temp_21.4C/Area Scan (61x61x1): Interpolated grid: dx=1.500 mm, dy=1.500 mm
Reference Value = 8.692 V/m; **Power Drift = -0.086 dB**

Fast SAR: SAR(1g) = 0.0736 W/kg; SAR(10g) = 0.0461 W/kg
Maximum value of SAR (interpolated) = 0.0821 W/kg

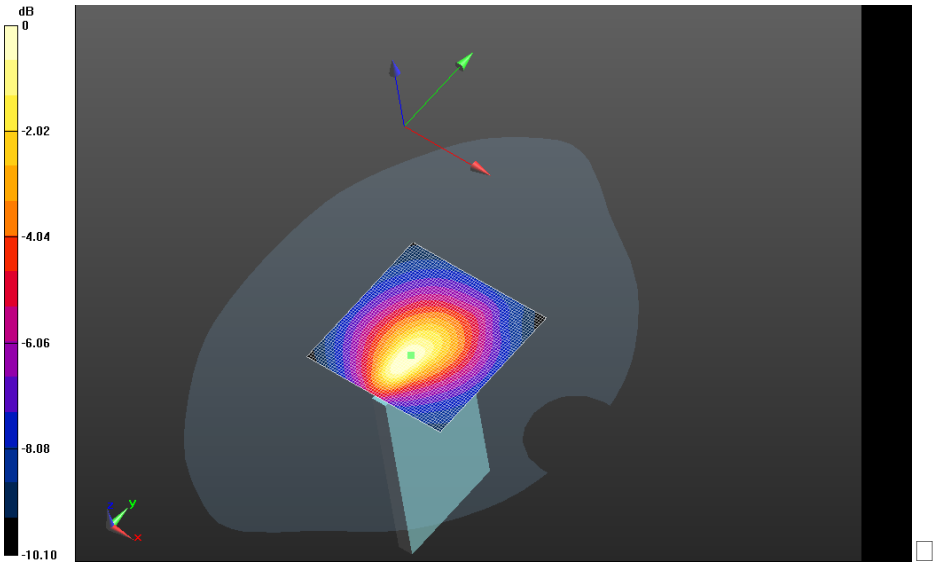

0 dB = 0.216 W/kg = -6.66 dBW/kg

This report shall NOT be reproduced except in full without the written consent of RIM Testing Services
Copyright 2005-2013, RIM Testing Services, a division of Research In Motion Limited

MHS_10mm_Body_SAR_Configuration_UMTS_Band_V/MHS_10mm_Spacer_Device_Back+HS_UMTS_Band_V_Mid_chan_Amb_Temp_23.3C_Liq_Temp_21.3C/Area Scan (61x51x1): Interpolated grid: dx=1.500 mm, dy=1.500 mm
Reference Value = 16.915 V/m; **Power Drift = -0.055 dB**

Fast SAR: SAR(1g) = 0.361 W/kg; SAR(10g) = 0.245 W/kg
Maximum value of SAR (interpolated) = 0.382 W/kg

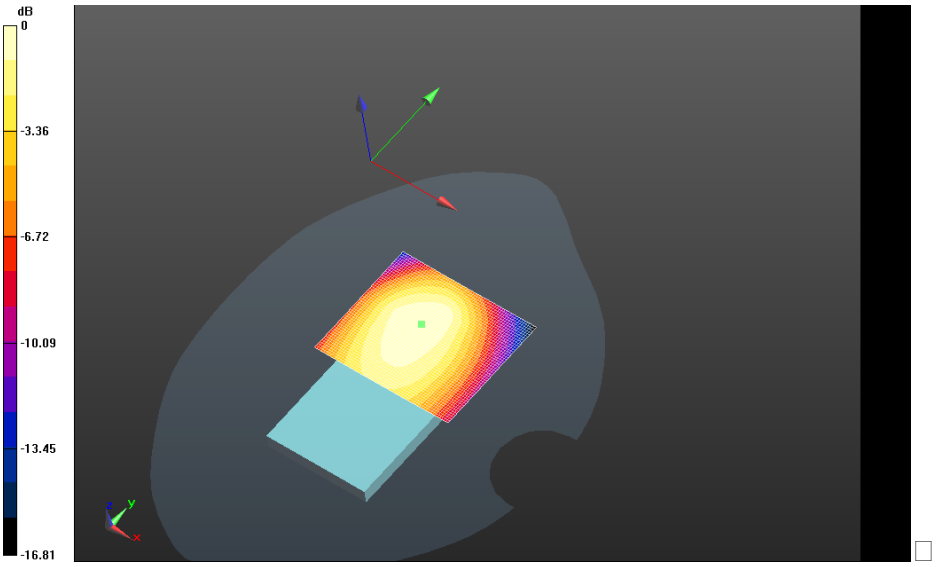

0 dB = 0.0821 W/kg = -10.86 dBW/kg

This report shall NOT be reproduced except in full without the written consent of RIM Testing Services
Copyright 2005-2013, RIM Testing Services, a division of Research In Motion Limited

MHS_10mm_Body_SAR_Configuration_UMTS_Band_V/MHS_10mm_Spacer_Device_Back_2100mA_UMTS_Band_V_Mid_chan_Amb_Temp_23.1C_Liq_Temp_21.3C/Area Scan (61x61x1): Interpolated grid: dx=1.500 mm, dy=1.500 mm
Reference Value = 18.844 V/m; **Power Drift = 0.042 dB**

Fast SAR: SAR(1g) = 0.384 W/kg; SAR(10g) = 0.269 W/kg
Maximum value of SAR (interpolated) = 0.401 W/kg

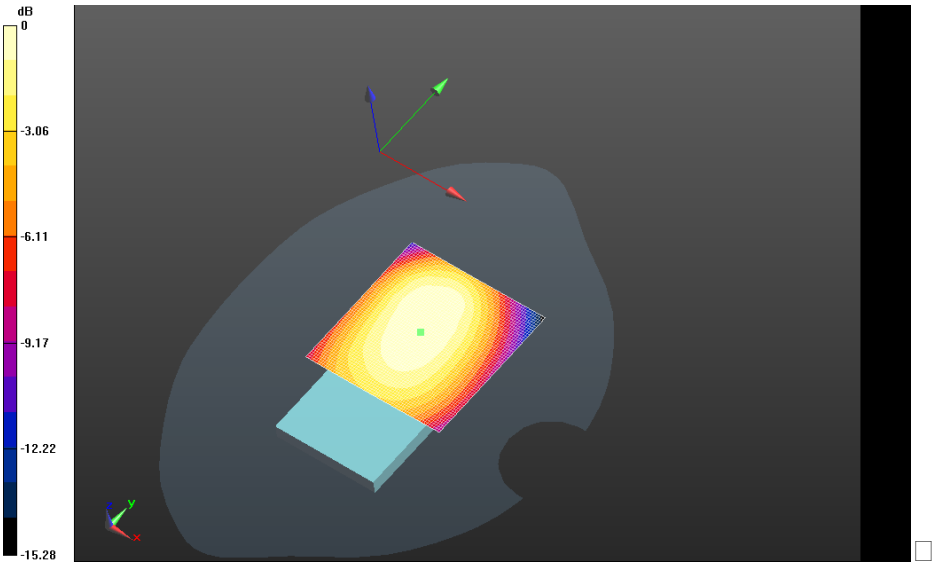

0 dB = 0.382 W/kg = -4.18 dBW/kg

This report shall NOT be reproduced except in full without the written consent of RIM Testing Services
Copyright 2005-2013, RIM Testing Services, a division of Research In Motion Limited

GPRS 1900

This report shall NOT be reproduced except in full without the written consent of RIM Testing Services
Copyright 2005-2013, RIM Testing Services, a division of Research In Motion Limited

Date/Time: 11/27/2012 2:03:58 PM

Test Laboratory: RIM Testing Services

MHS_10mm_Spacer_Back_GPRS1900_low_chan_amb_temp_24.0_liq_temp_22.5C

DUT: BlackBerry Smartphone; Type: Sample ; Serial: 25CF0BA5

Communication System: GPRS 1900; Frequency: 1850.2 MHz
Medium parameters used (interpolated): f = 1850.2 MHz; σ = 1.475 mho/m; ε_r = 50.869; ρ = 1000 kg/m^3
Phantom section: Flat Section
Measurement Standard: DASY5 (IEEE/IEC/ANSI C63.19-2007)

DASY Configuration:

- Probe: ES3DV3 - SN3225; ConvF(4.92, 4.92, 4.92); Calibrated: 1/11/2012
- Sensor-Surface: 3mm (Mechanical Surface Detection), z = 2.0, 32.0
- Electronics: DAE3 Sn473; Calibrated: 1/13/2012
- Phantom: SAM 2; Type: SAM 4.0; Serial: 1080
- DASY52 52.8.0(692); SEMCAD X 14.6.4(4989)

Configuration/Touch position -/Area Scan (61x111x1): Measurement grid: dx=15mm, dy=15mm

Info: Interpolated medium parameters used for SAR evaluation.
Maximum value of SAR (interpolated) = 1.150 mW/g

Configuration/Touch position -/Zoom Scan (5x5x7) (6x6x7)/Cube 0:
Measurement grid: dx=7.5mm, dy=7.5mm, dz=5mm
Reference Value = 10.941 V/m; Power Drift = -0.0075 dB
Peak SAR (extrapolated) = 1.5530
SAR(1 g) = 0.913 mW/g; SAR(10 g) = 0.526 mW/g

Info: Interpolated medium parameters used for SAR evaluation.
Maximum value of SAR (measured) = 1.078 mW/g

This report shall NOT be reproduced except in full without the written consent of RIM Testing Services
Copyright 2005-2013, RIM Testing Services, a division of Research In Motion Limited

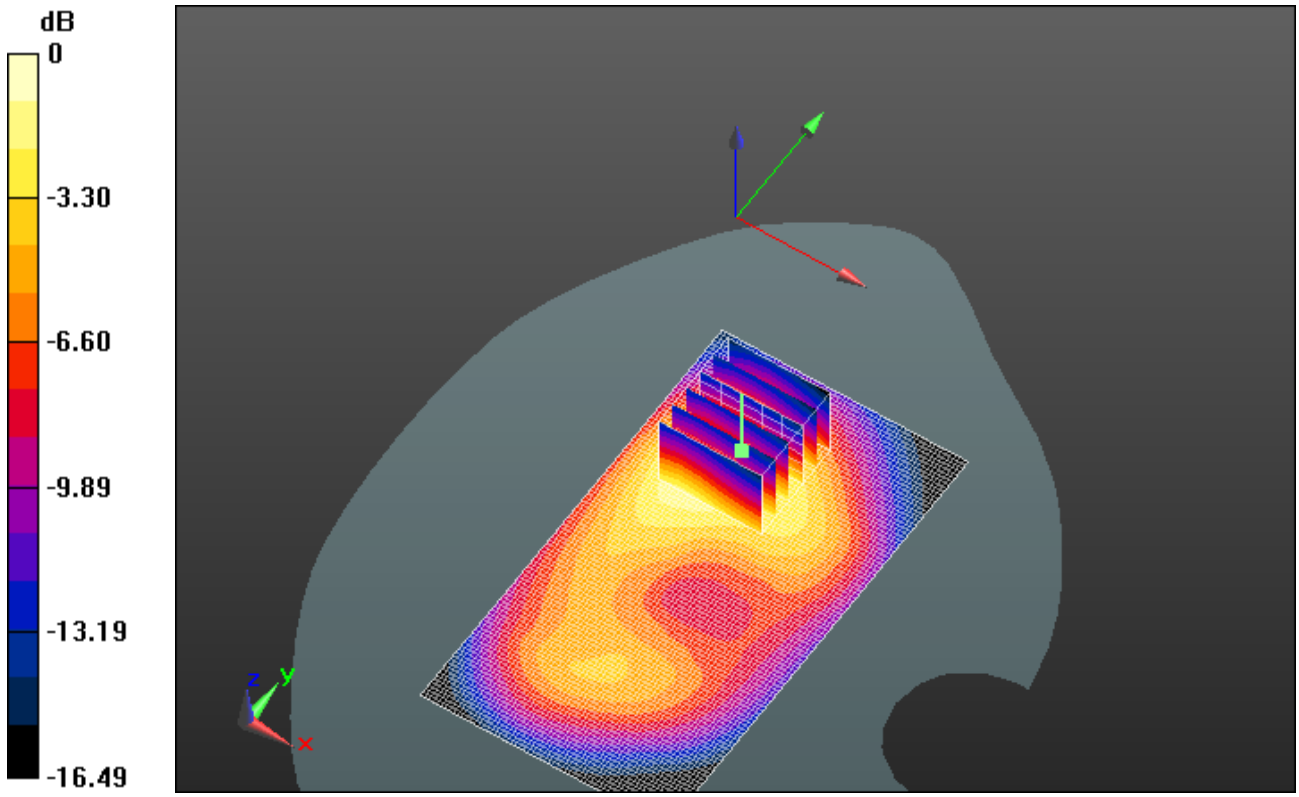

0 dB = 1.080mW/g = 0.67 dB mW/g

This report shall NOT be reproduced except in full without the written consent of RIM Testing Services
Copyright 2005-2013, RIM Testing Services, a division of Research In Motion Limited

Date/Time: 11/27/2012 9:44:34 PM

Test Laboratory: RIM Testing Services

MHS_10mm_Spacer_Back_GPRS1900_low_2nd Scan_chan_amb_temp_24.6_liq_temp_21.3C

DUT: BlackBerry Smartphone; Type: Sample ; Serial: 25CF0BA5

Communication System: GPRS 1900; Frequency: 1850.2 MHz
Medium parameters used (interpolated): f = 1850.2 MHz; σ = 1.475 mho/m; ε_r = 50.869; ρ = 1000 kg/m^3
Phantom section: Flat Section
Measurement Standard: DASY5 (IEEE/IEC/ANSI C63.19-2007)

DASY Configuration:

- Probe: ES3DV3 - SN3225; ConvF(4.92, 4.92, 4.92); Calibrated: 1/11/2012
- Sensor-Surface: 3mm (Mechanical Surface Detection), z = 2.0, 32.0
- Electronics: DAE3 Sn473; Calibrated: 1/13/2012
- Phantom: SAM 2; Type: SAM 4.0; Serial: 1080
- DASY52 52.8.0(692); SEMCAD X 14.6.4(4989)

Configuration/Touch position -/Area Scan (61x111x1): Measurement grid: dx=15mm, dy=15mm

Info: Interpolated medium parameters used for SAR evaluation.
Maximum value of SAR (interpolated) = 1.144 mW/g

Configuration/Touch position -/Zoom Scan (5x5x7) (6x6x7)/Cube 0:
Measurement grid: dx=7.5mm, dy=7.5mm, dz=5mm
Reference Value = 10.937 V/m; Power Drift = -0.11 dB
Peak SAR (extrapolated) = 1.5930
SAR(1 g) = 0.921 mW/g; SAR(10 g) = 0.529 mW/g

Info: Interpolated medium parameters used for SAR evaluation.
Maximum value of SAR (measured) = 1.125 mW/g

This report shall NOT be reproduced except in full without the written consent of RIM Testing Services
Copyright 2005-2013, RIM Testing Services, a division of Research In Motion Limited

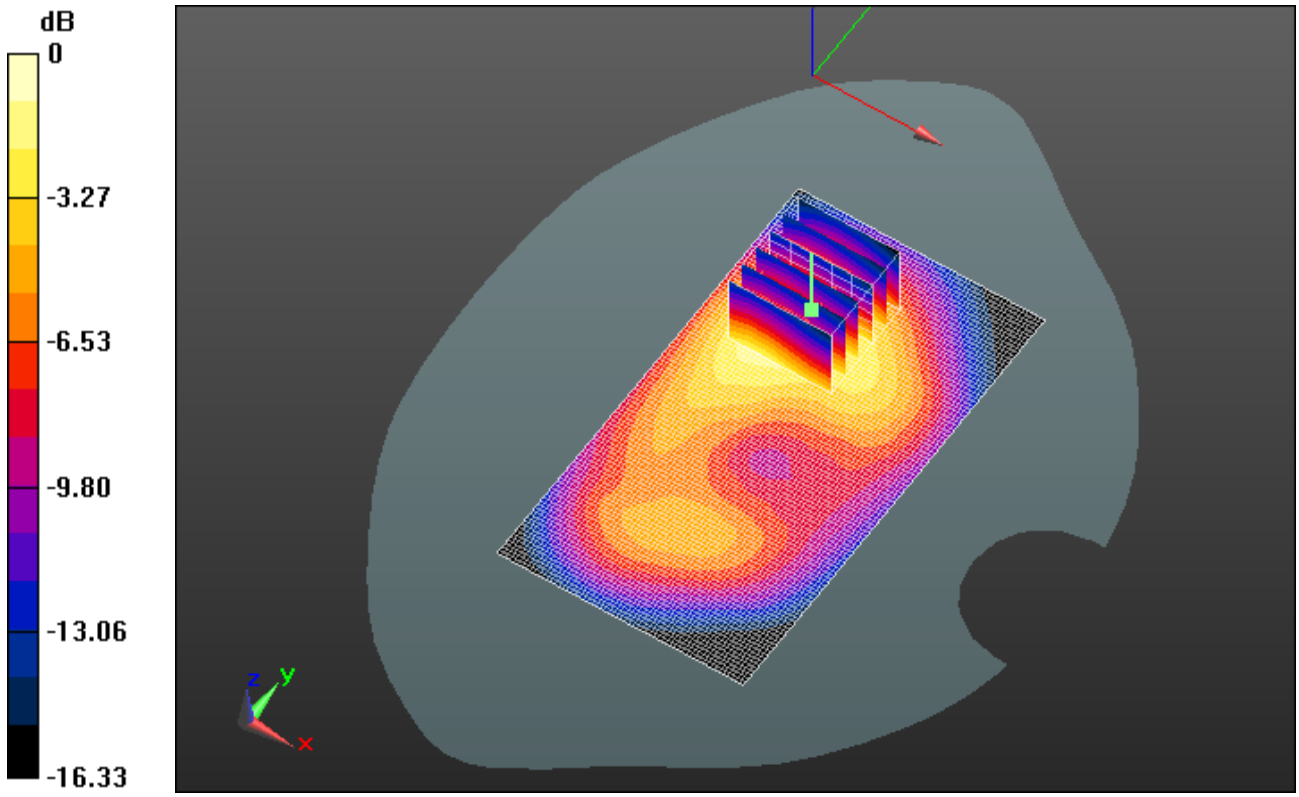

0 dB = 1.120mW/g = 0.98 dB mW/g

This report shall NOT be reproduced except in full without the written consent of RIM Testing Services
Copyright 2005-2013, RIM Testing Services, a division of Research In Motion Limited

Date/Time: 11/27/2012 12:57:40 PM

Test Laboratory: RIM Testing Services

MHS_10mm_Spacer_Back_GPRS1900_mid_chan_amb_temp_24.0_liq_temp_22.4C

DUT: BlackBerry Smartphone; Type: Sample ; Serial: 25CF0BA5

Communication System: GPRS 1900; Frequency: 1880 MHz
Medium parameters used: f = 1880 MHz; σ = 1.499 mho/m; ε_r = 50.828; ρ = 1000 kg/m^3
Phantom section: Flat Section
Measurement Standard: DASY5 (IEEE/IEC/ANSI C63.19-2007)

DASY Configuration:

- Probe: ES3DV3 - SN3225; ConvF(4.92, 4.92, 4.92); Calibrated: 1/11/2012
- Sensor-Surface: 3mm (Mechanical Surface Detection), z = 2.0, 32.0
- Electronics: DAE3 Sn473; Calibrated: 1/13/2012
- Phantom: SAM 2; Type: SAM 4.0; Serial: 1080
- DASY52 52.8.0(692); SEMCAD X 14.6.4(4989)

Configuration/Touch position -/Area Scan (61x111x1): Measurement grid: dx=15mm, dy=15mm
Maximum value of SAR (interpolated) = 1.107 mW/g

Configuration/Touch position -/Zoom Scan (5x5x7) (6x6x7)/Cube 0:
Measurement grid: dx=7.5mm, dy=7.5mm, dz=5mm
Reference Value = 9.369 V/m; Power Drift = -0.02 dB
Peak SAR (extrapolated) = 1.4800
SAR(1 g) = 0.863 mW/g; SAR(10 g) = 0.494 mW/g
Maximum value of SAR (measured) = 1.021 mW/g

This report shall NOT be reproduced except in full without the written consent of RIM Testing Services
Copyright 2005-2013, RIM Testing Services, a division of Research In Motion Limited

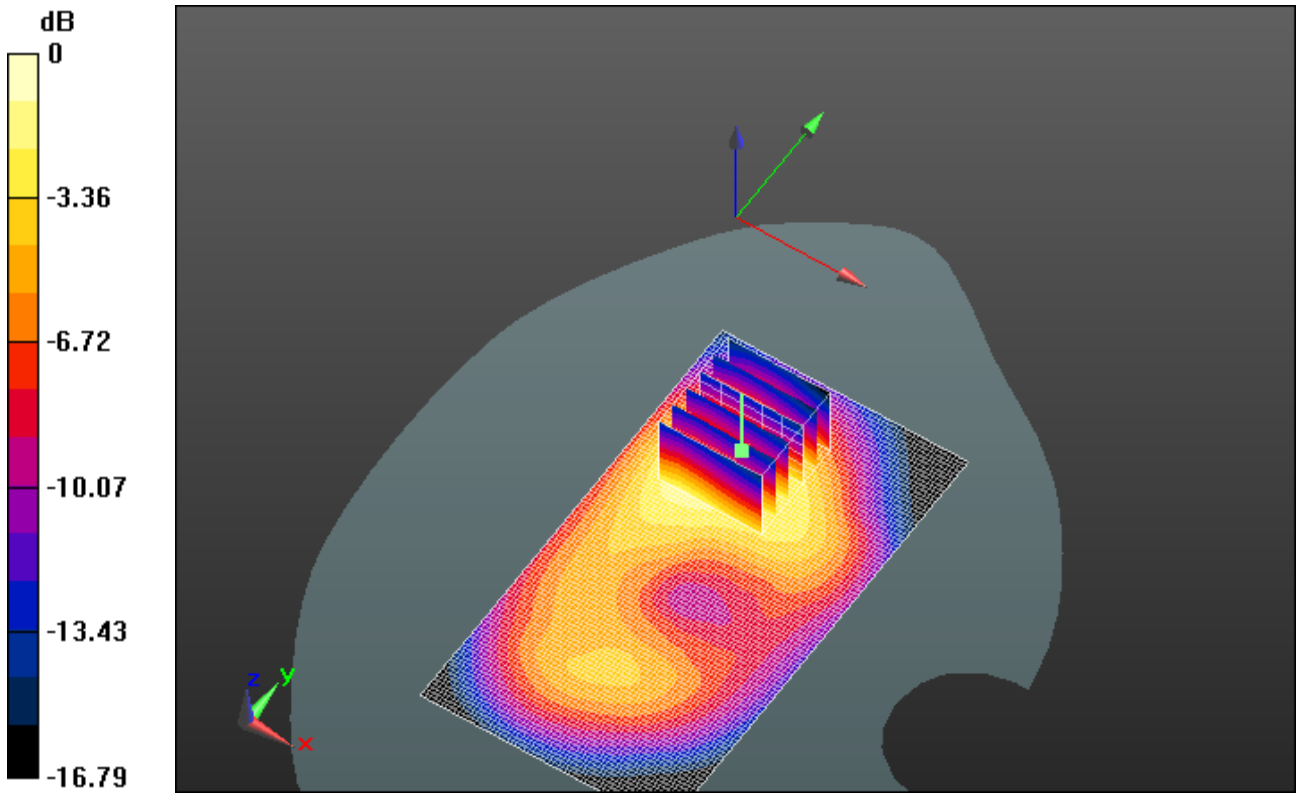

0 dB = 1.020mW/g = 0.17 dB mW/g

This report shall NOT be reproduced except in full without the written consent of RIM Testing Services
Copyright 2005-2013, RIM Testing Services, a division of Research In Motion Limited

Date/Time: 11/27/2012 2:24:53 PM

Test Laboratory: RIM Testing Services

MHS_10mm_Spacer_Back_GPRS1900_high_chan_amb_temp_24.0_liq_temp_22.5C

DUT: BlackBerry Smartphone; Type: Sample ; Serial: 25CF0BA5

Communication System: GPRS 1900; Frequency: 1909.8 MHz
Medium parameters used: f = 1910 MHz; σ = 1.527 mho/m; ε_r = 50.643; ρ = 1000 kg/m^3
Phantom section: Flat Section
Measurement Standard: DASY5 (IEEE/IEC/ANSI C63.19-2007)

DASY Configuration:

- Probe: ES3DV3 - SN3225; ConvF(4.92, 4.92, 4.92); Calibrated: 1/11/2012
- Sensor-Surface: 3mm (Mechanical Surface Detection), z = 2.0, 32.0
- Electronics: DAE3 Sn473; Calibrated: 1/13/2012
- Phantom: SAM 2; Type: SAM 4.0; Serial: 1080
- DASY52 52.8.0(692); SEMCAD X 14.6.4(4989)

Configuration/Touch position -/Area Scan (61x111x1): Measurement grid: dx=15mm, dy=15mm
Maximum value of SAR (interpolated) = 1.057 mW/g

Configuration/Touch position -/Zoom Scan (5x5x7) (6x6x7)/Cube 0:
Measurement grid: dx=7.5mm, dy=7.5mm, dz=5mm
Reference Value = 8.910 V/m; Power Drift = -0.08 dB
Peak SAR (extrapolated) = 1.4420
SAR(1 g) = 0.827 mW/g; SAR(10 g) = 0.468 mW/g
Maximum value of SAR (measured) = 0.984 mW/g

This report shall NOT be reproduced except in full without the written consent of RIM Testing Services
Copyright 2005-2013, RIM Testing Services, a division of Research In Motion Limited

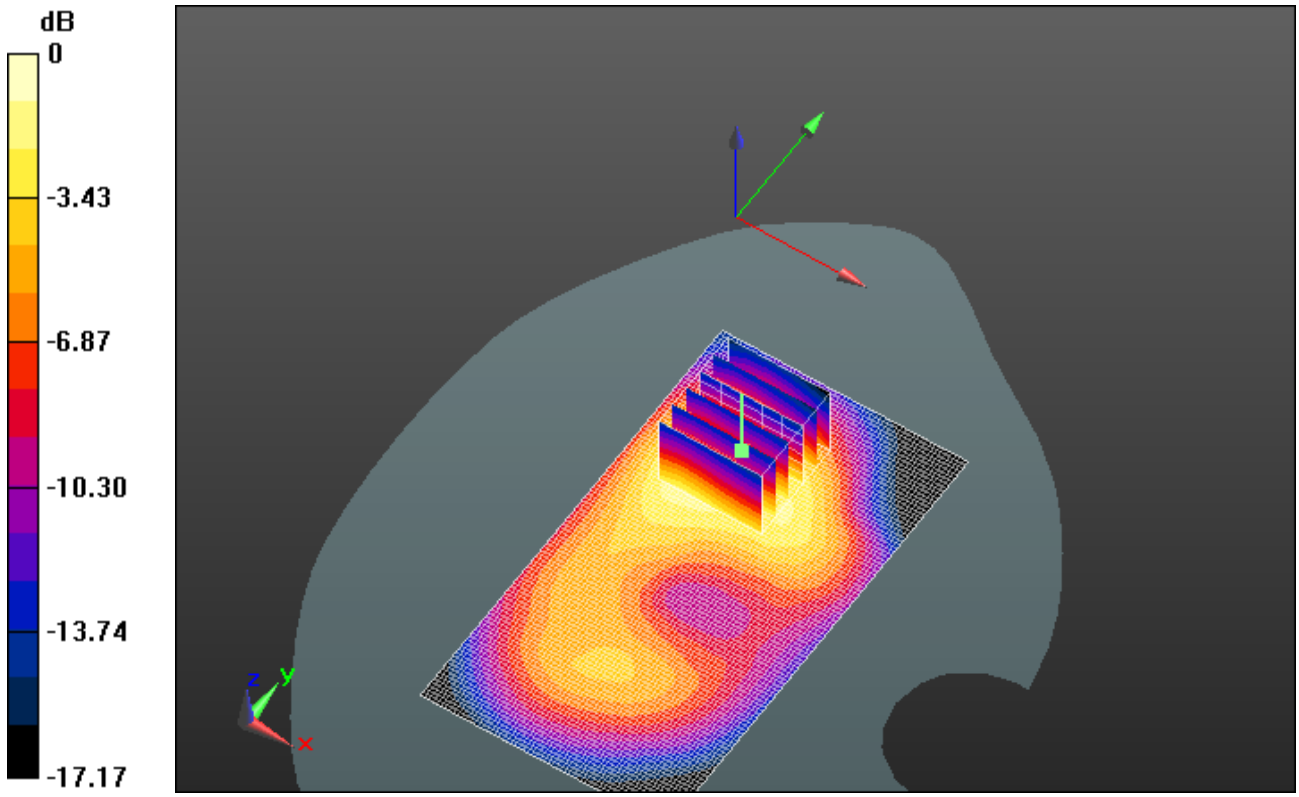

0 dB = 0.980mW/g = -0.18 dB mW/g

This report shall NOT be reproduced except in full without the written consent of RIM Testing Services
Copyright 2005-2013, RIM Testing Services, a division of Research In Motion Limited

Date/Time: 11/27/2012 5:38:36 PM

Test Laboratory: RIM Testing Services

MHS_10mm_Spacer_Front_GPRS1900_mid_chan_amb_temp_23.8_liq_temp_21.5C

DUT: BlackBerry Smartphone; Type: Sample ; Serial: 25CF0BA5

Communication System: GPRS 1900; Frequency: 1880 MHz
Medium parameters used: f = 1880 MHz; σ = 1.499 mho/m; ε_r = 50.828; ρ = 1000 kg/m^3
Phantom section: Flat Section
Measurement Standard: DASY5 (IEEE/IEC/ANSI C63.19-2007)

DASY Configuration:

- Probe: ES3DV3 - SN3225; ConvF(4.92, 4.92, 4.92); Calibrated: 1/11/2012
- Sensor-Surface: 3mm (Mechanical Surface Detection), z = 2.0, 32.0
- Electronics: DAE3 Sn473; Calibrated: 1/13/2012
- Phantom: SAM 2; Type: SAM 4.0; Serial: 1080
- DASY52 52.8.0(692); SEMCAD X 14.6.4(4989)

Configuration/Touch position -/Area Scan (61x111x1): Measurement grid: dx=15mm, dy=15mm
Maximum value of SAR (interpolated) = 0.625 mW/g

Configuration/Touch position -/Zoom Scan (5x5x7) (7x7x7)/Cube 0:
Measurement grid: dx=7.5mm, dy=7.5mm, dz=5mm
Reference Value = 8.692 V/m; Power Drift = -0.12 dB
Peak SAR (extrapolated) = 0.8330
SAR(1 g) = 0.498 mW/g; SAR(10 g) = 0.300 mW/g
Maximum value of SAR (measured) = 0.599 mW/g

Configuration/Touch position -/Zoom Scan 2 (5x5x7) (6x7x7)/Cube 0:
Measurement grid: dx=7.5mm, dy=7.5mm, dz=5mm
Reference Value = 8.692 V/m; Power Drift = -0.26 dB
Peak SAR (extrapolated) = 0.8220
SAR(1 g) = 0.489 mW/g; SAR(10 g) = 0.295 mW/g
Maximum value of SAR (measured) = 0.586 mW/g

This report shall NOT be reproduced except in full without the written consent of RIM Testing Services
Copyright 2005-2013, RIM Testing Services, a division of Research In Motion Limited

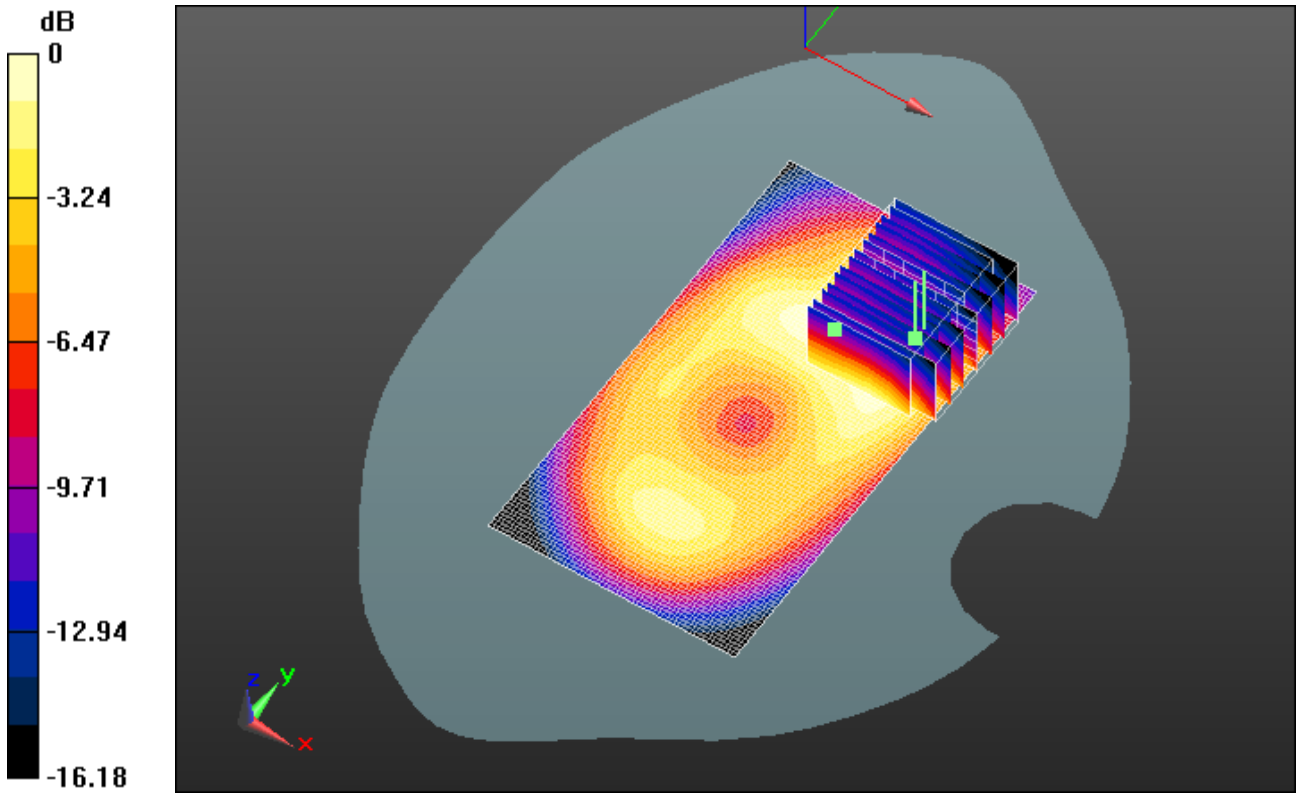

0 dB = 0.590mW/g = -4.58 dB mW/g

This report shall NOT be reproduced except in full without the written consent of RIM Testing Services
Copyright 2005-2013, RIM Testing Services, a division of Research In Motion Limited

Date/Time: 11/27/2012 6:38:01 PM

Test Laboratory: RIM Testing Services

MHS_10mm_Spacer_Left_GPRS1900_mid_chan_amb_temp_23.9_liq_temp_21.5C

DUT: BlackBerry Smartphone; Type: Sample ; Serial: 25CF0BA5

Communication System: GPRS 1900; Frequency: 1880 MHz
Medium parameters used: f = 1880 MHz; σ = 1.499 mho/m; ε_r = 50.828; ρ = 1000 kg/m^3
Phantom section: Flat Section
Measurement Standard: DASY5 (IEEE/IEC/ANSI C63.19-2007)

DASY Configuration:

- Probe: ES3DV3 - SN3225; ConvF(4.92, 4.92, 4.92); Calibrated: 1/11/2012
- Sensor-Surface: 3mm (Mechanical Surface Detection), z = 2.0, 32.0
- Electronics: DAE3 Sn473; Calibrated: 1/13/2012
- Phantom: SAM 2; Type: SAM 4.0; Serial: 1080
- DASY52 52.8.0(692); SEMCAD X 14.6.4(4989)

Configuration/Touch position -/Area Scan (41x111x1): Measurement grid: dx=15mm, dy=15mm
Maximum value of SAR (interpolated) = 0.374 mW/g

Configuration/Touch position -/Zoom Scan (5x5x7) (6x6x7)/Cube 0:
Measurement grid: dx=7.5mm, dy=7.5mm, dz=5mm
Reference Value = 13.541 V/m; Power Drift = -0.08 dB
Peak SAR (extrapolated) = 0.5250
SAR(1 g) = 0.305 mW/g; SAR(10 g) = 0.173 mW/g
Maximum value of SAR (measured) = 0.376 mW/g

This report shall NOT be reproduced except in full without the written consent of RIM Testing Services
Copyright 2005-2013, RIM Testing Services, a division of Research In Motion Limited

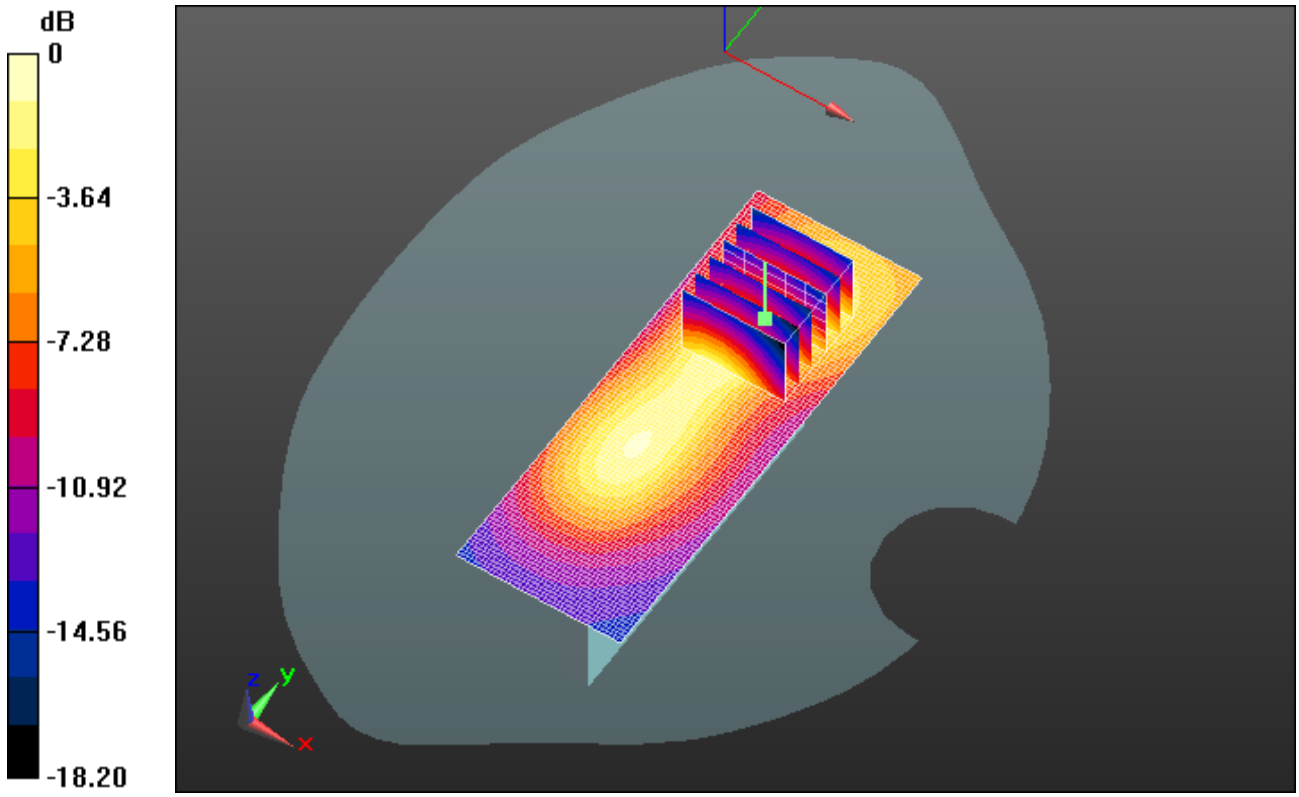

0 dB = 0.380mW/g = -8.40 dB mW/g

This report shall NOT be reproduced except in full without the written consent of RIM Testing Services
Copyright 2005-2013, RIM Testing Services, a division of Research In Motion Limited

Date/Time: 11/27/2012 6:56:29 PM

Test Laboratory: RIM Testing Services

MHS_10mm_Spacer_Right_GPRS1900_mid_chan

DUT: BlackBerry Smartphone; Type: Sample ; Serial: 25CF0BA5

Communication System: GPRS 1900; Communication System Band: GPRS 1900;
Frequency: 1880 MHz;Communication System PAR: 6.232 dB; PMF: 2.04927
Medium parameters used: f = 1880 MHz; σ = 1.499 S/m; ε_r = 50.828; ρ = 1000 kg/m^3
Phantom section: Flat Section
Measurement Standard: DASY5 (IEEE/IEC/ANSI C63.19-2007)

DASY Configuration:

- Probe: ES3DV3 - SN3225; ConvF(4.92, 4.92, 4.92); Calibrated: 1/11/2012;
  - Modulation Compensation: Not calibrated
- Sensor-Surface: 3mm (Mechanical Surface Detection), z = 2.0, 32.0
- Electronics: DAE3 Sn473; Calibrated: 1/13/2012
- Phantom: SAM 2; Type: SAM 4.0; Serial: 1080
- DASY52 52.8.0(692); SEMCAD X 14.6.8(7028)

Configuration/Touch position -/Area Scan (41x111x1): Interpolated grid: dx=1.500 mm, dy=1.500 mm
Maximum value of SAR (interpolated) = 0.230 W/kg

Configuration/Touch position -/Zoom Scan (5x5x7) (6x6x7)/Cube 0:
Measurement grid: dx=7.5mm, dy=7.5mm, dz=5mm
Reference Value = 12.490 V/m; Power Drift = -0.01 dB
Peak SAR (extrapolated) = 0.298 W/kg
SAR(1 g) = 0.184 W/kg; SAR(10 g) = 0.110 W/kg
Maximum value of SAR (measured) = 0.221 W/kg

This report shall NOT be reproduced except in full without the written consent of RIM Testing Services
Copyright 2005-2013, RIM Testing Services, a division of Research In Motion Limited

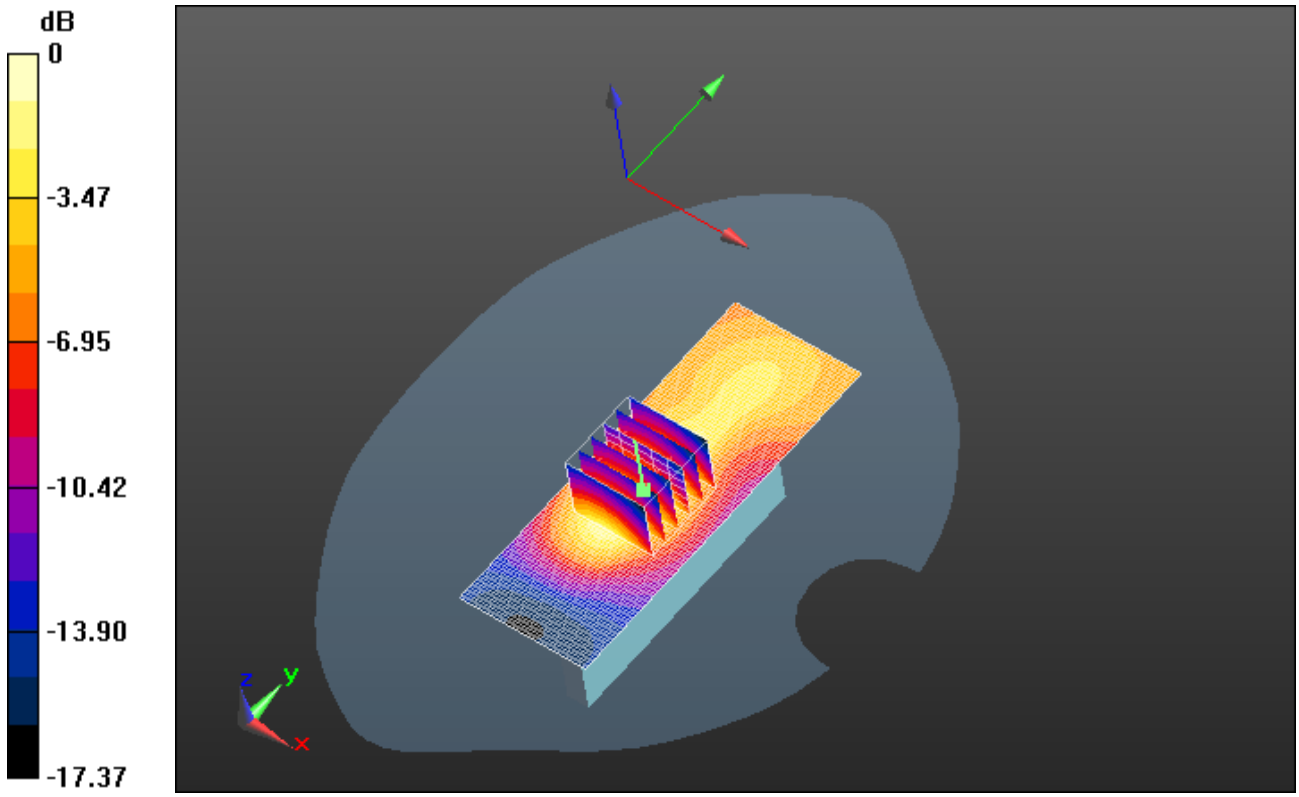

0 dB = 0.221 W/kg = -6.56 dBW/kg

This report shall NOT be reproduced except in full without the written consent of RIM Testing Services
Copyright 2005-2013, RIM Testing Services, a division of Research In Motion Limited

Date/Time: 11/27/2012 7:30:57 PM

Test Laboratory: RIM Testing Services

MHS_10mm_Spacer_Bottom_GPRS1900_mid_chan_amb_temp_24.2_liq_temp_21.6C

DUT: BlackBerry Smartphone; Type: Sample ; Serial: 25CF0BA5

Communication System: GPRS 1900; Frequency: 1880 MHz
Medium parameters used: f = 1880 MHz; σ = 1.499 mho/m; ε_r = 50.828; ρ = 1000 kg/m^3
Phantom section: Flat Section
Measurement Standard: DASY5 (IEEE/IEC/ANSI C63.19-2007)

DASY Configuration:

- Probe: ES3DV3 - SN3225; ConvF(4.92, 4.92, 4.92); Calibrated: 1/11/2012
- Sensor-Surface: 3mm (Mechanical Surface Detection), z = 2.0, 32.0
- Electronics: DAE3 Sn473; Calibrated: 1/13/2012
- Phantom: SAM 2; Type: SAM 4.0; Serial: 1080
- DASY52 52.8.0(692); SEMCAD X 14.6.4(4989)

Configuration/Touch position -/Area Scan (41x81x1): Measurement grid: dx=15mm, dy=15mm
Maximum value of SAR (interpolated) = 0.650 mW/g

Configuration/Touch position -/Zoom Scan (5x5x7) (6x6x7)/Cube 0:
Measurement grid: dx=7.5mm, dy=7.5mm, dz=5mm
Reference Value = 20.173 V/m; Power Drift = -0.07 dB
Peak SAR (extrapolated) = 0.8780
SAR(1 g) = 0.521 mW/g; SAR(10 g) = 0.292 mW/g
Maximum value of SAR (measured) = 0.646 mW/g

This report shall NOT be reproduced except in full without the written consent of RIM Testing Services
Copyright 2005-2013, RIM Testing Services, a division of Research In Motion Limited

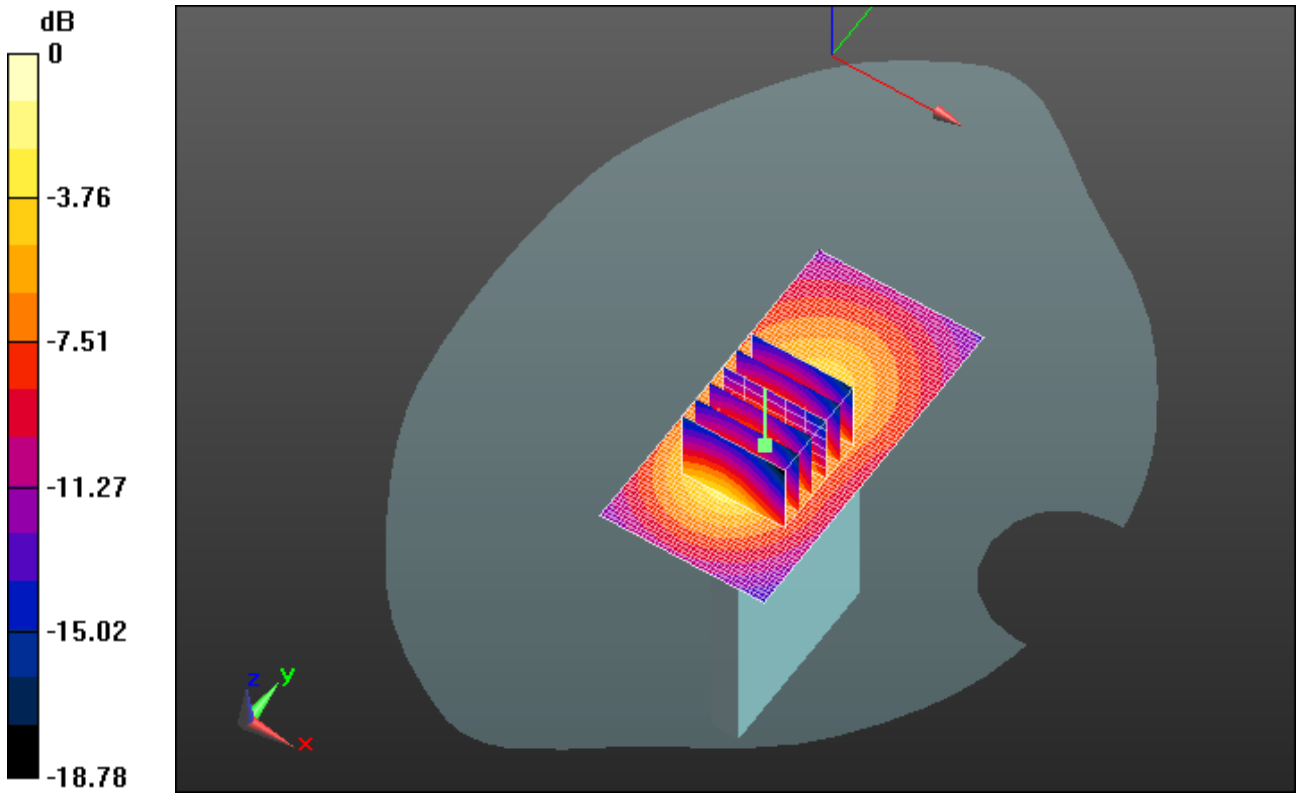

0 dB = 0.650mW/g = -3.74 dB mW/g

This report shall NOT be reproduced except in full without the written consent of RIM Testing Services
Copyright 2005-2013, RIM Testing Services, a division of Research In Motion Limited

Date/Time: 11/27/2012 8:38:20 PM

Test Laboratory: RIM Testing Services

MHS_10mm_Spacer_Back_Headset_GPRS1900_low_chan_amb_temp_24.8_liq_temp_21.3C

DUT: BlackBerry Smartphone; Type: Sample ; Serial: 25CF0BA5

Communication System: GPRS 1900; Frequency: 1850.2 MHz
Medium parameters used (interpolated): f = 1850.2 MHz; σ = 1.475 mho/m; ε_r = 50.869; ρ = 1000 kg/m^3
Phantom section: Flat Section
Measurement Standard: DASY5 (IEEE/IEC/ANSI C63.19-2007)

DASY Configuration:

- Probe: ES3DV3 - SN3225; ConvF(4.92, 4.92, 4.92); Calibrated: 1/11/2012
- Sensor-Surface: 3mm (Mechanical Surface Detection), z = 2.0, 32.0
- Electronics: DAE3 Sn473; Calibrated: 1/13/2012
- Phantom: SAM 2; Type: SAM 4.0; Serial: 1080
- DASY52 52.8.0(692); SEMCAD X 14.6.4(4989)

Configuration/Touch position -/Area Scan (61x111x1): Measurement grid: dx=15mm, dy=15mm

Info: Interpolated medium parameters used for SAR evaluation.
Maximum value of SAR (interpolated) = 1.094 mW/g

Configuration/Touch position -/Zoom Scan (5x5x7) (6x6x7)/Cube 0:
Measurement grid: dx=7.5mm, dy=7.5mm, dz=5mm
Reference Value = 11.016 V/m; Power Drift = -0.06 dB
Peak SAR (extrapolated) = 1.4920
SAR(1 g) = 0.886 mW/g; SAR(10 g) = 0.517 mW/g

Info: Interpolated medium parameters used for SAR evaluation.
Maximum value of SAR (measured) = 1.034 mW/g

This report shall NOT be reproduced except in full without the written consent of RIM Testing Services
Copyright 2005-2013, RIM Testing Services, a division of Research In Motion Limited

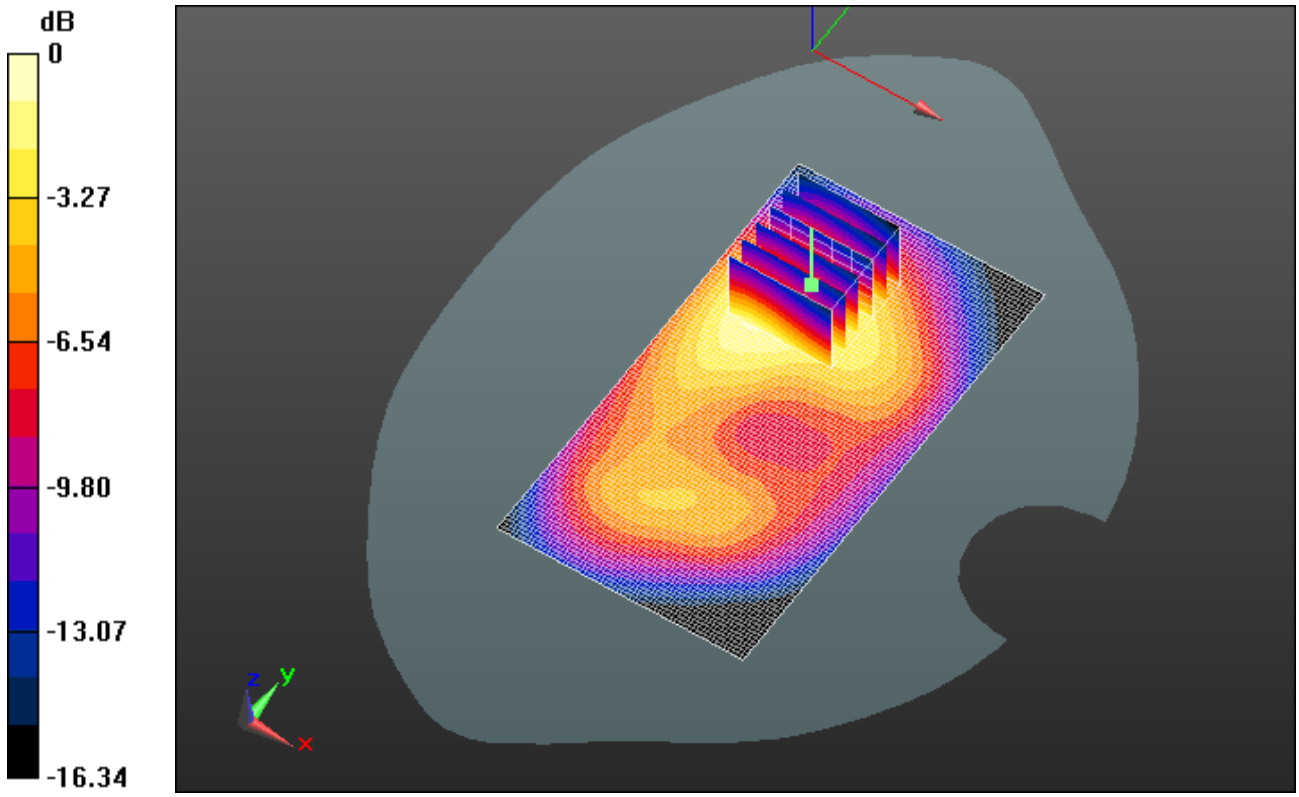

0 dB = 1.030mW/g = 0.26 dB mW/g

This report shall NOT be reproduced except in full without the written consent of RIM Testing Services
Copyright 2005-2013, RIM Testing Services, a division of Research In Motion Limited

Date/Time: 11/27/2012 9:02:10 PM

Test Laboratory: RIM Testing Services

MHS_10mm_Spacer_Back_GPRS1900_3-slots_low_chan_amb_temp_24.8_liq_temp_21.3C

DUT: BlackBerry Smartphone; Type: Sample ; Serial: 25CF0BA5

Communication System: GPRS 1900 (3-slots); Frequency: 1850.2 MHz
Medium parameters used (interpolated): f = 1850.2 MHz; σ = 1.475 mho/m; ε_r = 50.869; ρ = 1000 kg/m^3
Phantom section: Flat Section
Measurement Standard: DASY5 (IEEE/IEC/ANSI C63.19-2007)

DASY Configuration:

- Probe: ES3DV3 - SN3225; ConvF(4.92, 4.92, 4.92); Calibrated: 1/11/2012
- Sensor-Surface: 3mm (Mechanical Surface Detection), z = 2.0, 32.0
- Electronics: DAE3 Sn473; Calibrated: 1/13/2012
- Phantom: SAM 2; Type: SAM 4.0; Serial: 1080
- DASY52 52.8.0(692); SEMCAD X 14.6.4(4989)

Configuration/Touch position -/Area Scan (61x111x1): Measurement grid: dx=15mm, dy=15mm

Info: Interpolated medium parameters used for SAR evaluation.
Maximum value of SAR (interpolated) = 0.923 mW/g

Configuration/Touch position -/Zoom Scan (5x5x7) (6x6x7)/Cube 0:
Measurement grid: dx=7.5mm, dy=7.5mm, dz=5mm
Reference Value = 9.881 V/m; Power Drift = 0.11 dB
Peak SAR (extrapolated) = 1.2470
SAR(1 g) = 0.739 mW/g; SAR(10 g) = 0.427 mW/g

Info: Interpolated medium parameters used for SAR evaluation.
Maximum value of SAR (measured) = 0.893 mW/g

This report shall NOT be reproduced except in full without the written consent of RIM Testing Services
Copyright 2005-2013, RIM Testing Services, a division of Research In Motion Limited

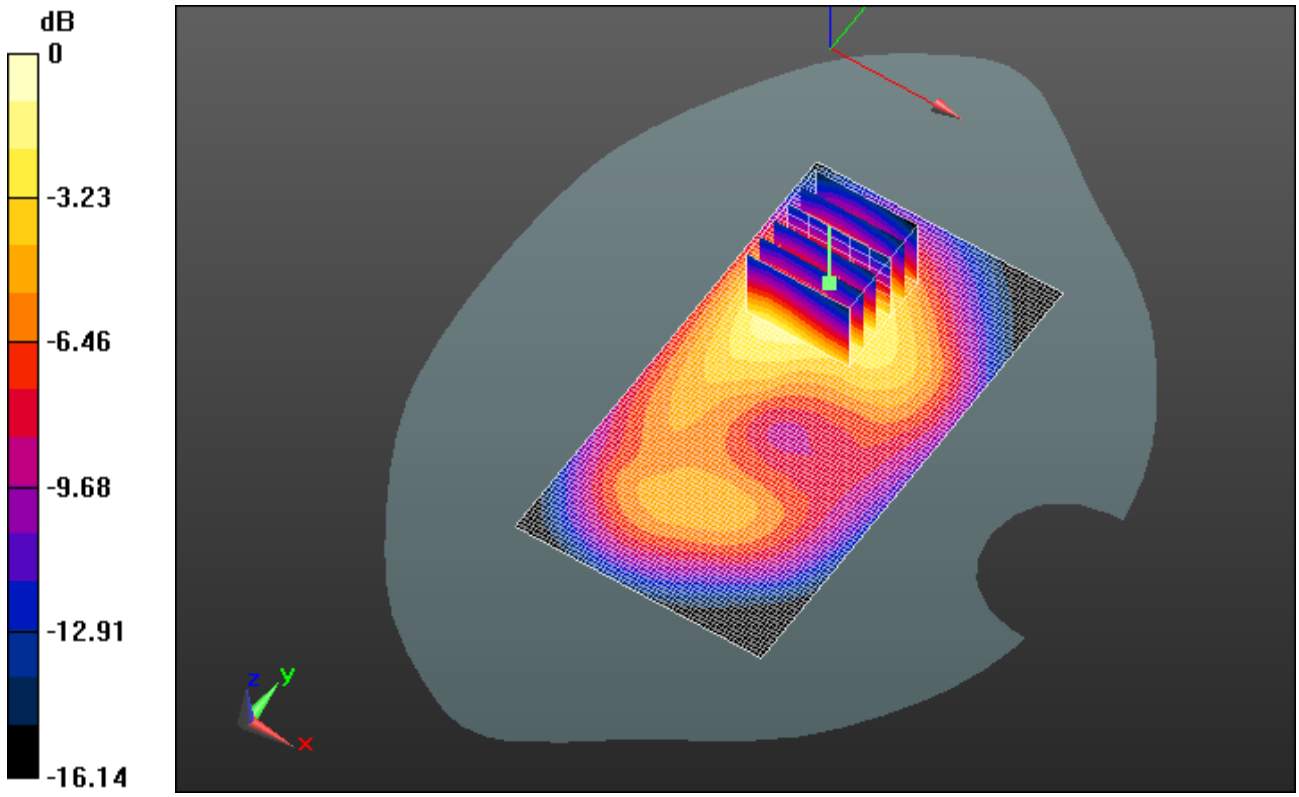

0 dB = 0.890mW/g = -1.01 dB mW/g

This report shall NOT be reproduced except in full without the written consent of RIM Testing Services
Copyright 2005-2013, RIM Testing Services, a division of Research In Motion Limited

Date/Time: 11/27/2012 9:22:03 PM

Test Laboratory: RIM Testing Services

MHS_10mm_Spacer_Back_GPRS1900_4-slots_low_chan_amb_temp_24.6_liq_temp_21.3C

DUT: BlackBerry Smartphone; Type: Sample ; Serial: 25CF0BA5

Communication System: GPRS 1900 (4-slots); Frequency: 1850.2 MHz
Medium parameters used (interpolated): f = 1850.2 MHz; σ = 1.475 mho/m; ε_r = 50.869; ρ = 1000 kg/m^3
Phantom section: Flat Section
Measurement Standard: DASY5 (IEEE/IEC/ANSI C63.19-2007)

DASY Configuration:

- Probe: ES3DV3 - SN3225; ConvF(4.92, 4.92, 4.92); Calibrated: 1/11/2012
- Sensor-Surface: 3mm (Mechanical Surface Detection), z = 2.0, 32.0
- Electronics: DAE3 Sn473; Calibrated: 1/13/2012
- Phantom: SAM 2; Type: SAM 4.0; Serial: 1080
- DASY52 52.8.0(692); SEMCAD X 14.6.4(4989)

Configuration/Touch position -/Area Scan (61x111x1): Measurement grid: dx=15mm, dy=15mm

Info: Interpolated medium parameters used for SAR evaluation.
Maximum value of SAR (interpolated) = 1.074 mW/g

Configuration/Touch position -/Zoom Scan (5x5x7) (6x6x7)/Cube 0:
Measurement grid: dx=7.5mm, dy=7.5mm, dz=5mm
Reference Value = 10.480 V/m; Power Drift = 0.04 dB
Peak SAR (extrapolated) = 1.4280
SAR(1 g) = 0.847 mW/g; SAR(10 g) = 0.489 mW/g

Info: Interpolated medium parameters used for SAR evaluation.
Maximum value of SAR (measured) = 1.009 mW/g

This report shall NOT be reproduced except in full without the written consent of RIM Testing Services
Copyright 2005-2013, RIM Testing Services, a division of Research In Motion Limited

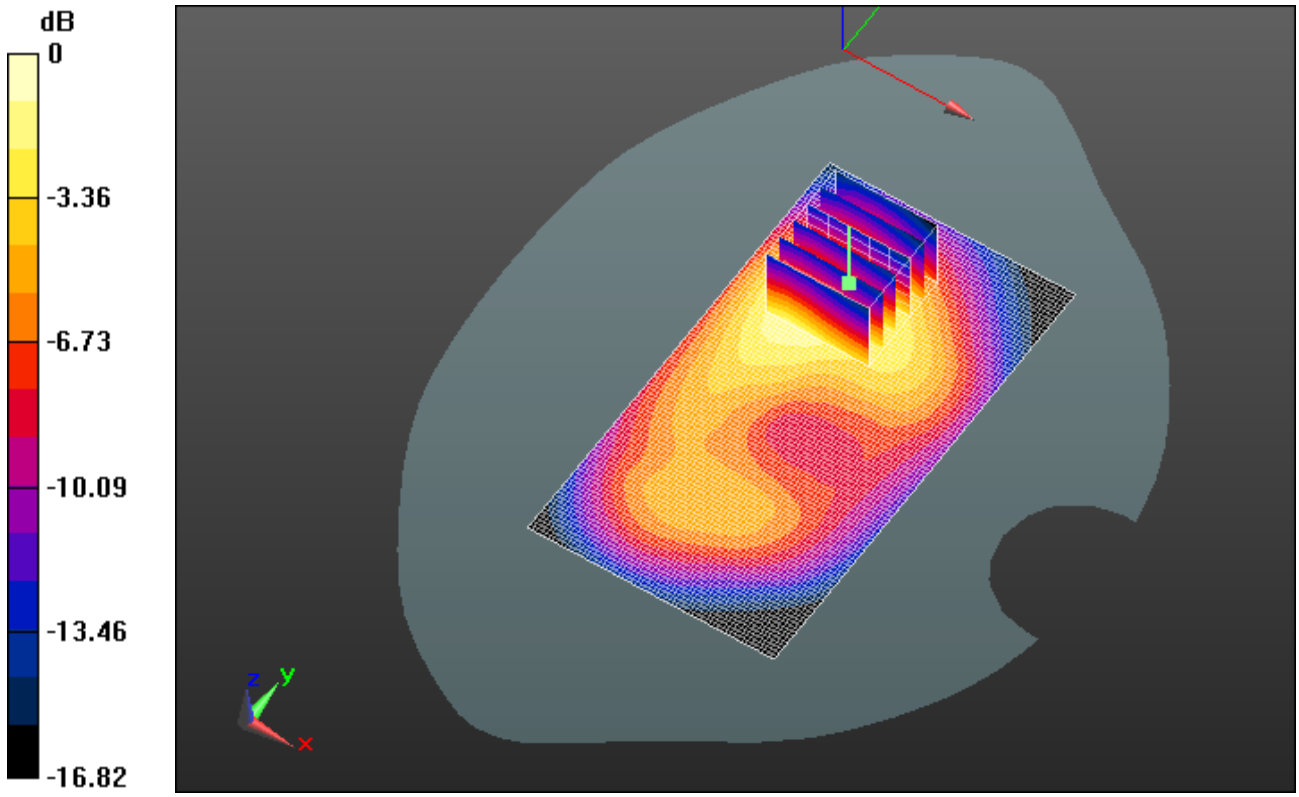

0 dB = 1.010mW/g = 0.09 dB mW/g

This report shall NOT be reproduced except in full without the written consent of RIM Testing Services
Copyright 2005-2013, RIM Testing Services, a division of Research In Motion Limited

Date/Time: 12/2/2012 7:03:15 PM

Test Laboratory: RIM Testing Services

MHS_10mm_Spacer_Back_GPRS1900_low_chan_amb_temp_24.3_liq_temp_21.9C_2100

DUT: BlackBerry Smartphone; Type: Sample ; Serial: 25CF0BA5

Communication System: GPRS 1900; Frequency: 1850.2 MHz
Medium parameters used (interpolated): f = 1850.2 MHz; σ = 1.45 mho/m; ε_r = 52.375; ρ = 1000 kg/m^3
Phantom section: Flat Section
Measurement Standard: DASY5 (IEEE/IEC/ANSI C63.19-2007)

DASY Configuration:

- Probe: ES3DV3 - SN3225; ConvF(4.92, 4.92, 4.92); Calibrated: 1/11/2012
- Sensor-Surface: 3mm (Mechanical Surface Detection), z = 2.0, 32.0
- Electronics: DAE3 Sn473; Calibrated: 1/13/2012
- Phantom: SAM 2; Type: SAM 4.0; Serial: 1080
- DASY52 52.8.0(692); SEMCAD X 14.6.4(4989)

Configuration/Touch position -/Area Scan (61x111x1): Measurement grid: dx=15mm, dy=15mm

Info: Interpolated medium parameters used for SAR evaluation.
Maximum value of SAR (interpolated) = 1.136 mW/g

Configuration/Touch position -/Zoom Scan (5x5x7) (6x6x7)/Cube 0:
Measurement grid: dx=7.5mm, dy=7.5mm, dz=5mm
Reference Value = 14.037 V/m; Power Drift = -0.0025 dB
Peak SAR (extrapolated) = 1.5830
SAR(1 g) = 0.942 mW/g; SAR(10 g) = 0.549 mW/g

Info: Interpolated medium parameters used for SAR evaluation.
Maximum value of SAR (measured) = 1.138 mW/g

This report shall NOT be reproduced except in full without the written consent of RIM Testing Services
Copyright 2005-2013, RIM Testing Services, a division of Research In Motion Limited

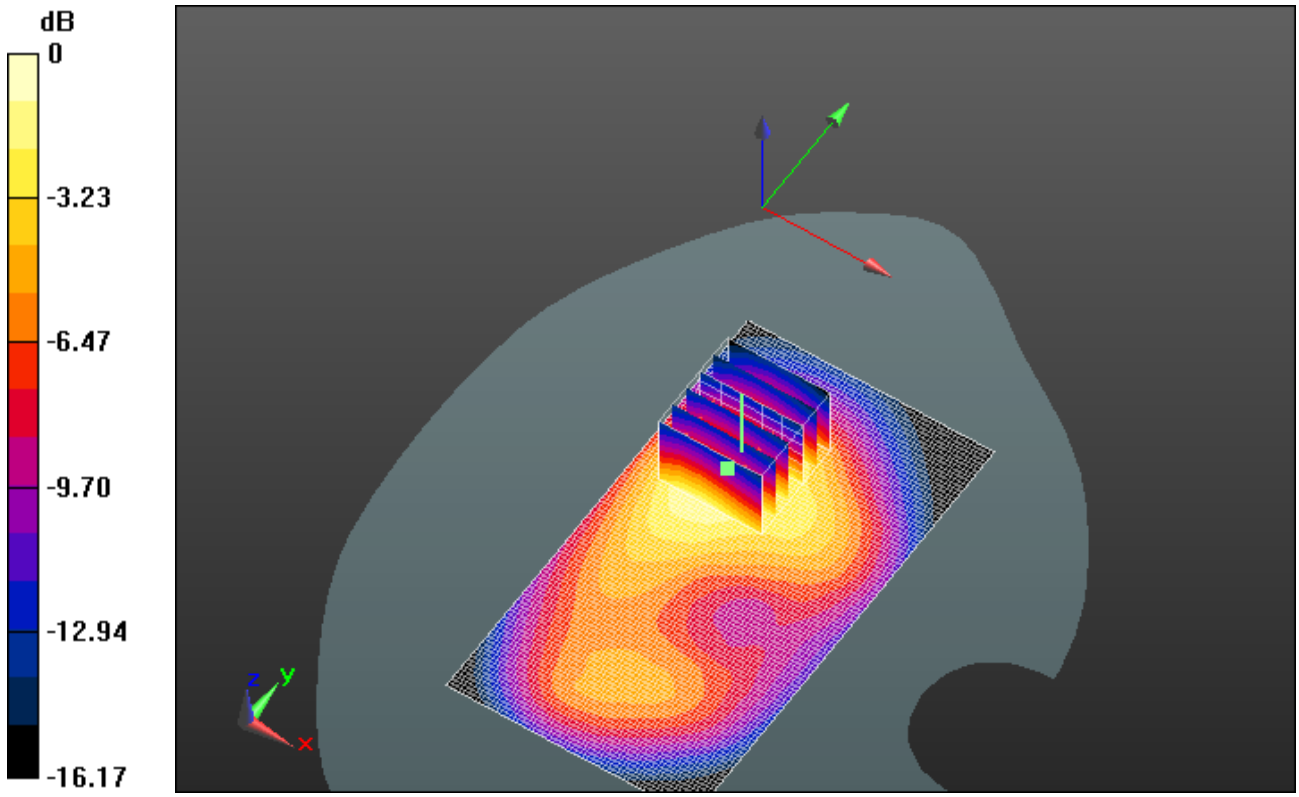

0 dB = 1.140mW/g = 1.14 dB mW/g

This report shall NOT be reproduced except in full without the written consent of RIM Testing Services
Copyright 2005-2013, RIM Testing Services, a division of Research In Motion Limited

UMTS Band II

This report shall NOT be reproduced except in full without the written consent of RIM Testing Services
Copyright 2005-2013, RIM Testing Services, a division of Research In Motion Limited

Date: 1/30/2013

Test Lab: RIM Testing Services
DUT Name: BlackBerry Smartphone, Type: Sample, Serial: 2AB01FAD

Configuration: MHS_10mm_Body_SAR_Configuration

Communication System: WCDMA FDD II; Communication System Band: UMTS FDD II; Frequency: 1907.6 MHz
Medium Parameters used: f=1907.6 MHz; σ = 1.571 S/m; ε_r = 50.831; ρ = 1.000 g/cm^3
Phantom section: Flat Section

DASY Configuration:

- Probe: ET3DV6 - SN1644; ConvF: (4.75,4.75,4.75); Calibrated: 11/13/2012;
- Sensor-Surface: 4 mm (Mechanical Surface Detection)
- Electronics: DAE3 Sn472; Calibrated: 3/7/2012
- Phantom: SAM 2; Type: SAM 4.0; Serial: 1080
- DASY52 52.8.4(1052); SEMCAD X Version 14.6.8 (7028)

MHS_10mm_Body_SAR_Configuration/MHS_10mm_Spacer_Device_Back_UMTS_II_High_chan_Amb_Temp_23.4C_Liq_Temp_22.5C/Area Scan (61x101x1):
Interpolated grid: dx=1.500 mm, dy=1.500 mm
Reference Value = 10.388 V/m; **Power Drift = 0.028 dB**

MHS_10mm_Body_SAR_Configuration/MHS_10mm_Spacer_Device_Back_UMTS_II_High_chan_Amb_Temp_23.4C_Liq_Temp_22.5C/Zoom Scan (5x5x7) (26x26x36)/Cube 0: Interpolated grid: dx=1.500 mm, dy=1.500 mm, dz=1.000 mm

Reference Value = 10.388 V/m; **Power Drift = 0.028 dB**

Averaged SAR: SAR(1g) = 1.20 W/kg; SAR(10g) = 0.688 W/kg
Maximum value of SAR (interpolated) = 1.89 W/kg

This report shall NOT be reproduced except in full without the written consent of RIM Testing Services
Copyright 2005-2013, RIM Testing Services, a division of Research In Motion Limited

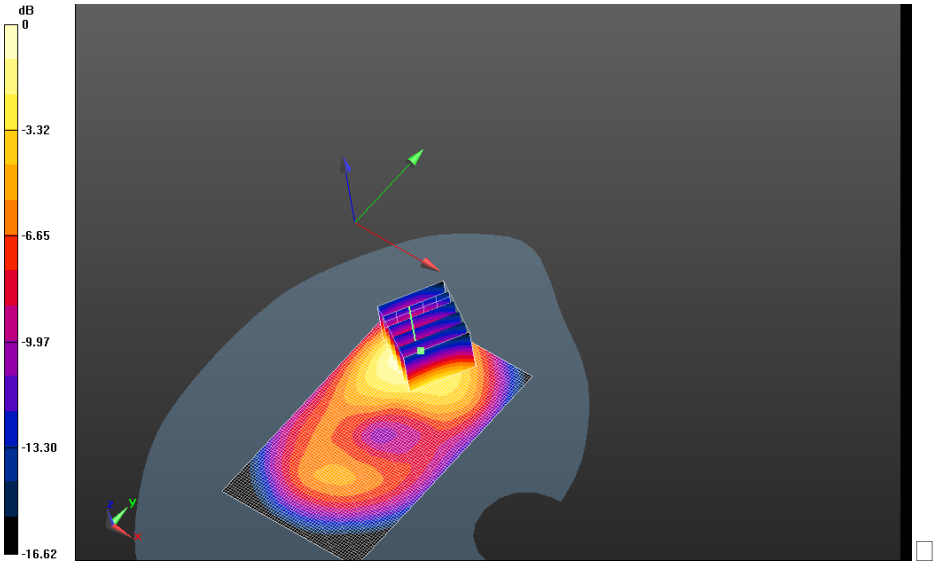

0 dB = 1.28 W/kg = 1.07 dBW/kg

This report shall NOT be reproduced except in full without the written consent of RIM Testing Services
Copyright 2005-2013, RIM Testing Services, a division of Research In Motion Limited

MHS_10mm_Body_SAR_Configuration/MHS_10mm_Spacer_Device_Back_UMTS_II_Mid_chan_Amb_Temp_23.4C_Liq_Temp_22.5C/Area Scan (61x101x1):
Interpolated grid: dx=1.500 mm, dy=1.500 mm
Reference Value = 10.819 V/m; **Power Drift = 0.103 dB**

MHS_10mm_Body_SAR_Configuration/MHS_10mm_Spacer_Device_Back_UMTS_II_Mid_chan_Amb_Temp_23.4C_Liq_Temp_22.5C/Zoom Scan (5x5x7) (26x26x36)/Cube 0: Interpolated grid: dx=1.500 mm, dy=1.500 mm, dz=1.000 mm

Reference Value = 10.819 V/m; **Power Drift = 0.103 dB**

Averaged SAR: SAR(1g) = 1.10 W/kg; SAR(10g) = 0.629 W/kg
Maximum value of SAR (interpolated) = 1.73 W/kg

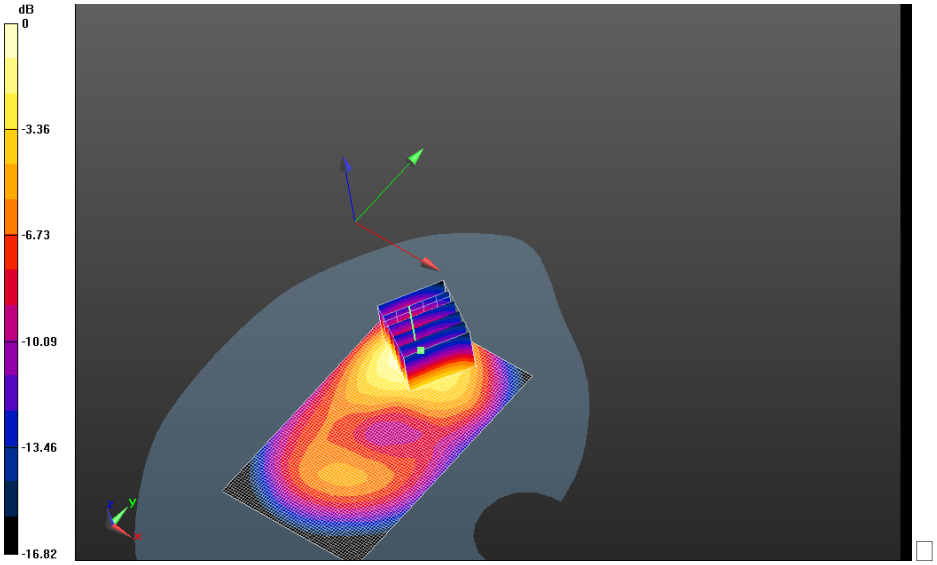

0 dB = 1.28 W/kg = 1.07 dBW/kg

This report shall NOT be reproduced except in full without the written consent of RIM Testing Services
Copyright 2005-2013, RIM Testing Services, a division of Research In Motion Limited

MHS_10mm_Body_SAR_Configuration/MHS_10mm_Spacer_Device_Back_UMTS_II_Low_chan_Amb_Temp_23.4C_Liq_Temp_22.5C/Area Scan (61x101x1):
Interpolated grid: dx=1.500 mm, dy=1.500 mm
Reference Value = 12.027 V/m; **Power Drift = 0.171 dB**

MHS_10mm_Body_SAR_Configuration/MHS_10mm_Spacer_Device_Back_UMTS_II_Low_chan_Amb_Temp_23.4C_Liq_Temp_22.5C/Zoom Scan (5x5x7) (26x26x36)/Cube 0: Interpolated grid: dx=1.500 mm, dy=1.500 mm, dz=1.000 mm

Reference Value = 12.027 V/m; **Power Drift = 0.171 dB**

Averaged SAR: SAR(1g) = 1.10 W/kg; SAR(10g) = 0.622 W/kg
Maximum value of SAR (interpolated) = 1.74 W/kg

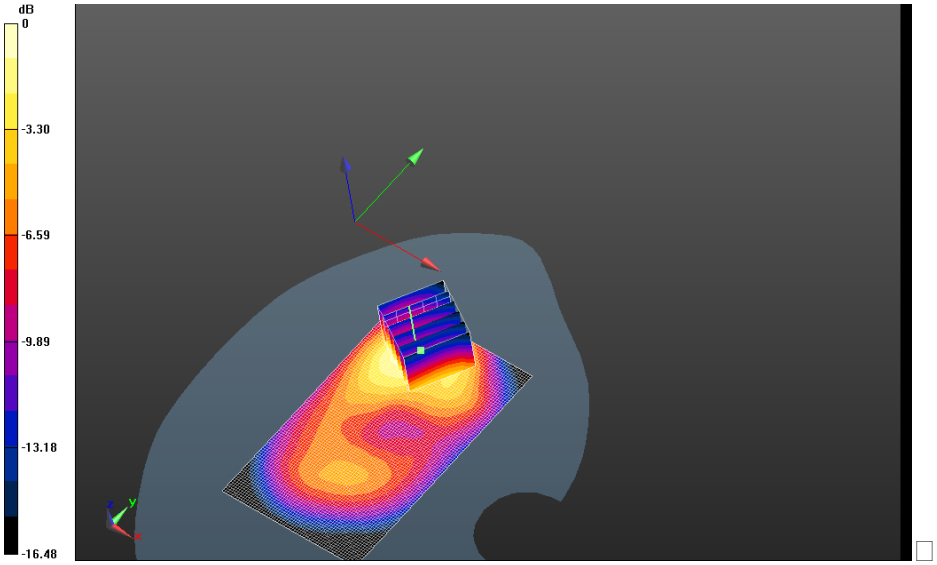

0 dB = 1.18 W/kg = 0.72 dBW/kg

This report shall NOT be reproduced except in full without the written consent of RIM Testing Services
Copyright 2005-2013, RIM Testing Services, a division of Research In Motion Limited

MHS_10mm_Body_SAR_Configuration/MHS_10mm_Spacer_Device_Front_UMTS_II_Mid_chan_Amb_Temp_23.4C_Liq_Temp_22.5C 2/Area Scan (61x101x1):
Interpolated grid: dx=1.500 mm, dy=1.500 mm
Reference Value = 9.639 V/m; **Power Drift = -0.113 dB**

Fast SAR: SAR(1g) = 0.525 W/kg; SAR(10g) = 0.314 W/kg; Secondary SAR(1g) = 0.442 W/kg
Maximum value of SAR (interpolated) = 0.585 W/kg

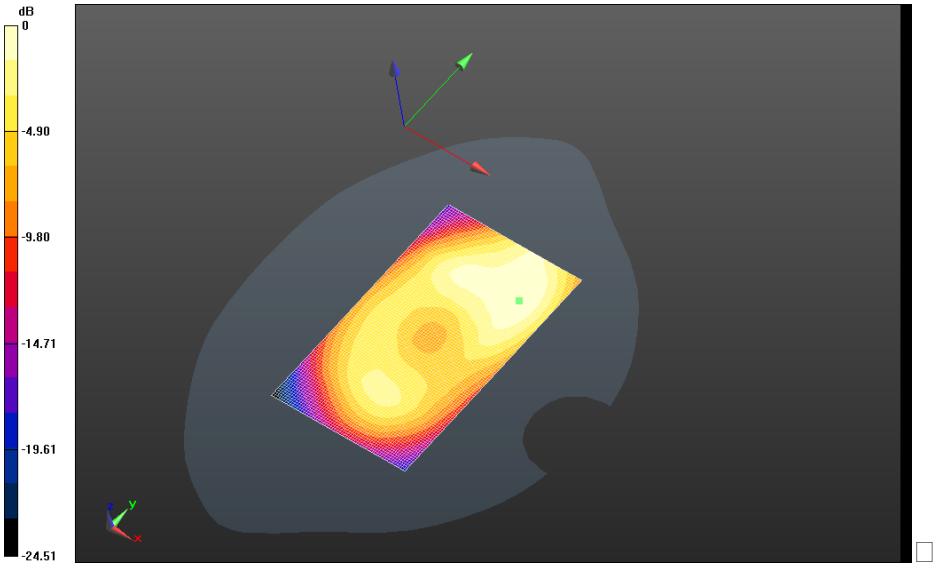

0 dB = 1.19 W/kg = 0.76 dBW/kg

This report shall NOT be reproduced except in full without the written consent of RIM Testing Services
Copyright 2005-2013, RIM Testing Services, a division of Research In Motion Limited

MHS_10mm_Body_SAR_Configuration/MHS_10mm_Spacer_Device_Right_UMTS_II_Mid_chan_Amb_Temp_23.4C_Liq_Temp_22.3C/Area Scan (31x101x1):
Interpolated grid: dx=1.500 mm, dy=1.500 mm
Reference Value = 10.188 V/m; **Power Drift = 0.040 dB**

Fast SAR: SAR(1g) = 0.155 W/kg; SAR(10g) = 0.0902 W/kg; Secondary SAR(1g) = 0.0742 W/kg
Maximum value of SAR (interpolated) = 0.171 W/kg

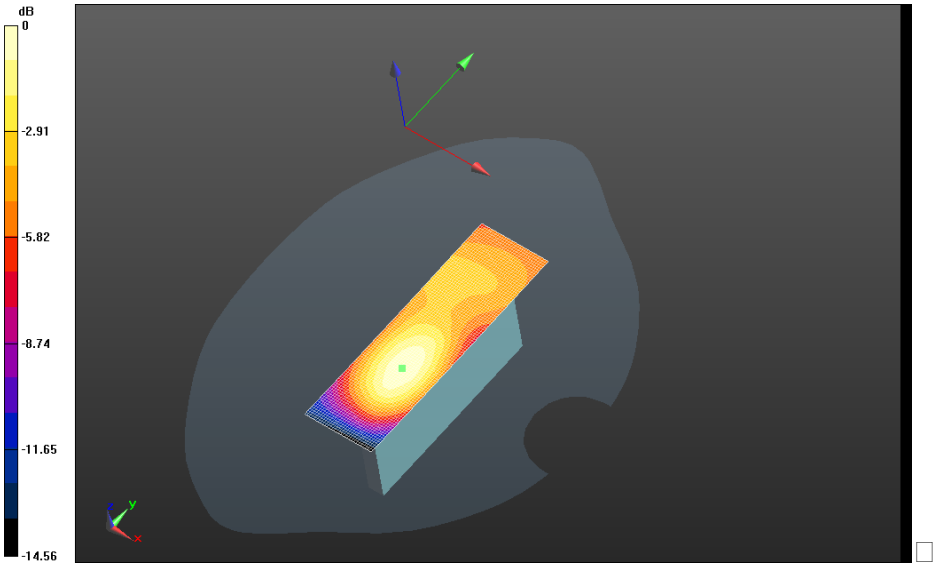

0 dB = 0.585 W/kg = -2.33 dBW/kg

This report shall NOT be reproduced except in full without the written consent of RIM Testing Services
Copyright 2005-2013, RIM Testing Services, a division of Research In Motion Limited

MHS_10mm_Body_SAR_Configuration/MHS_10mm_Spacer_Device_Left_UMTS_II_Mid_chan_Amb_Temp_23.4C_Liq_Temp_22.3C/Area Scan (31x101x1):
Interpolated grid: dx=1.500 mm, dy=1.500 mm
Reference Value = 13.038 V/m; **Power Drift = 0.109 dB**

Fast SAR: SAR(1g) = 0.356 W/kg; SAR(10g) = 0.198 W/kg; Secondary SAR(1g) = 0.212 W/kg
Maximum value of SAR (interpolated) = 0.407 W/kg

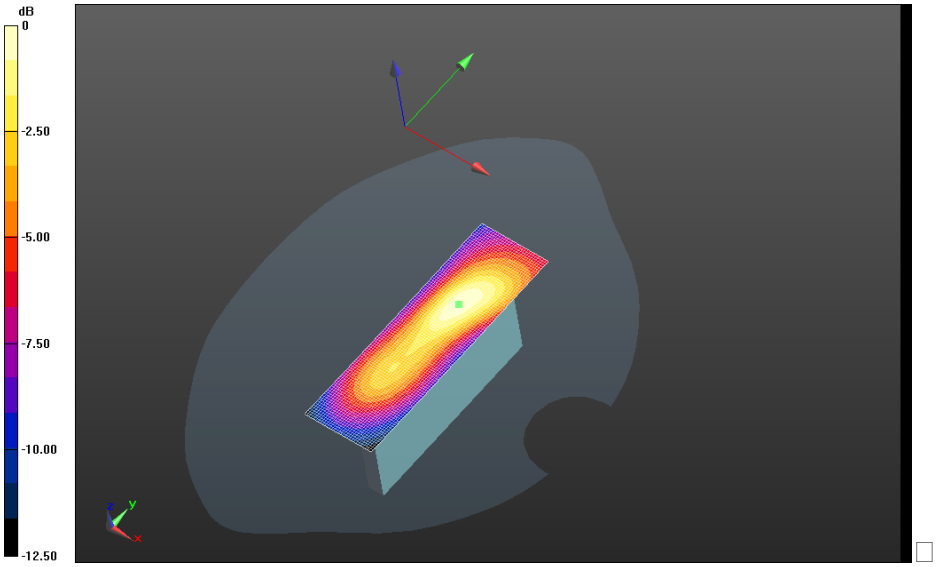

0 dB = 0.171 W/kg = -7.67 dBW/kg

This report shall NOT be reproduced except in full without the written consent of RIM Testing Services
Copyright 2005-2013, RIM Testing Services, a division of Research In Motion Limited

MHS_10mm_Body_SAR_Configuration/MHS_10mm_Spacer_Device_Bottom_UMTS_II_Mid_chan_Amb_Temp_23.4C_Liq_Temp_22.3C/Area Scan (61x61x1):
Interpolated grid: dx=1.500 mm, dy=1.500 mm
Reference Value = 17.292 V/m; **Power Drift = 0.058 dB**

Fast SAR: SAR(1g) = 0.556 W/kg; SAR(10g) = 0.304 W/kg; Secondary SAR(1g) = 0.212 W/kg
Maximum value of SAR (interpolated) = 0.640 W/kg

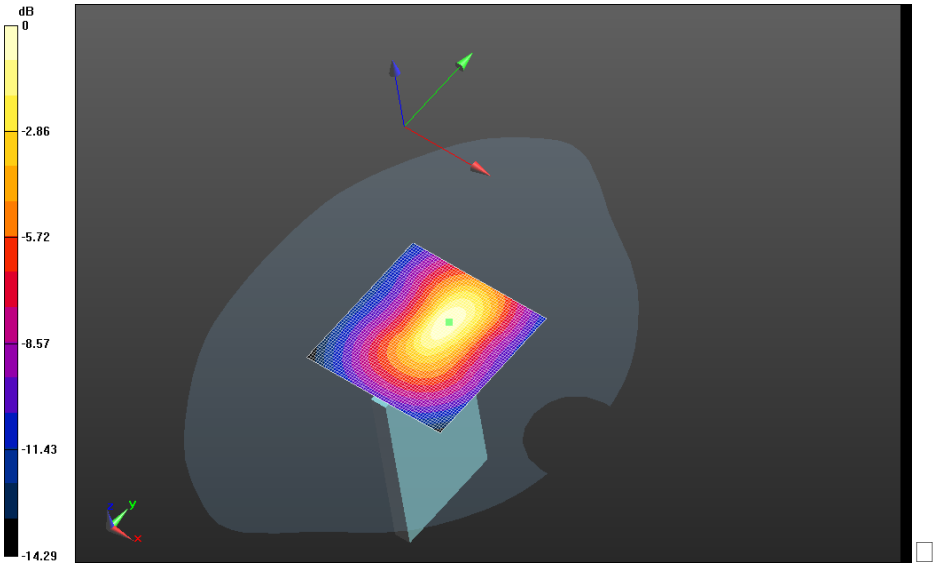

0 dB = 0.407 W/kg = -3.90 dBW/kg

This report shall NOT be reproduced except in full without the written consent of RIM Testing Services
Copyright 2005-2013, RIM Testing Services, a division of Research In Motion Limited

MHS_10mm_Body_SAR_Configuration/MHS_10mm_Spacer_Device_Back+HS_UMTS_II_Mid_chan_Amb_Temp_23.4C_Liq_Temp_22.5C 2/Area Scan (61x101x1):
Interpolated grid: dx=1.500 mm, dy=1.500 mm
Reference Value = 10.535 V/m; **Power Drift = -0.059 dB**

MHS_10mm_Body_SAR_Configuration/MHS_10mm_Spacer_Device_Back+HS_UMTS_II_Mid_chan_Amb_Temp_23.4C_Liq_Temp_22.5C 2/Zoom Scan (5x5x7) (26x26x36)/Cube 0: Interpolated grid: dx=1.500 mm, dy=1.500 mm, dz=1.000 mm

Reference Value = 10.535 V/m; **Power Drift = -0.059 dB**

Averaged SAR: SAR(1g) = 1.03 W/kg; SAR(10g) = 0.606 W/kg
Maximum value of SAR (interpolated) = 1.61 W/kg

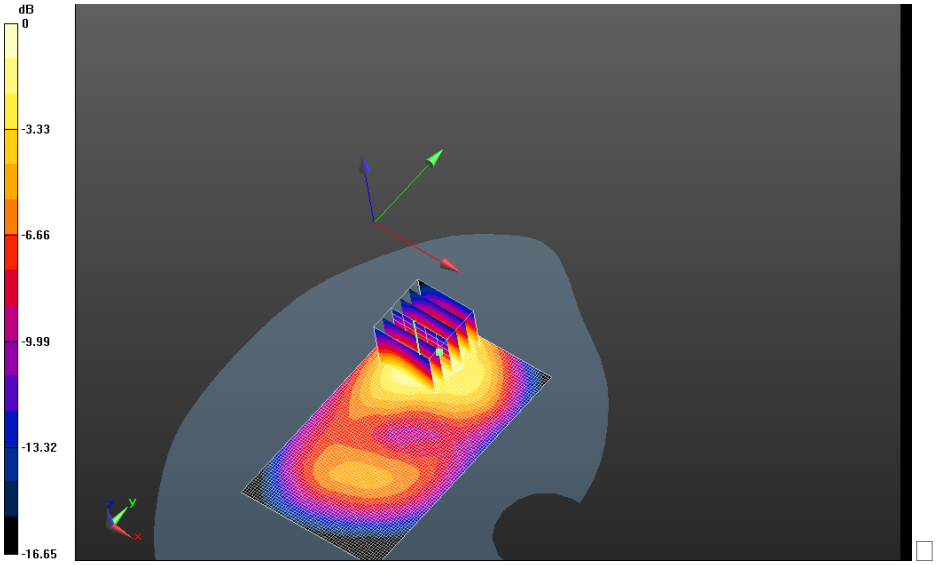

0 dB = 0.640 W/kg = -1.94 dBW/kg

This report shall NOT be reproduced except in full without the written consent of RIM Testing Services
Copyright 2005-2013, RIM Testing Services, a division of Research In Motion Limited

MHS_10mm_Body_SAR_Configuration/MHS_10mm_Spacer_Device_Back_2100mA_UMTS_II_High_chan_Amb_Temp_23.4C_Liq_Temp_22.5C/Area Scan (61x101x1): Interpolated grid: dx=1.500 mm, dy=1.500 mm
Reference Value = 11.081 V/m; **Power Drift = 0.102 dB**

MHS_10mm_Body_SAR_Configuration/MHS_10mm_Spacer_Device_Back_2100mA_UMTS_II_High_chan_Amb_Temp_23.4C_Liq_Temp_22.5C/Zoom Scan (5x5x7) (26x26x36)/Cube 0: Interpolated grid: dx=1.500 mm, dy=1.500 mm, dz=1.000 mm

Reference Value = 11.081 V/m; **Power Drift = 0.102 dB**

Averaged SAR: SAR(1g) = 1.13 W/kg; SAR(10g) = 0.668 W/kg
Maximum value of SAR (interpolated) = 1.78 W/kg

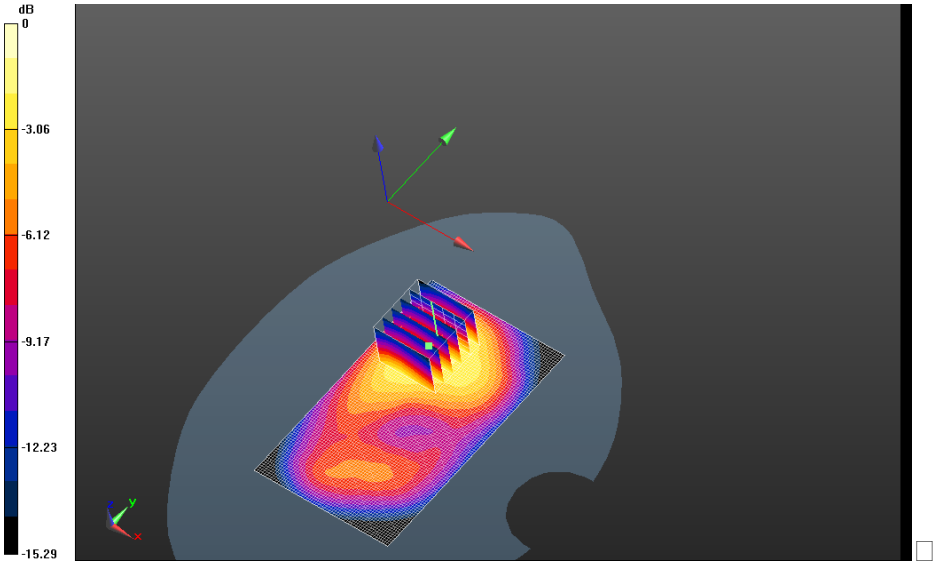

0 dB = 1.09 W/kg = 0.37 dBW/kg

This report shall NOT be reproduced except in full without the written consent of RIM Testing Services
Copyright 2005-2013, RIM Testing Services, a division of Research In Motion Limited

MHS_10mm_Body_SAR_Configuration/MHS_10mm_Spacer_Device_Back_2nd_scan_UMTS_II_High_chan_Amb_Temp_23.4C_Liq_Temp_22.5C/Area Scan (61x101x1): Interpolated grid: dx=1.500 mm, dy=1.500 mm
Reference Value = 10.466 V/m; **Power Drift = 0.087 dB**

MHS_10mm_Body_SAR_Configuration/MHS_10mm_Spacer_Device_Back_2nd_scan_UMTS_II_High_chan_Amb_Temp_23.4C_Liq_Temp_22.5C/Zoom Scan (5x5x7) (26x26x36)/Cube 0: Interpolated grid: dx=1.500 mm, dy=1.500 mm, dz=1.000 mm

Reference Value = 10.466 V/m; **Power Drift = 0.087 dB**

Averaged SAR: SAR(1g) = 1.30 W/kg; SAR(10g) = 0.728 W/kg
Maximum value of SAR (interpolated) = 2.09 W/kg

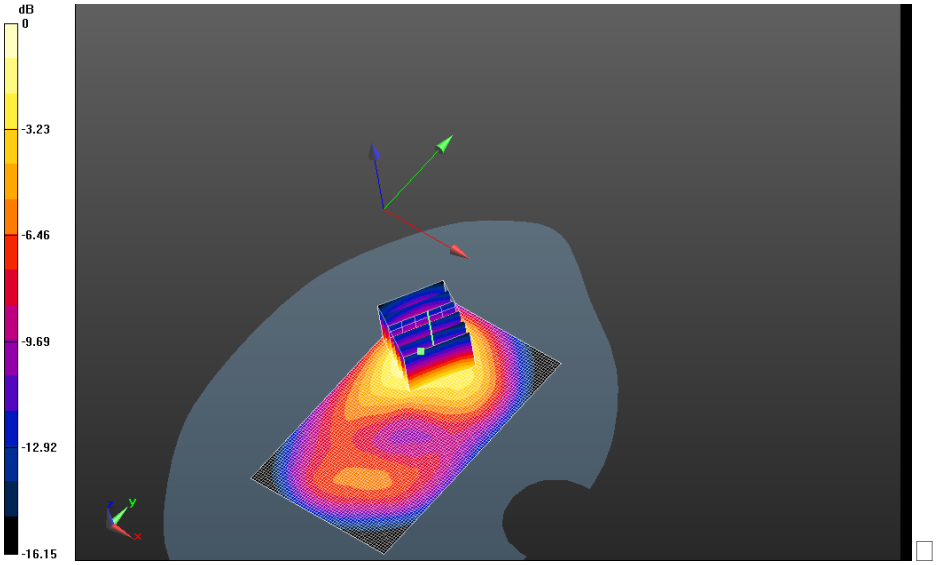

0 dB = 1.24 W/kg = 0.93 dBW/kg

This report shall NOT be reproduced except in full without the written consent of RIM Testing Services
Copyright 2005-2013, RIM Testing Services, a division of Research In Motion Limited

802.11b

This report shall NOT be reproduced except in full without the written consent of RIM Testing Services
Copyright 2005-2013, RIM Testing Services, a division of Research In Motion Limited

Date: 1/21/2013

Test Lab: RIM Testing Services

DUT Name: BlackBerry Smartphone_Left_Right Side, Type: Sample , Serial: 25CF0AD9

Configuration: Flat-Section MSL_MHS_Body_SAR_Left_Right_802.11b

Communication System: 802.11 b (2450); Communication System Band: 802.11 b; Frequency: 2437 MHz

Medium Parameters used: f=2437 MHz; σ = 1.889 S/m; ε_r = 51.148; ρ = 1.000 g/cm^3

Phantom section: Flat Section

DASY Configuration:

- Probe: ET3DV6 - SN1644; ConvF: (4.11,4.11,4.11); Calibrated: 11/13/2012;
- Sensor-Surface: 4 mm (Mechanical Surface Detection)
- Electronics: DAE3 Sn472; Calibrated: 3/7/2012
- Phantom: SAM 2; Type: SAM 4.0; Serial: 1080
- DASY52 52.8.4(1052); SEMCAD X Version 14.6.8 (7028)

Flat-Section MSL_MHS_Body_SAR_Left_Right/Device Left_10mm_Amb_Temp_23.8C_Liquid_Temp_22.0C/Area Scan (41x101x1): Interpolated grid: dx=1.200 mm, dy=1.200 mm

Maximum value of SAR (interpolated) = 0.317 W/kg

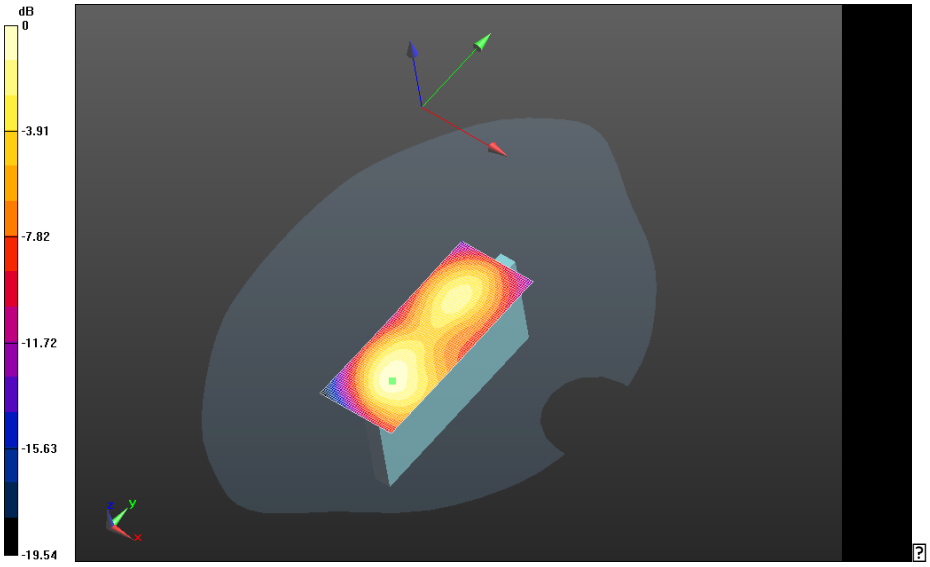

0 dB = 0.317 W/kg = -4.99 dBW/kg

This report shall NOT be reproduced except in full without the written consent of RIM Testing Services
Copyright 2005-2013, RIM Testing Services, a division of Research In Motion Limited

Flat-Section MSL_MHS_Body_SAR_Left_Right/Device Right_10mm_Amb_Temp_23.3C_Liquid_Temp_21.4C/Area Scan (41x101x1): Interpolated grid: dx=1.200 mm, dy=1.200 mm
Maximum value of SAR (interpolated) = 0.0918 W/kg

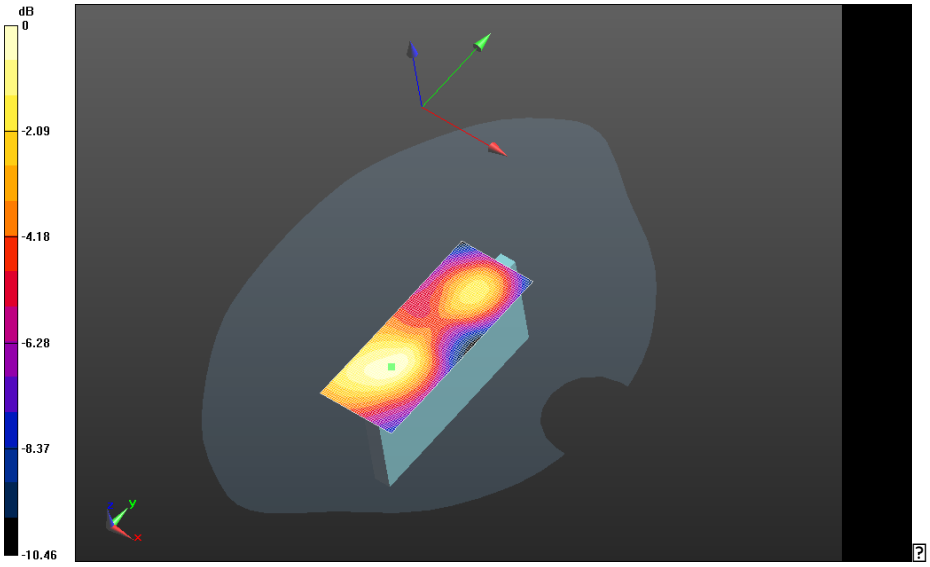

0 dB = 0.317 W/kg = -4.99 dBW/kg

This report shall NOT be reproduced except in full without the written consent of RIM Testing Services
Copyright 2005-2013, RIM Testing Services, a division of Research In Motion Limited

Date: 1/21/2013

Test Lab: RIM Testing Services

DUT Name: BlackBerry Smartphone, Type: Sample , Serial: 25CF0AD9

Configuration: Flat-Section MSL_MHS_Body_SAR_802.11b

Communication System: 802.11 b (2450); Communication System Band: 802.11 b; Frequency: 2437 MHz

Medium Parameters used: f=2437 MHz; σ = 1.889 S/m; ε_r = 51.148; ρ = 1.000 g/cm^3

Phantom section: Flat Section

DASY Configuration:

- Probe: ET3DV6 - SN1644; ConvF: (4.11,4.11,4.11); Calibrated: 11/13/2012;
- Sensor-Surface: 4 mm (Mechanical Surface Detection)
- Electronics: DAE3 Sn472; Calibrated: 3/7/2012
- Phantom: SAM 2; Type: SAM 4.0; Serial: 1080
- DASY52 52.8.4(1052); SEMCAD X Version 14.6.8 (7028)

Flat-Section MSL_MHS_Body_SAR/Device Front_10mm_Amb_Temp_23.7C_Liquid_Temp_22.1C/Area Scan (71x101x1): Interpolated grid: dx=1.200 mm, dy=1.200 mm

Maximum value of SAR (interpolated) = 0.114 W/kg

This report shall NOT be reproduced except in full without the written consent of RIM Testing Services
Copyright 2005-2013, RIM Testing Services, a division of Research In Motion Limited

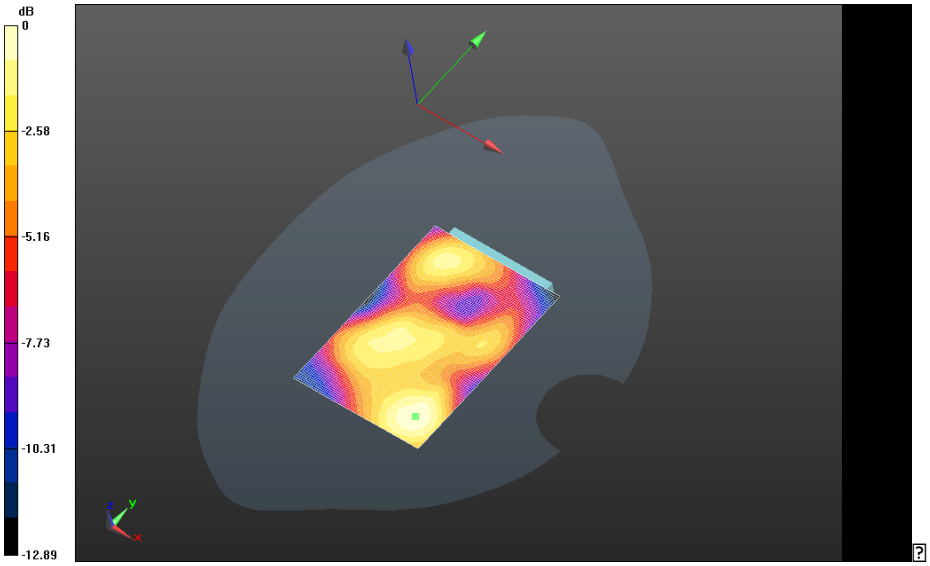

0 dB = 0.833 W/kg = -0.79 dBW/kg

This report shall NOT be reproduced except in full without the written consent of RIM Testing Services
Copyright 2005-2013, RIM Testing Services, a division of Research In Motion Limited

Flat-Section MSL_MHS_Body_SAR/Device Top_10mm_Amb_Temp_23.4C_Liquid_Temp_21.4C/Area Scan (41x71x1): Interpolated grid: dx=1.200 mm, dy=1.200 mm
Maximum value of SAR (interpolated) = 0.258 W/kg

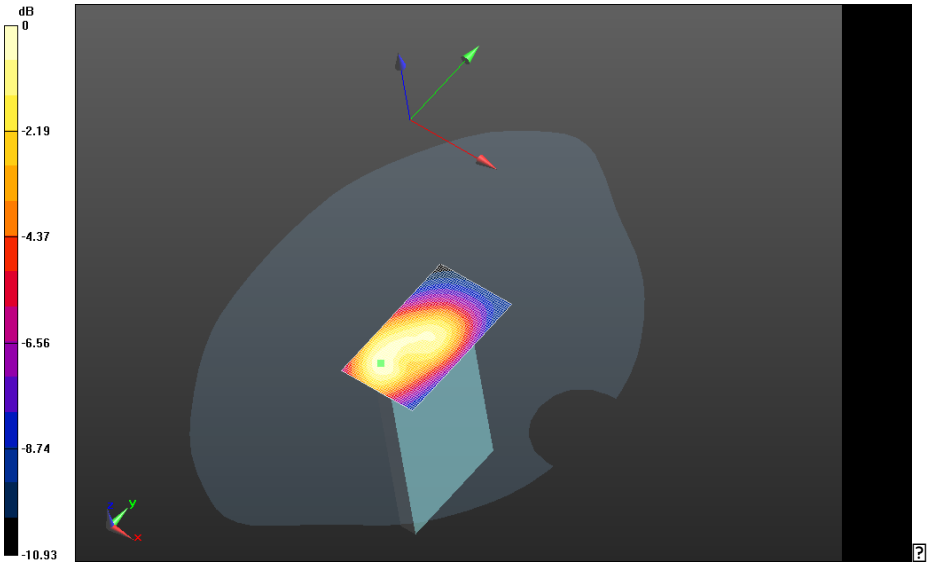

0 dB = 0.114 W/kg = -9.43 dBW/kg

This report shall NOT be reproduced except in full without the written consent of RIM Testing Services
Copyright 2005-2013, RIM Testing Services, a division of Research In Motion Limited

Date: 2/28/2013

Test Lab: RIM Testing Services
DUT Name: BlackBerry Smartphone_Top_Bottom, Type: Sample , Serial: 2AB01FAD

Configuration: Flat-Section MSL_MHS_Body_SAR 802.11b Rev3-02

Communication System: 802.11 b (2450); Communication System Band: 802.11 b; Frequency: 2437 MHz
Medium Parameters used: f=2437 MHz; σ = 1.919 S/m; ε_r = 50.246; ρ = 1.000 g/cm^3
Phantom section: Flat Section

DASY Configuration:

- Probe: ES3DV3 - SN3225; ConvF: (4.35,4.35,4.35); Calibrated: 1/10/2013;
- Sensor-Surface: 3 mm (Mechanical Surface Detection)
- Electronics: DAE3 Sn472; Calibrated: 3/7/2012
- Phantom: SAM 2; Type: SAM 4.0; Serial: 1080
- DASY52 52.8.4(1052); SEMCAD X Version 14.6.8 (7028)

Flat-Section MSL_MHS_Body_SAR 802.11b Rev3-02/Device Back_10mm_802.11b_Chan_6_Amb_Temp_24.2C_Liquid_Temp_20.5C/Area Scan (71x101x1):
Interpolated grid: dx=1.200 mm, dy=1.200 mm
Maximum value of SAR (interpolated) = 0.491 W/kg

Flat-Section MSL_MHS_Body_SAR 802.11b Rev3-02/Device Back_10mm_802.11b_Chan_6_Amb_Temp_24.2C_Liquid_Temp_20.5C/Zoom Scan (31x31x36)/Cube 0: Interpolated grid: dx=1.000 mm, dy=1.000 mm, dz=1.000 mm
Reference Value = 6.386 V/m; **Power Drift = -0.039 dB**

Averaged SAR: SAR(1g) = 0.374 W/kg; SAR(10g) = 0.178 W/kg
Maximum value of SAR (interpolated) = 0.785 W/kg

This report shall NOT be reproduced except in full without the written consent of RIM Testing Services
Copyright 2005-2013, RIM Testing Services, a division of Research In Motion Limited

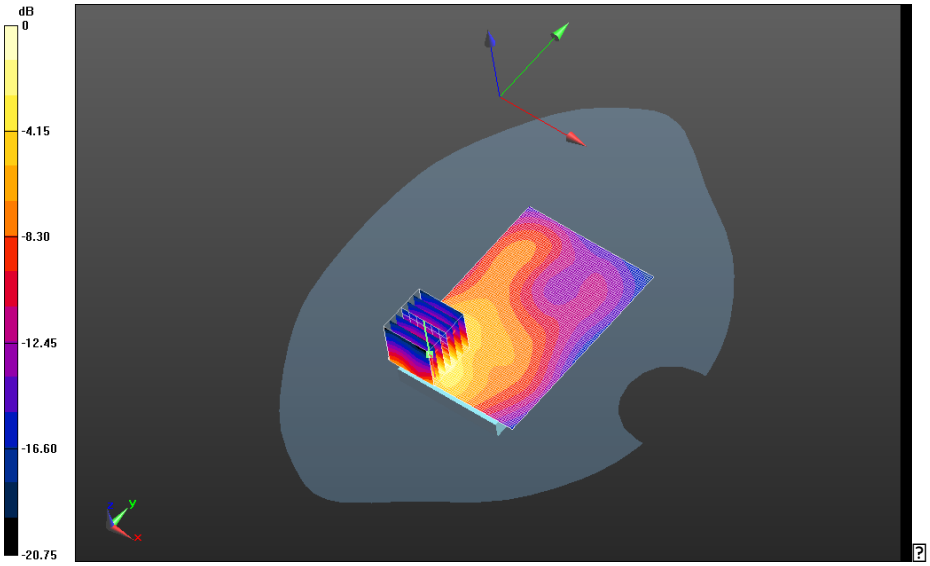

0 dB = 0.481 W/kg = -3.18 dBW/kg

This report shall NOT be reproduced except in full without the written consent of RIM Testing Services
Copyright 2005-2013, RIM Testing Services, a division of Research In Motion Limited

Flat-Section MSL_MHS_Body_SAR 802.11b Rev3-02/Device Back_10mm_Headset_802.11b_Chan_6_Amb_Temp_23.6C_Liquid_Temp_20.6C/Area Scan (71x51x1): Interpolated grid: dx=1.200 mm, dy=1.200 mm
Maximum value of SAR (interpolated) = 0.325 W/kg

Flat-Section MSL_MHS_Body_SAR 802.11b Rev3-02/Device Back_10mm_Headset_802.11b_Chan_6_Amb_Temp_23.6C_Liquid_Temp_20.6C/Zoom Scan (31x31x36)/Cube 0: Interpolated grid: dx=1.000 mm, dy=1.000 mm, dz=1.000 mm
Reference Value = 5.456 V/m; **Power Drift = 0.016 dB**

Averaged SAR: SAR(1g) = 0.272 W/kg; SAR(10g) = 0.129 W/kg
Maximum value of SAR (interpolated) = 0.582 W/kg

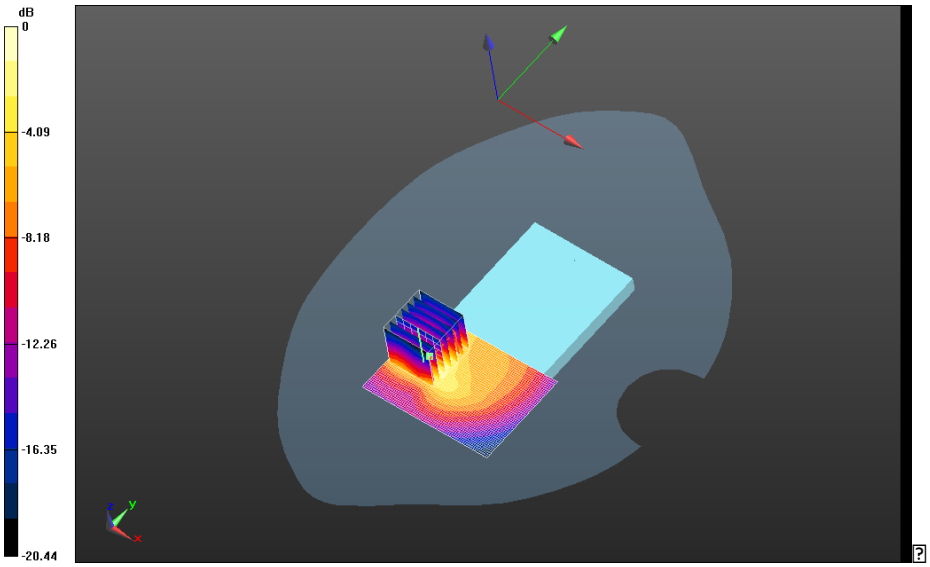

0 dB = 0.481 W/kg = -3.18 dBW/kg

This report shall NOT be reproduced except in full without the written consent of RIM Testing Services
Copyright 2005-2013, RIM Testing Services, a division of Research In Motion Limited

Flat-Section MSL_MHS_Body_SAR 802.11b Rev3-02/Device Back_10mm_802.11b_Chan_6_2100mA_Batt_Amb_Temp_23.3C_Liquid_Temp_20.6C/Area Scan (71x51x1): Interpolated grid: dx=1.200 mm, dy=1.200 mm
Maximum value of SAR (interpolated) = 0.478 W/kg

Flat-Section MSL_MHS_Body_SAR 802.11b Rev3-02/Device Back_10mm_802.11b_Chan_6_2100mA_Batt_Amb_Temp_23.3C_Liquid_Temp_20.6C/Zoom Scan (31x31x36)/Cube 0: Interpolated grid: dx=1.000 mm, dy=1.000 mm, dz=1.000 mm
Reference Value = 6.780 V/m; **Power Drift = 0.071 dB**

Averaged SAR: SAR(1g) = 0.371 W/kg; SAR(10g) = 0.175 W/kg
Maximum value of SAR (interpolated) = 0.784 W/kg

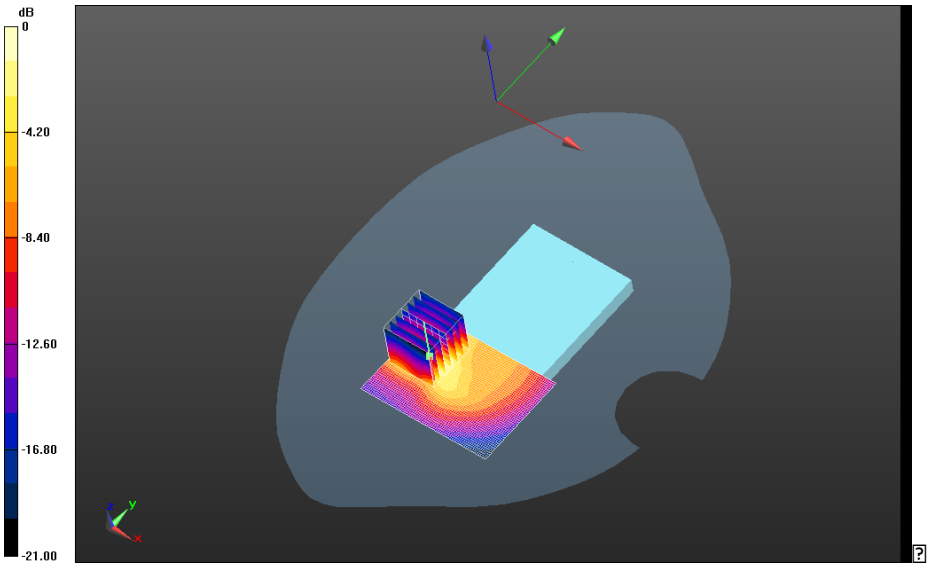

0 dB = 0.355 W/kg = -4.50 dBW/kg

This report shall NOT be reproduced except in full without the written consent of RIM Testing Services
Copyright 2005-2013, RIM Testing Services, a division of Research In Motion Limited

Bluetooth

This report shall NOT be reproduced except in full without the written consent of RIM Testing Services
Copyright 2005-2013, RIM Testing Services, a division of Research In Motion Limited

Date: 1/22/2013

Test Lab: RIM Testing Services
DUT Name: BlackBerry Smartphone, Type: Sample , Serial: 25CF0BA5

Configuration: Flat-Section MSL_MHS_Body_SAR

Communication System: Bluetooth; Communication System Band: Exported from older format (data unavailable - please correct).; Frequency: 2441 MHz
Medium Parameters used: f=2441 MHz; σ = 1.894 S/m; ε_r = 51.135; ρ = 1.000 g/cm^3
Phantom section: Flat Section

DASY Configuration:

- Probe: ET3DV6 - SN1644; ConvF: (4.11,4.11,4.11); Calibrated: 11/13/2012;
- Sensor-Surface: 4 mm (Mechanical Surface Detection)
- Electronics: DAE3 Sn472; Calibrated: 3/7/2012
- Phantom: SAM 2; Type: SAM 4.0; Serial: 1080
- DASY52 52.8.4(1052); SEMCAD X Version 14.6.8 (7028)

Flat-Section MSL_MHS_Body_SAR/Device Back_10mm_Amb_Temp_24.0C_Liquid_Temp_22C/Area Scan (71x101x1):
Interpolated grid: dx=1.200 mm, dy=1.200 mm
Reference Value = 0.224 V/m; **Power Drift = -0.011 dB**

Flat-Section MSL_MHS_Body_SAR/Device Back_10mm_Amb_Temp_24.0C_Liquid_Temp_22C/Zoom Scan (36x51x36)/Cube 0: Interpolated grid: dx=1.000 mm, dy=1.000 mm, dz=1.000 mm

Reference Value = 0.224 V/m; **Power Drift = -0.011 dB**

Averaged SAR: SAR(1g) = 0.000246 W/kg; SAR(10g) = 0.0000593 W/kg
Maximum value of SAR (interpolated) = 0.00692 W/kg

This report shall NOT be reproduced except in full without the written consent of RIM Testing Services
Copyright 2005-2013, RIM Testing Services, a division of Research In Motion Limited

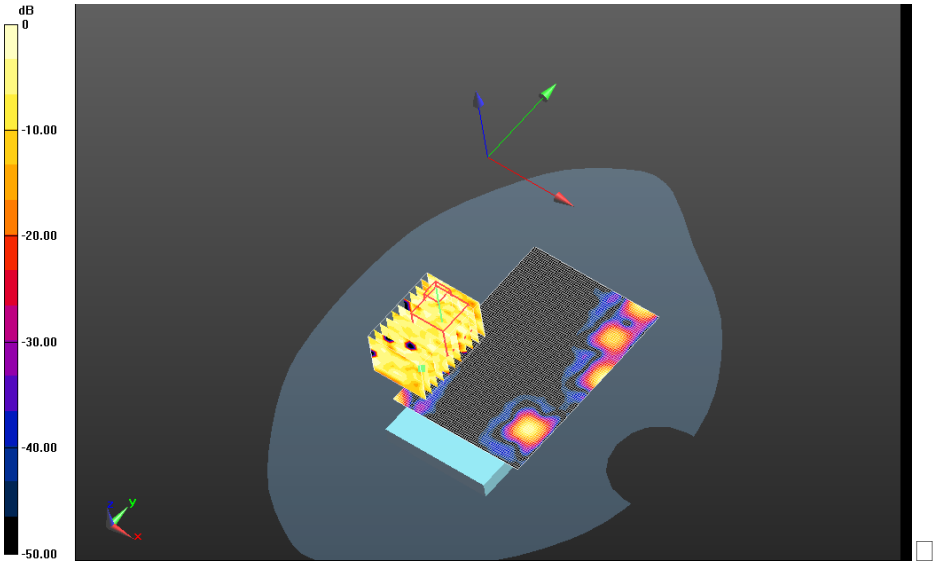

0 dB = 0.00692 W/kg = -21.60 dBW/kg

This report shall NOT be reproduced except in full without the written consent of RIM Testing Services
Copyright 2005-2013, RIM Testing Services, a division of Research In Motion Limited

Flat-Section MSL_MHS_Body_SAR/Device Top_10mm_Amb_Temp_23.4C_Liquid_Temp_21.4C/Area Scan (41x71x1):
Interpolated grid: dx=1.200 mm, dy=1.200 mm
Reference Value = 0.470 V/m; **Power Drift = 0.140 dB**

Fast SAR: SAR(1g) = 0.00120 W/kg; SAR(10g) = 0.000254 W/kg; Secondary SAR(1g) = 0.000389 W/kg
Maximum value of SAR (interpolated) = 0.00411 W/kg

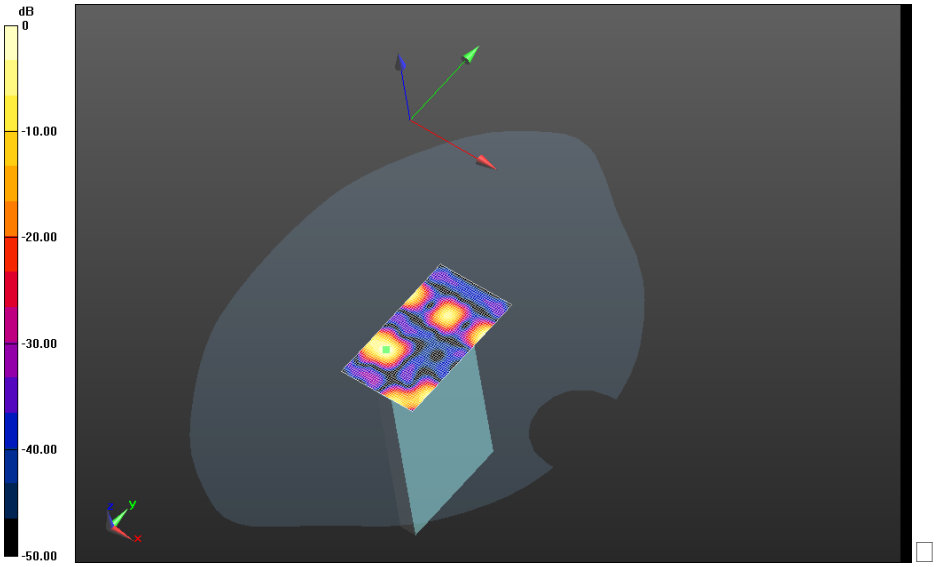

0 dB = 0.00692 W/kg = -21.60 dBW/kg

This report shall NOT be reproduced except in full without the written consent of RIM Testing Services
Copyright 2005-2013, RIM Testing Services, a division of Research In Motion Limited

Z axis plot for the worst case hot spot configuration

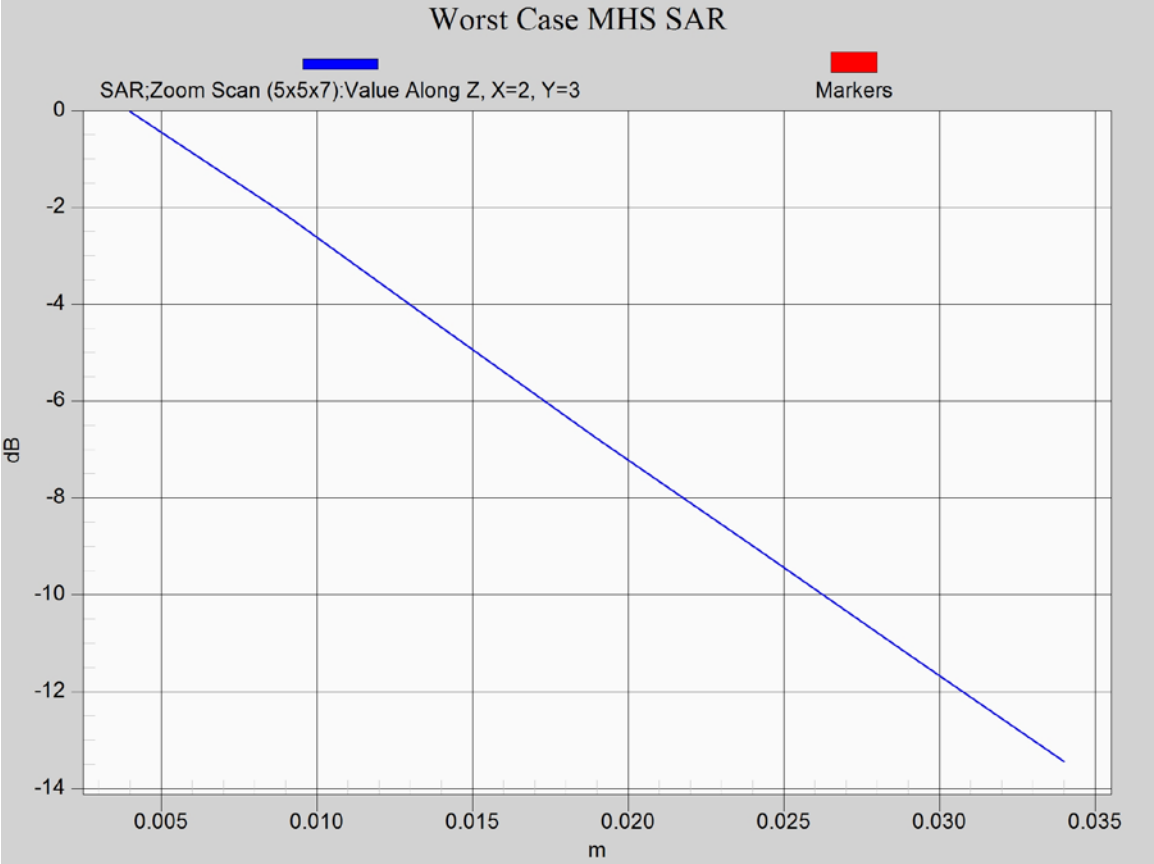

This report shall NOT be reproduced except in full without the written consent of RIM Testing Services
Copyright 2005-2013, RIM Testing Services, a division of Research In Motion Limited