APPENDIX C2: SAR DISTRIBUTION PLOTS FOR HOTSPOT CONFIGURATION

This report shall NOT be reproduced except in full without the written consent of RIM Testing Services
Copyright 2005-20133, RIM Testing Services, a division of Research In Motion Limited

LTE Band 25 Full Power

This report shall NOT be reproduced except in full without the written consent of RIM Testing Services
Copyright 2005-20133, RIM Testing Services, a division of Research In Motion Limited

Date: 4/3/2013

Test Lab: RIM Testing Services
DUT Name: BlackBerry Smartphone, Type: Sample , Serial: 333CB445

Configuration: Mobile Hot Spot MSL - LTE Band 25

Communication System: LTE band 25; Communication System Band: LTE band 25; Frequency: 1860 MHz
Medium Parameters used: f=1860 MHz; σ = 1.524 S/m; ε_r = 50.723; ρ = 1.000 g/cm^3
Phantom section: Flat Section

DASY Configuration:

- Probe: ES3DV3 - SN3225; ConvF: (5.04,5.04,5.04); Calibrated: 1/10/2013;
- Sensor-Surface: 3 mm (Mechanical Surface Detection)
- Electronics: DAE4 Sn881; Calibrated: 1/14/2013
- Phantom: SAM 2; Type: SAM 4.0; Serial: 1080
- DASY52 52.8.4(1052); SEMCAD X Version 14.6.8 (7028)

Mobile Hot Spot MSL - LTE Band 25/10mm Device Back - LTE_25_chan26140_RB1_Off0_amb_temp_23.6C_liq_temp_21.3C/Area Scan (61x91x1):
Interpolated grid: dx=1.500 mm, dy=1.500 mm
Maximum value of SAR (interpolated) = 0.943 W/kg

Mobile Hot Spot MSL - LTE Band 25/10mm Device Back - LTE_25_chan26140_RB1_Off0_amb_temp_23.6C_liq_temp_21.3C/Zoom Scan (21x21x36)/Cube 0: Interpolated grid: dx=1.500 mm, dy=1.500 mm, dz=1.000 mm
Reference Value = 10.315 V/m; **Power Drift = -0.144 dB**

Averaged SAR: SAR(1g) = 0.844 W/kg; SAR(10g) = 0.496 W/kg
Maximum value of SAR (interpolated) = 1.37 W/kg

Mobile Hot Spot MSL - LTE Band 25/10mm Device Back - LTE_25_chan26140_RB1_Off0_amb_temp_23.6C_liq_temp_21.3C/Zoom Scan 2 (31x36x36)/Cube 0: Interpolated grid: dx=1.500 mm, dy=1.500 mm, dz=1.000 mm
Reference Value = 10.315 V/m; **Power Drift = -0.108 dB**

Averaged SAR: SAR(1g) = 0.766 W/kg; SAR(10g) = 0.449 W/kg
Maximum value of SAR (interpolated) = 1.26 W/kg

This report shall NOT be reproduced except in full without the written consent of RIM Testing Services
Copyright 2005-20133, RIM Testing Services, a division of Research In Motion Limited

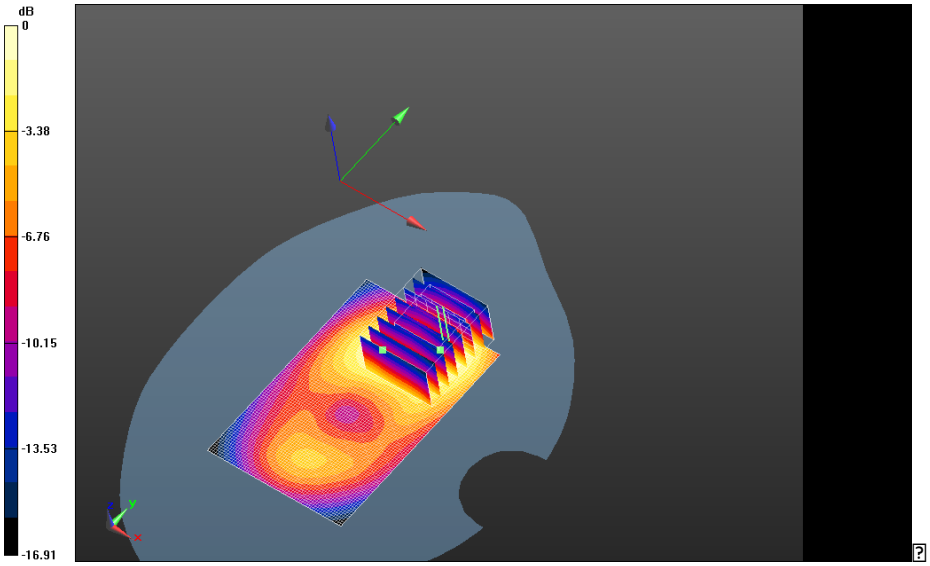

0 dB = 0.923 W/kg = -0.35 dBW/kg

This report shall NOT be reproduced except in full without the written consent of RIM Testing Services
Copyright 2005-20133, RIM Testing Services, a division of Research In Motion Limited

Mobile Hot Spot MSL - LTE Band 25/10mm Device Back - LTE_25_chan26365_RB1_Off50_amb_temp_23.6C_liq_temp_21.3C/Area Scan (61x91x1):
Interpolated grid: dx=1.500 mm, dy=1.500 mm
Maximum value of SAR (interpolated) = 0.979 W/kg

Mobile Hot Spot MSL - LTE Band 25/10mm Device Back - LTE_25_chan26365_RB1_Off50_amb_temp_23.6C_liq_temp_21.3C/Zoom Scan (21x21x36)/Cube 0: Interpolated grid: dx=1.500 mm, dy=1.500 mm, dz=1.000 mm
Reference Value = 10.322 V/m; **Power Drift = 0.030 dB**

Averaged SAR: SAR(1g) = 0.887 W/kg; SAR(10g) = 0.506 W/kg
Maximum value of SAR (interpolated) = 1.57 W/kg

Mobile Hot Spot MSL - LTE Band 25/10mm Device Back - LTE_25_chan26365_RB1_Off50_amb_temp_23.6C_liq_temp_21.3C/Zoom Scan 2 (36x36x36)/Cube 0: Interpolated grid: dx=1.500 mm, dy=1.500 mm, dz=1.000 mm
Reference Value = 10.322 V/m; **Power Drift = 0.025 dB**

Averaged SAR: SAR(1g) = 0.858 W/kg; SAR(10g) = 0.501 W/kg
Maximum value of SAR (interpolated) = 1.41 W/kg

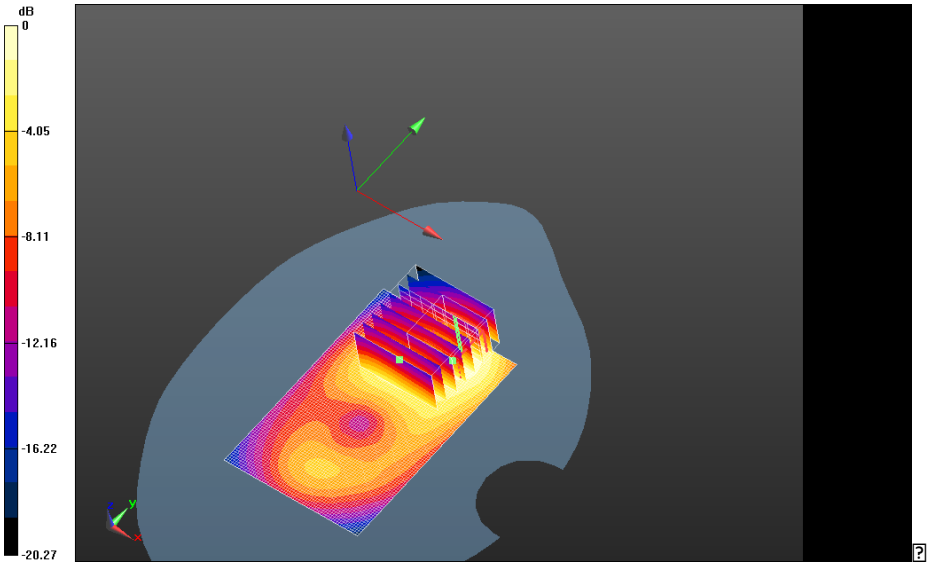

0 dB = 0.923 W/kg = -0.35 dBW/kg

This report shall NOT be reproduced except in full without the written consent of RIM Testing Services
Copyright 2005-20133, RIM Testing Services, a division of Research In Motion Limited

Mobile Hot Spot MSL - LTE Band 25/10mm Device Back - LTE_25_chan26590_RB1_Off99_amb_temp_23.6C_liq_temp_21.3C/Area Scan (61x91x1):
Interpolated grid: dx=1.500 mm, dy=1.500 mm
Maximum value of SAR (interpolated) = 1.04 W/kg

Mobile Hot Spot MSL - LTE Band 25/10mm Device Back - LTE_25_chan26590_RB1_Off99_amb_temp_23.6C_liq_temp_21.3C/Zoom Scan (21x21x36)/Cube 0: Interpolated grid: dx=1.500 mm, dy=1.500 mm, dz=1.000 mm
Reference Value = 11.439 V/m; **Power Drift = -0.031 dB**

Averaged SAR: SAR(1g) = 0.874 W/kg; SAR(10g) = 0.510 W/kg
Maximum value of SAR (interpolated) = 1.44 W/kg

Mobile Hot Spot MSL - LTE Band 25/10mm Device Back - LTE_25_chan26590_RB1_Off99_amb_temp_23.6C_liq_temp_21.3C/Zoom Scan 2 (36x36x36)/Cube 0: Interpolated grid: dx=1.500 mm, dy=1.500 mm, dz=1.000 mm
Reference Value = 11.439 V/m; **Power Drift = -0.00258 dB**

Averaged SAR: SAR(1g) = 0.848 W/kg; SAR(10g) = 0.496 W/kg
Maximum value of SAR (interpolated) = 1.40 W/kg

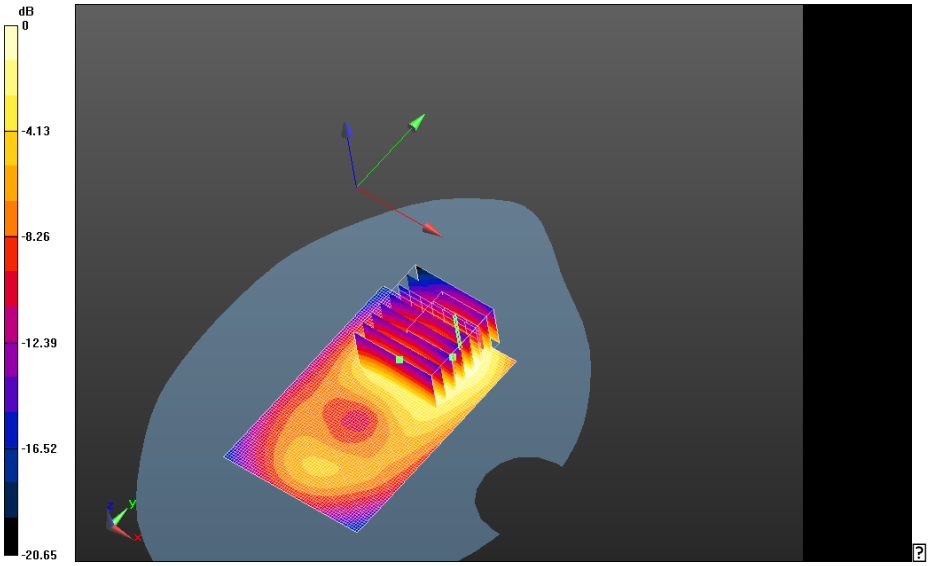

0 dB = 1.02 W/kg = 0.09 dBW/kg

This report shall NOT be reproduced except in full without the written consent of RIM Testing Services
Copyright 2005-20133, RIM Testing Services, a division of Research In Motion Limited

Mobile Hot Spot MSL - LTE Band 25/10mm Device Back - LTE_25_chan26590_RB50_Off50_amb_temp_23.6C_liq_temp_21.3C/Area Scan (61x91x1):
Interpolated grid: dx=1.500 mm, dy=1.500 mm
Maximum value of SAR (interpolated) = 0.752 W/kg

Mobile Hot Spot MSL - LTE Band 25/10mm Device Back - LTE_25_chan26590_RB50_Off50_amb_temp_23.6C_liq_temp_21.3C/Zoom Scan (26x26x36)/Cube 0: Interpolated grid: dx=1.500 mm, dy=1.500 mm, dz=1.000 mm
Reference Value = 22.435 V/m; **Power Drift = -0.085 dB**

Averaged SAR: SAR(1g) = 0.680 W/kg; SAR(10g) = 0.394 W/kg
Maximum value of SAR (interpolated) = 1.12 W/kg

Mobile Hot Spot MSL - LTE Band 25/10mm Device Back - LTE_25_chan26590_RB50_Off50_amb_temp_23.6C_liq_temp_21.3C/Zoom Scan 2 (31x31x36)/Cube 0: Interpolated grid: dx=1.500 mm, dy=1.500 mm, dz=1.000 mm
Reference Value = 22.435 V/m; **Power Drift = -0.108 dB**

Averaged SAR: SAR(1g) = 0.664 W/kg; SAR(10g) = 0.388 W/kg
Maximum value of SAR (interpolated) = 1.11 W/kg

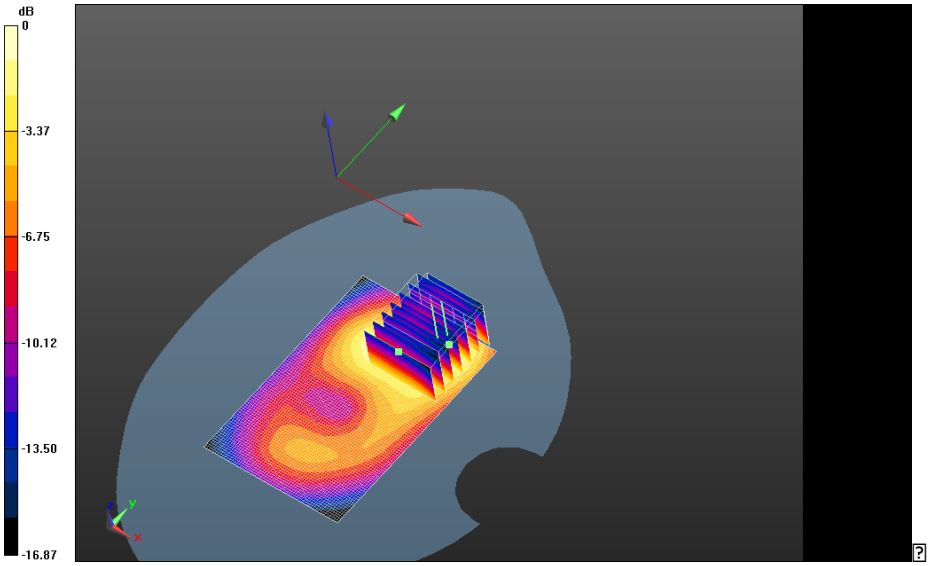

0 dB = 1.04 W/kg = 0.17 dBW/kg

This report shall NOT be reproduced except in full without the written consent of RIM Testing Services
Copyright 2005-20133, RIM Testing Services, a division of Research In Motion Limited

Mobile Hot Spot MSL - LTE Band 25/10mm Device Back - LTE_25_chan26590_RB100_Off0_amb_temp_23.6C_liq_temp_21.3C/Area Scan (61x91x1):
Interpolated grid: dx=1.500 mm, dy=1.500 mm
Maximum value of SAR (interpolated) = 0.754 W/kg

Mobile Hot Spot MSL - LTE Band 25/10mm Device Back - LTE_25_chan26590_RB100_Off0_amb_temp_23.6C_liq_temp_21.3C/Zoom Scan (26x26x36)/Cube 0: Interpolated grid: dx=1.500 mm, dy=1.500 mm, dz=1.000 mm
Reference Value = 22.239 V/m; **Power Drift = 0.295 dB**

Averaged SAR: SAR(1g) = 0.698 W/kg; SAR(10g) = 0.423 W/kg
Maximum value of SAR (interpolated) = 1.16 W/kg

Mobile Hot Spot MSL - LTE Band 25/10mm Device Back - LTE_25_chan26590_RB100_Off0_amb_temp_23.6C_liq_temp_21.3C/Zoom Scan 2 (31x31x36)/Cube 0: Interpolated grid: dx=1.500 mm, dy=1.500 mm, dz=1.000 mm
Reference Value = 22.239 V/m; **Power Drift = 0.510 dB**

Averaged SAR: SAR(1g) = 0.758 W/kg; SAR(10g) = 0.446 W/kg
Maximum value of SAR (interpolated) = 1.25 W/kg

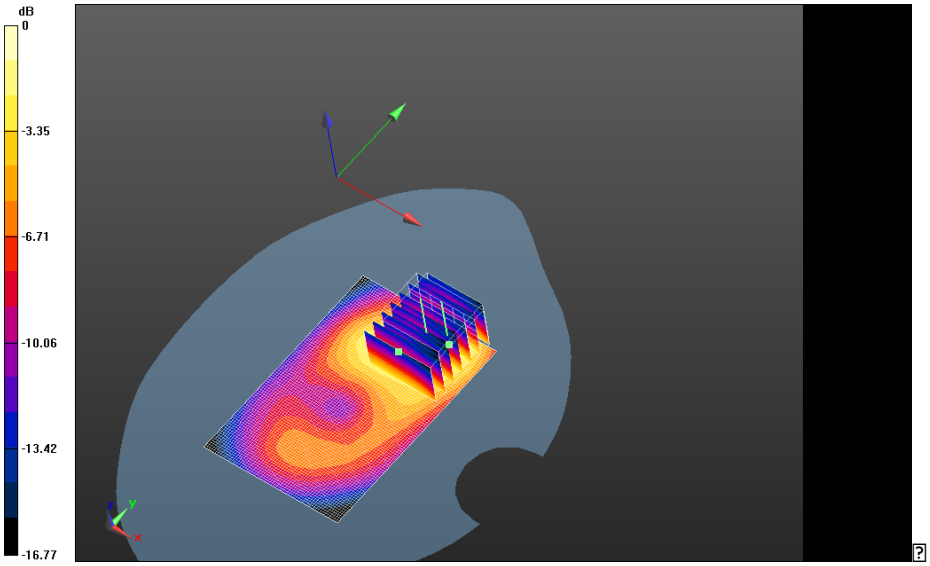

0 dB = 0.798 W/kg = -0.98 dBW/kg

This report shall NOT be reproduced except in full without the written consent of RIM Testing Services
Copyright 2005-20133, RIM Testing Services, a division of Research In Motion Limited

Mobile Hot Spot MSL - LTE Band 25/10mm Device Front - LTE_25_chan26365_RB1_Off50_amb_temp_23.6C_liq_temp_21.3C/Area Scan (61x111x1):
Interpolated grid: dx=1.500 mm, dy=1.500 mm
Maximum value of SAR (interpolated) = 0.735 W/kg

Mobile Hot Spot MSL - LTE Band 25/10mm Device Front - LTE_25_chan26365_RB1_Off50_amb_temp_23.6C_liq_temp_21.3C/Zoom Scan (26x26x36)/Cube 0: Interpolated grid: dx=1.500 mm, dy=1.500 mm, dz=1.000 mm
Reference Value = 21.980 V/m; **Power Drift = -0.043 dB**

Averaged SAR: SAR(1g) = 0.605 W/kg; SAR(10g) = 0.364 W/kg
Maximum value of SAR (interpolated) = 1.01 W/kg

Mobile Hot Spot MSL - LTE Band 25/10mm Device Front - LTE_25_chan26365_RB1_Off50_amb_temp_23.6C_liq_temp_21.3C/Zoom Scan 2 (21x21x36)/Cube 0: Interpolated grid: dx=1.500 mm, dy=1.500 mm, dz=1.000 mm
Reference Value = 21.980 V/m; **Power Drift = -0.105 dB**

Averaged SAR: SAR(1g) = 0.597 W/kg; SAR(10g) = 0.359 W/kg
Maximum value of SAR (interpolated) = 0.983 W/kg

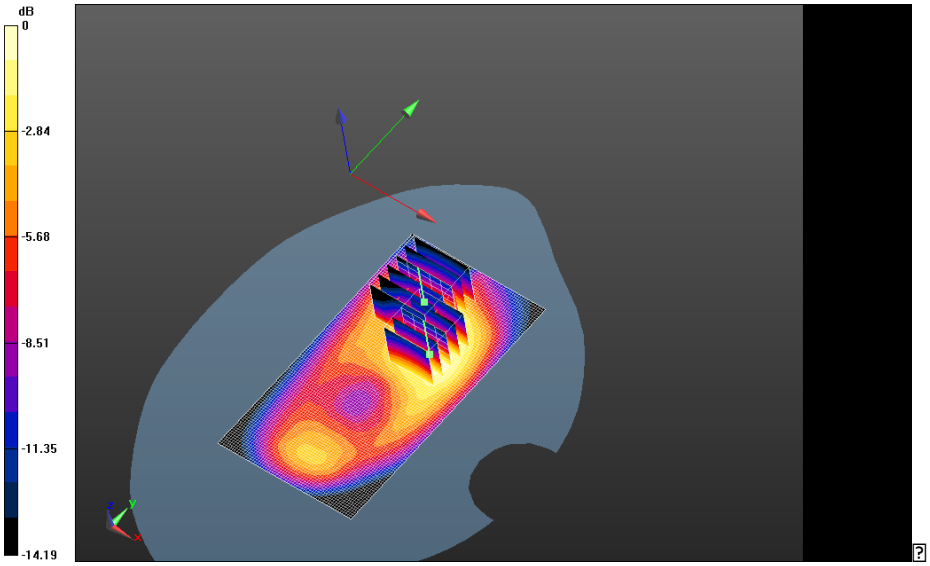

0 dB = 0.907 W/kg = -0.42 dBW/kg

This report shall NOT be reproduced except in full without the written consent of RIM Testing Services
Copyright 2005-20133, RIM Testing Services, a division of Research In Motion Limited

Mobile Hot Spot MSL - LTE Band 25/10mm Device Left - LTE_25_chan26365_RB1_Off50_amb_temp_23.6C_liq_temp_21.3C/Area Scan (31x111x1):
Interpolated grid: dx=1.500 mm, dy=1.500 mm
Maximum value of SAR (interpolated) = 0.136 W/kg

Mobile Hot Spot MSL - LTE Band 25/10mm Device Left - LTE_25_chan26365_RB1_Off50_amb_temp_23.6C_liq_temp_21.3C/Zoom Scan (21x21x36)/Cube 0: Interpolated grid: dx=1.500 mm, dy=1.500 mm, dz=1.000 mm
Reference Value = 9.753 V/m; **Power Drift = 0.062 dB**

Averaged SAR: SAR(1g) = 0.121 W/kg; SAR(10g) = 0.0755 W/kg
Maximum value of SAR (interpolated) = 0.186 W/kg

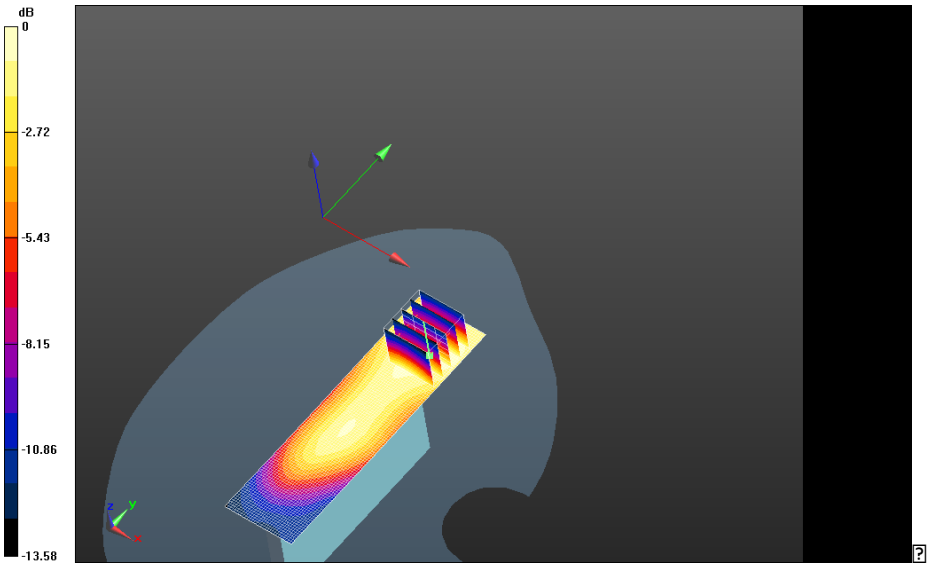

0 dB = 0.715 W/kg = -1.46 dBW/kg

This report shall NOT be reproduced except in full without the written consent of RIM Testing Services
Copyright 2005-20133, RIM Testing Services, a division of Research In Motion Limited

Mobile Hot Spot MSL - LTE Band 25/10mm Device Right - LTE_25_chan26365_RB1_Off50_amb_temp_23.6C_liq_temp_21.3C/Area Scan (31x111x1):
Interpolated grid: dx=1.500 mm, dy=1.500 mm
Maximum value of SAR (interpolated) = 0.318 W/kg

Mobile Hot Spot MSL - LTE Band 25/10mm Device Right - LTE_25_chan26365_RB1_Off50_amb_temp_23.6C_liq_temp_21.3C/Zoom Scan (21x21x36)/Cube 0: Interpolated grid: dx=1.500 mm, dy=1.500 mm, dz=1.000 mm
Reference Value = 14.636 V/m; **Power Drift = -0.027 dB**

Averaged SAR: SAR(1g) = 0.258 W/kg; SAR(10g) = 0.143 W/kg
Maximum value of SAR (interpolated) = 0.456 W/kg

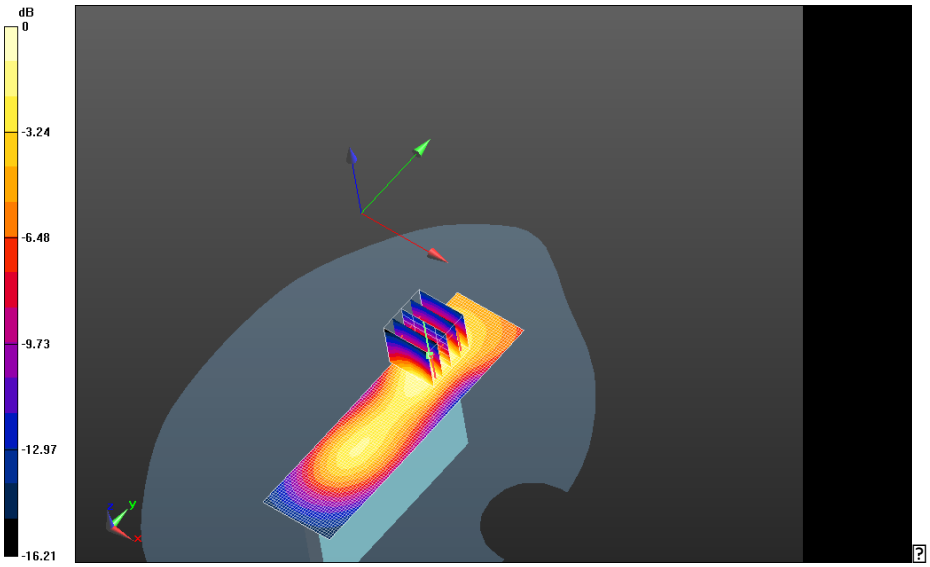

0 dB = 0.141 W/kg = -8.51 dBW/kg

This report shall NOT be reproduced except in full without the written consent of RIM Testing Services
Copyright 2005-20133, RIM Testing Services, a division of Research In Motion Limited

Mobile Hot Spot MSL - LTE Band 25/10mm Device Bottom - LTE_25_chan26140_RB1_Off0_amb_temp_23.3C_liq_temp_21.3C/Area Scan (31x71x1):
Interpolated grid: dx=1.500 mm, dy=1.500 mm
Maximum value of SAR (interpolated) = 1.15 W/kg

Mobile Hot Spot MSL - LTE Band 25/10mm Device Bottom - LTE_25_chan26140_RB1_Off0_amb_temp_23.3C_liq_temp_21.3C/Zoom Scan (21x21x36)/Cube 0: Interpolated grid: dx=1.500 mm, dy=1.500 mm, dz=1.000 mm
Reference Value = 24.938 V/m; **Power Drift = -0.021 dB**

Averaged SAR: SAR(1g) = 0.910 W/kg; SAR(10g) = 0.506 W/kg
Maximum value of SAR (interpolated) = 1.58 W/kg

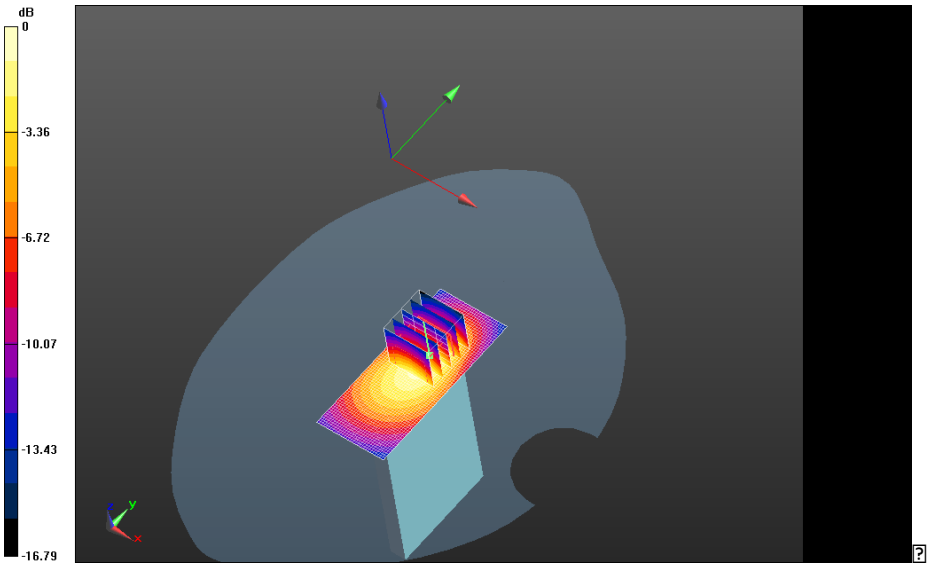

0 dB = 0.312 W/kg = -5.06 dBW/kg

This report shall NOT be reproduced except in full without the written consent of RIM Testing Services
Copyright 2005-20133, RIM Testing Services, a division of Research In Motion Limited

Mobile Hot Spot MSL - LTE Band 25/10mm Device Bottom - LTE_25_chan26365_RB1_Off50_amb_temp_23.6C_liq_temp_21.3C/Area Scan (31x71x1):
Interpolated grid: dx=1.500 mm, dy=1.500 mm
Maximum value of SAR (interpolated) = 1.12 W/kg

Mobile Hot Spot MSL - LTE Band 25/10mm Device Bottom - LTE_25_chan26365_RB1_Off50_amb_temp_23.6C_liq_temp_21.3C/Zoom Scan (21x21x36)/Cube 0: Interpolated grid: dx=1.500 mm, dy=1.500 mm, dz=1.000 mm
Reference Value = 24.534 V/m; **Power Drift = -0.056 dB**

Averaged SAR: SAR(1g) = 0.908 W/kg; SAR(10g) = 0.500 W/kg
Maximum value of SAR (interpolated) = 1.57 W/kg

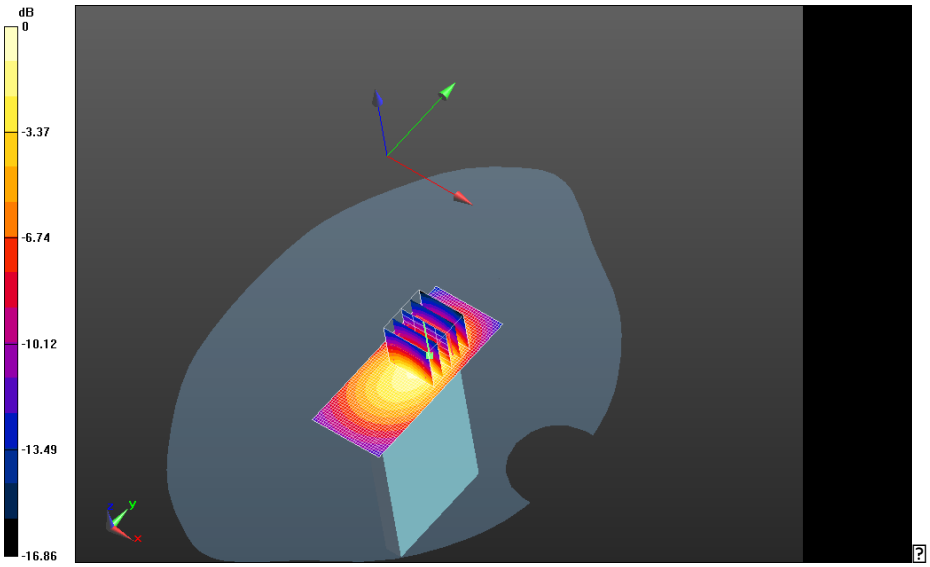

0 dB = 1.13 W/kg = 0.53 dBW/kg

This report shall NOT be reproduced except in full without the written consent of RIM Testing Services
Copyright 2005-20133, RIM Testing Services, a division of Research In Motion Limited

Mobile Hot Spot MSL - LTE Band 25/10mm Device Bottom - LTE_25_chan26590_RB1_Off99_amb_temp_23.3C_liq_temp_21.3C/Area Scan (31x71x1):
Interpolated grid: dx=1.500 mm, dy=1.500 mm
Maximum value of SAR (interpolated) = 1.17 W/kg

Mobile Hot Spot MSL - LTE Band 25/10mm Device Bottom - LTE_25_chan26590_RB1_Off99_amb_temp_23.3C_liq_temp_21.3C/Zoom Scan (21x21x36)/Cube 0: Interpolated grid: dx=1.500 mm, dy=1.500 mm, dz=1.000 mm
Reference Value = 23.518 V/m; **Power Drift = -0.022 dB**

Averaged SAR: SAR(1g) = 0.899 W/kg; SAR(10g) = 0.486 W/kg
Maximum value of SAR (interpolated) = 1.59 W/kg

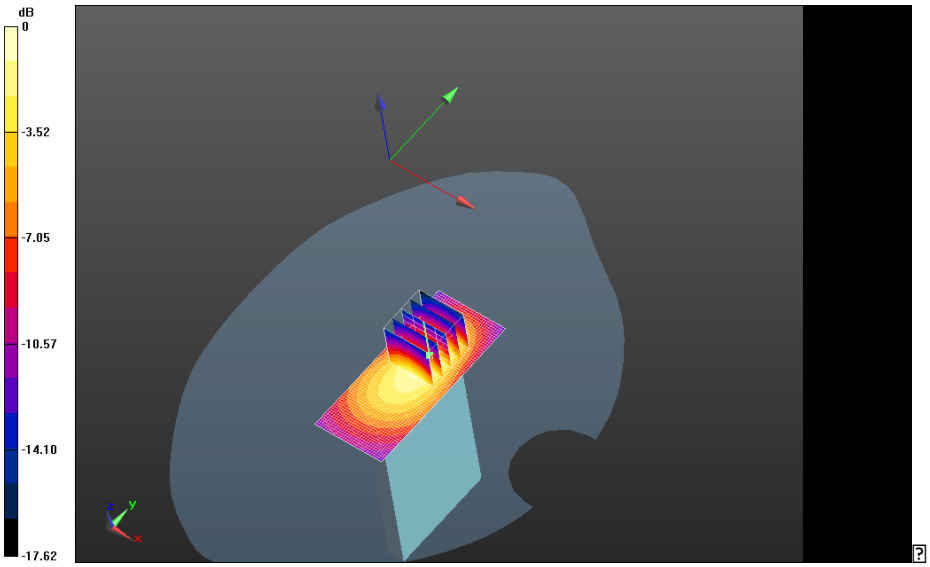

0 dB = 1.12 W/kg = 0.49 dBW/kg

This report shall NOT be reproduced except in full without the written consent of RIM Testing Services
Copyright 2005-20133, RIM Testing Services, a division of Research In Motion Limited

Mobile Hot Spot MSL - LTE Band 25/Headset 10mm Device Bottom - LTE_25_chan26140_RB1_Off0_amb_temp_23.3C_liq_temp_21.3C/Area Scan (31x71x1):
Interpolated grid: dx=1.500 mm, dy=1.500 mm
Maximum value of SAR (interpolated) = 1.12 W/kg

Mobile Hot Spot MSL - LTE Band 25/Headset 10mm Device Bottom - LTE_25_chan26140_RB1_Off0_amb_temp_23.3C_liq_temp_21.3C/Zoom Scan (21x21x36)/Cube 0: Interpolated grid: dx=1.500 mm, dy=1.500 mm, dz=1.000 mm
Reference Value = 24.690 V/m; **Power Drift = -0.039 dB**

Averaged SAR: SAR(1g) = 0.917 W/kg; SAR(10g) = 0.511 W/kg
Maximum value of SAR (interpolated) = 1.55 W/kg

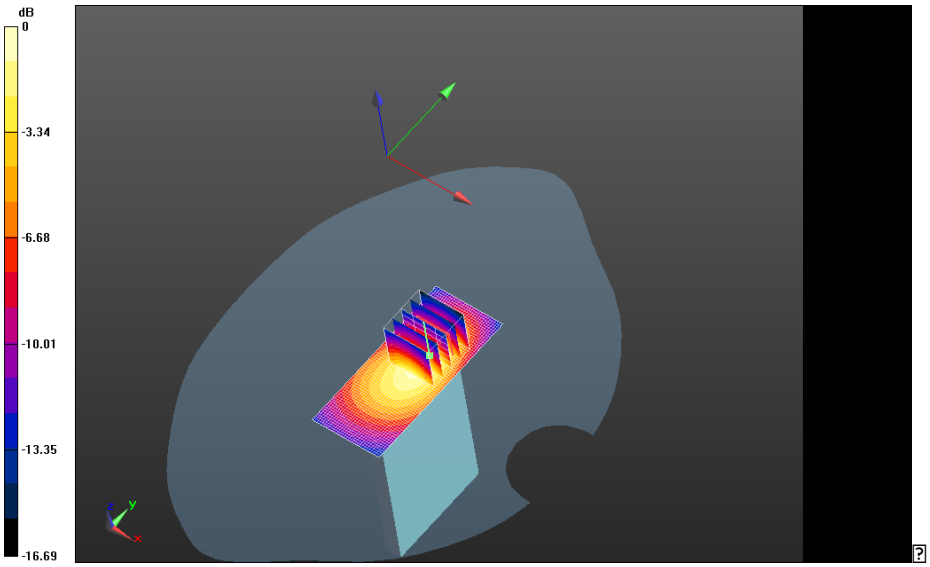

0 dB = 1.03 W/kg = 0.13 dBW/kg

This report shall NOT be reproduced except in full without the written consent of RIM Testing Services
Copyright 2005-20133, RIM Testing Services, a division of Research In Motion Limited

Mobile Hot Spot MSL - LTE Band 25/Headset 10mm Device Bottom - LTE_25_chan26140_RB1_Off0_amb_temp_23.2C_liq_temp_21.3C_2100mA_Battery/Area Scan (31x71x1): Interpolated grid: dx=1.500 mm, dy=1.500 mm
Maximum value of SAR (interpolated) = 1.13 W/kg

Mobile Hot Spot MSL - LTE Band 25/Headset 10mm Device Bottom - LTE_25_chan26140_RB1_Off0_amb_temp_23.2C_liq_temp_21.3C_2100mA_Battery/Zoom Scan (21x21x36)/Cube 0: Interpolated grid: dx=1.500 mm, dy=1.500 mm, dz=1.000 mm
Reference Value = 24.474 V/m; **Power Drift = -0.162 dB**

Averaged SAR: SAR(1g) = 0.904 W/kg; SAR(10g) = 0.501 W/kg
Maximum value of SAR (interpolated) = 1.55 W/kg

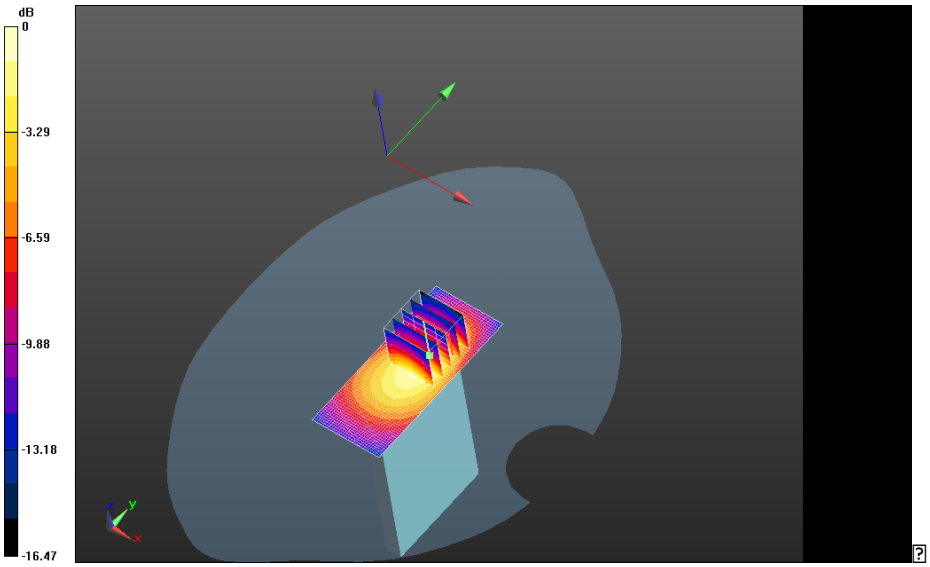

0 dB = 1.13 W/kg = 0.53 dBW/kg

This report shall NOT be reproduced except in full without the written consent of RIM Testing Services
Copyright 2005-20133, RIM Testing Services, a division of Research In Motion Limited

Mobile Hot Spot MSL - LTE Band 25/Headset 10mm Device Bottom - LTE_25_chan26140_RB1_Off0_amb_temp_23.2C_liq_temp_21.3C_2nd_Scan/Area Scan (31x71x1): Interpolated grid: dx=1.500 mm, dy=1.500 mm
Maximum value of SAR (interpolated) = 1.19 W/kg

Mobile Hot Spot MSL - LTE Band 25/Headset 10mm Device Bottom - LTE_25_chan26140_RB1_Off0_amb_temp_23.2C_liq_temp_21.3C_2nd_Scan/Zoom Scan (21x21x36)/Cube 0: Interpolated grid: dx=1.500 mm, dy=1.500 mm, dz=1.000 mm
Reference Value = 25.415 V/m; **Power Drift = 0.00174 dB**

Averaged SAR: SAR(1g) = 0.956 W/kg; SAR(10g) = 0.530 W/kg
Maximum value of SAR (interpolated) = 1.63 W/kg

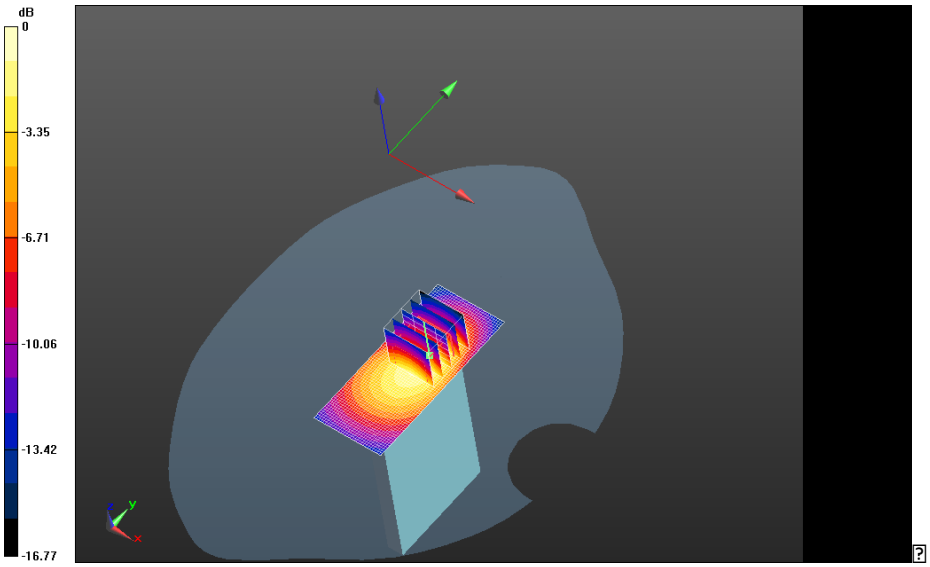

0 dB = 1.12 W/kg = 0.49 dBW/kg

This report shall NOT be reproduced except in full without the written consent of RIM Testing Services
Copyright 2005-20133, RIM Testing Services, a division of Research In Motion Limited

SVLTE Band 25 Lower Power

This report shall NOT be reproduced except in full without the written consent of RIM Testing Services
Copyright 2005-20133, RIM Testing Services, a division of Research In Motion Limited

Date: 4/12/2013

Test Lab: RIM Testing Services
DUT Name: BlackBerry Smartphone, Type: Sample , Serial: 333CB46A

Configuration: Mobile Hot Spot MSL - SVLTE Band 25

Communication System: LTE band 25; Communication System Band: LTE band 25; Frequency: 1905 MHz
Medium Parameters used: f=1905 MHz; σ = 1.568 S/m; ε_r = 50.884; ρ = 1.000 g/cm^3
Phantom section: Flat Section

DASY Configuration:

- Probe: ES3DV3 - SN3225; ConvF: (5.04,5.04,5.04); Calibrated: 1/10/2013;
- Sensor-Surface: 3 mm (Mechanical Surface Detection)
- Electronics: DAE4 Sn881; Calibrated: 1/14/2013
- Phantom: SAM 2; Type: SAM 4.0; Serial: 1080
- DASY52 52.8.4(1052); SEMCAD X Version 14.6.8 (7028)

Mobile Hot Spot MSL - SVLTE Band 25/10mm Device Back - LTE_25_chan26590_RB1_Off99_amb_temp_23.6C_liq_temp_21.3C/Area Scan (61x101x1):
Interpolated grid: dx=1.500 mm, dy=1.500 mm
Maximum value of SAR (interpolated) = 0.336 W/kg

Mobile Hot Spot MSL - SVLTE Band 25/10mm Device Back - LTE_25_chan26590_RB1_Off99_amb_temp_23.6C_liq_temp_21.3C/Zoom Scan (21x21x36)/Cube 0: Interpolated grid: dx=1.500 mm, dy=1.500 mm, dz=1.000 mm
Reference Value = 4.551 V/m; **Power Drift = 0.168 dB**

Averaged SAR: SAR(1g) = 0.269 W/kg; SAR(10g) = 0.155 W/kg
Maximum value of SAR (interpolated) = 0.454 W/kg

This report shall NOT be reproduced except in full without the written consent of RIM Testing Services
Copyright 2005-20133, RIM Testing Services, a division of Research In Motion Limited

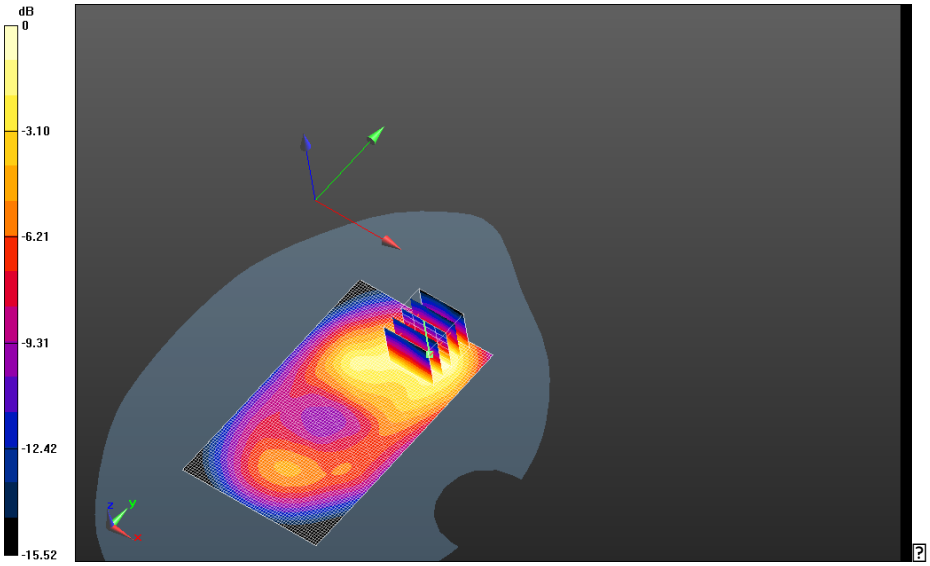

0 dB = 0.328 W/kg = -4.84 dBW/kg

This report shall NOT be reproduced except in full without the written consent of RIM Testing Services
Copyright 2005-20133, RIM Testing Services, a division of Research In Motion Limited

Mobile Hot Spot MSL - SVLTE Band 25/10mm Device Back - LTE_25_chan26590_RB50_Off50_amb_temp_23.6C_liq_temp_21.3C/Area Scan (61x101x1):
Interpolated grid: dx=1.500 mm, dy=1.500 mm
Maximum value of SAR (interpolated) = 0.378 W/kg

Mobile Hot Spot MSL - SVLTE Band 25/10mm Device Back - LTE_25_chan26590_RB50_Off50_amb_temp_23.6C_liq_temp_21.3C/Zoom Scan (21x21x36)/Cube 0: Interpolated grid: dx=1.500 mm, dy=1.500 mm, dz=1.000 mm
Reference Value = 14.806 V/m; **Power Drift = -0.104 dB**

Averaged SAR: SAR(1g) = 0.277 W/kg; SAR(10g) = 0.165 W/kg
Maximum value of SAR (interpolated) = 0.483 W/kg

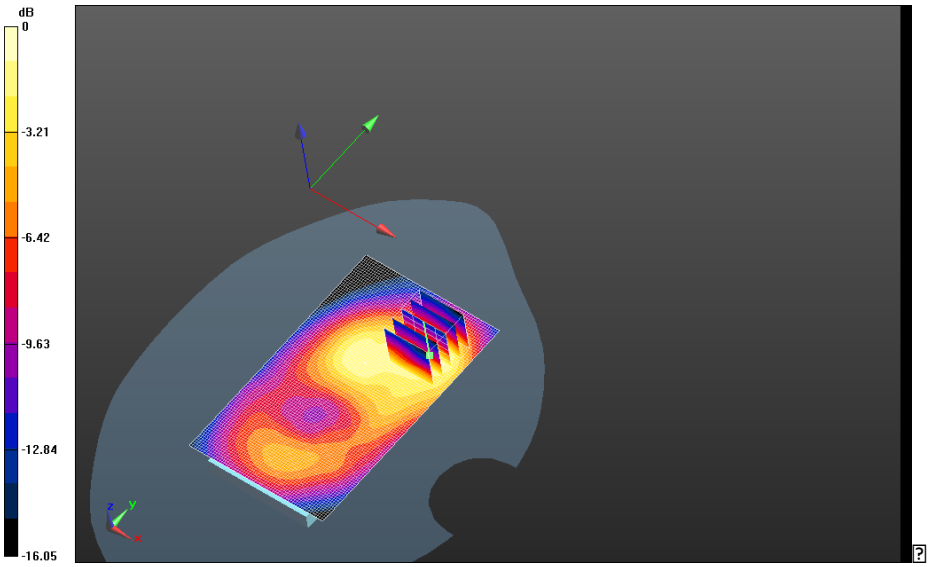

0 dB = 0.328 W/kg = -4.84 dBW/kg

This report shall NOT be reproduced except in full without the written consent of RIM Testing Services
Copyright 2005-20133, RIM Testing Services, a division of Research In Motion Limited

Mobile Hot Spot MSL - SVLTE Band 25/10mm Device Back - LTE_25_chan26590_RB100_Off0_amb_temp_23.6C_liq_temp_21.3C/Area Scan (61x101x1):
Interpolated grid: dx=1.500 mm, dy=1.500 mm
Maximum value of SAR (interpolated) = 0.396 W/kg

Mobile Hot Spot MSL - SVLTE Band 25/10mm Device Back - LTE_25_chan26590_RB100_Off0_amb_temp_23.6C_liq_temp_21.3C/Zoom Scan (26x26x36)/Cube 0: Interpolated grid: dx=1.500 mm, dy=1.500 mm, dz=1.000 mm
Reference Value = 15.677 V/m; **Power Drift = 0.098 dB**

Averaged SAR: SAR(1g) = 0.308 W/kg; SAR(10g) = 0.175 W/kg
Maximum value of SAR (interpolated) = 0.496 W/kg

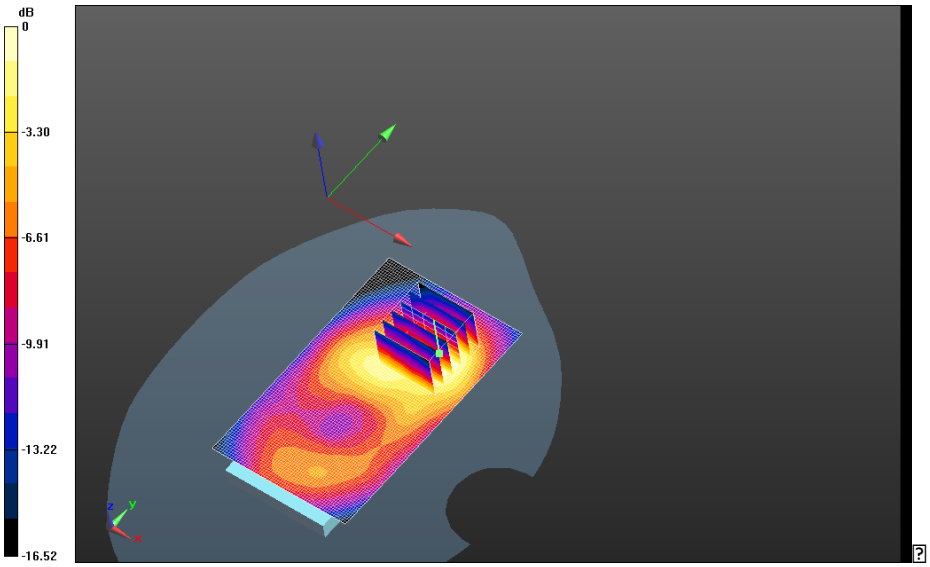

0 dB = 0.348 W/kg = -4.58 dBW/kg

This report shall NOT be reproduced except in full without the written consent of RIM Testing Services
Copyright 2005-20133, RIM Testing Services, a division of Research In Motion Limited

Mobile Hot Spot MSL - SVLTE Band 25/10mm Device Front - LTE_25_chan26590_RB100_Off0_amb_temp_23.6C_liq_temp_21.3C/Area Scan (61x111x1):
Interpolated grid: dx=1.500 mm, dy=1.500 mm
Maximum value of SAR (interpolated) = 0.234 W/kg

Mobile Hot Spot MSL - SVLTE Band 25/10mm Device Front - LTE_25_chan26590_RB100_Off0_amb_temp_23.6C_liq_temp_21.3C/Zoom Scan (36x36x36)/Cube 0: Interpolated grid: dx=1.500 mm, dy=1.500 mm, dz=1.000 mm
Reference Value = 12.569 V/m; **Power Drift = 0.102 dB**

Averaged SAR: SAR(1g) = 0.210 W/kg; SAR(10g) = 0.123 W/kg
Maximum value of SAR (interpolated) = 0.351 W/kg

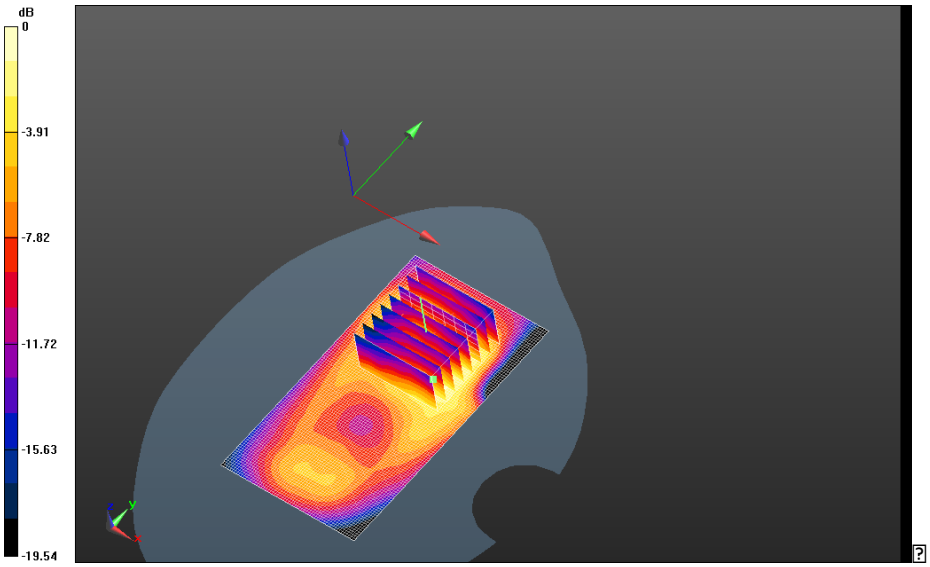

0 dB = 0.379 W/kg = -4.21 dBW/kg

This report shall NOT be reproduced except in full without the written consent of RIM Testing Services
Copyright 2005-20133, RIM Testing Services, a division of Research In Motion Limited

Mobile Hot Spot MSL - SVLTE Band 25/10mm Device Left - LTE_25_chan26590_RB100_Off0_amb_temp_23.6C_liq_temp_21.3C/Area Scan (31x111x1):
Interpolated grid: dx=1.500 mm, dy=1.500 mm
Maximum value of SAR (interpolated) = 0.0924 W/kg

Mobile Hot Spot MSL - SVLTE Band 25/10mm Device Left - LTE_25_chan26590_RB100_Off0_amb_temp_23.6C_liq_temp_21.3C/Zoom Scan (26x26x36)/Cube 0: Interpolated grid: dx=1.500 mm, dy=1.500 mm, dz=1.000 mm
Reference Value = 5.637 V/m; **Power Drift = -0.065 dB**

Averaged SAR: SAR(1g) = 0.0443 W/kg; SAR(10g) = 0.0260 W/kg
Maximum value of SAR (interpolated) = 0.0768 W/kg

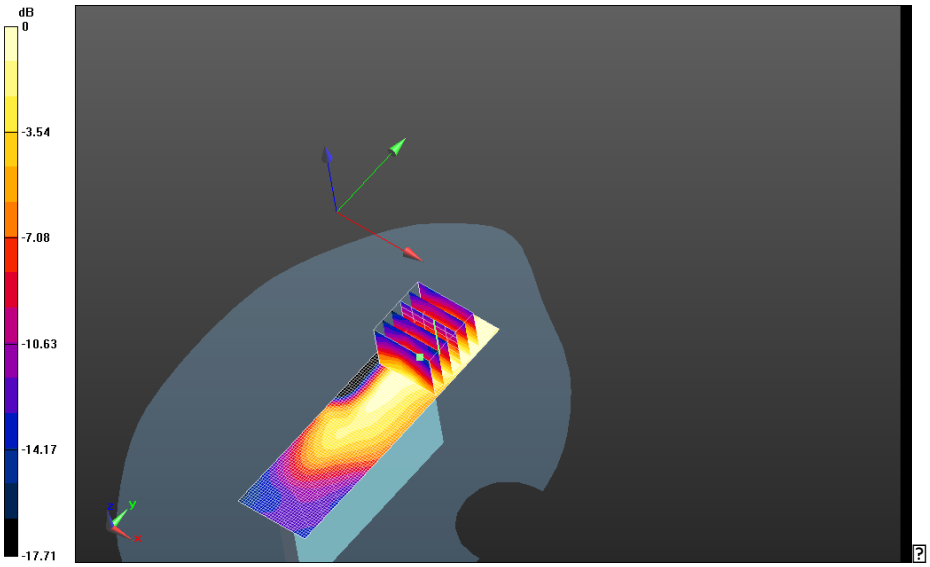

0 dB = 0.265 W/kg = -5.77 dBW/kg

This report shall NOT be reproduced except in full without the written consent of RIM Testing Services
Copyright 2005-20133, RIM Testing Services, a division of Research In Motion Limited

Mobile Hot Spot MSL - SVLTE Band 25/10mm Device Right - LTE_25_chan26590_RB100_Off0_amb_temp_23.6C_liq_temp_21.3C/Area Scan (31x111x1):
Interpolated grid: dx=1.500 mm, dy=1.500 mm
Maximum value of SAR (interpolated) = 0.102 W/kg

Mobile Hot Spot MSL - SVLTE Band 25/10mm Device Right - LTE_25_chan26590_RB100_Off0_amb_temp_23.6C_liq_temp_21.3C/Zoom Scan (26x26x36)/Cube 0: Interpolated grid: dx=1.500 mm, dy=1.500 mm, dz=1.000 mm
Reference Value = 6.749 V/m; **Power Drift = -0.011 dB**

Averaged SAR: SAR(1g) = 0.0752 W/kg; SAR(10g) = 0.0414 W/kg
Maximum value of SAR (interpolated) = 0.141 W/kg

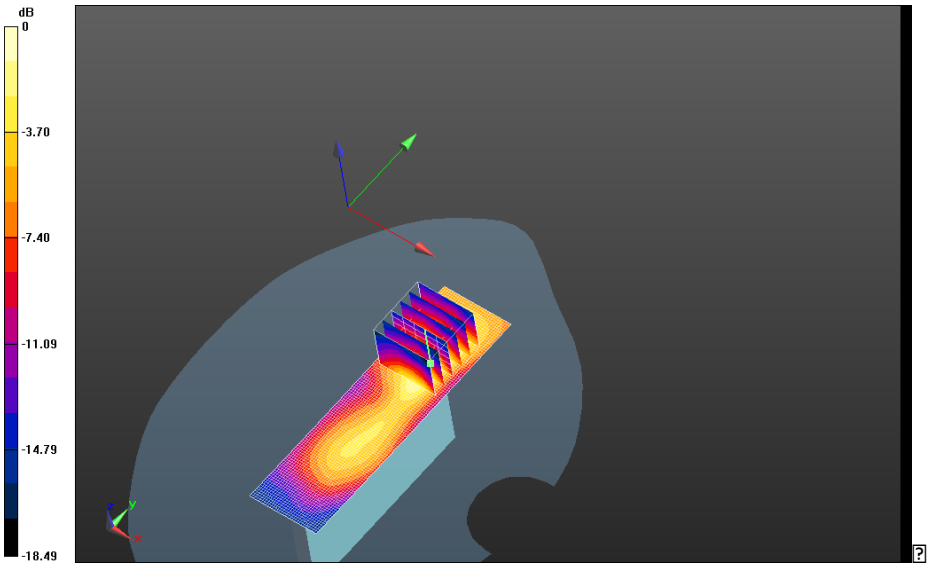

0 dB = 0.0546 W/kg = -12.63 dBW/kg

This report shall NOT be reproduced except in full without the written consent of RIM Testing Services
Copyright 2005-20133, RIM Testing Services, a division of Research In Motion Limited

Mobile Hot Spot MSL - SVLTE Band 25/10mm Device Bottom - LTE_25_chan26590_RB100_Off0_amb_temp_23.3C_liq_temp_21.3C/Area Scan (31x71x1):
Interpolated grid: dx=1.500 mm, dy=1.500 mm
Maximum value of SAR (interpolated) = 0.400 W/kg

Mobile Hot Spot MSL - SVLTE Band 25/10mm Device Bottom - LTE_25_chan26590_RB100_Off0_amb_temp_23.3C_liq_temp_21.3C/Zoom Scan (21x21x36)/Cube 0: Interpolated grid: dx=1.500 mm, dy=1.500 mm, dz=1.000 mm
Reference Value = 14.492 V/m; **Power Drift = 0.019 dB**

Averaged SAR: SAR(1g) = 0.301 W/kg; SAR(10g) = 0.166 W/kg
Maximum value of SAR (interpolated) = 0.522 W/kg

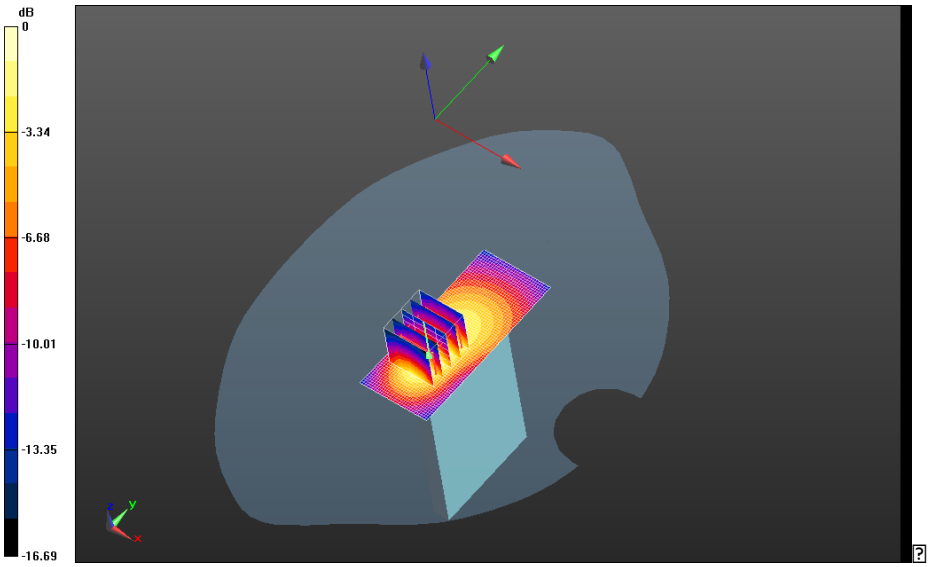

0 dB = 0.0976 W/kg = -10.11 dBW/kg

This report shall NOT be reproduced except in full without the written consent of RIM Testing Services
Copyright 2005-20133, RIM Testing Services, a division of Research In Motion Limited

Date/Time: 5/14/2013 2:56:55 AM

Test Laboratory: RIM Testing Services

10mm_Back+HS_MHS_High_SVLTE_Band_25

DUT: BlackBerry Smartphone; Type: Sample ; Serial: 333CB46A

Communication System: LTE band 25; Frequency: 1905 MHz
Medium parameters used: f = 1905 MHz; σ = 1.543 S/m; ε_r = 50.972; ρ = 1000 kg/m^3
Phantom section: Flat Section
Measurement Standard: DASY5 (IEEE/IEC/ANSI C63.19-2007)

DASY Configuration:

- Probe: ES3DV3 - SN3225; ConvF(5.04, 5.04, 5.04); Calibrated: 1/10/2013;
- Sensor-Surface: 3mm (Mechanical Surface Detection), z = 2.0, 32.0
- Electronics: DAE4 Sn881; Calibrated: 1/14/2013
- Phantom: SAM 2; Type: SAM 4.0; Serial: 1080
- DASY52 52.8.4(1052); SEMCAD X 14.6.8(7028)

Mobile Hot Spot MSL - SVLTE Band 25 Back+HS and 2100mA/Headset 10mm Device Back - LTE_25_chan26590_RB100_Off0_amb_temp_23.3C_liq_temp_21.3C/Area Scan (61x101x1): Interpolated grid: dx=1.500 mm, dy=1.500 mm
Maximum value of SAR (interpolated) = 0.330 W/kg

Mobile Hot Spot MSL - SVLTE Band 25 Back+HS and 2100mA/Headset 10mm Device Back - LTE_25_chan26590_RB100_Off0_amb_temp_23.3C_liq_temp_21.3C/Zoom Scan (5x5x7)/Cube 0: Measurement grid: dx=7.5mm, dy=7.5mm, dz=5mm
Reference Value = 13.733 V/m; Power Drift = -0.12 dB
Peak SAR (extrapolated) = 0.526 W/kg
SAR(1 g) = 0.289 W/kg; SAR(10 g) = 0.160 W/kg
Maximum value of SAR (measured) = 0.364 W/kg

This report shall NOT be reproduced except in full without the written consent of RIM Testing Services
Copyright 2005-20133, RIM Testing Services, a division of Research In Motion Limited

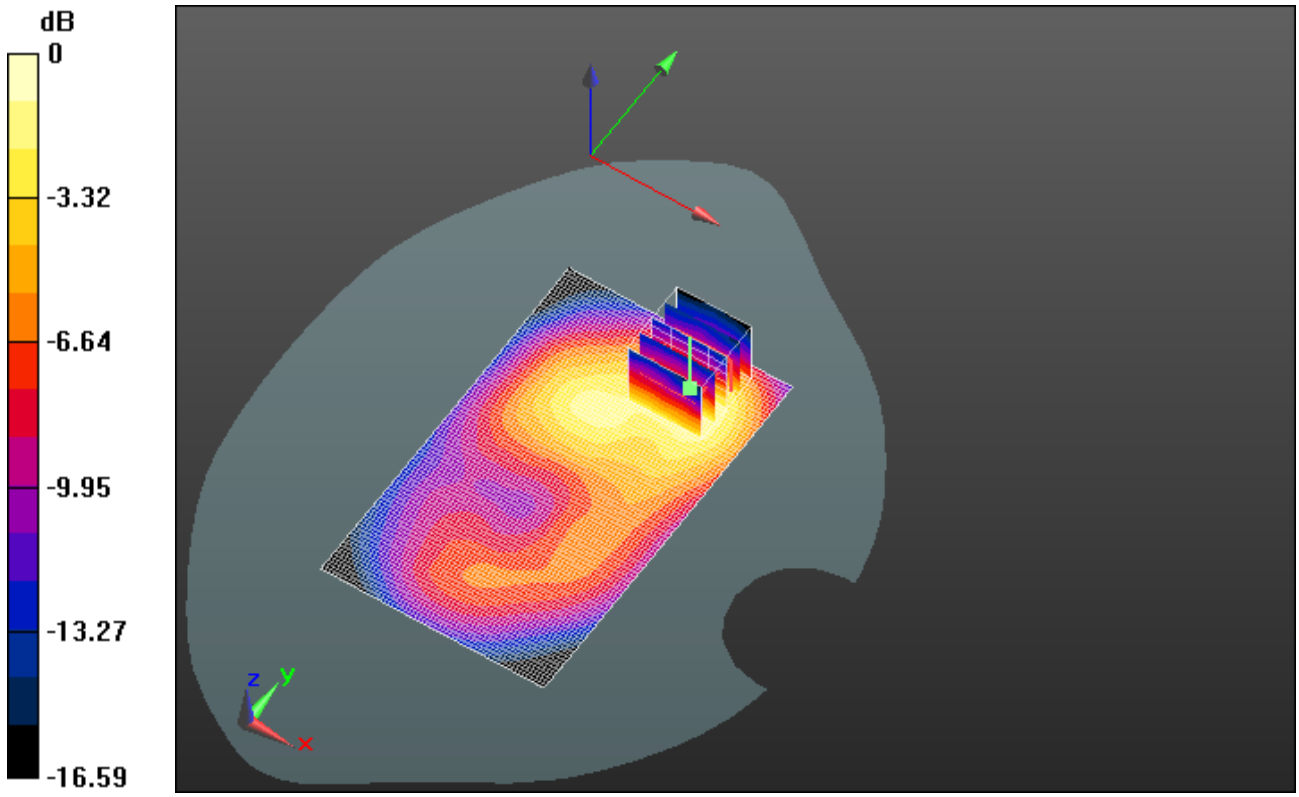

0 dB = 0.364 W/kg = -4.39 dBW/kg

This report shall NOT be reproduced except in full without the written consent of RIM Testing Services
Copyright 2005-20133, RIM Testing Services, a division of Research In Motion Limited

Date/Time: 5/14/2013 3:13:09 AM

Test Laboratory: RIM Testing Services

10mm_Device_Back_2100mA_MHS_High_SVLTE_Band_25

DUT: BlackBerry Smartphone; Type: Sample ; Serial: 333CB46A

Communication System: LTE band 25; Frequency: 1905 MHz
Medium parameters used: f = 1905 MHz; σ = 1.543 S/m; ε_r = 50.972; ρ = 1000 kg/m^3
Phantom section: Flat Section
Measurement Standard: DASY5 (IEEE/IEC/ANSI C63.19-2007)

DASY Configuration:

- Probe: ES3DV3 - SN3225; ConvF(5.04, 5.04, 5.04); Calibrated: 1/10/2013;
- Sensor-Surface: 3mm (Mechanical Surface Detection), z = 2.0, 32.0
- Electronics: DAE4 Sn881; Calibrated: 1/14/2013
- Phantom: SAM 2; Type: SAM 4.0; Serial: 1080
- DASY52 52.8.4(1052); SEMCAD X 14.6.8(7028)

Mobile Hot Spot MSL - SVLTE Band 25 Back+HS and 2100mA/10mm Device Back+2100mA - LTE_25_chan26590_RB100_Off0_amb_temp_23.3C_liq_temp_21.3C/Area Scan (61x101x1): Interpolated grid: dx=1.500 mm, dy=1.500 mm
Maximum value of SAR (interpolated) = 0.312 W/kg

Mobile Hot Spot MSL - SVLTE Band 25 Back+HS and 2100mA/10mm Device Back+2100mA - LTE_25_chan26590_RB100_Off0_amb_temp_23.3C_liq_temp_21.3C/Zoom Scan (6x6x7)/Cube 0: Measurement grid: dx=7.5mm, dy=7.5mm, dz=5mm
Reference Value = 12.891 V/m; Power Drift = -0.11 dB
Peak SAR (extrapolated) = 0.427 W/kg
SAR(1 g) = 0.272 W/kg; SAR(10 g) = 0.159 W/kg
Maximum value of SAR (measured) = 0.349 W/kg

This report shall NOT be reproduced except in full without the written consent of RIM Testing Services
Copyright 2005-20133, RIM Testing Services, a division of Research In Motion Limited

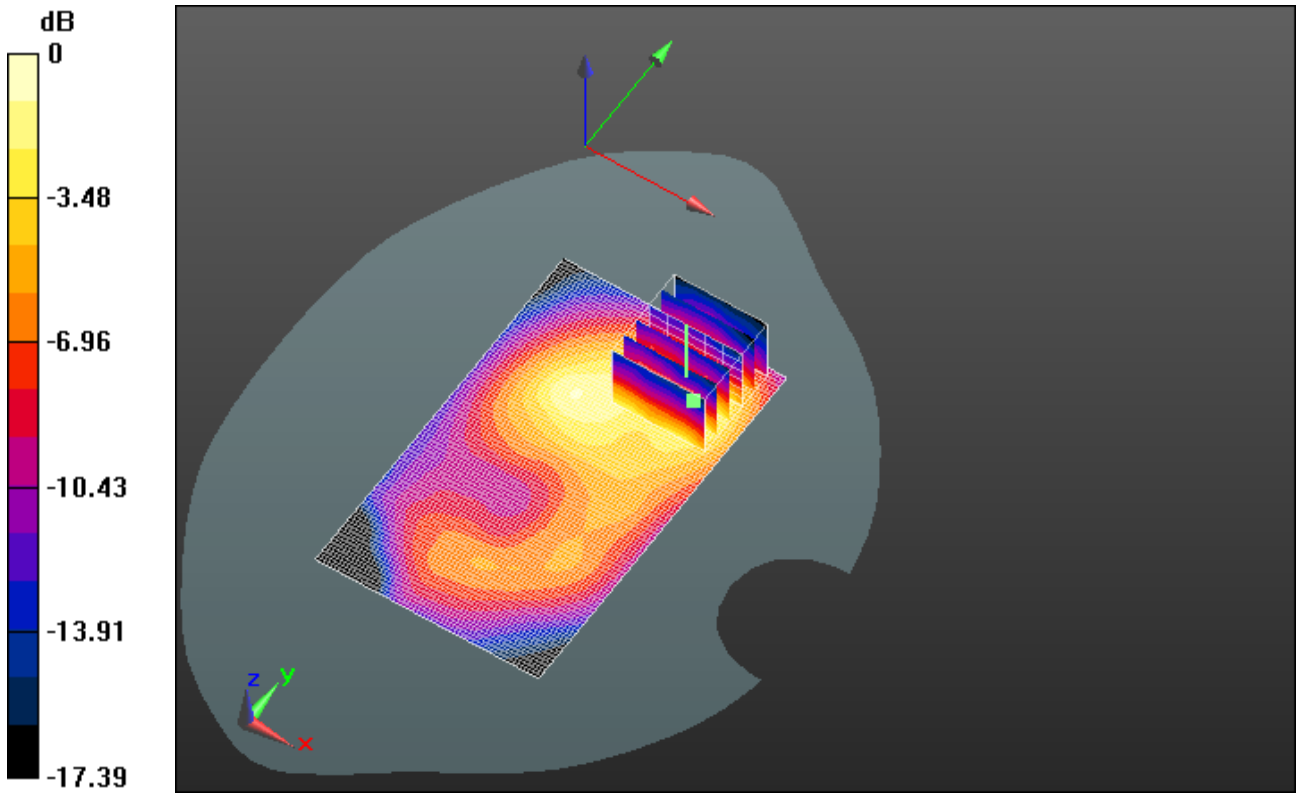

0 dB = 0.349 W/kg = -4.57 dBW/kg

This report shall NOT be reproduced except in full without the written consent of RIM Testing Services
Copyright 2005-20133, RIM Testing Services, a division of Research In Motion Limited

LTE Band 25 MHS On Lower Power

This report shall NOT be reproduced except in full without the written consent of RIM Testing Services
Copyright 2005-20133, RIM Testing Services, a division of Research In Motion Limited

Date: 5/14/2013

Test Lab: RIM Testing Services
DUT Name: BlackBerry Smartphone, Type: Sample , Serial: 333CB46A

Configuration: Mobile Hot Spot MSL - LTE Band 25

Communication System: LTE band 25; Communication System Band: LTE band 25; Frequency: 1882.5 MHz
Medium Parameters used: f=1882.5 MHz; σ = 1.519 S/m; ε_r = 51.020; ρ = 1.000 g/cm^3
Phantom section: Flat Section

DASY Configuration:

- Probe: ES3DV3 - SN3225; ConvF: (5.04,5.04,5.04); Calibrated: 1/10/2013;
- Sensor-Surface: 3 mm (Mechanical Surface Detection)
- Electronics: DAE4 Sn881; Calibrated: 1/14/2013
- Phantom: SAM 2; Type: SAM 4.0; Serial: 1080
- DASY52 52.8.4(1052); SEMCAD X Version 14.6.8 (7028)

Mobile Hot Spot MSL - LTE Band 25/Headset 10mm Device Bottom - LTE_25_chan26365_RB1_Off50_amb_temp_23.6C_liq_temp_21.3C/Area Scan (61x91x1):
Interpolated grid: dx=1.500 mm, dy=1.500 mm
Maximum value of SAR (interpolated) = 0.310 W/kg

Mobile Hot Spot MSL - LTE Band 25/Headset 10mm Device Bottom - LTE_25_chan26365_RB1_Off50_amb_temp_23.6C_liq_temp_21.3C/Zoom Scan (21x21x36)/Cube 0: Interpolated grid: dx=1.500 mm, dy=1.500 mm, dz=1.000 mm
Reference Value = 13.456 V/m; **Power Drift = 0.096 dB**

Averaged SAR: SAR(1g) = 0.257 W/kg; SAR(10g) = 0.141 W/kg
Maximum value of SAR (interpolated) = 0.446 W/kg

This report shall NOT be reproduced except in full without the written consent of RIM Testing Services
Copyright 2005-20133, RIM Testing Services, a division of Research In Motion Limited

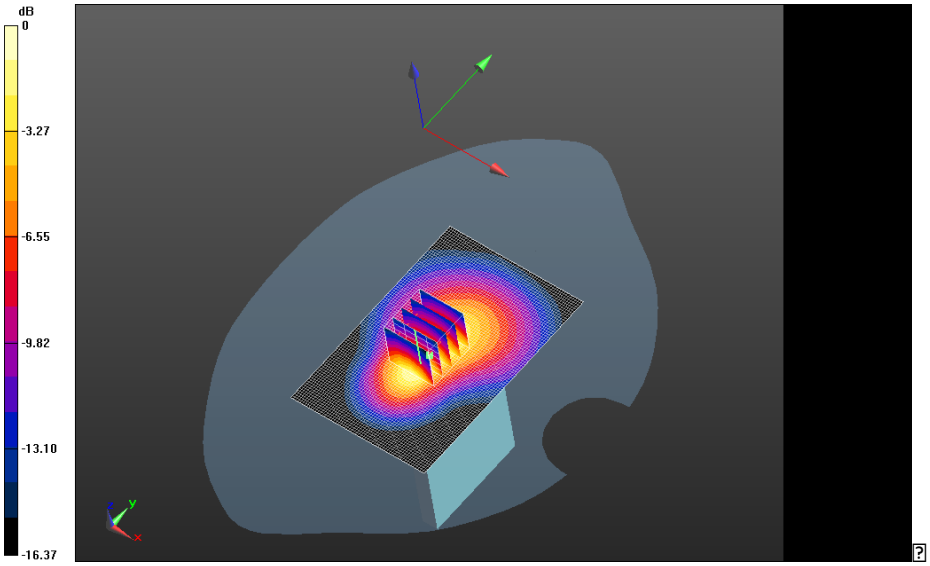

0 dB = 0.319 W/kg = -4.96 dBW/kg

This report shall NOT be reproduced except in full without the written consent of RIM Testing Services
Copyright 2005-20133, RIM Testing Services, a division of Research In Motion Limited

Mobile Hot Spot MSL - LTE Band 25/Headset 10mm Device Bottom - LTE_25_chan26590_RB50_Off50_amb_temp_23.6C_liq_temp_21.3C/Area Scan (61x101x1):
Interpolated grid: dx=1.500 mm, dy=1.500 mm
Maximum value of SAR (interpolated) = 0.343 W/kg

Mobile Hot Spot MSL - LTE Band 25/Headset 10mm Device Bottom - LTE_25_chan26590_RB50_Off50_amb_temp_23.6C_liq_temp_21.3C/Zoom Scan (21x21x36)/Cube 0: Interpolated grid: dx=1.500 mm, dy=1.500 mm, dz=1.000 mm
Reference Value = 14.896 V/m; **Power Drift = 0.00947 dB**

Averaged SAR: SAR(1g) = 0.267 W/kg; SAR(10g) = 0.145 W/kg
Maximum value of SAR (interpolated) = 0.482 W/kg

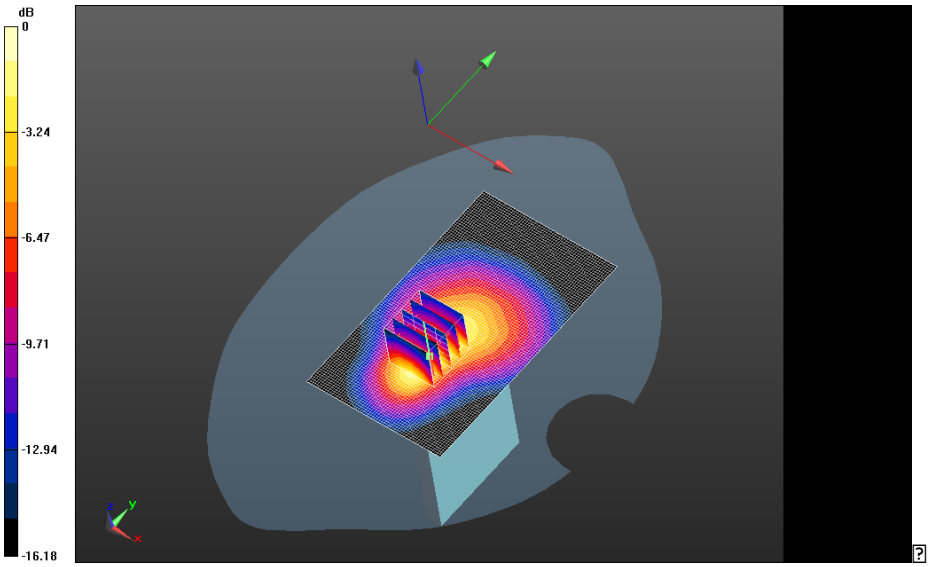

0 dB = 0.319 W/kg = -4.96 dBW/kg

This report shall NOT be reproduced except in full without the written consent of RIM Testing Services
Copyright 2005-20133, RIM Testing Services, a division of Research In Motion Limited

Mobile Hot Spot MSL - LTE Band 25/Headset 10mm Device Bottom - LTE_25_chan26590_RB100_Off0_amb_temp_23.6C_liq_temp_21.3C/Area Scan (61x101x1):
Interpolated grid: dx=1.500 mm, dy=1.500 mm
Maximum value of SAR (interpolated) = 0.347 W/kg

Mobile Hot Spot MSL - LTE Band 25/Headset 10mm Device Bottom - LTE_25_chan26590_RB100_Off0_amb_temp_23.6C_liq_temp_21.3C/Zoom Scan (26x26x36)/Cube 0: Interpolated grid: dx=1.500 mm, dy=1.500 mm, dz=1.000 mm
Reference Value = 15.508 V/m; **Power Drift = -0.060 dB**

Averaged SAR: SAR(1g) = 0.280 W/kg; SAR(10g) = 0.162 W/kg
Maximum value of SAR (interpolated) = 0.506 W/kg

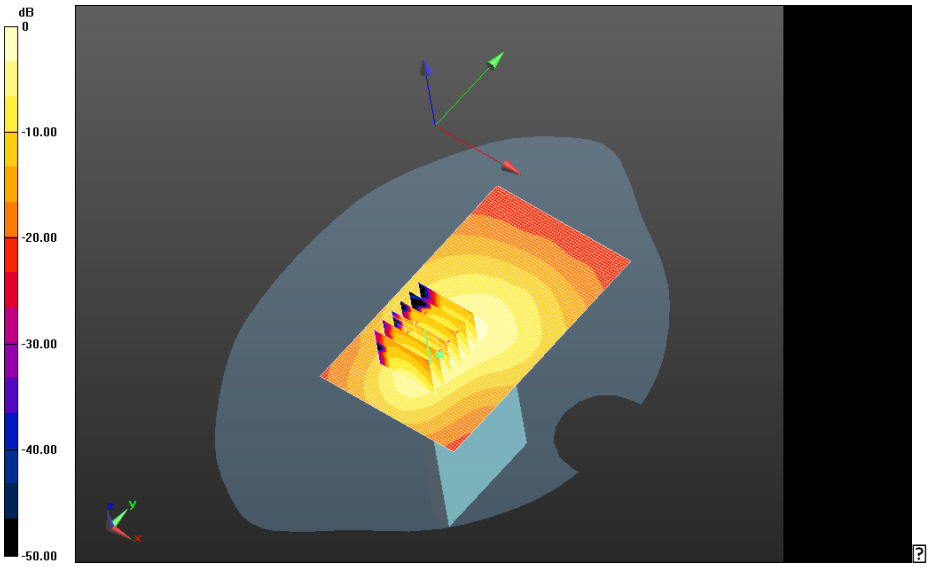

0 dB = 0.326 W/kg = -4.87 dBW/kg

This report shall NOT be reproduced except in full without the written consent of RIM Testing Services
Copyright 2005-20133, RIM Testing Services, a division of Research In Motion Limited

GPRS 850

This report shall NOT be reproduced except in full without the written consent of RIM Testing Services
Copyright 2005-20133, RIM Testing Services, a division of Research In Motion Limited

Date: 4/17/2013

Test Lab: RIM Testing Services
DUT Name: BlackBerry Smartphone, Type: Sample , Serial: 333CB445

Configuration: Mobile Hot Spot MSL - GPRS 850

Communication System: GPRS 850; Communication System Band: GPRS 850; Frequency: 836.8 MHz
Medium Parameters used: f=836.8 MHz; σ = 0.960 S/m; ε_r = 53.014; ρ = 1.000 g/cm^3
Phantom section: Flat Section

DASY Configuration:

- Probe: ES3DV3 - SN3225; ConvF: (6.12,6.12,6.12); Calibrated: 1/10/2013;
- Sensor-Surface: 3 mm (Mechanical Surface Detection)
- Electronics: DAE4 Sn881; Calibrated: 1/14/2013
- Phantom: SAM 2; Type: SAM 4.0; Serial: 1080
- DASY52 52.8.4(1052); SEMCAD X Version 14.6.8 (7028)

Mobile Hot Spot MSL - GPRS 850/10mm Device Back - GPRS850_chan190_amb_temp_23.0C_liq_temp_20.9C/Area Scan (61x91x1): Interpolated grid: dx=1.500 mm, dy=1.500 mm
Maximum value of SAR (interpolated) = 0.812 W/kg

Mobile Hot Spot MSL - GPRS 850/10mm Device Back - GPRS850_chan190_amb_temp_23.0C_liq_temp_20.9C/Zoom Scan (26x31x36)/Cube 0:
Interpolated grid: dx=1.500 mm, dy=1.500 mm, dz=1.000 mm
Reference Value = 25.535 V/m; **Power Drift = 0.037 dB**

Averaged SAR: SAR(1g) = 0.677 W/kg; SAR(10g) = 0.457 W/kg
Maximum value of SAR (interpolated) = 1.04 W/kg

This report shall NOT be reproduced except in full without the written consent of RIM Testing Services
Copyright 2005-20133, RIM Testing Services, a division of Research In Motion Limited

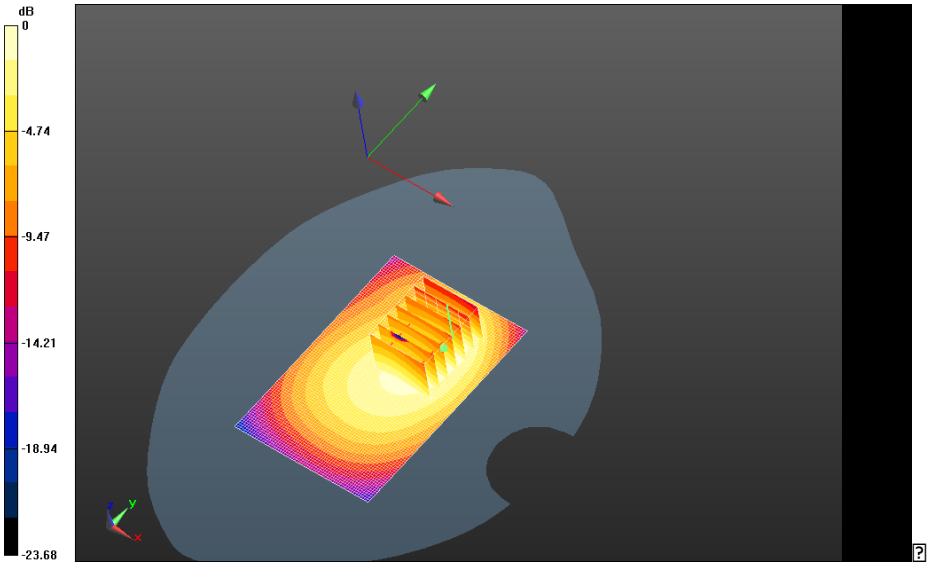

0 dB = 0.806 W/kg = -0.94 dBW/kg

This report shall NOT be reproduced except in full without the written consent of RIM Testing Services
Copyright 2005-20133, RIM Testing Services, a division of Research In Motion Limited

Mobile Hot Spot MSL - GPRS 850/10mm Device Back - GPRS850_3-slot_chan128_amb_temp_23.0C_liq_temp_20.9C/Area Scan (61x91x1): Interpolated grid: dx=1.500 mm, dy=1.500 mm
Maximum value of SAR (interpolated) = 1.16 W/kg

Mobile Hot Spot MSL - GPRS 850/10mm Device Back - GPRS850_3-slot_chan128_amb_temp_23.0C_liq_temp_20.9C/Zoom Scan (26x31x36)/Cube 0: Interpolated grid: dx=1.500 mm, dy=1.500 mm, dz=1.000 mm
Reference Value = 30.901 V/m; **Power Drift = -0.021 dB**

Averaged SAR: SAR(1g) = 0.982 W/kg; SAR(10g) = 0.661 W/kg
Maximum value of SAR (interpolated) = 1.53 W/kg

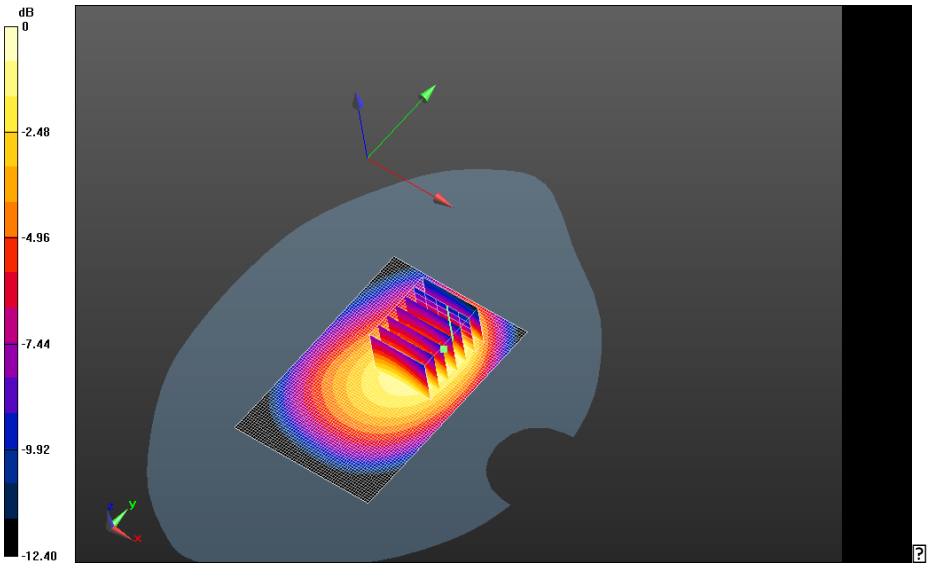

0 dB = 0.806 W/kg = -0.94 dBW/kg

This report shall NOT be reproduced except in full without the written consent of RIM Testing Services
Copyright 2005-20133, RIM Testing Services, a division of Research In Motion Limited

Mobile Hot Spot MSL - GPRS 850/10mm Device Back - GPRS850_3-slot_chan190_amb_temp_23.0C_liq_temp_20.9C/Area Scan (61x91x1): Interpolated grid: dx=1.500 mm, dy=1.500 mm
Maximum value of SAR (interpolated) = 1.07 W/kg

Mobile Hot Spot MSL - GPRS 850/10mm Device Back - GPRS850_3-slot_chan190_amb_temp_23.0C_liq_temp_20.9C/Zoom Scan (26x31x36)/Cube 0: Interpolated grid: dx=1.500 mm, dy=1.500 mm, dz=1.000 mm
Reference Value = 29.529 V/m; **Power Drift = -0.085 dB**

Averaged SAR: SAR(1g) = 0.892 W/kg; SAR(10g) = 0.600 W/kg
Maximum value of SAR (interpolated) = 1.37 W/kg

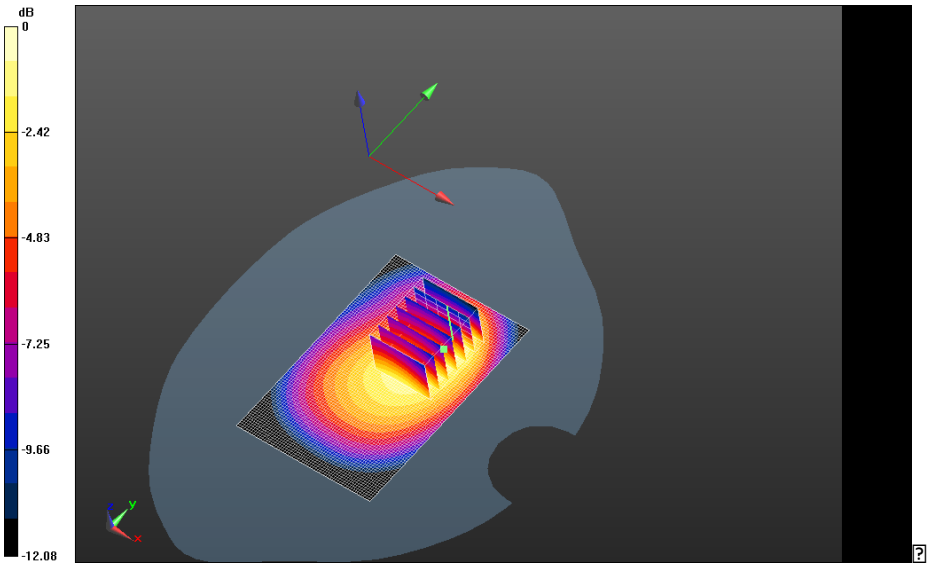

0 dB = 1.18 W/kg = 0.72 dBW/kg

This report shall NOT be reproduced except in full without the written consent of RIM Testing Services
Copyright 2005-20133, RIM Testing Services, a division of Research In Motion Limited

Mobile Hot Spot MSL - GPRS 850/10mm Device Back - GPRS850_3-slot_chan251_amb_temp_23.0C_liq_temp_20.9C/Area Scan (61x91x1): Interpolated grid: dx=1.500 mm, dy=1.500 mm
Maximum value of SAR (interpolated) = 0.862 W/kg

Mobile Hot Spot MSL - GPRS 850/10mm Device Back - GPRS850_3-slot_chan251_amb_temp_23.0C_liq_temp_20.9C/Zoom Scan (21x21x36)/Cube 0: Interpolated grid: dx=1.500 mm, dy=1.500 mm, dz=1.000 mm
Reference Value = 25.874 V/m; **Power Drift = 0.053 dB**

Averaged SAR: SAR(1g) = 0.732 W/kg; SAR(10g) = 0.477 W/kg
Maximum value of SAR (interpolated) = 1.14 W/kg



0 dB = 1.07 W/kg = 0.29 dBW/kg

This report shall NOT be reproduced except in full without the written consent of RIM Testing Services
Copyright 2005-20133, RIM Testing Services, a division of Research In Motion Limited

Mobile Hot Spot MSL - GPRS 850/10mm Device Front - GPRS850_3-slot_chan128_amb_temp_23.4C_liq_temp_21.0C/Area Scan (61x91x1): Interpolated grid: dx=1.500 mm, dy=1.500 mm
Maximum value of SAR (interpolated) = 0.917 W/kg

Mobile Hot Spot MSL - GPRS 850/10mm Device Front - GPRS850_3-slot_chan128_amb_temp_23.4C_liq_temp_21.0C/Zoom Scan (26x31x36)/Cube 0: Interpolated grid: dx=1.500 mm, dy=1.500 mm, dz=1.000 mm
Reference Value = 28.975 V/m; **Power Drift = 0.024 dB**

Averaged SAR: SAR(1g) = 0.888 W/kg; SAR(10g) = 0.642 W/kg
Maximum value of SAR (interpolated) = 1.16 W/kg

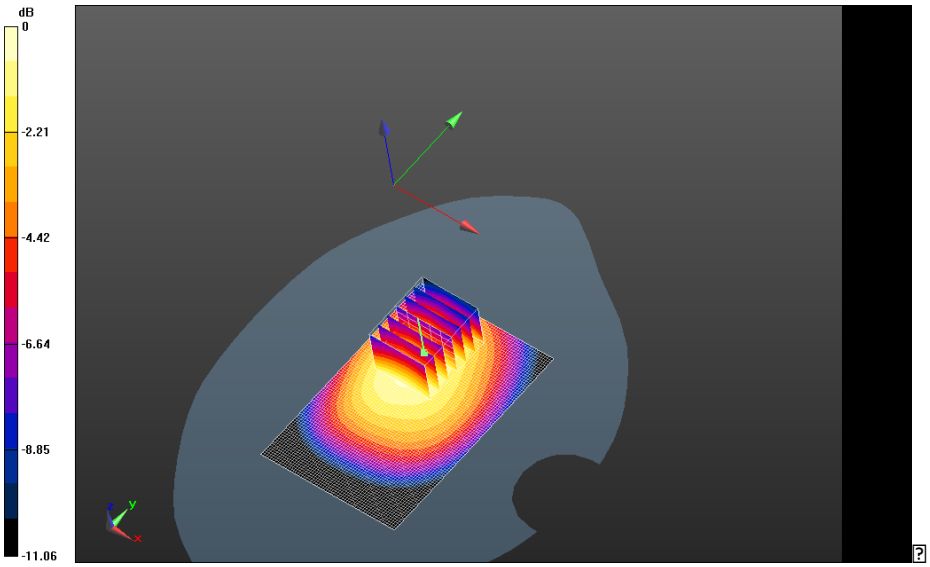

0 dB = 0.883 W/kg = -0.54 dBW/kg

This report shall NOT be reproduced except in full without the written consent of RIM Testing Services
Copyright 2005-20133, RIM Testing Services, a division of Research In Motion Limited

Mobile Hot Spot MSL - GPRS 850/10mm Device Front - GPRS850_3-slot_chan190_amb_temp_23.0C_liq_temp_20.9C/Area Scan (61x91x1): Interpolated grid: dx=1.500 mm, dy=1.500 mm
Maximum value of SAR (interpolated) = 0.909 W/kg

Mobile Hot Spot MSL - GPRS 850/10mm Device Front - GPRS850_3-slot_chan190_amb_temp_23.0C_liq_temp_20.9C/Zoom Scan (21x21x36)/Cube 0: Interpolated grid: dx=1.500 mm, dy=1.500 mm, dz=1.000 mm
Reference Value = 26.915 V/m; **Power Drift = 0.365 dB**

Averaged SAR: SAR(1g) = 0.815 W/kg; SAR(10g) = 0.605 W/kg
Maximum value of SAR (interpolated) = 1.06 W/kg

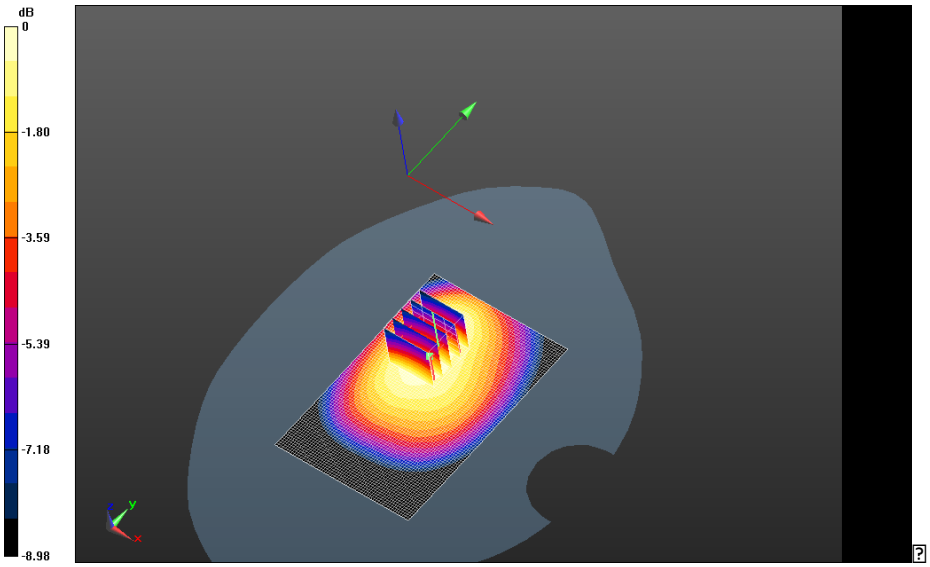

0 dB = 0.987 W/kg = -0.06 dBW/kg

This report shall NOT be reproduced except in full without the written consent of RIM Testing Services
Copyright 2005-20133, RIM Testing Services, a division of Research In Motion Limited

Mobile Hot Spot MSL - GPRS 850/10mm Device Front - GPRS850_3-slot_chan251_amb_temp_23.7C_liq_temp_21.0C/Area Scan (61x91x1): Interpolated grid: dx=1.500 mm, dy=1.500 mm
Maximum value of SAR (interpolated) = 0.639 W/kg

Mobile Hot Spot MSL - GPRS 850/10mm Device Front - GPRS850_3-slot_chan251_amb_temp_23.7C_liq_temp_21.0C/Zoom Scan (26x31x36)/Cube 0: Interpolated grid: dx=1.500 mm, dy=1.500 mm, dz=1.000 mm
Reference Value = 23.663 V/m; **Power Drift = -0.122 dB**

Averaged SAR: SAR(1g) = 0.567 W/kg; SAR(10g) = 0.419 W/kg
Maximum value of SAR (interpolated) = 0.742 W/kg

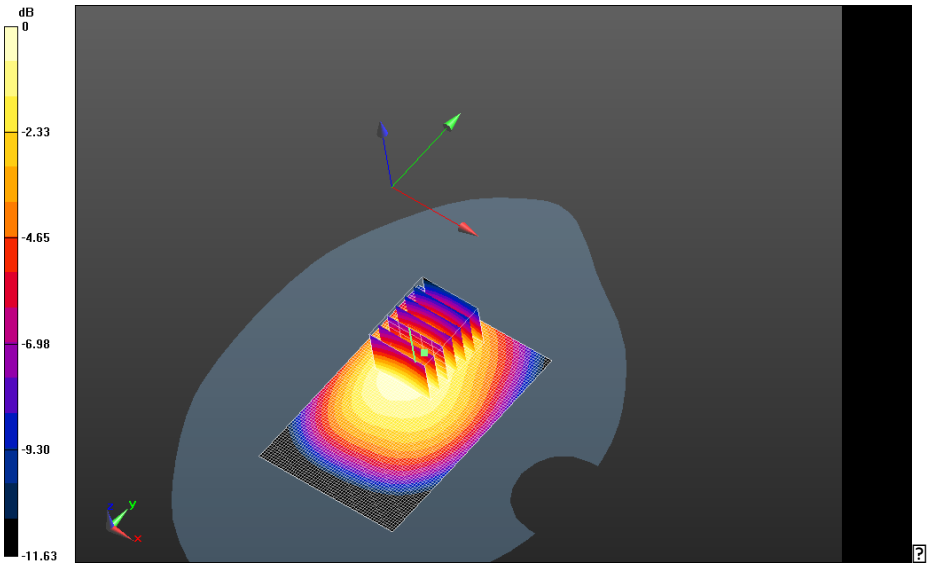

0 dB = 0.905 W/kg = -0.43 dBW/kg

This report shall NOT be reproduced except in full without the written consent of RIM Testing Services
Copyright 2005-20133, RIM Testing Services, a division of Research In Motion Limited

Mobile Hot Spot MSL - GPRS 850/10mm Device Left - GPRS850_3-slot_chan190_amb_temp_23.2C_liq_temp_21.0C/Area Scan (31x91x1): Interpolated grid: dx=1.500 mm, dy=1.500 mm
Maximum value of SAR (interpolated) = 0.265 W/kg

Mobile Hot Spot MSL - GPRS 850/10mm Device Left - GPRS850_3-slot_chan190_amb_temp_23.2C_liq_temp_21.0C/Zoom Scan (21x21x36)/Cube 0: Interpolated grid: dx=1.500 mm, dy=1.500 mm, dz=1.000 mm
Reference Value = 17.350 V/m; **Power Drift = -0.161 dB**

Averaged SAR: SAR(1g) = 0.230 W/kg; SAR(10g) = 0.158 W/kg
Maximum value of SAR (interpolated) = 0.320 W/kg

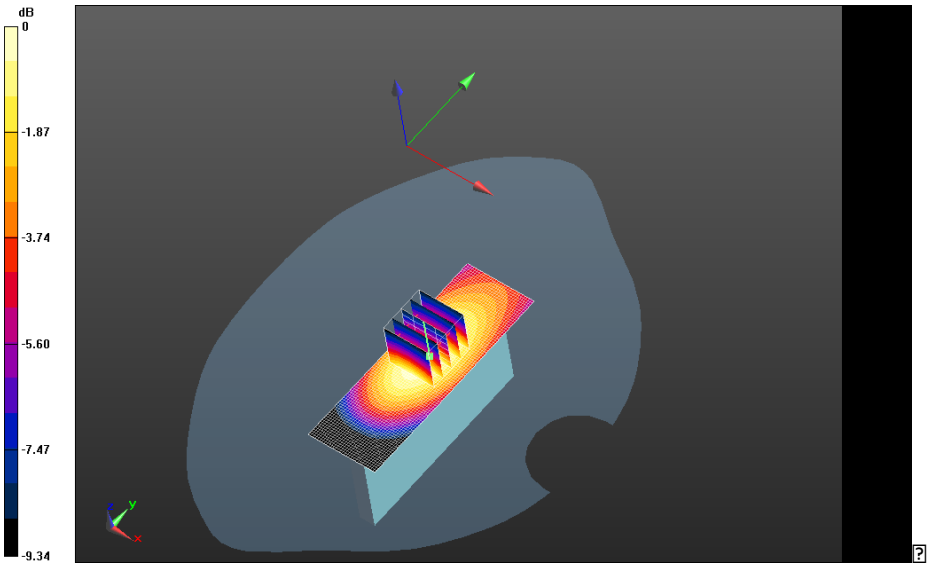

0 dB = 0.633 W/kg = -1.99 dBW/kg

This report shall NOT be reproduced except in full without the written consent of RIM Testing Services
Copyright 2005-20133, RIM Testing Services, a division of Research In Motion Limited

Mobile Hot Spot MSL - GPRS 850/10mm Device Right - GPRS850_3-slot_chan128_amb_temp_23.4C_liq_temp_21.0C/Area Scan (31x91x1): Interpolated grid: dx=1.500 mm, dy=1.500 mm
Maximum value of SAR (interpolated) = 0.975 W/kg

Mobile Hot Spot MSL - GPRS 850/10mm Device Right - GPRS850_3-slot_chan128_amb_temp_23.4C_liq_temp_21.0C/Zoom Scan (21x26x36)/Cube 0: Interpolated grid: dx=1.500 mm, dy=1.500 mm, dz=1.000 mm
Reference Value = 32.819 V/m; **Power Drift = -0.074 dB**

Averaged SAR: SAR(1g) = 0.876 W/kg; SAR(10g) = 0.596 W/kg
Maximum value of SAR (interpolated) = 1.25 W/kg



0 dB = 0.262 W/kg = -5.82 dBW/kg

This report shall NOT be reproduced except in full without the written consent of RIM Testing Services
Copyright 2005-20133, RIM Testing Services, a division of Research In Motion Limited

Mobile Hot Spot MSL - GPRS 850/10mm Device Right - GPRS850_3-slot_chan190_amb_temp_23.0C_liq_temp_20.9C/Area Scan (31x91x1): Interpolated grid: dx=1.500 mm, dy=1.500 mm
Maximum value of SAR (interpolated) = 0.915 W/kg

Mobile Hot Spot MSL - GPRS 850/10mm Device Right - GPRS850_3-slot_chan190_amb_temp_23.0C_liq_temp_20.9C/Zoom Scan (21x21x36)/Cube 0: Interpolated grid: dx=1.500 mm, dy=1.500 mm, dz=1.000 mm
Reference Value = 31.771 V/m; **Power Drift = -0.138 dB**

Averaged SAR: SAR(1g) = 0.818 W/kg; SAR(10g) = 0.555 W/kg
Maximum value of SAR (interpolated) = 1.17 W/kg

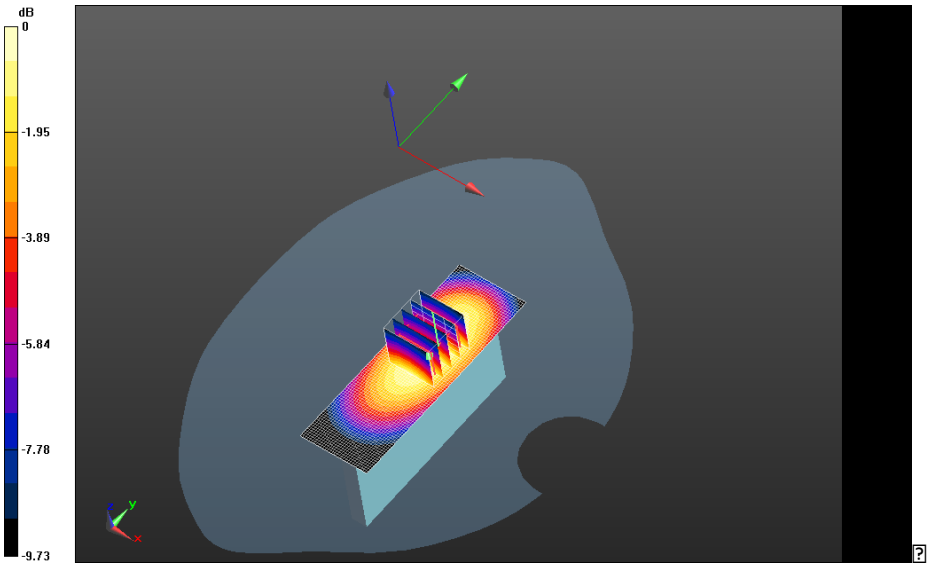

0 dB = 1.00 W/kg = 0.00 dBW/kg

This report shall NOT be reproduced except in full without the written consent of RIM Testing Services
Copyright 2005-20133, RIM Testing Services, a division of Research In Motion Limited

Mobile Hot Spot MSL - GPRS 850/10mm Device Right - GPRS850_3-slot_chan251_amb_temp_23.4C_liq_temp_21.0C/Area Scan (31x91x1): Interpolated grid: dx=1.500 mm, dy=1.500 mm
Maximum value of SAR (interpolated) = 0.670 W/kg

Mobile Hot Spot MSL - GPRS 850/10mm Device Right - GPRS850_3-slot_chan251_amb_temp_23.4C_liq_temp_21.0C/Zoom Scan (21x21x36)/Cube 0: Interpolated grid: dx=1.500 mm, dy=1.500 mm, dz=1.000 mm
Reference Value = 27.325 V/m; **Power Drift = -0.086 dB**

Averaged SAR: SAR(1g) = 0.601 W/kg; SAR(10g) = 0.408 W/kg
Maximum value of SAR (interpolated) = 0.862 W/kg

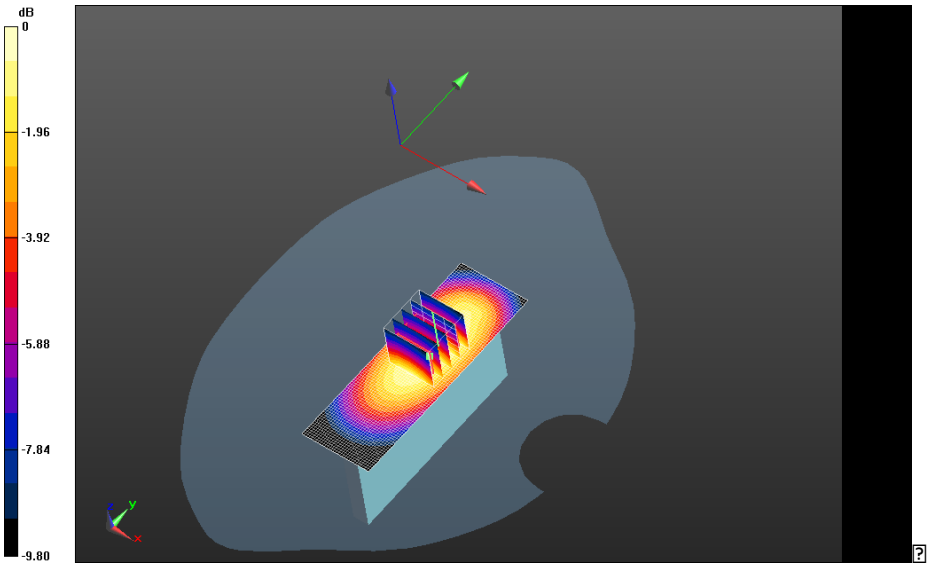

0 dB = 0.944 W/kg = -0.25 dBW/kg

This report shall NOT be reproduced except in full without the written consent of RIM Testing Services
Copyright 2005-20133, RIM Testing Services, a division of Research In Motion Limited

Mobile Hot Spot MSL - GPRS 850/10mm Device Bottom - GPRS850_3-slot_chan190_amb_temp_23.4C_liq_temp_21.0C/Area Scan (31x71x1): Interpolated grid: dx=1.500 mm, dy=1.500 mm
Maximum value of SAR (interpolated) = 0.488 W/kg

Mobile Hot Spot MSL - GPRS 850/10mm Device Bottom - GPRS850_3-slot_chan190_amb_temp_23.4C_liq_temp_21.0C/Zoom Scan (21x21x36)/Cube 0: Interpolated grid: dx=1.500 mm, dy=1.500 mm, dz=1.000 mm
Reference Value = 22.156 V/m; **Power Drift = 0.128 dB**

Averaged SAR: SAR(1g) = 0.394 W/kg; SAR(10g) = 0.254 W/kg
Maximum value of SAR (interpolated) = 0.579 W/kg

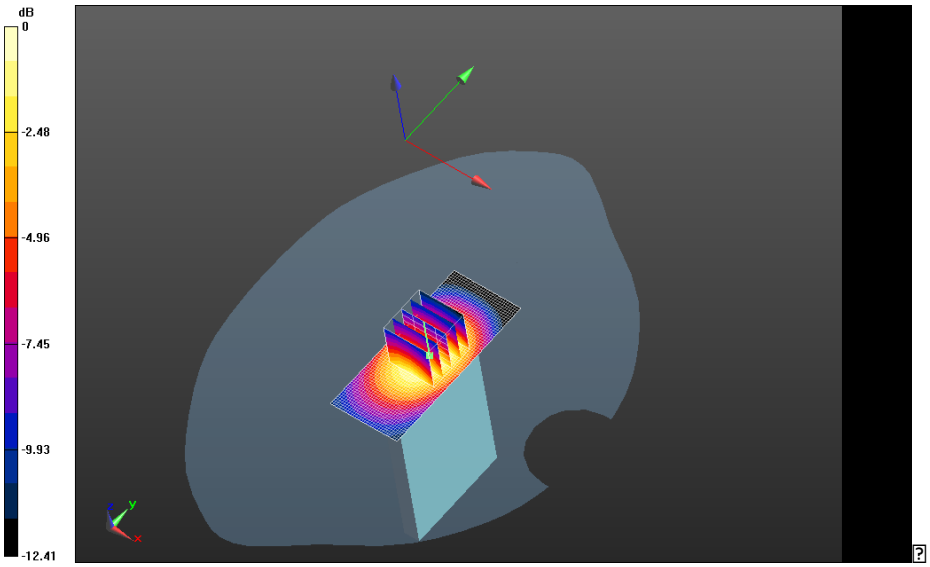

0 dB = 0.687 W/kg = -1.63 dBW/kg

This report shall NOT be reproduced except in full without the written consent of RIM Testing Services
Copyright 2005-20133, RIM Testing Services, a division of Research In Motion Limited

Mobile Hot Spot MSL - GPRS 850/Headset 10mm Device Back - GPRS850_3-slot_chan128_amb_temp_23.3C_liq_temp_21.0C/Area Scan (61x91x1): Interpolated grid: dx=1.500 mm, dy=1.500 mm
Maximum value of SAR (interpolated) = 1.19 W/kg

Mobile Hot Spot MSL - GPRS 850/Headset 10mm Device Back - GPRS850_3-slot_chan128_amb_temp_23.3C_liq_temp_21.0C/Zoom Scan (26x26x36)/Cube 0: Interpolated grid: dx=1.500 mm, dy=1.500 mm, dz=1.000 mm
Reference Value = 25.710 V/m; **Power Drift = 0.077 dB**

Averaged SAR: SAR(1g) = 1.03 W/kg; SAR(10g) = 0.662 W/kg
Maximum value of SAR (interpolated) = 1.61 W/kg

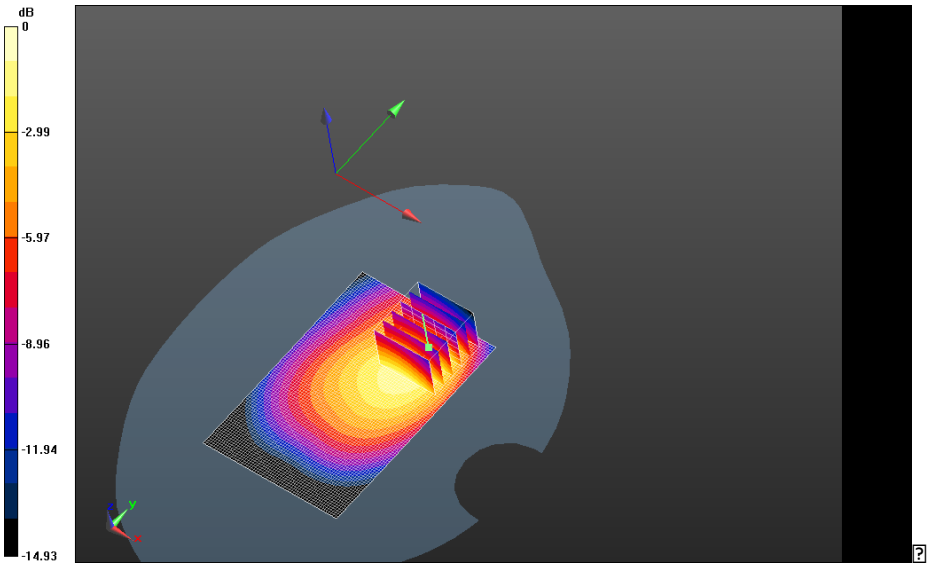

0 dB = 0.461 W/kg = -3.36 dBW/kg

This report shall NOT be reproduced except in full without the written consent of RIM Testing Services
Copyright 2005-20133, RIM Testing Services, a division of Research In Motion Limited

Mobile Hot Spot MSL - GPRS 850/Headset 10mm Device Back-2100mA - GPRS850_3-slot_chan128_amb_temp_23.3C_liq_temp_21.0C/Area Scan (61x91x1): Interpolated grid: dx=1.500 mm, dy=1.500 mm
Maximum value of SAR (interpolated) = 1.41 W/kg

Mobile Hot Spot MSL - GPRS 850/Headset 10mm Device Back-2100mA - GPRS850_3-slot_chan128_amb_temp_23.3C_liq_temp_21.0C/Zoom Scan (26x26x36)/Cube 0: Interpolated grid: dx=1.500 mm, dy=1.500 mm, dz=1.000 mm
Reference Value = 28.215 V/m; **Power Drift = -0.107 dB**

Averaged SAR: SAR(1g) = 1.16 W/kg; SAR(10g) = 0.742 W/kg
Maximum value of SAR (interpolated) = 1.81 W/kg

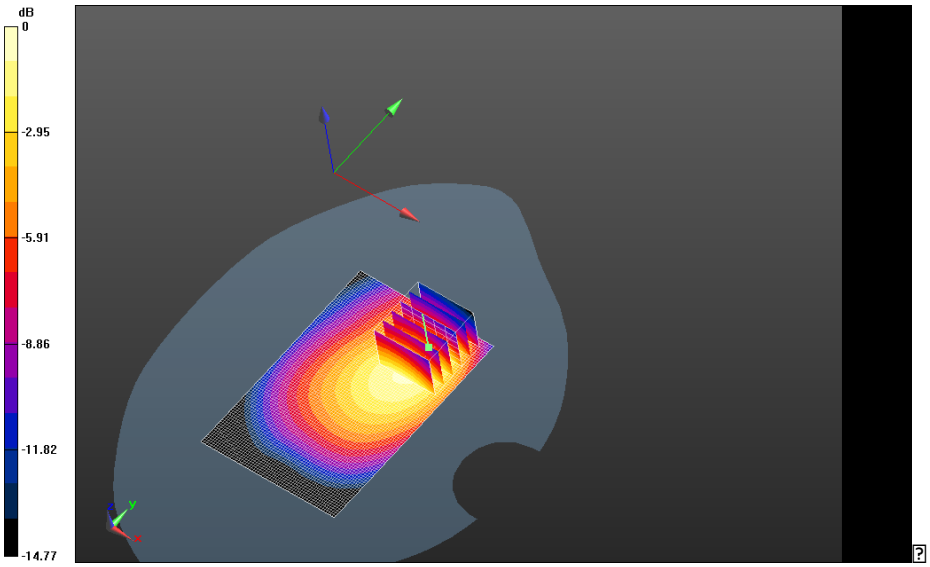

0 dB = 1.23 W/kg = 0.90 dBW/kg

This report shall NOT be reproduced except in full without the written consent of RIM Testing Services
Copyright 2005-20133, RIM Testing Services, a division of Research In Motion Limited

Mobile Hot Spot MSL - GPRS 850/Headset 10mm Device Back-2100mA - GPRS850_3-slot_chan128_amb_temp_23.3C_liq_temp_21.0C_2nd/Area Scan (61x91x1): Interpolated grid: dx=1.500 mm, dy=1.500 mm
Maximum value of SAR (interpolated) = 1.30 W/kg

Mobile Hot Spot MSL - GPRS 850/Headset 10mm Device Back-2100mA - GPRS850_3-slot_chan128_amb_temp_23.3C_liq_temp_21.0C_2nd/Zoom Scan (26x26x36)/Cube 0:
Interpolated grid: dx=1.500 mm, dy=1.500 mm, dz=1.000 mm
Reference Value = 28.909 V/m; **Power Drift = -0.111 dB**

Averaged SAR: SAR(1g) = 1.14 W/kg; SAR(10g) = 0.734 W/kg
Maximum value of SAR (interpolated) = 1.81 W/kg



0 dB = 1.37 W/kg = 1.37 dBW/kg

This report shall NOT be reproduced except in full without the written consent of RIM Testing Services
Copyright 2005-20133, RIM Testing Services, a division of Research In Motion Limited

Mobile Hot Spot MSL - GPRS 850/10mm Device Back - GPRS850_4-slot_chan190_amb_temp_23.0C_liq_temp_20.9C/Area Scan (61x91x1): Interpolated grid: dx=1.500 mm, dy=1.500 mm
Maximum value of SAR (interpolated) = 0.896 W/kg

Mobile Hot Spot MSL - GPRS 850/10mm Device Back - GPRS850_4-slot_chan190_amb_temp_23.0C_liq_temp_20.9C/Zoom Scan (26x31x36)/Cube 0: Interpolated grid: dx=1.500 mm, dy=1.500 mm, dz=1.000 mm
Reference Value = 26.919 V/m; **Power Drift = -0.015 dB**

Averaged SAR: SAR(1g) = 0.751 W/kg; SAR(10g) = 0.505 W/kg
Maximum value of SAR (interpolated) = 1.16 W/kg

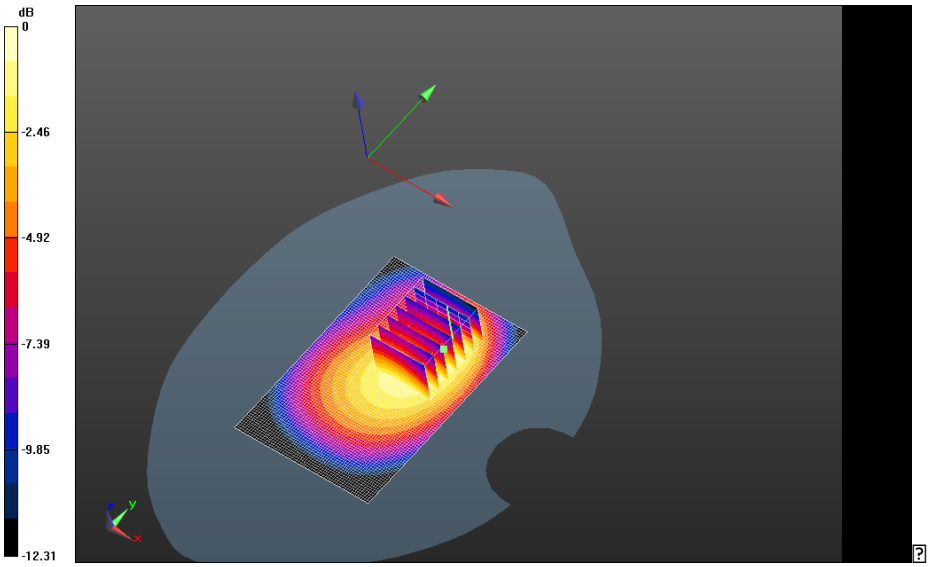

0 dB = 1.36 W/kg = 1.34 dBW/kg

This report shall NOT be reproduced except in full without the written consent of RIM Testing Services
Copyright 2005-20133, RIM Testing Services, a division of Research In Motion Limited

UMTS band V

This report shall NOT be reproduced except in full without the written consent of RIM Testing Services
Copyright 2005-20133, RIM Testing Services, a division of Research In Motion Limited

Date: 4/16/2013

Test Lab: RIM Testing Services
DUT Name: BlackBerry Smartphone, Type: Sample , Serial: 333CB445

Configuration: Mobile Hot Spot MSL - UMTS Band V

Communication System: WCDMA FDD V; Communication System Band: UMTS band V;
Frequency: 826.4 MHz
Medium Parameters used: f=826.4 MHz; σ = 0.949 S/m; ε_r = 53.114; ρ = 1.000 g/cm^3
Phantom section: Flat Section

DASY Configuration:

- Probe: ES3DV3 - SN3225; ConvF: (6.12,6.12,6.12); Calibrated: 1/10/2013;
- Sensor-Surface: 3 mm (Mechanical Surface Detection)
- Electronics: DAE4 Sn881; Calibrated: 1/14/2013
- Phantom: SAM 2; Type: SAM 4.0; Serial: 1080
- DASY52 52.8.4(1052); SEMCAD X Version 14.6.8 (7028)

Mobile Hot Spot MSL - UMTS Band V/10mm Device Back - UMTS_Band_V_chan4132_amb_temp_23.0C_liq_temp_22.2C/Area Scan (61x91x1):
Interpolated grid: dx=1.500 mm, dy=1.500 mm
Maximum value of SAR (interpolated) = 0.911 W/kg

Mobile Hot Spot MSL - UMTS Band V/10mm Device Back - UMTS_Band_V_chan4132_amb_temp_23.0C_liq_temp_22.2C/Zoom Scan (21x21x36)/Cube 0:
Interpolated grid: dx=1.500 mm, dy=1.500 mm, dz=1.000 mm
Reference Value = 27.088 V/m; **Power Drift = 0.00394 dB**

Averaged SAR: SAR(1g) = 0.823 W/kg; SAR(10g) = 0.541 W/kg
Maximum value of SAR (interpolated) = 1.28 W/kg

This report shall NOT be reproduced except in full without the written consent of RIM Testing Services
Copyright 2005-20133, RIM Testing Services, a division of Research In Motion Limited



0 dB = 0.959 W/kg = -0.18 dBW/kg

This report shall NOT be reproduced except in full without the written consent of RIM Testing Services
Copyright 2005-20133, RIM Testing Services, a division of Research In Motion Limited

Mobile Hot Spot MSL - UMTS Band V/10mm Device Back - UMTS_Band_V_chan4182_amb_temp_23.0C_liq_temp_22.2C/Area Scan (61x91x1):
Interpolated grid: dx=1.500 mm, dy=1.500 mm
Maximum value of SAR (interpolated) = 0.977 W/kg

Mobile Hot Spot MSL - UMTS Band V/10mm Device Back - UMTS_Band_V_chan4182_amb_temp_23.0C_liq_temp_22.2C/Zoom Scan (21x21x36)/Cube 0:
Interpolated grid: dx=1.500 mm, dy=1.500 mm, dz=1.000 mm
Reference Value = 27.734 V/m; **Power Drift = -0.050 dB**

Averaged SAR: SAR(1g) = 0.863 W/kg; SAR(10g) = 0.572 W/kg
Maximum value of SAR (interpolated) = 1.31 W/kg



0 dB = 0.959 W/kg = -0.18 dBW/kg

This report shall NOT be reproduced except in full without the written consent of RIM Testing Services
Copyright 2005-20133, RIM Testing Services, a division of Research In Motion Limited

Mobile Hot Spot MSL - UMTS Band V/10mm Device Back 2100mA Battery - UMTS_Band_V_chan4182_amb_temp_22.9C_liq_temp_22.2C/Area Scan (61x91x1):
Interpolated grid: dx=1.500 mm, dy=1.500 mm
Maximum value of SAR (interpolated) = 1.01 W/kg

Mobile Hot Spot MSL - UMTS Band V/10mm Device Back 2100mA Battery - UMTS_Band_V_chan4182_amb_temp_22.9C_liq_temp_22.2C/Zoom Scan (26x36x36)/Cube 0:
Interpolated grid: dx=1.500 mm, dy=1.500 mm, dz=1.000 mm
Reference Value = 27.889 V/m; **Power Drift = 0.00826 dB**

Averaged SAR: SAR(1g) = 0.867 W/kg; SAR(10g) = 0.588 W/kg
Maximum value of SAR (interpolated) = 1.32 W/kg

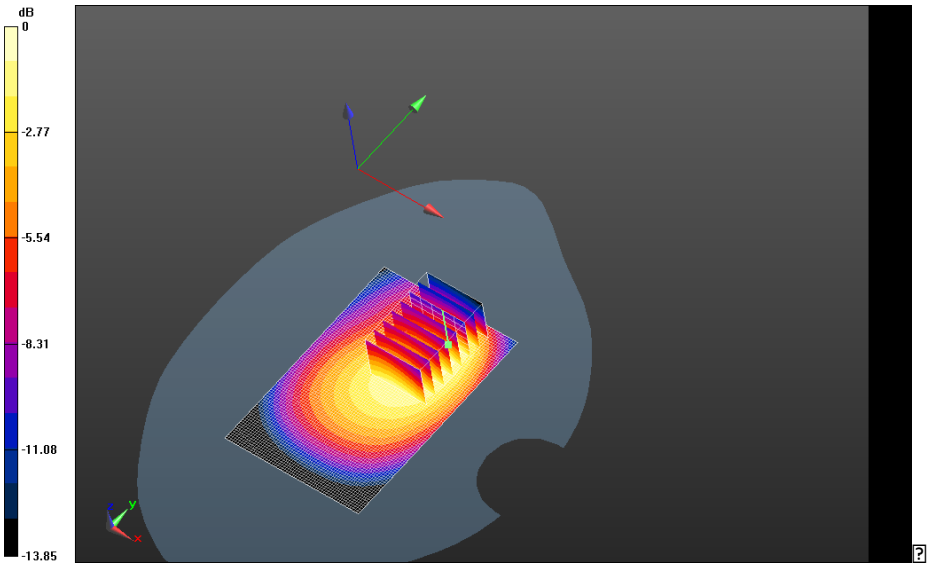

0 dB = 1.01 W/kg = 0.04 dBW/kg

This report shall NOT be reproduced except in full without the written consent of RIM Testing Services
Copyright 2005-20133, RIM Testing Services, a division of Research In Motion Limited

Mobile Hot Spot MSL - UMTS Band V/10mm Device Back 2100mA Battery - UMTS_Band_V_chan4182_amb_temp_23.1C_liq_temp_22.2C_2nd_Scan/Area Scan (61x91x1):
Interpolated grid: dx=1.500 mm, dy=1.500 mm
Maximum value of SAR (interpolated) = 1.01 W/kg

Mobile Hot Spot MSL - UMTS Band V/10mm Device Back 2100mA Battery - UMTS_Band_V_chan4182_amb_temp_23.1C_liq_temp_22.2C_2nd_Scan/Zoom Scan (26x36x36)/Cube 0: Interpolated grid: dx=1.500 mm, dy=1.500 mm, dz=1.000 mm
Reference Value = 27.754 V/m; **Power Drift = 0.074 dB**

Averaged SAR: SAR(1g) = 0.846 W/kg; SAR(10g) = 0.582 W/kg
Maximum value of SAR (interpolated) = 1.27 W/kg

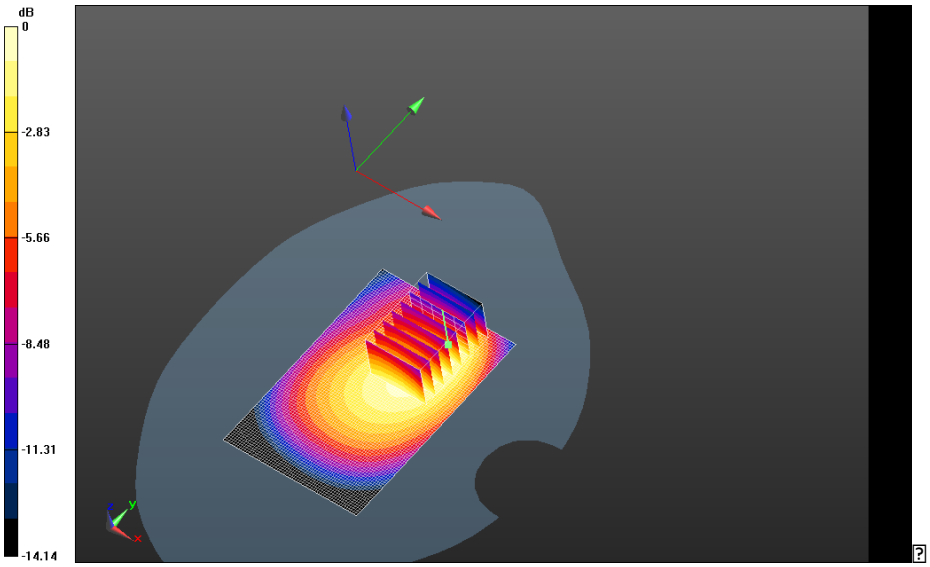

0 dB = 1.02 W/kg = 0.09 dBW/kg

This report shall NOT be reproduced except in full without the written consent of RIM Testing Services
Copyright 2005-20133, RIM Testing Services, a division of Research In Motion Limited

Mobile Hot Spot MSL - UMTS Band V/10mm Device Back - UMTS_Band_V_chan4223_amb_temp_23.1C_liq_temp_22.2C/Area Scan (61x91x1):
Interpolated grid: dx=1.500 mm, dy=1.500 mm
Maximum value of SAR (interpolated) = 0.937 W/kg

Mobile Hot Spot MSL - UMTS Band V/10mm Device Back - UMTS_Band_V_chan4223_amb_temp_23.1C_liq_temp_22.2C/Zoom Scan (21x21x36)/Cube 0:
Interpolated grid: dx=1.500 mm, dy=1.500 mm, dz=1.000 mm
Reference Value = 26.444 V/m; **Power Drift = -0.063 dB**

Averaged SAR: SAR(1g) = 0.831 W/kg; SAR(10g) = 0.535 W/kg
Maximum value of SAR (interpolated) = 1.28 W/kg



0 dB = 0.982 W/kg = -0.08 dBW/kg

This report shall NOT be reproduced except in full without the written consent of RIM Testing Services
Copyright 2005-20133, RIM Testing Services, a division of Research In Motion Limited

Mobile Hot Spot MSL - UMTS Band V/10mm Device Front - UMTS_Band_V_chan4182_amb_temp_23.0C_liq_temp_22.2C/Area Scan (61x91x1):
Interpolated grid: dx=1.500 mm, dy=1.500 mm
Maximum value of SAR (interpolated) = 0.775 W/kg

Mobile Hot Spot MSL - UMTS Band V/10mm Device Front - UMTS_Band_V_chan4182_amb_temp_23.0C_liq_temp_22.2C/Zoom Scan (26x26x36)/Cube 0:
Interpolated grid: dx=1.500 mm, dy=1.500 mm, dz=1.000 mm
Reference Value = 25.903 V/m; **Power Drift = -0.018 dB**

Averaged SAR: SAR(1g) = 0.692 W/kg; SAR(10g) = 0.514 W/kg
Maximum value of SAR (interpolated) = 0.902 W/kg

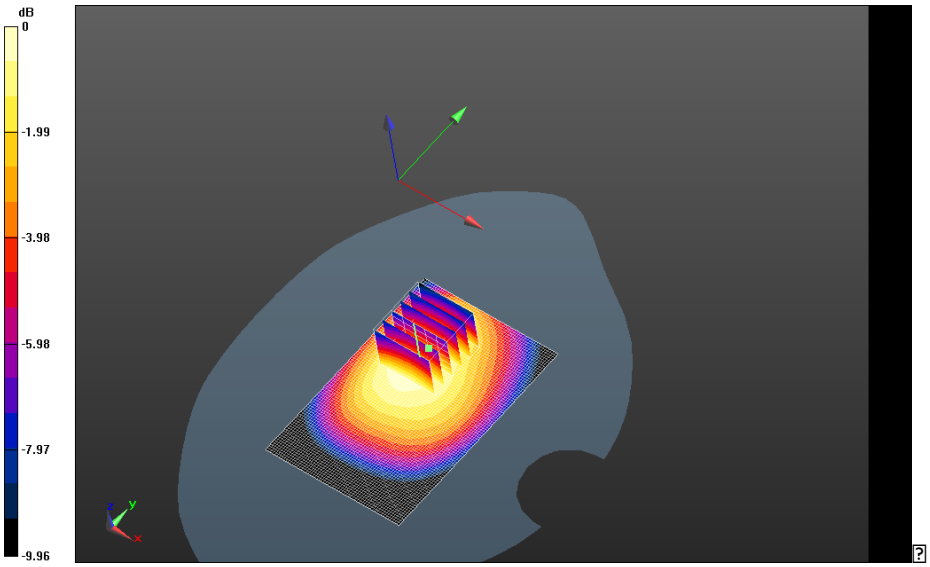

0 dB = 0.975 W/kg = -0.11 dBW/kg

This report shall NOT be reproduced except in full without the written consent of RIM Testing Services
Copyright 2005-20133, RIM Testing Services, a division of Research In Motion Limited

Mobile Hot Spot MSL - UMTS Band V/10mm Device Left - UMTS_Band_V_chan4182_amb_temp_23.0C_liq_temp_22.2C/Area Scan (31x91x1):
Interpolated grid: dx=1.500 mm, dy=1.500 mm
Maximum value of SAR (interpolated) = 0.337 W/kg

Mobile Hot Spot MSL - UMTS Band V/10mm Device Left - UMTS_Band_V_chan4182_amb_temp_23.0C_liq_temp_22.2C/Zoom Scan (21x21x36)/Cube 0:
Interpolated grid: dx=1.500 mm, dy=1.500 mm, dz=1.000 mm
Reference Value = 19.306 V/m; **Power Drift = 0.054 dB**

Averaged SAR: SAR(1g) = 0.297 W/kg; SAR(10g) = 0.204 W/kg
Maximum value of SAR (interpolated) = 0.421 W/kg

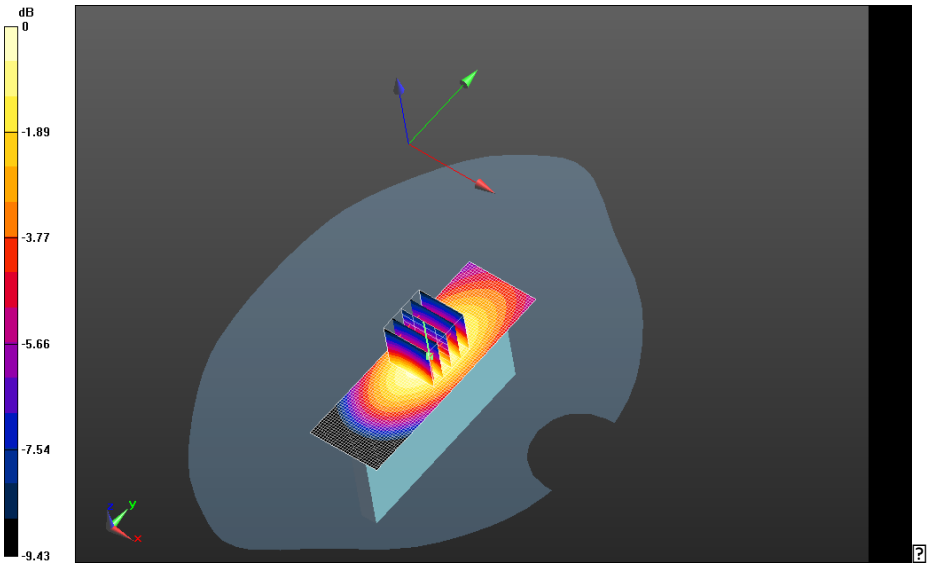

0 dB = 0.770 W/kg = -1.14 dBW/kg

This report shall NOT be reproduced except in full without the written consent of RIM Testing Services
Copyright 2005-20133, RIM Testing Services, a division of Research In Motion Limited

Mobile Hot Spot MSL - UMTS Band V/10mm Device Right - UMTS_Band_V_chan4182_amb_temp_23.2C_liq_temp_22.2C/Area Scan (31x91x1):
Interpolated grid: dx=1.500 mm, dy=1.500 mm
Maximum value of SAR (interpolated) = 0.868 W/kg

Mobile Hot Spot MSL - UMTS Band V/10mm Device Right - UMTS_Band_V_chan4182_amb_temp_23.2C_liq_temp_22.2C/Zoom Scan (21x21x36)/Cube 0:
Interpolated grid: dx=1.500 mm, dy=1.500 mm, dz=1.000 mm
Reference Value = 30.422 V/m; **Power Drift = 0.0034 dB**

Averaged SAR: SAR(1g) = 0.781 W/kg; SAR(10g) = 0.530 W/kg
Maximum value of SAR (interpolated) = 1.12 W/kg

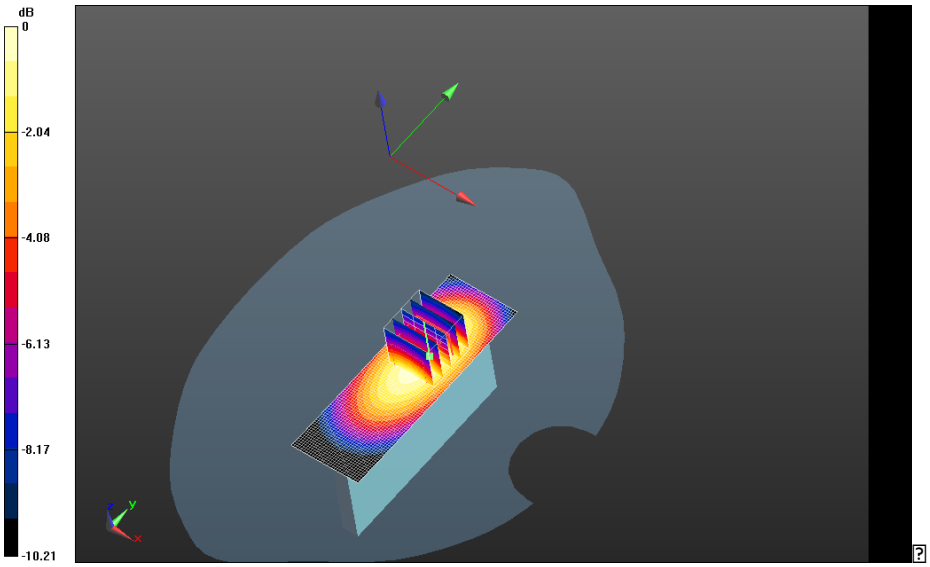

0 dB = 0.342 W/kg = -4.66 dBW/kg

This report shall NOT be reproduced except in full without the written consent of RIM Testing Services
Copyright 2005-20133, RIM Testing Services, a division of Research In Motion Limited

Mobile Hot Spot MSL - UMTS Band V/10mm Device Bottom - UMTS_Band_V_chan4182_amb_temp_22.9C_liq_temp_22.2C/Area Scan (31x71x1):
Interpolated grid: dx=1.500 mm, dy=1.500 mm
Maximum value of SAR (interpolated) = 0.428 W/kg

Mobile Hot Spot MSL - UMTS Band V/10mm Device Bottom - UMTS_Band_V_chan4182_amb_temp_22.9C_liq_temp_22.2C/Zoom Scan (21x21x36)/Cube 0:
Interpolated grid: dx=1.500 mm, dy=1.500 mm, dz=1.000 mm
Reference Value = 21.303 V/m; **Power Drift = 0.019 dB**

Averaged SAR: SAR(1g) = 0.355 W/kg; SAR(10g) = 0.228 W/kg
Maximum value of SAR (interpolated) = 0.527 W/kg

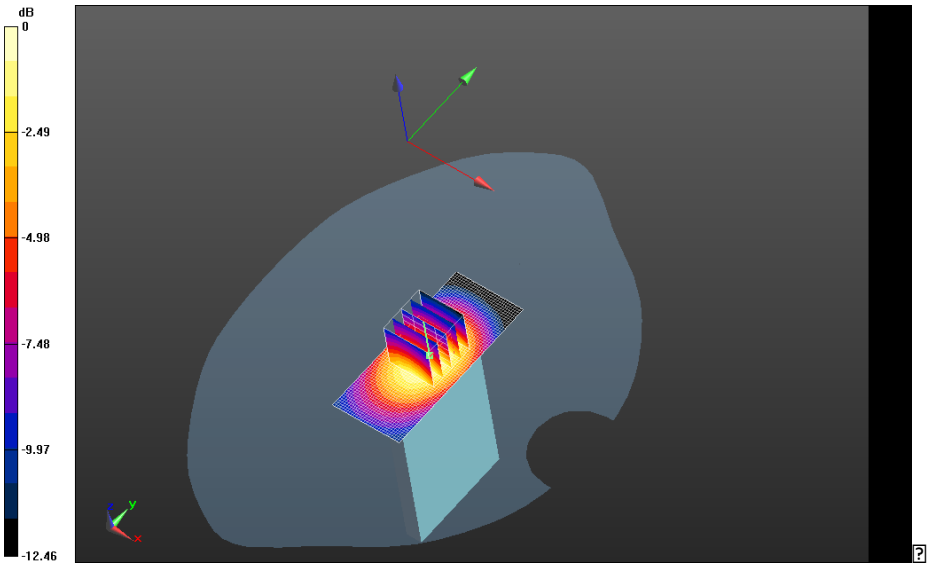

0 dB = 0.897 W/kg = -0.47 dBW/kg

This report shall NOT be reproduced except in full without the written consent of RIM Testing Services
Copyright 2005-20133, RIM Testing Services, a division of Research In Motion Limited

Mobile Hot Spot MSL - UMTS Band V/Headset 10mm Device Back - UMTS_Band_V_chan4182_amb_temp_22.9C_liq_temp_22.2C/Area Scan (61x91x1):
Interpolated grid: dx=1.500 mm, dy=1.500 mm
Maximum value of SAR (interpolated) = 0.978 W/kg

Mobile Hot Spot MSL - UMTS Band V/Headset 10mm Device Back - UMTS_Band_V_chan4182_amb_temp_22.9C_liq_temp_22.2C/Zoom Scan (26x26x36)/Cube 0:
Interpolated grid: dx=1.500 mm, dy=1.500 mm, dz=1.000 mm
Reference Value = 24.114 V/m; **Power Drift = 0.029 dB**

Averaged SAR: SAR(1g) = 0.838 W/kg; SAR(10g) = 0.532 W/kg
Maximum value of SAR (interpolated) = 1.32 W/kg

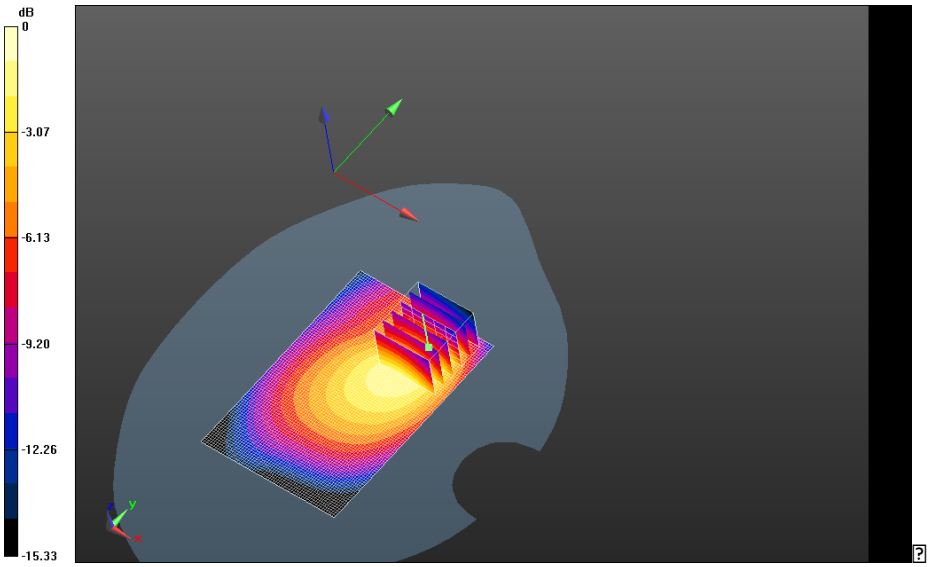

0 dB = 0.414 W/kg = -3.83 dBW/kg

This report shall NOT be reproduced except in full without the written consent of RIM Testing Services
Copyright 2005-20133, RIM Testing Services, a division of Research In Motion Limited

CDMA 850

This report shall NOT be reproduced except in full without the written consent of RIM Testing Services
Copyright 2005-20133, RIM Testing Services, a division of Research In Motion Limited

Date: 4/16/2013

Test Lab: RIM Testing Services
DUT Name: BlackBerry Smartphone, Type: Sample , Serial: 333CB445

Configuration: Mobile Hot Spot MSL - CDMA 850

Communication System: CDMA 850; Communication System Band: CDMA 2000 Cellular; Frequency: 824.7 MHz
Medium Parameters used: f=825 MHz; σ = 0.947 S/m; ε_r = 53.134; ρ = 1.000 g/cm^3
Phantom section: Flat Section

DASY Configuration:

- Probe: ES3DV3 - SN3225; ConvF: (6.12,6.12,6.12); Calibrated: 1/10/2013;
- Sensor-Surface: 3 mm (Mechanical Surface Detection)
- Electronics: DAE4 Sn881; Calibrated: 1/14/2013
- Phantom: SAM 2; Type: SAM 4.0; Serial: 1080
- DASY52 52.8.4(1052); SEMCAD X Version 14.6.8 (7028)

Mobile Hot Spot MSL - CDMA 850/10mm Device Back - CDMA850_chan1013_amb_temp_23.2C_liq_temp_21.7C/Area Scan (61x91x1): Interpolated grid: dx=1.500 mm, dy=1.500 mm
Maximum value of SAR (interpolated) = 1.19 W/kg

Mobile Hot Spot MSL - CDMA 850/10mm Device Back - CDMA850_chan1013_amb_temp_23.2C_liq_temp_21.7C/Zoom Scan (21x21x36)/Cube 0:
Interpolated grid: dx=1.500 mm, dy=1.500 mm, dz=1.000 mm
Reference Value = 26.254 V/m; **Power Drift = 0.046 dB**

Averaged SAR: SAR(1g) = 1.03 W/kg; SAR(10g) = 0.673 W/kg
Maximum value of SAR (interpolated) = 1.62 W/kg

This report shall NOT be reproduced except in full without the written consent of RIM Testing Services
Copyright 2005-20133, RIM Testing Services, a division of Research In Motion Limited

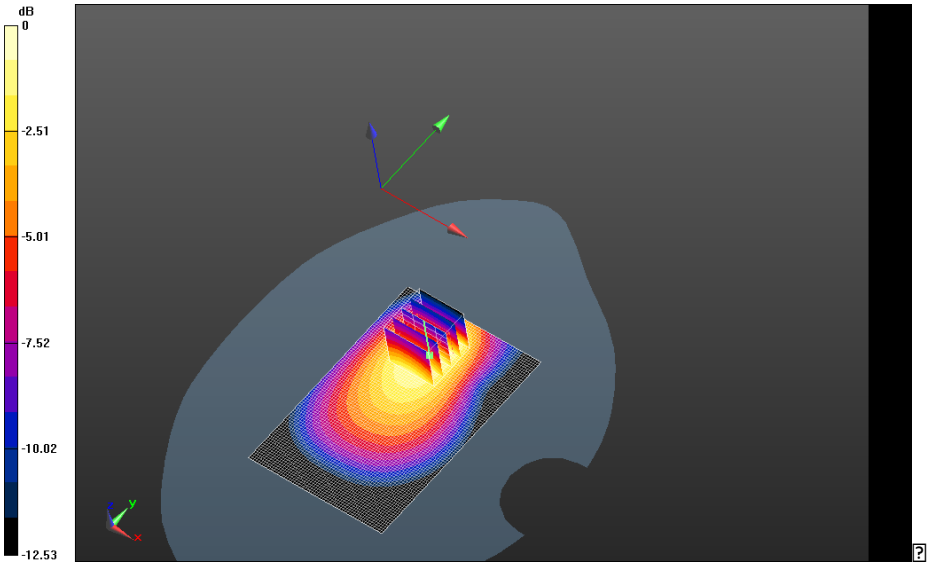

0 dB = 1.19 W/kg = 0.76 dBW/kg

This report shall NOT be reproduced except in full without the written consent of RIM Testing Services
Copyright 2005-20133, RIM Testing Services, a division of Research In Motion Limited

Mobile Hot Spot MSL - CDMA 850/10mm Device Back - CDMA850_chan1013_amb_temp_23.2C_liq_temp_21.7C_2nd_Scan/Area Scan (61x91x1):
Interpolated grid: dx=1.500 mm, dy=1.500 mm
Maximum value of SAR (interpolated) = 1.18 W/kg

Mobile Hot Spot MSL - CDMA 850/10mm Device Back - CDMA850_chan1013_amb_temp_23.2C_liq_temp_21.7C_2nd_Scan/Zoom Scan (21x21x36)/Cube 0: Interpolated grid: dx=1.500 mm, dy=1.500 mm, dz=1.000 mm
Reference Value = 26.712 V/m; **Power Drift = -0.095 dB**

Averaged SAR: SAR(1g) = 1.03 W/kg; SAR(10g) = 0.675 W/kg
Maximum value of SAR (interpolated) = 1.60 W/kg

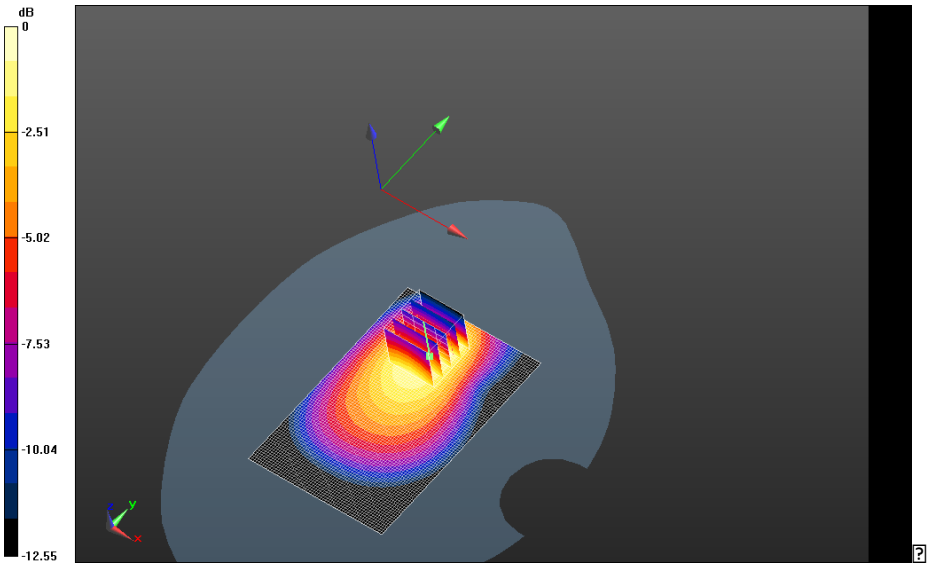

0 dB = 1.19 W/kg = 0.76 dBW/kg

This report shall NOT be reproduced except in full without the written consent of RIM Testing Services
Copyright 2005-20133, RIM Testing Services, a division of Research In Motion Limited

Mobile Hot Spot MSL - CDMA 850/10mm Device Back - CDMA850_chan384_amb_temp_23.2C_liq_temp_21.7C/Area Scan (61x91x1): Interpolated grid: dx=1.500 mm, dy=1.500 mm
Maximum value of SAR (interpolated) = 0.819 W/kg

Mobile Hot Spot MSL - CDMA 850/10mm Device Back - CDMA850_chan384_amb_temp_23.2C_liq_temp_21.7C/Zoom Scan (26x26x36)/Cube 0:
Interpolated grid: dx=1.500 mm, dy=1.500 mm, dz=1.000 mm
Reference Value = 24.019 V/m; **Power Drift = -0.102 dB**

Averaged SAR: SAR(1g) = 0.691 W/kg; SAR(10g) = 0.467 W/kg
Maximum value of SAR (interpolated) = 1.05 W/kg

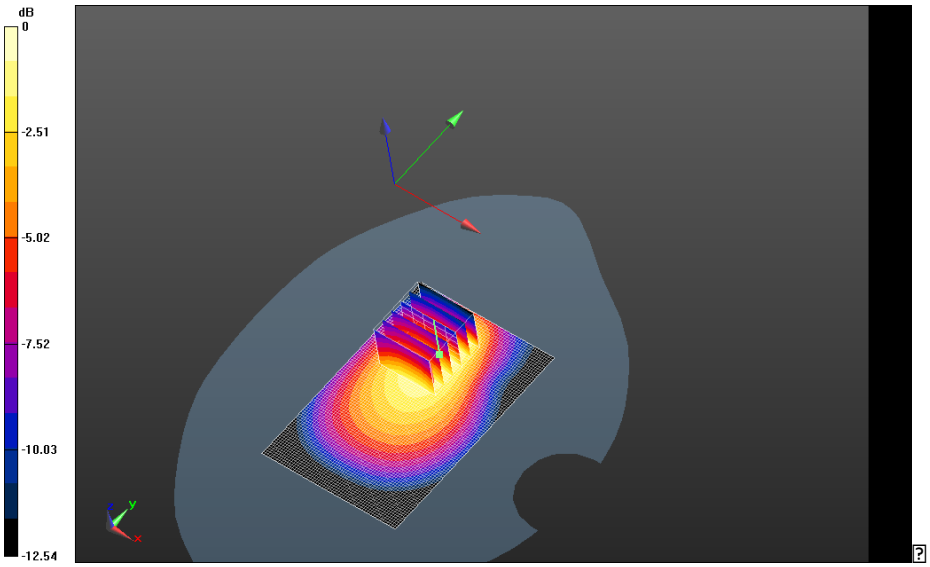

0 dB = 1.20 W/kg = 0.79 dBW/kg

This report shall NOT be reproduced except in full without the written consent of RIM Testing Services
Copyright 2005-20133, RIM Testing Services, a division of Research In Motion Limited

Mobile Hot Spot MSL - CDMA 850/10mm Device Back - CDMA850_chan777_amb_temp_23.2C_liq_temp_21.7C/Area Scan (61x91x1): Interpolated grid: dx=1.500 mm, dy=1.500 mm
Maximum value of SAR (interpolated) = 0.904 W/kg

Mobile Hot Spot MSL - CDMA 850/10mm Device Back - CDMA850_chan777_amb_temp_23.2C_liq_temp_21.7C/Zoom Scan (26x26x36)/Cube 0:
Interpolated grid: dx=1.500 mm, dy=1.500 mm, dz=1.000 mm
Reference Value = 25.963 V/m; **Power Drift = -0.119 dB**

Averaged SAR: SAR(1g) = 0.761 W/kg; SAR(10g) = 0.527 W/kg
Maximum value of SAR (interpolated) = 1.13 W/kg

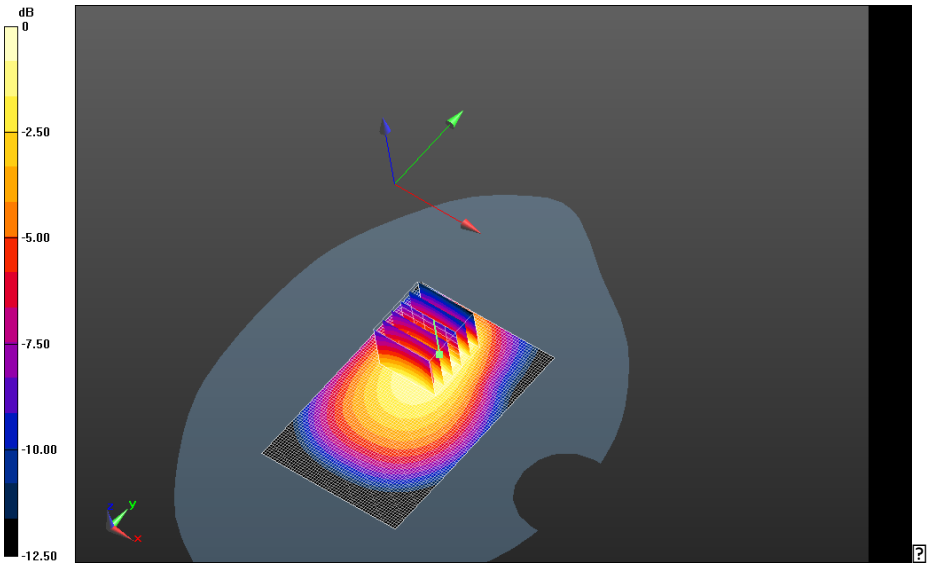

0 dB = 0.801 W/kg = -0.96 dBW/kg

This report shall NOT be reproduced except in full without the written consent of RIM Testing Services
Copyright 2005-20133, RIM Testing Services, a division of Research In Motion Limited

Mobile Hot Spot MSL - CDMA 850/10mm Device Front - CDMA850_chan384_amb_temp_23.2C_liq_temp_21.7C/Area Scan (61x91x1): Interpolated grid: dx=1.500 mm, dy=1.500 mm
Maximum value of SAR (interpolated) = 0.481 W/kg

Mobile Hot Spot MSL - CDMA 850/10mm Device Front - CDMA850_chan384_amb_temp_23.2C_liq_temp_21.7C/Zoom Scan (21x21x36)/Cube 0:
Interpolated grid: dx=1.500 mm, dy=1.500 mm, dz=1.000 mm
Reference Value = 20.670 V/m; **Power Drift = 0.023 dB**

Averaged SAR: SAR(1g) = 0.439 W/kg; SAR(10g) = 0.324 W/kg
Maximum value of SAR (interpolated) = 0.563 W/kg



0 dB = 0.848 W/kg = -0.72 dBW/kg

This report shall NOT be reproduced except in full without the written consent of RIM Testing Services
Copyright 2005-20133, RIM Testing Services, a division of Research In Motion Limited

Mobile Hot Spot MSL - CDMA 850/10mm Device Left - CDMA850_chan384_amb_temp_23.2C_liq_temp_21.7C/Area Scan (31x91x1): Interpolated grid: dx=1.500 mm, dy=1.500 mm
Maximum value of SAR (interpolated) = 0.481 W/kg

Mobile Hot Spot MSL - CDMA 850/10mm Device Left - CDMA850_chan384_amb_temp_23.2C_liq_temp_21.7C/Zoom Scan (21x21x36)/Cube 0:
Interpolated grid: dx=1.500 mm, dy=1.500 mm, dz=1.000 mm
Reference Value = 22.718 V/m; **Power Drift = 0.021 dB**

Averaged SAR: SAR(1g) = 0.431 W/kg; SAR(10g) = 0.296 W/kg
Maximum value of SAR (interpolated) = 0.612 W/kg

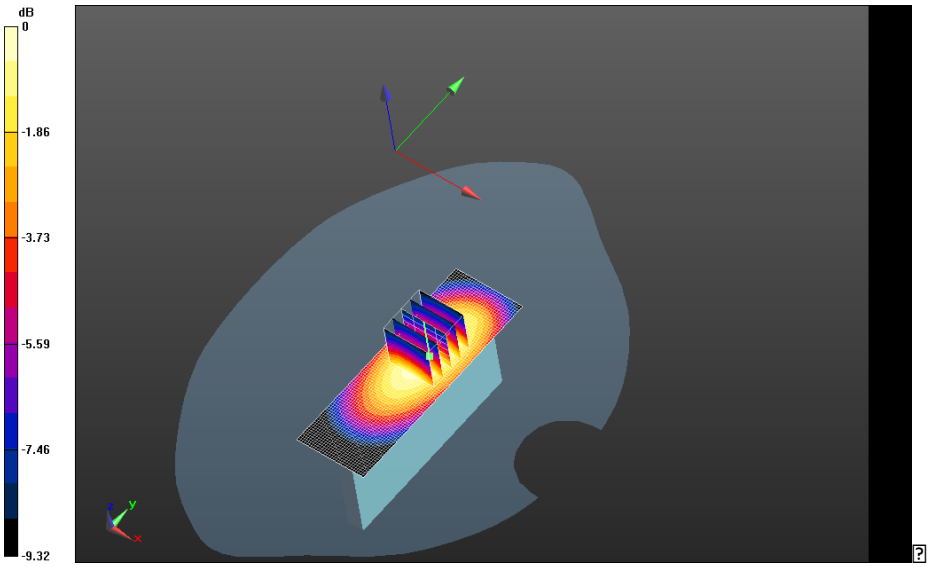

0 dB = 0.485 W/kg = -3.14 dBW/kg

This report shall NOT be reproduced except in full without the written consent of RIM Testing Services
Copyright 2005-20133, RIM Testing Services, a division of Research In Motion Limited

Mobile Hot Spot MSL - CDMA 850/10mm Device Right - CDMA850_chan384_amb_temp_23.2C_liq_temp_21.7C/Area Scan (31x91x1): Interpolated grid: dx=1.500 mm, dy=1.500 mm
Maximum value of SAR (interpolated) = 0.170 W/kg

Mobile Hot Spot MSL - CDMA 850/10mm Device Right - CDMA850_chan384_amb_temp_23.2C_liq_temp_21.7C/Zoom Scan (21x21x36)/Cube 0:
Interpolated grid: dx=1.500 mm, dy=1.500 mm, dz=1.000 mm
Reference Value = 13.675 V/m; **Power Drift = -0.026 dB**

Averaged SAR: SAR(1g) = 0.147 W/kg; SAR(10g) = 0.100 W/kg
Maximum value of SAR (interpolated) = 0.211 W/kg

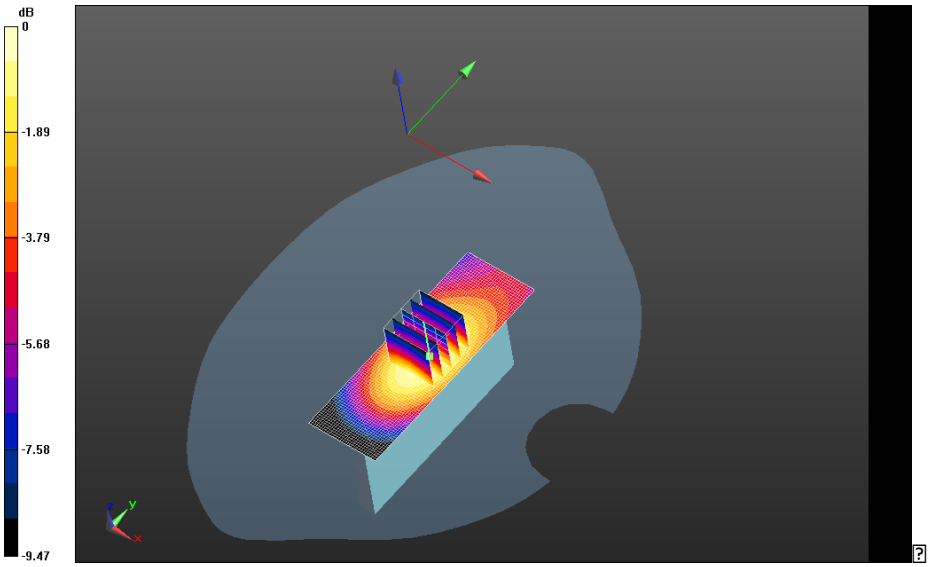

0 dB = 0.497 W/kg = -3.04 dBW/kg

This report shall NOT be reproduced except in full without the written consent of RIM Testing Services
Copyright 2005-20133, RIM Testing Services, a division of Research In Motion Limited

Mobile Hot Spot MSL - CDMA 850/10mm Device Bottom - CDMA850_chan384_amb_temp_23.2C_liq_temp_21.7C/Area Scan (31x71x1): Interpolated grid: dx=1.500 mm, dy=1.500 mm
Maximum value of SAR (interpolated) = 0.227 W/kg

Mobile Hot Spot MSL - CDMA 850/10mm Device Bottom - CDMA850_chan384_amb_temp_23.2C_liq_temp_21.7C/Zoom Scan (21x21x36)/Cube 0:
Interpolated grid: dx=1.500 mm, dy=1.500 mm, dz=1.000 mm
Reference Value = 15.360 V/m; **Power Drift = 0.048 dB**

Averaged SAR: SAR(1g) = 0.192 W/kg; SAR(10g) = 0.123 W/kg
Maximum value of SAR (interpolated) = 0.291 W/kg

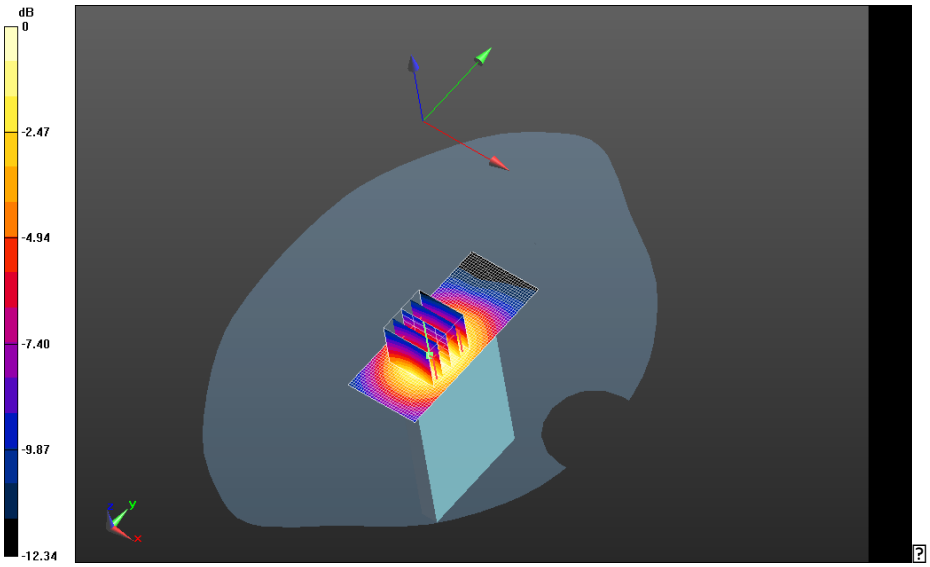

0 dB = 0.170 W/kg = -7.70 dBW/kg

This report shall NOT be reproduced except in full without the written consent of RIM Testing Services
Copyright 2005-20133, RIM Testing Services, a division of Research In Motion Limited

Mobile Hot Spot MSL - CDMA 850/Headset 10mm Device Back - CDMA850_chan1013_amb_temp_23.2C_liq_temp_22.1C_2nd_Scan/Area Scan (61x91x1):
Interpolated grid: dx=1.500 mm, dy=1.500 mm
Maximum value of SAR (interpolated) = 0.790 W/kg

Mobile Hot Spot MSL - CDMA 850/Headset 10mm Device Back - CDMA850_chan1013_amb_temp_23.2C_liq_temp_22.1C_2nd_Scan/Zoom Scan (26x26x36)/Cube 0: Interpolated grid: dx=1.500 mm, dy=1.500 mm, dz=1.000 mm
Reference Value = 21.534 V/m; **Power Drift = -0.040 dB**

Averaged SAR: SAR(1g) = 0.720 W/kg; SAR(10g) = 0.444 W/kg
Maximum value of SAR (interpolated) = 1.23 W/kg

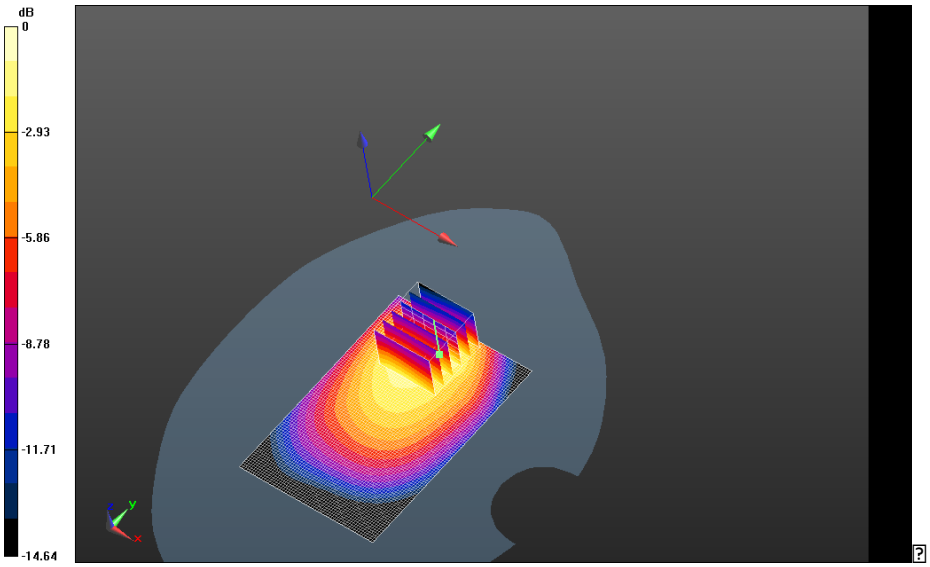

0 dB = 0.222 W/kg = -6.54 dBW/kg

This report shall NOT be reproduced except in full without the written consent of RIM Testing Services
Copyright 2005-20133, RIM Testing Services, a division of Research In Motion Limited

Mobile Hot Spot MSL - CDMA 850/10mm Device Back 2100mA - CDMA850_chan1013_amb_temp_23.2C_liq_temp_22.1C/Area Scan (61x91x1): Interpolated grid: dx=1.500 mm, dy=1.500 mm
Maximum value of SAR (interpolated) = 1.08 W/kg

Mobile Hot Spot MSL - CDMA 850/10mm Device Back 2100mA - CDMA850_chan1013_amb_temp_23.2C_liq_temp_22.1C/Zoom Scan (21x21x36)/Cube 0:
Interpolated grid: dx=1.500 mm, dy=1.500 mm, dz=1.000 mm
Reference Value = 25.296 V/m; **Power Drift = -0.015 dB**

Averaged SAR: SAR(1g) = 0.963 W/kg; SAR(10g) = 0.631 W/kg
Maximum value of SAR (interpolated) = 1.51 W/kg

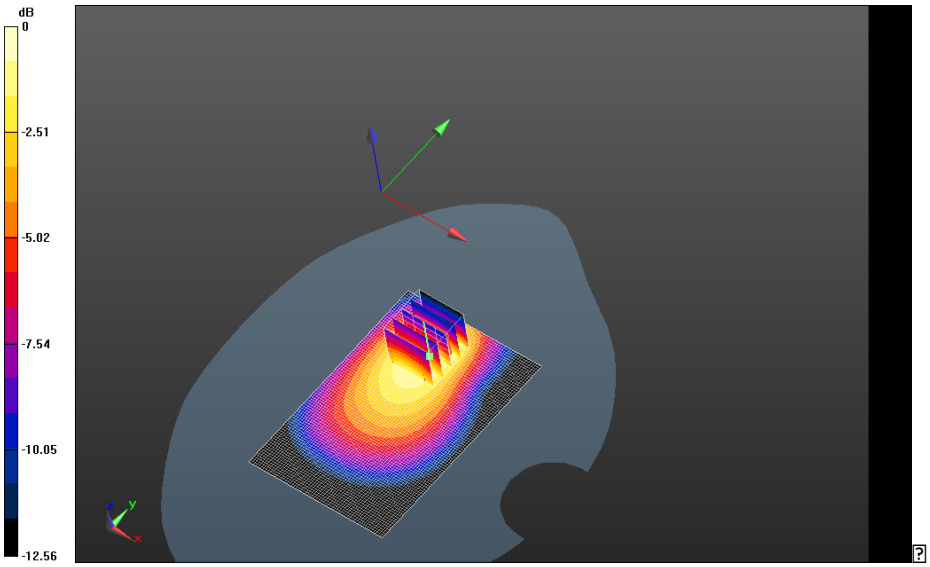

0 dB = 0.856 W/kg = -0.68 dBW/kg

This report shall NOT be reproduced except in full without the written consent of RIM Testing Services
Copyright 2005-20133, RIM Testing Services, a division of Research In Motion Limited

GPRS 1900

This report shall NOT be reproduced except in full without the written consent of RIM Testing Services
Copyright 2005-20133, RIM Testing Services, a division of Research In Motion Limited

Date: 4/9/2013

Test Lab: RIM Testing Services
DUT Name: BlackBerry Smartphone, Type: Sample , Serial: 333CB445

Configuration: Mobile Hot Spot MSL - GPRS 1900

Communication System: GPRS 1900; Communication System Band: GPRS 1900; Frequency: 1880 MHz
Medium Parameters used: f=1880 MHz; σ = 1.515 S/m; ε_r = 50.915; ρ = 1.000 g/cm^3
Phantom section: Flat Section

DASY Configuration:

- Probe: ES3DV3 - SN3225; ConvF: (5.04,5.04,5.04); Calibrated: 1/10/2013;
- Sensor-Surface: 3 mm (Mechanical Surface Detection)
- Electronics: DAE4 Sn881; Calibrated: 1/14/2013
- Phantom: SAM 2; Type: SAM 4.0; Serial: 1080
- DASY52 52.8.4(1052); SEMCAD X Version 14.6.8 (7028)

Mobile Hot Spot MSL - GPRS 1900/10mm Device Back - GPRS_1900_2-slot_chan661_amb_temp_23.2C_liq_temp_21.1C/Area Scan (61x91x1): Interpolated grid: dx=1.500 mm, dy=1.500 mm
Reference Value = 6.731 V/m; **Power Drift = 0.044 dB**

Mobile Hot Spot MSL - GPRS 1900/10mm Device Back - GPRS_1900_2-slot_chan661_amb_temp_23.2C_liq_temp_21.1C/Zoom Scan (21x21x36)/Cube 0: Interpolated grid: dx=1.500 mm, dy=1.500 mm, dz=1.000 mm
Reference Value = 21.385 V/m; **Power Drift = 0.044 dB**

Averaged SAR: SAR(1g) = 0.610 W/kg; SAR(10g) = 0.358 W/kg
Maximum value of SAR (interpolated) = 1.01 W/kg

Mobile Hot Spot MSL - GPRS 1900/10mm Device Back - GPRS_1900_2-slot_chan661_amb_temp_23.2C_liq_temp_21.1C/Zoom Scan 2 (36x36x36)/Cube 0:
Interpolated grid: dx=1.500 mm, dy=1.500 mm, dz=1.000 mm
Reference Value = 21.385 V/m; **Power Drift = 0.069 dB**

Averaged SAR: SAR(1g) = 0.611 W/kg; SAR(10g) = 0.358 W/kg
Maximum value of SAR (interpolated) = 1.02 W/kg

This report shall NOT be reproduced except in full without the written consent of RIM Testing Services
Copyright 2005-20133, RIM Testing Services, a division of Research In Motion Limited

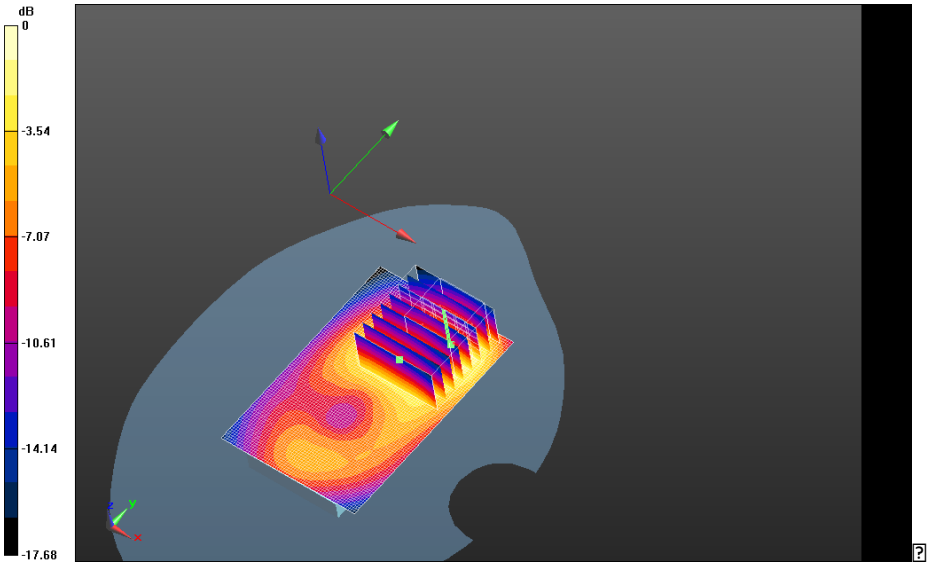

0 dB = 0.743 W/kg = -1.29 dBW/kg

This report shall NOT be reproduced except in full without the written consent of RIM Testing Services
Copyright 2005-20133, RIM Testing Services, a division of Research In Motion Limited

Mobile Hot Spot MSL - GPRS 1900/10mm Device Front - GPRS_1900_2-slot_chan661_amb_temp_23.2C_liq_temp_21.1C/Area Scan (61x101x1): Interpolated grid: dx=1.500 mm, dy=1.500 mm
Reference Value = 6.044 V/m; **Power Drift = -0.047 dB**

Mobile Hot Spot MSL - GPRS 1900/10mm Device Front - GPRS_1900_2-slot_chan661_amb_temp_23.2C_liq_temp_21.1C/Zoom Scan (26x26x36)/Cube 0: Interpolated grid: dx=1.500 mm, dy=1.500 mm, dz=1.000 mm
Reference Value = 17.547 V/m; **Power Drift = -0.047 dB**

Averaged SAR: SAR(1g) = 0.364 W/kg; SAR(10g) = 0.220 W/kg
Maximum value of SAR (interpolated) = 0.591 W/kg

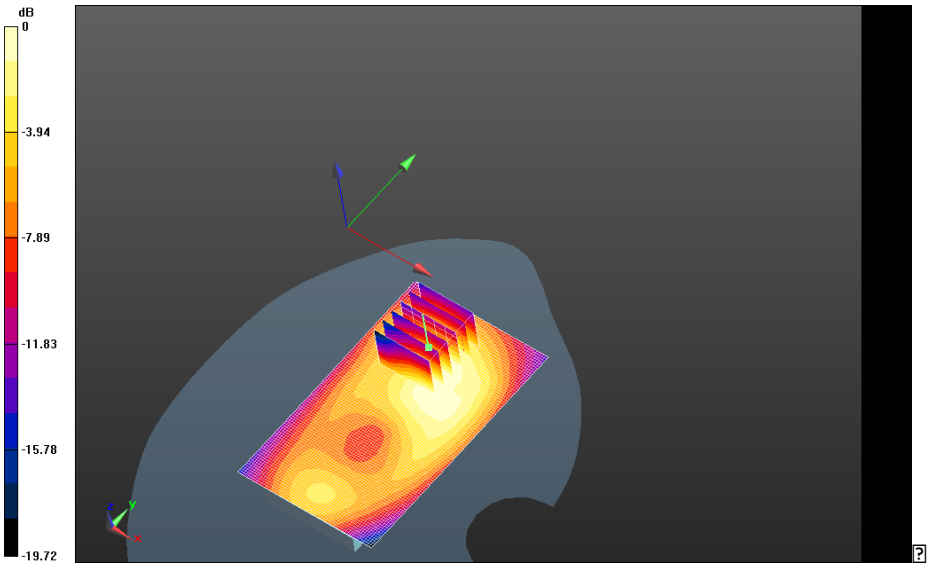

0 dB = 0.743 W/kg = -1.29 dBW/kg

This report shall NOT be reproduced except in full without the written consent of RIM Testing Services
Copyright 2005-20133, RIM Testing Services, a division of Research In Motion Limited

Mobile Hot Spot MSL - GPRS 1900/10mm Device Left - GPRS_1900_2-slot_chan661_amb_temp_23.2C_liq_temp_21.1C/Area Scan (31x101x1): Interpolated grid: dx=1.500 mm, dy=1.500 mm
Reference Value = 8.213 V/m; **Power Drift = -0.038 dB**

Mobile Hot Spot MSL - GPRS 1900/10mm Device Left - GPRS_1900_2-slot_chan661_amb_temp_23.2C_liq_temp_21.1C/Zoom Scan (21x21x36)/Cube 0: Interpolated grid: dx=1.500 mm, dy=1.500 mm, dz=1.000 mm
Reference Value = 9.392 V/m; **Power Drift = -0.038 dB**

Averaged SAR: SAR(1g) = 0.107 W/kg; SAR(10g) = 0.0665 W/kg
Maximum value of SAR (interpolated) = 0.166 W/kg

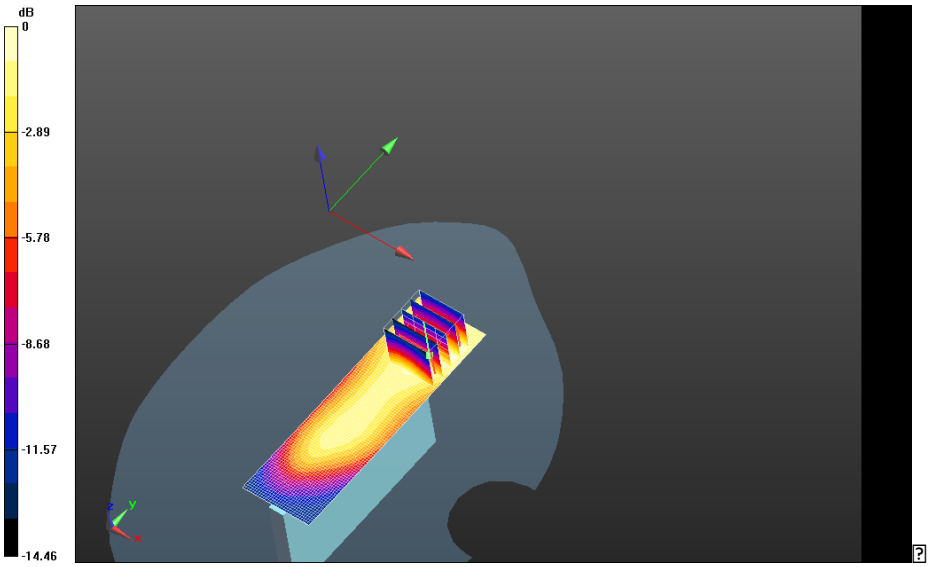

0 dB = 0.440 W/kg = -3.57 dBW/kg

This report shall NOT be reproduced except in full without the written consent of RIM Testing Services
Copyright 2005-20133, RIM Testing Services, a division of Research In Motion Limited

Mobile Hot Spot MSL - GPRS 1900/10mm Device Right -GPRS_1900_2-slot_chan661_amb_temp_23.2C_liq_temp_21.1C/Area Scan (31x101x1): Interpolated grid: dx=1.500 mm, dy=1.500 mm
Reference Value = 8.772 V/m; **Power Drift = 0.036 dB**

Mobile Hot Spot MSL - GPRS 1900/10mm Device Right -GPRS_1900_2-slot_chan661_amb_temp_23.2C_liq_temp_21.1C/Zoom Scan (26x26x36)/Cube 0: Interpolated grid: dx=1.500 mm, dy=1.500 mm, dz=1.000 mm
Reference Value = 12.087 V/m; **Power Drift = 0.036 dB**

Averaged SAR: SAR(1g) = 0.208 W/kg; SAR(10g) = 0.113 W/kg
Maximum value of SAR (interpolated) = 0.374 W/kg

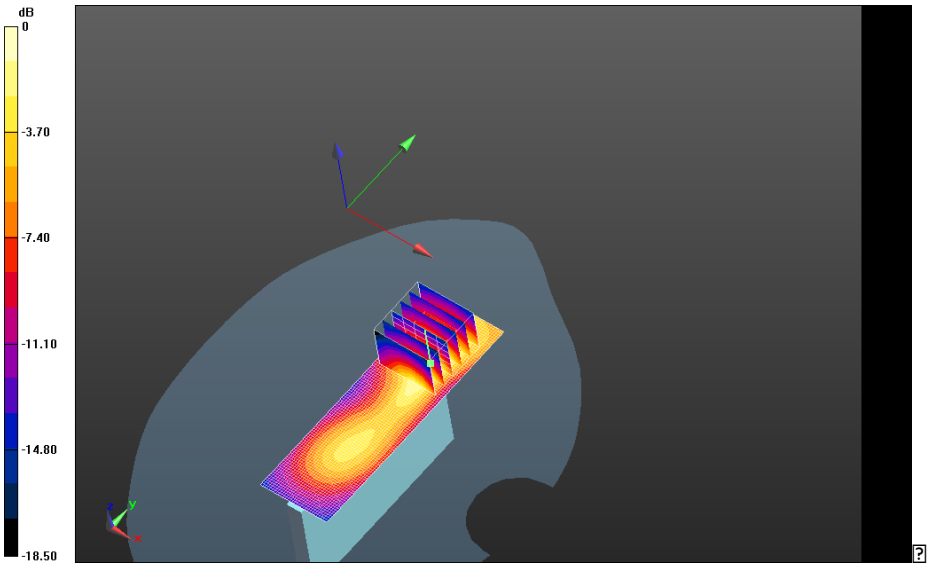

0 dB = 0.126 W/kg = -9.00 dBW/kg

This report shall NOT be reproduced except in full without the written consent of RIM Testing Services
Copyright 2005-20133, RIM Testing Services, a division of Research In Motion Limited

Mobile Hot Spot MSL - GPRS 1900/10mm Device Bottom - GPRS_1900_2-slot_chan661_amb_temp_23.2C_liq_temp_21.1C/Area Scan (31x71x1): Interpolated grid: dx=1.500 mm, dy=1.500 mm
Reference Value = 20.739 V/m; **Power Drift = -0.053 dB**

Mobile Hot Spot MSL - GPRS 1900/10mm Device Bottom - GPRS_1900_2-slot_chan661_amb_temp_23.2C_liq_temp_21.1C/Zoom Scan (21x21x36)/Cube 0: Interpolated grid: dx=1.500 mm, dy=1.500 mm, dz=1.000 mm
Reference Value = 22.565 V/m; **Power Drift = -0.053 dB**

Averaged SAR: SAR(1g) = 0.640 W/kg; SAR(10g) = 0.353 W/kg
Maximum value of SAR (interpolated) = 1.10 W/kg

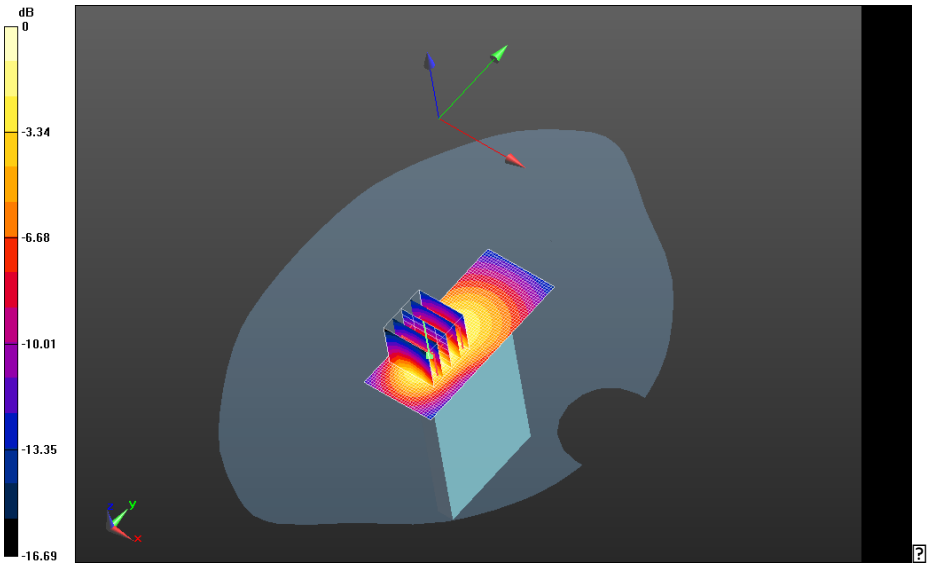

0 dB = 0.256 W/kg = -5.92 dBW/kg

This report shall NOT be reproduced except in full without the written consent of RIM Testing Services
Copyright 2005-20133, RIM Testing Services, a division of Research In Motion Limited

Mobile Hot Spot MSL - GPRS 1900/Headset 10mm Device Bottom - GPRS_1900_2-slot_chan661_amb_temp_23.7C_liq_temp_21.1C/Area Scan (31x71x1): Interpolated grid: dx=1.500 mm, dy=1.500 mm
Reference Value = 21.404 V/m; **Power Drift = -0.092 dB**

Mobile Hot Spot MSL - GPRS 1900/Headset 10mm Device Bottom - GPRS_1900_2-slot_chan661_amb_temp_23.7C_liq_temp_21.1C/Zoom Scan (21x21x36)/Cube 0: Interpolated grid: dx=1.500 mm, dy=1.500 mm, dz=1.000 mm
Reference Value = 23.064 V/m; **Power Drift = -0.092 dB**

Averaged SAR: SAR(1g) = 0.684 W/kg; SAR(10g) = 0.378 W/kg
Maximum value of SAR (interpolated) = 1.20 W/kg

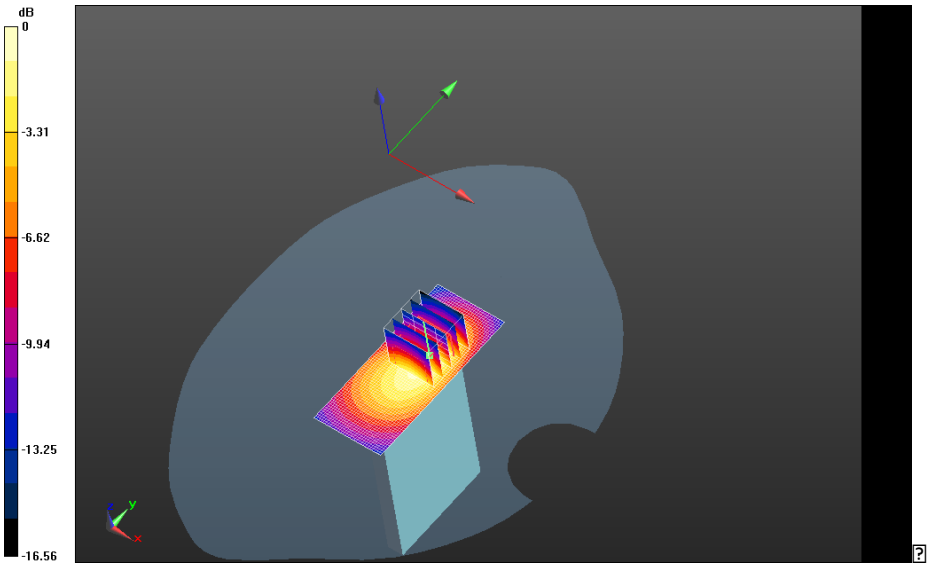

0 dB = 0.593 W/kg = -2.27 dBW/kg

This report shall NOT be reproduced except in full without the written consent of RIM Testing Services
Copyright 2005-20133, RIM Testing Services, a division of Research In Motion Limited

Mobile Hot Spot MSL - GPRS 1900/Headset 10mm Device Bottom - GPRS_1900_2-slot_chan661_amb_temp_23.2C_liq_temp_21.1C_2100mA_Battery/Area Scan (61x91x1):
Interpolated grid: dx=1.500 mm, dy=1.500 mm
Maximum value of SAR (interpolated) = 0.805 W/kg

Mobile Hot Spot MSL - GPRS 1900/Headset 10mm Device Bottom - GPRS_1900_2-slot_chan661_amb_temp_23.2C_liq_temp_21.1C_2100mA_Battery/Zoom Scan (26x26x36)/Cube 0: Interpolated grid: dx=1.500 mm, dy=1.500 mm, dz=1.000 mm
Reference Value = 3.943 V/m; **Power Drift = 0.015 dB**

Averaged SAR: SAR(1g) = 0.651 W/kg; SAR(10g) = 0.355 W/kg
Maximum value of SAR (interpolated) = 1.15 W/kg

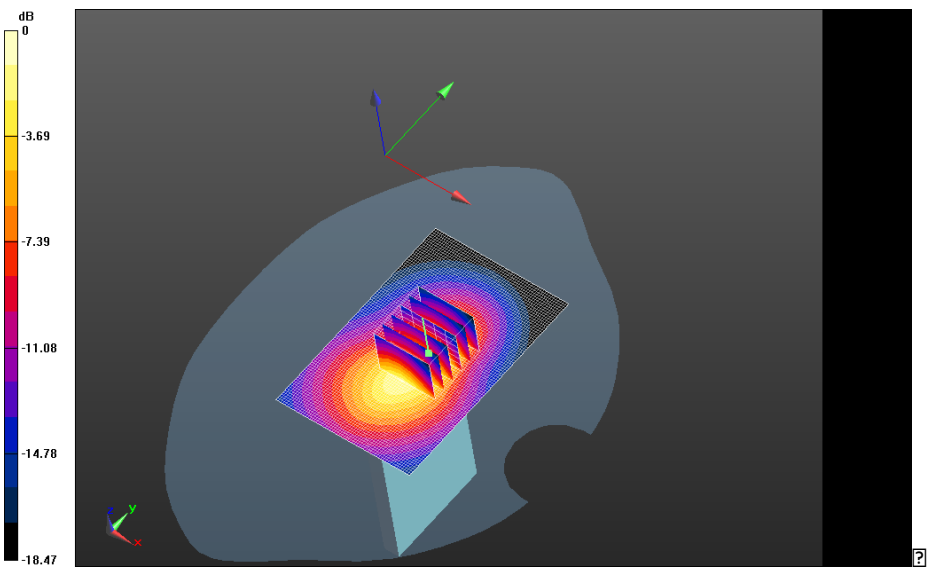

0 dB = 0.725 W/kg = -1.40 dBW/kg

This report shall NOT be reproduced except in full without the written consent of RIM Testing Services
Copyright 2005-20133, RIM Testing Services, a division of Research In Motion Limited

Mobile Hot Spot MSL - GPRS 1900/10mm Device Back - GPRS_1900_3-slot_chan661_amb_temp_23.2C_liq_temp_21.1C/Area Scan (61x91x1): Interpolated grid: dx=1.500 mm, dy=1.500 mm
Reference Value = 6.219 V/m; **Power Drift = -0.092 dB**

Fast SAR: SAR(1g) = 0.556 W/kg; SAR(10g) = 0.321 W/kg; Secondary SAR(1g) = 0.450 W/kg
Maximum value of SAR (interpolated) = 0.687 W/kg

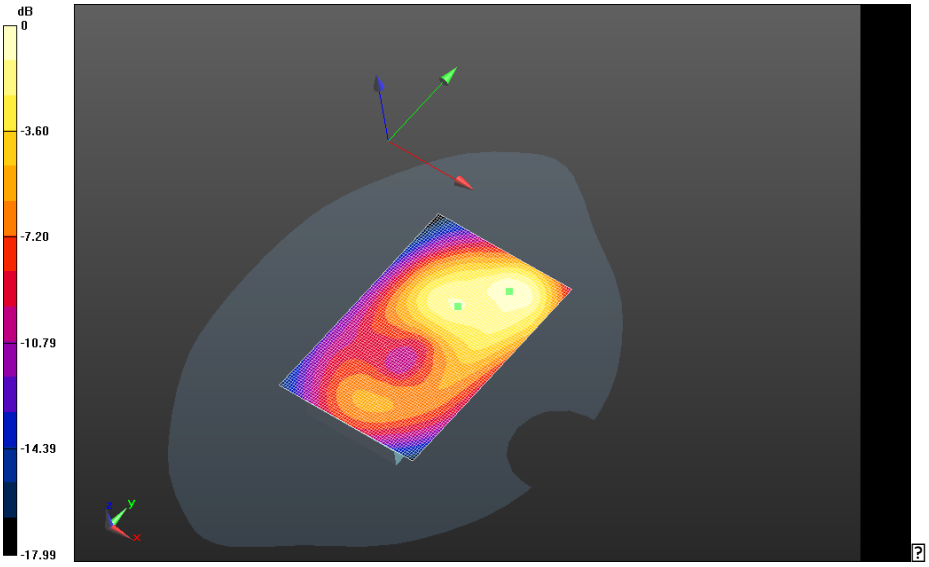

0 dB = 0.856 W/kg = -0.68 dBW/kg

This report shall NOT be reproduced except in full without the written consent of RIM Testing Services
Copyright 2005-20133, RIM Testing Services, a division of Research In Motion Limited

Mobile Hot Spot MSL - GPRS 1900/10mm Device Back - GPRS_1900_4-slot_chan661_amb_temp_23.2C_liq_temp_21.1C/Area Scan (61x91x1): Interpolated grid: dx=1.500 mm, dy=1.500 mm
Reference Value = 6.559 V/m; **Power Drift = -0.092 dB**

Fast SAR: SAR(1g) = 0.589 W/kg; SAR(10g) = 0.345 W/kg; Secondary SAR(1g) = 0.493 W/kg
Maximum value of SAR (interpolated) = 0.730 W/kg

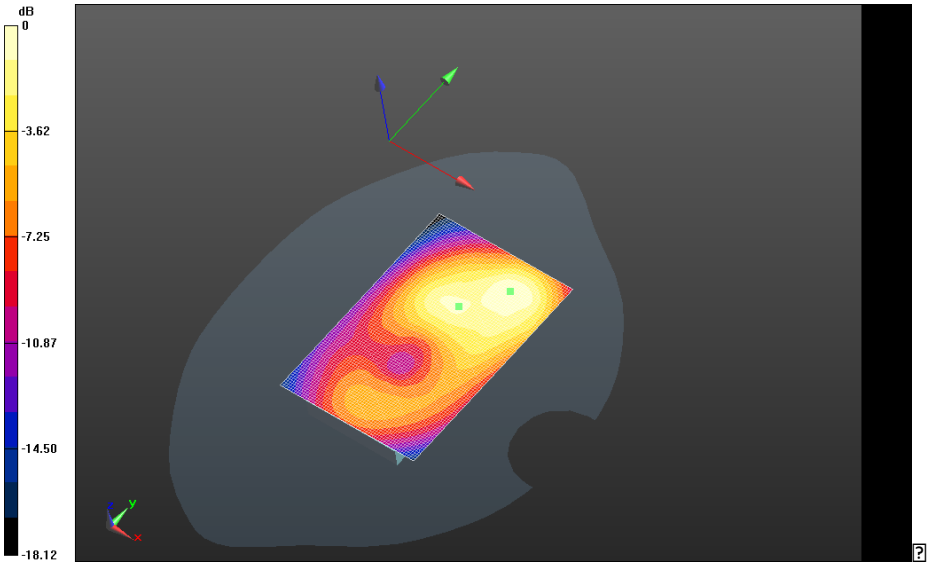

0 dB = 0.687 W/kg = -1.63 dBW/kg

This report shall NOT be reproduced except in full without the written consent of RIM Testing Services
Copyright 2005-20133, RIM Testing Services, a division of Research In Motion Limited

UMTS Band II

This report shall NOT be reproduced except in full without the written consent of RIM Testing Services
Copyright 2005-20133, RIM Testing Services, a division of Research In Motion Limited

Date: 4/8/2013

Test Lab: RIM Testing Services
DUT Name: BlackBerry Smartphone, Type: Sample , Serial: 333CB445

Configuration: Mobile Hot Spot MSL - UMTS Band II

Communication System: WCDMA FDD II; Communication System Band: UMTS FDD II; Frequency: 1852.4 MHz
Medium Parameters used: f=1852.4 MHz; σ = 1.485 S/m; ε_r = 50.993; ρ = 1.000 g/cm^3
Phantom section: Flat Section

DASY Configuration:

- Probe: ES3DV3 - SN3225; ConvF: (5.04,5.04,5.04); Calibrated: 1/10/2013;
- Sensor-Surface: 3 mm (Mechanical Surface Detection)
- Electronics: DAE4 Sn881; Calibrated: 1/14/2013
- Phantom: SAM 2; Type: SAM 4.0; Serial: 1080
- DASY52 52.8.4(1052); SEMCAD X Version 14.6.8 (7028)

Mobile Hot Spot MSL - UMTS Band II/10mm Device Back - UMTS_II_chan9262_amb_temp_23.3C_liq_temp_21.1C/Area Scan (61x91x1): Interpolated grid: dx=1.500 mm, dy=1.500 mm
Reference Value = 12.519 V/m; **Power Drift = -0.095 dB**

Mobile Hot Spot MSL - UMTS Band II/10mm Device Back - UMTS_II_chan9262_amb_temp_23.3C_liq_temp_21.1C/Zoom Scan (21x21x36)/Cube 0:
Interpolated grid: dx=1.500 mm, dy=1.500 mm, dz=1.000 mm
Reference Value = 28.706 V/m; **Power Drift = -0.095 dB**

Averaged SAR: SAR(1g) = 0.978 W/kg; SAR(10g) = 0.581 W/kg
Maximum value of SAR (interpolated) = 1.56 W/kg

This report shall NOT be reproduced except in full without the written consent of RIM Testing Services
Copyright 2005-20133, RIM Testing Services, a division of Research In Motion Limited

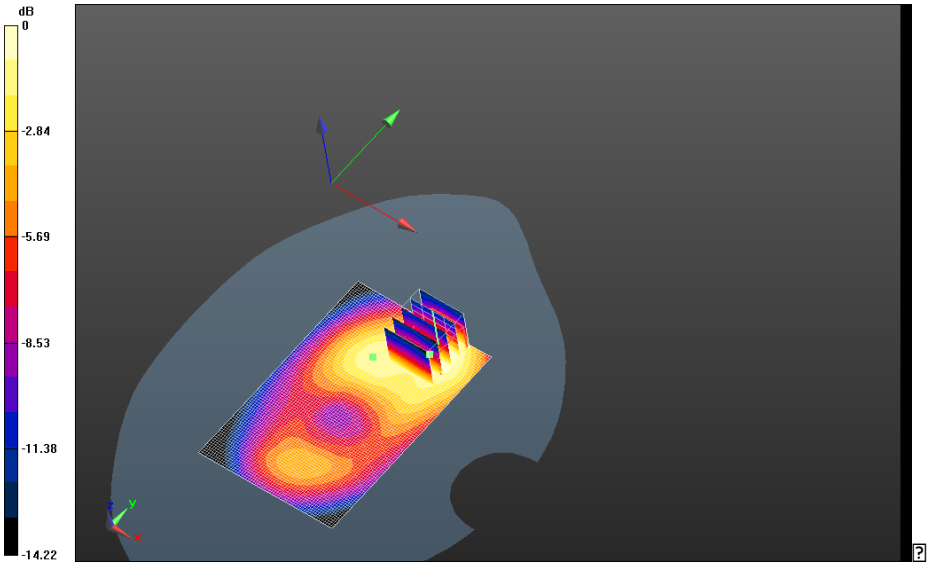

0 dB = 1.15 W/kg = 0.61 dBW/kg

This report shall NOT be reproduced except in full without the written consent of RIM Testing Services
Copyright 2005-20133, RIM Testing Services, a division of Research In Motion Limited

Mobile Hot Spot MSL - UMTS Band II/10mm Device Back - UMTS_II_chan9400_amb_temp_23.3C_liq_temp_21.1C/Area Scan (61x91x1): Interpolated grid: dx=1.500 mm, dy=1.500 mm
Reference Value = 13.006 V/m; **Power Drift = 0.017 dB**

Mobile Hot Spot MSL - UMTS Band II/10mm Device Back - UMTS_II_chan9400_amb_temp_23.3C_liq_temp_21.1C/Zoom Scan (21x21x36)/Cube 0:
Interpolated grid: dx=1.500 mm, dy=1.500 mm, dz=1.000 mm
Reference Value = 28.409 V/m; **Power Drift = 0.017 dB**

Averaged SAR: SAR(1g) = 0.957 W/kg; SAR(10g) = 0.569 W/kg
Maximum value of SAR (interpolated) = 1.53 W/kg

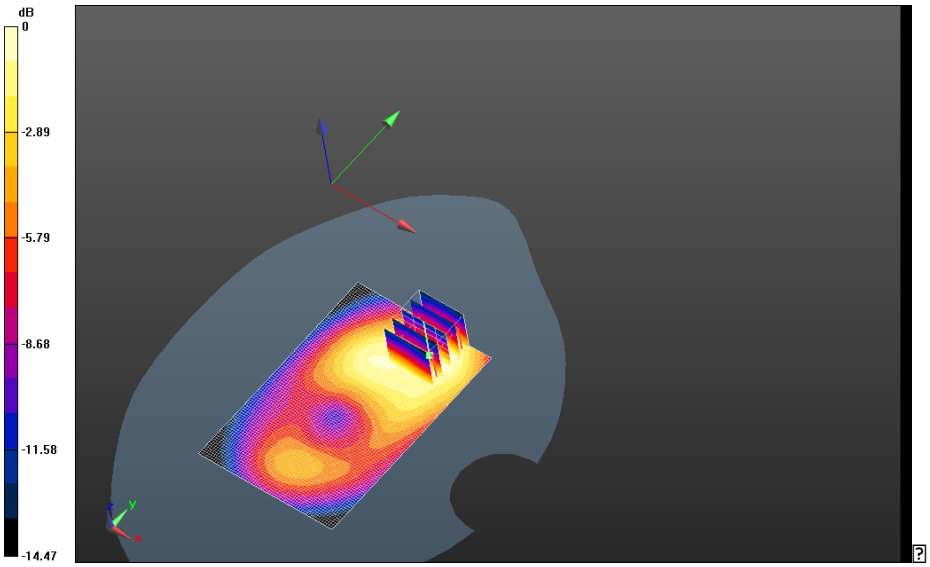

0 dB = 1.15 W/kg = 0.61 dBW/kg

This report shall NOT be reproduced except in full without the written consent of RIM Testing Services
Copyright 2005-20133, RIM Testing Services, a division of Research In Motion Limited

Mobile Hot Spot MSL - UMTS Band II/10mm Device Back - UMTS_II_chan9538_amb_temp_23.3C_liq_temp_21.1C/Area Scan (61x91x1): Interpolated grid: dx=1.500 mm, dy=1.500 mm
Reference Value = 12.341 V/m; **Power Drift = -0.028 dB**

Fast SAR: SAR(1g) = 0.921 W/kg; SAR(10g) = 0.535 W/kg; Secondary SAR(1g) = 0.746 W/kg
Maximum value of SAR (interpolated) = 1.13 W/kg

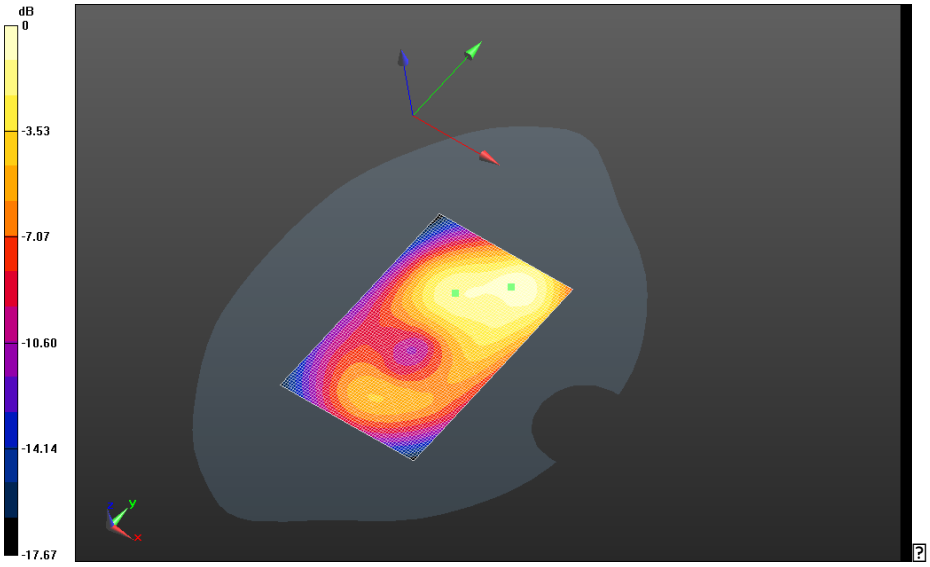

0 dB = 1.12 W/kg = 0.49 dBW/kg

This report shall NOT be reproduced except in full without the written consent of RIM Testing Services
Copyright 2005-20133, RIM Testing Services, a division of Research In Motion Limited

Mobile Hot Spot MSL - UMTS Band II/10mm Device Front - UMTS_II_chan9262_amb_temp_23.3C_liq_temp_21.1C/Area Scan (61x111x1): Interpolated grid: dx=1.500 mm, dy=1.500 mm
Reference Value = 9.598 V/m; **Power Drift = -0.076 dB**

Mobile Hot Spot MSL - UMTS Band II/10mm Device Front - UMTS_II_chan9262_amb_temp_23.3C_liq_temp_21.1C/Zoom Scan (21x21x36)/Cube 0: Interpolated grid: dx=1.500 mm, dy=1.500 mm, dz=1.000 mm
Reference Value = 22.692 V/m; **Power Drift = -0.076 dB**

Averaged SAR: SAR(1g) = 0.666 W/kg; SAR(10g) = 0.389 W/kg
Maximum value of SAR (interpolated) = 1.09 W/kg

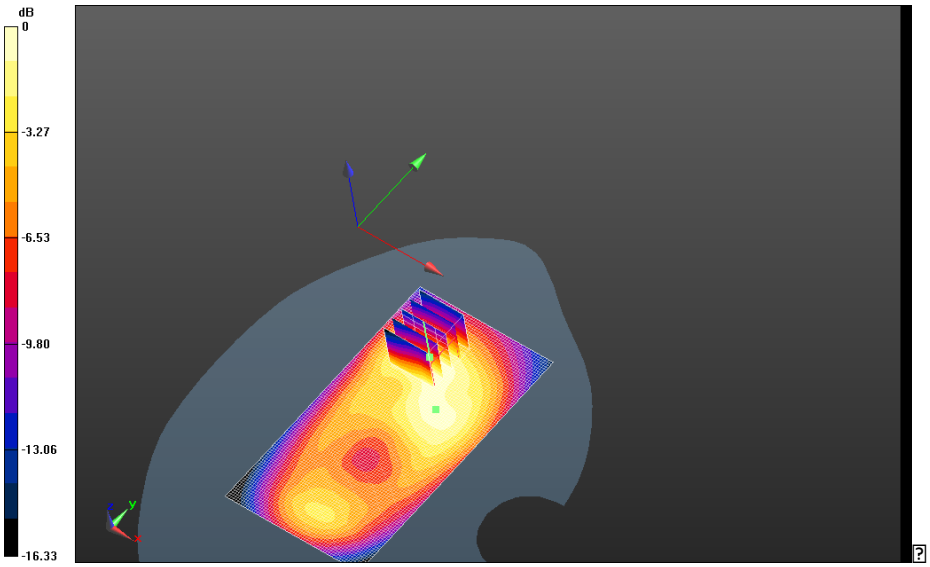

0 dB = 1.13 W/kg = 0.53 dBW/kg

This report shall NOT be reproduced except in full without the written consent of RIM Testing Services
Copyright 2005-20133, RIM Testing Services, a division of Research In Motion Limited

Mobile Hot Spot MSL - UMTS Band II/10mm Device Left - UMTS_II_chan9262_amb_temp_23.3C_liq_temp_21.1C/Area Scan (31x91x1): Interpolated grid: dx=1.500 mm, dy=1.500 mm
Reference Value = 10.821 V/m; **Power Drift = -0.011 dB**

Mobile Hot Spot MSL - UMTS Band II/10mm Device Left - UMTS_II_chan9262_amb_temp_23.3C_liq_temp_21.1C/Zoom Scan (26x26x36)/Cube 0: Interpolated grid: dx=1.500 mm, dy=1.500 mm, dz=1.000 mm
Reference Value = 11.118 V/m; **Power Drift = -0.011 dB**

Averaged SAR: SAR(1g) = 0.148 W/kg; SAR(10g) = 0.0907 W/kg
Maximum value of SAR (interpolated) = 0.236 W/kg

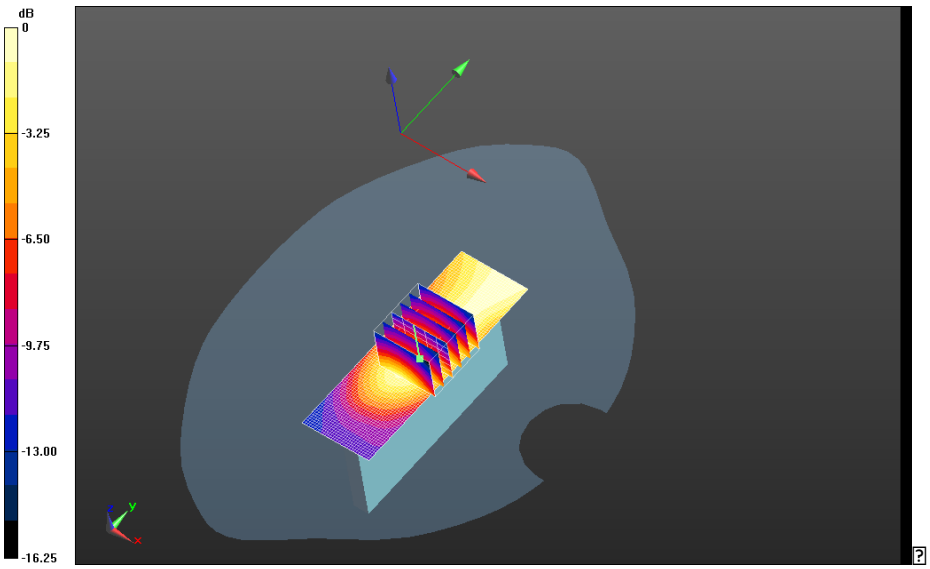

0 dB = 0.725 W/kg = -1.40 dBW/kg

This report shall NOT be reproduced except in full without the written consent of RIM Testing Services
Copyright 2005-20133, RIM Testing Services, a division of Research In Motion Limited

Mobile Hot Spot MSL - UMTS Band II/10mm Device Right - UMTS_II_chan9262_amb_temp_23.3C_liq_temp_21.1C/Area Scan (31x91x1): Interpolated grid: dx=1.500 mm, dy=1.500 mm
Reference Value = 12.115 V/m; **Power Drift = 0.196 dB**

Mobile Hot Spot MSL - UMTS Band II/10mm Device Right - UMTS_II_chan9262_amb_temp_23.3C_liq_temp_21.1C/Zoom Scan (21x21x36)/Cube 0:
Interpolated grid: dx=1.500 mm, dy=1.500 mm, dz=1.000 mm
Reference Value = 15.923 V/m; **Power Drift = 0.196 dB**

Averaged SAR: SAR(1g) = 0.332 W/kg; SAR(10g) = 0.187 W/kg
Maximum value of SAR (interpolated) = 0.587 W/kg

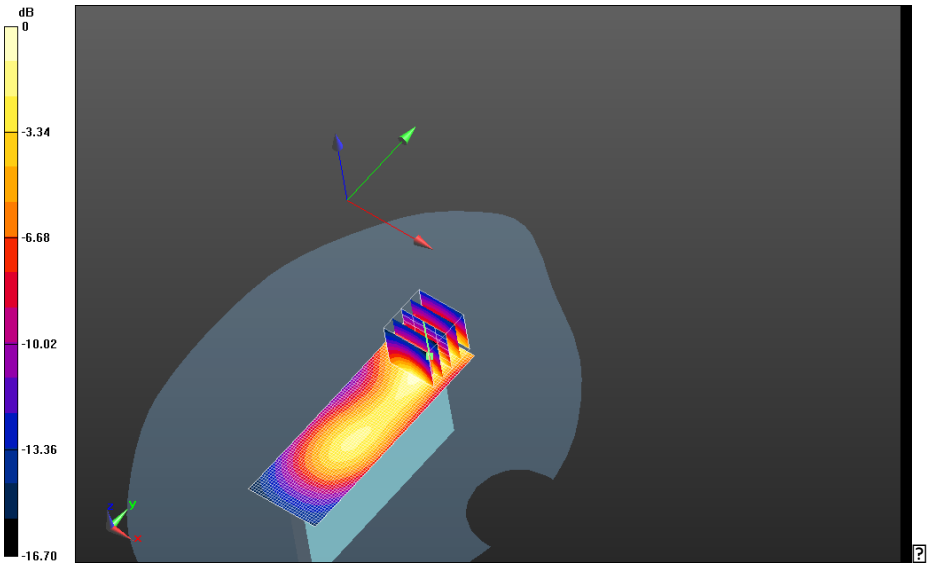

0 dB = 0.177 W/kg = -7.52 dBW/kg

This report shall NOT be reproduced except in full without the written consent of RIM Testing Services
Copyright 2005-20133, RIM Testing Services, a division of Research In Motion Limited

Mobile Hot Spot MSL - UMTS Band II/10mm Device Bottom - UMTS_II_chan9262_amb_temp_23.3C_liq_temp_21.1C/Area Scan (31x71x1): Interpolated grid: dx=1.500 mm, dy=1.500 mm
Reference Value = 28.305 V/m; **Power Drift = -0.052 dB**

Mobile Hot Spot MSL - UMTS Band II/10mm Device Bottom - UMTS_II_chan9262_amb_temp_23.3C_liq_temp_21.1C/Zoom Scan (26x26x36)/Cube 0:
Interpolated grid: dx=1.500 mm, dy=1.500 mm, dz=1.000 mm
Reference Value = 28.305 V/m; **Power Drift = -0.052 dB**

Averaged SAR: SAR(1g) = 1.04 W/kg; SAR(10g) = 0.589 W/kg
Maximum value of SAR (interpolated) = 1.77 W/kg

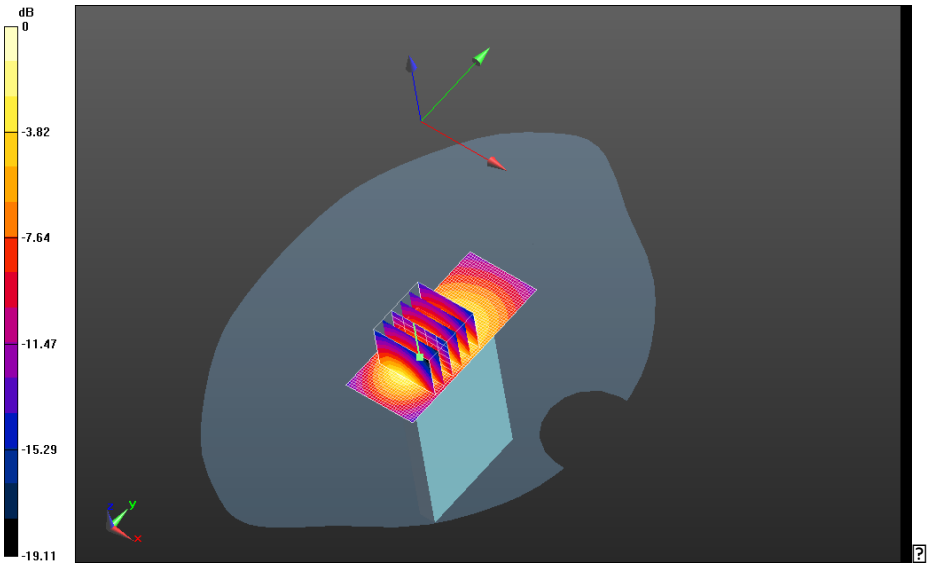

0 dB = 0.366 W/kg = -4.37 dBW/kg

This report shall NOT be reproduced except in full without the written consent of RIM Testing Services
Copyright 2005-20133, RIM Testing Services, a division of Research In Motion Limited

Mobile Hot Spot MSL - UMTS Band II/10mm Device Bottom - UMTS_II_chan9262_amb_temp_23.3C_liq_temp_21.1C_2nd/Area Scan (31x71x1):
Interpolated grid: dx=1.500 mm, dy=1.500 mm
Reference Value = 27.794 V/m; **Power Drift = 0.100 dB**

Mobile Hot Spot MSL - UMTS Band II/10mm Device Bottom - UMTS_II_chan9262_amb_temp_23.3C_liq_temp_21.1C_2nd/Zoom Scan (26x26x36)/Cube 0:
Interpolated grid: dx=1.500 mm, dy=1.500 mm, dz=1.000 mm
Reference Value = 27.794 V/m; **Power Drift = 0.100 dB**

Averaged SAR: SAR(1g) = 1.05 W/kg; SAR(10g) = 0.591 W/kg
Maximum value of SAR (interpolated) = 1.79 W/kg

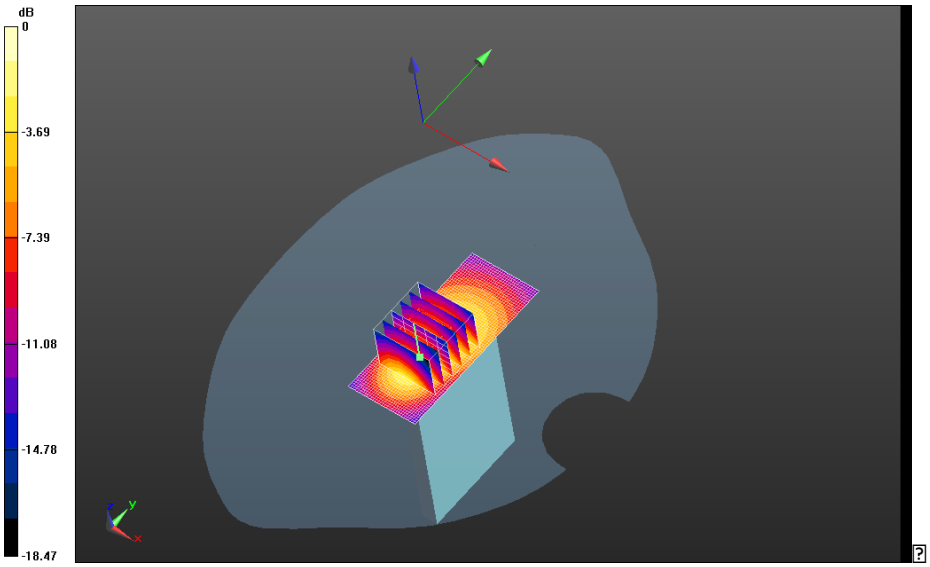

0 dB = 1.29 W/kg = 1.11 dBW/kg

This report shall NOT be reproduced except in full without the written consent of RIM Testing Services
Copyright 2005-20133, RIM Testing Services, a division of Research In Motion Limited

Mobile Hot Spot MSL - UMTS Band II/10mm Device Bottom - UMTS_II_chan9400_amb_temp_23.3C_liq_temp_21.1C/Area Scan (31x71x1): Interpolated grid: dx=1.500 mm, dy=1.500 mm
Reference Value = 27.681 V/m; **Power Drift = 0.059 dB**

Fast SAR: SAR(1g) = 1.03 W/kg; SAR(10g) = 0.568 W/kg; Secondary SAR(1g) = 0.191 W/kg
Maximum value of SAR (interpolated) = 1.29 W/kg

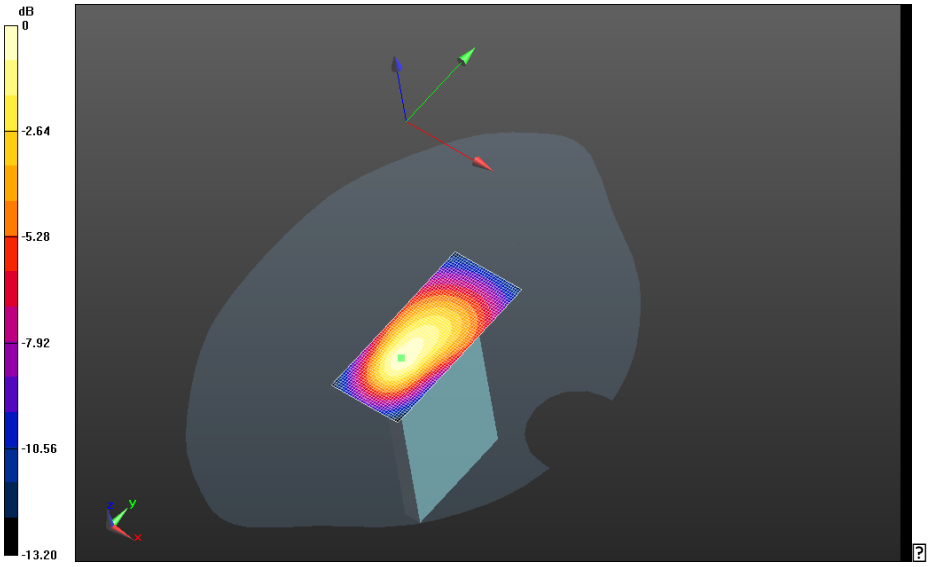

0 dB = 1.30 W/kg = 1.14 dBW/kg

This report shall NOT be reproduced except in full without the written consent of RIM Testing Services
Copyright 2005-20133, RIM Testing Services, a division of Research In Motion Limited

Mobile Hot Spot MSL - UMTS Band II/10mm Device Bottom - UMTS_II_chan9538_amb_temp_23.3C_liq_temp_21.1C/Area Scan (31x71x1): Interpolated grid: dx=1.500 mm, dy=1.500 mm
Reference Value = 26.080 V/m; **Power Drift = -0.068 dB**

Fast SAR: SAR(1g) = 0.931 W/kg; SAR(10g) = 0.506 W/kg; Secondary SAR(1g) = 0.191 W/kg
Maximum value of SAR (interpolated) = 1.17 W/kg

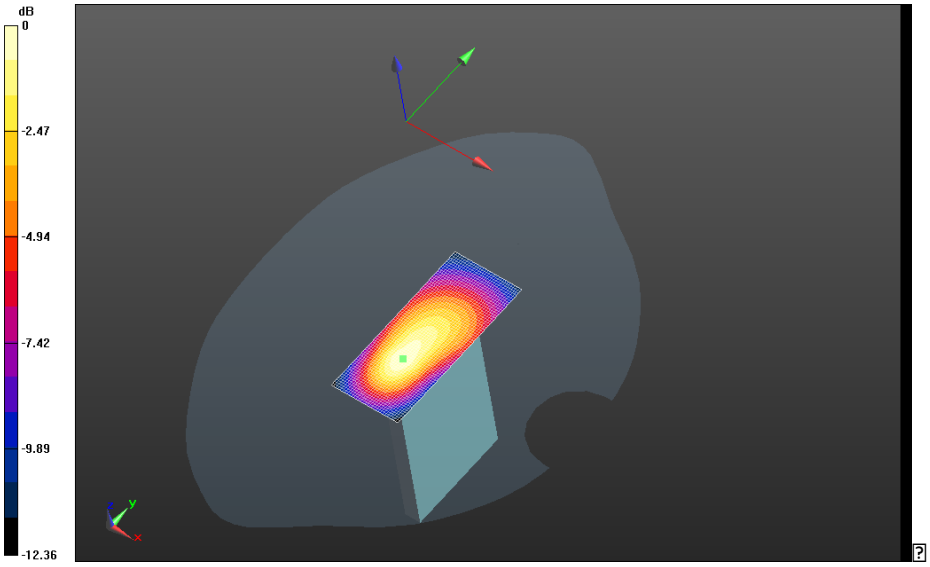

0 dB = 1.29 W/kg = 1.11 dBW/kg

This report shall NOT be reproduced except in full without the written consent of RIM Testing Services
Copyright 2005-20133, RIM Testing Services, a division of Research In Motion Limited

Mobile Hot Spot MSL - UMTS Band II/10mm Device Bottom - UMTS_II_chan9262_amb_temp_23.3C_liq_temp_21.1C_2100mA/Area Scan (31x71x1):
Interpolated grid: dx=1.500 mm, dy=1.500 mm
Reference Value = 27.624 V/m; **Power Drift = 0.00417 dB**

Mobile Hot Spot MSL - UMTS Band II/10mm Device Bottom - UMTS_II_chan9262_amb_temp_23.3C_liq_temp_21.1C_2100mA/Zoom Scan (26x26x36)/Cube 0: Interpolated grid: dx=1.500 mm, dy=1.500 mm, dz=1.000 mm
Reference Value = 27.140 V/m; **Power Drift = 0.00417 dB**

Averaged SAR: SAR(1g) = 1.04 W/kg; SAR(10g) = 0.572 W/kg
Maximum value of SAR (interpolated) = 1.81 W/kg

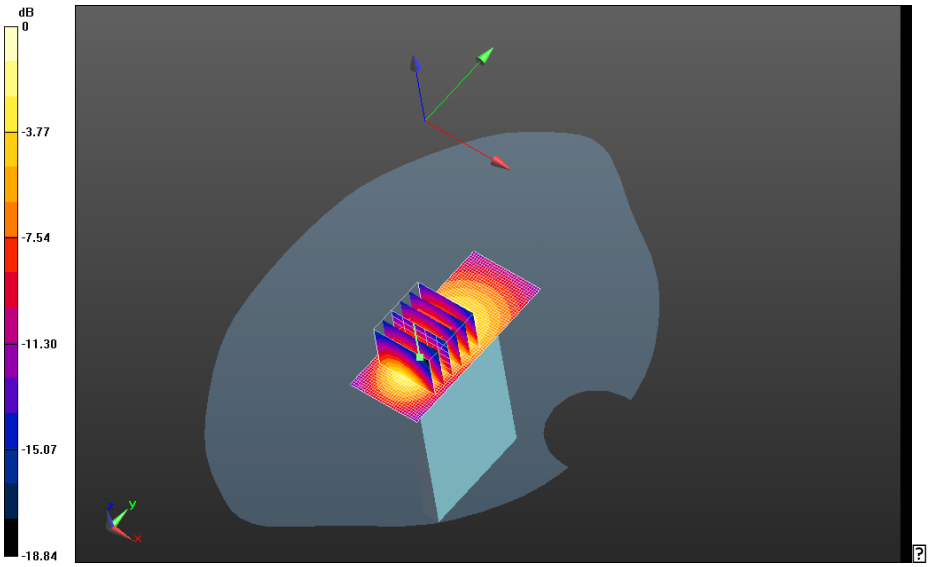

0 dB = 1.11 W/kg = 0.45 dBW/kg

This report shall NOT be reproduced except in full without the written consent of RIM Testing Services
Copyright 2005-20133, RIM Testing Services, a division of Research In Motion Limited

Date: 4/25/2013

Test Lab: RIM Testing Services
DUT Name: BlackBerry Smartphone, Type: Sample , Serial: 333CB445

Configuration: Mobile Hot Spot MSL - UMTS Band II_Headset

Communication System: WCDMA FDD II; Communication System Band: UMTS FDD II; Frequency: 1852.4 MHz
Medium Parameters used: f=1852.4 MHz; σ = 1.497 S/m; ε_r = 50.829; ρ = 1.000 g/cm^3
Phantom section: Flat Section

DASY Configuration:

- Probe: ES3DV3 - SN3225; ConvF: (5.04,5.04,5.04); Calibrated: 1/10/2013;
- Sensor-Surface: 3 mm (Mechanical Surface Detection)
- Electronics: DAE4 Sn881; Calibrated: 1/14/2013
- Phantom: SAM 2; Type: SAM 4.0; Serial: 1080
- DASY52 52.8.4(1052); SEMCAD X Version 14.6.8 (7028)

Mobile Hot Spot MSL - UMTS Band II_Headset/Headset 10mm Device Bottom - UMTS_II_chan9262_amb_temp_23.3C_liq_temp_21.1C/Area Scan (31x71x1): Interpolated grid: dx=1.500 mm, dy=1.500 mm
Maximum value of SAR (interpolated) = 1.22 W/kg

Mobile Hot Spot MSL - UMTS Band II_Headset/Headset 10mm Device Bottom - UMTS_II_chan9262_amb_temp_23.3C_liq_temp_21.1C/Zoom Scan (26x26x36)/Cube 0:
Interpolated grid: dx=1.500 mm, dy=1.500 mm, dz=1.000 mm
Reference Value = 26.013 V/m; **Power Drift = -0.054 dB**

Averaged SAR: SAR(1g) = 1.00 W/kg; SAR(10g) = 0.575 W/kg
Maximum value of SAR (interpolated) = 1.67 W/kg

This report shall NOT be reproduced except in full without the written consent of RIM Testing Services
Copyright 2005-20133, RIM Testing Services, a division of Research In Motion Limited

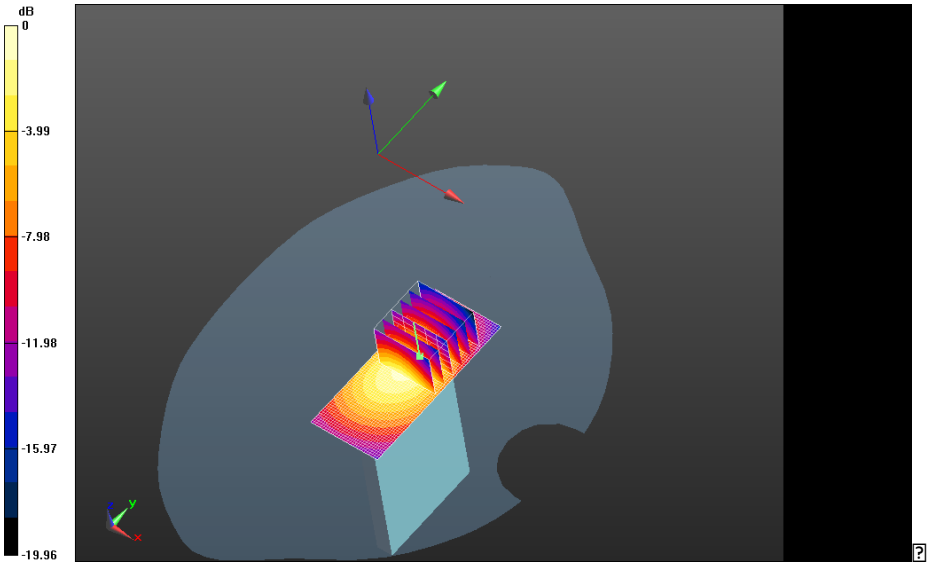

0 dB = 1.24 W/kg = 0.93 dBW/kg

This report shall NOT be reproduced except in full without the written consent of RIM Testing Services
Copyright 2005-20133, RIM Testing Services, a division of Research In Motion Limited

CDMA 1900

This report shall NOT be reproduced except in full without the written consent of RIM Testing Services
Copyright 2005-20133, RIM Testing Services, a division of Research In Motion Limited

Date: 4/11/2013

Test Lab: RIM Testing Services
DUT Name: BlackBerry Smartphone, Type: Sample , Serial: 333CB445

Configuration: Mobile Hot Spot MSL - CDMA 1900

Communication System: CDMA 1900; Communication System Band: CDMA 2000 PCS;
Frequency: 1851.25 MHz
Medium Parameters used: f=1851.25 MHz; σ = 1.512 S/m; ε_r = 50.942; ρ = 1.000 g/cm^3
Phantom section: Flat Section

DASY Configuration:

- Probe: ES3DV3 - SN3225; ConvF: (5.04,5.04,5.04); Calibrated: 1/10/2013;
- Sensor-Surface: 3 mm (Mechanical Surface Detection)
- Electronics: DAE4 Sn881; Calibrated: 1/14/2013
- Phantom: SAM 2; Type: SAM 4.0; Serial: 1080
- DASY52 52.8.4(1052); SEMCAD X Version 14.6.8 (7028)

Mobile Hot Spot MSL - CDMA 1900/10mm Device Back - CDMA1900_chan25_amb_temp_23.2C_liq_temp_21.7C/Area Scan (61x91x1): Interpolated grid: dx=1.500 mm, dy=1.500 mm
Maximum value of SAR (interpolated) = 0.839 W/kg

Mobile Hot Spot MSL - CDMA 1900/10mm Device Back - CDMA1900_chan25_amb_temp_23.2C_liq_temp_21.7C/Zoom Scan (21x21x36)/Cube 0:
Interpolated grid: dx=1.500 mm, dy=1.500 mm, dz=1.000 mm
Reference Value = 11.312 V/m; **Power Drift = -0.011 dB**

Averaged SAR: SAR(1g) = 0.703 W/kg; SAR(10g) = 0.407 W/kg
Maximum value of SAR (interpolated) = 1.19 W/kg

Mobile Hot Spot MSL - CDMA 1900/10mm Device Back - CDMA1900_chan25_amb_temp_23.2C_liq_temp_21.7C/Zoom Scan 2 (41x31x36)/Cube 0:
Interpolated grid: dx=1.500 mm, dy=1.500 mm, dz=1.000 mm
Reference Value = 11.312 V/m; **Power Drift = -0.049 dB**

Averaged SAR: SAR(1g) = 0.701 W/kg; SAR(10g) = 0.408 W/kg
Maximum value of SAR (interpolated) = 1.18 W/kg

This report shall NOT be reproduced except in full without the written consent of RIM Testing Services
Copyright 2005-20133, RIM Testing Services, a division of Research In Motion Limited

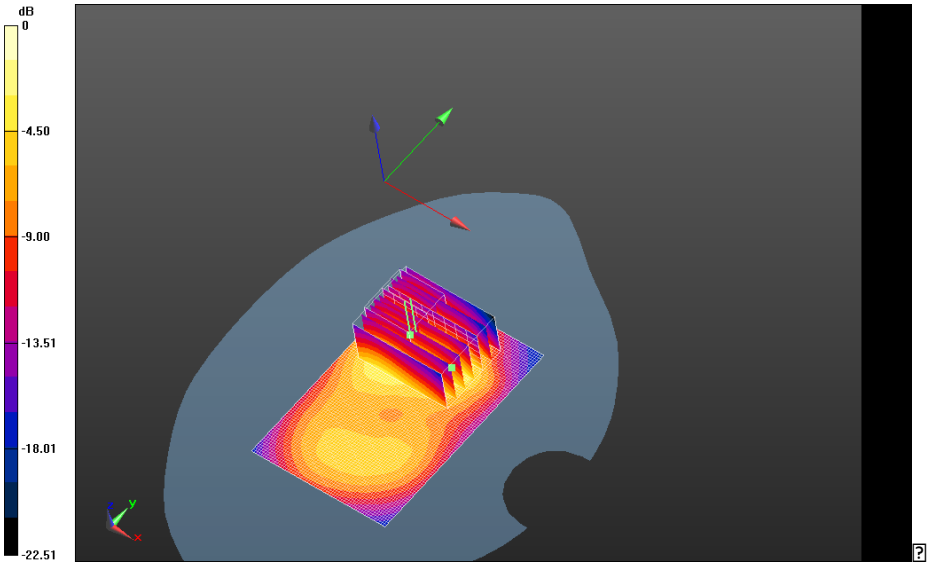

0 dB = 0.847 W/kg = -0.72 dBW/kg

This report shall NOT be reproduced except in full without the written consent of RIM Testing Services
Copyright 2005-20133, RIM Testing Services, a division of Research In Motion Limited

Mobile Hot Spot MSL - CDMA 1900/10mm Device Back - CDMA1900_chan600_amb_temp_23.2C_liq_temp_21.7C/Area Scan (61x91x1): Interpolated grid: dx=1.500 mm, dy=1.500 mm
Maximum value of SAR (interpolated) = 0.917 W/kg

Mobile Hot Spot MSL - CDMA 1900/10mm Device Back - CDMA1900_chan600_amb_temp_23.2C_liq_temp_21.7C/Zoom Scan (26x26x36)/Cube 0:
Interpolated grid: dx=1.500 mm, dy=1.500 mm, dz=1.000 mm
Reference Value = 10.370 V/m; **Power Drift = 0.00447 dB**

Averaged SAR: SAR(1g) = 0.764 W/kg; SAR(10g) = 0.436 W/kg
Maximum value of SAR (interpolated) = 1.30 W/kg

Mobile Hot Spot MSL - CDMA 1900/10mm Device Back - CDMA1900_chan600_amb_temp_23.2C_liq_temp_21.7C/Zoom Scan 2 (41x26x36)/Cube 0:
Interpolated grid: dx=1.500 mm, dy=1.500 mm, dz=1.000 mm
Reference Value = 10.370 V/m; **Power Drift = 0.088 dB**

Averaged SAR: SAR(1g) = 0.774 W/kg; SAR(10g) = 0.440 W/kg
Maximum value of SAR (interpolated) = 1.32 W/kg

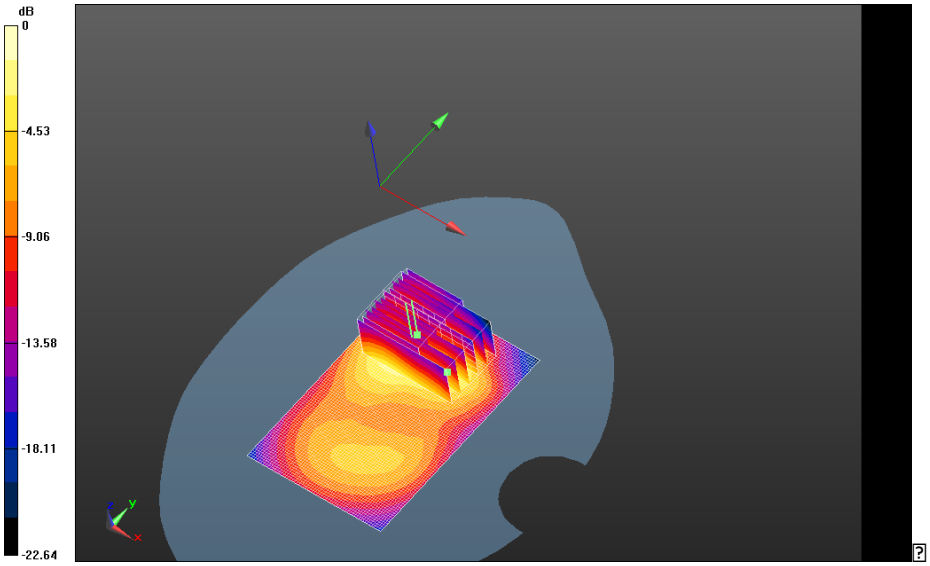

0 dB = 0.847 W/kg = -0.72 dBW/kg

This report shall NOT be reproduced except in full without the written consent of RIM Testing Services
Copyright 2005-20133, RIM Testing Services, a division of Research In Motion Limited

Mobile Hot Spot MSL - CDMA 1900/10mm Device Back - CDMA1900_chan1175_amb_temp_23.2C_liq_temp_21.7C/Area Scan (61x91x1): Interpolated grid: dx=1.500 mm, dy=1.500 mm
Maximum value of SAR (interpolated) = 1.28 W/kg

Mobile Hot Spot MSL - CDMA 1900/10mm Device Back - CDMA1900_chan1175_amb_temp_23.2C_liq_temp_21.7C/Zoom Scan (21x21x36)/Cube 0:
Interpolated grid: dx=1.500 mm, dy=1.500 mm, dz=1.000 mm
Reference Value = 13.770 V/m; **Power Drift = -0.042 dB**

Averaged SAR: SAR(1g) = 1.08 W/kg; SAR(10g) = 0.618 W/kg
Maximum value of SAR (interpolated) = 1.84 W/kg

Mobile Hot Spot MSL - CDMA 1900/10mm Device Back - CDMA1900_chan1175_amb_temp_23.2C_liq_temp_21.7C/Zoom Scan 2 (41x31x36)/Cube 0:
Interpolated grid: dx=1.500 mm, dy=1.500 mm, dz=1.000 mm
Reference Value = 13.770 V/m; **Power Drift = -0.041 dB**

Averaged SAR: SAR(1g) = 1.07 W/kg; SAR(10g) = 0.617 W/kg
Maximum value of SAR (interpolated) = 1.83 W/kg

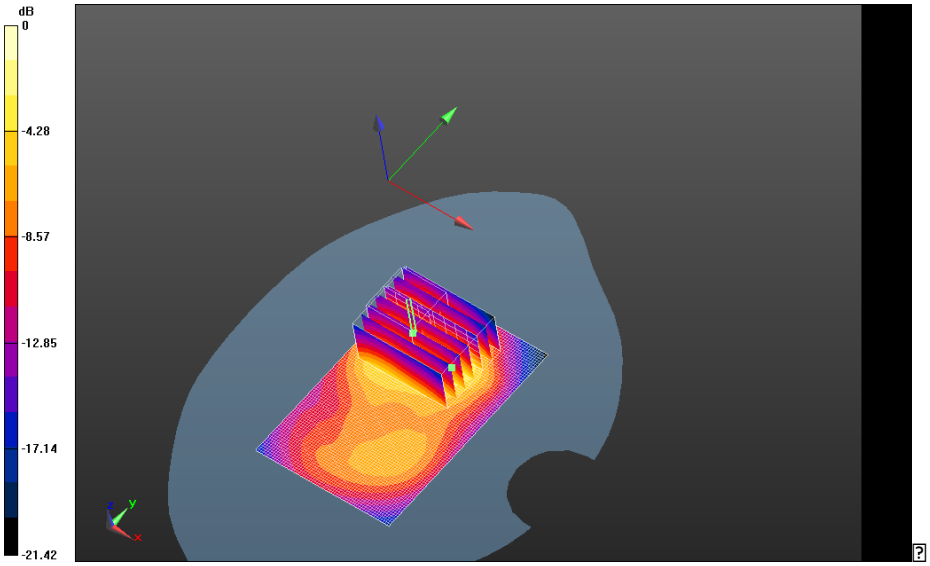

0 dB = 0.951 W/kg = -0.22 dBW/kg

This report shall NOT be reproduced except in full without the written consent of RIM Testing Services
Copyright 2005-20133, RIM Testing Services, a division of Research In Motion Limited

Mobile Hot Spot MSL - CDMA 1900/10mm Device Back - CDMA1900_chan1175_amb_temp_23.2C_liq_temp_21.7C_2nd/Area Scan (61x91x1):
Interpolated grid: dx=1.500 mm, dy=1.500 mm
Maximum value of SAR (interpolated) = 1.29 W/kg

Mobile Hot Spot MSL - CDMA 1900/10mm Device Back - CDMA1900_chan1175_amb_temp_23.2C_liq_temp_21.7C_2nd/Zoom Scan (21x21x36)/Cube 0: Interpolated grid: dx=1.500 mm, dy=1.500 mm, dz=1.000 mm
Reference Value = 13.659 V/m; **Power Drift = -0.018 dB**

Averaged SAR: SAR(1g) = 1.07 W/kg; SAR(10g) = 0.620 W/kg
Maximum value of SAR (interpolated) = 1.83 W/kg

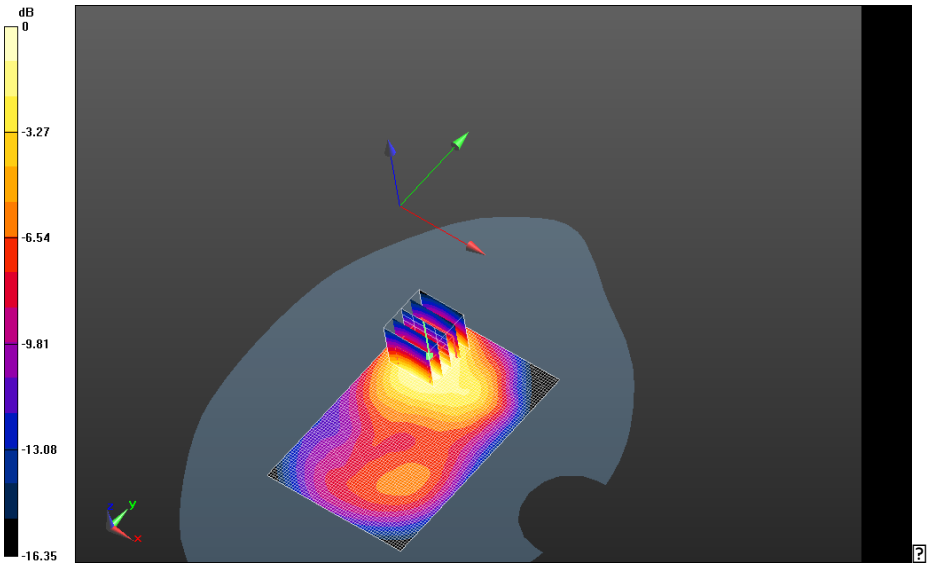

0 dB = 1.31 W/kg = 1.17 dBW/kg

This report shall NOT be reproduced except in full without the written consent of RIM Testing Services
Copyright 2005-20133, RIM Testing Services, a division of Research In Motion Limited

Mobile Hot Spot MSL - CDMA 1900/10mm Device Front - CDMA1900_chan600_amb_temp_23.2C_liq_temp_21.7C/Area Scan (61x91x1): Interpolated grid: dx=1.500 mm, dy=1.500 mm
Maximum value of SAR (interpolated) = 0.605 W/kg

Mobile Hot Spot MSL - CDMA 1900/10mm Device Front - CDMA1900_chan600_amb_temp_23.2C_liq_temp_21.7C/Zoom Scan (21x21x36)/Cube 0:
Interpolated grid: dx=1.500 mm, dy=1.500 mm, dz=1.000 mm
Reference Value = 7.579 V/m; **Power Drift = 0.133 dB**

Averaged SAR: SAR(1g) = 0.484 W/kg; SAR(10g) = 0.273 W/kg
Maximum value of SAR (interpolated) = 0.845 W/kg

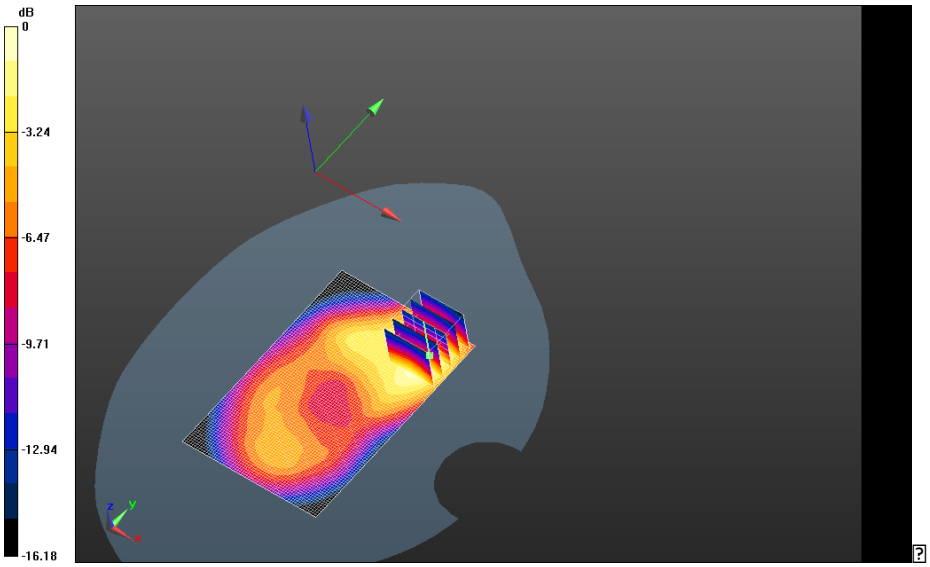

0 dB = 1.31 W/kg = 1.17 dBW/kg

This report shall NOT be reproduced except in full without the written consent of RIM Testing Services
Copyright 2005-20133, RIM Testing Services, a division of Research In Motion Limited

Mobile Hot Spot MSL - CDMA 1900/10mm Device Left - CDMA1900_chan600_amb_temp_23.2C_liq_temp_21.7C/Area Scan (31x91x1): Interpolated grid: dx=1.500 mm, dy=1.500 mm
Maximum value of SAR (interpolated) = 0.320 W/kg

Mobile Hot Spot MSL - CDMA 1900/10mm Device Left - CDMA1900_chan600_amb_temp_23.2C_liq_temp_21.7C/Zoom Scan (21x21x36)/Cube 0:
Interpolated grid: dx=1.500 mm, dy=1.500 mm, dz=1.000 mm
Reference Value = 8.813 V/m; **Power Drift = 0.169 dB**

Averaged SAR: SAR(1g) = 0.263 W/kg; SAR(10g) = 0.145 W/kg
Maximum value of SAR (interpolated) = 0.461 W/kg

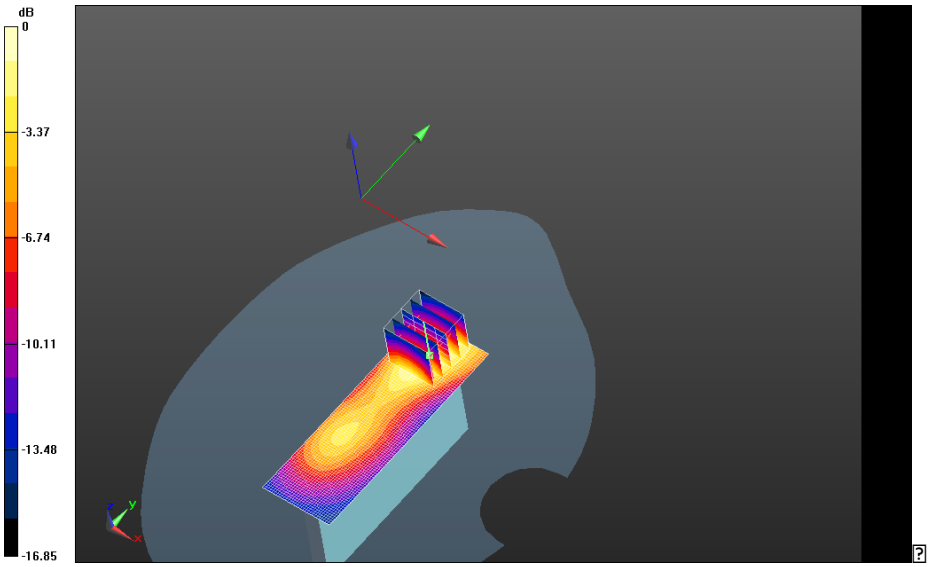

0 dB = 0.603 W/kg = -2.20 dBW/kg

This report shall NOT be reproduced except in full without the written consent of RIM Testing Services
Copyright 2005-20133, RIM Testing Services, a division of Research In Motion Limited

Mobile Hot Spot MSL - CDMA 1900/10mm Device Right - CDMA1900_chan600_amb_temp_23.2C_liq_temp_21.7C/Area Scan (31x91x1): Interpolated grid: dx=1.500 mm, dy=1.500 mm
Maximum value of SAR (interpolated) = 0.111 W/kg

Mobile Hot Spot MSL - CDMA 1900/10mm Device Right - CDMA1900_chan600_amb_temp_23.2C_liq_temp_21.7C/Zoom Scan (21x21x36)/Cube 0:
Interpolated grid: dx=1.500 mm, dy=1.500 mm, dz=1.000 mm
Reference Value = 8.828 V/m; **Power Drift = -0.00705 dB**

Averaged SAR: SAR(1g) = 0.0929 W/kg; SAR(10g) = 0.0562 W/kg
Maximum value of SAR (interpolated) = 0.150 W/kg

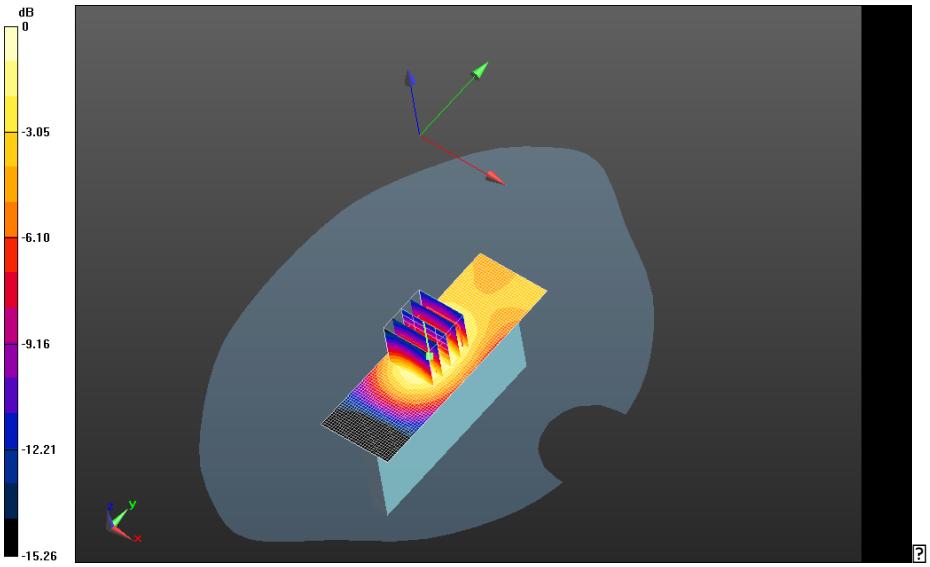

0 dB = 0.327 W/kg = -4.85 dBW/kg

This report shall NOT be reproduced except in full without the written consent of RIM Testing Services
Copyright 2005-20133, RIM Testing Services, a division of Research In Motion Limited

Mobile Hot Spot MSL - CDMA 1900/10mm Device Bottom - CDMA1900_chan600_amb_temp_23.2C_liq_temp_21.7C/Area Scan (31x71x1): Interpolated grid: dx=1.500 mm, dy=1.500 mm
Maximum value of SAR (interpolated) = 0.536 W/kg

Mobile Hot Spot MSL - CDMA 1900/10mm Device Bottom - CDMA1900_chan600_amb_temp_23.2C_liq_temp_21.7C/Zoom Scan (21x21x36)/Cube 0:
Interpolated grid: dx=1.500 mm, dy=1.500 mm, dz=1.000 mm
Reference Value = 17.495 V/m; **Power Drift = -0.094 dB**

Averaged SAR: SAR(1g) = 0.441 W/kg; SAR(10g) = 0.243 W/kg
Maximum value of SAR (interpolated) = 0.752 W/kg

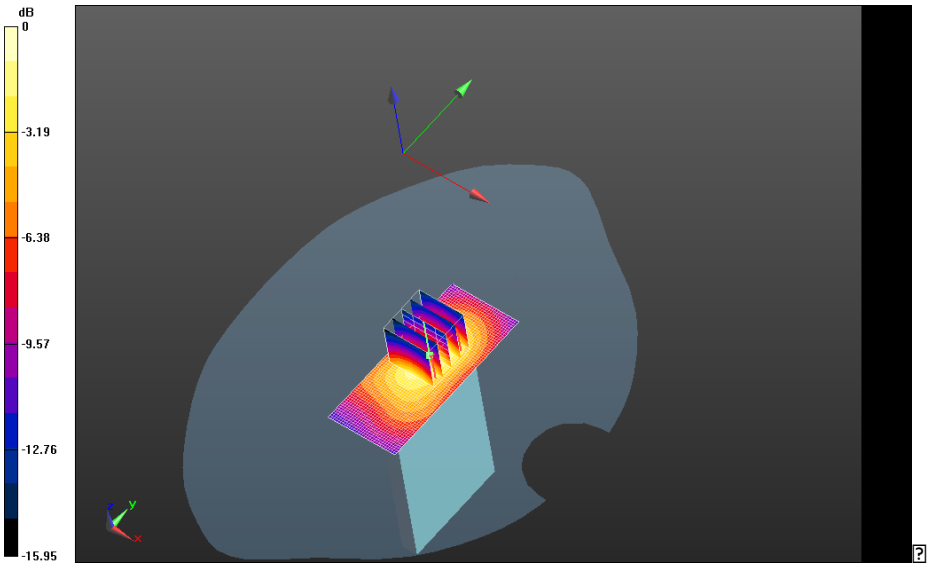

0 dB = 0.112 W/kg = -9.51 dBW/kg

This report shall NOT be reproduced except in full without the written consent of RIM Testing Services
Copyright 2005-20133, RIM Testing Services, a division of Research In Motion Limited

Date: 4/25/2013

Test Lab: RIM Testing Services
DUT Name: BlackBerry Smartphone, Type: Sample , Serial: 333CB445

Configuration: Mobile Hot Spot MSL - CDMA 1900

Communication System: CDMA 1900; Communication System Band: CDMA 2000 PCS;
Frequency: 1908.5 MHz
Medium Parameters used: f=1908.5 MHz; σ = 1.546 S/m; ε_r = 50.736; ρ = 1.000 g/cm^3
Phantom section: Flat Section

DASY Configuration:

- Probe: ES3DV3 - SN3225; ConvF: (5.04,5.04,5.04); Calibrated: 1/10/2013;
- Sensor-Surface: 3 mm (Mechanical Surface Detection)
- Electronics: DAE4 Sn881; Calibrated: 1/14/2013
- Phantom: SAM 2; Type: SAM 4.0; Serial: 1080
- DASY52 52.8.4(1052); SEMCAD X Version 14.6.8 (7028)

Mobile Hot Spot MSL - CDMA 1900/10mm Device Back-2100mA - CDMA1900_chan1175_amb_temp_23.2C_liq_temp_21.7C/Area Scan (61x91x1): Interpolated grid: dx=1.500 mm, dy=1.500 mm
Maximum value of SAR (interpolated) = 1.24 W/kg

Mobile Hot Spot MSL - CDMA 1900/10mm Device Back-2100mA - CDMA1900_chan1175_amb_temp_23.2C_liq_temp_21.7C/Zoom Scan (21x21x36)/Cube 0:
Interpolated grid: dx=1.500 mm, dy=1.500 mm, dz=1.000 mm
Reference Value = 11.694 V/m; **Power Drift = 0.102 dB**

Averaged SAR: SAR(1g) = 1.05 W/kg; SAR(10g) = 0.603 W/kg
Maximum value of SAR (interpolated) = 1.77 W/kg

This report shall NOT be reproduced except in full without the written consent of RIM Testing Services
Copyright 2005-20133, RIM Testing Services, a division of Research In Motion Limited

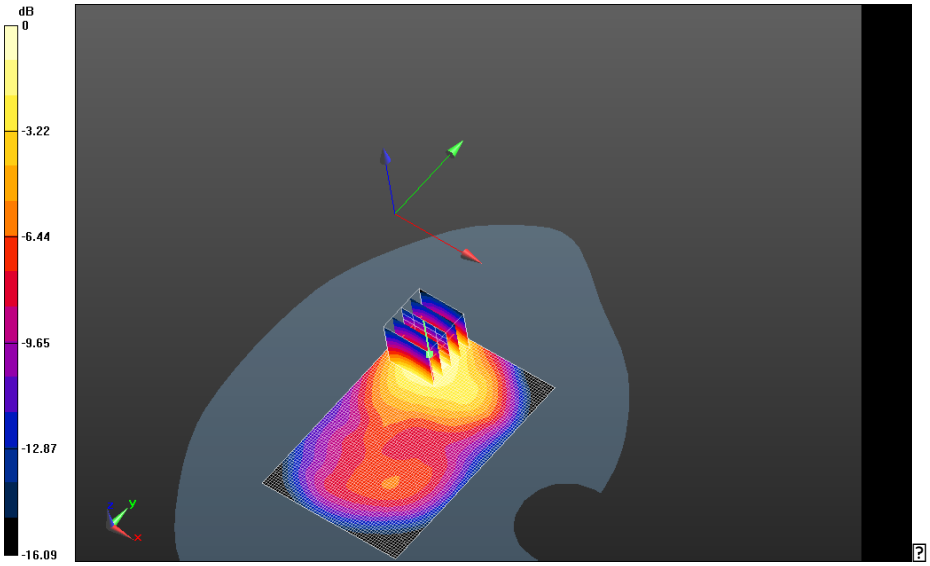

0 dB = 1.29 W/kg = 1.11 dBW/kg

This report shall NOT be reproduced except in full without the written consent of RIM Testing Services
Copyright 2005-20133, RIM Testing Services, a division of Research In Motion Limited

Mobile Hot Spot MSL - CDMA 1900/Headset 10mm Device Back - CDMA1900_chan1175_amb_temp_23.2C_liq_temp_21.7C/Area Scan (61x91x1): Interpolated grid: dx=1.500 mm, dy=1.500 mm
Maximum value of SAR (interpolated) = 1.06 W/kg

Mobile Hot Spot MSL - CDMA 1900/Headset 10mm Device Back - CDMA1900_chan1175_amb_temp_23.2C_liq_temp_21.7C/Zoom Scan (21x21x36)/Cube 0:
Interpolated grid: dx=1.500 mm, dy=1.500 mm, dz=1.000 mm
Reference Value = 10.397 V/m; **Power Drift = -0.070 dB**

Averaged SAR: SAR(1g) = 0.893 W/kg; SAR(10g) = 0.513 W/kg
Maximum value of SAR (interpolated) = 1.50 W/kg

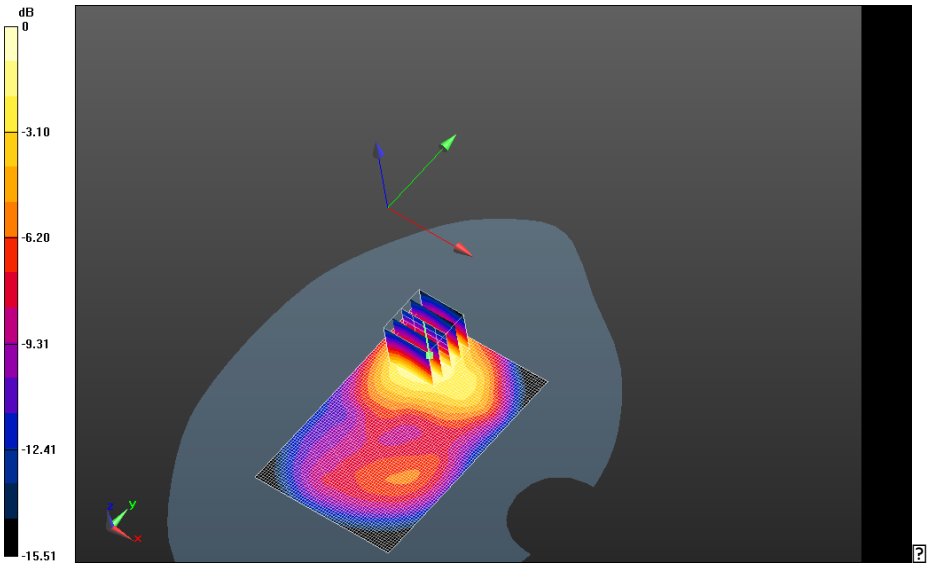

0 dB = 1.29 W/kg = 1.11 dBW/kg

This report shall NOT be reproduced except in full without the written consent of RIM Testing Services
Copyright 2005-20133, RIM Testing Services, a division of Research In Motion Limited

802.11b

This report shall NOT be reproduced except in full without the written consent of RIM Testing Services
Copyright 2005-20133, RIM Testing Services, a division of Research In Motion Limited

Date: 5/1/2013

Test Lab: RIM Testing Services
DUT Name: BlackBerry Smartphone, Type: Sample , Serial: 333CB445

Configuration: Mobile Hot Spot MSL - 802.11b

Communication System: 802.11 b (2450); Communication System Band: 802.11 b; Frequency: 2437 MHz
Medium Parameters used: f=2437 MHz; σ = 1.917 S/m; ε_r = 50.561; ρ = 1.000 g/cm^3
Phantom section: Flat Section

DASY Configuration:

- Probe: ES3DV3 - SN3225; ConvF: (4.35,4.35,4.35); Calibrated: 1/10/2013;
- Sensor-Surface: 3 mm (Mechanical Surface Detection)
- Electronics: DAE4 Sn881; Calibrated: 1/14/2013
- Phantom: SAM 2; Type: SAM 4.0; Serial: 1080
- DASY52 52.8.4(1052); SEMCAD X Version 14.6.8 (7028)

Mobile Hot Spot MSL - 802.11b/10mm Device Back - 802.11b_chan6_amb_temp_23.2C_liq_temp_21.1C/Area Scan (81x111x1):
Interpolated grid: dx=1.200 mm, dy=1.200 mm
Maximum value of SAR (interpolated) = 0.542 W/kg

Mobile Hot Spot MSL - 802.11b/10mm Device Back - 802.11b_chan6_amb_temp_23.2C_liq_temp_21.1C/Zoom Scan (31x31x36)/Cube 0: Interpolated grid: dx=1.000 mm, dy=1.000 mm, dz=1.000 mm

Reference Value = 6.430 V/m; **Power Drift = -0.013 dB**

Averaged SAR: SAR(1g) = 0.432 W/kg; SAR(10g) = 0.194 W/kg
Maximum value of SAR (interpolated) = 0.941 W/kg

This report shall NOT be reproduced except in full without the written consent of RIM Testing Services
Copyright 2005-20133, RIM Testing Services, a division of Research In Motion Limited

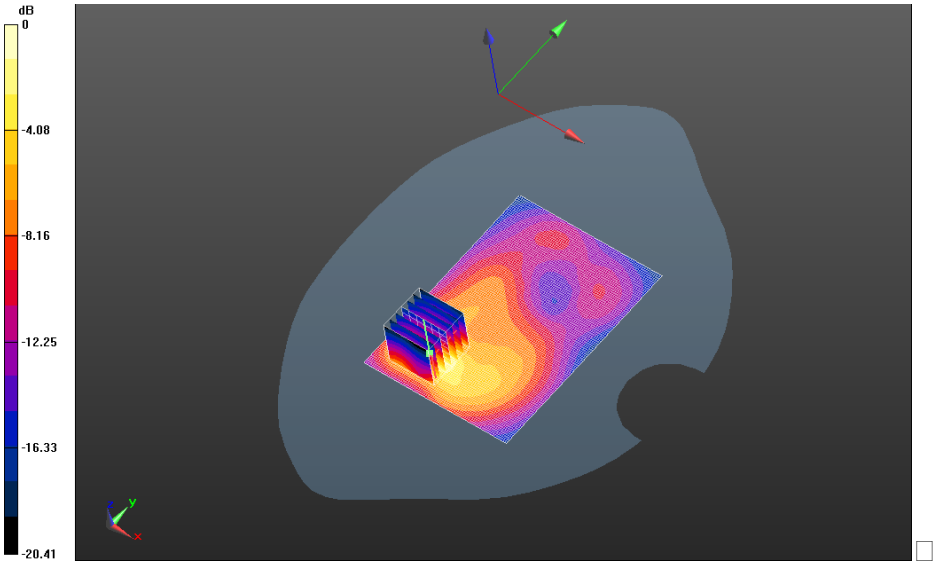

0 dB = 0.551 W/kg = -2.59 dBW/kg

This report shall NOT be reproduced except in full without the written consent of RIM Testing Services
Copyright 2005-20133, RIM Testing Services, a division of Research In Motion Limited

Mobile Hot Spot MSL - 802.11b/10mm Device Front - 802.11b_chan6_amb_temp_23.2C_liq_temp_21.1C/Area Scan (81x111x1):
Interpolated grid: dx=1.200 mm, dy=1.200 mm
Maximum value of SAR (interpolated) = 0.0527 W/kg

Mobile Hot Spot MSL - 802.11b/10mm Device Front - 802.11b_chan6_amb_temp_23.2C_liq_temp_21.1C/Zoom Scan (36x36x36)/Cube 0: Interpolated grid: dx=1.000 mm, dy=1.000 mm, dz=1.000 mm

Reference Value = 3.084 V/m; **Power Drift = 0.098 dB**

Averaged SAR: SAR(1g) = 0.0418 W/kg; SAR(10g) = 0.0252 W/kg
Maximum value of SAR (interpolated) = 0.0728 W/kg

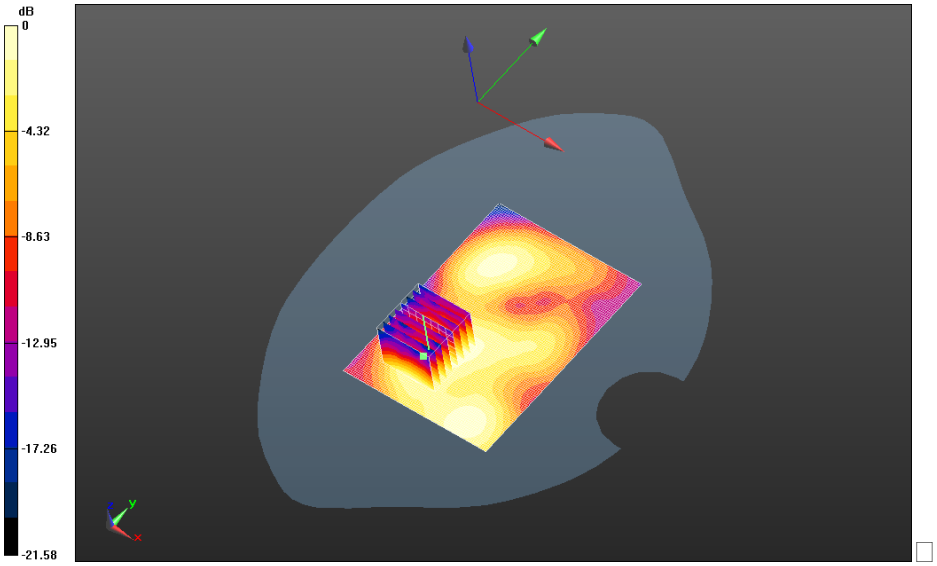

0 dB = 0.551 W/kg = -2.59 dBW/kg

This report shall NOT be reproduced except in full without the written consent of RIM Testing Services
Copyright 2005-20133, RIM Testing Services, a division of Research In Motion Limited

Mobile Hot Spot MSL - 802.11b/10mm Device Left - 802.11b_chan6_amb_temp_23.4C_liq_temp_21.5C/Area Scan (41x111x1):
Interpolated grid: dx=1.200 mm, dy=1.200 mm
Maximum value of SAR (interpolated) = 0.141 W/kg

Mobile Hot Spot MSL - 802.11b/10mm Device Left - 802.11b_chan6_amb_temp_23.4C_liq_temp_21.5C/Zoom Scan (31x31x36)/Cube 0: Interpolated grid: dx=1.000 mm, dy=1.000 mm, dz=1.000 mm

Reference Value = 6.199 V/m; **Power Drift = 0.165 dB**

Averaged SAR: SAR(1g) = 0.114 W/kg; SAR(10g) = 0.0590 W/kg
Maximum value of SAR (interpolated) = 0.224 W/kg

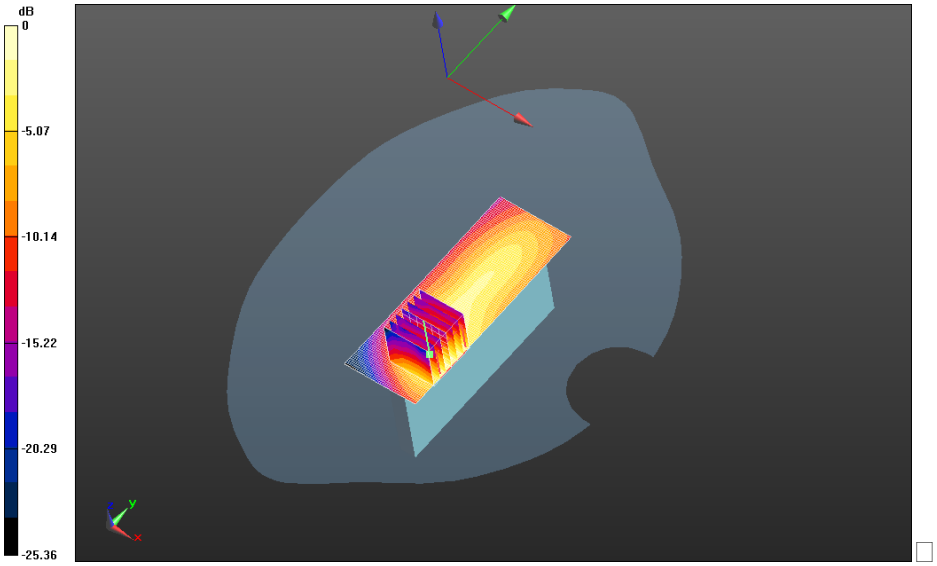

0 dB = 0.0502 W/kg = -12.99 dBW/kg

This report shall NOT be reproduced except in full without the written consent of RIM Testing Services
Copyright 2005-20133, RIM Testing Services, a division of Research In Motion Limited

Mobile Hot Spot MSL - 802.11b/10mm Device Right - 802.11b_chan6_amb_temp_23.5C_liq_temp_21.4C/Area Scan (41x111x1):
Interpolated grid: dx=1.200 mm, dy=1.200 mm
Maximum value of SAR (interpolated) = 0.0460 W/kg

Mobile Hot Spot MSL - 802.11b/10mm Device Right - 802.11b_chan6_amb_temp_23.5C_liq_temp_21.4C/Zoom Scan (31x31x36)/Cube 0: Interpolated grid: dx=1.000 mm, dy=1.000 mm, dz=1.000 mm

Reference Value = 3.089 V/m; **Power Drift = -0.089 dB**

Averaged SAR: SAR(1g) = 0.0370 W/kg; SAR(10g) = 0.0214 W/kg
Maximum value of SAR (interpolated) = 0.0668 W/kg

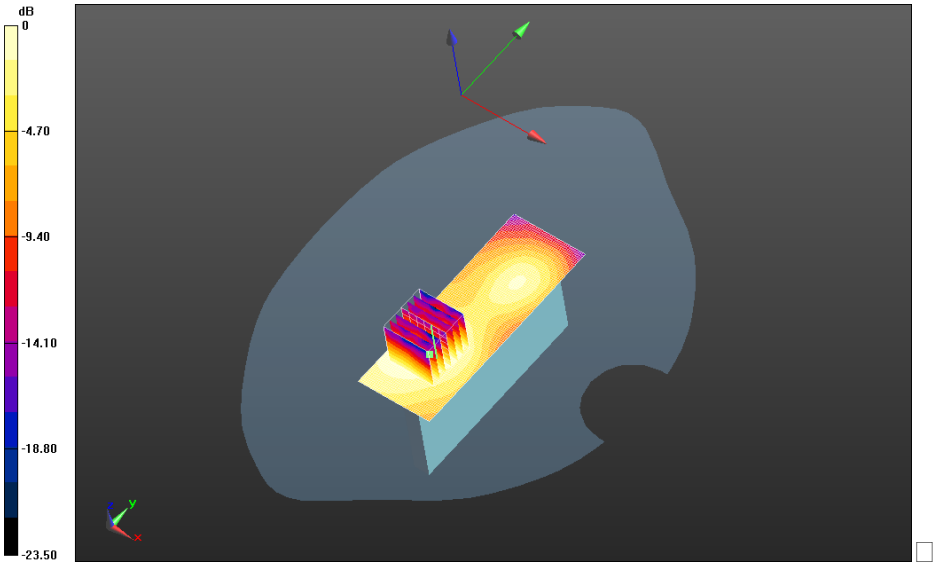

0 dB = 0.143 W/kg = -8.45 dBW/kg

This report shall NOT be reproduced except in full without the written consent of RIM Testing Services
Copyright 2005-20133, RIM Testing Services, a division of Research In Motion Limited

Mobile Hot Spot MSL - 802.11b/10mm Device Bottom - 802.11b_chan6_amb_temp_23.9C_liq_temp_21.8C/Area Scan (41x91x1):
Interpolated grid: dx=1.200 mm, dy=1.200 mm
Maximum value of SAR (interpolated) = 0.0202 W/kg

Mobile Hot Spot MSL - 802.11b/10mm Device Bottom - 802.11b_chan6_amb_temp_23.9C_liq_temp_21.8C/Zoom Scan (31x31x36)/Cube 0: Interpolated grid: dx=1.000 mm, dy=1.000 mm, dz=1.000 mm

Reference Value = 2.720 V/m; **Power Drift = -0.180 dB**

Averaged SAR: SAR(1g) = 0.0167 W/kg; SAR(10g) = 0.00945 W/kg
Maximum value of SAR (interpolated) = 0.0305 W/kg

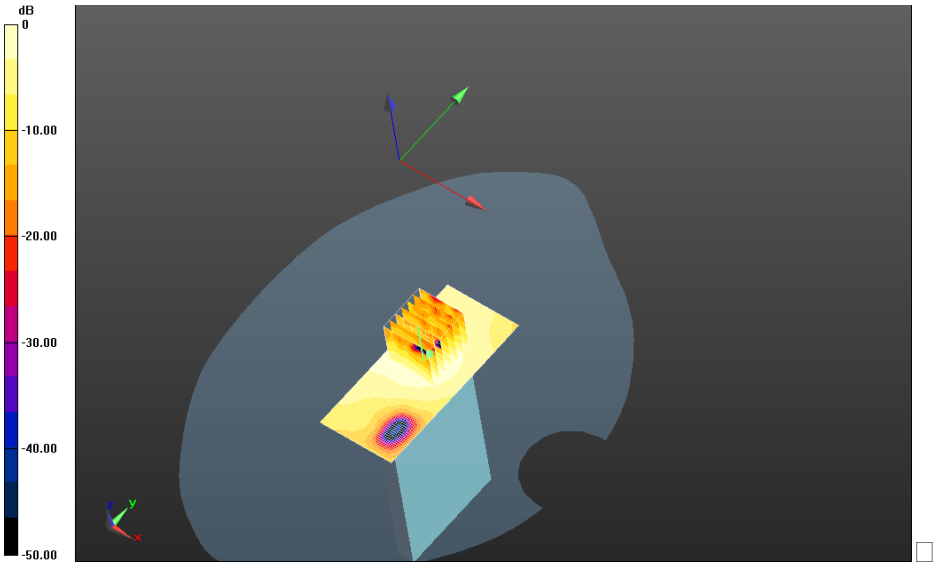

0 dB = 0.0446 W/kg = -13.51 dBW/kg

This report shall NOT be reproduced except in full without the written consent of RIM Testing Services
Copyright 2005-20133, RIM Testing Services, a division of Research In Motion Limited

Mobile Hot Spot MSL - 802.11b/Headset 10mm Device Back - 802.11b_chan6_amb_temp_23.3C_liq_temp_21.4C/Area Scan (81x111x1):
Interpolated grid: dx=1.200 mm, dy=1.200 mm
Maximum value of SAR (interpolated) = 0.373 W/kg

Mobile Hot Spot MSL - 802.11b/Headset 10mm Device Back - 802.11b_chan6_amb_temp_23.3C_liq_temp_21.4C/Zoom Scan (31x31x36)/Cube 0: Interpolated grid: dx=1.000 mm, dy=1.000 mm, dz=1.000 mm

Reference Value = 6.164 V/m; **Power Drift = 0.136 dB**

Averaged SAR: SAR(1g) = 0.300 W/kg; SAR(10g) = 0.137 W/kg
Maximum value of SAR (interpolated) = 0.657 W/kg

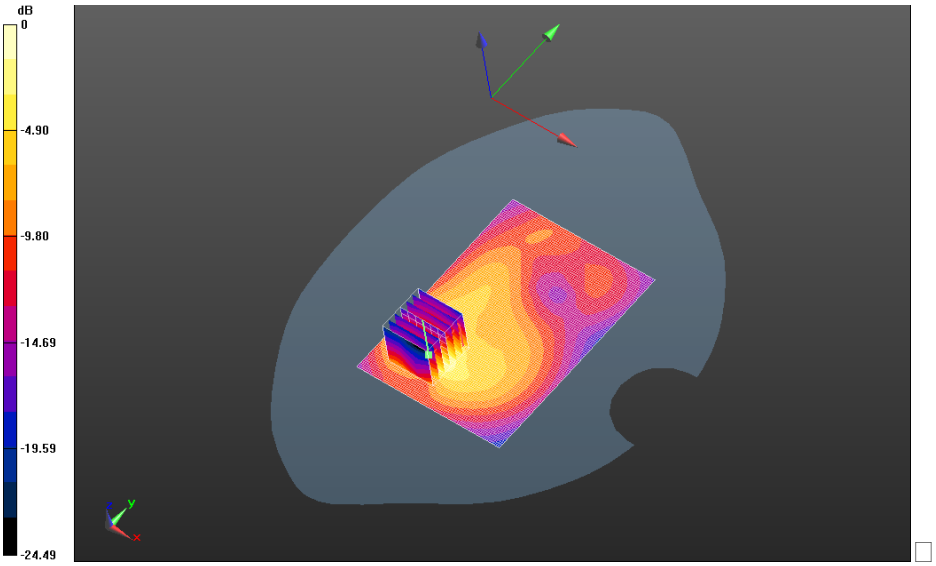

0 dB = 0.0209 W/kg = -16.80 dBW/kg

This report shall NOT be reproduced except in full without the written consent of RIM Testing Services
Copyright 2005-20133, RIM Testing Services, a division of Research In Motion Limited

Mobile Hot Spot MSL - 802.11b/10mm Device Back+2100mA - 802.11b_chan6_amb_temp_23.2C_liq_temp_21.1C/Area Scan (81x111x1):
Interpolated grid: dx=1.200 mm, dy=1.200 mm
Maximum value of SAR (interpolated) = 0.639 W/kg

Mobile Hot Spot MSL - 802.11b/10mm Device Back+2100mA - 802.11b_chan6_amb_temp_23.2C_liq_temp_21.1C/Zoom Scan (31x31x36)/Cube 0: Interpolated grid: dx=1.000 mm, dy=1.000 mm, dz=1.000 mm

Reference Value = 7.627 V/m; **Power Drift = 0.013 dB**

Averaged SAR: SAR(1g) = 0.472 W/kg; SAR(10g) = 0.211 W/kg
Maximum value of SAR (interpolated) = 1.04 W/kg

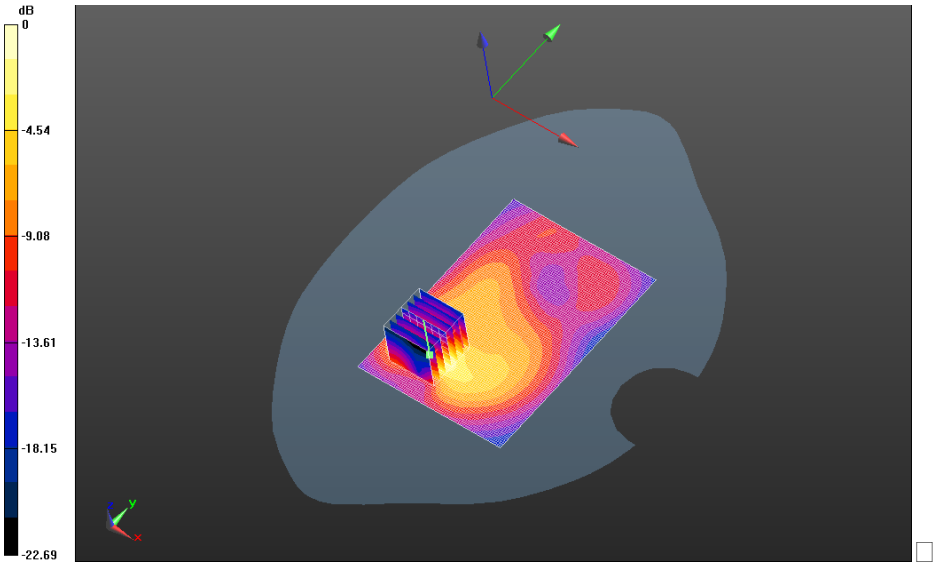

0 dB = 0.405 W/kg = -3.93 dBW/kg

This report shall NOT be reproduced except in full without the written consent of RIM Testing Services
Copyright 2005-20133, RIM Testing Services, a division of Research In Motion Limited

Z axis plot for the worst case hot spot configuration

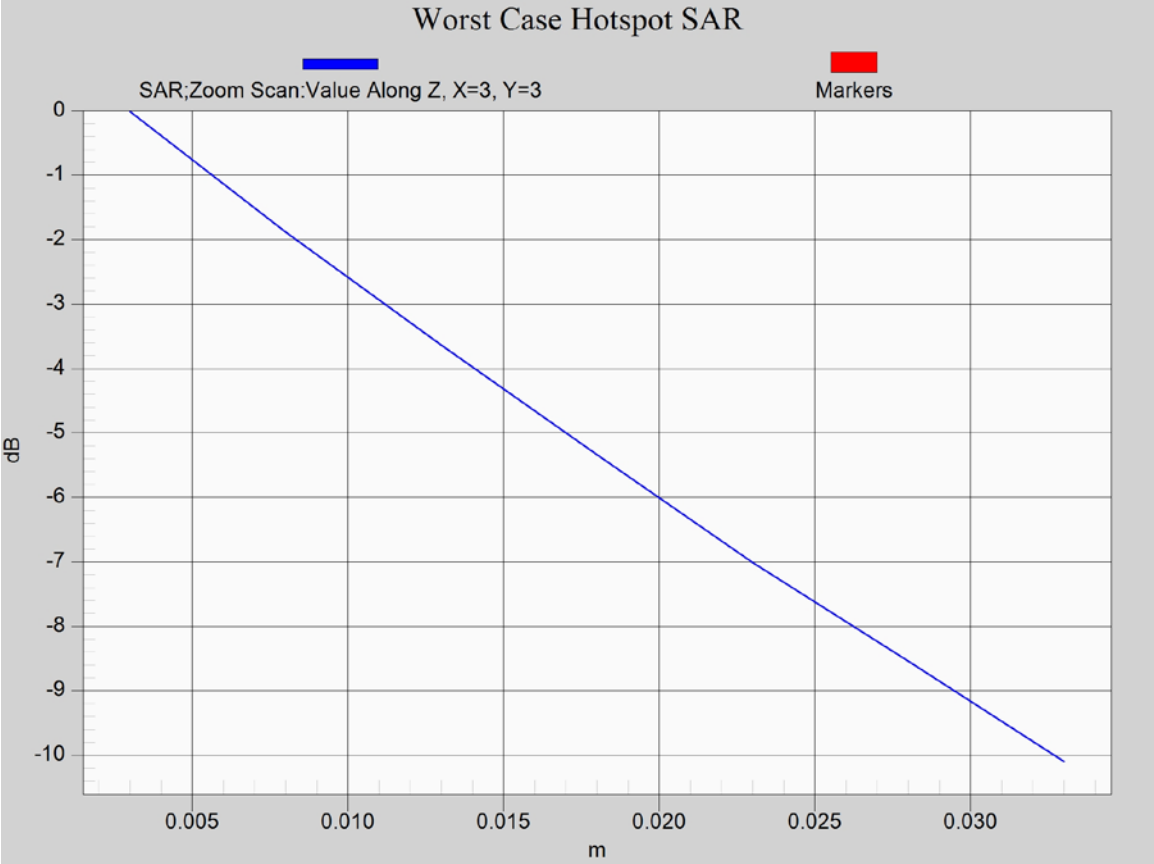

This report shall NOT be reproduced except in full without the written consent of RIM Testing Services
Copyright 2005-20133, RIM Testing Services, a division of Research In Motion Limited