802.11ac VHT40-BF_Nss1,(MCS0)_4TX PSD

5230MHz

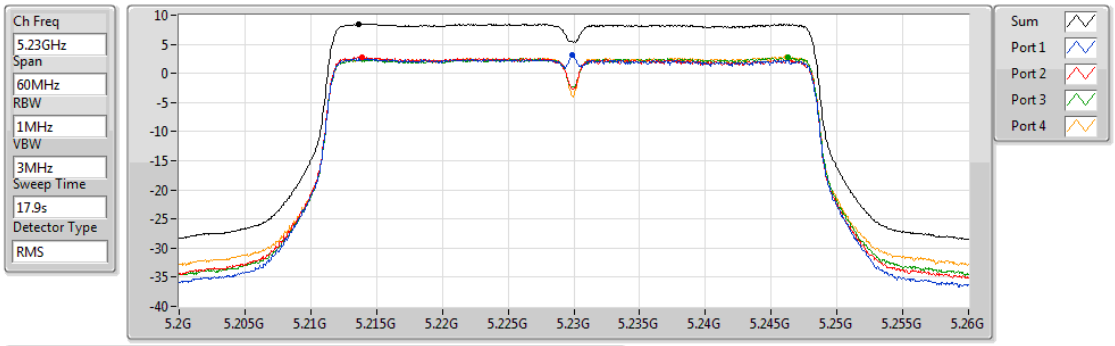

Sum	PD	Port 1	Port 2	Port 3	Port 4
(dBm/RBW)	(dBm/RBW)	(dBm/RBW)	(dBm/RBW)	(dBm/RBW)	(dBm/RBW)
8.52	8.52	3.08	2.77	2.75	2.82

802.11ac VHT40-BF_Nss1,(MCS0)_4TX PSD

5270MHz

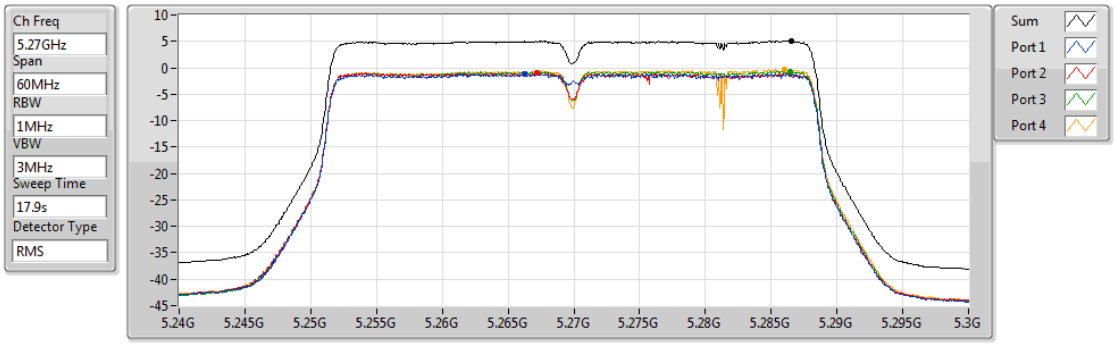

Sum	PD	Port 1	Port 2	Port 3	Port 4
(dBm/RBW)	(dBm/RBW)	(dBm/RBW)	(dBm/RBW)	(dBm/RBW)	(dBm/RBW)
5.11	5.11	-1.14	-1.03	-0.76	-0.30

802.11ac VHT40-BF_Nss1,(MCS0)_4TX PSD

5310MHz

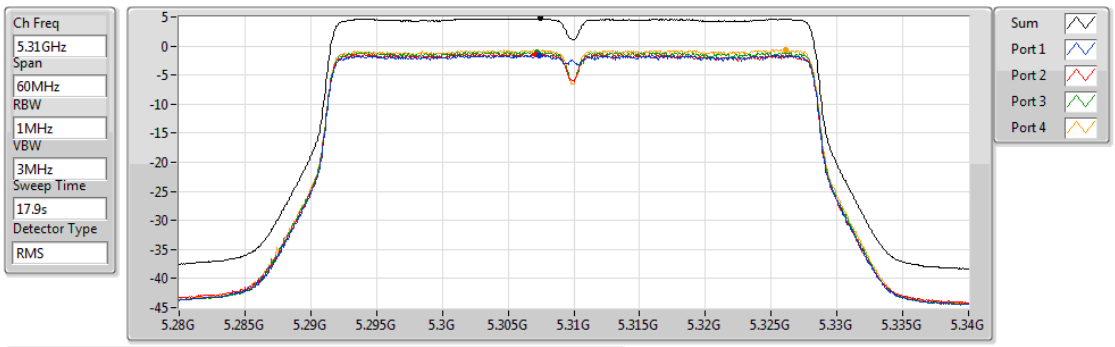

Sum	PD	Port 1	Port 2	Port 3	Port 4
(dBm/RBW)	(dBm/RBW)	(dBm/RBW)	(dBm/RBW)	(dBm/RBW)	(dBm/RBW)
4.71	4.71	-1.59	-1.37	-1.01	-0.66

802.11ac VHT40-BF_Nss1,(MCS0)_4TX PSD

5510MHz

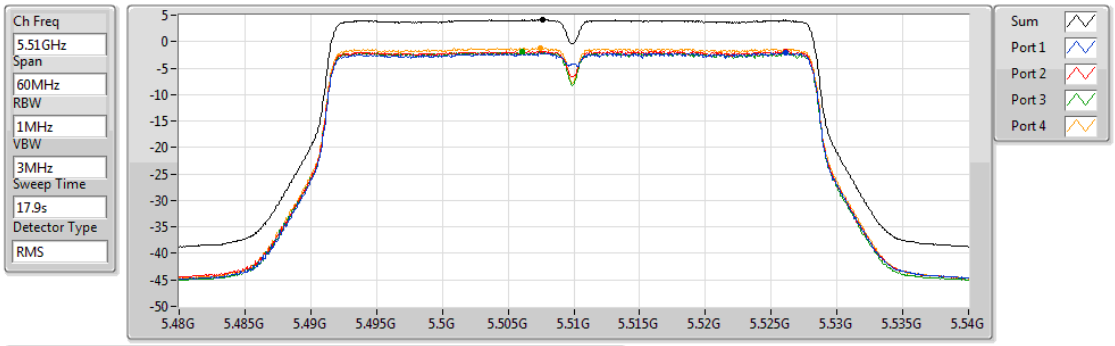

Sum	PD	Port 1	Port 2	Port 3	Port 4
(dBm/RBW)	(dBm/RBW)	(dBm/RBW)	(dBm/RBW)	(dBm/RBW)	(dBm/RBW)
4.16	4.16	-2.12	-1.84	-1.92	-1.20

802.11ac VHT40-BF_Nss1,(MCS0)_4TX PSD

5550MHz

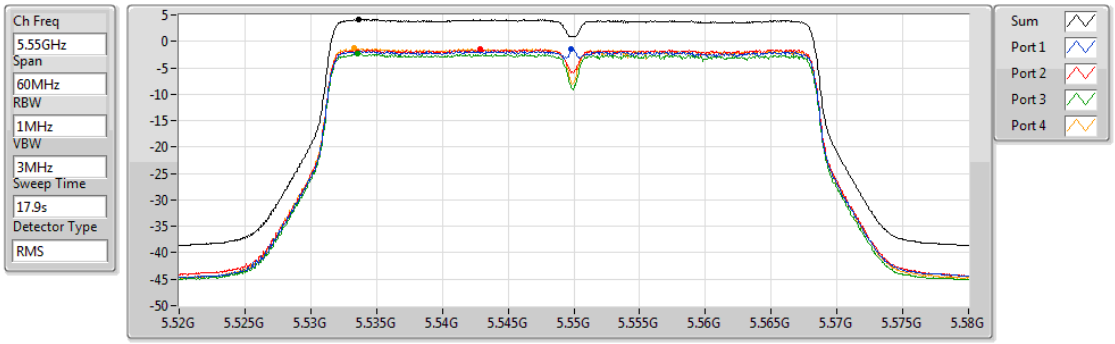

Sum	PD	Port 1	Port 2	Port 3	Port 4
(dBm/RBW)	(dBm/RBW)	(dBm/RBW)	(dBm/RBW)	(dBm/RBW)	(dBm/RBW)
4.15	4.15	-1.55	-1.53	-2.37	-1.33

802.11ac VHT40-BF_Nss1,(MCS0)_4TX PSD

5670MHz

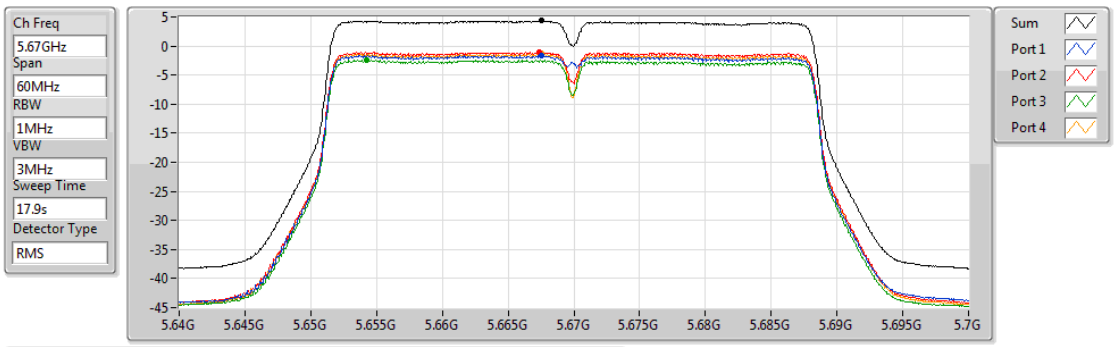

Sum	PD	Port 1	Port 2	Port 3	Port 4
(dBm/RBW)	(dBm/RBW)	(dBm/RBW)	(dBm/RBW)	(dBm/RBW)	(dBm/RBW)
4.35	4.35	-1.64	-1.04	-2.39	-1.32

802.11ac VHT40-BF_Nss1,(MCS0)_4TX PSD

5710MHz Straddle 5.47-5.725GHz

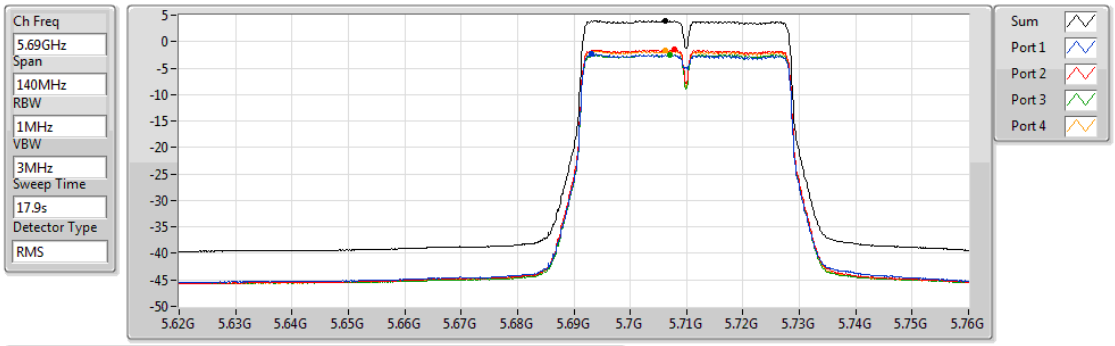

Sum	PD	Port 1	Port 2	Port 3	Port 4
(dBm/RBW)	(dBm/RBW)	(dBm/RBW)	(dBm/RBW)	(dBm/RBW)	(dBm/RBW)
3.98	3.98	-2.31	-1.53	-2.47	-1.69

802.11ac VHT40-BF_Nss1,(MCS0)_4TX PSD

5710MHz Straddle 5.725-5.85GHz

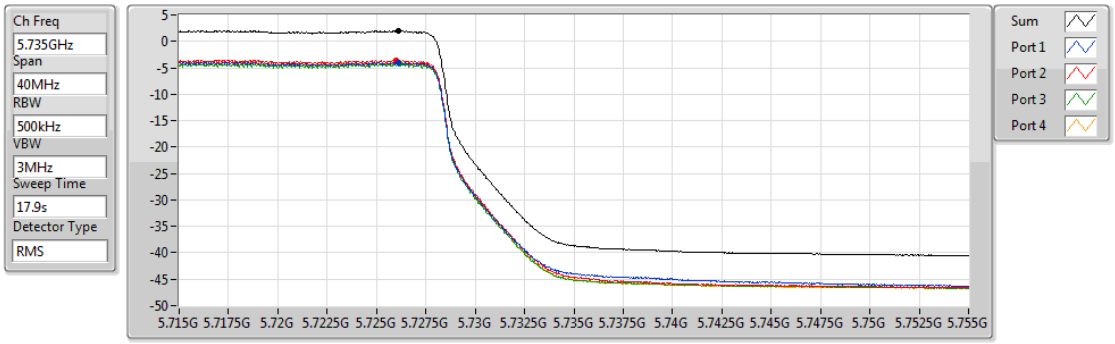

Sum	PD	Port 1	Port 2	Port 3	Port 4
(dBm/RBW)	(dBm/RBW)	(dBm/RBW)	(dBm/RBW)	(dBm/RBW)	(dBm/RBW)
2.05	2.05	-3.97	-3.61	-4.29	-4.01

802.11ac VHT40-BF_Nss1,(MCS0)_4TX PSD

5755MHz

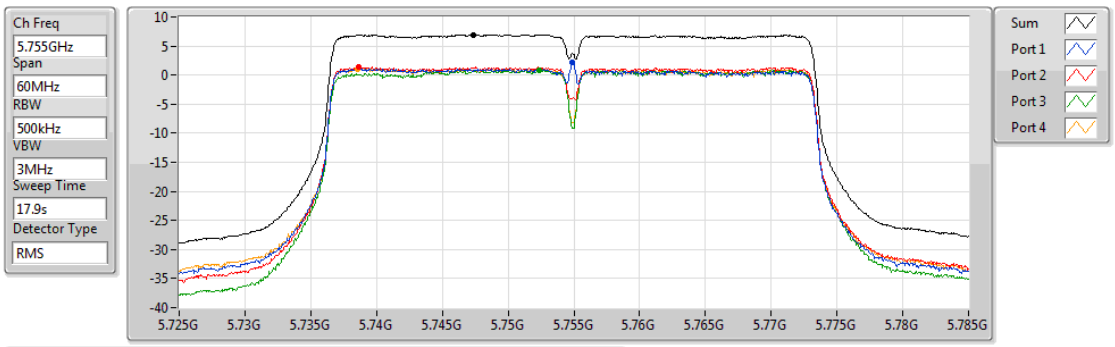

Sum	PD	Port 1	Port 2	Port 3	Port 4
(dBm/RBW)	(dBm/RBW)	(dBm/RBW)	(dBm/RBW)	(dBm/RBW)	(dBm/RBW)
6.93	6.93	2.27	1.35	0.86	1.09

802.11ac VHT40-BF_Nss1,(MCS0)_4TX PSD

5795MHz

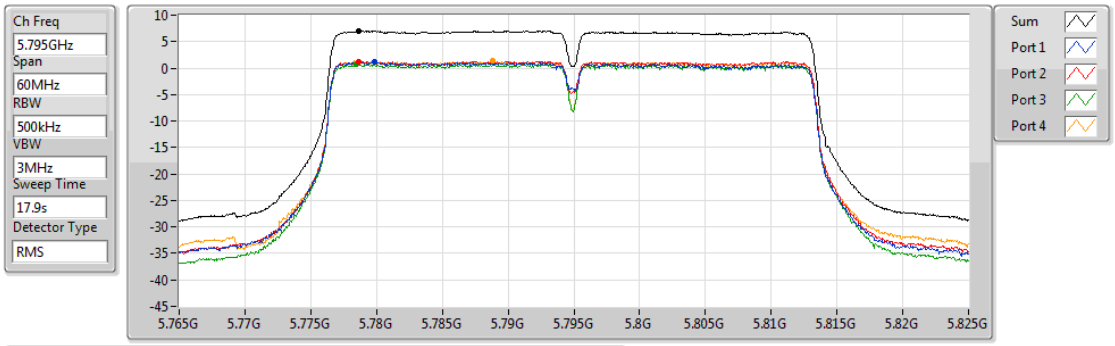

Sum	PD	Port 1	Port 2	Port 3	Port 4
(dBm/RBW)	(dBm/RBW)	(dBm/RBW)	(dBm/RBW)	(dBm/RBW)	(dBm/RBW)
7.07	7.07	1.18	1.28	0.68	1.34

802.11ac VHT80-BF_Nss1,(MCS0)_4TX PSD

5210MHz

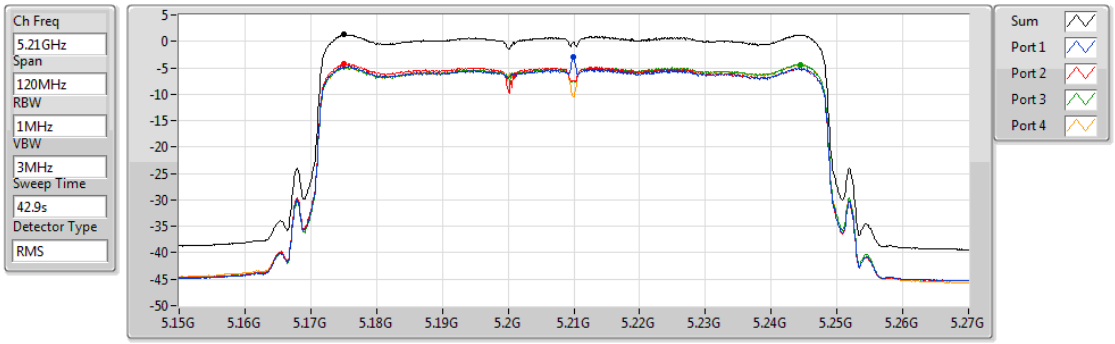

Sum	PD	Port 1	Port 2	Port 3	Port 4
(dBm/RBW)	(dBm/RBW)	(dBm/RBW)	(dBm/RBW)	(dBm/RBW)	(dBm/RBW)
1.27	1.27	-2.97	-4.31	-4.41	-4.41

802.11ac VHT80-BF_Nss1,(MCS0)_4TX PSD

5290MHz

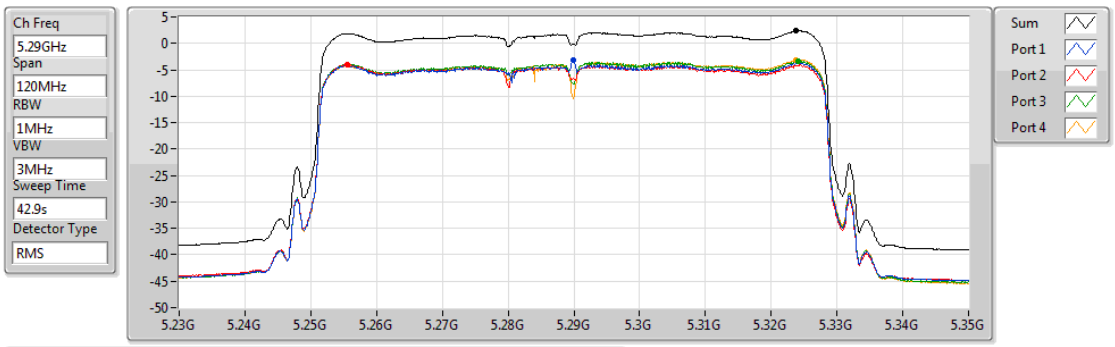

Sum	PD	Port 1	Port 2	Port 3	Port 4
(dBm/RBW)	(dBm/RBW)	(dBm/RBW)	(dBm/RBW)	(dBm/RBW)	(dBm/RBW)
2.40	2.40	-3.07	-4.04	-3.37	-3.08

802.11ac VHT80-BF_Nss1,(MCS0)_4TX PSD

5530MHz

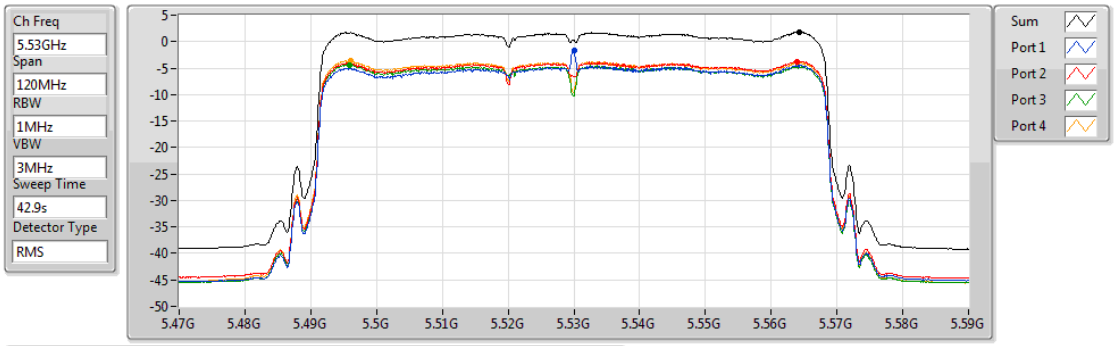

Sum	PD	Port 1	Port 2	Port 3	Port 4
(dBm/RBW)	(dBm/RBW)	(dBm/RBW)	(dBm/RBW)	(dBm/RBW)	(dBm/RBW)
1.78	1.78	-1.77	-3.70	-4.41	-3.66

802.11ac VHT80-BF_Nss1,(MCS0)_4TX PSD

5610MHz

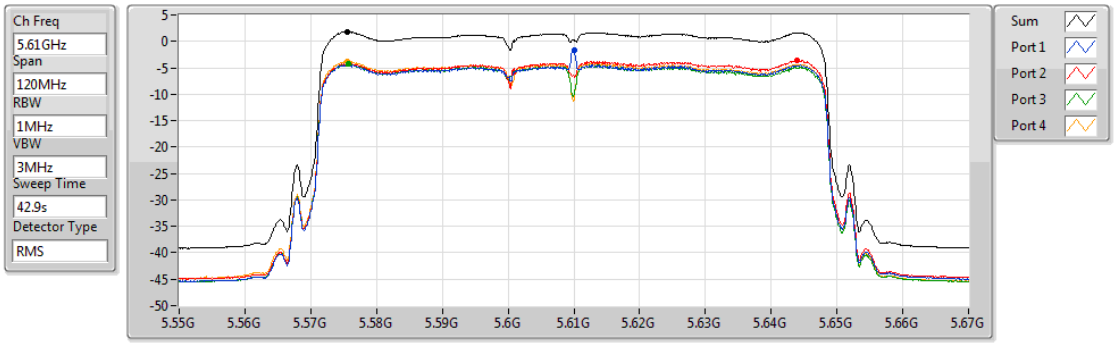

Sum	PD	Port 1	Port 2	Port 3	Port 4
(dBm/RBW)	(dBm/RBW)	(dBm/RBW)	(dBm/RBW)	(dBm/RBW)	(dBm/RBW)
1.82	1.82	-1.64	-3.61	-4.32	-3.79

802.11ac VHT80-BF_Nss1,(MCS0)_4TX PSD

5690MHz Straddle 5.47-5.725GHz

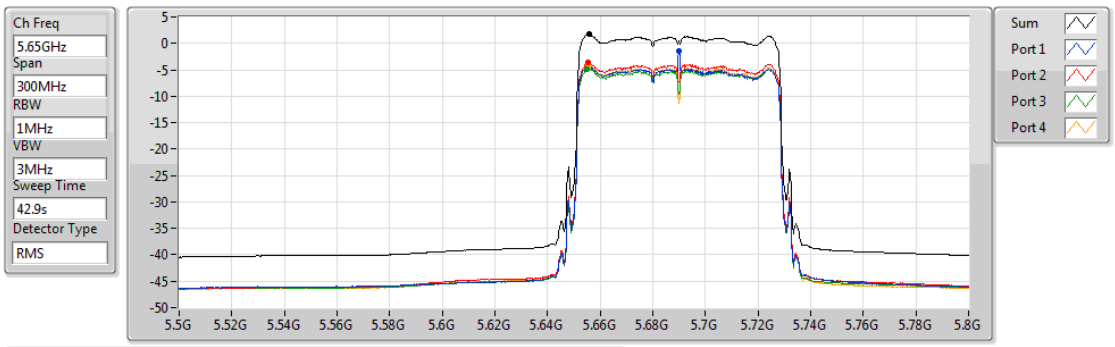

Sum	PD	Port 1	Port 2	Port 3	Port 4
(dBm/RBW)	(dBm/RBW)	(dBm/RBW)	(dBm/RBW)	(dBm/RBW)	(dBm/RBW)
1.70	1.70	-1.37	-3.65	-4.82	-4.21

802.11ac VHT80-BF_Nss1,(MCS0)_4TX **PSD**

5690MHz Straddle 5.725-5.85GHz

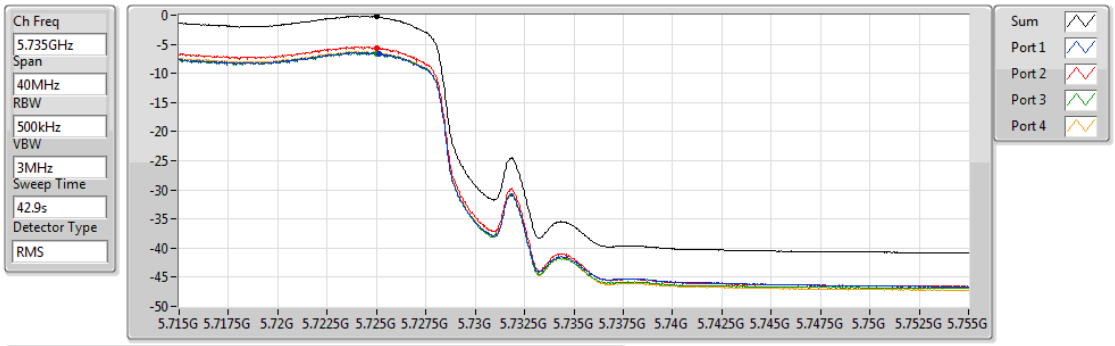

Sum	PD	Port 1	Port 2	Port 3	Port 4
(dBm/RBW)	(dBm/RBW)	(dBm/RBW)	(dBm/RBW)	(dBm/RBW)	(dBm/RBW)
-0.28	-0.28	-6.59	-5.60	-6.59	-6.39

802.11ac VHT80-BF_Nss1,(MCS0)_4TX **PSD**

5775MHz

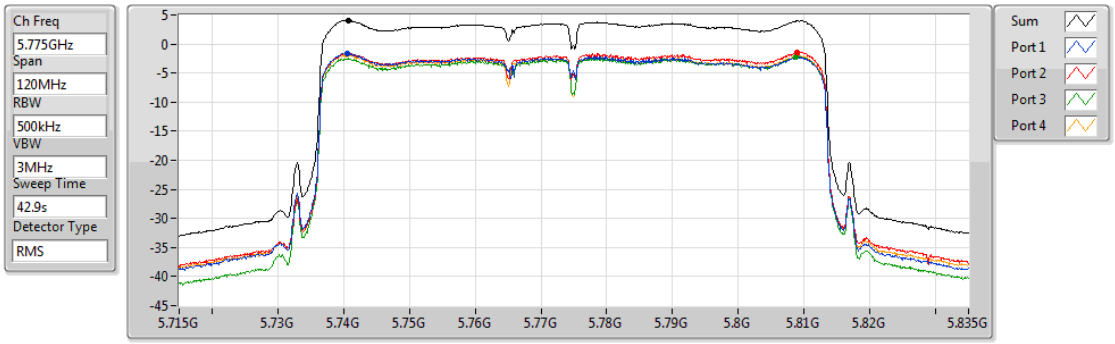

Sum	PD	Port 1	Port 2	Port 3	Port 4
(dBm/RBW)	(dBm/RBW)	(dBm/RBW)	(dBm/RBW)	(dBm/RBW)	(dBm/RBW)
4.06	4.06	-1.63	-1.44	-2.24	-1.90

Summary

Mode	Result	Type	Freq (Hz)	Level (dBuV/m)	Limit (dBuV/m)	Margin (dB)	Factor (dB)	Dist (m)	Condition	Azimuth (°)	Height (m)	Comments
VHT80_Nss1_4TX	-	-	-	-	-	-	-	-	-	-	-	-
5.725-5.85GHz	Pass	QP	625.58M	43.93	46.00	-2.07	-0.96	3	Vertical	18	1.18	-

Result

Mode	Result	Type	Freq (Hz)	Level (dBuV/m)	Limit (dBuV/m)	Margin (dB)	Factor (dB)	Dist (m)	Condition	Azimuth (°)	Height (m)	Comments
VHT80_Nss1_4TX	-	-	-	-	-	-	-	-	-	-	-	-
5775MHz	Pass	PK	125.06M	34.74	43.50	-8.76	-8.94	3	Horizontal	360	1.00	-
5775MHz	Pass	PK	225.94M	33.47	46.00	-12.53	-10.36	3	Horizontal	360	1.00	-
5775MHz	Pass	PK	249.22M	35.45	46.00	-10.55	-7.80	3	Horizontal	360	1.00	-
5775MHz	Pass	PK	375.32M	37.17	46.00	-8.83	-4.78	3	Horizontal	360	1.00	-
5775MHz	Pass	PK	875.84M	39.88	46.00	-6.12	2.59	3	Horizontal	360	1.00	-
5775MHz	Pass	QP	625.58M	43.69	46.00	-2.31	-0.96	3	Horizontal	162	1.12	-
5775MHz	Pass	PK	125.06M	32.96	43.50	-10.54	-8.94	3	Vertical	0	1.00	-
5775MHz	Pass	PK	249.22M	36.15	46.00	-9.85	-7.80	3	Vertical	0	1.00	-
5775MHz	Pass	PK	375.32M	42.00	46.00	-4.00	-4.78	3	Vertical	0	1.00	-
5775MHz	Pass	PK	749.74M	33.99	46.00	-12.01	0.69	3	Vertical	0	1.00	-
5775MHz	Pass	PK	875.84M	40.84	46.00	-5.16	2.59	3	Vertical	0	1.00	-
5775MHz	Pass	QP	625.58M	43.93	46.00	-2.07	-0.96	3	Vertical	18	1.18	-

VHT80_Nss1_4TX

5775MHz_Adapter

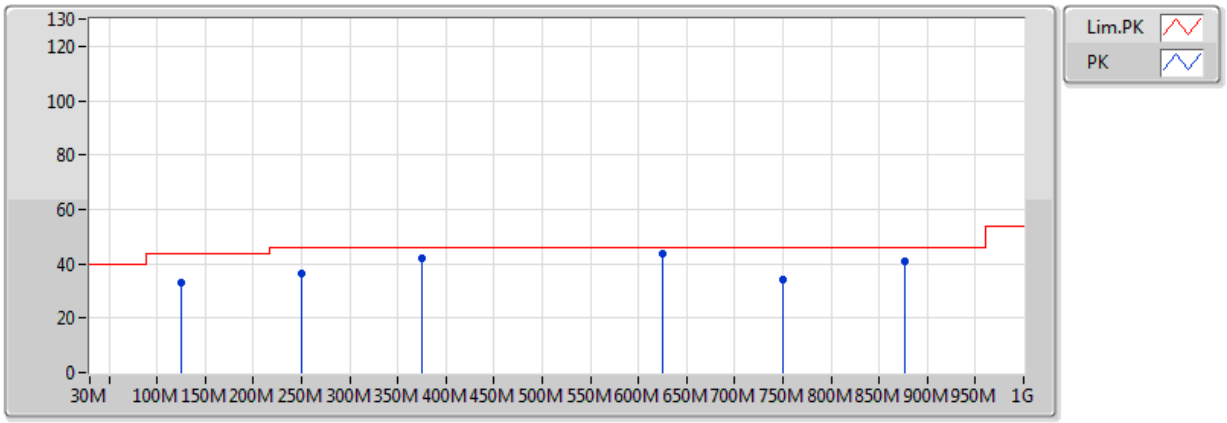

Eut : Z axis

Type	Freq	Level	Limit	Margin	Factor	Dist	Condition	Azimuth	Height	Comments	Raw	AF	CL	PA
	(Hz)	(dBuV/m)	(dBuV/m)	(dB)	(dB)	(m)		(°)	(m)		(dBuV)	(dB)	(dB)	(dB)
PK	125.06M	32.96	43.50	-10.54	-8.94	3	Vertical	0	1.00	-	41.90	17.12	1.66	27.72
PK	249.22M	36.15	46.00	-9.85	-7.80	3	Vertical	0	1.00	-	43.95	17.32	2.20	27.32
PK	375.32M	42.00	46.00	-4.00	-4.78	3	Vertical	0	1.00	-	46.78	20.19	2.80	27.77
QP	625.58M	43.93	46.00	-2.07	-0.96	3	Vertical	18	1.18	-	44.89	23.85	3.71	28.51
PK	749.74M	33.99	46.00	-12.01	0.69	3	Vertical	0	1.00	-	33.30	24.75	4.17	28.22
PK	875.84M	40.84	46.00	-5.16	2.59	3	Vertical	0	1.00	-	38.25	25.37	4.97	27.76

VHT80_Nss1_4TX

5775MHz_Adapter

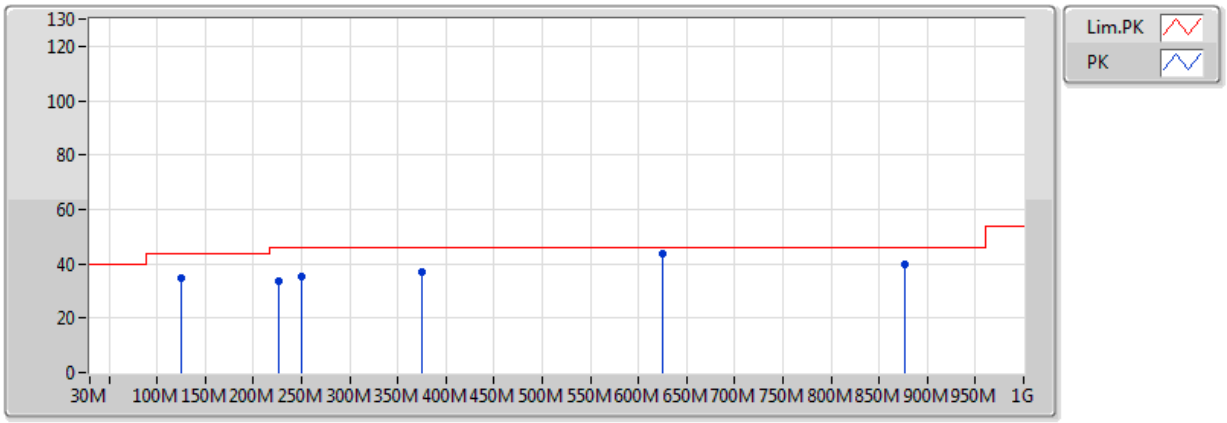

Eut : Z axis

Type	Freq	Level	Limit	Margin	Factor	Dist	Condition	Azimuth	Height	Comments	Raw	AF	CL	PA
	(Hz)	(dBuV/m)	(dBuV/m)	(dB)	(dB)	(m)		(°)	(m)		(dBuV)	(dB)	(dB)	(dB)
PK	125.06M	34.74	43.50	-8.76	-8.94	3	Horizontal	360	1.00	-	43.68	17.12	1.66	27.72
PK	225.94M	33.47	46.00	-12.53	-10.36	3	Horizontal	360	1.00	-	43.83	14.80	2.22	27.38
PK	249.22M	35.45	46.00	-10.55	-7.80	3	Horizontal	360	1.00	-	43.25	17.32	2.20	27.32
PK	375.32M	37.17	46.00	-8.83	-4.78	3	Horizontal	360	1.00	-	41.95	20.19	2.80	27.77
QP	625.58M	43.69	46.00	-2.31	-0.96	3	Horizontal	162	1.12	-	44.65	23.85	3.71	28.51
PK	875.84M	39.88	46.00	-6.12	2.59	3	Horizontal	360	1.00	-	37.29	25.37	4.97	27.76

Summary

Mode	Result	Type	Freq (Hz)	Level (dBuV/m)	Limit (dBuV/m)	Margin (dB)	Factor (dB)	Dist (m)	Condition	Azimuth (°)	Height (m)	Comments
VHT80_Nss1_4TX	-	-	-	-	-	-	-	-	-	-	-	-
5.725-5.85GHz	Pass	QP	625.58M	43.58	46.00	-2.42	-0.96	3	Vertical	20	1.25	-

Result

Mode	Result	Type	Freq (Hz)	Level (dBuV/m)	Limit (dBuV/m)	Margin (dB)	Factor (dB)	Dist (m)	Condition	Azimuth (°)	Height (m)	Comments
VHT80_Nss1_4TX	-	-	-	-	-	-	-	-	-	-	-	-
5775MHz	Pass	PK	125.06M	35.74	43.50	-7.76	-8.94	3	Horizontal	360	1.00	-
5775MHz	Pass	PK	138.64M	35.26	43.50	-8.24	-9.64	3	Horizontal	360	1.00	-
5775MHz	Pass	PK	204.6M	34.28	43.50	-9.22	-10.94	3	Horizontal	360	1.00	-
5775MHz	Pass	PK	421.88M	37.30	46.00	-8.70	-3.66	3	Horizontal	360	1.00	-
5775MHz	Pass	PK	749.74M	36.73	46.00	-9.27	0.69	3	Horizontal	360	1.00	-
5775MHz	Pass	QP	625.58M	43.27	46.00	-2.73	-0.96	3	Horizontal	123	1.05	-
5775MHz	Pass	PK	35.82M	29.72	40.00	-10.28	-7.48	3	Vertical	0	1.00	-
5775MHz	Pass	PK	62.98M	29.43	40.00	-10.57	-14.86	3	Vertical	0	1.00	-
5775MHz	Pass	PK	249.22M	37.45	46.00	-8.55	-7.80	3	Vertical	0	1.00	-
5775MHz	Pass	PK	425.76M	37.41	46.00	-8.59	-3.59	3	Vertical	0	1.00	-
5775MHz	Pass	PK	499.48M	37.08	46.00	-8.92	-2.57	3	Vertical	0	1.00	-
5775MHz	Pass	QP	625.58M	43.58	46.00	-2.42	-0.96	3	Vertical	20	1.25	-

VHT80_Nss1_4TX

5775MHz_Adapter

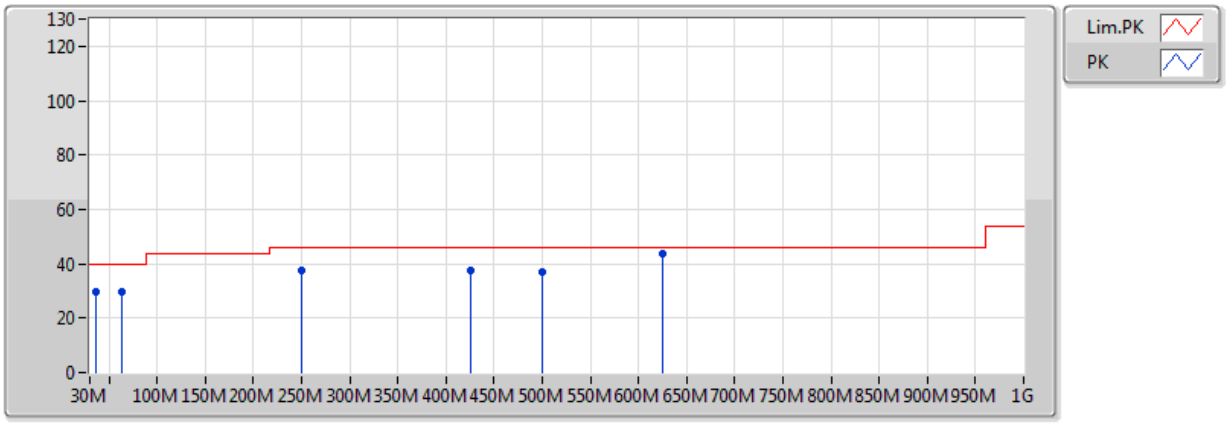

Eut : Z axis

Type	Freq	Level	Limit	Margin	Factor	Dist	Condition	Azimuth	Height	Comments	Raw	AF	CL	PA
	(Hz)	(dBuV/m)	(dBuV/m)	(dB)	(dB)	(m)		(°)	(m)		(dBuV)	(dB)	(dB)	(dB)
PK	35.82M	29.72	40.00	-10.28	-7.48	3	Vertical	0	1.00	-	37.20	19.51	0.78	27.77
PK	62.98M	29.43	40.00	-10.57	-14.86	3	Vertical	0	1.00	-	44.29	11.50	1.26	27.62
PK	249.22M	37.45	46.00	-8.55	-7.80	3	Vertical	0	1.00	-	45.25	17.32	2.20	27.32
PK	425.76M	37.41	46.00	-8.59	-3.59	3	Vertical	0	1.00	-	41.00	21.38	3.13	28.10
PK	499.48M	37.08	46.00	-8.92	-2.57	3	Vertical	0	1.00	-	39.65	22.53	3.39	28.49
QP	625.58M	43.58	46.00	-2.42	-0.96	3	Vertical	20	1.25	-	44.54	23.85	3.71	28.51

VHT80_Nss1_4TX

5775MHz_Adapter

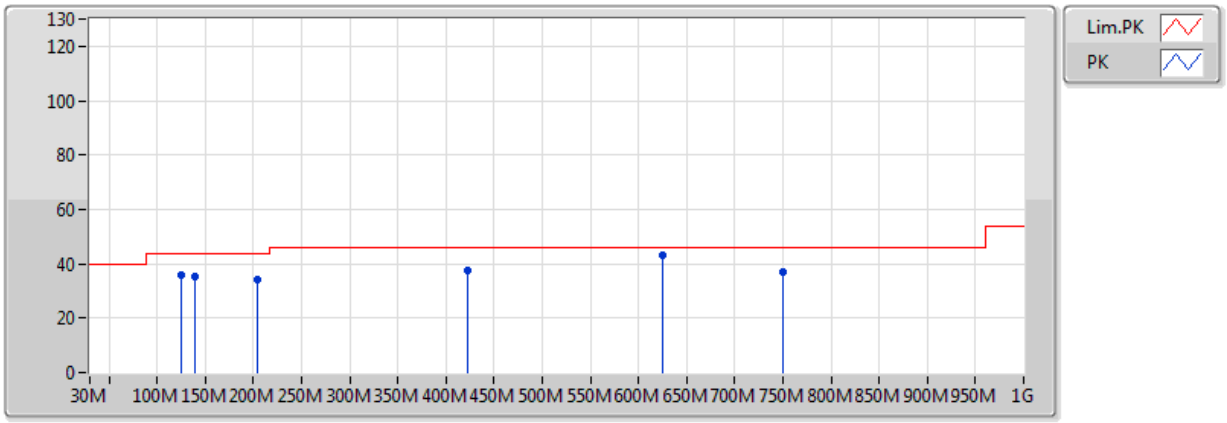

Eut : Z axis

Type	Freq	Level	Limit	Margin	Factor	Dist	Condition	Azimuth	Height	Comments	Raw	AF	CL	PA
	(Hz)	(dBuV/m)	(dBuV/m)	(dB)	(dB)	(m)		(°)	(m)		(dBuV)	(dB)	(dB)	(dB)
PK	125.06M	35.74	43.50	-7.76	-8.94	3	Horizontal	360	1.00	-	44.68	17.12	1.66	27.72
PK	138.64M	35.26	43.50	-8.24	-9.64	3	Horizontal	360	1.00	-	41.90	16.24	1.79	27.67
PK	204.6M	34.28	43.50	-9.22	-10.94	3	Horizontal	360	1.00	-	44.22	14.26	2.24	27.43
PK	421.88M	37.30	46.00	-8.70	-3.66	3	Horizontal	360	1.00	-	38.96	21.31	3.11	28.08
QP	625.58M	43.27	46.00	-2.73	-0.96	3	Horizontal	123	1.05	-	44.23	23.85	3.71	28.51
PK	749.74M	36.73	46.00	-9.27	0.69	3	Horizontal	360	1.00	-	36.04	24.75	4.17	28.22

Summary

Mode	Result	Type	Freq (Hz)	Level (dBuV/m)	Limit (dBuV/m)	Margin (dB)	Factor (dB)	Dist (m)	Condition	Azimuth (°)	Height (m)	Comments
802.11a_Nss1,(6Mbps)_4TX	-	-	-	-	-	-	-	-	-	-	-	-
5.15-5.25GHz	Pass	AV	15.54G	53.75	54.00	-0.25	14.12	3	Vertical	143	2.79	-
5.25-5.35GHz	Pass	AV	5.3602G	53.86	54.00	-0.14	2.91	3	Horizontal	295	1.01	-
802.11ac VHT80_Nss1,(MCS0)_4TX	-	-	-	-	-	-	-	-	-	-	-	-
5.47-5.725GHz	Pass	PK	5.729G	68.05	68.20	-0.15	3.45	3	Vertical	152	2.17	-
802.11ac VHT20_Nss1,(MCS0)_4TX	-	-	-	-	-	-	-	-	-	-	-	-
5.725-5.85GHz	Pass	AV	17.475G	52.37	54.00	-1.63	19.87	3	Vertical	332	2.69	-

Result

Mode	Result	Type	Freq (Hz)	Level (dBuV/m)	Limit (dBuV/m)	Margin (dB)	Factor (dB)	Dist (m)	Condition	Azimuth (°)	Height (m)	Comments
802.11a_Nss1,(6Mbps)_4TX	-	-	-	-	-	-	-	-	-	-	-	-
5180MHz	Pass	AV	5.149995G	50.98	54.00	-3.02	2.80	3	Horizontal	280	1.06	-
5180MHz	Pass	AV	5.173G	105.88	Inf	-Inf	2.81	3	Horizontal	280	1.06	-
5180MHz	Pass	AV	15.54G	53.06	54.00	-0.94	14.12	3	Horizontal	315	1.00	-
5180MHz	Pass	PK	5.145G	64.24	74.00	-9.76	2.80	3	Horizontal	280	1.06	-
5180MHz	Pass	PK	5.1738G	114.86	Inf	-Inf	2.81	3	Horizontal	280	1.06	-
5180MHz	Pass	PK	15.54G	66.99	74.00	-7.01	14.12	3	Horizontal	315	1.00	-
5180MHz	Pass	AV	5.1498G	52.04	54.00	-1.96	2.80	3	Vertical	148	1.49	-
5180MHz	Pass	AV	5.1728G	105.80	Inf	-Inf	2.81	3	Vertical	148	1.49	-
5180MHz	Pass	AV	10.36G	47.19	54.00	-6.81	12.44	3	Vertical	343	2.59	-
5180MHz	Pass	AV	15.54G	53.75	54.00	-0.25	14.12	3	Vertical	143	2.79	-
5180MHz	Pass	PK	5.1498G	65.54	74.00	-8.46	2.80	3	Vertical	148	1.49	-
5180MHz	Pass	PK	5.173G	114.45	Inf	-Inf	2.81	3	Vertical	148	1.49	-
5180MHz	Pass	PK	10.36G	59.92	74.00	-14.08	12.44	3	Vertical	343	2.59	-
5180MHz	Pass	PK	15.54G	67.19	74.00	-6.81	14.12	3	Vertical	143	2.79	-
5200MHz	Pass	AV	5.149995G	49.16	54.00	-4.84	2.80	3	Horizontal	296	1.18	-
5200MHz	Pass	AV	5.2044G	105.36	Inf	-Inf	2.83	3	Horizontal	296	1.18	-
5200MHz	Pass	AV	10.4G	44.88	54.00	-9.12	12.54	3	Horizontal	315	1.04	-
5200MHz	Pass	AV	15.6G	52.43	54.00	-1.57	13.84	3	Horizontal	314	1.00	-
5200MHz	Pass	PK	5.149995G	60.17	74.00	-13.83	2.80	3	Horizontal	296	1.18	-
5200MHz	Pass	PK	5.2056G	114.68	Inf	-Inf	2.83	3	Horizontal	296	1.18	-
5200MHz	Pass	PK	10.4G	58.72	74.00	-15.28	12.54	3	Horizontal	315	1.04	-
5200MHz	Pass	PK	15.6G	66.44	74.00	-7.56	13.84	3	Horizontal	314	1.00	-
5200MHz	Pass	AV	5.1488G	46.93	54.00	-7.07	2.80	3	Vertical	159	1.01	-
5200MHz	Pass	AV	5.2076G	106.09	Inf	-Inf	2.83	3	Vertical	159	1.01	-
5200MHz	Pass	AV	10.4G	47.54	54.00	-6.46	12.54	3	Vertical	334	2.65	-
5200MHz	Pass	AV	15.6G	53.75	54.00	-0.25	13.84	3	Vertical	193	2.76	-
5200MHz	Pass	PK	5.148G	58.50	74.00	-15.50	2.80	3	Vertical	159	1.01	-
5200MHz	Pass	PK	5.2072G	115.07	Inf	-Inf	2.83	3	Vertical	159	1.01	-
5200MHz	Pass	PK	10.4G	60.35	74.00	-13.65	12.54	3	Vertical	334	2.65	-
5200MHz	Pass	PK	15.6G	66.12	74.00	-7.88	13.84	3	Vertical	193	2.76	-
5240MHz	Pass	AV	5.1218G	45.81	54.00	-8.19	2.78	3	Horizontal	288	1.16	-
5240MHz	Pass	AV	5.2436G	106.03	Inf	-Inf	2.85	3	Horizontal	288	1.16	-
5240MHz	Pass	AV	5.3804G	46.24	54.00	-7.76	2.92	3	Horizontal	288	1.16	-
5240MHz	Pass	AV	15.72G	50.69	54.00	-3.31	13.27	3	Horizontal	50	2.82	-
5240MHz	Pass	PK	5.1296G	57.79	74.00	-16.21	2.79	3	Horizontal	288	1.16	-
5240MHz	Pass	PK	5.243G	115.10	Inf	-Inf	2.85	3	Horizontal	288	1.16	-
5240MHz	Pass	PK	5.3774G	57.38	74.00	-16.62	2.92	3	Horizontal	288	1.16	-
5240MHz	Pass	PK	15.72G	64.46	74.00	-9.54	13.27	3	Horizontal	50	2.82	-
5240MHz	Pass	AV	5.1248G	45.14	54.00	-8.86	2.78	3	Vertical	159	1.11	-
5240MHz	Pass	AV	5.2472G	106.73	Inf	-Inf	2.85	3	Vertical	159	1.11	-
5240MHz	Pass	AV	5.3606G	46.08	54.00	-7.92	2.91	3	Vertical	159	1.11	-
5240MHz	Pass	AV	10.48G	47.93	54.00	-6.07	12.74	3	Vertical	335	2.95	-
5240MHz	Pass	AV	15.72G	52.78	54.00	-1.22	13.27	3	Vertical	331	2.07	-
5240MHz	Pass	PK	5.1074G	56.88	74.00	-17.12	2.77	3	Vertical	159	1.11	-
5240MHz	Pass	PK	5.2472G	116.04	Inf	-Inf	2.85	3	Vertical	159	1.11	-
5240MHz	Pass	PK	5.3576G	57.21	74.00	-16.79	2.90	3	Vertical	159	1.11	-
5240MHz	Pass	PK	10.48G	60.84	74.00	-13.16	12.74	3	Vertical	335	2.95	-

Mode	Result	Type	Freq (Hz)	Level (dBuV/m)	Limit (dBuV/m)	Margin (dB)	Factor (dB)	Dist (m)	Condition	Azimuth (°)	Height (m)	Comments
5240MHz	Pass	PK	15.72G	66.79	74.00	-7.21	13.27	3	Vertical	331	2.07	-
5260MHz	Pass	AV	5.1466G	44.87	54.00	-9.13	2.80	3	Horizontal	292	1.04	-
5260MHz	Pass	AV	5.2636G	106.61	Inf	-Inf	2.86	3	Horizontal	292	1.04	-
5260MHz	Pass	AV	5.3818G	46.39	54.00	-7.61	2.92	3	Horizontal	292	1.04	-
5260MHz	Pass	AV	10.52G	44.57	54.00	-9.43	12.85	3	Horizontal	320	1.01	-
5260MHz	Pass	AV	15.78G	51.02	54.00	-2.98	12.98	3	Horizontal	35	2.99	-
5260MHz	Pass	PK	5.1418G	57.20	74.00	-16.80	2.80	3	Horizontal	292	1.04	-
5260MHz	Pass	PK	5.2624G	115.72	Inf	-Inf	2.85	3	Horizontal	292	1.04	-
5260MHz	Pass	PK	5.3518G	58.09	74.00	-15.91	2.90	3	Horizontal	292	1.04	-
5260MHz	Pass	PK	10.52G	58.77	74.00	-15.23	12.85	3	Horizontal	320	1.01	-
5260MHz	Pass	PK	15.78G	65.70	74.00	-8.30	12.98	3	Horizontal	35	2.99	-
5260MHz	Pass	AV	5.1478G	44.57	54.00	-9.43	2.80	3	Vertical	174	2.46	-
5260MHz	Pass	AV	5.2594G	107.31	Inf	-Inf	2.85	3	Vertical	174	2.46	-
5260MHz	Pass	AV	5.3806G	46.45	54.00	-7.55	2.92	3	Vertical	174	2.46	-
5260MHz	Pass	AV	10.52G	47.74	54.00	-6.26	12.85	3	Vertical	161	3.00	-
5260MHz	Pass	AV	15.78G	53.02	54.00	-0.98	12.98	3	Vertical	335	2.15	-
5260MHz	Pass	PK	5.149G	56.54	74.00	-17.46	2.80	3	Vertical	174	2.46	-
5260MHz	Pass	PK	5.2606G	116.85	Inf	-Inf	2.85	3	Vertical	174	2.46	-
5260MHz	Pass	PK	5.3782G	58.51	74.00	-15.49	2.92	3	Vertical	174	2.46	-
5260MHz	Pass	PK	10.52G	61.55	74.00	-12.45	12.85	3	Vertical	161	3.00	-
5260MHz	Pass	PK	15.78G	67.18	74.00	-6.82	12.98	3	Vertical	335	2.15	-
5300MHz	Pass	AV	5.3032G	105.76	Inf	-Inf	2.87	3	Horizontal	296	1.10	-
5300MHz	Pass	AV	5.350005G	48.10	54.00	-5.90	2.90	3	Horizontal	296	1.10	-
5300MHz	Pass	AV	10.6G	43.66	54.00	-10.34	13.05	3	Horizontal	311	1.23	-
5300MHz	Pass	AV	15.9G	50.43	54.00	-3.57	12.41	3	Horizontal	309	1.03	-
5300MHz	Pass	PK	5.3044G	114.64	Inf	-Inf	2.87	3	Horizontal	296	1.10	-
5300MHz	Pass	PK	5.368G	60.03	74.00	-13.97	2.91	3	Horizontal	296	1.10	-
5300MHz	Pass	PK	10.6G	57.86	74.00	-16.14	13.05	3	Horizontal	311	1.23	-
5300MHz	Pass	PK	15.9G	64.43	74.00	-9.57	12.41	3	Horizontal	309	1.03	-
5300MHz	Pass	AV	5.2932G	106.78	Inf	-Inf	2.87	3	Vertical	144	3.06	-
5300MHz	Pass	AV	5.350005G	47.14	54.00	-6.86	2.90	3	Vertical	144	3.06	-
5300MHz	Pass	AV	10.6G	48.27	54.00	-5.73	13.05	3	Vertical	161	2.92	-
5300MHz	Pass	AV	15.9G	51.00	54.00	-3.00	12.41	3	Vertical	344	1.04	-
5300MHz	Pass	PK	5.2936G	116.11	Inf	-Inf	2.87	3	Vertical	144	3.06	-
5300MHz	Pass	PK	5.3516G	58.92	74.00	-15.08	2.90	3	Vertical	144	3.06	-
5300MHz	Pass	PK	10.6G	62.53	74.00	-11.47	13.05	3	Vertical	161	2.92	-
5300MHz	Pass	PK	15.9G	64.74	74.00	-9.26	12.41	3	Vertical	344	1.04	-
5320MHz	Pass	AV	5.3234G	104.90	Inf	-Inf	2.88	3	Horizontal	295	1.01	-
5320MHz	Pass	AV	5.3602G	53.86	54.00	-0.14	2.91	3	Horizontal	295	1.01	-
5320MHz	Pass	AV	10.64G	43.59	54.00	-10.41	13.15	3	Horizontal	333	1.03	-
5320MHz	Pass	AV	15.96G	48.44	54.00	-5.56	12.12	3	Horizontal	324	2.27	-
5320MHz	Pass	PK	5.3232G	113.73	Inf	-Inf	2.88	3	Horizontal	295	1.01	-
5320MHz	Pass	PK	5.3526G	67.37	74.00	-6.63	2.90	3	Horizontal	295	1.01	-
5320MHz	Pass	PK	10.64G	58.61	74.00	-15.39	13.15	3	Horizontal	333	1.03	-
5320MHz	Pass	PK	15.96G	63.28	74.00	-10.72	12.12	3	Horizontal	324	2.27	-
5320MHz	Pass	AV	5.3274G	105.72	Inf	-Inf	2.89	3	Vertical	161	1.01	-
5320MHz	Pass	AV	5.3502G	50.52	54.00	-3.48	2.90	3	Vertical	161	1.01	-
5320MHz	Pass	AV	10.64G	48.64	54.00	-5.36	13.15	3	Vertical	160	2.88	-
5320MHz	Pass	AV	15.96G	50.97	54.00	-3.03	12.12	3	Vertical	39	3.17	-

Mode	Result	Type	Freq (Hz)	Level (dBuV/m)	Limit (dBuV/m)	Margin (dB)	Factor (dB)	Dist (m)	Condition	Azimuth (°)	Height (m)	Comments
5320MHz	Pass	PK	5.327G	115.09	Inf	-Inf	2.89	3	Vertical	161	1.01	-
5320MHz	Pass	PK	5.350005G	63.65	74.00	-10.35	2.90	3	Vertical	161	1.01	-
5320MHz	Pass	PK	10.64G	62.67	74.00	-11.33	13.15	3	Vertical	160	2.88	-
5320MHz	Pass	PK	15.96G	65.23	74.00	-8.77	12.12	3	Vertical	39	3.17	-
5500MHz	Pass	AV	5.46G	51.18	54.00	-2.82	2.96	3	Horizontal	315	2.94	-
5500MHz	Pass	AV	5.501G	105.90	Inf	-Inf	2.98	3	Horizontal	315	2.94	-
5500MHz	Pass	AV	16.5G	51.75	54.00	-2.25	14.29	3	Horizontal	321	2.51	-
5500MHz	Pass	PK	5.4598G	64.92	74.00	-9.08	2.96	3	Horizontal	315	2.94	-
5500MHz	Pass	PK	5.4688G	66.40	68.20	-1.80	2.96	3	Horizontal	315	2.94	-
5500MHz	Pass	PK	5.5006G	115.48	Inf	-Inf	2.98	3	Horizontal	315	2.94	-
5500MHz	Pass	PK	16.5G	65.29	74.00	-8.71	14.29	3	Horizontal	321	2.51	-
5500MHz	Pass	AV	5.4598G	50.57	54.00	-3.43	2.96	3	Vertical	166	1.45	-
5500MHz	Pass	AV	5.5034G	107.47	Inf	-Inf	2.99	3	Vertical	166	1.45	-
5500MHz	Pass	AV	11G	44.79	54.00	-9.21	14.08	3	Vertical	228	1.16	-
5500MHz	Pass	AV	16.5G	53.27	54.00	-0.73	14.29	3	Vertical	193	3.20	-
5500MHz	Pass	PK	5.455G	62.52	74.00	-11.48	2.96	3	Vertical	166	1.45	-
5500MHz	Pass	PK	5.4634G	67.74	68.20	-0.46	2.96	3	Vertical	166	1.45	-
5500MHz	Pass	PK	5.5032G	116.48	Inf	-Inf	2.99	3	Vertical	166	1.45	-
5500MHz	Pass	PK	11G	57.61	74.00	-16.39	14.08	3	Vertical	228	1.16	-
5500MHz	Pass	PK	16.5G	67.45	74.00	-6.55	14.29	3	Vertical	193	3.20	-
5580MHz	Pass	AV	5.4426G	45.53	54.00	-8.47	2.95	3	Horizontal	320	3.13	-
5580MHz	Pass	AV	5.5836G	105.43	Inf	-Inf	3.16	3	Horizontal	320	3.13	-
5580MHz	Pass	AV	16.74G	50.07	54.00	-3.93	15.42	3	Horizontal	317	2.18	-
5580MHz	Pass	PK	5.4474G	57.70	74.00	-16.30	2.95	3	Horizontal	320	3.13	-
5580MHz	Pass	PK	5.4618G	57.77	68.20	-10.43	2.96	3	Horizontal	320	3.13	-
5580MHz	Pass	PK	5.583G	114.76	Inf	-Inf	3.15	3	Horizontal	320	3.13	-
5580MHz	Pass	PK	5.7282G	57.47	68.20	-10.73	3.45	3	Horizontal	320	3.13	-
5580MHz	Pass	PK	16.74G	63.80	74.00	-10.20	15.42	3	Horizontal	317	2.18	-
5580MHz	Pass	AV	5.4444G	45.48	54.00	-8.52	2.95	3	Vertical	149	1.49	-
5580MHz	Pass	AV	5.5728G	108.09	Inf	-Inf	3.13	3	Vertical	149	1.49	-
5580MHz	Pass	AV	11.16G	44.38	54.00	-9.62	13.86	3	Vertical	228	2.23	-
5580MHz	Pass	AV	16.74G	52.88	54.00	-1.12	15.42	3	Vertical	31	3.69	-
5580MHz	Pass	PK	5.4426G	58.45	74.00	-15.55	2.95	3	Vertical	149	1.49	-
5580MHz	Pass	PK	5.4696G	57.83	68.20	-10.37	2.96	3	Vertical	149	1.49	-
5580MHz	Pass	PK	5.574G	117.23	Inf	-Inf	3.14	3	Vertical	149	1.49	-
5580MHz	Pass	PK	5.727G	55.98	68.20	-12.22	3.45	3	Vertical	149	1.49	-
5580MHz	Pass	PK	11.16G	58.28	74.00	-15.72	13.86	3	Vertical	228	2.23	-
5580MHz	Pass	PK	16.74G	66.61	74.00	-7.39	15.42	3	Vertical	31	3.69	-
5700MHz	Pass	AV	5.7056G	103.82	Inf	-Inf	3.40	3	Horizontal	289	1.33	-
5700MHz	Pass	AV	17.1G	50.60	54.00	-3.40	17.33	3	Horizontal	17	3.69	-
5700MHz	Pass	PK	5.7056G	113.09	Inf	-Inf	3.40	3	Horizontal	289	1.33	-
5700MHz	Pass	PK	5.7272G	67.03	68.20	-1.17	3.45	3	Horizontal	289	1.33	-
5700MHz	Pass	PK	17.1G	63.90	74.00	-10.10	17.33	3	Horizontal	17	3.69	-
5700MHz	Pass	AV	5.7024G	106.21	Inf	-Inf	3.40	3	Vertical	166	2.10	-
5700MHz	Pass	AV	11.4G	44.82	54.00	-9.18	13.53	3	Vertical	359	2.55	-
5700MHz	Pass	AV	17.1G	51.15	54.00	-2.85	17.33	3	Vertical	19	3.12	-
5700MHz	Pass	PK	5.7024G	115.65	Inf	-Inf	3.40	3	Vertical	166	2.10	-
5700MHz	Pass	PK	5.7256G	67.61	68.20	-0.59	3.45	3	Vertical	166	2.10	-
5700MHz	Pass	PK	11.4G	57.92	74.00	-16.08	13.53	3	Vertical	359	2.55	-

Mode	Result	Type	Freq (Hz)	Level (dBuV/m)	Limit (dBuV/m)	Margin (dB)	Factor (dB)	Dist (m)	Condition	Azimuth (°)	Height (m)	Comments
5700MHz	Pass	PK	17.1G	65.33	74.00	-8.67	17.33	3	Vertical	19	3.12	-
5720MHz Straddle 5.47-5.725GHz	Pass	AV	5.4536G	45.46	54.00	-8.54	2.96	3	Horizontal	285	1.18	-
5720MHz Straddle 5.47-5.725GHz	Pass	AV	5.726G	104.01	Inf	-Inf	3.45	3	Horizontal	285	1.18	-
5720MHz Straddle 5.47-5.725GHz	Pass	AV	17.16G	49.44	54.00	-4.56	17.73	3	Horizontal	39	3.23	-
5720MHz Straddle 5.47-5.725GHz	Pass	PK	5.459995G	57.72	74.00	-16.28	2.96	3	Horizontal	285	1.18	-
5720MHz Straddle 5.47-5.725GHz	Pass	PK	5.460005G	57.72	68.20	-10.48	2.96	3	Horizontal	285	1.18	-
5720MHz Straddle 5.47-5.725GHz	Pass	PK	5.726G	113.17	Inf	-Inf	3.45	3	Horizontal	285	1.18	-
5720MHz Straddle 5.47-5.725GHz	Pass	PK	5.8688G	57.51	68.20	-10.69	3.75	3	Horizontal	285	1.18	-
5720MHz Straddle 5.47-5.725GHz	Pass	PK	17.16G	62.91	74.00	-11.09	17.73	3	Horizontal	39	3.23	-
5720MHz Straddle 5.47-5.725GHz	Pass	AV	5.4392G	45.38	54.00	-8.62	2.95	3	Vertical	166	2.17	-
5720MHz Straddle 5.47-5.725GHz	Pass	AV	5.7236G	106.10	Inf	-Inf	3.44	3	Vertical	166	2.17	-
5720MHz Straddle 5.47-5.725GHz	Pass	AV	11.44G	44.85	54.00	-9.15	13.48	3	Vertical	78	3.60	-
5720MHz Straddle 5.47-5.725GHz	Pass	AV	17.16G	50.52	54.00	-3.48	17.73	3	Vertical	28	3.20	-
5720MHz Straddle 5.47-5.725GHz	Pass	PK	5.4404G	57.41	74.00	-16.59	2.95	3	Vertical	166	2.17	-
5720MHz Straddle 5.47-5.725GHz	Pass	PK	5.4644G	56.49	68.20	-11.71	2.96	3	Vertical	166	2.17	-
5720MHz Straddle 5.47-5.725GHz	Pass	PK	5.7224G	115.50	Inf	-Inf	3.44	3	Vertical	166	2.17	-
5720MHz Straddle 5.47-5.725GHz	Pass	PK	5.9372G	57.42	68.20	-10.78	3.89	3	Vertical	166	2.17	-
5720MHz Straddle 5.47-5.725GHz	Pass	PK	11.44G	57.83	74.00	-16.17	13.48	3	Vertical	78	3.60	-
5720MHz Straddle 5.47-5.725GHz	Pass	PK	17.16G	64.44	74.00	-9.56	17.73	3	Vertical	28	3.20	-
5745MHz	Pass	AV	5.7438G	102.46	Inf	-Inf	3.49	3	Horizontal	265	3.56	-
5745MHz	Pass	AV	11.49G	40.91	54.00	-13.09	13.41	3	Horizontal	350	3.30	-
5745MHz	Pass	AV	17.235G	49.50	54.00	-4.50	18.24	3	Horizontal	35	3.28	-
5745MHz	Pass	PK	5.6202G	58.56	68.20	-9.64	3.23	3	Horizontal	265	3.56	-
5745MHz	Pass	PK	5.7438G	111.35	Inf	-Inf	3.49	3	Horizontal	265	3.56	-
5745MHz	Pass	PK	5.9694G	55.56	68.20	-12.64	3.96	3	Horizontal	265	3.56	-
5745MHz	Pass	PK	11.49G	54.16	74.00	-19.84	13.41	3	Horizontal	350	3.30	-
5745MHz	Pass	PK	17.235G	64.01	74.00	-9.99	18.24	3	Horizontal	35	3.28	-
5745MHz	Pass	AV	5.7522G	106.17	Inf	-Inf	3.50	3	Vertical	156	2.24	-
5745MHz	Pass	AV	11.49G	44.09	54.00	-9.91	13.41	3	Vertical	111	3.67	-
5745MHz	Pass	AV	17.235G	49.81	54.00	-4.19	18.24	3	Vertical	177	3.03	-
5745MHz	Pass	PK	5.5746G	60.03	68.20	-8.17	3.14	3	Vertical	156	2.24	-
5745MHz	Pass	PK	5.7522G	115.19	Inf	-Inf	3.50	3	Vertical	156	2.24	-
5745MHz	Pass	PK	5.9502G	57.86	68.20	-10.34	3.92	3	Vertical	156	2.24	-
5745MHz	Pass	PK	11.49G	56.97	74.00	-17.03	13.41	3	Vertical	111	3.67	-
5745MHz	Pass	PK	17.235G	63.79	74.00	-10.21	18.24	3	Vertical	177	3.03	-
5785MHz	Pass	AV	5.7814G	102.89	Inf	-Inf	3.57	3	Horizontal	121	2.28	-
5785MHz	Pass	AV	11.57G	44.25	54.00	-9.75	13.30	3	Horizontal	103	3.60	-
5785MHz	Pass	AV	17.355G	50.56	54.00	-3.44	19.06	3	Horizontal	43	2.81	-
5785MHz	Pass	PK	5.5882G	58.03	68.20	-10.17	3.17	3	Horizontal	121	2.28	-
5785MHz	Pass	PK	5.7814G	111.95	Inf	-Inf	3.57	3	Horizontal	121	2.28	-
5785MHz	Pass	PK	5.9302G	56.13	68.20	-12.07	3.87	3	Horizontal	121	2.28	-
5785MHz	Pass	PK	11.57G	55.02	74.00	-18.98	13.30	3	Horizontal	103	3.60	-
5785MHz	Pass	PK	17.355G	65.21	74.00	-8.79	19.06	3	Horizontal	43	2.81	-
5785MHz	Pass	AV	5.7886G	105.91	Inf	-Inf	3.58	3	Vertical	344	1.28	-
5785MHz	Pass	AV	11.57G	40.83	54.00	-13.17	13.30	3	Vertical	121	3.51	-
5785MHz	Pass	AV	17.355G	51.99	54.00	-2.01	19.06	3	Vertical	307	2.01	-
5785MHz	Pass	PK	5.6218G	57.58	68.20	-10.62	3.23	3	Vertical	344	1.28	-
5785MHz	Pass	PK	5.7874G	114.61	Inf	-Inf	3.58	3	Vertical	344	1.28	-
5785MHz	Pass	PK	5.9266G	56.53	68.20	-11.67	3.87	3	Vertical	344	1.28	-

Mode	Result	Type	Freq (Hz)	Level (dBuV/m)	Limit (dBuV/m)	Margin (dB)	Factor (dB)	Dist (m)	Condition	Azimuth (°)	Height (m)	Comments
5785MHz	Pass	PK	11.57G	53.81	74.00	-20.19	13.30	3	Vertical	121	3.51	-
5785MHz	Pass	PK	17.355G	66.26	74.00	-7.74	19.06	3	Vertical	307	2.01	-
5825MHz	Pass	AV	5.8262G	102.42	Inf	-Inf	3.66	3	Horizontal	261	3.65	-
5825MHz	Pass	AV	11.65G	40.67	54.00	-13.33	13.19	3	Horizontal	290	3.55	-
5825MHz	Pass	AV	17.475G	50.57	54.00	-3.43	19.87	3	Horizontal	10	3.46	-
5825MHz	Pass	PK	5.5586G	56.91	68.20	-11.29	3.10	3	Horizontal	261	3.65	-
5825MHz	Pass	PK	5.8262G	111.50	Inf	-Inf	3.66	3	Horizontal	261	3.65	-
5825MHz	Pass	PK	5.957G	56.14	68.20	-12.06	3.93	3	Horizontal	261	3.65	-
5825MHz	Pass	PK	11.65G	53.47	74.00	-20.53	13.19	3	Horizontal	290	3.55	-
5825MHz	Pass	PK	17.475G	65.25	74.00	-8.75	19.87	3	Horizontal	10	3.46	-
5825MHz	Pass	AV	5.8286G	105.35	Inf	-Inf	3.67	3	Vertical	344	1.24	-
5825MHz	Pass	AV	11.65G	45.11	54.00	-8.89	13.19	3	Vertical	115	2.51	-
5825MHz	Pass	AV	17.475G	52.22	54.00	-1.78	19.87	3	Vertical	307	2.25	-
5825MHz	Pass	PK	5.6258G	57.55	68.20	-10.65	3.24	3	Vertical	344	1.24	-
5825MHz	Pass	PK	5.8274G	114.68	Inf	-Inf	3.66	3	Vertical	344	1.24	-
5825MHz	Pass	PK	5.9342G	56.98	68.20	-11.22	3.88	3	Vertical	344	1.24	-
5825MHz	Pass	PK	11.65G	56.67	74.00	-17.33	13.19	3	Vertical	115	2.51	-
5825MHz	Pass	PK	17.475G	67.61	74.00	-6.39	19.87	3	Vertical	307	2.25	-
802.11ac VHT20_Nss1,(MCS0)_4TX	-	-	-	-	-	-	-	-	-	-	-	-
5180MHz	Pass	AV	5.148G	49.16	54.00	-4.84	2.80	3	Horizontal	298	1.13	-
5180MHz	Pass	AV	5.186G	103.31	Inf	-Inf	2.82	3	Horizontal	298	1.13	-
5180MHz	Pass	AV	15.54G	53.17	54.00	-0.83	14.12	3	Horizontal	316	1.02	-
5180MHz	Pass	PK	5.147G	64.83	74.00	-9.17	2.80	3	Horizontal	298	1.13	-
5180MHz	Pass	PK	5.185G	113.24	Inf	-Inf	2.82	3	Horizontal	298	1.13	-
5180MHz	Pass	PK	15.54G	68.22	74.00	-5.78	14.12	3	Horizontal	316	1.02	-
5180MHz	Pass	AV	5.149G	48.40	54.00	-5.60	2.80	3	Vertical	159	1.26	-
5180MHz	Pass	AV	5.188G	103.42	Inf	-Inf	2.82	3	Vertical	159	1.26	-
5180MHz	Pass	AV	10.36G	47.27	54.00	-6.73	12.44	3	Vertical	339	2.59	-
5180MHz	Pass	AV	15.54G	53.64	54.00	-0.36	14.12	3	Vertical	197	2.62	-
5180MHz	Pass	PK	5.149G	65.74	74.00	-8.26	2.80	3	Vertical	159	1.26	-
5180MHz	Pass	PK	5.1874G	113.95	Inf	-Inf	2.82	3	Vertical	159	1.26	-
5180MHz	Pass	PK	10.36G	61.28	74.00	-12.72	12.44	3	Vertical	339	2.59	-
5180MHz	Pass	PK	15.54G	68.34	74.00	-5.66	14.12	3	Vertical	197	2.62	-
5200MHz	Pass	AV	5.1492G	47.16	54.00	-6.84	2.80	3	Horizontal	297	1.04	-
5200MHz	Pass	AV	5.2052G	103.36	Inf	-Inf	2.83	3	Horizontal	297	1.04	-
5200MHz	Pass	AV	15.6G	50.04	54.00	-3.96	13.84	3	Horizontal	44	3.45	-
5200MHz	Pass	PK	5.1484G	59.30	74.00	-14.70	2.80	3	Horizontal	297	1.04	-
5200MHz	Pass	PK	5.2048G	113.52	Inf	-Inf	2.83	3	Horizontal	297	1.04	-
5200MHz	Pass	PK	15.6G	64.09	74.00	-9.91	13.84	3	Horizontal	44	3.45	-
5200MHz	Pass	AV	5.1488G	46.46	54.00	-7.54	2.80	3	Vertical	163	2.44	-
5200MHz	Pass	AV	5.2052G	104.48	Inf	-Inf	2.83	3	Vertical	163	2.44	-
5200MHz	Pass	AV	10.4G	45.93	54.00	-8.07	12.54	3	Vertical	360	3.33	-
5200MHz	Pass	AV	15.6G	52.78	54.00	-1.22	13.84	3	Vertical	331	2.86	-
5200MHz	Pass	PK	5.1468G	58.87	74.00	-15.13	2.80	3	Vertical	163	2.44	-
5200MHz	Pass	PK	5.2048G	114.91	Inf	-Inf	2.83	3	Vertical	163	2.44	-
5200MHz	Pass	PK	10.4G	60.86	74.00	-13.14	12.54	3	Vertical	360	3.33	-
5200MHz	Pass	PK	15.6G	67.71	74.00	-6.29	13.84	3	Vertical	331	2.86	-
5240MHz	Pass	AV	5.1458G	45.25	54.00	-8.75	2.80	3	Horizontal	292	1.04	-
5240MHz	Pass	AV	5.243G	105.27	Inf	-Inf	2.85	3	Horizontal	292	1.04	-

Mode	Result	Type	Freq (Hz)	Level (dBuV/m)	Limit (dBuV/m)	Margin (dB)	Factor (dB)	Dist (m)	Condition	Azimuth (°)	Height (m)	Comments
5240MHz	Pass	AV	5.3822G	45.23	54.00	-8.77	2.92	3	Horizontal	292	1.04	-
5240MHz	Pass	AV	15.72G	48.13	54.00	-5.87	13.27	3	Horizontal	325	3.48	-
5240MHz	Pass	PK	5.114G	57.85	74.00	-16.15	2.78	3	Horizontal	292	1.04	-
5240MHz	Pass	PK	5.243G	115.04	Inf	-Inf	2.85	3	Horizontal	292	1.04	-
5240MHz	Pass	PK	5.378G	57.53	74.00	-16.47	2.92	3	Horizontal	292	1.04	-
5240MHz	Pass	PK	15.72G	61.73	74.00	-12.27	13.27	3	Horizontal	325	3.48	-
5240MHz	Pass	AV	5.1476G	44.47	54.00	-9.53	2.80	3	Vertical	159	1.20	-
5240MHz	Pass	AV	5.2478G	105.43	Inf	-Inf	2.85	3	Vertical	159	1.20	-
5240MHz	Pass	AV	5.3534G	44.71	54.00	-9.29	2.90	3	Vertical	159	1.20	-
5240MHz	Pass	AV	10.48G	47.76	54.00	-6.24	12.74	3	Vertical	337	2.95	-
5240MHz	Pass	AV	15.72G	53.32	54.00	-0.68	13.27	3	Vertical	335	2.26	-
5240MHz	Pass	PK	5.132G	56.49	74.00	-17.51	2.79	3	Vertical	159	1.20	-
5240MHz	Pass	PK	5.2478G	116.05	Inf	-Inf	2.85	3	Vertical	159	1.20	-
5240MHz	Pass	PK	5.3618G	57.85	74.00	-16.15	2.91	3	Vertical	159	1.20	-
5240MHz	Pass	PK	10.48G	62.50	74.00	-11.50	12.74	3	Vertical	337	2.95	-
5240MHz	Pass	PK	15.72G	70.34	74.00	-3.66	13.27	3	Vertical	335	2.26	-
5260MHz	Pass	AV	5.1472G	44.79	54.00	-9.21	2.80	3	Horizontal	263	1.47	-
5260MHz	Pass	AV	5.2594G	104.16	Inf	-Inf	2.85	3	Horizontal	263	1.47	-
5260MHz	Pass	AV	5.3752G	45.31	54.00	-8.69	2.92	3	Horizontal	263	1.47	-
5260MHz	Pass	AV	10.52G	45.01	54.00	-8.99	12.85	3	Horizontal	328	2.50	-
5260MHz	Pass	AV	15.78G	46.01	54.00	-7.99	12.98	3	Horizontal	9	2.94	-
5260MHz	Pass	PK	5.1346G	57.94	74.00	-16.06	2.79	3	Horizontal	263	1.47	-
5260MHz	Pass	PK	5.2594G	114.10	Inf	-Inf	2.85	3	Horizontal	263	1.47	-
5260MHz	Pass	PK	5.3866G	58.11	74.00	-15.89	2.92	3	Horizontal	263	1.47	-
5260MHz	Pass	PK	10.52G	59.40	74.00	-14.60	12.85	3	Horizontal	328	2.50	-
5260MHz	Pass	PK	15.78G	59.72	74.00	-14.28	12.98	3	Horizontal	9	2.94	-
5260MHz	Pass	AV	5.1466G	44.96	54.00	-9.04	2.80	3	Vertical	170	2.56	-
5260MHz	Pass	AV	5.2612G	107.67	Inf	-Inf	2.85	3	Vertical	170	2.56	-
5260MHz	Pass	AV	5.38G	46.36	54.00	-7.64	2.92	3	Vertical	170	2.56	-
5260MHz	Pass	AV	10.52G	47.29	54.00	-6.71	12.85	3	Vertical	154	2.69	-
5260MHz	Pass	AV	15.78G	51.98	54.00	-2.02	12.98	3	Vertical	198	3.23	-
5260MHz	Pass	PK	5.1454G	58.68	74.00	-15.32	2.80	3	Vertical	170	2.56	-
5260MHz	Pass	PK	5.2612G	118.61	Inf	-Inf	2.85	3	Vertical	170	2.56	-
5260MHz	Pass	PK	5.4016G	58.95	74.00	-15.05	2.93	3	Vertical	170	2.56	-
5260MHz	Pass	PK	10.52G	61.19	74.00	-12.81	12.85	3	Vertical	154	2.69	-
5260MHz	Pass	PK	15.78G	66.43	74.00	-7.57	12.98	3	Vertical	198	3.23	-
5300MHz	Pass	AV	5.3028G	105.65	Inf	-Inf	2.87	3	Horizontal	288	1.01	-
5300MHz	Pass	AV	5.3512G	47.82	54.00	-6.18	2.90	3	Horizontal	288	1.01	-
5300MHz	Pass	AV	10.6G	45.53	54.00	-8.47	13.05	3	Horizontal	331	1.01	-
5300MHz	Pass	AV	15.9G	48.41	54.00	-5.59	12.41	3	Horizontal	325	3.55	-
5300MHz	Pass	PK	5.3016G	115.75	Inf	-Inf	2.87	3	Horizontal	288	1.01	-
5300MHz	Pass	PK	5.3512G	61.28	74.00	-12.72	2.90	3	Horizontal	288	1.01	-
5300MHz	Pass	PK	10.6G	60.07	74.00	-13.93	13.05	3	Horizontal	331	1.01	-
5300MHz	Pass	PK	15.9G	62.57	74.00	-11.43	12.41	3	Horizontal	325	3.55	-
5300MHz	Pass	AV	5.3052G	107.30	Inf	-Inf	2.87	3	Vertical	166	1.36	-
5300MHz	Pass	AV	5.352G	48.40	54.00	-5.60	2.90	3	Vertical	166	1.36	-
5300MHz	Pass	AV	10.6G	49.83	54.00	-4.17	13.05	3	Vertical	150	2.86	-
5300MHz	Pass	AV	15.9G	51.30	54.00	-2.70	12.41	3	Vertical	28	3.67	-
5300MHz	Pass	PK	5.3048G	117.64	Inf	-Inf	2.87	3	Vertical	166	1.36	-

Mode	Result	Type	Freq (Hz)	Level (dBuV/m)	Limit (dBuV/m)	Margin (dB)	Factor (dB)	Dist (m)	Condition	Azimuth (°)	Height (m)	Comments
5300MHz	Pass	PK	5.3524G	60.93	74.00	-13.07	2.90	3	Vertical	166	1.36	-
5300MHz	Pass	PK	10.6G	62.59	74.00	-11.41	13.05	3	Vertical	150	2.86	-
5300MHz	Pass	PK	15.9G	65.47	74.00	-8.53	12.41	3	Vertical	28	3.67	-
5320MHz	Pass	AV	5.3196G	101.87	Inf	-Inf	2.88	3	Horizontal	261	1.50	-
5320MHz	Pass	AV	5.36G	51.69	54.00	-2.31	2.91	3	Horizontal	261	1.50	-
5320MHz	Pass	AV	15.96G	47.63	54.00	-6.37	12.12	3	Horizontal	31	3.17	-
5320MHz	Pass	PK	5.3192G	111.96	Inf	-Inf	2.88	3	Horizontal	261	1.50	-
5320MHz	Pass	PK	5.3512G	65.35	74.00	-8.65	2.90	3	Horizontal	261	1.50	-
5320MHz	Pass	PK	15.96G	62.57	74.00	-11.43	12.12	3	Horizontal	31	3.17	-
5320MHz	Pass	AV	5.326G	104.31	Inf	-Inf	2.89	3	Vertical	166	1.25	-
5320MHz	Pass	AV	5.350005G	48.49	54.00	-5.51	2.90	3	Vertical	166	1.25	-
5320MHz	Pass	AV	10.64G	47.19	54.00	-6.81	13.15	3	Vertical	161	2.82	-
5320MHz	Pass	AV	15.96G	50.95	54.00	-3.05	12.12	3	Vertical	216	3.30	-
5320MHz	Pass	PK	5.3256G	114.42	Inf	-Inf	2.89	3	Vertical	166	1.25	-
5320MHz	Pass	PK	5.3542G	63.33	74.00	-10.67	2.90	3	Vertical	166	1.25	-
5320MHz	Pass	PK	10.64G	62.51	74.00	-11.49	13.15	3	Vertical	161	2.82	-
5320MHz	Pass	PK	15.96G	66.04	74.00	-7.96	12.12	3	Vertical	216	3.30	-
5500MHz	Pass	AV	5.46G	48.32	54.00	-5.68	2.96	3	Horizontal	310	2.99	-
5500MHz	Pass	AV	5.4996G	102.55	Inf	-Inf	2.98	3	Horizontal	310	2.99	-
5500MHz	Pass	AV	11G	45.81	54.00	-8.19	14.46	3	Horizontal	360	1.50	-
5500MHz	Pass	AV	16.5G	51.63	54.00	-2.37	14.62	3	Horizontal	78	2.71	-
5500MHz	Pass	PK	5.4576G	61.10	74.00	-12.90	2.96	3	Horizontal	310	2.99	-
5500MHz	Pass	PK	5.4698G	65.26	68.20	-2.94	2.96	3	Horizontal	310	2.99	-
5500MHz	Pass	PK	5.4988G	112.44	Inf	-Inf	2.98	3	Horizontal	310	2.99	-
5500MHz	Pass	PK	11G	55.87	74.00	-18.13	14.46	3	Horizontal	360	1.50	-
5500MHz	Pass	PK	16.5G	60.71	74.00	-13.29	14.62	3	Horizontal	78	2.71	-
5500MHz	Pass	AV	5.4548G	48.05	54.00	-5.95	2.96	3	Vertical	148	1.46	-
5500MHz	Pass	AV	5.4942G	104.40	Inf	-Inf	2.98	3	Vertical	148	1.46	-
5500MHz	Pass	AV	11G	46.21	54.00	-7.79	14.46	3	Vertical	0	1.50	-
5500MHz	Pass	AV	16.5G	50.53	54.00	-3.47	14.62	3	Vertical	190	3.66	-
5500MHz	Pass	PK	5.453G	64.00	74.00	-10.00	2.96	3	Vertical	148	1.46	-
5500MHz	Pass	PK	5.4624G	64.30	68.20	-3.90	2.96	3	Vertical	148	1.46	-
5500MHz	Pass	PK	5.4944G	114.89	Inf	-Inf	2.98	3	Vertical	148	1.46	-
5500MHz	Pass	PK	11G	55.33	74.00	-18.67	14.46	3	Vertical	0	1.50	-
5500MHz	Pass	PK	16.5G	60.55	74.00	-13.45	14.62	3	Vertical	190	3.66	-
5580MHz	Pass	AV	5.4432G	44.52	54.00	-9.48	2.95	3	Horizontal	273	3.57	-
5580MHz	Pass	AV	5.58G	103.40	Inf	-Inf	3.15	3	Horizontal	273	3.57	-
5580MHz	Pass	AV	11.16G	45.30	54.00	-8.70	14.19	3	Horizontal	0	1.50	-
5580MHz	Pass	AV	16.74G	48.86	54.00	-5.14	15.42	3	Horizontal	5	2.28	-
5580MHz	Pass	PK	5.442G	57.39	74.00	-16.61	2.95	3	Horizontal	273	3.57	-
5580MHz	Pass	PK	5.4618G	58.11	68.20	-10.09	2.96	3	Horizontal	273	3.57	-
5580MHz	Pass	PK	5.5788G	113.35	Inf	-Inf	3.15	3	Horizontal	273	3.57	-
5580MHz	Pass	PK	5.7264G	55.34	68.20	-12.86	3.45	3	Horizontal	273	3.57	-
5580MHz	Pass	PK	11.16G	54.21	74.00	-19.79	14.19	3	Horizontal	0	1.50	-
5580MHz	Pass	PK	16.74G	56.85	74.00	-17.15	15.42	3	Horizontal	5	2.28	-
5580MHz	Pass	AV	5.4594G	44.57	54.00	-9.43	2.96	3	Vertical	149	1.22	-
5580MHz	Pass	AV	5.5746G	105.43	Inf	-Inf	3.14	3	Vertical	149	1.22	-
5580MHz	Pass	AV	11.16G	45.96	54.00	-8.04	14.19	3	Vertical	360	1.50	-
5580MHz	Pass	AV	16.74G	53.30	54.00	-0.70	15.42	3	Vertical	348	2.07	-

Mode	Result	Type	Freq (Hz)	Level (dBuV/m)	Limit (dBuV/m)	Margin (dB)	Factor (dB)	Dist (m)	Condition	Azimuth (°)	Height (m)	Comments
5580MHz	Pass	PK	5.46G	57.19	74.00	-16.81	2.96	3	Vertical	149	1.22	-
5580MHz	Pass	PK	5.460005G	57.19	68.20	-11.01	2.96	3	Vertical	149	1.22	-
5580MHz	Pass	PK	5.5746G	115.37	Inf	-Inf	3.14	3	Vertical	149	1.22	-
5580MHz	Pass	PK	5.7276G	55.79	68.20	-12.41	3.45	3	Vertical	149	1.22	-
5580MHz	Pass	PK	11.16G	55.37	74.00	-18.63	14.19	3	Vertical	360	1.50	-
5580MHz	Pass	PK	16.74G	62.65	74.00	-11.35	15.42	3	Vertical	348	2.07	-
5700MHz	Pass	AV	5.7072G	102.84	Inf	-Inf	3.45	3	Horizontal	67	1.07	-
5700MHz	Pass	AV	11.4G	45.18	54.00	-8.82	13.78	3	Horizontal	0	1.50	-
5700MHz	Pass	AV	17.1G	49.17	54.00	-4.83	17.04	3	Horizontal	360	1.50	-
5700MHz	Pass	PK	5.7072G	110.45	Inf	-Inf	3.45	3	Horizontal	67	1.07	-
5700MHz	Pass	PK	5.7256G	66.91	68.20	-1.29	3.46	3	Horizontal	67	1.07	-
5700MHz	Pass	PK	11.4G	53.96	74.00	-20.04	13.78	3	Horizontal	0	1.50	-
5700MHz	Pass	PK	17.1G	58.28	74.00	-15.72	17.04	3	Horizontal	360	1.50	-
5700MHz	Pass	AV	5.7024G	103.26	Inf	-Inf	3.44	3	Vertical	157	1.23	-
5700MHz	Pass	AV	11.4G	45.30	54.00	-8.70	13.78	3	Vertical	360	1.50	-
5700MHz	Pass	AV	17.1G	49.99	54.00	-4.01	17.04	3	Vertical	0	1.50	-
5700MHz	Pass	PK	5.7016G	112.07	Inf	-Inf	3.44	3	Vertical	157	1.23	-
5700MHz	Pass	PK	5.7256G	66.50	68.20	-1.70	3.46	3	Vertical	157	1.23	-
5700MHz	Pass	PK	11.4G	54.39	74.00	-19.61	13.78	3	Vertical	360	1.50	-
5700MHz	Pass	PK	17.1G	58.85	74.00	-15.15	17.04	3	Vertical	0	1.50	-
5720MHz Straddle 5.47-5.725GHz	Pass	AV	5.459995G	46.60	54.00	-7.40	3.23	3	Horizontal	67	1.01	-
5720MHz Straddle 5.47-5.725GHz	Pass	AV	5.7272G	104.08	Inf	-Inf	3.46	3	Horizontal	67	1.01	-
5720MHz Straddle 5.47-5.725GHz	Pass	AV	11.44G	44.92	54.00	-9.08	13.71	3	Horizontal	360	1.50	-
5720MHz Straddle 5.47-5.725GHz	Pass	AV	17.16G	50.22	54.00	-3.78	17.49	3	Horizontal	0	1.50	-
5720MHz Straddle 5.47-5.725GHz	Pass	PK	5.4548G	58.18	74.00	-15.82	3.22	3	Horizontal	67	1.01	-
5720MHz Straddle 5.47-5.725GHz	Pass	PK	5.4608G	57.45	68.20	-10.75	3.23	3	Horizontal	67	1.01	-
5720MHz Straddle 5.47-5.725GHz	Pass	PK	5.7272G	111.76	Inf	-Inf	3.46	3	Horizontal	67	1.01	-
5720MHz Straddle 5.47-5.725GHz	Pass	PK	5.8592G	58.75	68.20	-9.45	3.56	3	Horizontal	67	1.01	-
5720MHz Straddle 5.47-5.725GHz	Pass	PK	11.44G	54.96	74.00	-19.04	13.71	3	Horizontal	360	1.50	-
5720MHz Straddle 5.47-5.725GHz	Pass	PK	17.16G	59.10	74.00	-14.90	17.49	3	Horizontal	0	1.50	-
5720MHz Straddle 5.47-5.725GHz	Pass	AV	5.4476G	46.28	54.00	-7.72	3.21	3	Vertical	159	1.34	-
5720MHz Straddle 5.47-5.725GHz	Pass	AV	5.7212G	104.38	Inf	-Inf	3.45	3	Vertical	159	1.34	-
5720MHz Straddle 5.47-5.725GHz	Pass	AV	11.44G	45.60	54.00	-8.40	13.71	3	Vertical	0	1.50	-
5720MHz Straddle 5.47-5.725GHz	Pass	AV	17.16G	50.60	54.00	-3.40	17.49	3	Vertical	360	1.50	-
5720MHz Straddle 5.47-5.725GHz	Pass	PK	5.4464G	56.95	74.00	-17.05	3.21	3	Vertical	159	1.34	-
5720MHz Straddle 5.47-5.725GHz	Pass	PK	5.460005G	56.86	68.20	-11.34	3.23	3	Vertical	159	1.34	-
5720MHz Straddle 5.47-5.725GHz	Pass	PK	5.7212G	113.54	Inf	-Inf	3.45	3	Vertical	159	1.34	-
5720MHz Straddle 5.47-5.725GHz	Pass	PK	5.8772G	58.11	68.20	-10.09	3.58	3	Vertical	159	1.34	-
5720MHz Straddle 5.47-5.725GHz	Pass	PK	11.44G	54.80	74.00	-19.20	13.71	3	Vertical	0	1.50	-
5720MHz Straddle 5.47-5.725GHz	Pass	PK	17.16G	59.79	74.00	-14.21	17.49	3	Vertical	360	1.50	-
5745MHz	Pass	AV	5.7462G	100.68	Inf	-Inf	3.49	3	Horizontal	259	1.50	-
5745MHz	Pass	AV	11.49G	41.95	54.00	-12.05	13.41	3	Horizontal	347	3.28	-
5745MHz	Pass	AV	17.235G	49.32	54.00	-4.68	18.24	3	Horizontal	38	3.25	-
5745MHz	Pass	PK	5.6046G	57.44	68.20	-10.76	3.20	3	Horizontal	259	1.50	-
5745MHz	Pass	PK	5.7474G	110.29	Inf	-Inf	3.49	3	Horizontal	259	1.50	-
5745MHz	Pass	PK	5.9862G	56.00	68.20	-12.20	3.99	3	Horizontal	259	1.50	-
5745MHz	Pass	PK	11.49G	54.39	74.00	-19.61	13.41	3	Horizontal	347	3.28	-
5745MHz	Pass	PK	17.235G	63.57	74.00	-10.43	18.24	3	Horizontal	38	3.25	-
5745MHz	Pass	AV	5.7474G	104.44	Inf	-Inf	3.49	3	Vertical	166	1.84	-

Mode	Result	Type	Freq (Hz)	Level (dBuV/m)	Limit (dBuV/m)	Margin (dB)	Factor (dB)	Dist (m)	Condition	Azimuth (°)	Height (m)	Comments
5745MHz	Pass	AV	11.49G	43.20	54.00	-10.80	13.41	3	Vertical	44	2.32	-
5745MHz	Pass	AV	17.235G	51.39	54.00	-2.61	18.24	3	Vertical	105	3.66	-
5745MHz	Pass	PK	5.6166G	59.15	68.20	-9.05	3.22	3	Vertical	166	1.84	-
5745MHz	Pass	PK	5.7462G	115.71	Inf	-Inf	3.49	3	Vertical	166	1.84	-
5745MHz	Pass	PK	5.9874G	58.47	68.20	-9.73	3.99	3	Vertical	166	1.84	-
5745MHz	Pass	PK	11.49G	56.52	74.00	-17.48	13.41	3	Vertical	44	2.32	-
5745MHz	Pass	PK	17.235G	65.47	74.00	-8.53	18.24	3	Vertical	105	3.66	-
5785MHz	Pass	AV	5.7934G	101.17	Inf	-Inf	3.60	3	Horizontal	260	3.69	-
5785MHz	Pass	AV	11.57G	39.98	54.00	-14.02	13.30	3	Horizontal	290	2.45	-
5785MHz	Pass	PK	5.6458G	58.48	68.20	-9.72	3.28	3	Horizontal	260	3.69	-
5785MHz	Pass	PK	5.7934G	111.03	Inf	-Inf	3.60	3	Horizontal	260	3.69	-
5785MHz	Pass	PK	5.9422G	57.34	68.20	-10.86	3.90	3	Horizontal	260	3.69	-
5785MHz	Pass	PK	11.57G	53.75	74.00	-20.25	13.30	3	Horizontal	290	2.45	-
5785MHz	Pass	AV	5.7886G	103.72	Inf	-Inf	3.58	3	Vertical	345	1.36	-
5785MHz	Pass	AV	11.57G	41.34	54.00	-12.66	13.30	3	Vertical	52	2.12	-
5785MHz	Pass	AV	17.355G	51.34	54.00	-2.66	19.06	3	Vertical	107	3.39	-
5785MHz	Pass	PK	5.6362G	58.50	68.20	-9.70	3.26	3	Vertical	345	1.36	-
5785MHz	Pass	PK	5.7886G	113.90	Inf	-Inf	3.58	3	Vertical	345	1.36	-
5785MHz	Pass	PK	5.9662G	56.31	68.20	-11.89	3.95	3	Vertical	345	1.36	-
5785MHz	Pass	PK	11.57G	54.60	74.00	-19.40	13.30	3	Vertical	52	2.12	-
5785MHz	Pass	PK	17.355G	66.48	74.00	-7.52	19.06	3	Vertical	107	3.39	-
5825MHz	Pass	AV	5.825G	101.62	Inf	-Inf	3.66	3	Horizontal	261	3.65	-
5825MHz	Pass	AV	11.65G	41.91	54.00	-12.09	13.19	3	Horizontal	346	3.60	-
5825MHz	Pass	AV	17.475G	51.35	54.00	-2.65	19.87	3	Horizontal	21	2.87	-
5825MHz	Pass	PK	5.5406G	58.08	68.20	-10.12	3.07	3	Horizontal	261	3.65	-
5825MHz	Pass	PK	5.8274G	111.15	Inf	-Inf	3.66	3	Horizontal	261	3.65	-
5825MHz	Pass	PK	5.945G	56.96	68.20	-11.24	3.90	3	Horizontal	261	3.65	-
5825MHz	Pass	PK	11.65G	54.64	74.00	-19.36	13.19	3	Horizontal	346	3.60	-
5825MHz	Pass	PK	17.475G	65.14	74.00	-8.86	19.87	3	Horizontal	21	2.87	-
5825MHz	Pass	AV	5.8274G	104.86	Inf	-Inf	3.66	3	Vertical	344	1.23	-
5825MHz	Pass	AV	11.65G	42.59	54.00	-11.41	13.19	3	Vertical	56	2.02	-
5825MHz	Pass	AV	17.475G	52.37	54.00	-1.63	19.87	3	Vertical	332	2.69	-
5825MHz	Pass	PK	5.5874G	57.23	68.20	-10.97	3.16	3	Vertical	344	1.23	-
5825MHz	Pass	PK	5.8262G	114.86	Inf	-Inf	3.66	3	Vertical	344	1.23	-
5825MHz	Pass	PK	5.9414G	57.41	68.20	-10.79	3.90	3	Vertical	344	1.23	-
5825MHz	Pass	PK	11.65G	55.77	74.00	-18.23	13.19	3	Vertical	56	2.02	-
5825MHz	Pass	PK	17.475G	66.69	74.00	-7.31	19.87	3	Vertical	332	2.69	-
802.11ac VHT40_Nss1,(MCS0)_4TX	-	-	-	-	-	-	-	-	-	-	-	-
5190MHz	Pass	AV	5.149995G	53.69	54.00	-0.31	2.80	3	Horizontal	298	1.01	-
5190MHz	Pass	AV	5.1968G	99.85	Inf	-Inf	2.83	3	Horizontal	298	1.01	-
5190MHz	Pass	AV	15.57G	47.92	54.00	-6.08	13.98	3	Horizontal	287	2.38	-
5190MHz	Pass	PK	5.1464G	70.06	74.00	-3.94	2.80	3	Horizontal	298	1.01	-
5190MHz	Pass	PK	5.1968G	109.35	Inf	-Inf	2.83	3	Horizontal	298	1.01	-
5190MHz	Pass	PK	15.57G	61.89	74.00	-12.11	13.98	3	Horizontal	287	2.38	-
5190MHz	Pass	AV	5.1464G	51.92	54.00	-2.08	2.80	3	Vertical	136	3.18	-
5190MHz	Pass	AV	5.2056G	99.58	Inf	-Inf	2.83	3	Vertical	136	3.18	-
5190MHz	Pass	AV	10.38G	44.28	54.00	-9.72	12.49	3	Vertical	345	2.59	-
5190MHz	Pass	AV	15.57G	49.74	54.00	-4.26	13.98	3	Vertical	333	2.77	-
5190MHz	Pass	PK	5.1464G	68.68	74.00	-5.32	2.80	3	Vertical	136	3.18	-

Mode	Result	Type	Freq (Hz)	Level (dBuV/m)	Limit (dBuV/m)	Margin (dB)	Factor (dB)	Dist (m)	Condition	Azimuth (°)	Height (m)	Comments
5190MHz	Pass	PK	5.2052G	109.64	Inf	-Inf	2.83	3	Vertical	136	3.18	-
5190MHz	Pass	PK	10.38G	57.14	74.00	-16.86	12.49	3	Vertical	345	2.59	-
5190MHz	Pass	PK	15.57G	63.61	74.00	-10.39	13.98	3	Vertical	333	2.77	-
5230MHz	Pass	AV	5.1468G	45.72	54.00	-8.28	2.80	3	Horizontal	293	1.02	-
5230MHz	Pass	AV	5.2332G	101.70	Inf	-Inf	2.84	3	Horizontal	293	1.02	-
5230MHz	Pass	AV	15.69G	49.08	54.00	-4.92	13.41	3	Horizontal	34	3.06	-
5230MHz	Pass	PK	5.1352G	58.77	74.00	-15.23	2.79	3	Horizontal	293	1.02	-
5230MHz	Pass	PK	5.2336G	111.91	Inf	-Inf	2.84	3	Horizontal	293	1.02	-
5230MHz	Pass	PK	15.69G	62.49	74.00	-11.51	13.41	3	Horizontal	34	3.06	-
5230MHz	Pass	AV	5.144G	44.56	54.00	-9.44	2.80	3	Vertical	192	3.20	-
5230MHz	Pass	AV	5.2468G	103.09	Inf	-Inf	2.85	3	Vertical	192	3.20	-
5230MHz	Pass	AV	10.46G	45.67	54.00	-8.33	12.69	3	Vertical	342	1.93	-
5230MHz	Pass	AV	15.69G	52.64	54.00	-1.36	13.41	3	Vertical	334	2.23	-
5230MHz	Pass	PK	5.1456G	57.74	74.00	-16.26	2.80	3	Vertical	192	3.20	-
5230MHz	Pass	PK	5.2464G	113.44	Inf	-Inf	2.85	3	Vertical	192	3.20	-
5230MHz	Pass	PK	10.46G	58.77	74.00	-15.23	12.69	3	Vertical	342	1.93	-
5230MHz	Pass	PK	15.69G	66.17	74.00	-7.83	13.41	3	Vertical	334	2.23	-
5270MHz	Pass	AV	5.2532G	102.80	Inf	-Inf	3.01	3	Horizontal	284	1.22	-
5270MHz	Pass	AV	5.350005G	48.79	54.00	-5.21	3.11	3	Horizontal	284	1.22	-
5270MHz	Pass	AV	15.81G	51.65	54.00	-2.35	13.65	3	Horizontal	245	2.14	-
5270MHz	Pass	PK	5.274G	110.38	Inf	-Inf	3.03	3	Horizontal	284	1.22	-
5270MHz	Pass	PK	5.3572G	60.95	74.00	-13.05	3.12	3	Horizontal	284	1.22	-
5270MHz	Pass	PK	15.81G	58.91	74.00	-15.09	13.65	3	Horizontal	245	2.14	-
5270MHz	Pass	AV	5.2768G	102.11	Inf	-Inf	3.03	3	Vertical	149	1.46	-
5270MHz	Pass	AV	5.3548G	47.78	54.00	-6.22	3.11	3	Vertical	149	1.46	-
5270MHz	Pass	AV	10.54G	47.94	54.00	-6.06	13.25	3	Vertical	224	2.44	-
5270MHz	Pass	AV	15.81G	53.14	54.00	-0.86	13.65	3	Vertical	323	2.49	-
5270MHz	Pass	PK	5.2772G	109.70	Inf	-Inf	3.03	3	Vertical	149	1.46	-
5270MHz	Pass	PK	5.3568G	58.73	74.00	-15.27	3.12	3	Vertical	149	1.46	-
5270MHz	Pass	PK	10.54G	55.76	74.00	-18.24	13.25	3	Vertical	224	2.44	-
5270MHz	Pass	PK	15.81G	62.17	74.00	-11.83	13.65	3	Vertical	323	2.49	-
5310MHz	Pass	AV	5.3136G	99.57	Inf	-Inf	3.07	3	Horizontal	280	1.23	-
5310MHz	Pass	AV	5.3512G	53.59	54.00	-0.41	3.11	3	Horizontal	280	1.23	-
5310MHz	Pass	AV	10.62G	44.42	54.00	-9.58	13.46	3	Horizontal	0	1.50	-
5310MHz	Pass	AV	15.93G	45.82	54.00	-8.18	13.21	3	Horizontal	360	1.50	-
5310MHz	Pass	PK	5.3124G	107.65	Inf	-Inf	3.07	3	Horizontal	280	1.23	-
5310MHz	Pass	PK	5.3512G	70.29	74.00	-3.71	3.11	3	Horizontal	280	1.23	-
5310MHz	Pass	PK	10.62G	54.85	74.00	-19.15	13.46	3	Horizontal	0	1.50	-
5310MHz	Pass	PK	15.93G	54.50	74.00	-19.50	13.21	3	Horizontal	360	1.50	-
5310MHz	Pass	AV	5.3144G	100.87	Inf	-Inf	3.07	3	Vertical	151	1.15	-
5310MHz	Pass	AV	5.3516G	53.70	54.00	-0.30	3.11	3	Vertical	151	1.15	-
5310MHz	Pass	AV	10.62G	44.64	54.00	-9.36	13.46	3	Vertical	360	1.50	-
5310MHz	Pass	AV	15.93G	46.00	54.00	-8.00	13.21	3	Vertical	0	1.50	-
5310MHz	Pass	PK	5.314G	108.98	Inf	-Inf	3.07	3	Vertical	151	1.15	-
5310MHz	Pass	PK	5.3512G	71.60	74.00	-2.40	3.11	3	Vertical	151	1.15	-
5310MHz	Pass	PK	10.62G	53.48	74.00	-20.52	13.46	3	Vertical	360	1.50	-
5310MHz	Pass	PK	15.93G	54.48	74.00	-19.52	13.21	3	Vertical	0	1.50	-
5510MHz	Pass	AV	5.46G	50.72	54.00	-3.28	3.23	3	Horizontal	288	1.07	-
5510MHz	Pass	AV	5.5004G	99.21	Inf	-Inf	3.27	3	Horizontal	288	1.07	-

Mode	Result	Type	Freq (Hz)	Level (dBuV/m)	Limit (dBuV/m)	Margin (dB)	Factor (dB)	Dist (m)	Condition	Azimuth (°)	Height (m)	Comments
5510MHz	Pass	AV	11.02G	45.59	54.00	-8.41	14.43	3	Horizontal	360	1.50	-
5510MHz	Pass	PK	5.4592G	63.32	74.00	-10.68	3.23	3	Horizontal	288	1.07	-
5510MHz	Pass	PK	5.4616G	65.91	68.20	-2.29	3.23	3	Horizontal	288	1.07	-
5510MHz	Pass	PK	5.5016G	106.38	Inf	-Inf	3.27	3	Horizontal	288	1.07	-
5510MHz	Pass	PK	11.02G	55.26	74.00	-18.74	14.43	3	Horizontal	360	1.50	-
5510MHz	Pass	AV	5.4536G	48.01	54.00	-5.99	3.22	3	Vertical	134	1.11	-
5510MHz	Pass	AV	5.5248G	99.37	Inf	-Inf	3.29	3	Vertical	134	1.11	-
5510MHz	Pass	AV	11.02G	45.58	54.00	-8.42	14.43	3	Vertical	0	1.50	-
5510MHz	Pass	PK	5.4452G	59.66	74.00	-14.34	3.21	3	Vertical	134	1.11	-
5510MHz	Pass	PK	5.4664G	67.25	68.20	-0.95	3.23	3	Vertical	134	1.11	-
5510MHz	Pass	PK	5.5244G	106.91	Inf	-Inf	3.29	3	Vertical	134	1.11	-
5510MHz	Pass	PK	11.02G	55.78	74.00	-18.22	14.43	3	Vertical	0	1.50	-
5550MHz	Pass	AV	5.46G	49.16	54.00	-4.84	3.23	3	Horizontal	287	1.01	-
5550MHz	Pass	AV	5.5408G	102.50	Inf	-Inf	3.30	3	Horizontal	287	1.01	-
5550MHz	Pass	AV	11.1G	45.47	54.00	-8.53	14.29	3	Horizontal	360	1.50	-
5550MHz	Pass	AV	16.65G	48.16	54.00	-5.84	15.12	3	Horizontal	208	1.50	-
5550MHz	Pass	PK	5.4524G	59.38	74.00	-14.62	3.22	3	Horizontal	287	1.01	-
5550MHz	Pass	PK	5.4604G	62.18	68.20	-6.02	3.23	3	Horizontal	287	1.01	-
5550MHz	Pass	PK	5.5416G	109.90	Inf	-Inf	3.30	3	Horizontal	287	1.01	-
5550MHz	Pass	PK	11.1G	54.79	74.00	-19.21	14.29	3	Horizontal	360	1.50	-
5550MHz	Pass	PK	16.65G	57.62	74.00	-16.38	15.12	3	Horizontal	208	1.50	-
5550MHz	Pass	AV	5.458G	48.27	54.00	-5.73	3.22	3	Vertical	135	1.08	-
5550MHz	Pass	AV	5.5648G	103.18	Inf	-Inf	3.32	3	Vertical	135	1.08	-
5550MHz	Pass	AV	11.1G	46.18	54.00	-7.82	14.29	3	Vertical	0	1.50	-
5550MHz	Pass	AV	16.65G	52.38	54.00	-1.62	15.12	3	Vertical	359	2.04	-
5550MHz	Pass	PK	5.4584G	59.78	74.00	-14.22	3.22	3	Vertical	135	1.08	-
5550MHz	Pass	PK	5.4672G	60.36	68.20	-7.84	3.23	3	Vertical	135	1.08	-
5550MHz	Pass	PK	5.5644G	111.02	Inf	-Inf	3.32	3	Vertical	135	1.08	-
5550MHz	Pass	PK	11.1G	55.29	74.00	-18.71	14.29	3	Vertical	0	1.50	-
5550MHz	Pass	PK	16.65G	60.90	74.00	-13.10	15.12	3	Vertical	359	2.04	-
5670MHz	Pass	AV	5.6628G	100.60	Inf	-Inf	3.41	3	Horizontal	257	1.26	-
5670MHz	Pass	PK	5.662G	108.55	Inf	-Inf	3.41	3	Horizontal	257	1.26	-
5670MHz	Pass	PK	5.7332G	62.96	68.20	-5.24	3.46	3	Horizontal	257	1.26	-
5670MHz	Pass	AV	5.6788G	101.87	Inf	-Inf	3.42	3	Vertical	144	1.11	-
5670MHz	Pass	AV	11.34G	45.56	54.00	-8.44	13.88	3	Vertical	0	1.50	-
5670MHz	Pass	AV	11.34G	44.89	54.00	-9.11	13.88	3	Vertical	360	1.50	-
5670MHz	Pass	AV	17.01G	53.18	54.00	-0.82	16.37	3	Vertical	298	2.35	-
5670MHz	Pass	AV	17.01G	48.77	54.00	-5.23	16.37	3	Vertical	5	1.50	-
5670MHz	Pass	PK	5.6588G	109.50	Inf	-Inf	3.40	3	Vertical	144	1.11	-
5670MHz	Pass	PK	5.7252G	66.25	68.20	-1.95	3.46	3	Vertical	144	1.11	-
5670MHz	Pass	PK	11.34G	55.01	74.00	-18.99	13.88	3	Vertical	0	1.50	-
5670MHz	Pass	PK	11.34G	54.48	74.00	-19.52	13.88	3	Vertical	360	1.50	-
5670MHz	Pass	PK	17.01G	60.57	74.00	-13.43	16.37	3	Vertical	298	2.35	-
5670MHz	Pass	PK	17.01G	57.53	74.00	-16.47	16.37	3	Vertical	5	1.50	-
5710MHz Straddle 5.47-5.725GHz	Pass	AV	5.4532G	46.33	54.00	-7.67	3.22	3	Horizontal	251	1.27	-
5710MHz Straddle 5.47-5.725GHz	Pass	AV	5.7016G	99.53	Inf	-Inf	3.44	3	Horizontal	251	1.27	-
5710MHz Straddle 5.47-5.725GHz	Pass	AV	11.42G	44.20	54.00	-9.80	13.75	3	Horizontal	202	1.50	-
5710MHz Straddle 5.47-5.725GHz	Pass	AV	17.13G	50.78	54.00	-3.22	17.26	3	Horizontal	0	3.05	-
5710MHz Straddle 5.47-5.725GHz	Pass	PK	5.4304G	57.19	74.00	-16.81	3.19	3	Horizontal	251	1.27	-

Mode	Result	Type	Freq (Hz)	Level (dBuV/m)	Limit (dBuV/m)	Margin (dB)	Factor (dB)	Dist (m)	Condition	Azimuth (°)	Height (m)	Comments
5710MHz Straddle 5.47-5.725GHz	Pass	PK	5.4604G	57.19	68.20	-11.01	3.23	3	Horizontal	251	1.27	-
5710MHz Straddle 5.47-5.725GHz	Pass	PK	5.7016G	107.23	Inf	-Inf	3.44	3	Horizontal	251	1.27	-
5710MHz Straddle 5.47-5.725GHz	Pass	PK	5.8504G	58.07	68.20	-10.13	3.56	3	Horizontal	251	1.27	-
5710MHz Straddle 5.47-5.725GHz	Pass	PK	11.42G	55.89	74.00	-18.11	13.75	3	Horizontal	202	1.50	-
5710MHz Straddle 5.47-5.725GHz	Pass	PK	17.13G	61.60	74.00	-12.40	17.26	3	Horizontal	0	3.05	-
5710MHz Straddle 5.47-5.725GHz	Pass	AV	5.4244G	46.50	54.00	-7.50	3.19	3	Vertical	163	1.02	-
5710MHz Straddle 5.47-5.725GHz	Pass	AV	5.6944G	101.23	Inf	-Inf	3.43	3	Vertical	163	1.02	-
5710MHz Straddle 5.47-5.725GHz	Pass	AV	11.42G	45.06	54.00	-8.94	13.75	3	Vertical	224	3.52	-
5710MHz Straddle 5.47-5.725GHz	Pass	AV	17.13G	51.52	54.00	-2.48	17.26	3	Vertical	325	3.66	-
5710MHz Straddle 5.47-5.725GHz	Pass	PK	5.4328G	57.62	74.00	-16.38	3.20	3	Vertical	163	1.02	-
5710MHz Straddle 5.47-5.725GHz	Pass	PK	5.4688G	57.41	68.20	-10.79	3.24	3	Vertical	163	1.02	-
5710MHz Straddle 5.47-5.725GHz	Pass	PK	5.6944G	108.62	Inf	-Inf	3.43	3	Vertical	163	1.02	-
5710MHz Straddle 5.47-5.725GHz	Pass	PK	5.9008G	58.91	68.20	-9.29	3.60	3	Vertical	163	1.02	-
5710MHz Straddle 5.47-5.725GHz	Pass	PK	11.42G	56.62	74.00	-17.38	13.75	3	Vertical	224	3.52	-
5710MHz Straddle 5.47-5.725GHz	Pass	PK	17.13G	62.69	74.00	-11.31	17.26	3	Vertical	325	3.66	-
5755MHz	Pass	AV	5.7646G	99.22	Inf	-Inf	3.53	3	Horizontal	259	3.55	-
5755MHz	Pass	AV	17.265G	49.27	54.00	-4.73	18.45	3	Horizontal	23	3.54	-
5755MHz	Pass	PK	5.6374G	57.38	68.20	-10.82	3.26	3	Horizontal	259	3.55	-
5755MHz	Pass	PK	5.7646G	109.15	Inf	-Inf	3.53	3	Horizontal	259	3.55	-
5755MHz	Pass	PK	5.9254G	55.50	68.20	-12.70	3.86	3	Horizontal	259	3.55	-
5755MHz	Pass	PK	17.265G	62.92	74.00	-11.08	18.45	3	Horizontal	23	3.54	-
5755MHz	Pass	AV	5.7406G	101.24	Inf	-Inf	3.48	3	Vertical	161	2.04	-
5755MHz	Pass	AV	17.265G	50.12	54.00	-3.88	18.45	3	Vertical	315	2.30	-
5755MHz	Pass	PK	5.6494G	59.64	68.20	-8.56	3.29	3	Vertical	161	2.04	-
5755MHz	Pass	PK	5.7406G	111.64	Inf	-Inf	3.48	3	Vertical	161	2.04	-
5755MHz	Pass	PK	5.9254G	56.48	68.20	-11.72	3.86	3	Vertical	161	2.04	-
5755MHz	Pass	PK	17.265G	63.28	74.00	-10.72	18.45	3	Vertical	315	2.30	-
5795MHz	Pass	AV	5.7854G	98.91	Inf	-Inf	3.58	3	Horizontal	260	3.69	-
5795MHz	Pass	AV	17.385G	49.65	54.00	-4.35	19.26	3	Horizontal	9	3.34	-
5795MHz	Pass	PK	5.645G	57.42	68.20	-10.78	3.28	3	Horizontal	260	3.69	-
5795MHz	Pass	PK	5.7842G	108.81	Inf	-Inf	3.58	3	Horizontal	260	3.69	-
5795MHz	Pass	PK	5.9594G	56.06	68.20	-12.14	3.93	3	Horizontal	260	3.69	-
5795MHz	Pass	PK	17.385G	64.03	74.00	-9.97	19.26	3	Horizontal	9	3.34	-
5795MHz	Pass	AV	5.7986G	100.95	Inf	-Inf	3.61	3	Vertical	178	1.01	-
5795MHz	Pass	AV	17.385G	50.99	54.00	-3.01	19.26	3	Vertical	343	2.98	-
5795MHz	Pass	PK	5.597G	57.91	68.20	-10.29	3.18	3	Vertical	178	1.01	-
5795MHz	Pass	PK	5.7986G	110.75	Inf	-Inf	3.61	3	Vertical	178	1.01	-
5795MHz	Pass	PK	5.9702G	57.24	68.20	-10.96	3.96	3	Vertical	178	1.01	-
5795MHz	Pass	PK	17.385G	65.17	74.00	-8.83	19.26	3	Vertical	343	2.98	-
802.11ac VHT80_Nss1,(MCS0)_4TX	-	-	-	-	-	-	-	-	-	-	-	-
5210MHz	Pass	AV	5.149995G	47.12	54.00	-6.88	2.80	3	Horizontal	264	1.49	-
5210MHz	Pass	AV	5.21G	92.51	Inf	-Inf	2.83	3	Horizontal	264	1.49	-
5210MHz	Pass	AV	5.45G	42.95	54.00	-11.05	2.95	3	Horizontal	264	1.49	-
5210MHz	Pass	AV	15.63G	45.29	54.00	-8.71	13.69	3	Horizontal	288	1.01	-
5210MHz	Pass	PK	5.149G	62.14	74.00	-11.86	2.80	3	Horizontal	264	1.49	-
5210MHz	Pass	PK	5.21G	100.19	Inf	-Inf	2.83	3	Horizontal	264	1.49	-
5210MHz	Pass	PK	5.436G	55.96	74.00	-18.04	2.95	3	Horizontal	264	1.49	-
5210MHz	Pass	PK	15.63G	58.99	74.00	-15.01	13.69	3	Horizontal	288	1.01	-
5210MHz	Pass	AV	5.143G	49.22	54.00	-4.78	2.80	3	Vertical	149	1.51	-

Mode	Result	Type	Freq (Hz)	Level (dBuV/m)	Limit (dBuV/m)	Margin (dB)	Factor (dB)	Dist (m)	Condition	Azimuth (°)	Height (m)	Comments
5210MHz	Pass	AV	5.243G	93.77	Inf	-Inf	2.85	3	Vertical	149	1.51	-
5210MHz	Pass	AV	5.362G	42.91	54.00	-11.09	2.91	3	Vertical	149	1.51	-
5210MHz	Pass	AV	15.63G	45.53	54.00	-8.47	13.69	3	Vertical	145	2.67	-
5210MHz	Pass	PK	5.141G	63.19	74.00	-10.81	2.79	3	Vertical	149	1.51	-
5210MHz	Pass	PK	5.243G	104.01	Inf	-Inf	2.85	3	Vertical	149	1.51	-
5210MHz	Pass	PK	5.45G	57.43	74.00	-16.57	2.95	3	Vertical	149	1.51	-
5210MHz	Pass	PK	15.63G	59.12	74.00	-14.88	13.69	3	Vertical	145	2.67	-
5290MHz	Pass	AV	5.146G	47.26	54.00	-6.74	2.90	3	Horizontal	279	1.01	-
5290MHz	Pass	AV	5.273G	95.21	Inf	-Inf	3.03	3	Horizontal	279	1.01	-
5290MHz	Pass	AV	5.357G	53.76	54.00	-0.24	3.12	3	Horizontal	279	1.01	-
5290MHz	Pass	AV	10.58G	43.75	54.00	-10.25	13.36	3	Horizontal	0	1.50	-
5290MHz	Pass	AV	15.87G	45.21	54.00	-8.79	13.43	3	Horizontal	360	1.50	-
5290MHz	Pass	PK	5.145G	59.69	74.00	-14.31	2.89	3	Horizontal	279	1.01	-
5290MHz	Pass	PK	5.255G	103.83	Inf	-Inf	3.01	3	Horizontal	279	1.01	-
5290MHz	Pass	PK	5.363G	68.88	74.00	-5.12	3.12	3	Horizontal	279	1.01	-
5290MHz	Pass	PK	5.472G	57.66	68.20	-10.54	3.24	3	Horizontal	279	1.01	-
5290MHz	Pass	PK	10.58G	57.18	74.00	-16.82	13.36	3	Horizontal	0	1.50	-
5290MHz	Pass	PK	15.87G	57.25	74.00	-16.75	13.43	3	Horizontal	360	1.50	-
5290MHz	Pass	AV	5.15G	47.15	54.00	-6.85	2.90	3	Vertical	146	3.69	-
5290MHz	Pass	AV	5.291G	96.55	Inf	-Inf	3.05	3	Vertical	146	3.69	-
5290MHz	Pass	AV	5.356G	53.86	54.00	-0.14	3.12	3	Vertical	146	3.69	-
5290MHz	Pass	AV	10.58G	43.84	54.00	-10.16	13.36	3	Vertical	360	1.50	-
5290MHz	Pass	AV	15.87G	45.41	54.00	-8.59	13.43	3	Vertical	0	1.50	-
5290MHz	Pass	PK	5.135G	58.68	74.00	-15.32	2.89	3	Vertical	146	3.69	-
5290MHz	Pass	PK	5.291G	104.45	Inf	-Inf	3.05	3	Vertical	146	3.69	-
5290MHz	Pass	PK	5.376G	71.32	74.00	-2.68	3.14	3	Vertical	146	3.69	-
5290MHz	Pass	PK	5.489G	57.73	68.20	-10.47	3.26	3	Vertical	146	3.69	-
5290MHz	Pass	PK	10.58G	55.39	74.00	-18.61	13.36	3	Vertical	360	1.50	-
5290MHz	Pass	PK	15.87G	57.90	74.00	-16.10	13.43	3	Vertical	0	1.50	-
5530MHz	Pass	AV	5.449G	49.56	54.00	-4.44	3.21	3	Horizontal	273	1.01	-
5530MHz	Pass	AV	5.53G	93.78	Inf	-Inf	3.29	3	Horizontal	273	1.01	-
5530MHz	Pass	AV	11.06G	44.87	54.00	-9.13	14.36	3	Horizontal	0	1.50	-
5530MHz	Pass	PK	5.343G	55.84	68.20	-12.36	3.10	3	Horizontal	273	1.01	-
5530MHz	Pass	PK	5.449G	59.16	74.00	-14.84	3.21	3	Horizontal	273	1.01	-
5530MHz	Pass	PK	5.461G	58.42	68.20	-9.78	3.23	3	Horizontal	273	1.01	-
5530MHz	Pass	PK	5.509G	100.02	Inf	-Inf	3.28	3	Horizontal	273	1.01	-
5530MHz	Pass	PK	5.741G	56.12	68.20	-12.08	3.47	3	Horizontal	273	1.01	-
5530MHz	Pass	PK	11.06G	56.41	74.00	-17.59	14.36	3	Horizontal	0	1.50	-
5530MHz	Pass	AV	5.453G	50.54	54.00	-3.46	3.22	3	Vertical	120	3.54	-
5530MHz	Pass	AV	5.563G	95.87	Inf	-Inf	3.32	3	Vertical	120	3.54	-
5530MHz	Pass	AV	11.06G	44.85	54.00	-9.15	14.36	3	Vertical	360	1.50	-
5530MHz	Pass	AV	16.59G	46.47	54.00	-7.53	14.92	3	Vertical	0	1.50	-
5530MHz	Pass	PK	5.321G	58.50	68.20	-9.70	3.08	3	Vertical	120	3.54	-
5530MHz	Pass	PK	5.453G	61.80	74.00	-12.20	3.22	3	Vertical	120	3.54	-
5530MHz	Pass	PK	5.469G	64.74	68.20	-3.46	3.24	3	Vertical	120	3.54	-
5530MHz	Pass	PK	5.563G	104.16	Inf	-Inf	3.32	3	Vertical	120	3.54	-
5530MHz	Pass	PK	5.738G	57.73	68.20	-10.47	3.47	3	Vertical	120	3.54	-
5530MHz	Pass	PK	11.06G	56.77	74.00	-17.23	14.36	3	Vertical	360	1.50	-
5530MHz	Pass	PK	16.59G	58.36	74.00	-15.64	14.92	3	Vertical	0	1.50	-

Mode	Result	Type	Freq (Hz)	Level (dBuV/m)	Limit (dBuV/m)	Margin (dB)	Factor (dB)	Dist (m)	Condition	Azimuth (°)	Height (m)	Comments
5610MHz	Pass	AV	5.455G	49.39	54.00	-4.61	2.96	3	Horizontal	284	2.14	-
5610MHz	Pass	AV	5.623G	100.39	Inf	-Inf	3.24	3	Horizontal	284	2.14	-
5610MHz	Pass	AV	11.2204G	41.35	54.00	-12.65	13.78	3	Horizontal	342	3.36	-
5610MHz	Pass	AV	16.83G	47.40	54.00	-6.60	15.85	3	Horizontal	32	1.50	-
5610MHz	Pass	PK	5.454G	61.99	74.00	-12.01	2.96	3	Horizontal	284	2.14	-
5610MHz	Pass	PK	5.464G	63.12	68.20	-5.08	2.96	3	Horizontal	284	2.14	-
5610MHz	Pass	PK	5.622G	110.55	Inf	-Inf	3.23	3	Horizontal	284	2.14	-
5610MHz	Pass	PK	5.73G	64.80	68.20	-3.40	3.46	3	Horizontal	284	2.14	-
5610MHz	Pass	PK	11.2584G	53.43	74.00	-20.57	13.73	3	Horizontal	342	3.36	-
5610MHz	Pass	PK	16.83G	59.14	74.00	-14.86	15.85	3	Horizontal	32	1.50	-
5610MHz	Pass	AV	5.458G	50.83	54.00	-3.17	2.96	3	Vertical	152	2.17	-
5610MHz	Pass	AV	5.589G	102.18	Inf	-Inf	3.17	3	Vertical	152	2.17	-
5610MHz	Pass	AV	11.22G	42.88	54.00	-11.12	13.78	3	Vertical	360	1.50	-
5610MHz	Pass	AV	16.83G	48.85	54.00	-5.15	15.85	3	Vertical	265	3.31	-
5610MHz	Pass	PK	5.458G	63.22	74.00	-10.78	2.96	3	Vertical	152	2.17	-
5610MHz	Pass	PK	5.469G	64.47	68.20	-3.73	2.96	3	Vertical	152	2.17	-
5610MHz	Pass	PK	5.589G	110.29	Inf	-Inf	3.17	3	Vertical	152	2.17	-
5610MHz	Pass	PK	5.729G	68.05	68.20	-0.15	3.45	3	Vertical	152	2.17	-
5610MHz	Pass	PK	11.22G	55.84	74.00	-18.16	13.78	3	Vertical	360	1.50	-
5610MHz	Pass	PK	16.83G	61.45	74.00	-12.55	15.85	3	Vertical	265	3.31	-
5690MHz Straddle 5.47-5.725GHz	Pass	AV	5.4572G	46.86	54.00	-7.14	3.22	3	Horizontal	53	1.02	-
5690MHz Straddle 5.47-5.725GHz	Pass	AV	5.6564G	98.69	Inf	-Inf	3.40	3	Horizontal	53	1.02	-
5690MHz Straddle 5.47-5.725GHz	Pass	AV	11.38G	44.44	54.00	-9.56	13.81	3	Horizontal	0	1.50	-
5690MHz Straddle 5.47-5.725GHz	Pass	PK	5.4428G	57.86	74.00	-16.14	3.21	3	Horizontal	53	1.02	-
5690MHz Straddle 5.47-5.725GHz	Pass	PK	5.468G	59.11	68.20	-9.09	3.23	3	Horizontal	53	1.02	-
5690MHz Straddle 5.47-5.725GHz	Pass	PK	5.6552G	106.54	Inf	-Inf	3.40	3	Horizontal	53	1.02	-
5690MHz Straddle 5.47-5.725GHz	Pass	PK	5.858G	59.50	68.20	-8.70	3.56	3	Horizontal	53	1.02	-
5690MHz Straddle 5.47-5.725GHz	Pass	PK	11.38G	55.79	74.00	-18.21	13.81	3	Horizontal	0	1.50	-
5690MHz Straddle 5.47-5.725GHz	Pass	AV	5.4584G	46.86	54.00	-7.14	3.22	3	Vertical	220	3.69	-
5690MHz Straddle 5.47-5.725GHz	Pass	AV	5.7236G	100.02	Inf	-Inf	3.46	3	Vertical	220	3.69	-
5690MHz Straddle 5.47-5.725GHz	Pass	AV	11.38G	44.36	54.00	-9.64	13.81	3	Vertical	360	1.50	-
5690MHz Straddle 5.47-5.725GHz	Pass	AV	17.07G	50.19	54.00	-3.81	16.81	3	Vertical	358	2.49	-
5690MHz Straddle 5.47-5.725GHz	Pass	PK	5.444G	57.59	74.00	-16.41	3.21	3	Vertical	220	3.69	-
5690MHz Straddle 5.47-5.725GHz	Pass	PK	5.462G	57.65	68.20	-10.55	3.23	3	Vertical	220	3.69	-
5690MHz Straddle 5.47-5.725GHz	Pass	PK	5.7236G	108.33	Inf	-Inf	3.46	3	Vertical	220	3.69	-
5690MHz Straddle 5.47-5.725GHz	Pass	PK	5.8604G	61.62	68.20	-6.58	3.56	3	Vertical	220	3.69	-
5690MHz Straddle 5.47-5.725GHz	Pass	PK	11.38G	55.90	74.00	-18.10	13.81	3	Vertical	360	1.50	-
5690MHz Straddle 5.47-5.725GHz	Pass	PK	17.07G	61.28	74.00	-12.72	16.81	3	Vertical	358	2.49	-
5775MHz	Pass	AV	5.775G	98.16	Inf	-Inf	3.55	3	Horizontal	263	3.69	-
5775MHz	Pass	AV	17.325G	48.63	54.00	-5.37	18.85	3	Horizontal	114	1.02	-
5775MHz	Pass	PK	5.6466G	63.21	68.20	-4.99	3.28	3	Horizontal	263	3.69	-
5775MHz	Pass	PK	5.7846G	106.38	Inf	-Inf	3.58	3	Horizontal	263	3.69	-
5775MHz	Pass	PK	5.9262G	57.80	68.20	-10.40	3.87	3	Horizontal	263	3.69	-
5775MHz	Pass	PK	17.325G	62.52	74.00	-11.48	18.85	3	Horizontal	114	1.02	-
5775MHz	Pass	AV	5.7402G	99.48	Inf	-Inf	3.48	3	Vertical	206	3.02	-
5775MHz	Pass	AV	17.325G	48.87	54.00	-5.13	18.85	3	Vertical	174	1.50	-
5775MHz	Pass	PK	5.6322G	61.47	68.20	-6.73	3.25	3	Vertical	206	3.02	-
5775MHz	Pass	PK	5.7402G	110.09	Inf	-Inf	3.48	3	Vertical	206	3.02	-
5775MHz	Pass	PK	5.9382G	60.17	68.20	-8.03	3.89	3	Vertical	206	3.02	-

Mode	Result	Type	Freq (Hz)	Level (dBuV/m)	Limit (dBuV/m)	Margin (dB)	Factor (dB)	Dist (m)	Condition	Azimuth (°)	Height (m)	Comments
5775MHz	Pass	PK	17.325G	62.18	74.00	-11.82	18.85	3	Vertical	174	1.50	-

802.11a_Nss1,(6Mbps)_4TX

5180MHz_TX

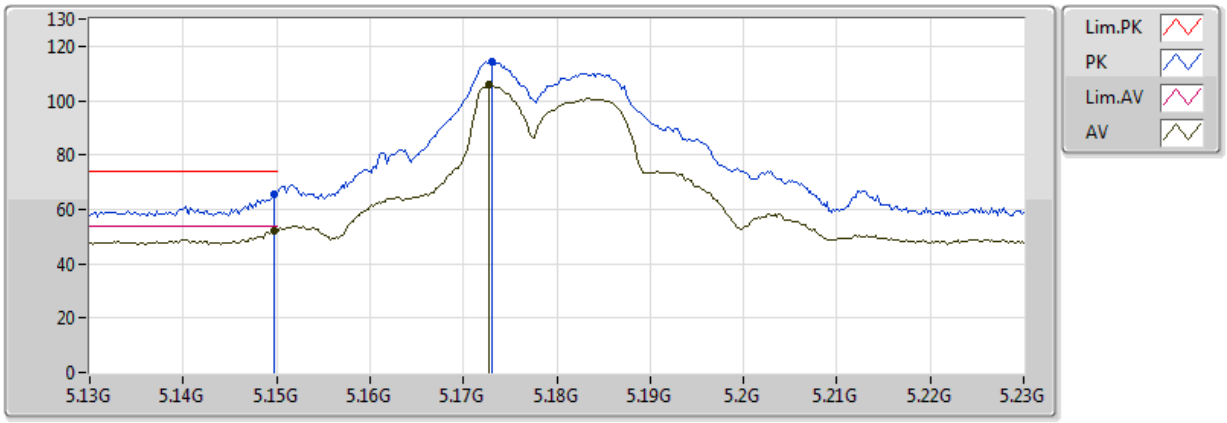

Eut : Z axis

Type	Freq	Level	Limit	Margin	Factor	Dist	Condition	Azimuth	Height	Comments	Raw	AF	CL	PA
	(Hz)	(dBuV/m)	(dBuV/m)	(dB)	(dB)	(m)		(°)	(m)		(dBuV)	(dB)	(dB)	(dB)
AV	5.1498G	52.04	54.00	-1.96	2.80	3	Vertical	148	1.49	-	49.24	31.66	5.62	34.48
AV	5.1728G	105.80	Inf	-Inf	2.81	3	Vertical	148	1.49	-	102.99	31.67	5.62	34.48
PK	5.1498G	65.54	74.00	-8.46	2.80	3	Vertical	148	1.49	-	62.74	31.66	5.62	34.48
PK	5.173G	114.45	Inf	-Inf	2.81	3	Vertical	148	1.49	-	111.64	31.67	5.62	34.48

802.11a_Nss1,(6Mbps)_4TX

5180MHz_TX

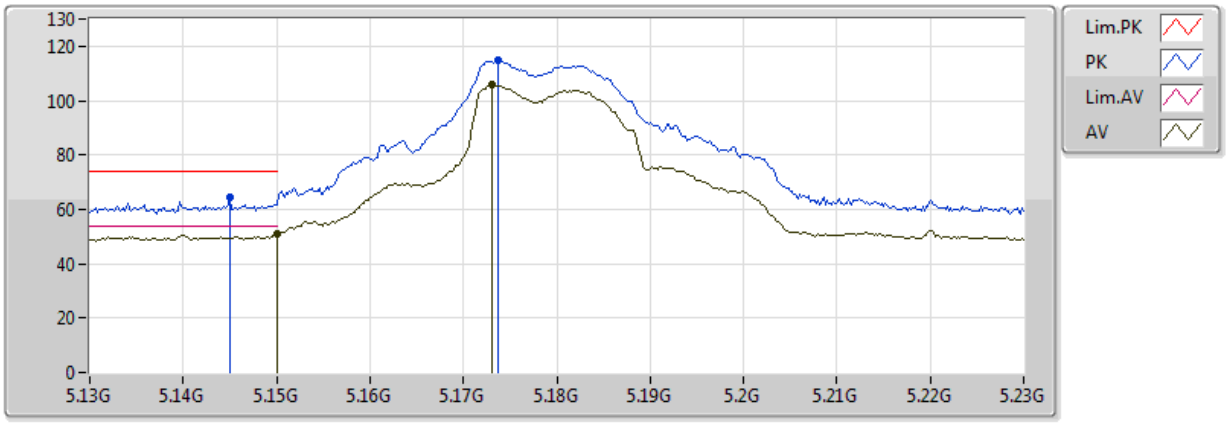

Eut : Z axis

Type	Freq	Level	Limit	Margin	Factor	Dist	Condition	Azimuth	Height	Comments	Raw	AF	CL	PA
	(Hz)	(dBuV/m)	(dBuV/m)	(dB)	(dB)	(m)		(°)	(m)		(dBuV)	(dB)	(dB)	(dB)
AV	5.149995G	50.98	54.00	-3.02	2.80	3	Horizontal	280	1.06	-	48.18	31.66	5.62	34.48
AV	5.173G	105.88	Inf	-Inf	2.81	3	Horizontal	280	1.06	-	103.07	31.67	5.62	34.48
PK	5.145G	64.24	74.00	-9.76	2.80	3	Horizontal	280	1.06	-	61.45	31.66	5.62	34.48
PK	5.1738G	114.86	Inf	-Inf	2.81	3	Horizontal	280	1.06	-	112.05	31.67	5.62	34.48

802.11a_Nss1,(6Mbps)_4TX

5180MHz_TX

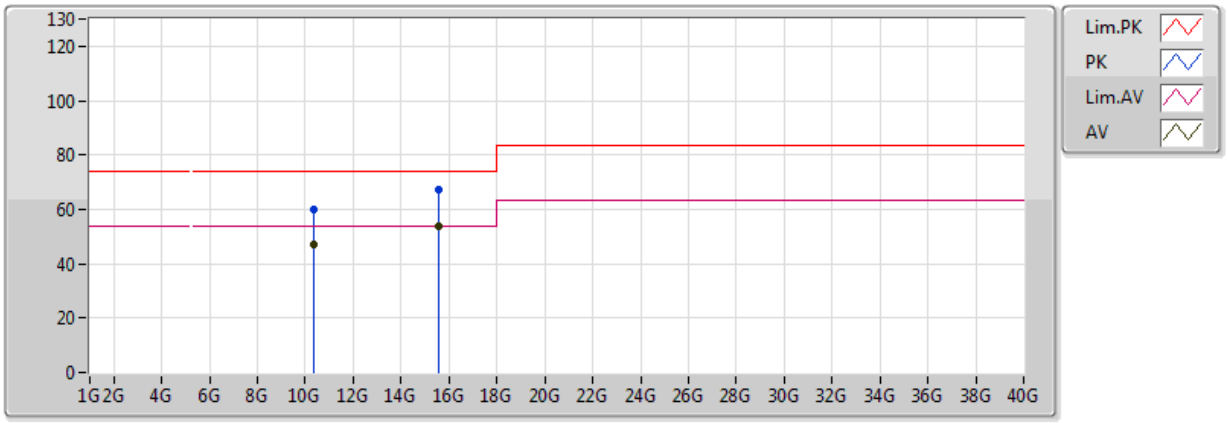

Eut : Z axis

Type	Freq	Level	Limit	Margin	Factor	Dist	Condition	Azimuth	Height	Comments	Raw	AF	CL	PA
	(Hz)	(dBuV/m)	(dBuV/m)	(dB)	(dB)	(m)		(°)	(m)		(dBuV)	(dB)	(dB)	(dB)
AV	10.36G	47.19	54.00	-6.81	12.44	3	Vertical	343	2.59	-	34.75	39.50	7.93	35.00
AV	15.54G	53.75	54.00	-0.25	14.12	3	Vertical	143	2.79	-	39.63	38.85	9.96	34.68
PK	10.36G	59.92	74.00	-14.08	12.44	3	Vertical	343	2.59	-	47.48	39.50	7.93	35.00
PK	15.54G	67.19	74.00	-6.81	14.12	3	Vertical	143	2.79	-	53.07	38.85	9.96	34.68

802.11a_Nss1,(6Mbps)_4TX

5180MHz_TX

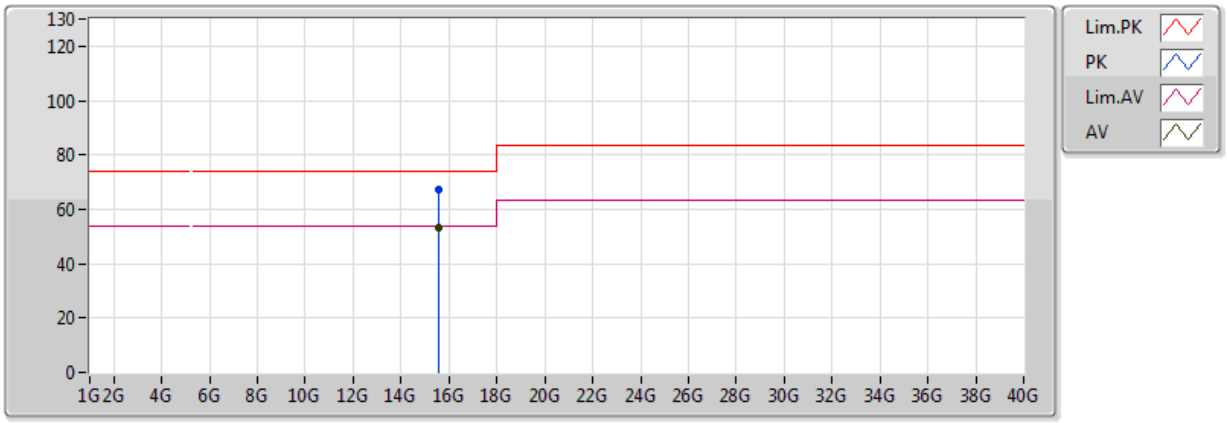

Eut : Z axis

Type	Freq	Level	Limit	Margin	Factor	Dist	Condition	Azimuth	Height	Comments	Raw	AF	CL	PA
	(Hz)	(dBuV/m)	(dBuV/m)	(dB)	(dB)	(m)		(°)	(m)		(dBuV)	(dB)	(dB)	(dB)
AV	15.54G	53.06	54.00	-0.94	14.12	3	Horizontal	315	1.00	-	38.94	38.85	9.96	34.68
PK	15.54G	66.99	74.00	-7.01	14.12	3	Horizontal	315	1.00	-	52.87	38.85	9.96	34.68

802.11a_Nss1,(6Mbps)_4TX

5200MHz_TX

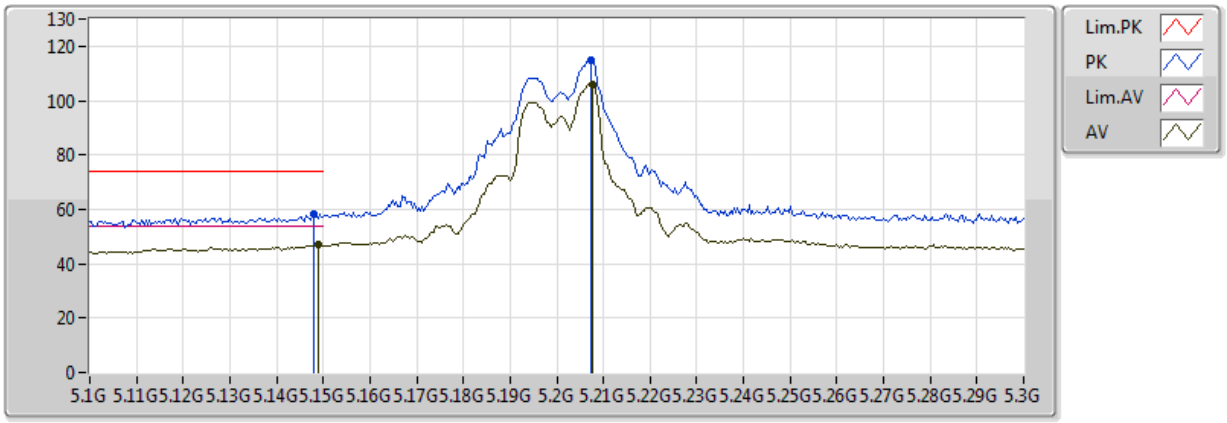

Eut : Z axis

Type	Freq	Level	Limit	Margin	Factor	Dist	Condition	Azimuth	Height	Comments	Raw	AF	CL	PA
	(Hz)	(dBuV/m)	(dBuV/m)	(dB)	(dB)	(m)		(°)	(m)		(dBuV)	(dB)	(dB)	(dB)
AV	5.1488G	46.93	54.00	-7.07	2.80	3	Vertical	159	1.01	-	44.13	31.66	5.62	34.48
AV	5.2076G	106.09	Inf	-Inf	2.83	3	Vertical	159	1.01	-	103.26	31.68	5.63	34.48
PK	5.148G	58.50	74.00	-15.50	2.80	3	Vertical	159	1.01	-	55.70	31.66	5.62	34.48
PK	5.2072G	115.07	Inf	-Inf	2.83	3	Vertical	159	1.01	-	112.23	31.68	5.63	34.48

802.11a_Nss1,(6Mbps)_4TX

5200MHz_TX

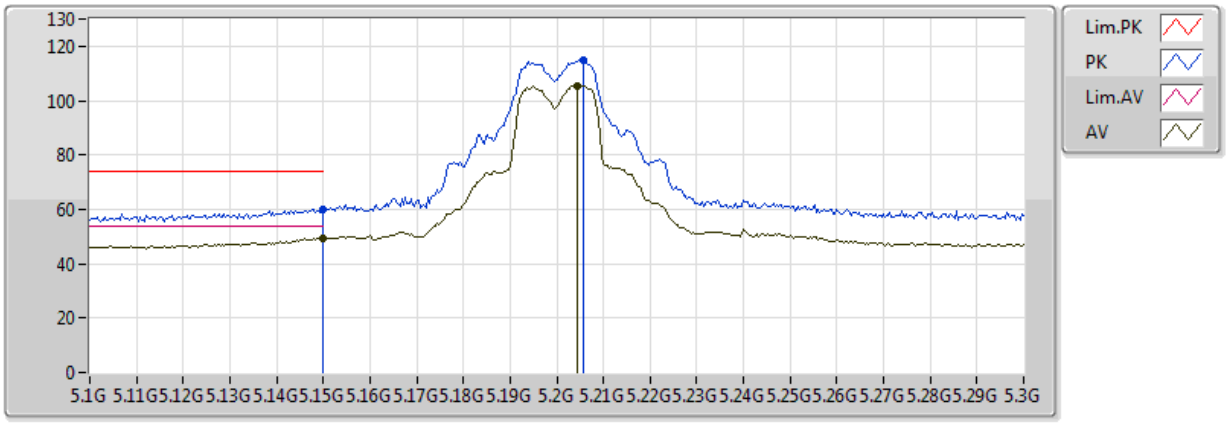

Eut : Z axis

Type	Freq	Level	Limit	Margin	Factor	Dist	Condition	Azimuth	Height	Comments	Raw	AF	CL	PA
	(Hz)	(dBuV/m)	(dBuV/m)	(dB)	(dB)	(m)		(°)	(m)		(dBuV)	(dB)	(dB)	(dB)
AV	5.149995G	49.16	54.00	-4.84	2.80	3	Horizontal	296	1.18	-	46.36	31.66	5.62	34.48
AV	5.2044G	105.36	Inf	-Inf	2.83	3	Horizontal	296	1.18	-	102.53	31.68	5.63	34.48
PK	5.149995G	60.17	74.00	-13.83	2.80	3	Horizontal	296	1.18	-	57.37	31.66	5.62	34.48
PK	5.2056G	114.68	Inf	-Inf	2.83	3	Horizontal	296	1.18	-	111.84	31.68	5.63	34.48

802.11a_Nss1,(6Mbps)_4TX

5200MHz_TX

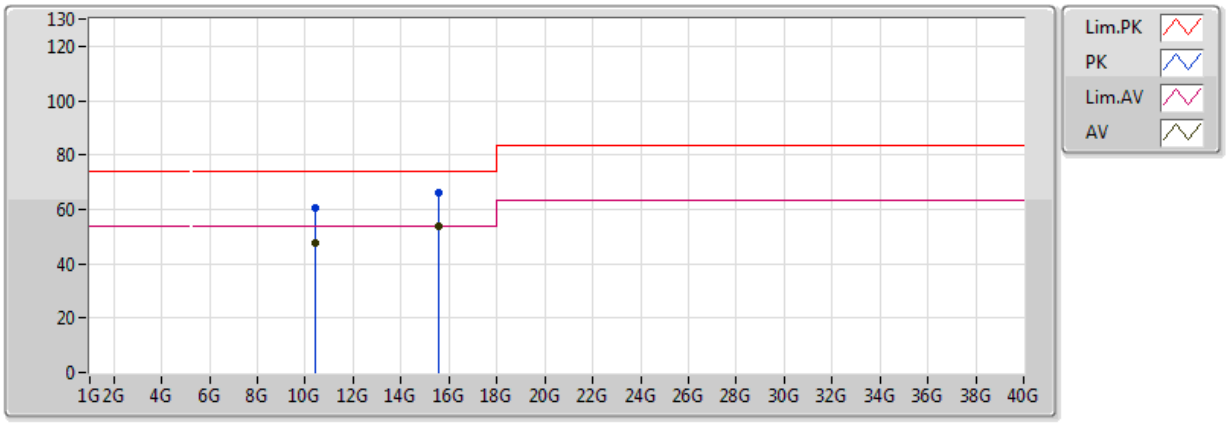

Eut : Z axis

Type	Freq	Level	Limit	Margin	Factor	Dist	Condition	Azimuth	Height	Comments	Raw	AF	CL	PA
	(Hz)	(dBuV/m)	(dBuV/m)	(dB)	(dB)	(m)		(°)	(m)		(dBuV)	(dB)	(dB)	(dB)
AV	10.4G	47.54	54.00	-6.46	12.54	3	Vertical	334	2.65	-	35.00	39.56	7.95	34.97
AV	15.6G	53.75	54.00	-0.25	13.84	3	Vertical	193	2.76	-	39.91	38.62	9.97	34.75
PK	10.4G	60.35	74.00	-13.65	12.54	3	Vertical	334	2.65	-	47.81	39.56	7.95	34.97
PK	15.6G	66.12	74.00	-7.88	13.84	3	Vertical	193	2.76	-	52.28	38.62	9.97	34.75

802.11a_Nss1,(6Mbps)_4TX

5200MHz_TX

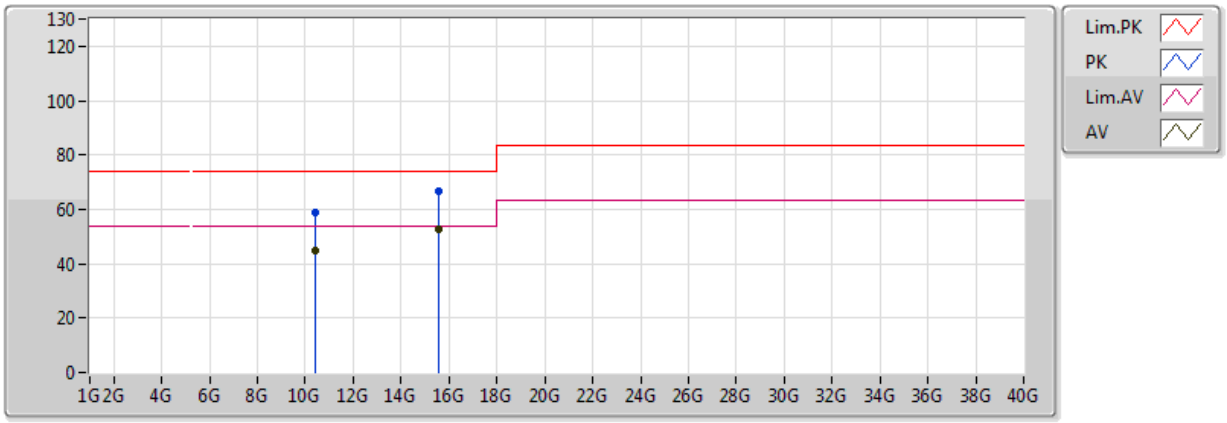

Eut : Z axis

Type	Freq	Level	Limit	Margin	Factor	Dist	Condition	Azimuth	Height	Comments	Raw	AF	CL	PA
	(Hz)	(dBuV/m)	(dBuV/m)	(dB)	(dB)	(m)		(°)	(m)		(dBuV)	(dB)	(dB)	(dB)
AV	10.4G	44.88	54.00	-9.12	12.54	3	Horizontal	315	1.04	-	32.34	39.56	7.95	34.97
AV	15.6G	52.43	54.00	-1.57	13.84	3	Horizontal	314	1.00	-	38.59	38.62	9.97	34.75
PK	10.4G	58.72	74.00	-15.28	12.54	3	Horizontal	315	1.04	-	46.18	39.56	7.95	34.97
PK	15.6G	66.44	74.00	-7.56	13.84	3	Horizontal	314	1.00	-	52.60	38.62	9.97	34.75

802.11a_Nss1,(6Mbps)_4TX

5240MHz_TX

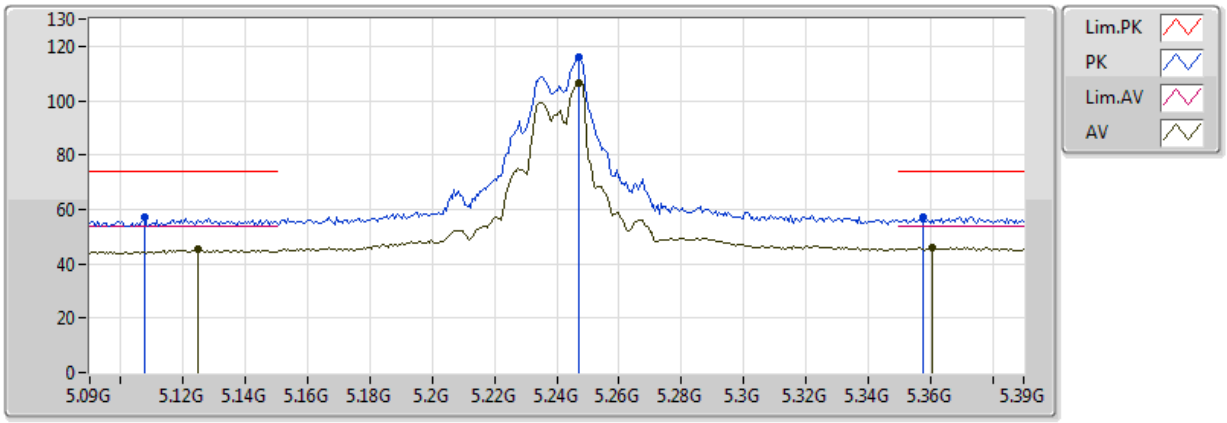

Eut : Z axis

Type	Freq	Level	Limit	Margin	Factor	Dist	Condition	Azimuth	Height	Comments	Raw	AF	CL	PA
	(Hz)	(dBuV/m)	(dBuV/m)	(dB)	(dB)	(m)		(°)	(m)		(dBuV)	(dB)	(dB)	(dB)
AV	5.1248G	45.14	54.00	-8.86	2.78	3	Vertical	159	1.11	-	42.35	31.65	5.61	34.48
AV	5.2472G	106.73	Inf	-Inf	2.85	3	Vertical	159	1.11	-	103.88	31.70	5.63	34.48
AV	5.3606G	46.08	54.00	-7.92	2.91	3	Vertical	159	1.11	-	43.17	31.74	5.65	34.49
PK	5.1074G	56.88	74.00	-17.12	2.77	3	Vertical	159	1.11	-	54.11	31.64	5.61	34.48
PK	5.2472G	116.04	Inf	-Inf	2.85	3	Vertical	159	1.11	-	113.19	31.70	5.63	34.48
PK	5.3576G	57.21	74.00	-16.79	2.90	3	Vertical	159	1.11	-	54.31	31.74	5.65	34.49

802.11a_Nss1,(6Mbps)_4TX

5240MHz_TX

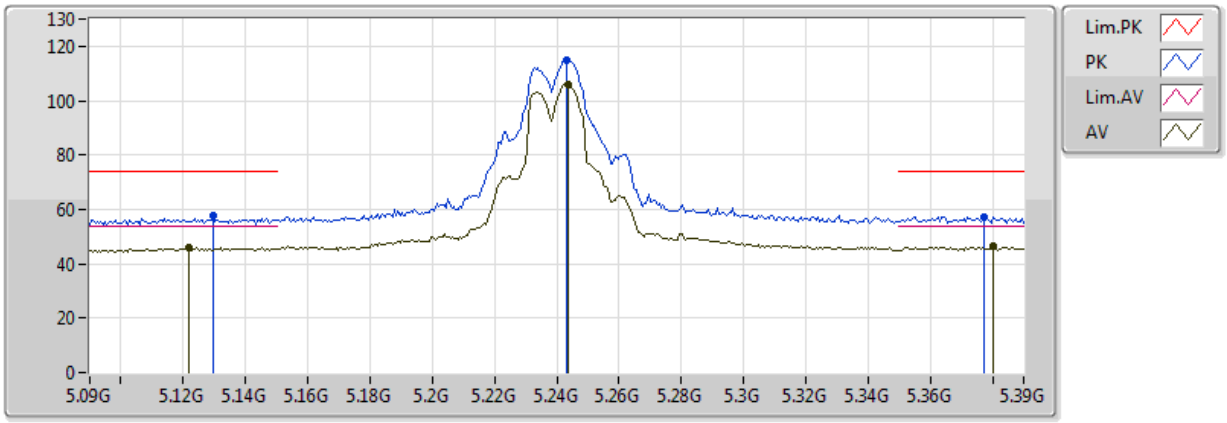

Eut : Z axis

Type	Freq	Level	Limit	Margin	Factor	Dist	Condition	Azimuth	Height	Comments	Raw	AF	CL	PA
	(Hz)	(dBuV/m)	(dBuV/m)	(dB)	(dB)	(m)		(°)	(m)		(dBuV)	(dB)	(dB)	(dB)
AV	5.1218G	45.81	54.00	-8.19	2.78	3	Horizontal	288	1.16	-	43.03	31.65	5.61	34.48
AV	5.2436G	106.03	Inf	-Inf	2.85	3	Horizontal	288	1.16	-	103.18	31.70	5.63	34.48
AV	5.3804G	46.24	54.00	-7.76	2.92	3	Horizontal	288	1.16	-	43.32	31.75	5.66	34.49
PK	5.1296G	57.79	74.00	-16.21	2.79	3	Horizontal	288	1.16	-	55.00	31.65	5.62	34.48
PK	5.243G	115.10	Inf	-Inf	2.85	3	Horizontal	288	1.16	-	112.25	31.70	5.63	34.48
PK	5.3774G	57.38	74.00	-16.62	2.92	3	Horizontal	288	1.16	-	54.46	31.75	5.66	34.49

802.11a_Nss1,(6Mbps)_4TX

5240MHz_TX

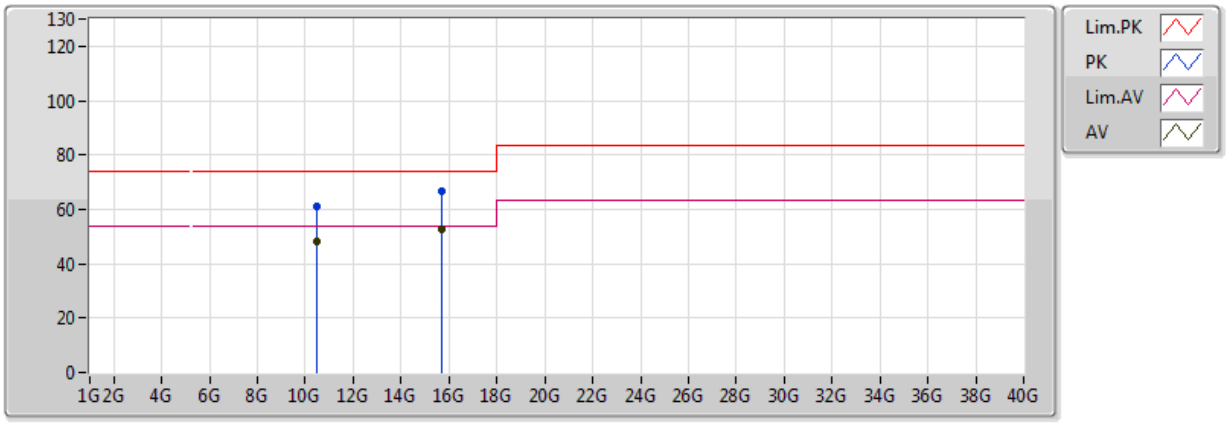

Eut : Z axis

Type	Freq	Level	Limit	Margin	Factor	Dist	Condition	Azimuth	Height	Comments	Raw	AF	CL	PA
	(Hz)	(dBuV/m)	(dBuV/m)	(dB)	(dB)	(m)		(°)	(m)		(dBuV)	(dB)	(dB)	(dB)
AV	10.48G	47.93	54.00	-6.07	12.74	3	Vertical	335	2.95	-	35.19	39.67	7.99	34.91
AV	15.72G	52.78	54.00	-1.22	13.27	3	Vertical	331	2.07	-	39.51	38.16	10.00	34.90
PK	10.48G	60.84	74.00	-13.16	12.74	3	Vertical	335	2.95	-	48.10	39.67	7.99	34.91
PK	15.72G	66.79	74.00	-7.21	13.27	3	Vertical	331	2.07	-	53.52	38.16	10.00	34.90

802.11a_Nss1,(6Mbps)_4TX

5240MHz_TX

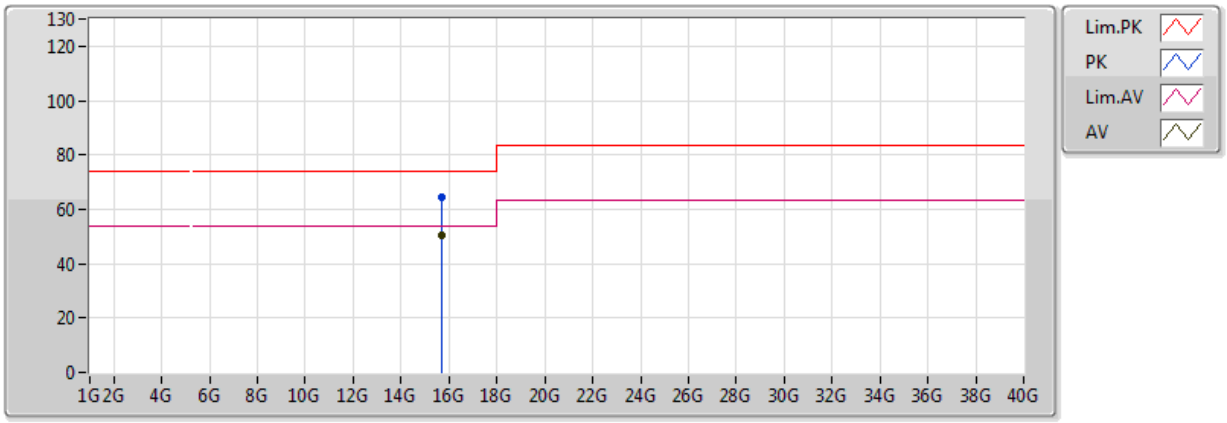

Eut : Z axis

Type	Freq	Level	Limit	Margin	Factor	Dist	Condition	Azimuth	Height	Comments	Raw	AF	CL	PA
	(Hz)	(dBuV/m)	(dBuV/m)	(dB)	(dB)	(m)		(°)	(m)		(dBuV)	(dB)	(dB)	(dB)
AV	15.72G	50.69	54.00	-3.31	13.27	3	Horizontal	50	2.82	-	37.42	38.16	10.00	34.90
PK	15.72G	64.46	74.00	-9.54	13.27	3	Horizontal	50	2.82	-	51.19	38.16	10.00	34.90

802.11a_Nss1,(6Mbps)_4TX

5260MHz_TX

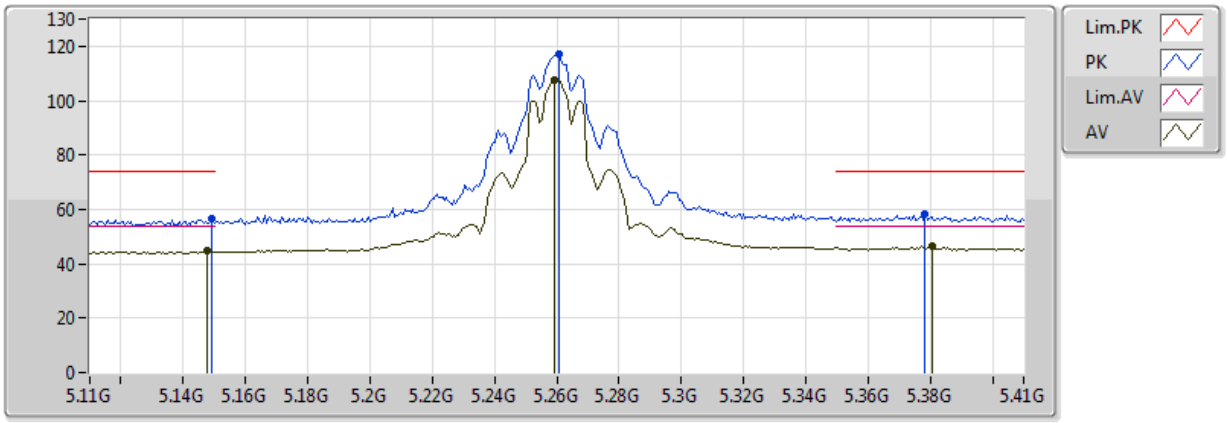

Eut : Z axis

Type	Freq	Level	Limit	Margin	Factor	Dist	Condition	Azimuth	Height	Comments	Raw	AF	CL	PA
	(Hz)	(dBuV/m)	(dBuV/m)	(dB)	(dB)	(m)		(°)	(m)		(dBuV)	(dB)	(dB)	(dB)
AV	5.1478G	44.57	54.00	-9.43	2.80	3	Vertical	174	2.46	-	41.78	31.66	5.62	34.48
AV	5.2594G	107.31	Inf	-Inf	2.85	3	Vertical	174	2.46	-	104.46	31.70	5.64	34.49
AV	5.3806G	46.45	54.00	-7.55	2.92	3	Vertical	174	2.46	-	43.53	31.75	5.66	34.49
PK	5.149G	56.54	74.00	-17.46	2.80	3	Vertical	174	2.46	-	53.74	31.66	5.62	34.48
PK	5.2606G	116.85	Inf	-Inf	2.85	3	Vertical	174	2.46	-	114.00	31.70	5.64	34.49
PK	5.3782G	58.51	74.00	-15.49	2.92	3	Vertical	174	2.46	-	55.59	31.75	5.66	34.49

802.11a_Nss1,(6Mbps)_4TX

5260MHz_TX

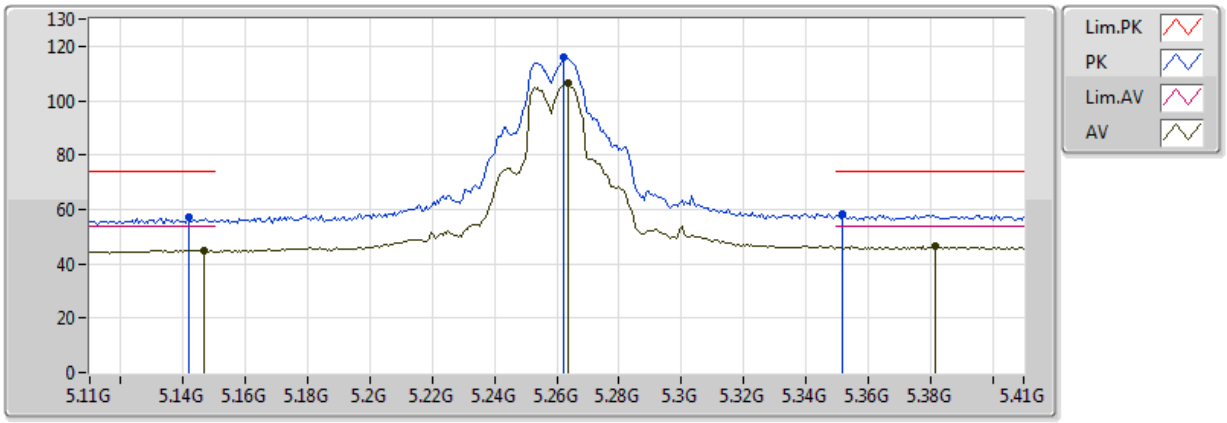

Eut : Z axis

Type	Freq	Level	Limit	Margin	Factor	Dist	Condition	Azimuth	Height	Comments	Raw	AF	CL	PA
	(Hz)	(dBuV/m)	(dBuV/m)	(dB)	(dB)	(m)		(°)	(m)		(dBuV)	(dB)	(dB)	(dB)
AV	5.1466G	44.87	54.00	-9.13	2.80	3	Horizontal	292	1.04	-	42.07	31.66	5.62	34.48
AV	5.2636G	106.61	Inf	-Inf	2.86	3	Horizontal	292	1.04	-	103.75	31.71	5.64	34.49
AV	5.3818G	46.39	54.00	-7.61	2.92	3	Horizontal	292	1.04	-	43.47	31.75	5.66	34.49
PK	5.1418G	57.20	74.00	-16.80	2.80	3	Horizontal	292	1.04	-	54.41	31.66	5.62	34.48
PK	5.2624G	115.72	Inf	-Inf	2.85	3	Horizontal	292	1.04	-	112.86	31.70	5.64	34.49
PK	5.3518G	58.09	74.00	-15.91	2.90	3	Horizontal	292	1.04	-	55.19	31.74	5.65	34.49

802.11a_Nss1,(6Mbps)_4TX

5260MHz_TX

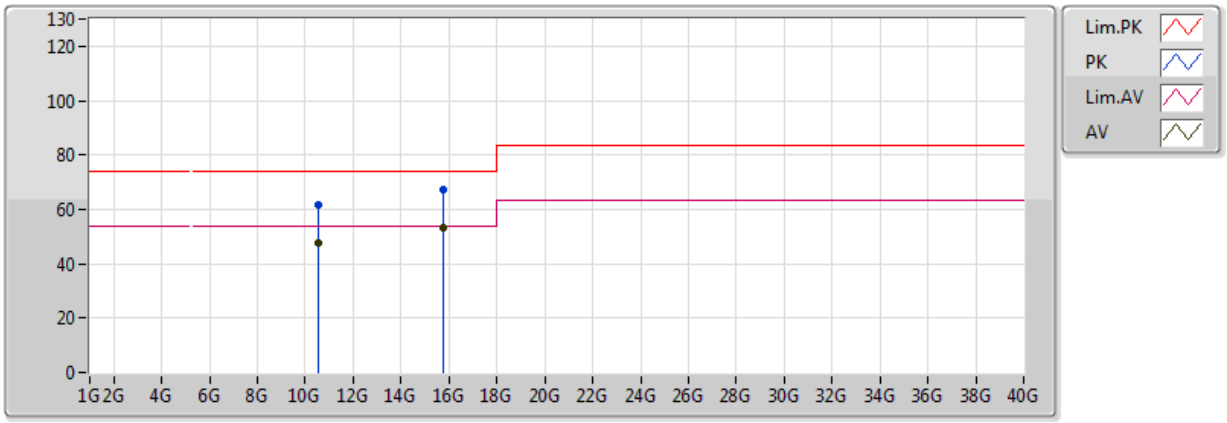

Eut : Z axis

Type	Freq	Level	Limit	Margin	Factor	Dist	Condition	Azimuth	Height	Comments	Raw	AF	CL	PA
	(Hz)	(dBuV/m)	(dBuV/m)	(dB)	(dB)	(m)		(°)	(m)		(dBuV)	(dB)	(dB)	(dB)
AV	10.52G	47.74	54.00	-6.26	12.85	3	Vertical	161	3.00	-	34.89	39.73	8.00	34.89
AV	15.78G	53.02	54.00	-0.98	12.98	3	Vertical	335	2.15	-	40.04	37.94	10.02	34.97
PK	10.52G	61.55	74.00	-12.45	12.85	3	Vertical	161	3.00	-	48.70	39.73	8.00	34.89
PK	15.78G	67.18	74.00	-6.82	12.98	3	Vertical	335	2.15	-	54.20	37.94	10.02	34.97

802.11a_Nss1,(6Mbps)_4TX

5260MHz_TX

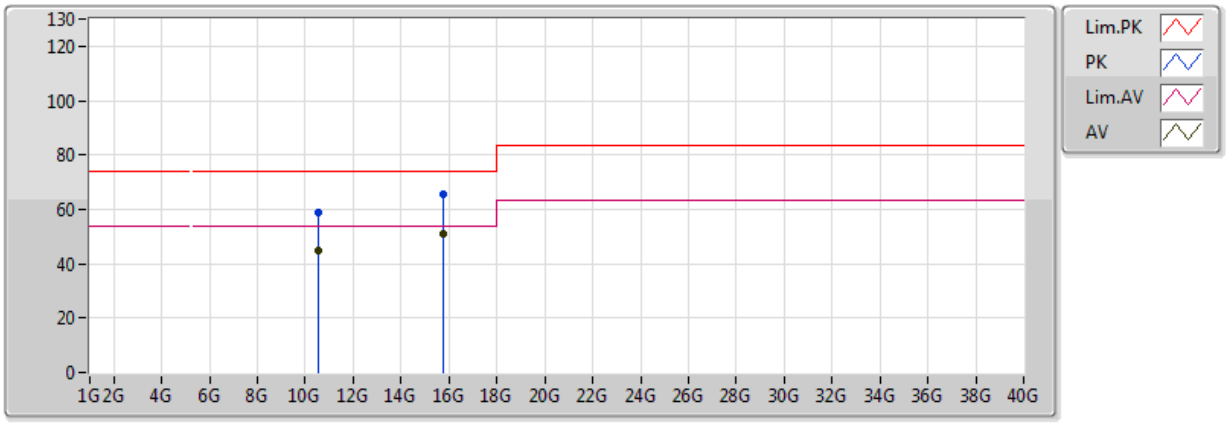

Eut : Z axis

Type	Freq	Level	Limit	Margin	Factor	Dist	Condition	Azimuth	Height	Comments	Raw	AF	CL	PA
	(Hz)	(dBuV/m)	(dBuV/m)	(dB)	(dB)	(m)		(°)	(m)		(dBuV)	(dB)	(dB)	(dB)
AV	10.52G	44.57	54.00	-9.43	12.85	3	Horizontal	320	1.01	-	31.72	39.73	8.00	34.89
AV	15.78G	51.02	54.00	-2.98	12.98	3	Horizontal	35	2.99	-	38.04	37.94	10.02	34.97
PK	10.52G	58.77	74.00	-15.23	12.85	3	Horizontal	320	1.01	-	45.92	39.73	8.00	34.89
PK	15.78G	65.70	74.00	-8.30	12.98	3	Horizontal	35	2.99	-	52.72	37.94	10.02	34.97

802.11a_Nss1,(6Mbps)_4TX

5300MHz_TX

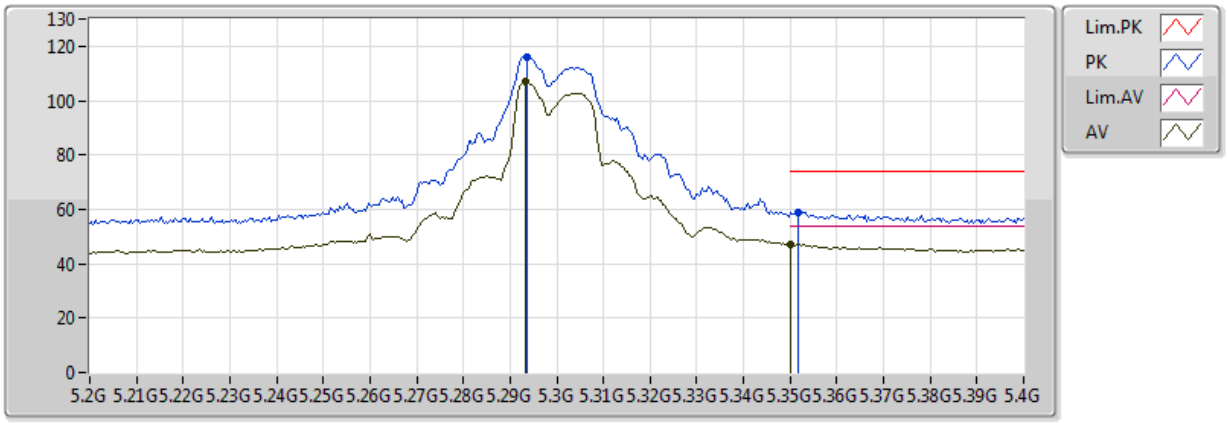

Eut : Z axis

Type	Freq	Level	Limit	Margin	Factor	Dist	Condition	Azimuth	Height	Comments	Raw	AF	CL	PA
	(Hz)	(dBuV/m)	(dBuV/m)	(dB)	(dB)	(m)		(°)	(m)		(dBuV)	(dB)	(dB)	(dB)
AV	5.2932G	106.78	Inf	-Inf	2.87	3	Vertical	144	3.06	-	103.91	31.72	5.64	34.49
AV	5.350005G	47.14	54.00	-6.86	2.90	3	Vertical	144	3.06	-	44.24	31.74	5.65	34.49
PK	5.2936G	116.11	Inf	-Inf	2.87	3	Vertical	144	3.06	-	113.24	31.72	5.64	34.49
PK	5.3516G	58.92	74.00	-15.08	2.90	3	Vertical	144	3.06	-	56.01	31.74	5.65	34.49

802.11a_Nss1,(6Mbps)_4TX

5300MHz_TX

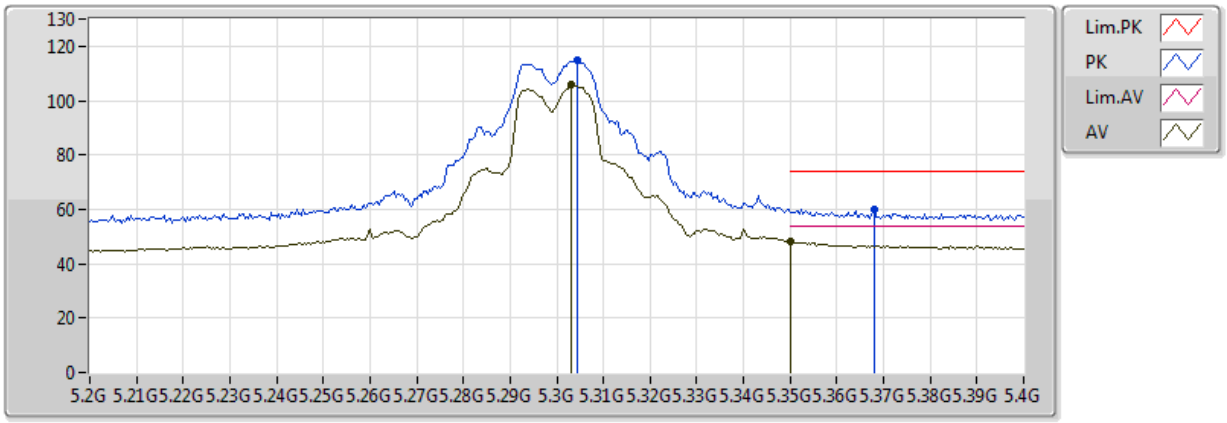

Eut : Z axis

Type	Freq	Level	Limit	Margin	Factor	Dist	Condition	Azimuth	Height	Comments	Raw	AF	CL	PA
	(Hz)	(dBuV/m)	(dBuV/m)	(dB)	(dB)	(m)		(°)	(m)		(dBuV)	(dB)	(dB)	(dB)
AV	5.3032G	105.76	Inf	-Inf	2.87	3	Horizontal	296	1.10	-	102.89	31.72	5.64	34.49
AV	5.350005G	48.10	54.00	-5.90	2.90	3	Horizontal	296	1.10	-	45.20	31.74	5.65	34.49
PK	5.3044G	114.64	Inf	-Inf	2.87	3	Horizontal	296	1.10	-	111.76	31.72	5.64	34.49
PK	5.368G	60.03	74.00	-13.97	2.91	3	Horizontal	296	1.10	-	57.12	31.75	5.65	34.49

802.11a_Nss1,(6Mbps)_4TX

5300MHz_TX

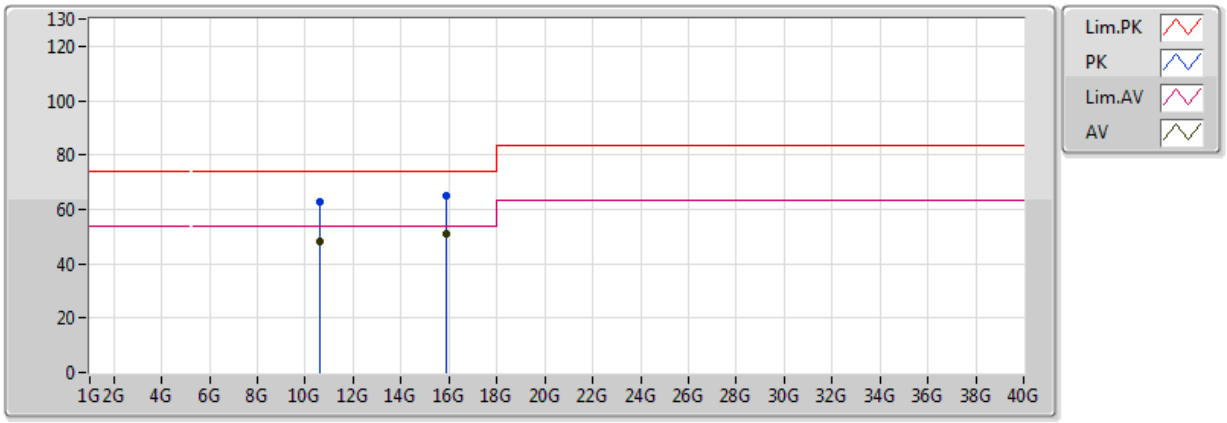

Eut : Z axis

Type	Freq	Level	Limit	Margin	Factor	Dist	Condition	Azimuth	Height	Comments	Raw	AF	CL	PA
	(Hz)	(dBuV/m)	(dBuV/m)	(dB)	(dB)	(m)		(°)	(m)		(dBuV)	(dB)	(dB)	(dB)
AV	10.6G	48.27	54.00	-5.73	13.05	3	Vertical	161	2.92	-	35.22	39.84	8.04	34.83
AV	15.9G	51.00	54.00	-3.00	12.41	3	Vertical	344	1.04	-	38.59	37.48	10.05	35.12
PK	10.6G	62.53	74.00	-11.47	13.05	3	Vertical	161	2.92	-	49.48	39.84	8.04	34.83
PK	15.9G	64.74	74.00	-9.26	12.41	3	Vertical	344	1.04	-	52.33	37.48	10.05	35.12

802.11a_Nss1,(6Mbps)_4TX

5300MHz_TX

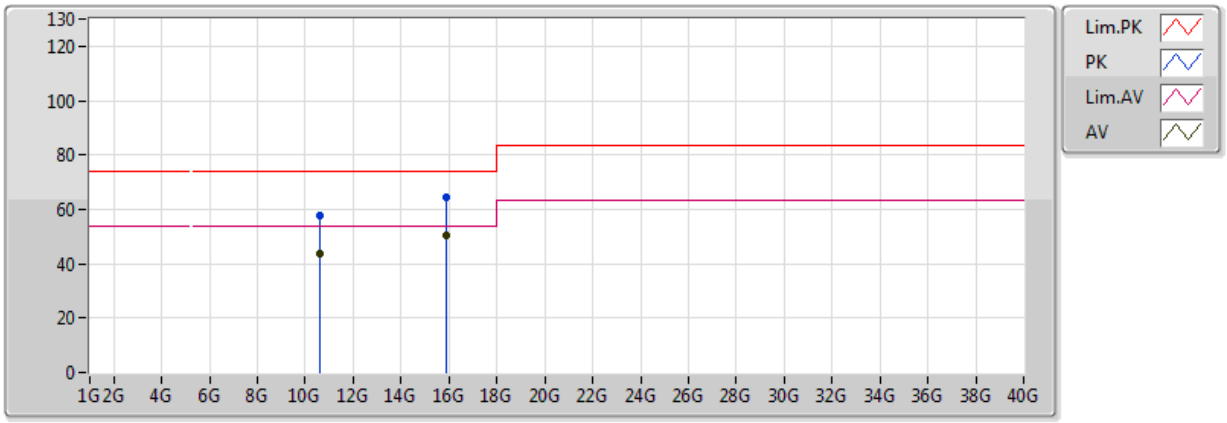

Eut : Z axis

Type	Freq	Level	Limit	Margin	Factor	Dist	Condition	Azimuth	Height	Comments	Raw	AF	CL	PA
	(Hz)	(dBuV/m)	(dBuV/m)	(dB)	(dB)	(m)		(°)	(m)		(dBuV)	(dB)	(dB)	(dB)
AV	10.6G	43.66	54.00	-10.34	13.05	3	Horizontal	311	1.23	-	30.61	39.84	8.04	34.83
AV	15.9G	50.43	54.00	-3.57	12.41	3	Horizontal	309	1.03	-	38.02	37.48	10.05	35.12
PK	10.6G	57.86	74.00	-16.14	13.05	3	Horizontal	311	1.23	-	44.81	39.84	8.04	34.83
PK	15.9G	64.43	74.00	-9.57	12.41	3	Horizontal	309	1.03	-	52.02	37.48	10.05	35.12

802.11a_Nss1,(6Mbps)_4TX

5320MHz_TX

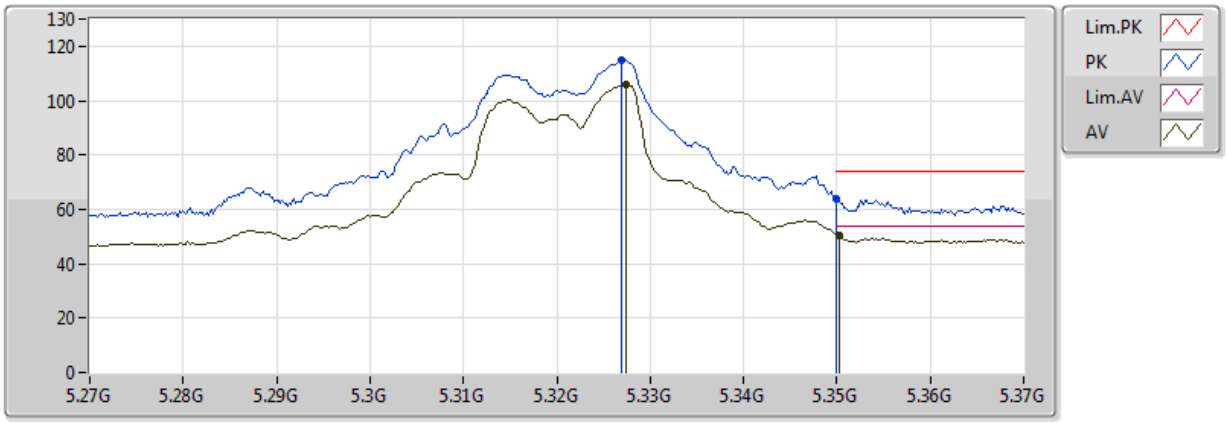

Eut : Z axis

Type	Freq	Level	Limit	Margin	Factor	Dist	Condition	Azimuth	Height	Comments	Raw	AF	CL	PA
	(Hz)	(dBuV/m)	(dBuV/m)	(dB)	(dB)	(m)		(°)	(m)		(dBuV)	(dB)	(dB)	(dB)
AV	5.3274G	105.72	Inf	-Inf	2.89	3	Vertical	161	1.01	-	102.83	31.73	5.65	34.49
AV	5.3502G	50.52	54.00	-3.48	2.90	3	Vertical	161	1.01	-	47.62	31.74	5.65	34.49
PK	5.327G	115.09	Inf	-Inf	2.89	3	Vertical	161	1.01	-	112.20	31.73	5.65	34.49
PK	5.350005G	63.65	74.00	-10.35	2.90	3	Vertical	161	1.01	-	60.75	31.74	5.65	34.49

802.11a_Nss1,(6Mbps)_4TX

5320MHz_TX

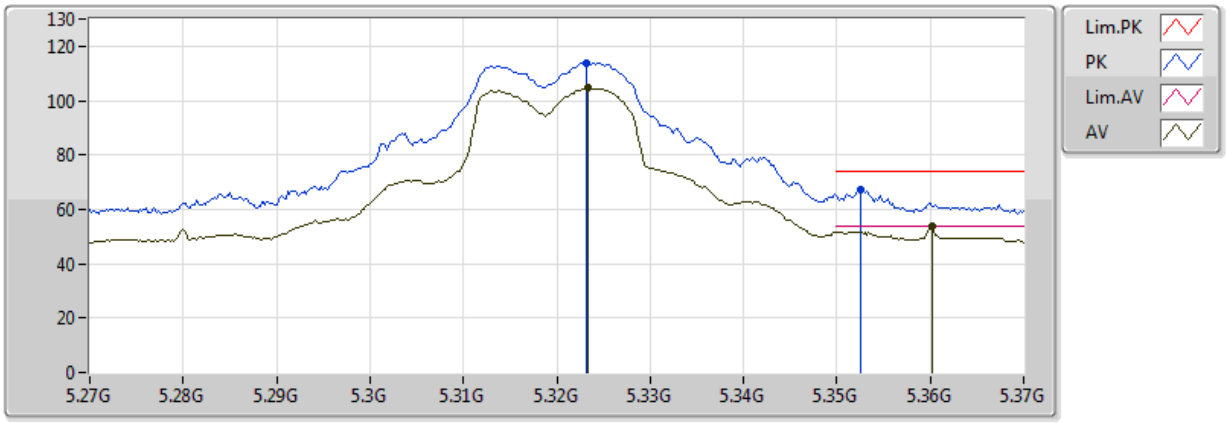

Eut : Z axis

Type	Freq	Level	Limit	Margin	Factor	Dist	Condition	Azimuth	Height	Comments	Raw	AF	CL	PA
	(Hz)	(dBuV/m)	(dBuV/m)	(dB)	(dB)	(m)		(°)	(m)		(dBuV)	(dB)	(dB)	(dB)
AV	5.3234G	104.90	Inf	-Inf	2.88	3	Horizontal	295	1.01	-	102.01	31.73	5.64	34.49
AV	5.3602G	53.86	54.00	-0.14	2.91	3	Horizontal	295	1.01	-	50.95	31.74	5.65	34.49
PK	5.3232G	113.73	Inf	-Inf	2.88	3	Horizontal	295	1.01	-	110.85	31.73	5.64	34.49
PK	5.3526G	67.37	74.00	-6.63	2.90	3	Horizontal	295	1.01	-	64.47	31.74	5.65	34.49

802.11a_Nss1,(6Mbps)_4TX

5320MHz_TX

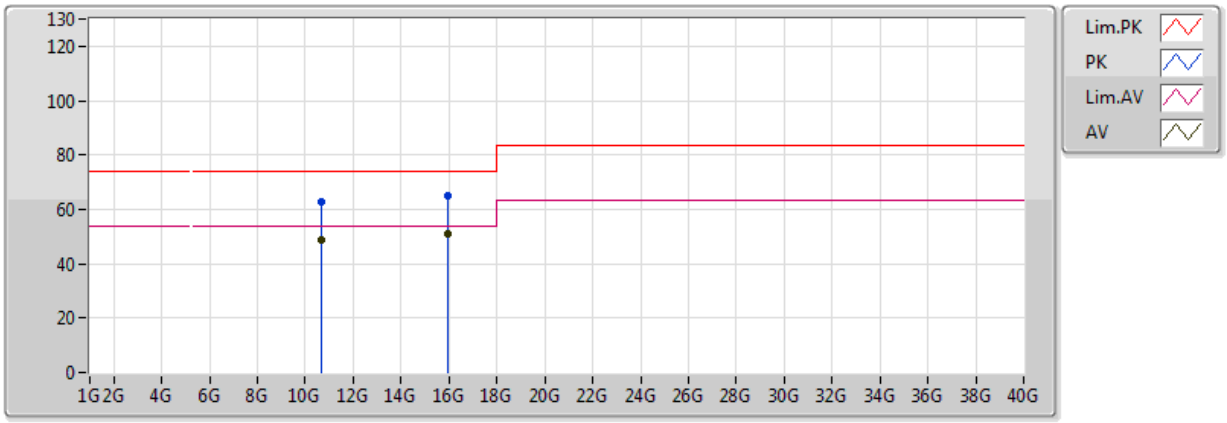

Eut : Z axis

Type	Freq	Level	Limit	Margin	Factor	Dist	Condition	Azimuth	Height	Comments	Raw	AF	CL	PA
	(Hz)	(dBuV/m)	(dBuV/m)	(dB)	(dB)	(m)		(°)	(m)		(dBuV)	(dB)	(dB)	(dB)
AV	10.64G	48.64	54.00	-5.36	13.15	3	Vertical	160	2.88	-	35.49	39.90	8.06	34.80
AV	15.96G	50.97	54.00	-3.03	12.12	3	Vertical	39	3.17	-	38.85	37.25	10.06	35.19
PK	10.64G	62.67	74.00	-11.33	13.15	3	Vertical	160	2.88	-	49.52	39.90	8.06	34.80
PK	15.96G	65.23	74.00	-8.77	12.12	3	Vertical	39	3.17	-	53.11	37.25	10.06	35.19

802.11a_Nss1,(6Mbps)_4TX

5320MHz_TX

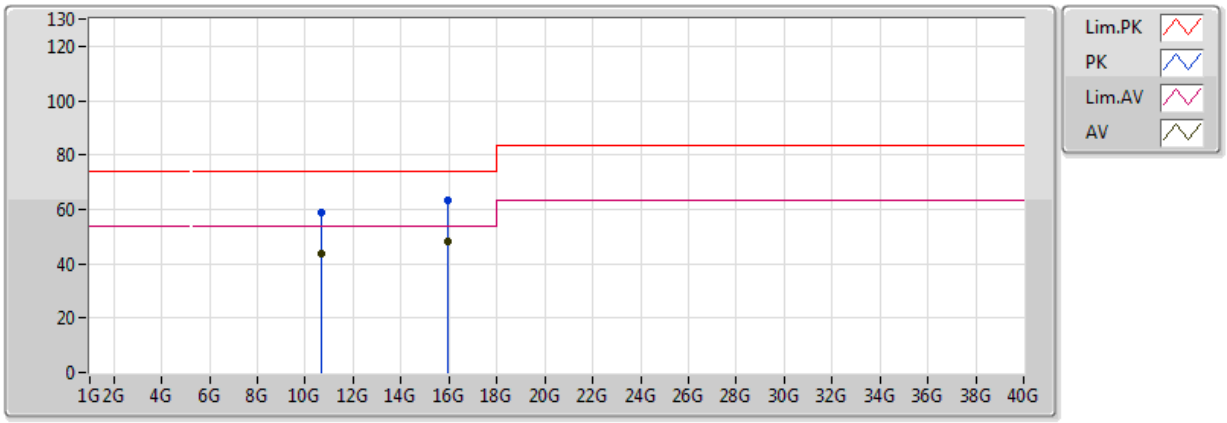

Eut : Z axis

Type	Freq	Level	Limit	Margin	Factor	Dist	Condition	Azimuth	Height	Comments	Raw	AF	CL	PA
	(Hz)	(dBuV/m)	(dBuV/m)	(dB)	(dB)	(m)		(°)	(m)		(dBuV)	(dB)	(dB)	(dB)
AV	10.64G	43.59	54.00	-10.41	13.15	3	Horizontal	333	1.03	-	30.44	39.90	8.06	34.80
AV	15.96G	48.44	54.00	-5.56	12.12	3	Horizontal	324	2.27	-	36.32	37.25	10.06	35.19
PK	10.64G	58.61	74.00	-15.39	13.15	3	Horizontal	333	1.03	-	45.46	39.90	8.06	34.80
PK	15.96G	63.28	74.00	-10.72	12.12	3	Horizontal	324	2.27	-	51.16	37.25	10.06	35.19

802.11a_Nss1,(6Mbps)_4TX

5500MHz_TX

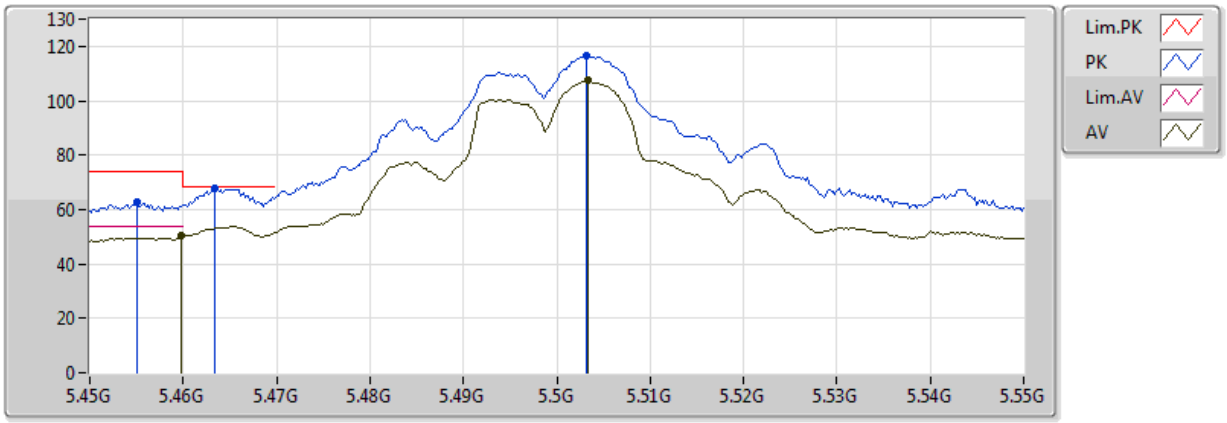

Eut : Z axis

Type	Freq	Level	Limit	Margin	Factor	Dist	Condition	Azimuth	Height	Comments	Raw	AF	CL	PA
	(Hz)	(dBuV/m)	(dBuV/m)	(dB)	(dB)	(m)		(°)	(m)		(dBuV)	(dB)	(dB)	(dB)
AV	5.4598G	50.57	54.00	-3.43	2.96	3	Vertical	166	1.45	-	47.61	31.78	5.67	34.49
AV	5.5034G	107.47	Inf	-Inf	2.99	3	Vertical	166	1.45	-	104.48	31.81	5.67	34.49
PK	5.455G	62.52	74.00	-11.48	2.96	3	Vertical	166	1.45	-	59.56	31.78	5.67	34.49
PK	5.4634G	67.74	68.20	-0.46	2.96	3	Vertical	166	1.45	-	64.77	31.79	5.67	34.49
PK	5.5032G	116.48	Inf	-Inf	2.99	3	Vertical	166	1.45	-	113.50	31.81	5.67	34.49

802.11a_Nss1,(6Mbps)_4TX

5500MHz_TX

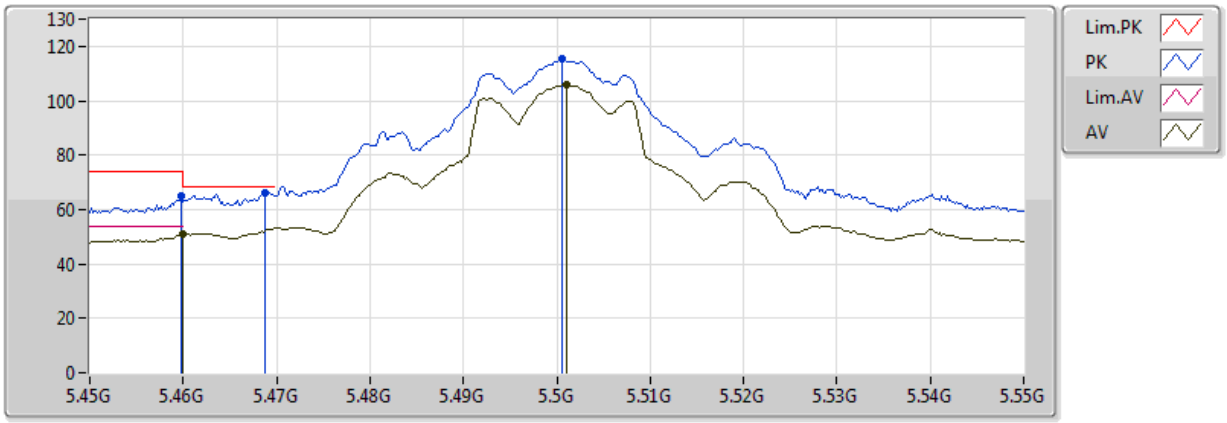

Eut : Z axis

Type	Freq	Level	Limit	Margin	Factor	Dist	Condition	Azimuth	Height	Comments	Raw	AF	CL	PA
	(Hz)	(dBuV/m)	(dBuV/m)	(dB)	(dB)	(m)		(°)	(m)		(dBuV)	(dB)	(dB)	(dB)
AV	5.46G	51.18	54.00	-2.82	2.96	3	Horizontal	315	2.94	-	48.22	31.78	5.67	34.49
AV	5.501G	105.90	Inf	-Inf	2.98	3	Horizontal	315	2.94	-	102.92	31.80	5.67	34.49
PK	5.4598G	64.92	74.00	-9.08	2.96	3	Horizontal	315	2.94	-	61.96	31.78	5.67	34.49
PK	5.4688G	66.40	68.20	-1.80	2.96	3	Horizontal	315	2.94	-	63.43	31.79	5.67	34.49
PK	5.5006G	115.48	Inf	-Inf	2.98	3	Horizontal	315	2.94	-	112.50	31.80	5.67	34.49

802.11a_Nss1,(6Mbps)_4TX

5500MHz_TX

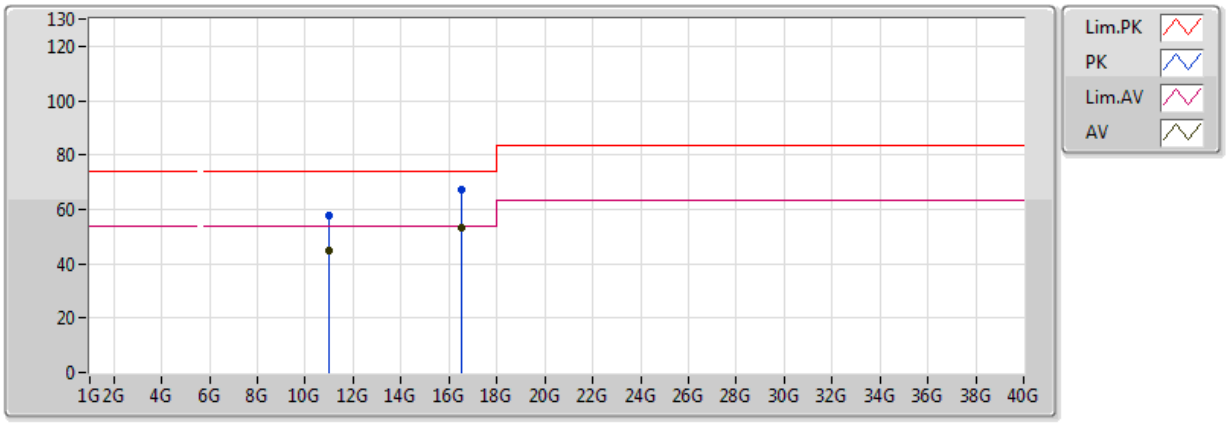

Eut : Z axis

Type	Freq	Level	Limit	Margin	Factor	Dist	Condition	Azimuth	Height	Comments	Raw	AF	CL	PA
	(Hz)	(dBuV/m)	(dBuV/m)	(dB)	(dB)	(m)		(°)	(m)		(dBuV)	(dB)	(dB)	(dB)
AV	11G	44.79	54.00	-9.21	14.08	3	Vertical	228	1.16	-	30.71	40.40	8.22	34.54
AV	16.5G	53.27	54.00	-0.73	14.29	3	Vertical	193	3.20	-	38.98	38.55	10.21	34.48
PK	11G	57.61	74.00	-16.39	14.08	3	Vertical	228	1.16	-	43.53	40.40	8.22	34.54
PK	16.5G	67.45	74.00	-6.55	14.29	3	Vertical	193	3.20	-	53.16	38.55	10.21	34.48

802.11a_Nss1,(6Mbps)_4TX

5500MHz_TX

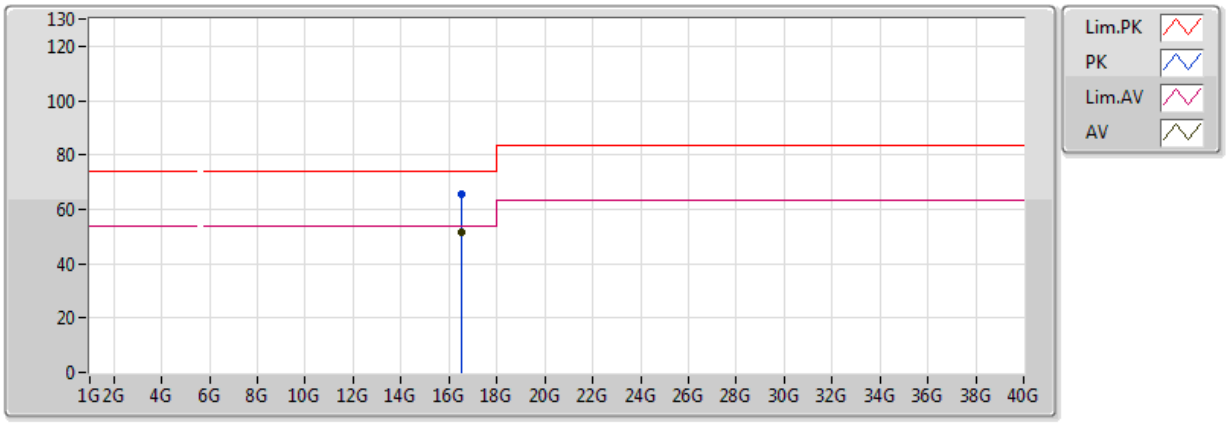

Eut : Z axis

Type	Freq	Level	Limit	Margin	Factor	Dist	Condition	Azimuth	Height	Comments	Raw	AF	CL	PA
	(Hz)	(dBuV/m)	(dBuV/m)	(dB)	(dB)	(m)		(°)	(m)		(dBuV)	(dB)	(dB)	(dB)
AV	16.5G	51.75	54.00	-2.25	14.29	3	Horizontal	321	2.51	-	37.46	38.55	10.21	34.48
PK	16.5G	65.29	74.00	-8.71	14.29	3	Horizontal	321	2.51	-	51.00	38.55	10.21	34.48

802.11a_Nss1,(6Mbps)_4TX

5580MHz_TX

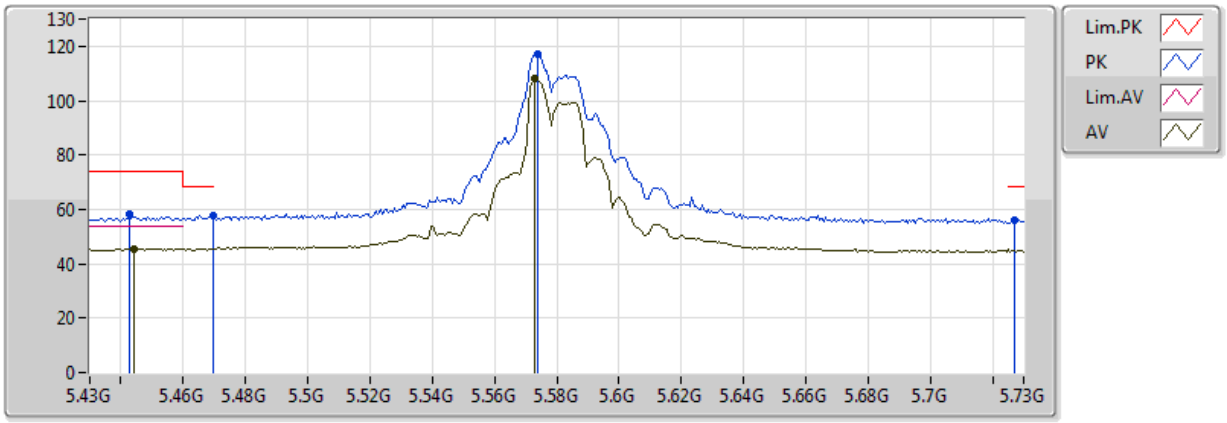

Eut : Z axis

Type	Freq	Level	Limit	Margin	Factor	Dist	Condition	Azimuth	Height	Comments	Raw	AF	CL	PA
	(Hz)	(dBuV/m)	(dBuV/m)	(dB)	(dB)	(m)		(°)	(m)		(dBuV)	(dB)	(dB)	(dB)
AV	5.4444G	45.48	54.00	-8.52	2.95	3	Vertical	149	1.49	-	42.53	31.78	5.66	34.49
AV	5.5728G	108.09	Inf	-Inf	3.13	3	Vertical	149	1.49	-	104.96	31.92	5.72	34.50
PK	5.4426G	58.45	74.00	-15.55	2.95	3	Vertical	149	1.49	-	55.50	31.78	5.66	34.49
PK	5.4696G	57.83	68.20	-10.37	2.96	3	Vertical	149	1.49	-	54.87	31.79	5.67	34.49
PK	5.574G	117.23	Inf	-Inf	3.14	3	Vertical	149	1.49	-	114.09	31.92	5.72	34.50
PK	5.727G	55.98	68.20	-12.22	3.45	3	Vertical	149	1.49	-	52.53	32.16	5.83	34.55

802.11a_Nss1,(6Mbps)_4TX

5580MHz_TX

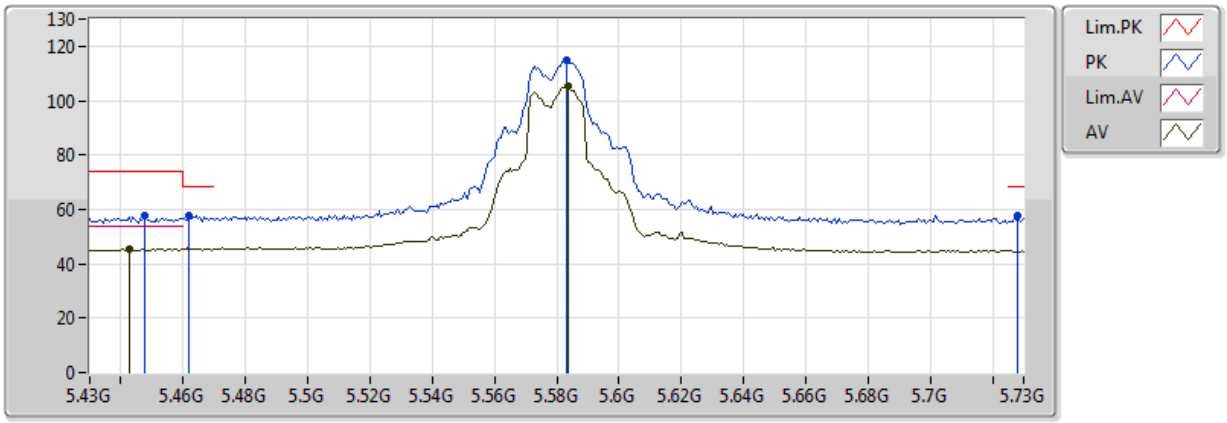

Eut : Z axis

Type	Freq	Level	Limit	Margin	Factor	Dist	Condition	Azimuth	Height	Comments	Raw	AF	CL	PA
	(Hz)	(dBuV/m)	(dBuV/m)	(dB)	(dB)	(m)		(°)	(m)		(dBuV)	(dB)	(dB)	(dB)
AV	5.4426G	45.53	54.00	-8.47	2.95	3	Horizontal	320	3.13	-	42.58	31.78	5.66	34.49
AV	5.5836G	105.43	Inf	-Inf	3.16	3	Horizontal	320	3.13	-	102.27	31.93	5.73	34.51
PK	5.4474G	57.70	74.00	-16.30	2.95	3	Horizontal	320	3.13	-	54.75	31.78	5.66	34.49
PK	5.4618G	57.77	68.20	-10.43	2.96	3	Horizontal	320	3.13	-	54.81	31.78	5.67	34.49
PK	5.583G	114.76	Inf	-Inf	3.15	3	Horizontal	320	3.13	-	111.60	31.93	5.73	34.51
PK	5.7282G	57.47	68.20	-10.73	3.45	3	Horizontal	320	3.13	-	54.02	32.17	5.83	34.55

802.11a_Nss1,(6Mbps)_4TX

5580MHz_TX

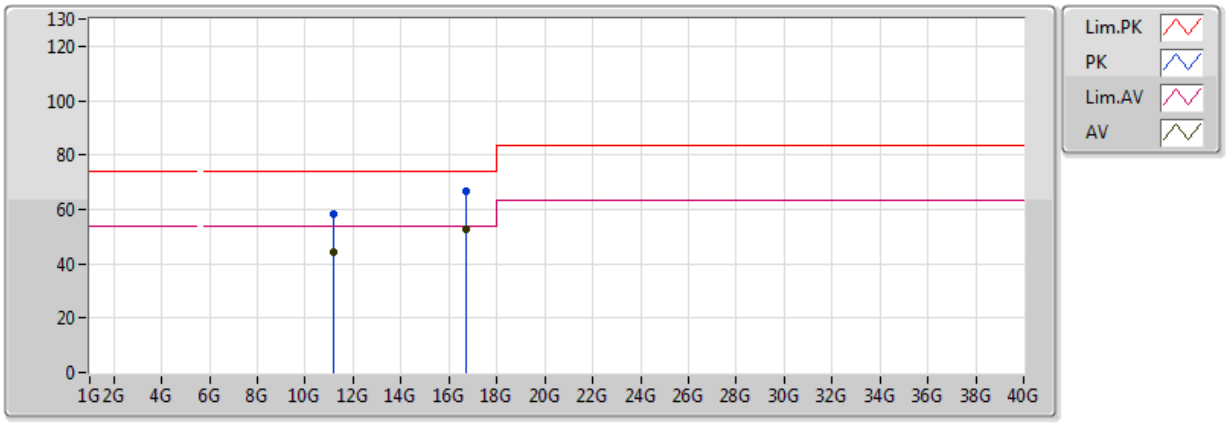

Eut : Z axis

Type	Freq	Level	Limit	Margin	Factor	Dist	Condition	Azimuth	Height	Comments	Raw	AF	CL	PA
	(Hz)	(dBuV/m)	(dBuV/m)	(dB)	(dB)	(m)		(°)	(m)		(dBuV)	(dB)	(dB)	(dB)
AV	11.16G	44.38	54.00	-9.62	13.86	3	Vertical	228	2.23	-	30.52	40.18	8.26	34.58
AV	16.74G	52.88	54.00	-1.12	15.42	3	Vertical	31	3.69	-	37.46	39.25	10.28	34.11
PK	11.16G	58.28	74.00	-15.72	13.86	3	Vertical	228	2.23	-	44.42	40.18	8.26	34.58
PK	16.74G	66.61	74.00	-7.39	15.42	3	Vertical	31	3.69	-	51.19	39.25	10.28	34.11

802.11a_Nss1,(6Mbps)_4TX

5580MHz_TX

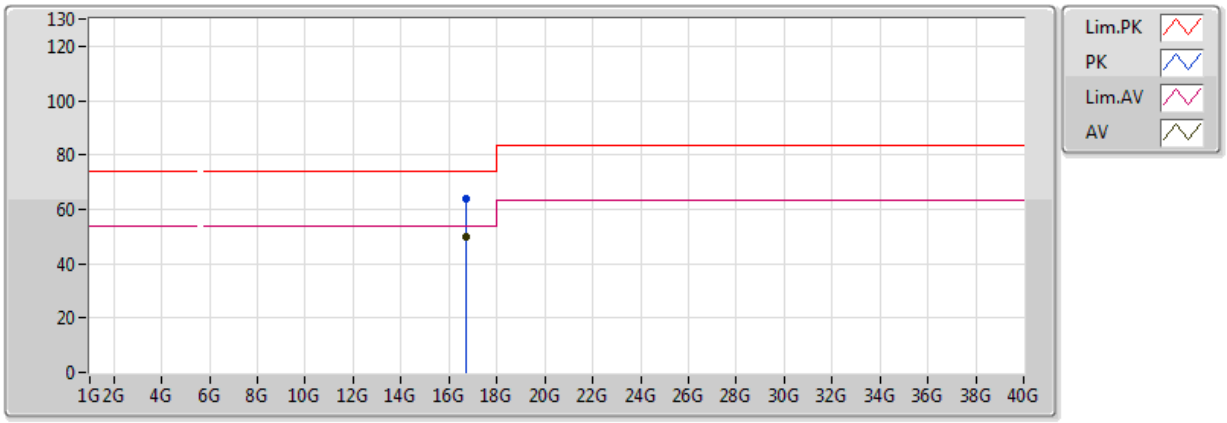

Eut : Z axis

Type	Freq	Level	Limit	Margin	Factor	Dist	Condition	Azimuth	Height	Comments	Raw	AF	CL	PA
	(Hz)	(dBuV/m)	(dBuV/m)	(dB)	(dB)	(m)		(°)	(m)		(dBuV)	(dB)	(dB)	(dB)
AV	16.74G	50.07	54.00	-3.93	15.42	3	Horizontal	317	2.18	-	34.65	39.25	10.28	34.11
PK	16.74G	63.80	74.00	-10.20	15.42	3	Horizontal	317	2.18	-	48.38	39.25	10.28	34.11

802.11a_Nss1,(6Mbps)_4TX

5700MHz_TX

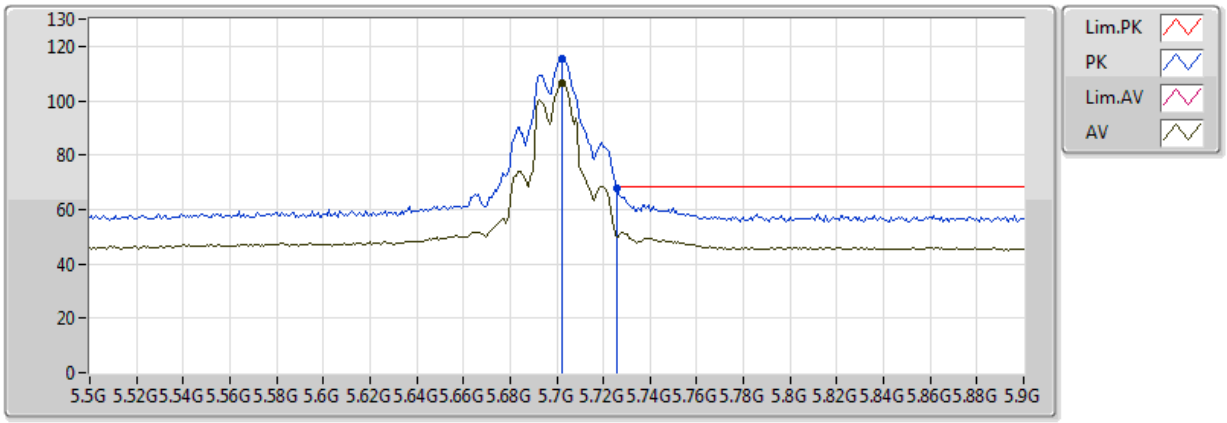

Eut : Z axis

Type	Freq	Level	Limit	Margin	Factor	Dist	Condition	Azimuth	Height	Comments	Raw	AF	CL	PA
	(Hz)	(dBuV/m)	(dBuV/m)	(dB)	(dB)	(m)		(°)	(m)		(dBuV)	(dB)	(dB)	(dB)
AV	5.7024G	106.21	Inf	-Inf	3.40	3	Vertical	166	2.10	-	102.82	32.12	5.81	34.54
PK	5.7024G	115.65	Inf	-Inf	3.40	3	Vertical	166	2.10	-	112.26	32.12	5.81	34.54
PK	5.7256G	67.61	68.20	-0.59	3.45	3	Vertical	166	2.10	-	64.17	32.16	5.83	34.55

802.11a_Nss1,(6Mbps)_4TX

5700MHz_TX

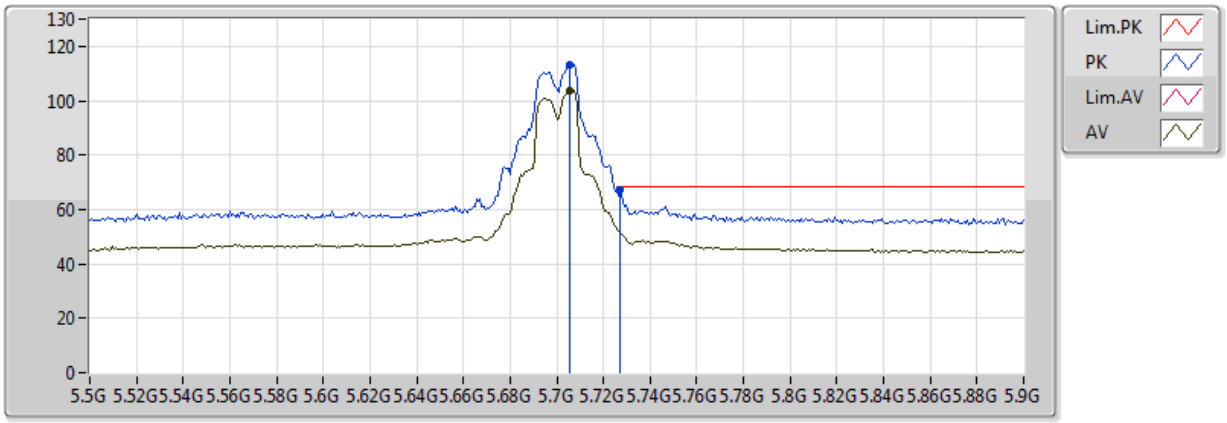

Eut : Z axis

Type	Freq	Level	Limit	Margin	Factor	Dist	Condition	Azimuth	Height	Comments	Raw	AF	CL	PA
	(Hz)	(dBuV/m)	(dBuV/m)	(dB)	(dB)	(m)		(°)	(m)		(dBuV)	(dB)	(dB)	(dB)
AV	5.7056G	103.82	Inf	-Inf	3.40	3	Horizontal	289	1.33	-	100.42	32.13	5.81	34.54
PK	5.7056G	113.09	Inf	-Inf	3.40	3	Horizontal	289	1.33	-	109.68	32.13	5.81	34.54
PK	5.7272G	67.03	68.20	-1.17	3.45	3	Horizontal	289	1.33	-	63.58	32.16	5.83	34.55

802.11a_Nss1,(6Mbps)_4TX

5700MHz_TX

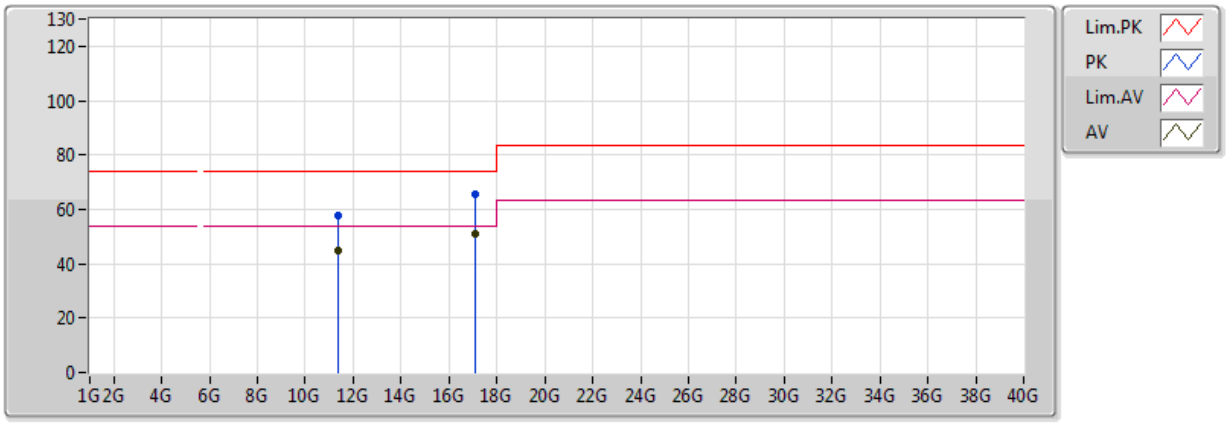

Eut : Z axis

Type	Freq	Level	Limit	Margin	Factor	Dist	Condition	Azimuth	Height	Comments	Raw	AF	CL	PA
	(Hz)	(dBuV/m)	(dBuV/m)	(dB)	(dB)	(m)		(°)	(m)		(dBuV)	(dB)	(dB)	(dB)
AV	11.4G	44.82	54.00	-9.18	13.53	3	Vertical	359	2.55	-	31.29	39.84	8.33	34.64
AV	17.1G	51.15	54.00	-2.85	17.33	3	Vertical	19	3.12	-	33.82	40.68	10.41	33.76
PK	11.4G	57.92	74.00	-16.08	13.53	3	Vertical	359	2.55	-	44.39	39.84	8.33	34.64
PK	17.1G	65.33	74.00	-8.67	17.33	3	Vertical	19	3.12	-	48.00	40.68	10.41	33.76

802.11a_Nss1,(6Mbps)_4TX

5700MHz_TX

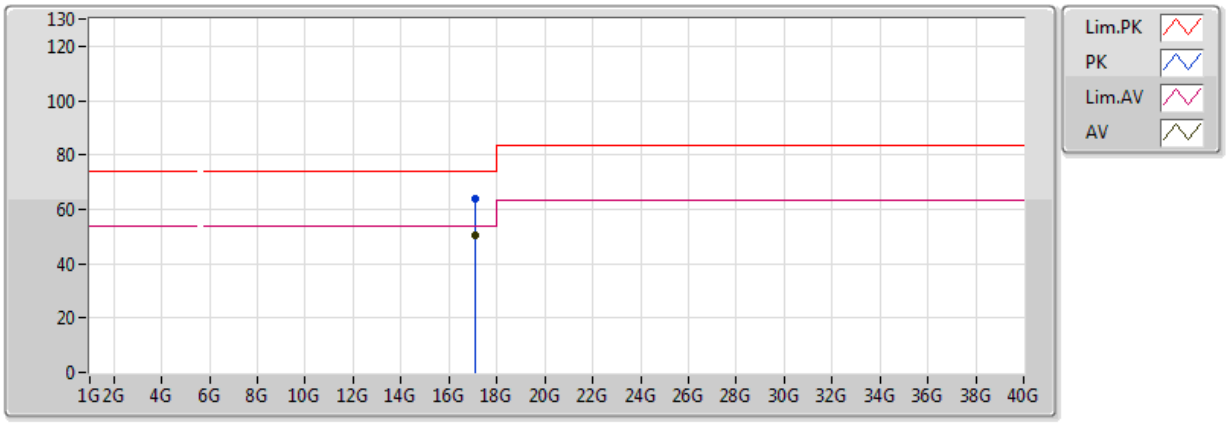

Eut : Z axis

Type	Freq	Level	Limit	Margin	Factor	Dist	Condition	Azimuth	Height	Comments	Raw	AF	CL	PA
	(Hz)	(dBuV/m)	(dBuV/m)	(dB)	(dB)	(m)		(°)	(m)		(dBuV)	(dB)	(dB)	(dB)
AV	17.1G	50.60	54.00	-3.40	17.33	3	Horizontal	17	3.69	-	33.27	40.68	10.41	33.76
PK	17.1G	63.90	74.00	-10.10	17.33	3	Horizontal	17	3.69	-	46.57	40.68	10.41	33.76

802.11a_Nss1,(6Mbps)_4TX

5720MHz Straddle 5.47-5.725GHz_TX

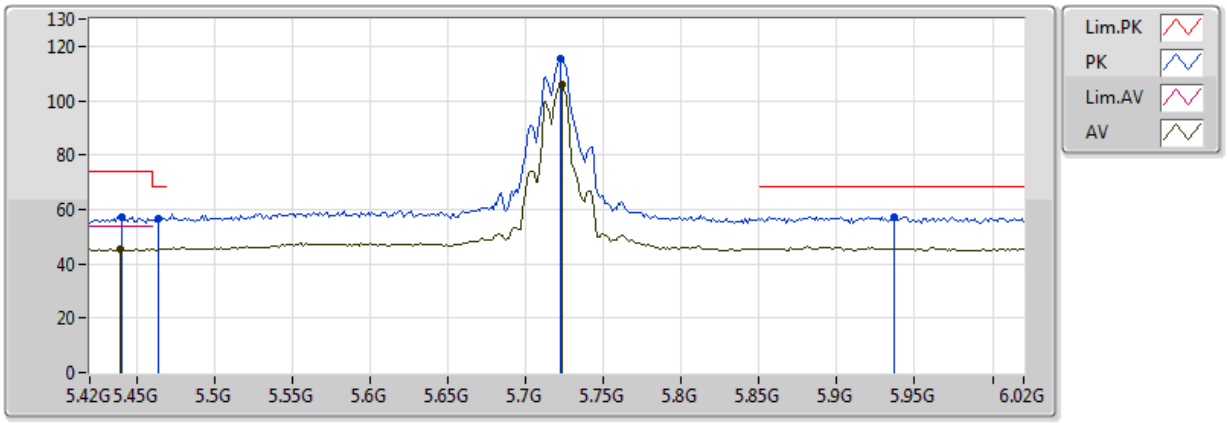

Eut : Z axis

Type	Freq	Level	Limit	Margin	Factor	Dist	Condition	Azimuth	Height	Comments	Raw	AF	CL	PA
	(Hz)	(dBuV/m)	(dBuV/m)	(dB)	(dB)	(m)		(°)	(m)		(dBuV)	(dB)	(dB)	(dB)
AV	5.4392G	45.38	54.00	-8.62	2.95	3	Vertical	166	2.17	-	42.43	31.78	5.66	34.49
AV	5.7236G	106.10	Inf	-Inf	3.44	3	Vertical	166	2.17	-	102.66	32.16	5.83	34.54
PK	5.4404G	57.41	74.00	-16.59	2.95	3	Vertical	166	2.17	-	54.46	31.78	5.66	34.49
PK	5.4644G	56.49	68.20	-11.71	2.96	3	Vertical	166	2.17	-	53.53	31.79	5.67	34.49
PK	5.7224G	115.50	Inf	-Inf	3.44	3	Vertical	166	2.17	-	112.06	32.16	5.83	34.54
PK	5.9372G	57.42	68.20	-10.78	3.89	3	Vertical	166	2.17	-	53.53	32.50	5.99	34.60

802.11a_Nss1,(6Mbps)_4TX

5720MHz Straddle 5.47-5.725GHz_TX

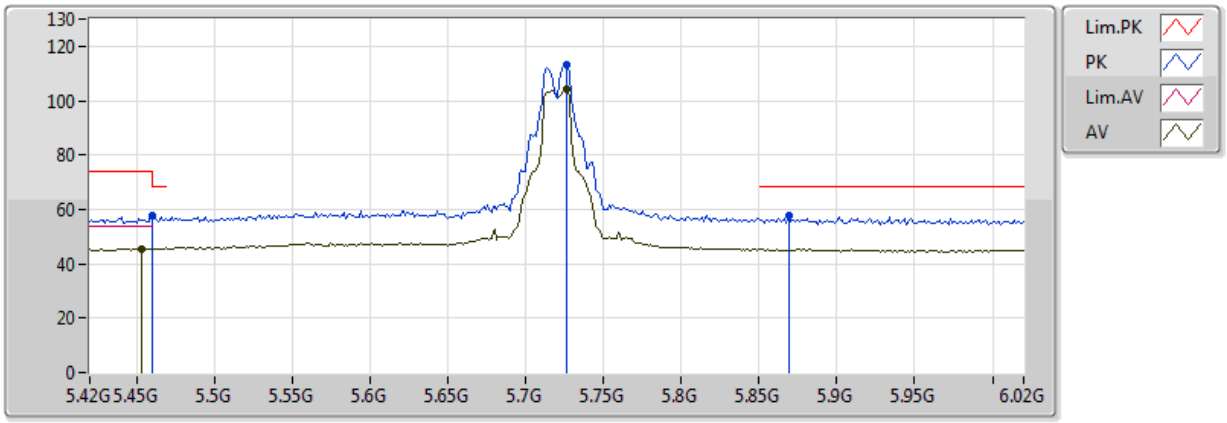

Eut : Z axis

Type	Freq	Level	Limit	Margin	Factor	Dist	Condition	Azimuth	Height	Comments	Raw	AF	CL	PA
	(Hz)	(dBuV/m)	(dBuV/m)	(dB)	(dB)	(m)		(°)	(m)		(dBuV)	(dB)	(dB)	(dB)
AV	5.4536G	45.46	54.00	-8.54	2.96	3	Horizontal	285	1.18	-	42.50	31.78	5.67	34.49
AV	5.726G	104.01	Inf	-Inf	3.45	3	Horizontal	285	1.18	-	100.56	32.16	5.83	34.55
PK	5.459995G	57.72	74.00	-16.28	2.96	3	Horizontal	285	1.18	-	54.76	31.78	5.67	34.49
PK	5.460005G	57.72	68.20	-10.48	2.96	3	Horizontal	285	1.18	-	54.76	31.78	5.67	34.49
PK	5.726G	113.17	Inf	-Inf	3.45	3	Horizontal	285	1.18	-	109.72	32.16	5.83	34.55
PK	5.8688G	57.51	68.20	-10.69	3.75	3	Horizontal	285	1.18	-	53.77	32.39	5.94	34.58

802.11a_Nss1,(6Mbps)_4TX

5720MHz Straddle 5.47-5.725GHz_TX

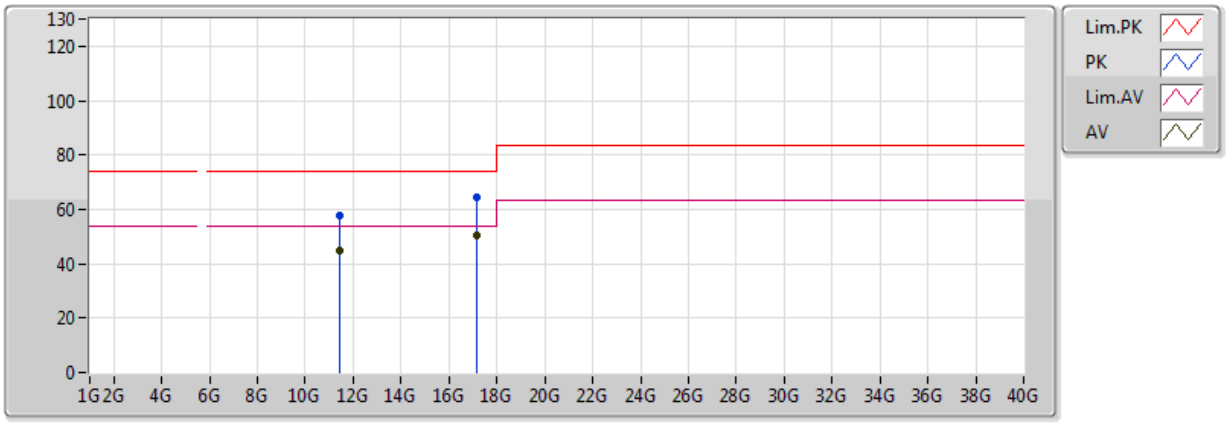

Eut : Z axis

Type	Freq	Level	Limit	Margin	Factor	Dist	Condition	Azimuth	Height	Comments	Raw	AF	CL	PA
	(Hz)	(dBuV/m)	(dBuV/m)	(dB)	(dB)	(m)		(°)	(m)		(dBuV)	(dB)	(dB)	(dB)
AV	11.44G	44.85	54.00	-9.15	13.48	3	Vertical	78	3.60	-	31.37	39.78	8.34	34.65
AV	17.16G	50.52	54.00	-3.48	17.73	3	Vertical	28	3.20	-	32.79	41.09	10.44	33.79
PK	11.44G	57.83	74.00	-16.17	13.48	3	Vertical	78	3.60	-	44.35	39.78	8.34	34.65
PK	17.16G	64.44	74.00	-9.56	17.73	3	Vertical	28	3.20	-	46.71	41.09	10.44	33.79

802.11a_Nss1,(6Mbps)_4TX

5720MHz Straddle 5.47-5.725GHz_TX

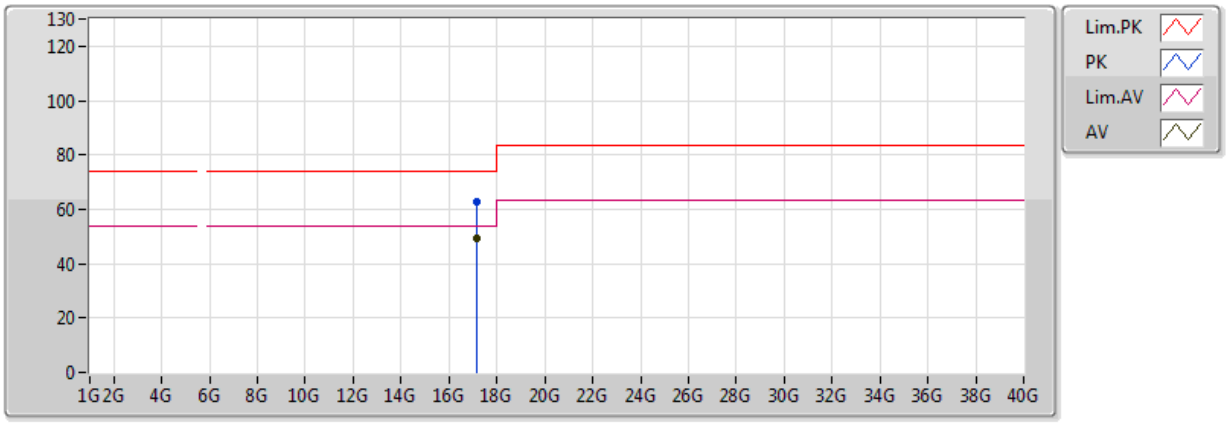

Eut : Z axis

Type	Freq	Level	Limit	Margin	Factor	Dist	Condition	Azimuth	Height	Comments	Raw	AF	CL	PA
	(Hz)	(dBuV/m)	(dBuV/m)	(dB)	(dB)	(m)		(°)	(m)		(dBuV)	(dB)	(dB)	(dB)
AV	17.16G	49.44	54.00	-4.56	17.73	3	Horizontal	39	3.23	-	31.71	41.09	10.44	33.79
PK	17.16G	62.91	74.00	-11.09	17.73	3	Horizontal	39	3.23	-	45.18	41.09	10.44	33.79

802.11a_Nss1,(6Mbps)_4TX

5745MHz_TX

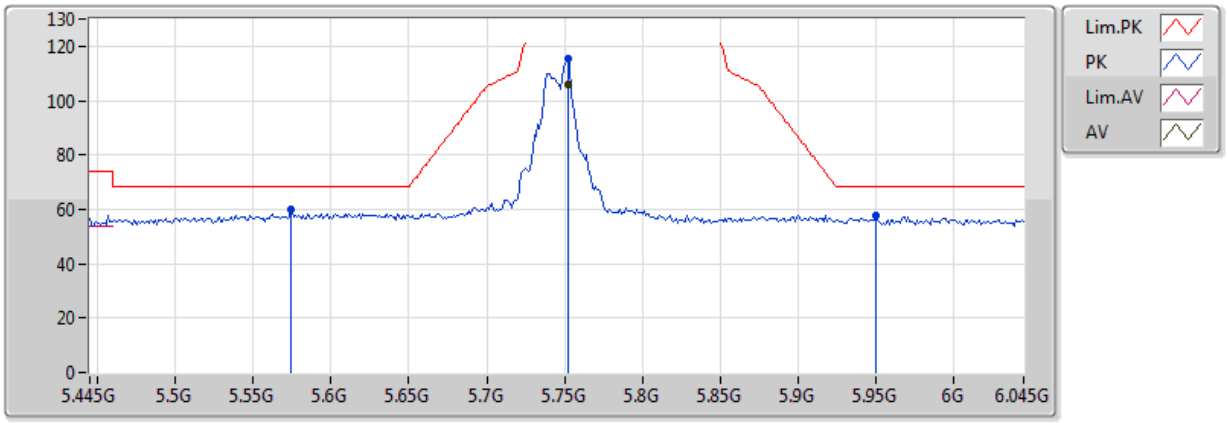

Eut : Z axis

Type	Freq	Level	Limit	Margin	Factor	Dist	Condition	Azimuth	Height	Comments	Raw	AF	CL	PA
	(Hz)	(dBuV/m)	(dBuV/m)	(dB)	(dB)	(m)		(°)	(m)		(dBuV)	(dB)	(dB)	(dB)
AV	5.7522G	106.17	Inf	-Inf	3.50	3	Vertical	156	2.24	-	102.66	32.20	5.85	34.55
PK	5.5746G	60.03	68.20	-8.17	3.14	3	Vertical	156	2.24	-	56.89	31.92	5.72	34.50
PK	5.7522G	115.19	Inf	-Inf	3.50	3	Vertical	156	2.24	-	111.69	32.20	5.85	34.55
PK	5.9502G	57.86	68.20	-10.34	3.92	3	Vertical	156	2.24	-	53.95	32.52	6.00	34.60

802.11a_Nss1,(6Mbps)_4TX

5745MHz_TX

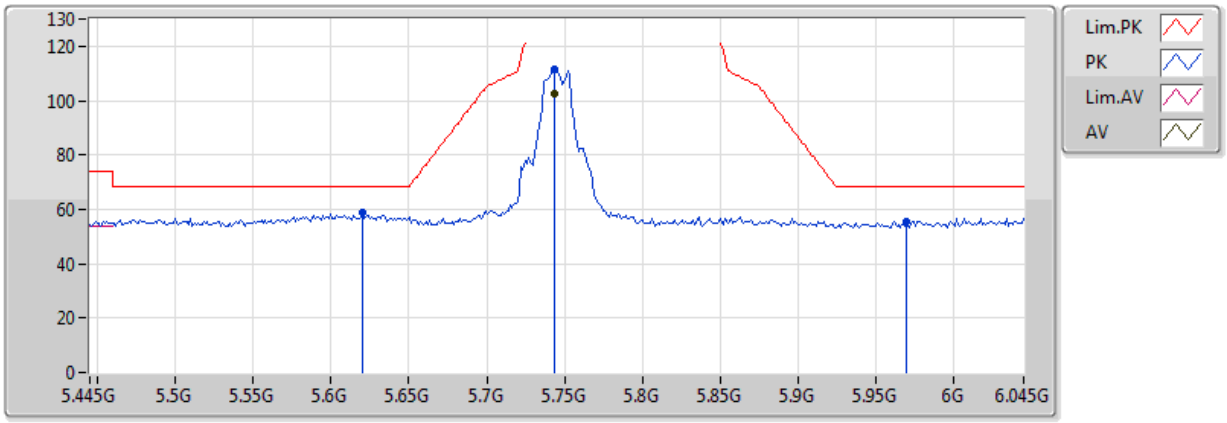

Eut : Z axis

Type	Freq	Level	Limit	Margin	Factor	Dist	Condition	Azimuth	Height	Comments	Raw	AF	CL	PA
	(Hz)	(dBuV/m)	(dBuV/m)	(dB)	(dB)	(m)		(°)	(m)		(dBuV)	(dB)	(dB)	(dB)
AV	5.7438G	102.46	Inf	-Inf	3.49	3	Horizontal	265	3.56	-	98.97	32.19	5.85	34.55
PK	5.6202G	58.56	68.20	-9.64	3.23	3	Horizontal	265	3.56	-	55.32	31.99	5.75	34.52
PK	5.7438G	111.35	Inf	-Inf	3.49	3	Horizontal	265	3.56	-	107.87	32.19	5.85	34.55
PK	5.9694G	55.56	68.20	-12.64	3.96	3	Horizontal	265	3.56	-	51.60	32.55	6.01	34.60

802.11a_Nss1,(6Mbps)_4TX

5745MHz_TX

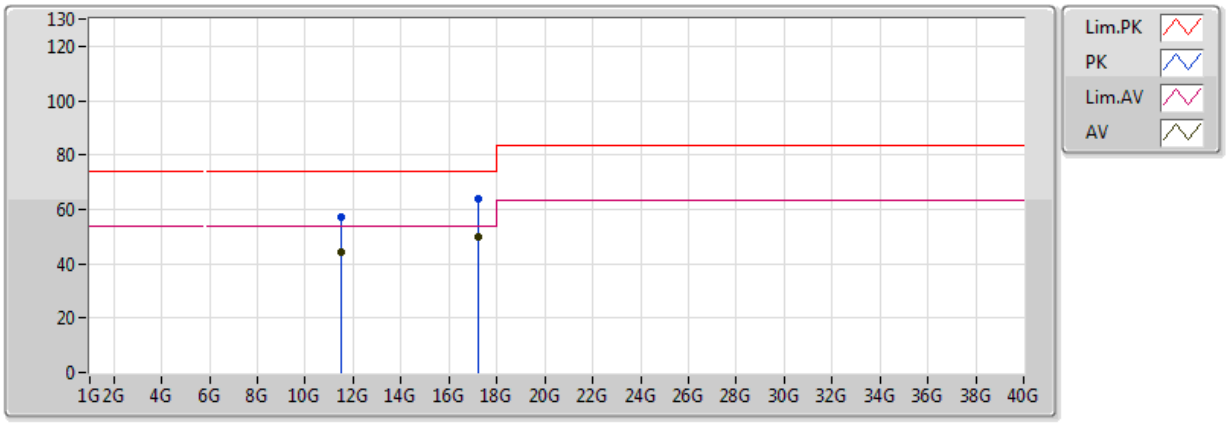

Eut : Z axis

Type	Freq	Level	Limit	Margin	Factor	Dist	Condition	Azimuth	Height	Comments	Raw	AF	CL	PA
	(Hz)	(dBuV/m)	(dBuV/m)	(dB)	(dB)	(m)		(°)	(m)		(dBuV)	(dB)	(dB)	(dB)
AV	11.49G	44.09	54.00	-9.91	13.41	3	Vertical	111	3.67	-	30.68	39.71	8.35	34.66
AV	17.235G	49.81	54.00	-4.19	18.24	3	Vertical	177	3.03	-	31.57	41.60	10.47	33.83
PK	11.49G	56.97	74.00	-17.03	13.41	3	Vertical	111	3.67	-	43.56	39.71	8.35	34.66
PK	17.235G	63.79	74.00	-10.21	18.24	3	Vertical	177	3.03	-	45.55	41.60	10.47	33.83

802.11a_Nss1,(6Mbps)_4TX

5745MHz_TX

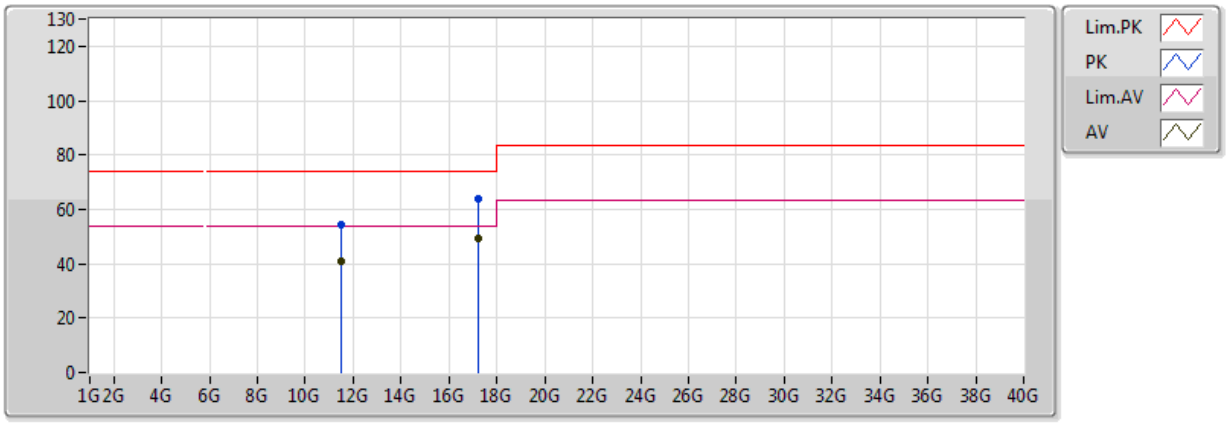

Eut : Z axis

Type	Freq	Level	Limit	Margin	Factor	Dist	Condition	Azimuth	Height	Comments	Raw	AF	CL	PA
	(Hz)	(dBuV/m)	(dBuV/m)	(dB)	(dB)	(m)		(°)	(m)		(dBuV)	(dB)	(dB)	(dB)
AV	11.49G	40.91	54.00	-13.09	13.41	3	Horizontal	350	3.30	-	27.51	39.71	8.35	34.66
AV	17.235G	49.50	54.00	-4.50	18.24	3	Horizontal	35	3.28	-	31.26	41.60	10.47	33.83
PK	11.49G	54.16	74.00	-19.84	13.41	3	Horizontal	350	3.30	-	40.75	39.71	8.35	34.66
PK	17.235G	64.01	74.00	-9.99	18.24	3	Horizontal	35	3.28	-	45.77	41.60	10.47	33.83

802.11a_Nss1,(6Mbps)_4TX

5785MHz_TX

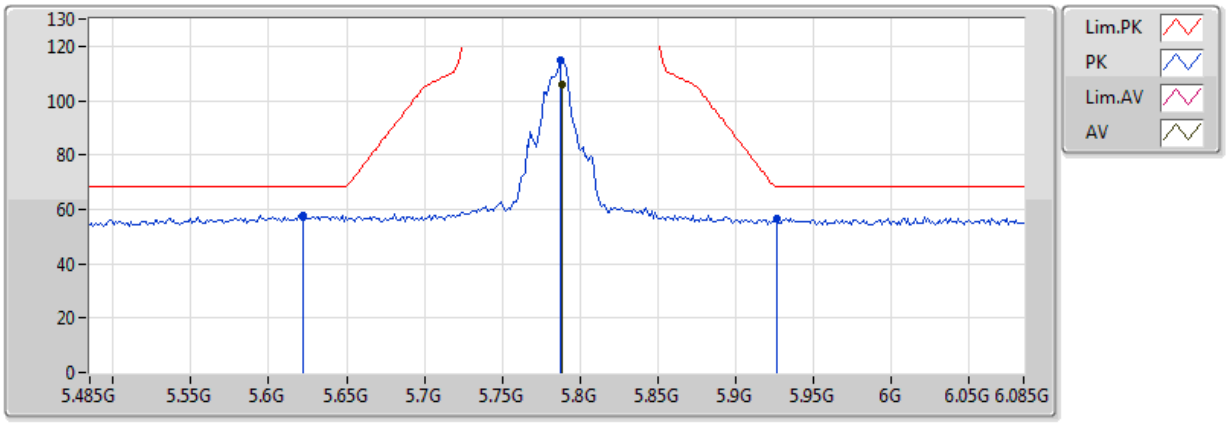

Eut : Z axis

Type	Freq	Level	Limit	Margin	Factor	Dist	Condition	Azimuth	Height	Comments	Raw	AF	CL	PA
	(Hz)	(dBuV/m)	(dBuV/m)	(dB)	(dB)	(m)		(°)	(m)		(dBuV)	(dB)	(dB)	(dB)
AV	5.7886G	105.91	Inf	-Inf	3.58	3	Vertical	344	1.28	-	102.33	32.26	5.88	34.56
PK	5.6218G	57.58	68.20	-10.62	3.23	3	Vertical	344	1.28	-	54.35	31.99	5.76	34.52
PK	5.7874G	114.61	Inf	-Inf	3.58	3	Vertical	344	1.28	-	111.03	32.26	5.88	34.56
PK	5.9266G	56.53	68.20	-11.67	3.87	3	Vertical	344	1.28	-	52.67	32.48	5.98	34.60

802.11a_Nss1,(6Mbps)_4TX

5785MHz_TX

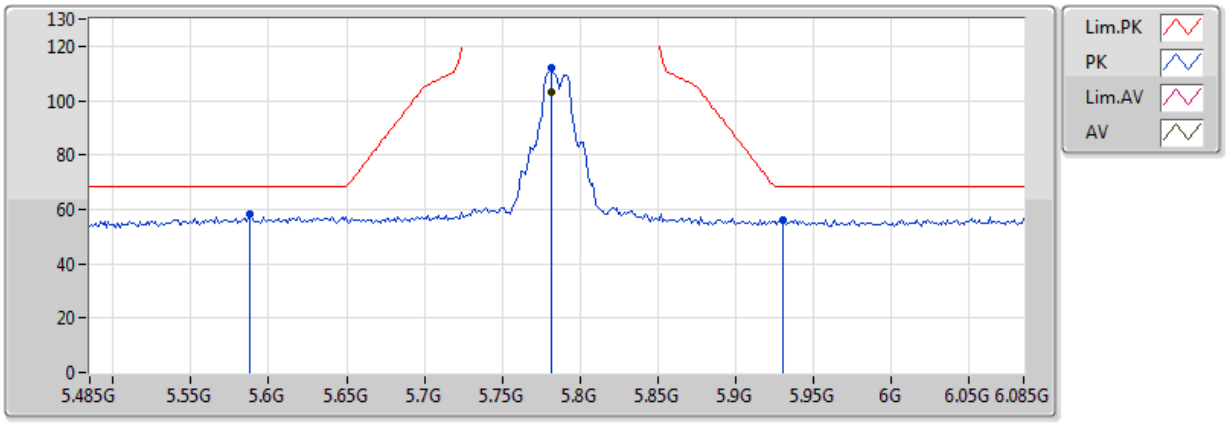

Eut : Z axis

Type	Freq	Level	Limit	Margin	Factor	Dist	Condition	Azimuth	Height	Comments	Raw	AF	CL	PA
	(Hz)	(dBuV/m)	(dBuV/m)	(dB)	(dB)	(m)		(°)	(m)		(dBuV)	(dB)	(dB)	(dB)
AV	5.7814G	102.89	Inf	-Inf	3.57	3	Horizontal	121	2.28	-	99.33	32.25	5.88	34.56
PK	5.5882G	58.03	68.20	-10.17	3.17	3	Horizontal	121	2.28	-	54.86	31.94	5.73	34.51
PK	5.7814G	111.95	Inf	-Inf	3.57	3	Horizontal	121	2.28	-	108.38	32.25	5.88	34.56
PK	5.9302G	56.13	68.20	-12.07	3.87	3	Horizontal	121	2.28	-	52.26	32.49	5.98	34.60

802.11a_Nss1,(6Mbps)_4TX

5785MHz_TX

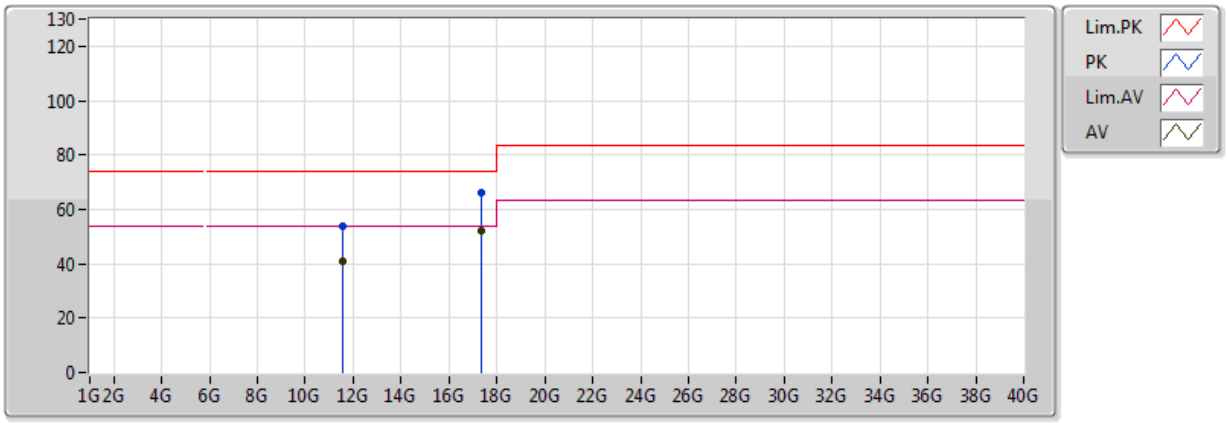

Eut : Z axis

Type	Freq	Level	Limit	Margin	Factor	Dist	Condition	Azimuth	Height	Comments	Raw	AF	CL	PA
	(Hz)	(dBuV/m)	(dBuV/m)	(dB)	(dB)	(m)		(°)	(m)		(dBuV)	(dB)	(dB)	(dB)
AV	11.57G	40.83	54.00	-13.17	13.30	3	Vertical	121	3.51	-	27.53	39.60	8.37	34.68
AV	17.355G	51.99	54.00	-2.01	19.06	3	Vertical	307	2.01	-	32.93	42.41	10.53	33.88
PK	11.57G	53.81	74.00	-20.19	13.30	3	Vertical	121	3.51	-	40.51	39.60	8.37	34.68
PK	17.355G	66.26	74.00	-7.74	19.06	3	Vertical	307	2.01	-	47.20	42.41	10.53	33.88

802.11a_Nss1,(6Mbps)_4TX

5785MHz_TX

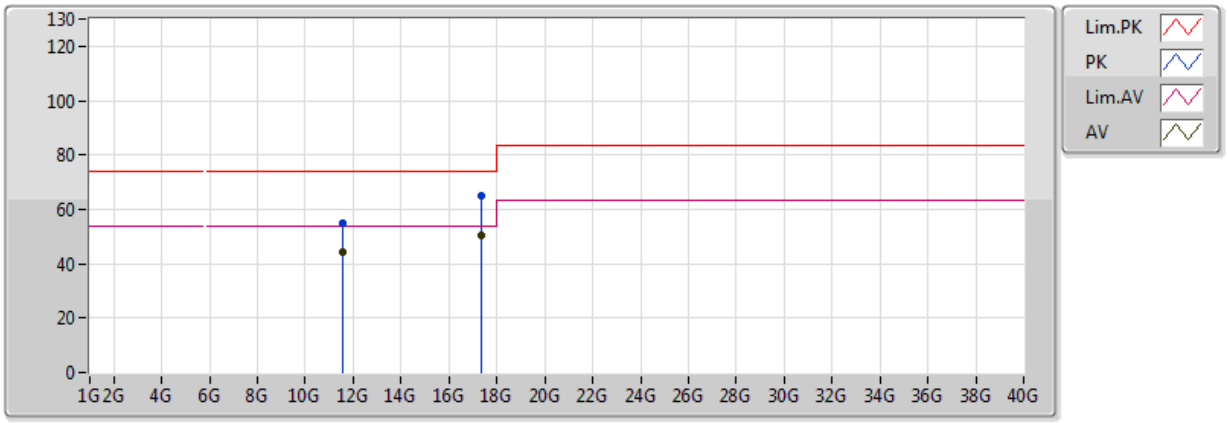

Eut : Z axis

Type	Freq	Level	Limit	Margin	Factor	Dist	Condition	Azimuth	Height	Comments	Raw	AF	CL	PA
	(Hz)	(dBuV/m)	(dBuV/m)	(dB)	(dB)	(m)		(°)	(m)		(dBuV)	(dB)	(dB)	(dB)
AV	11.57G	44.25	54.00	-9.75	13.30	3	Horizontal	103	3.60	-	30.95	39.60	8.37	34.68
AV	17.355G	50.56	54.00	-3.44	19.06	3	Horizontal	43	2.81	-	31.50	42.41	10.53	33.88
PK	11.57G	55.02	74.00	-18.98	13.30	3	Horizontal	103	3.60	-	41.72	39.60	8.37	34.68
PK	17.355G	65.21	74.00	-8.79	19.06	3	Horizontal	43	2.81	-	46.15	42.41	10.53	33.88

802.11a_Nss1,(6Mbps)_4TX

5825MHz_TX

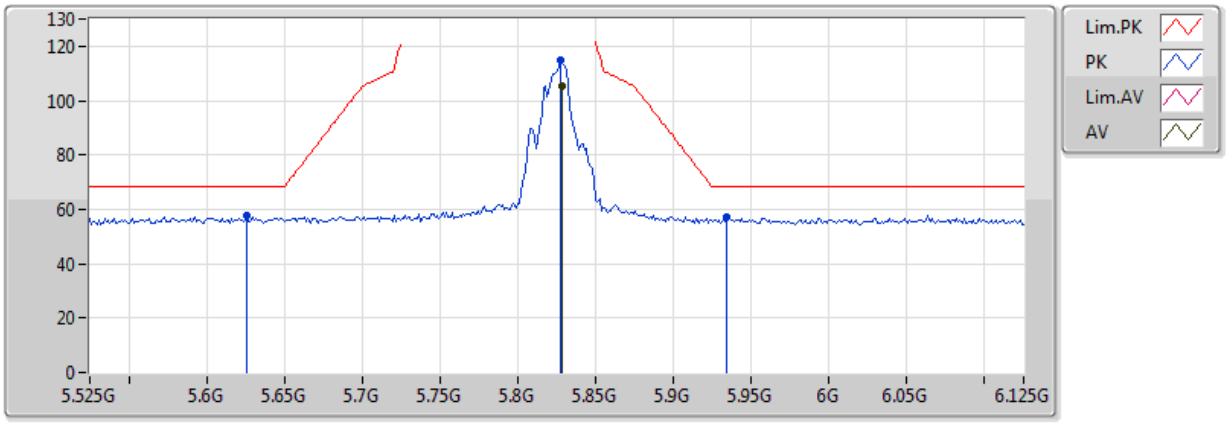

Eut : Z axis

Type	Freq	Level	Limit	Margin	Factor	Dist	Condition	Azimuth	Height	Comments	Raw	AF	CL	PA
	(Hz)	(dBuV/m)	(dBuV/m)	(dB)	(dB)	(m)		(°)	(m)		(dBuV)	(dB)	(dB)	(dB)
AV	5.8286G	105.35	Inf	-Inf	3.67	3	Vertical	344	1.24	-	101.68	32.33	5.91	34.57
PK	5.6258G	57.55	68.20	-10.65	3.24	3	Vertical	344	1.24	-	54.30	32.00	5.76	34.52
PK	5.8274G	114.68	Inf	-Inf	3.66	3	Vertical	344	1.24	-	111.01	32.32	5.91	34.57
PK	5.9342G	56.98	68.20	-11.22	3.88	3	Vertical	344	1.24	-	53.10	32.49	5.98	34.60

802.11a_Nss1,(6Mbps)_4TX

5825MHz_TX

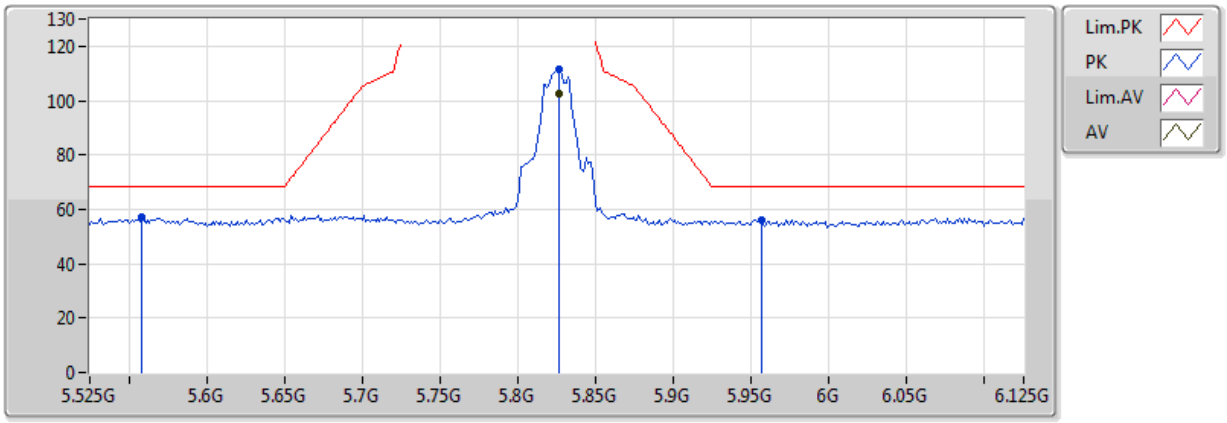

Eut : Z axis

Type	Freq	Level	Limit	Margin	Factor	Dist	Condition	Azimuth	Height	Comments	Raw	AF	CL	PA
	(Hz)	(dBuV/m)	(dBuV/m)	(dB)	(dB)	(m)		(°)	(m)		(dBuV)	(dB)	(dB)	(dB)
AV	5.8262G	102.42	Inf	-Inf	3.66	3	Horizontal	261	3.65	-	98.76	32.32	5.91	34.57
PK	5.5586G	56.91	68.20	-11.29	3.10	3	Horizontal	261	3.65	-	53.81	31.89	5.71	34.50
PK	5.8262G	111.50	Inf	-Inf	3.66	3	Horizontal	261	3.65	-	107.84	32.32	5.91	34.57
PK	5.957G	56.14	68.20	-12.06	3.93	3	Horizontal	261	3.65	-	52.21	32.53	6.00	34.60

802.11a_Nss1,(6Mbps)_4TX

5825MHz_TX

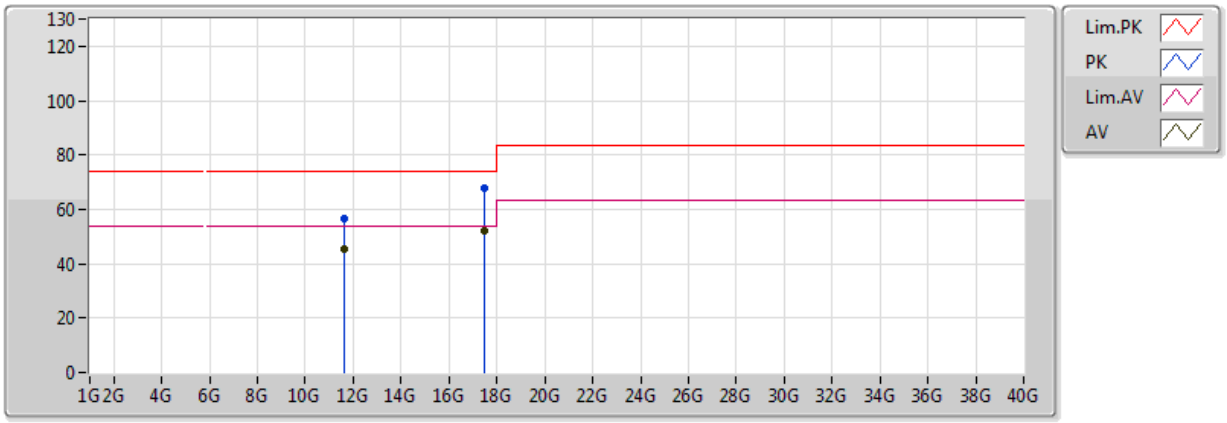

Eut : Z axis

Type	Freq	Level	Limit	Margin	Factor	Dist	Condition	Azimuth	Height	Comments	Raw	AF	CL	PA
	(Hz)	(dBuV/m)	(dBuV/m)	(dB)	(dB)	(m)		(°)	(m)		(dBuV)	(dB)	(dB)	(dB)
AV	11.65G	45.11	54.00	-8.89	13.19	3	Vertical	115	2.51	-	31.92	39.49	8.40	34.70
AV	17.475G	52.22	54.00	-1.78	19.87	3	Vertical	307	2.25	-	32.35	43.23	10.58	33.94
PK	11.65G	56.67	74.00	-17.33	13.19	3	Vertical	115	2.51	-	43.48	39.49	8.40	34.70
PK	17.475G	67.61	74.00	-6.39	19.87	3	Vertical	307	2.25	-	47.74	43.23	10.58	33.94

802.11a_Nss1,(6Mbps)_4TX

5825MHz_TX

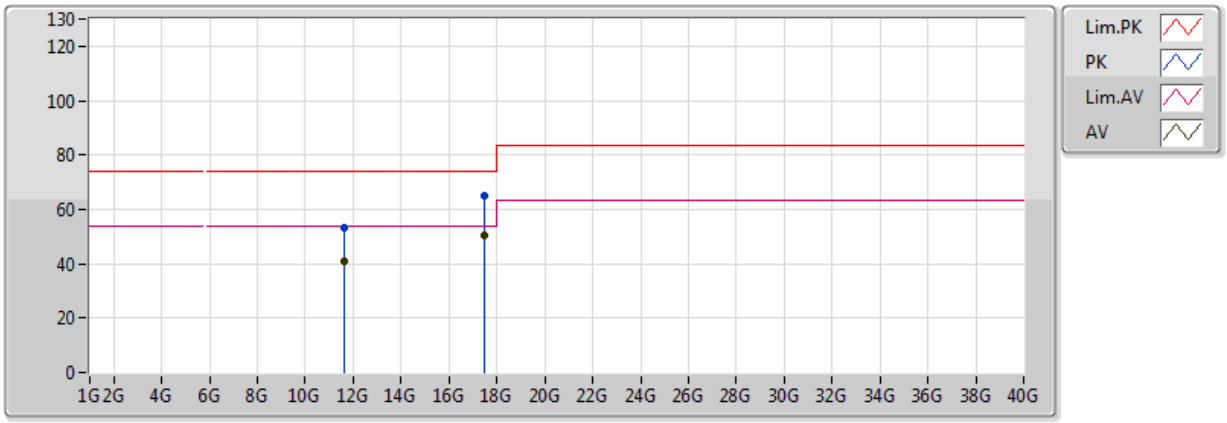

Eut : Z axis

Type	Freq	Level	Limit	Margin	Factor	Dist	Condition	Azimuth	Height	Comments	Raw	AF	CL	PA
	(Hz)	(dBuV/m)	(dBuV/m)	(dB)	(dB)	(m)		(°)	(m)		(dBuV)	(dB)	(dB)	(dB)
AV	11.65G	40.67	54.00	-13.33	13.19	3	Horizontal	290	3.55	-	27.48	39.49	8.40	34.70
AV	17.475G	50.57	54.00	-3.43	19.87	3	Horizontal	10	3.46	-	30.70	43.23	10.58	33.94
PK	11.65G	53.47	74.00	-20.53	13.19	3	Horizontal	290	3.55	-	40.28	39.49	8.40	34.70
PK	17.475G	65.25	74.00	-8.75	19.87	3	Horizontal	10	3.46	-	45.38	43.23	10.58	33.94

802.11ac VHT20_Nss1,(MCS0)_4TX

5180MHz_TX

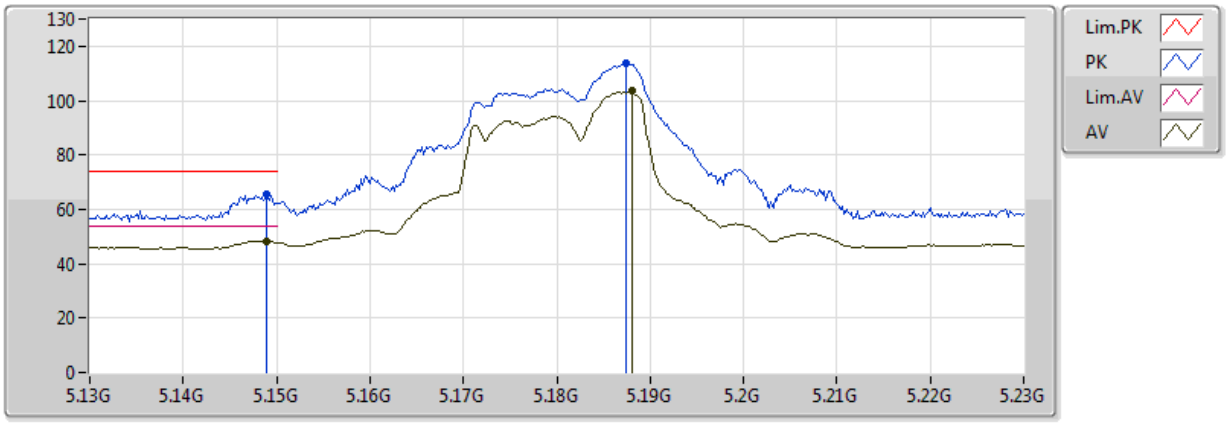

Eut : Z axis

Type	Freq	Level	Limit	Margin	Factor	Dist	Condition	Azimuth	Height	Comments	Raw	AF	CL	PA
	(Hz)	(dBuV/m)	(dBuV/m)	(dB)	(dB)	(m)		(°)	(m)		(dBuV)	(dB)	(dB)	(dB)
AV	5.149G	48.40	54.00	-5.60	2.80	3	Vertical	159	1.26	-	45.60	31.66	5.62	34.48
AV	5.188G	103.42	Inf	-Inf	2.82	3	Vertical	159	1.26	-	100.60	31.68	5.63	34.48
PK	5.149G	65.74	74.00	-8.26	2.80	3	Vertical	159	1.26	-	62.94	31.66	5.62	34.48
PK	5.1874G	113.95	Inf	-Inf	2.82	3	Vertical	159	1.26	-	111.13	31.67	5.63	34.48

802.11ac VHT20_Nss1,(MCS0)_4TX

5180MHz_TX

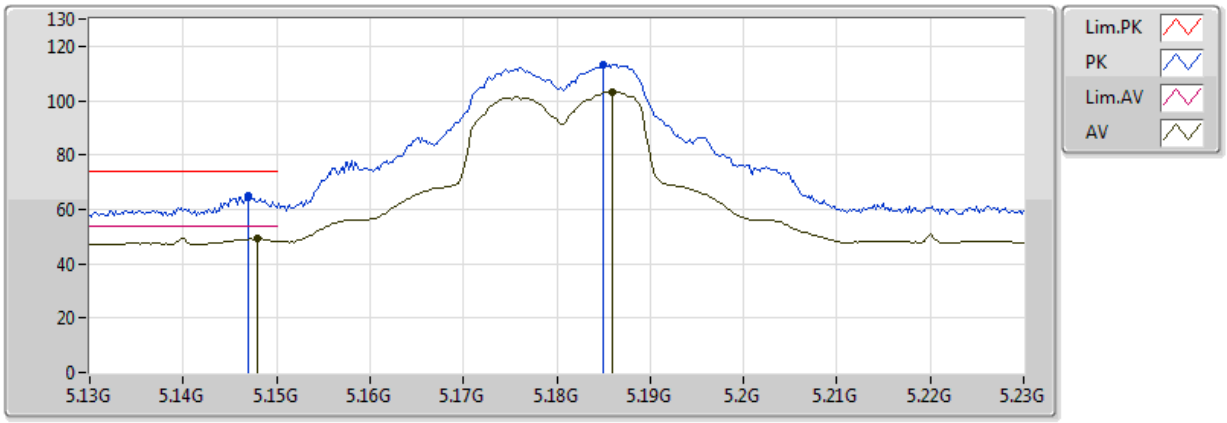

Eut : Z axis

Type	Freq	Level	Limit	Margin	Factor	Dist	Condition	Azimuth	Height	Comments	Raw	AF	CL	PA
	(Hz)	(dBuV/m)	(dBuV/m)	(dB)	(dB)	(m)		(°)	(m)		(dBuV)	(dB)	(dB)	(dB)
AV	5.148G	49.16	54.00	-4.84	2.80	3	Horizontal	298	1.13	-	46.36	31.66	5.62	34.48
AV	5.186G	103.31	Inf	-Inf	2.82	3	Horizontal	298	1.13	-	100.48	31.67	5.63	34.48
PK	5.147G	64.83	74.00	-9.17	2.80	3	Horizontal	298	1.13	-	62.03	31.66	5.62	34.48
PK	5.185G	113.24	Inf	-Inf	2.82	3	Horizontal	298	1.13	-	110.42	31.67	5.63	34.48

802.11ac VHT20_Nss1,(MCS0)_4TX

5180MHz_TX

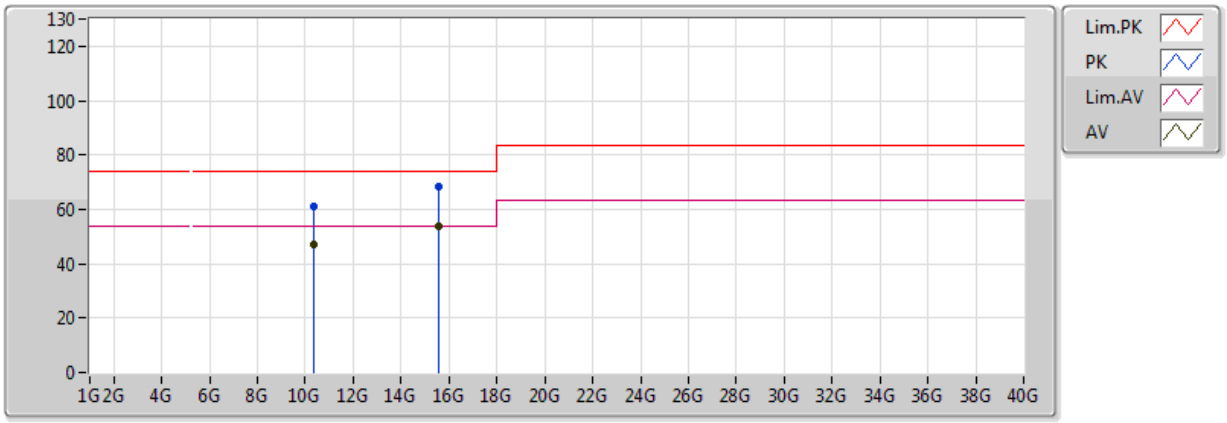

Eut : Z axis

Type	Freq	Level	Limit	Margin	Factor	Dist	Condition	Azimuth	Height	Comments	Raw	AF	CL	PA
	(Hz)	(dBuV/m)	(dBuV/m)	(dB)	(dB)	(m)		(°)	(m)		(dBuV)	(dB)	(dB)	(dB)
AV	10.36G	47.27	54.00	-6.73	12.44	3	Vertical	339	2.59	-	34.83	39.50	7.93	35.00
AV	15.54G	53.64	54.00	-0.36	14.12	3	Vertical	197	2.62	-	39.52	38.85	9.96	34.68
PK	10.36G	61.28	74.00	-12.72	12.44	3	Vertical	339	2.59	-	48.84	39.50	7.93	35.00
PK	15.54G	68.34	74.00	-5.66	14.12	3	Vertical	197	2.62	-	54.22	38.85	9.96	34.68

802.11ac VHT20_Nss1,(MCS0)_4TX

5180MHz_TX

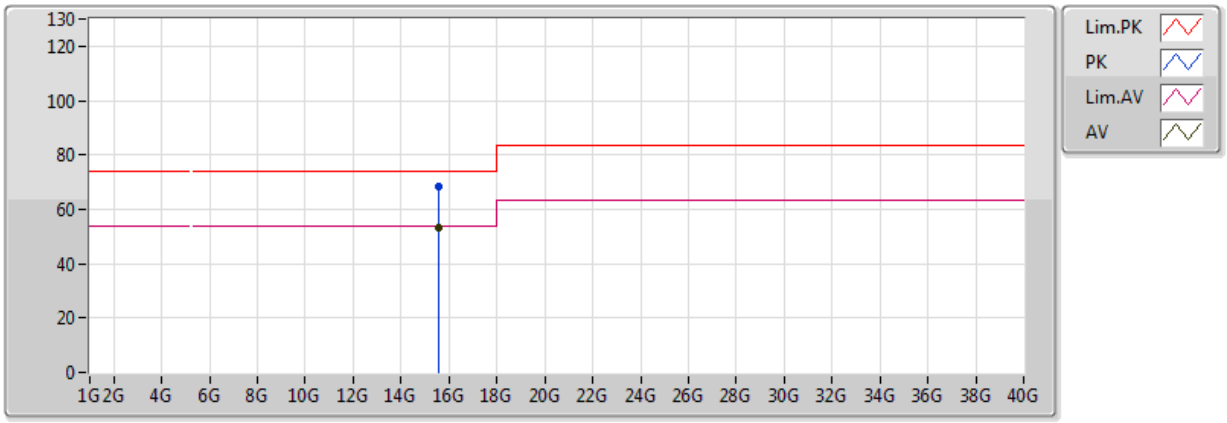

Eut : Z axis

Type	Freq	Level	Limit	Margin	Factor	Dist	Condition	Azimuth	Height	Comments	Raw	AF	CL	PA
	(Hz)	(dBuV/m)	(dBuV/m)	(dB)	(dB)	(m)		(°)	(m)		(dBuV)	(dB)	(dB)	(dB)
AV	15.54G	53.17	54.00	-0.83	14.12	3	Horizontal	316	1.02	-	39.05	38.85	9.96	34.68
PK	15.54G	68.22	74.00	-5.78	14.12	3	Horizontal	316	1.02	-	54.10	38.85	9.96	34.68

802.11ac VHT20_Nss1,(MCS0)_4TX

5200MHz_TX

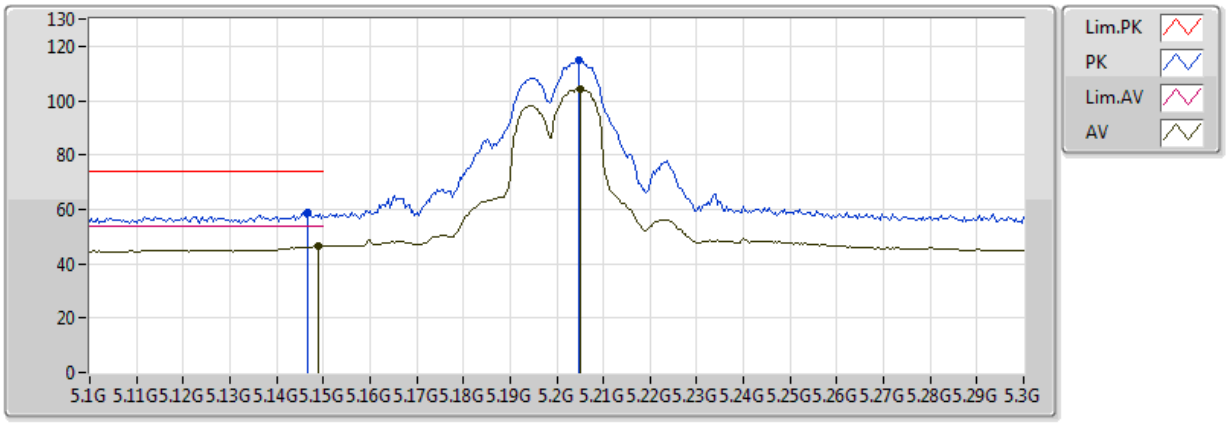

Eut : Z axis

Type	Freq	Level	Limit	Margin	Factor	Dist	Condition	Azimuth	Height	Comments	Raw	AF	CL	PA
	(Hz)	(dBuV/m)	(dBuV/m)	(dB)	(dB)	(m)		(°)	(m)		(dBuV)	(dB)	(dB)	(dB)
AV	5.1488G	46.46	54.00	-7.54	2.80	3	Vertical	163	2.44	-	43.67	31.66	5.62	34.48
AV	5.2052G	104.48	Inf	-Inf	2.83	3	Vertical	163	2.44	-	101.65	31.68	5.63	34.48
PK	5.1468G	58.87	74.00	-15.13	2.80	3	Vertical	163	2.44	-	56.07	31.66	5.62	34.48
PK	5.2048G	114.91	Inf	-Inf	2.83	3	Vertical	163	2.44	-	112.08	31.68	5.63	34.48

802.11ac VHT20_Nss1,(MCS0)_4TX

5200MHz_TX

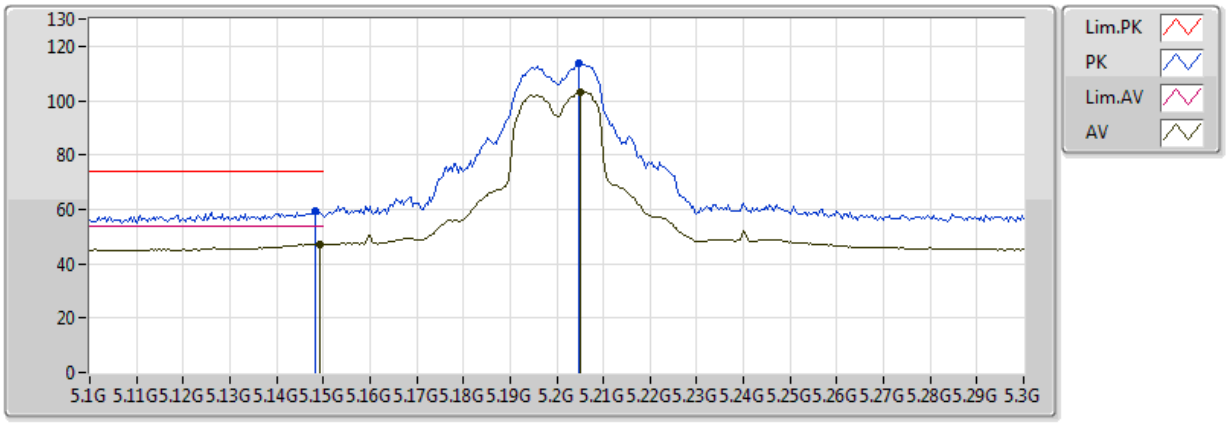

Eut : Z axis

Type	Freq	Level	Limit	Margin	Factor	Dist	Condition	Azimuth	Height	Comments	Raw	AF	CL	PA
	(Hz)	(dBuV/m)	(dBuV/m)	(dB)	(dB)	(m)		(°)	(m)		(dBuV)	(dB)	(dB)	(dB)
AV	5.1492G	47.16	54.00	-6.84	2.80	3	Horizontal	297	1.04	-	44.36	31.66	5.62	34.48
AV	5.2052G	103.36	Inf	-Inf	2.83	3	Horizontal	297	1.04	-	100.53	31.68	5.63	34.48
PK	5.1484G	59.30	74.00	-14.70	2.80	3	Horizontal	297	1.04	-	56.50	31.66	5.62	34.48
PK	5.2048G	113.52	Inf	-Inf	2.83	3	Horizontal	297	1.04	-	110.68	31.68	5.63	34.48

802.11ac VHT20_Nss1,(MCS0)_4TX

5200MHz_TX

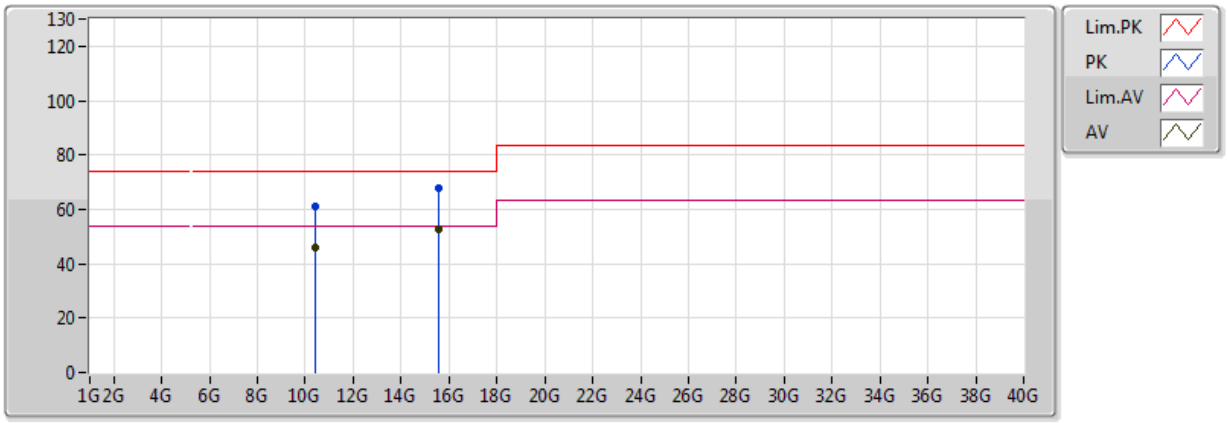

Eut : Z axis

Type	Freq	Level	Limit	Margin	Factor	Dist	Condition	Azimuth	Height	Comments	Raw	AF	CL	PA
	(Hz)	(dBuV/m)	(dBuV/m)	(dB)	(dB)	(m)		(°)	(m)		(dBuV)	(dB)	(dB)	(dB)
AV	10.4G	45.93	54.00	-8.07	12.54	3	Vertical	360	3.33	-	33.39	39.56	7.95	34.97
AV	15.6G	52.78	54.00	-1.22	13.84	3	Vertical	331	2.86	-	38.94	38.62	9.97	34.75
PK	10.4G	60.86	74.00	-13.14	12.54	3	Vertical	360	3.33	-	48.32	39.56	7.95	34.97
PK	15.6G	67.71	74.00	-6.29	13.84	3	Vertical	331	2.86	-	53.87	38.62	9.97	34.75

802.11ac VHT20_Nss1,(MCS0)_4TX

5200MHz_TX

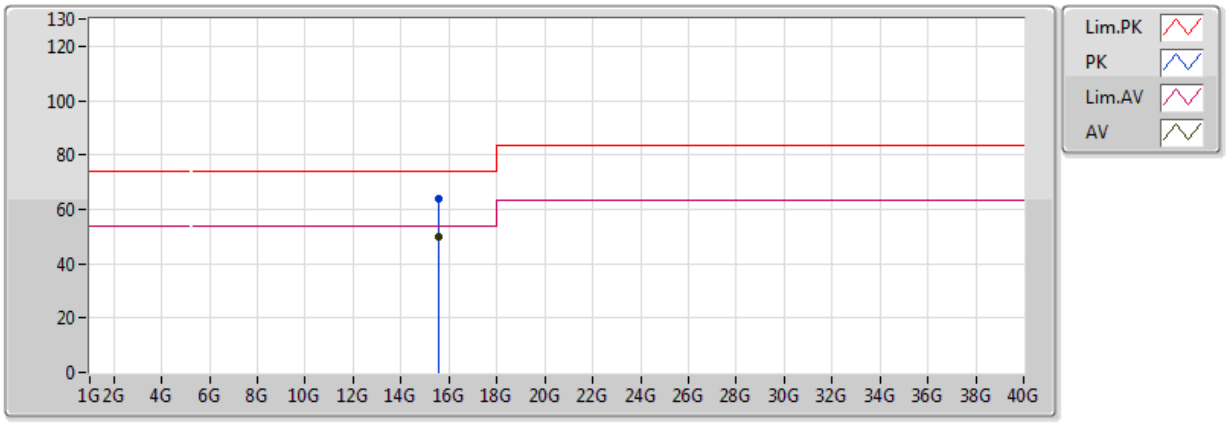

Eut : Z axis

Type	Freq	Level	Limit	Margin	Factor	Dist	Condition	Azimuth	Height	Comments	Raw	AF	CL	PA
	(Hz)	(dBuV/m)	(dBuV/m)	(dB)	(dB)	(m)		(°)	(m)		(dBuV)	(dB)	(dB)	(dB)
AV	15.6G	50.04	54.00	-3.96	13.84	3	Horizontal	44	3.45	-	36.20	38.62	9.97	34.75
PK	15.6G	64.09	74.00	-9.91	13.84	3	Horizontal	44	3.45	-	50.25	38.62	9.97	34.75

802.11ac VHT20_Nss1,(MCS0)_4TX

5240MHz_TX

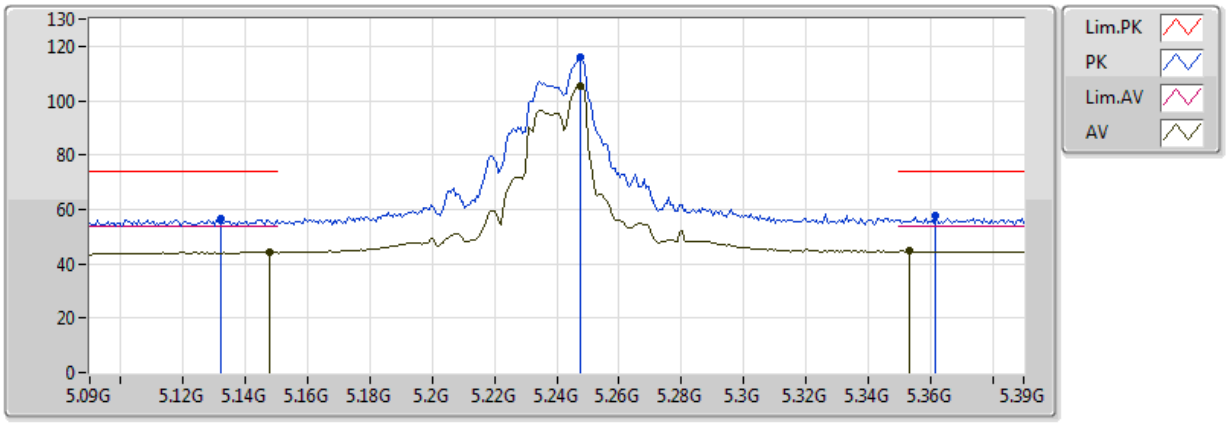

Eut : Z axis

Type	Freq	Level	Limit	Margin	Factor	Dist	Condition	Azimuth	Height	Comments	Raw	AF	CL	PA
	(Hz)	(dBuV/m)	(dBuV/m)	(dB)	(dB)	(m)		(°)	(m)		(dBuV)	(dB)	(dB)	(dB)
AV	5.1476G	44.47	54.00	-9.53	2.80	3	Vertical	159	1.20	-	41.67	31.66	5.62	34.48
AV	5.2478G	105.43	Inf	-Inf	2.85	3	Vertical	159	1.20	-	102.59	31.70	5.63	34.48
AV	5.3534G	44.71	54.00	-9.29	2.90	3	Vertical	159	1.20	-	41.81	31.74	5.65	34.49
PK	5.132G	56.49	74.00	-17.51	2.79	3	Vertical	159	1.20	-	53.70	31.65	5.62	34.48
PK	5.2478G	116.05	Inf	-Inf	2.85	3	Vertical	159	1.20	-	113.20	31.70	5.63	34.48
PK	5.3618G	57.85	74.00	-16.15	2.91	3	Vertical	159	1.20	-	54.95	31.74	5.65	34.49

802.11ac VHT20_Nss1,(MCS0)_4TX

5240MHz_TX

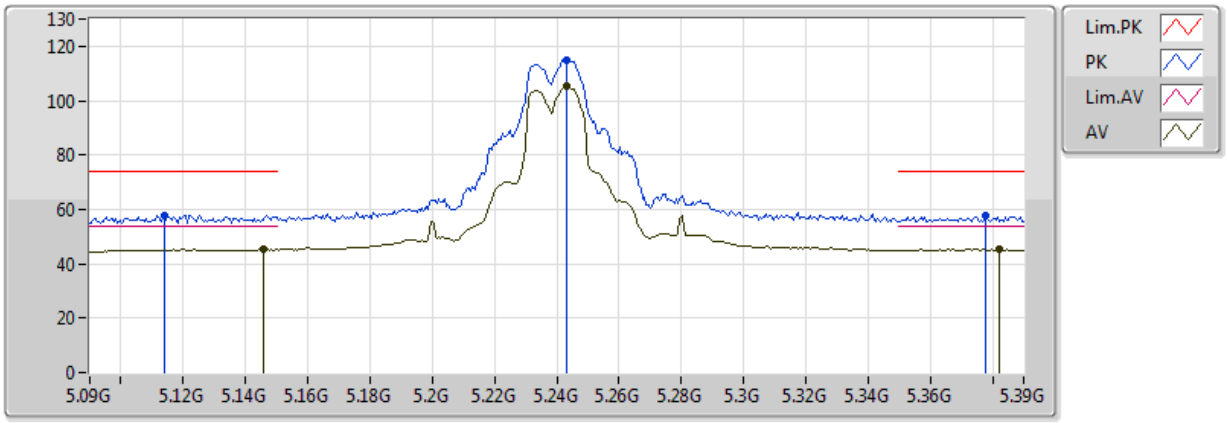

Eut : Z axis

Type	Freq	Level	Limit	Margin	Factor	Dist	Condition	Azimuth	Height	Comments	Raw	AF	CL	PA
	(Hz)	(dBuV/m)	(dBuV/m)	(dB)	(dB)	(m)		(°)	(m)		(dBuV)	(dB)	(dB)	(dB)
AV	5.1458G	45.25	54.00	-8.75	2.80	3	Horizontal	292	1.04	-	42.46	31.66	5.62	34.48
AV	5.243G	105.27	Inf	-Inf	2.85	3	Horizontal	292	1.04	-	102.43	31.70	5.63	34.48
AV	5.3822G	45.23	54.00	-8.77	2.92	3	Horizontal	292	1.04	-	42.31	31.75	5.66	34.49
PK	5.114G	57.85	74.00	-16.15	2.78	3	Horizontal	292	1.04	-	55.07	31.65	5.61	34.48
PK	5.243G	115.04	Inf	-Inf	2.85	3	Horizontal	292	1.04	-	112.19	31.70	5.63	34.48
PK	5.378G	57.53	74.00	-16.47	2.92	3	Horizontal	292	1.04	-	54.61	31.75	5.66	34.49

802.11ac VHT20_Nss1,(MCS0)_4TX

5240MHz_TX

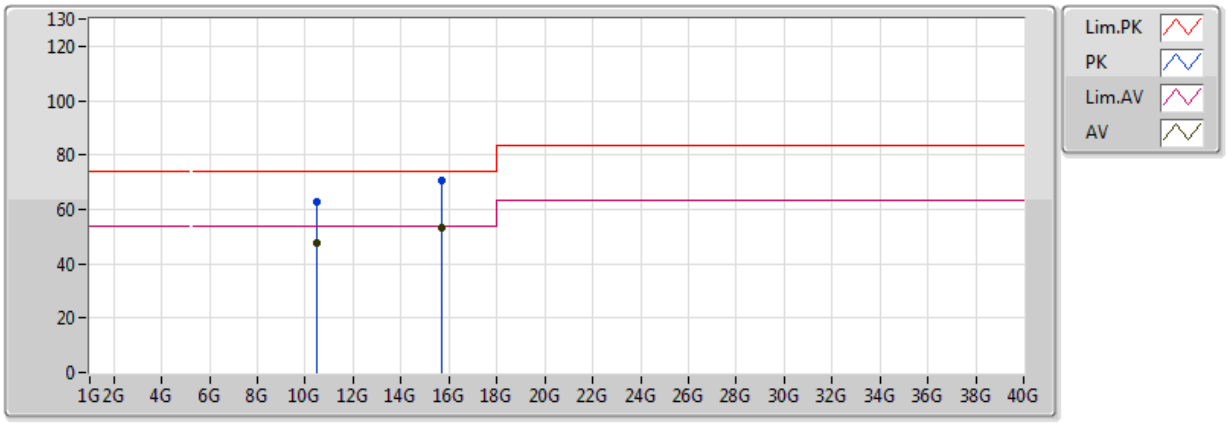

Eut : Z axis

Type	Freq	Level	Limit	Margin	Factor	Dist	Condition	Azimuth	Height	Comments	Raw	AF	CL	PA
	(Hz)	(dBuV/m)	(dBuV/m)	(dB)	(dB)	(m)		(°)	(m)		(dBuV)	(dB)	(dB)	(dB)
AV	10.48G	47.76	54.00	-6.24	12.74	3	Vertical	337	2.95	-	35.02	39.67	7.99	34.91
AV	15.72G	53.32	54.00	-0.68	13.27	3	Vertical	335	2.26	-	40.05	38.16	10.00	34.90
PK	10.48G	62.50	74.00	-11.50	12.74	3	Vertical	337	2.95	-	49.76	39.67	7.99	34.91
PK	15.72G	70.34	74.00	-3.66	13.27	3	Vertical	335	2.26	-	57.07	38.16	10.00	34.90

802.11ac VHT20_Nss1,(MCS0)_4TX

5240MHz_TX

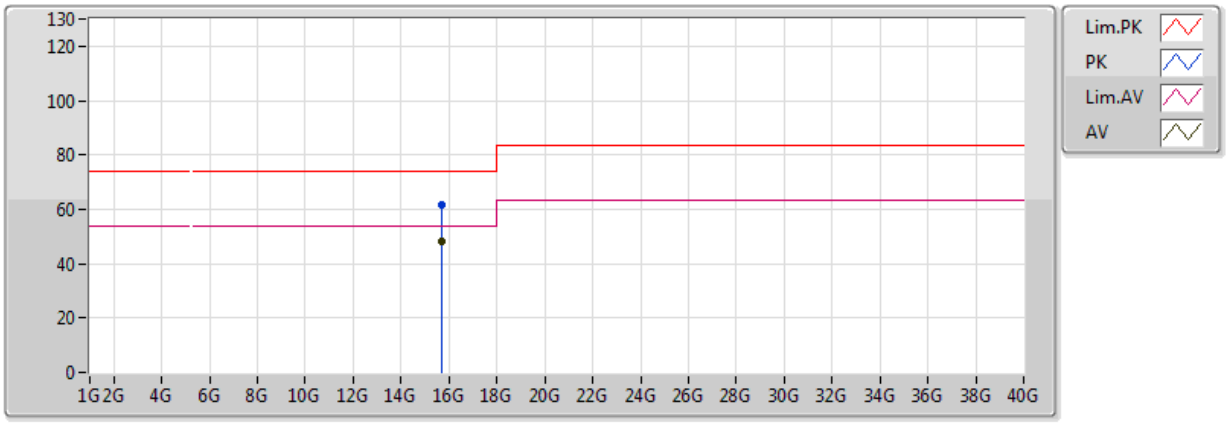

Eut : Z axis

Type	Freq	Level	Limit	Margin	Factor	Dist	Condition	Azimuth	Height	Comments	Raw	AF	CL	PA
	(Hz)	(dBuV/m)	(dBuV/m)	(dB)	(dB)	(m)		(°)	(m)		(dBuV)	(dB)	(dB)	(dB)
AV	15.72G	48.13	54.00	-5.87	13.27	3	Horizontal	325	3.48	-	34.86	38.16	10.00	34.90
PK	15.72G	61.73	74.00	-12.27	13.27	3	Horizontal	325	3.48	-	48.46	38.16	10.00	34.90

802.11ac VHT20_Nss1,(MCS0)_4TX

5260MHz_TX

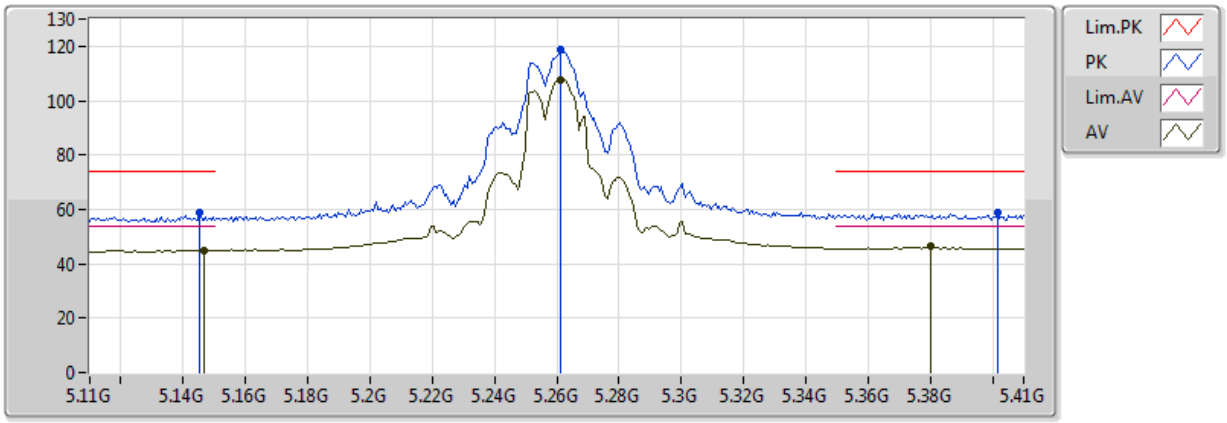

Eut : Z axis

Type	Freq	Level	Limit	Margin	Factor	Dist	Condition	Azimuth	Height	Comments	Raw	AF	CL	PA
	(Hz)	(dBuV/m)	(dBuV/m)	(dB)	(dB)	(m)		(°)	(m)		(dBuV)	(dB)	(dB)	(dB)
AV	5.1466G	44.96	54.00	-9.04	2.80	3	Vertical	170	2.56	-	42.16	31.66	5.62	34.48
AV	5.2612G	107.67	Inf	-Inf	2.85	3	Vertical	170	2.56	-	104.81	31.70	5.64	34.49
AV	5.38G	46.36	54.00	-7.64	2.92	3	Vertical	170	2.56	-	43.45	31.75	5.66	34.49
PK	5.1454G	58.68	74.00	-15.32	2.80	3	Vertical	170	2.56	-	55.89	31.66	5.62	34.48
PK	5.2612G	118.61	Inf	-Inf	2.85	3	Vertical	170	2.56	-	115.75	31.70	5.64	34.49
PK	5.4016G	58.95	74.00	-15.05	2.93	3	Vertical	170	2.56	-	56.02	31.76	5.66	34.49

802.11ac VHT20_Nss1,(MCS0)_4TX

5260MHz_TX

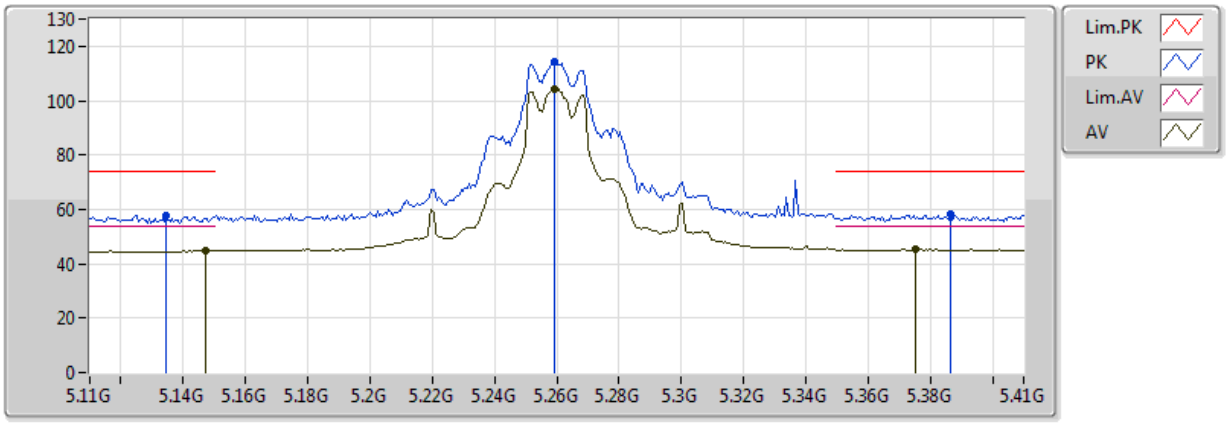

Eut : Z axis

Type	Freq	Level	Limit	Margin	Factor	Dist	Condition	Azimuth	Height	Comments	Raw	AF	CL	PA
	(Hz)	(dBuV/m)	(dBuV/m)	(dB)	(dB)	(m)		(°)	(m)		(dBuV)	(dB)	(dB)	(dB)
AV	5.1472G	44.79	54.00	-9.21	2.80	3	Horizontal	263	1.47	-	42.00	31.66	5.62	34.48
AV	5.2594G	104.16	Inf	-Inf	2.85	3	Horizontal	263	1.47	-	101.31	31.70	5.64	34.49
AV	5.3752G	45.31	54.00	-8.69	2.92	3	Horizontal	263	1.47	-	42.39	31.75	5.66	34.49
PK	5.1346G	57.94	74.00	-16.06	2.79	3	Horizontal	263	1.47	-	55.15	31.65	5.62	34.48
PK	5.2594G	114.10	Inf	-Inf	2.85	3	Horizontal	263	1.47	-	111.25	31.70	5.64	34.49
PK	5.3866G	58.11	74.00	-15.89	2.92	3	Horizontal	263	1.47	-	55.19	31.75	5.66	34.49

802.11ac VHT20_Nss1,(MCS0)_4TX

5260MHz_TX

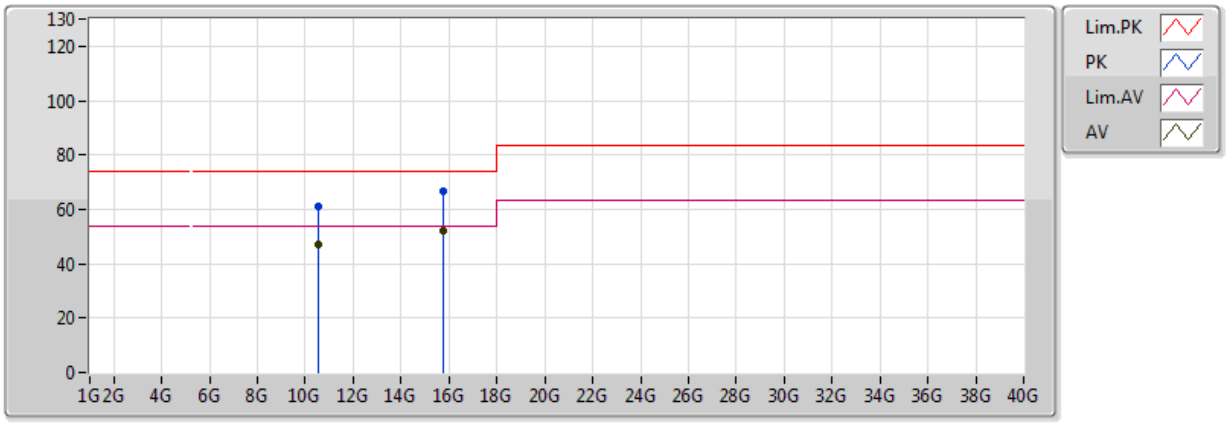

Eut : Z axis

Type	Freq	Level	Limit	Margin	Factor	Dist	Condition	Azimuth	Height	Comments	Raw	AF	CL	PA
	(Hz)	(dBuV/m)	(dBuV/m)	(dB)	(dB)	(m)		(°)	(m)		(dBuV)	(dB)	(dB)	(dB)
AV	10.52G	47.29	54.00	-6.71	12.85	3	Vertical	154	2.69	-	34.44	39.73	8.00	34.89
AV	15.78G	51.98	54.00	-2.02	12.98	3	Vertical	198	3.23	-	39.00	37.94	10.02	34.97
PK	10.52G	61.19	74.00	-12.81	12.85	3	Vertical	154	2.69	-	48.34	39.73	8.00	34.89
PK	15.78G	66.43	74.00	-7.57	12.98	3	Vertical	198	3.23	-	53.45	37.94	10.02	34.97

802.11ac VHT20_Nss1,(MCS0)_4TX

5260MHz_TX

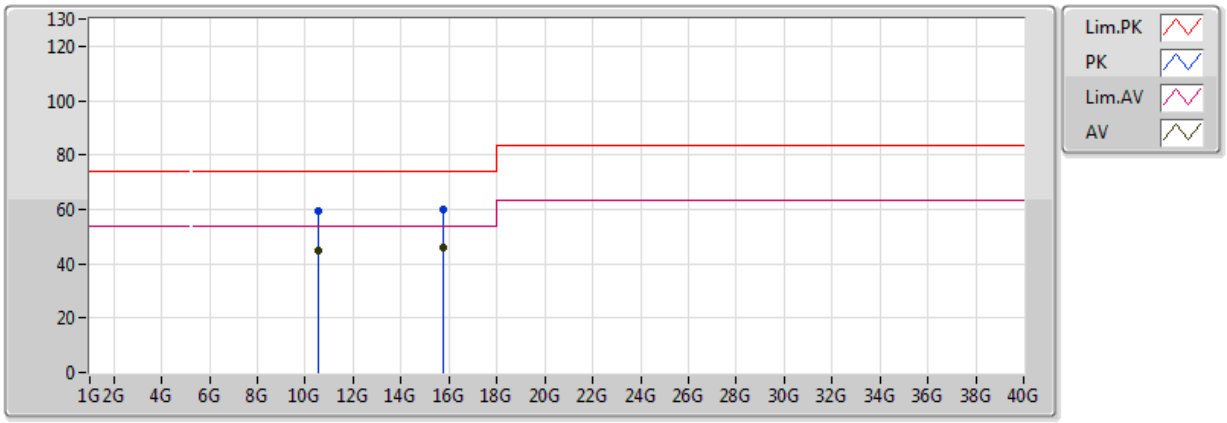

Eut : Z axis

Type	Freq	Level	Limit	Margin	Factor	Dist	Condition	Azimuth	Height	Comments	Raw	AF	CL	PA
	(Hz)	(dBuV/m)	(dBuV/m)	(dB)	(dB)	(m)		(°)	(m)		(dBuV)	(dB)	(dB)	(dB)
AV	10.52G	45.01	54.00	-8.99	12.85	3	Horizontal	328	2.50	-	32.16	39.73	8.00	34.89
AV	15.78G	46.01	54.00	-7.99	12.98	3	Horizontal	9	2.94	-	33.03	37.94	10.02	34.97
PK	10.52G	59.40	74.00	-14.60	12.85	3	Horizontal	328	2.50	-	46.55	39.73	8.00	34.89
PK	15.78G	59.72	74.00	-14.28	12.98	3	Horizontal	9	2.94	-	46.74	37.94	10.02	34.97

802.11ac VHT20_Nss1,(MCS0)_4TX

5300MHz_TX

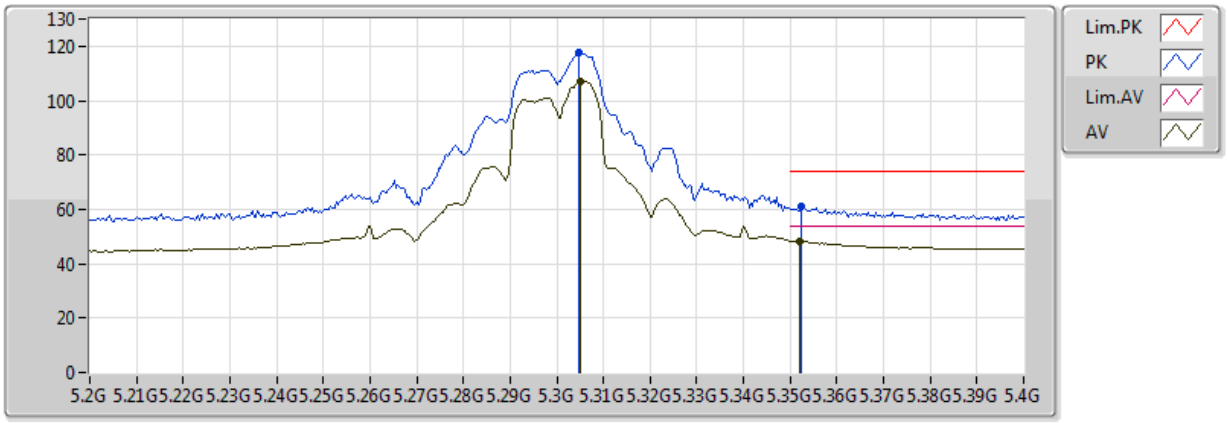

Eut : Z axis

Type	Freq	Level	Limit	Margin	Factor	Dist	Condition	Azimuth	Height	Comments	Raw	AF	CL	PA
	(Hz)	(dBuV/m)	(dBuV/m)	(dB)	(dB)	(m)		(°)	(m)		(dBuV)	(dB)	(dB)	(dB)
AV	5.3052G	107.30	Inf	-Inf	2.87	3	Vertical	166	1.36	-	104.43	31.72	5.64	34.49
AV	5.352G	48.40	54.00	-5.60	2.90	3	Vertical	166	1.36	-	45.50	31.74	5.65	34.49
PK	5.3048G	117.64	Inf	-Inf	2.87	3	Vertical	166	1.36	-	114.76	31.72	5.64	34.49
PK	5.3524G	60.93	74.00	-13.07	2.90	3	Vertical	166	1.36	-	58.02	31.74	5.65	34.49

802.11ac VHT20_Nss1,(MCS0)_4TX

5300MHz_TX

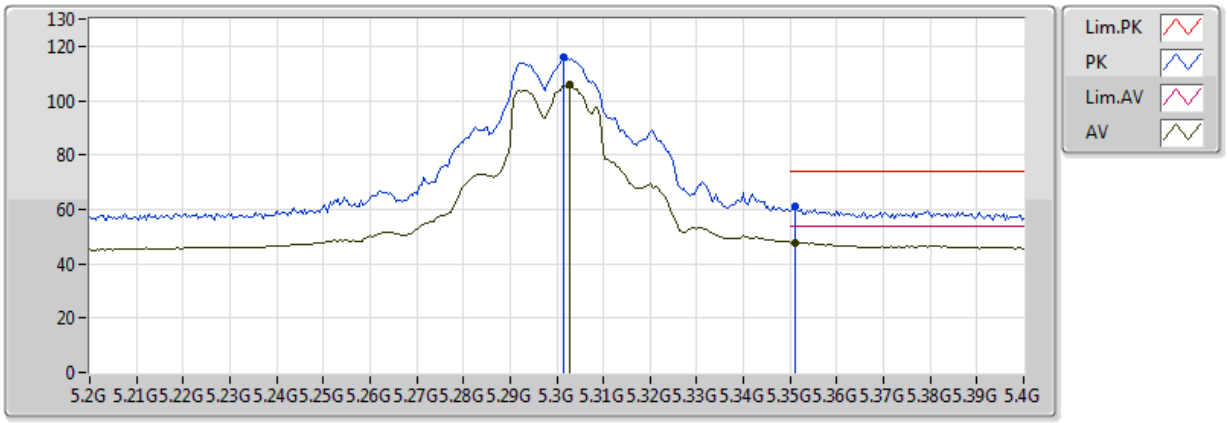

Eut : Z axis

Type	Freq	Level	Limit	Margin	Factor	Dist	Condition	Azimuth	Height	Comments	Raw	AF	CL	PA
	(Hz)	(dBuV/m)	(dBuV/m)	(dB)	(dB)	(m)		(°)	(m)		(dBuV)	(dB)	(dB)	(dB)
AV	5.3028G	105.65	Inf	-Inf	2.87	3	Horizontal	288	1.01	-	102.78	31.72	5.64	34.49
AV	5.3512G	47.82	54.00	-6.18	2.90	3	Horizontal	288	1.01	-	44.92	31.74	5.65	34.49
PK	5.3016G	115.75	Inf	-Inf	2.87	3	Horizontal	288	1.01	-	112.88	31.72	5.64	34.49
PK	5.3512G	61.28	74.00	-12.72	2.90	3	Horizontal	288	1.01	-	58.37	31.74	5.65	34.49

802.11ac VHT20_Nss1,(MCS0)_4TX

5300MHz_TX

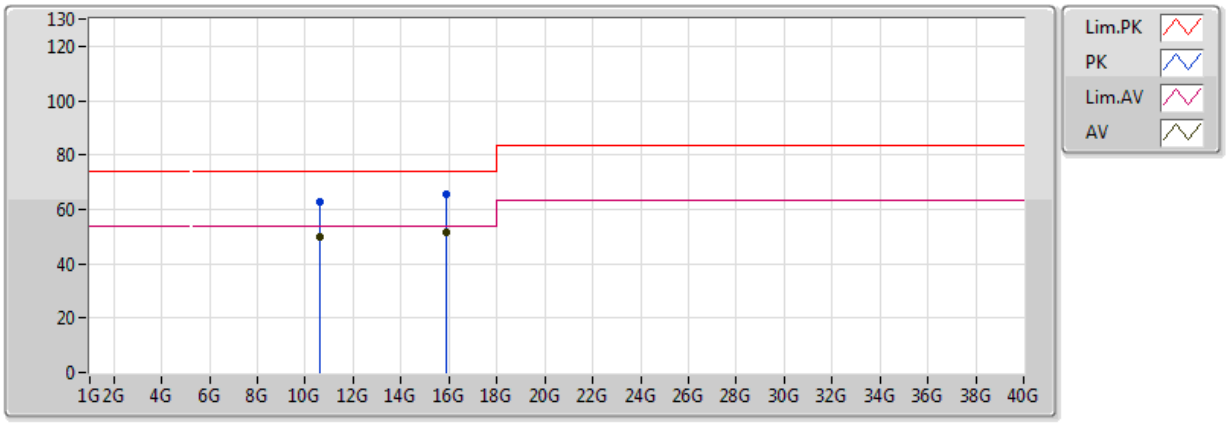

Eut : Z axis

Type	Freq	Level	Limit	Margin	Factor	Dist	Condition	Azimuth	Height	Comments	Raw	AF	CL	PA
	(Hz)	(dBuV/m)	(dBuV/m)	(dB)	(dB)	(m)		(°)	(m)		(dBuV)	(dB)	(dB)	(dB)
AV	10.6G	49.83	54.00	-4.17	13.05	3	Vertical	150	2.86	-	36.78	39.84	8.04	34.83
AV	15.9G	51.30	54.00	-2.70	12.41	3	Vertical	28	3.67	-	38.89	37.48	10.05	35.12
PK	10.6G	62.59	74.00	-11.41	13.05	3	Vertical	150	2.86	-	49.54	39.84	8.04	34.83
PK	15.9G	65.47	74.00	-8.53	12.41	3	Vertical	28	3.67	-	53.06	37.48	10.05	35.12

802.11ac VHT20_Nss1,(MCS0)_4TX

5300MHz_TX

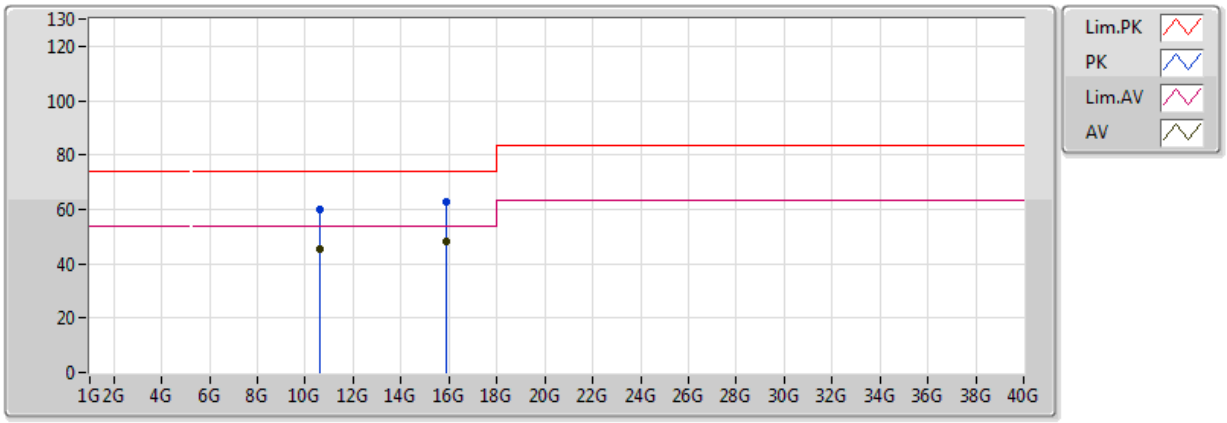

Eut : Z axis

Type	Freq	Level	Limit	Margin	Factor	Dist	Condition	Azimuth	Height	Comments	Raw	AF	CL	PA
	(Hz)	(dBuV/m)	(dBuV/m)	(dB)	(dB)	(m)		(°)	(m)		(dBuV)	(dB)	(dB)	(dB)
AV	10.6G	45.53	54.00	-8.47	13.05	3	Horizontal	331	1.01	-	32.48	39.84	8.04	34.83
AV	15.9G	48.41	54.00	-5.59	12.41	3	Horizontal	325	3.55	-	36.00	37.48	10.05	35.12
PK	10.6G	60.07	74.00	-13.93	13.05	3	Horizontal	331	1.01	-	47.02	39.84	8.04	34.83
PK	15.9G	62.57	74.00	-11.43	12.41	3	Horizontal	325	3.55	-	50.16	37.48	10.05	35.12

802.11ac VHT20_Nss1,(MCS0)_4TX

5320MHz_TX

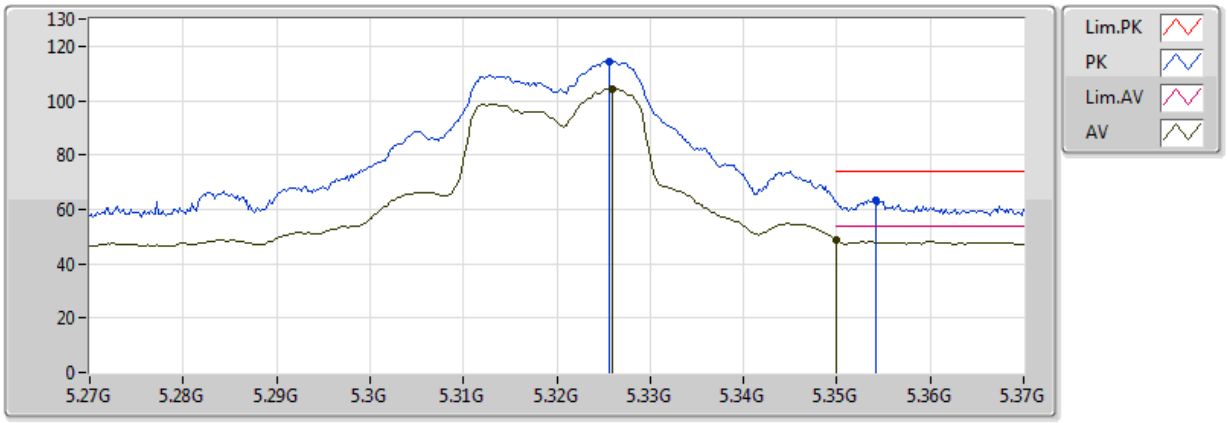

Eut : Z axis

Type	Freq	Level	Limit	Margin	Factor	Dist	Condition	Azimuth	Height	Comments	Raw	AF	CL	PA
	(Hz)	(dBuV/m)	(dBuV/m)	(dB)	(dB)	(m)		(°)	(m)		(dBuV)	(dB)	(dB)	(dB)
AV	5.326G	104.31	Inf	-Inf	2.89	3	Vertical	166	1.25	-	101.43	31.73	5.65	34.49
AV	5.350005G	48.49	54.00	-5.51	2.90	3	Vertical	166	1.25	-	45.59	31.74	5.65	34.49
PK	5.3256G	114.42	Inf	-Inf	2.89	3	Vertical	166	1.25	-	111.53	31.73	5.65	34.49
PK	5.3542G	63.33	74.00	-10.67	2.90	3	Vertical	166	1.25	-	60.43	31.74	5.65	34.49

802.11ac VHT20_Nss1,(MCS0)_4TX

5320MHz_TX

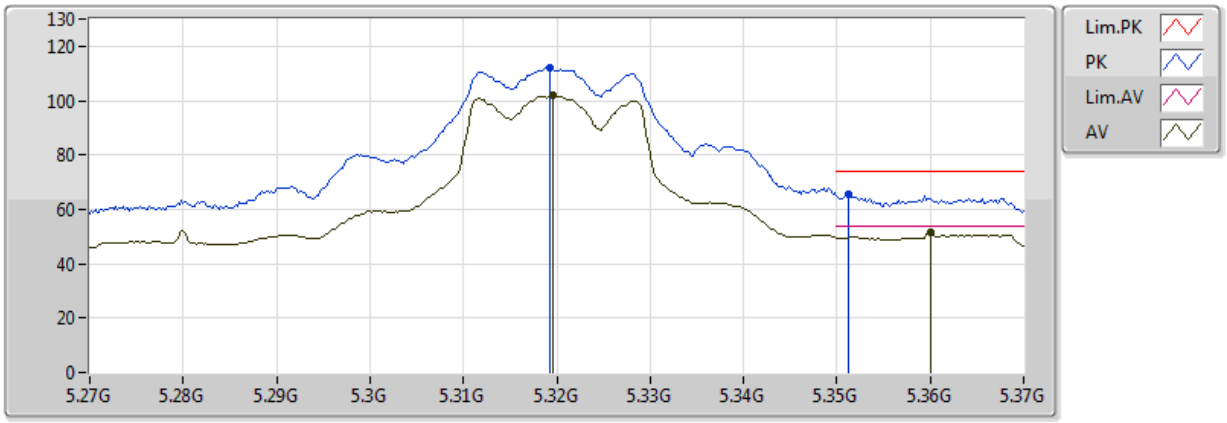

Eut : Z axis

Type	Freq	Level	Limit	Margin	Factor	Dist	Condition	Azimuth	Height	Comments	Raw	AF	CL	PA
	(Hz)	(dBuV/m)	(dBuV/m)	(dB)	(dB)	(m)		(°)	(m)		(dBuV)	(dB)	(dB)	(dB)
AV	5.3196G	101.87	Inf	-Inf	2.88	3	Horizontal	261	1.50	-	98.99	31.73	5.64	34.49
AV	5.36G	51.69	54.00	-2.31	2.91	3	Horizontal	261	1.50	-	48.79	31.74	5.65	34.49
PK	5.3192G	111.96	Inf	-Inf	2.88	3	Horizontal	261	1.50	-	109.08	31.73	5.64	34.49
PK	5.3512G	65.35	74.00	-8.65	2.90	3	Horizontal	261	1.50	-	62.45	31.74	5.65	34.49

802.11ac VHT20_Nss1,(MCS0)_4TX

5320MHz_TX

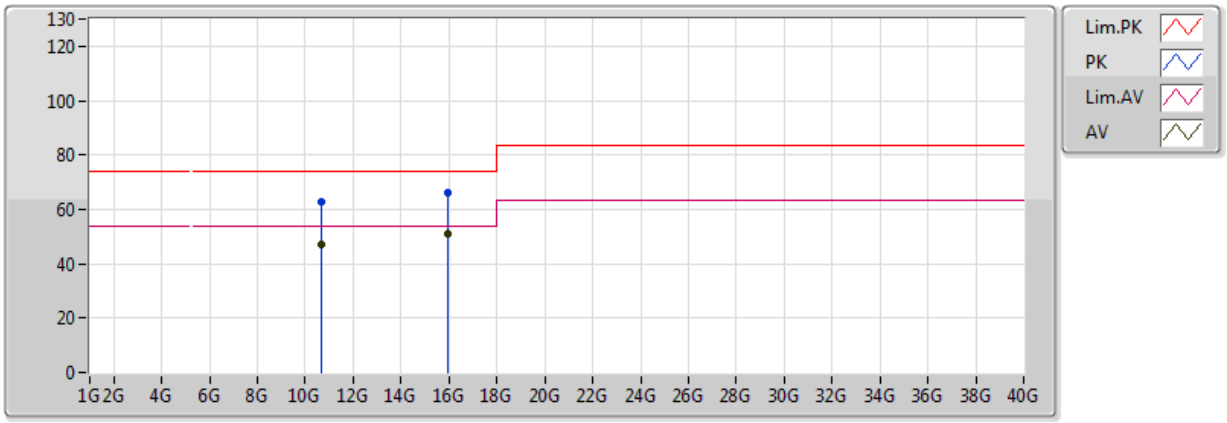

Eut : Z axis

Type	Freq	Level	Limit	Margin	Factor	Dist	Condition	Azimuth	Height	Comments	Raw	AF	CL	PA
	(Hz)	(dBuV/m)	(dBuV/m)	(dB)	(dB)	(m)		(°)	(m)		(dBuV)	(dB)	(dB)	(dB)
AV	10.64G	47.19	54.00	-6.81	13.15	3	Vertical	161	2.82	-	34.04	39.90	8.06	34.80
AV	15.96G	50.95	54.00	-3.05	12.12	3	Vertical	216	3.30	-	38.83	37.25	10.06	35.19
PK	10.64G	62.51	74.00	-11.49	13.15	3	Vertical	161	2.82	-	49.36	39.90	8.06	34.80
PK	15.96G	66.04	74.00	-7.96	12.12	3	Vertical	216	3.30	-	53.92	37.25	10.06	35.19

802.11ac VHT20_Nss1,(MCS0)_4TX

5320MHz_TX

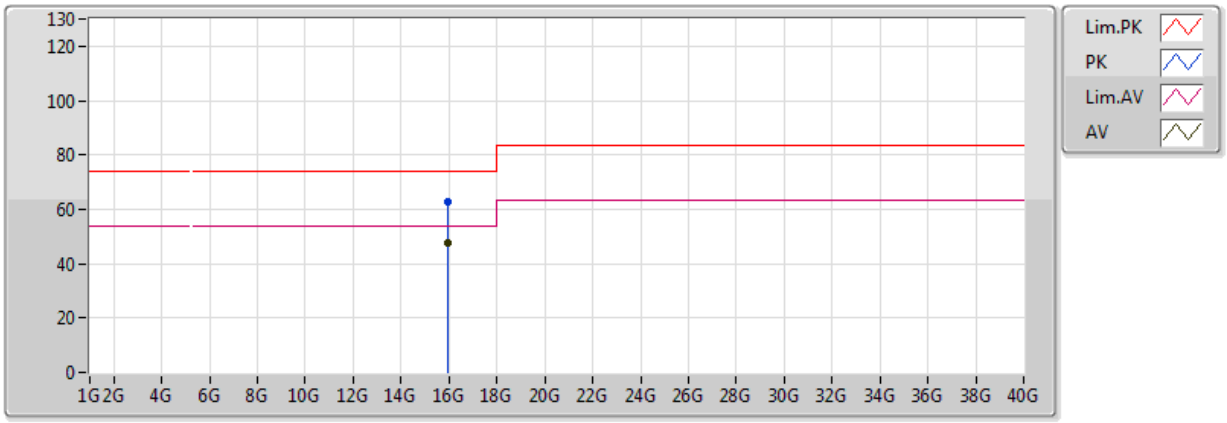

Eut : Z axis

Type	Freq	Level	Limit	Margin	Factor	Dist	Condition	Azimuth	Height	Comments	Raw	AF	CL	PA
	(Hz)	(dBuV/m)	(dBuV/m)	(dB)	(dB)	(m)		(°)	(m)		(dBuV)	(dB)	(dB)	(dB)
AV	15.96G	47.63	54.00	-6.37	12.12	3	Horizontal	31	3.17	-	35.51	37.25	10.06	35.19
PK	15.96G	62.57	74.00	-11.43	12.12	3	Horizontal	31	3.17	-	50.45	37.25	10.06	35.19

802.11ac VHT20_Nss1,(MCS0)_4TX

5500MHz_TX

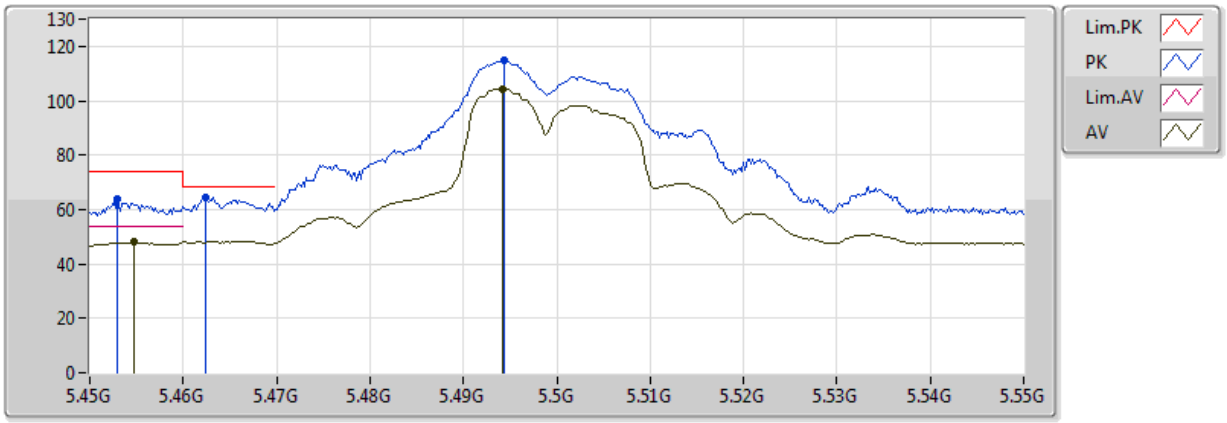

Eut : Z axis

Type	Freq	Level	Limit	Margin	Factor	Dist	Condition	Azimuth	Height	Comments	Raw	AF	CL	PA
	(Hz)	(dBuV/m)	(dBuV/m)	(dB)	(dB)	(m)		(°)	(m)		(dBuV)	(dB)	(dB)	(dB)
AV	5.4548G	48.05	54.00	-5.95	2.96	3	Vertical	148	1.46	-	45.09	31.78	5.67	34.49
AV	5.4942G	104.40	Inf	-Inf	2.98	3	Vertical	148	1.46	-	101.42	31.80	5.67	34.49
PK	5.453G	64.00	74.00	-10.00	2.96	3	Vertical	148	1.46	-	61.05	31.78	5.67	34.49
PK	5.4624G	64.30	68.20	-3.90	2.96	3	Vertical	148	1.46	-	61.33	31.78	5.67	34.49
PK	5.4944G	114.89	Inf	-Inf	2.98	3	Vertical	148	1.46	-	111.91	31.80	5.67	34.49

802.11ac VHT20_Nss1,(MCS0)_4TX

5500MHz_TX

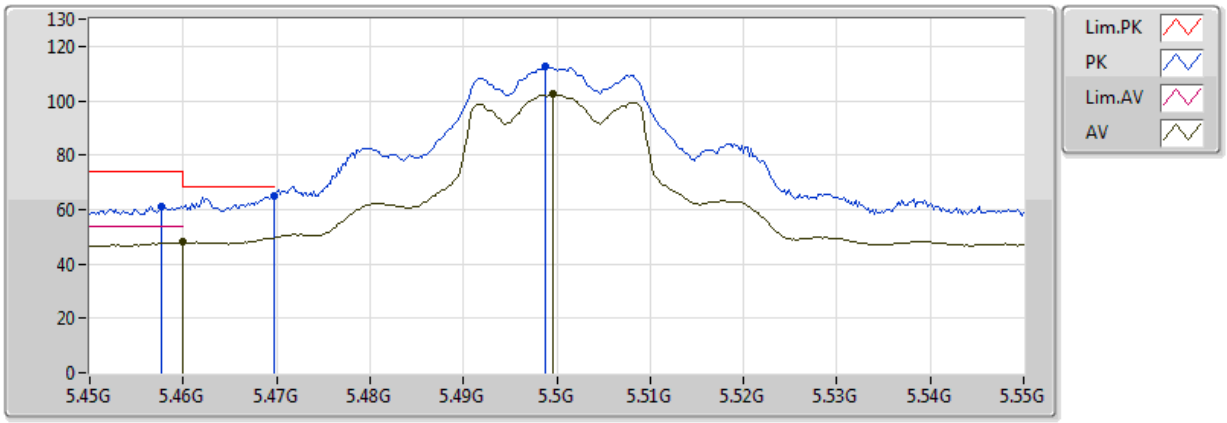

Eut : Z axis

Type	Freq	Level	Limit	Margin	Factor	Dist	Condition	Azimuth	Height	Comments	Raw	AF	CL	PA
	(Hz)	(dBuV/m)	(dBuV/m)	(dB)	(dB)	(m)		(°)	(m)		(dBuV)	(dB)	(dB)	(dB)
AV	5.46G	48.32	54.00	-5.68	2.96	3	Horizontal	310	2.99	-	45.36	31.78	5.67	34.49
AV	5.4996G	102.55	Inf	-Inf	2.98	3	Horizontal	310	2.99	-	99.57	31.80	5.67	34.49
PK	5.4576G	61.10	74.00	-12.90	2.96	3	Horizontal	310	2.99	-	58.14	31.78	5.67	34.49
PK	5.4698G	65.26	68.20	-2.94	2.96	3	Horizontal	310	2.99	-	62.29	31.79	5.67	34.49
PK	5.4988G	112.44	Inf	-Inf	2.98	3	Horizontal	310	2.99	-	109.46	31.80	5.67	34.49

802.11ac VHT20_Nss1,(MCS0)_4TX

5500MHz_TX

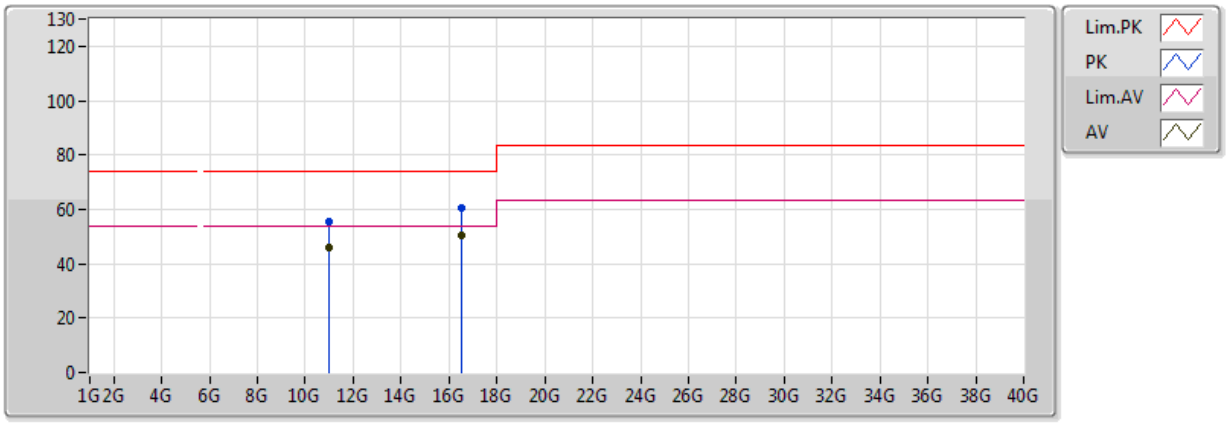

Eut : Z axis

Type	Freq	Level	Limit	Margin	Factor	Dist	Condition	Azimuth	Height	Comments	Raw	AF	CL	PA
	(Hz)	(dBuV/m)	(dBuV/m)	(dB)	(dB)	(m)		(°)	(m)		(dBuV)	(dB)	(dB)	(dB)
AV	11G	46.21	54.00	-7.79	14.46	3	Vertical	0	1.50	-	31.75	40.30	9.54	35.38
AV	16.5G	50.53	54.00	-3.47	14.62	3	Vertical	190	3.66	-	35.91	38.70	11.45	35.53
PK	11G	55.33	74.00	-18.67	14.46	3	Vertical	0	1.50	-	40.87	40.30	9.54	35.38
PK	16.5G	60.55	74.00	-13.45	14.62	3	Vertical	190	3.66	-	45.93	38.70	11.45	35.53

802.11ac VHT20_Nss1,(MCS0)_4TX

5500MHz_TX

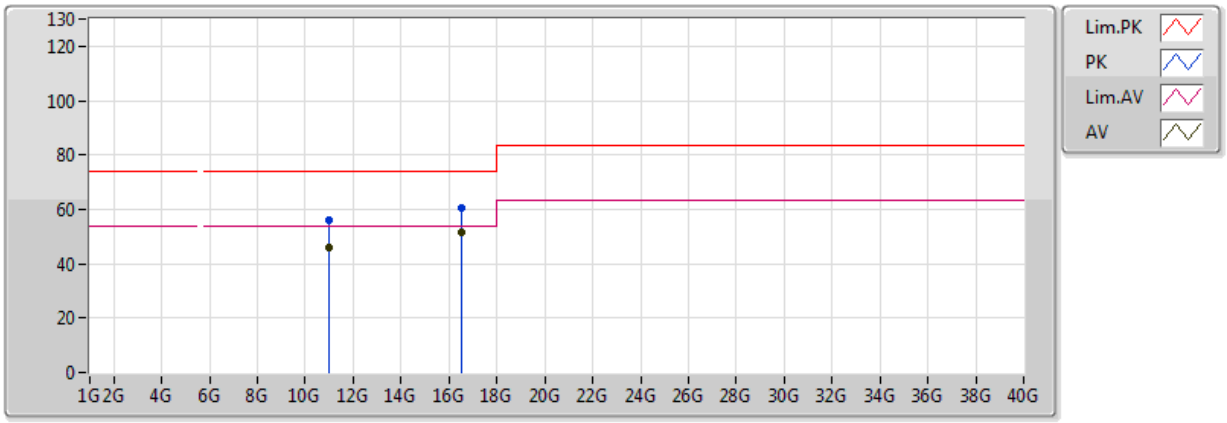

Eut : Z axis

Type	Freq	Level	Limit	Margin	Factor	Dist	Condition	Azimuth	Height	Comments	Raw	AF	CL	PA
	(Hz)	(dBuV/m)	(dBuV/m)	(dB)	(dB)	(m)		(°)	(m)		(dBuV)	(dB)	(dB)	(dB)
AV	11G	45.81	54.00	-8.19	14.46	3	Horizontal	360	1.50	-	31.35	40.30	9.54	35.38
AV	16.5G	51.63	54.00	-2.37	14.62	3	Horizontal	78	2.71	-	37.01	38.70	11.45	35.53
PK	11G	55.87	74.00	-18.13	14.46	3	Horizontal	360	1.50	-	41.41	40.30	9.54	35.38
PK	16.5G	60.71	74.00	-13.29	14.62	3	Horizontal	78	2.71	-	46.09	38.70	11.45	35.53

802.11ac VHT20_Nss1,(MCS0)_4TX

5580MHz_TX

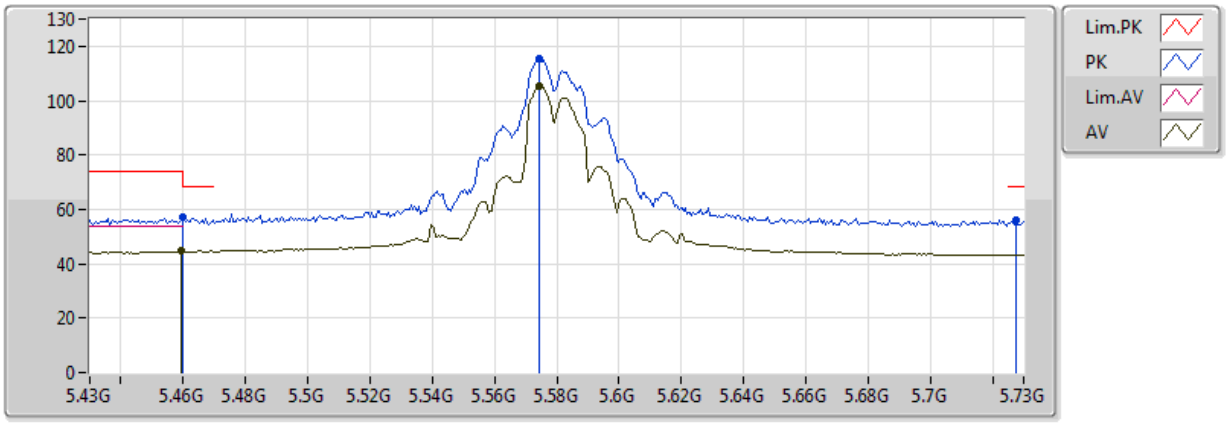

Eut : Z axis

Type	Freq	Level	Limit	Margin	Factor	Dist	Condition	Azimuth	Height	Comments	Raw	AF	CL	PA
	(Hz)	(dBuV/m)	(dBuV/m)	(dB)	(dB)	(m)		(°)	(m)		(dBuV)	(dB)	(dB)	(dB)
AV	5.4594G	44.57	54.00	-9.43	2.96	3	Vertical	149	1.22	-	41.61	31.78	5.67	34.49
AV	5.5746G	105.43	Inf	-Inf	3.14	3	Vertical	149	1.22	-	102.29	31.92	5.72	34.50
PK	5.46G	57.19	74.00	-16.81	2.96	3	Vertical	149	1.22	-	54.23	31.78	5.67	34.49
PK	5.460005G	57.19	68.20	-11.01	2.96	3	Vertical	149	1.22	-	54.23	31.78	5.67	34.49
PK	5.5746G	115.37	Inf	-Inf	3.14	3	Vertical	149	1.22	-	112.24	31.92	5.72	34.50
PK	5.7276G	55.79	68.20	-12.41	3.45	3	Vertical	149	1.22	-	52.34	32.16	5.83	34.55

802.11ac VHT20_Nss1,(MCS0)_4TX

5580MHz_TX

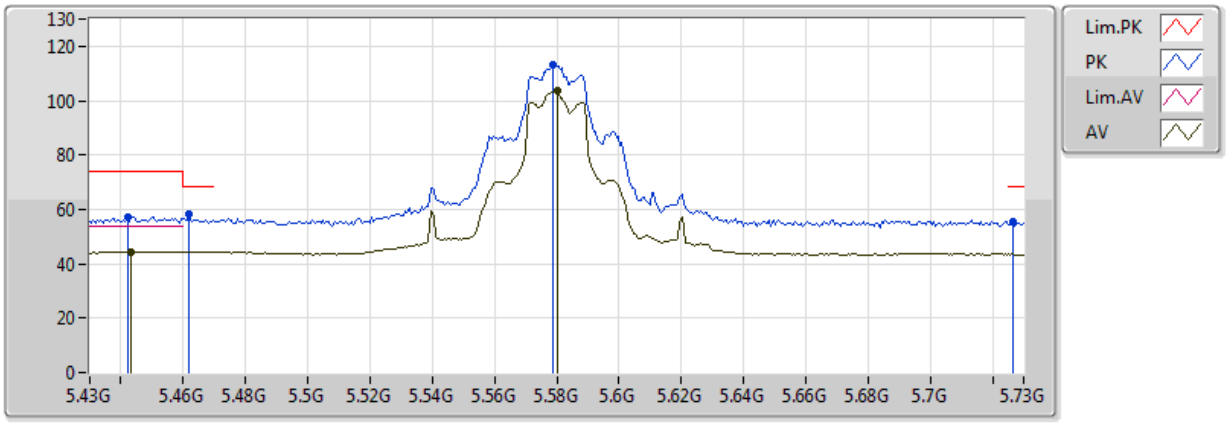

Eut : Z axis

Type	Freq	Level	Limit	Margin	Factor	Dist	Condition	Azimuth	Height	Comments	Raw	AF	CL	PA
	(Hz)	(dBuV/m)	(dBuV/m)	(dB)	(dB)	(m)		(°)	(m)		(dBuV)	(dB)	(dB)	(dB)
AV	5.4432G	44.52	54.00	-9.48	2.95	3	Horizontal	273	3.57	-	41.57	31.78	5.66	34.49
AV	5.58G	103.40	Inf	-Inf	3.15	3	Horizontal	273	3.57	-	100.25	31.93	5.73	34.51
PK	5.442G	57.39	74.00	-16.61	2.95	3	Horizontal	273	3.57	-	54.44	31.78	5.66	34.49
PK	5.4618G	58.11	68.20	-10.09	2.96	3	Horizontal	273	3.57	-	55.15	31.78	5.67	34.49
PK	5.5788G	113.35	Inf	-Inf	3.15	3	Horizontal	273	3.57	-	110.21	31.93	5.73	34.51
PK	5.7264G	55.34	68.20	-12.86	3.45	3	Horizontal	273	3.57	-	51.89	32.16	5.83	34.55

802.11ac VHT20_Nss1,(MCS0)_4TX

5580MHz_TX

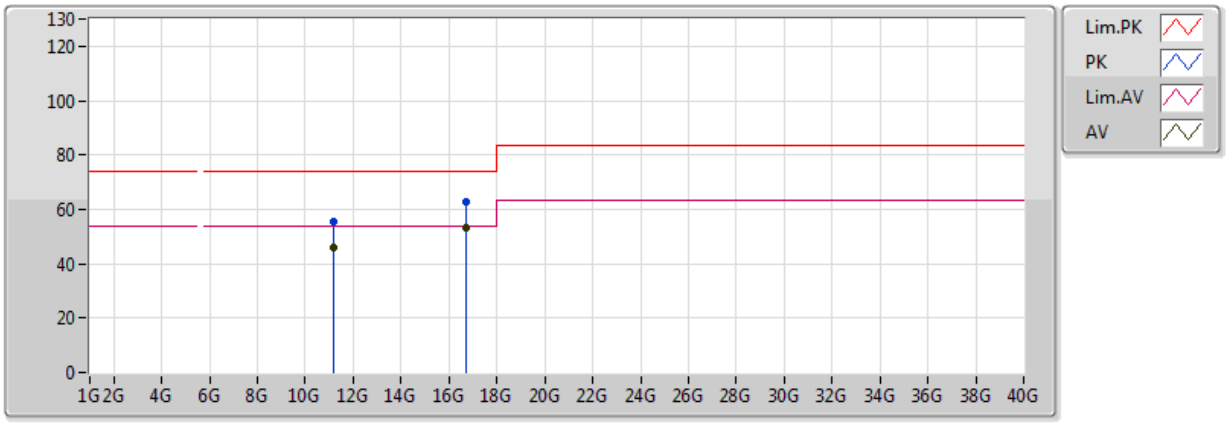

Eut : Z axis

Type	Freq	Level	Limit	Margin	Factor	Dist	Condition	Azimuth	Height	Comments	Raw	AF	CL	PA
	(Hz)	(dBuV/m)	(dBuV/m)	(dB)	(dB)	(m)		(°)	(m)		(dBuV)	(dB)	(dB)	(dB)
AV	11.16G	45.96	54.00	-8.04	14.19	3	Vertical	360	1.50	-	31.77	40.06	9.54	35.41
AV	16.74G	53.30	54.00	-0.70	15.42	3	Vertical	348	2.07	-	37.88	39.37	11.38	35.33
PK	11.16G	55.37	74.00	-18.63	14.19	3	Vertical	360	1.50	-	41.18	40.06	9.54	35.41
PK	16.74G	62.65	74.00	-11.35	15.42	3	Vertical	348	2.07	-	47.23	39.37	11.38	35.33

802.11ac VHT20_Nss1,(MCS0)_4TX

5580MHz_TX

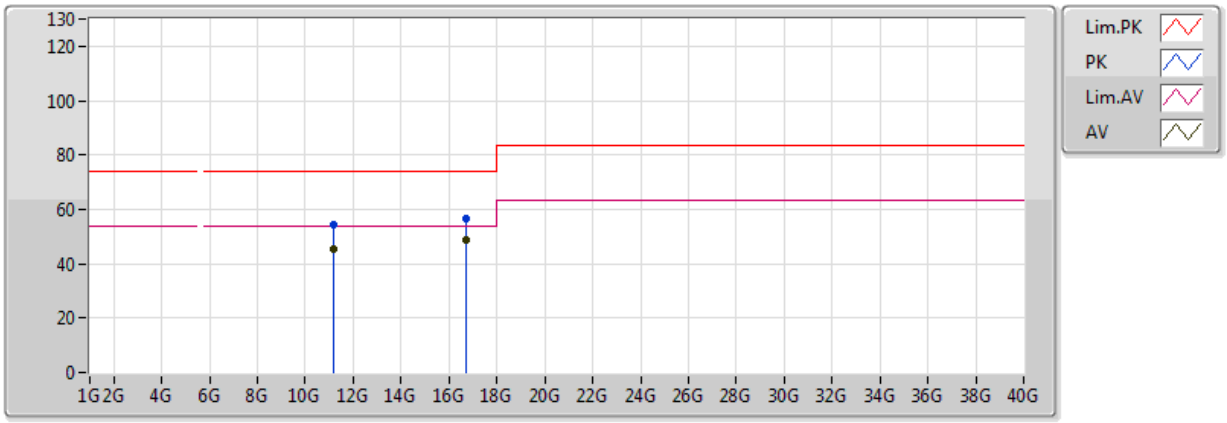

Eut : Z axis

Type	Freq	Level	Limit	Margin	Factor	Dist	Condition	Azimuth	Height	Comments	Raw	AF	CL	PA
	(Hz)	(dBuV/m)	(dBuV/m)	(dB)	(dB)	(m)		(°)	(m)		(dBuV)	(dB)	(dB)	(dB)
AV	11.16G	45.30	54.00	-8.70	14.19	3	Horizontal	0	1.50	-	31.11	40.06	9.54	35.41
AV	16.74G	48.86	54.00	-5.14	15.42	3	Horizontal	5	2.28	-	33.43	39.37	11.38	35.33
PK	11.16G	54.21	74.00	-19.79	14.19	3	Horizontal	0	1.50	-	40.02	40.06	9.54	35.41
PK	16.74G	56.85	74.00	-17.15	15.42	3	Horizontal	5	2.28	-	41.43	39.37	11.38	35.33

802.11ac VHT20_Nss1,(MCS0)_4TX

5700MHz_TX

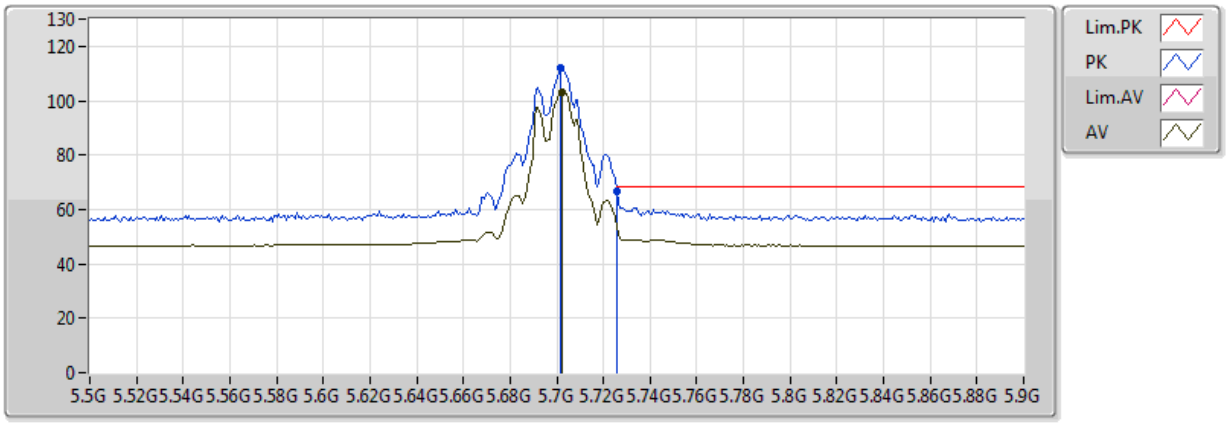

Eut : Z axis

Type	Freq	Level	Limit	Margin	Factor	Dist	Condition	Azimuth	Height	Comments	Raw	AF	CL	PA
	(Hz)	(dBuV/m)	(dBuV/m)	(dB)	(dB)	(m)		(°)	(m)		(dBuV)	(dB)	(dB)	(dB)
AV	5.7024G	103.26	Inf	-Inf	3.44	3	Vertical	157	1.23	-	99.81	32.14	6.48	35.18
PK	5.7016G	112.07	Inf	-Inf	3.44	3	Vertical	157	1.23	-	108.63	32.14	6.48	35.18
PK	5.7256G	66.50	68.20	-1.70	3.46	3	Vertical	157	1.23	-	63.04	32.17	6.47	35.18

802.11ac VHT20_Nss1,(MCS0)_4TX

5700MHz_TX

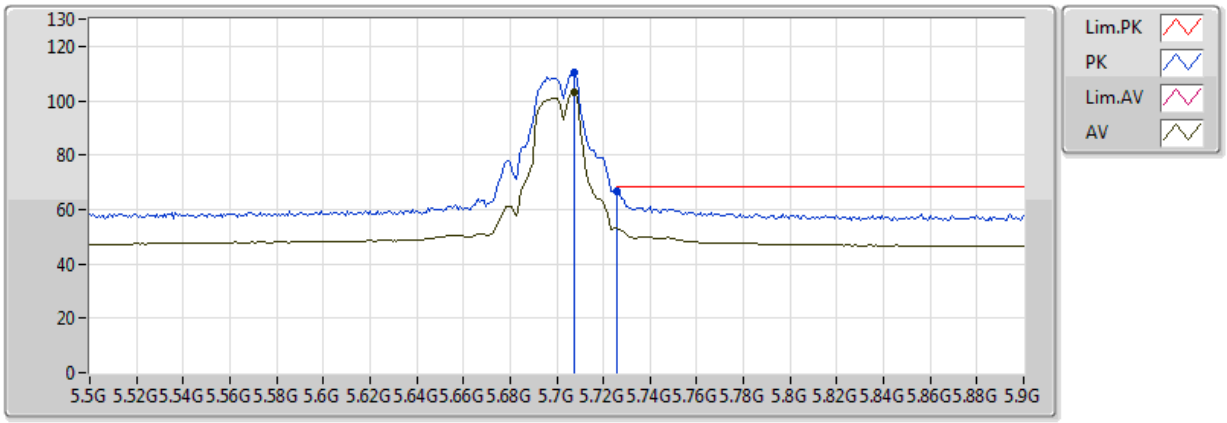

Eut : Z axis

Type	Freq	Level	Limit	Margin	Factor	Dist	Condition	Azimuth	Height	Comments	Raw	AF	CL	PA
	(Hz)	(dBuV/m)	(dBuV/m)	(dB)	(dB)	(m)		(°)	(m)		(dBuV)	(dB)	(dB)	(dB)
AV	5.7072G	102.84	Inf	-Inf	3.45	3	Horizontal	67	1.07	-	99.40	32.15	6.48	35.18
PK	5.7072G	110.45	Inf	-Inf	3.45	3	Horizontal	67	1.07	-	107.01	32.15	6.48	35.18
PK	5.7256G	66.91	68.20	-1.29	3.46	3	Horizontal	67	1.07	-	63.46	32.17	6.47	35.18

802.11ac VHT20_Nss1,(MCS0)_4TX

5700MHz_TX

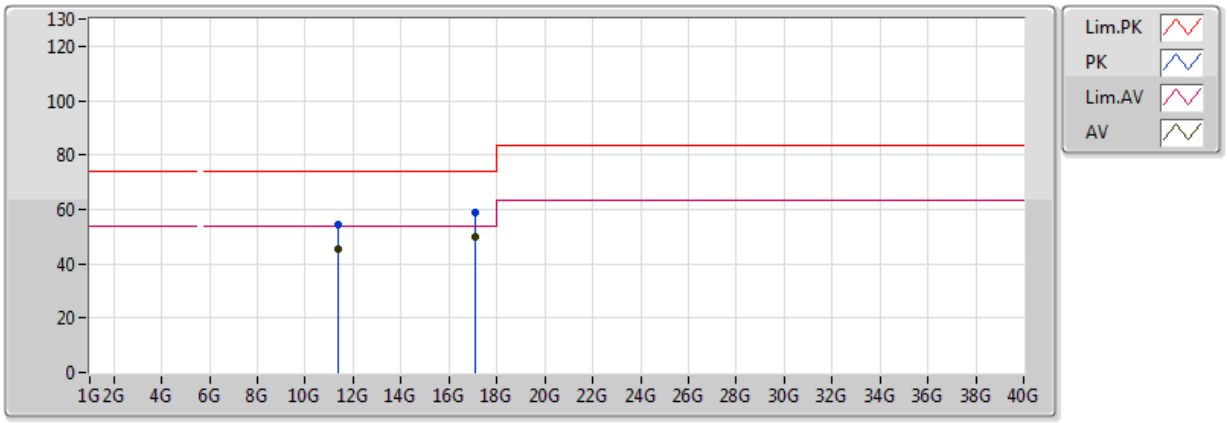

Eut : Z axis

Type	Freq	Level	Limit	Margin	Factor	Dist	Condition	Azimuth	Height	Comments	Raw	AF	CL	PA
	(Hz)	(dBuV/m)	(dBuV/m)	(dB)	(dB)	(m)		(°)	(m)		(dBuV)	(dB)	(dB)	(dB)
AV	11.4G	45.30	54.00	-8.70	13.78	3	Vertical	360	1.50	-	31.52	39.70	9.54	35.46
AV	17.1G	49.99	54.00	-4.01	17.04	3	Vertical	0	1.50	-	32.95	40.83	11.34	35.13
PK	11.4G	54.39	74.00	-19.61	13.78	3	Vertical	360	1.50	-	40.61	39.70	9.54	35.46
PK	17.1G	58.85	74.00	-15.15	17.04	3	Vertical	0	1.50	-	41.81	40.83	11.34	35.13

802.11ac VHT20_Nss1,(MCS0)_4TX

5700MHz_TX

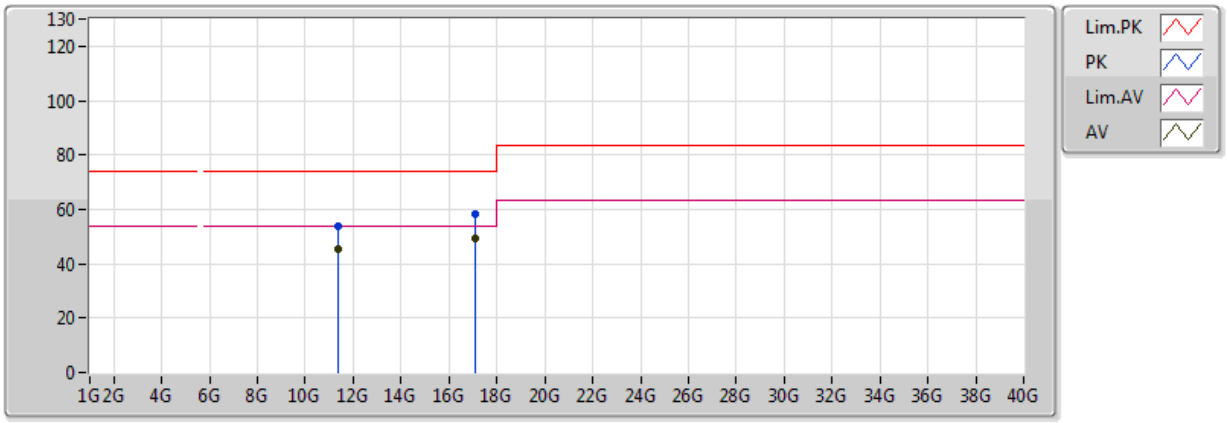

Eut : Z axis

Type	Freq	Level	Limit	Margin	Factor	Dist	Condition	Azimuth	Height	Comments	Raw	AF	CL	PA
	(Hz)	(dBuV/m)	(dBuV/m)	(dB)	(dB)	(m)		(°)	(m)		(dBuV)	(dB)	(dB)	(dB)
AV	11.4G	45.18	54.00	-8.82	13.78	3	Horizontal	0	1.50	-	31.40	39.70	9.54	35.46
AV	17.1G	49.17	54.00	-4.83	17.04	3	Horizontal	360	1.50	-	32.13	40.83	11.34	35.13
PK	11.4G	53.96	74.00	-20.04	13.78	3	Horizontal	0	1.50	-	40.18	39.70	9.54	35.46
PK	17.1G	58.28	74.00	-15.72	17.04	3	Horizontal	360	1.50	-	41.24	40.83	11.34	35.13

802.11ac VHT20_Nss1,(MCS0)_4TX

5720MHz Straddle 5.47-5.725GHz_TX

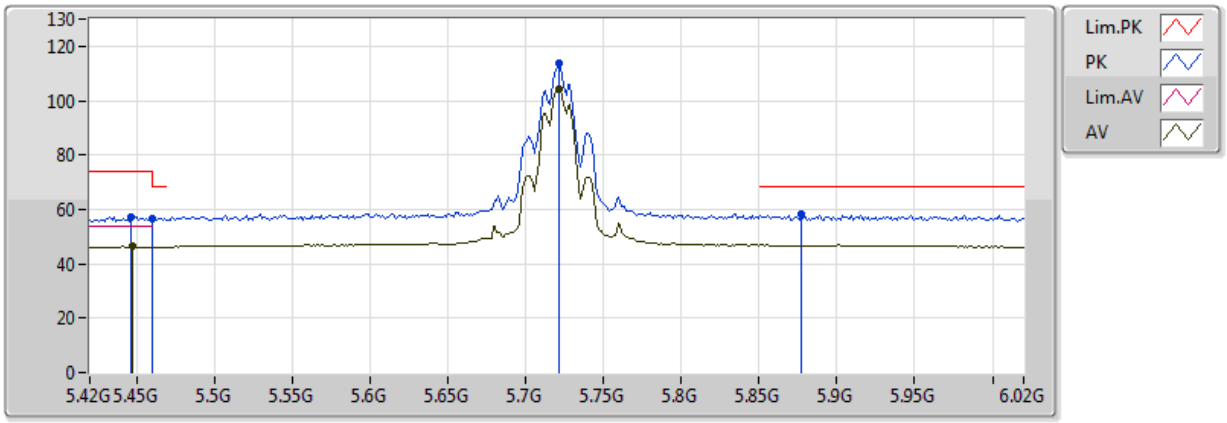

Eut : Z axis

Type	Freq	Level	Limit	Margin	Factor	Dist	Condition	Azimuth	Height	Comments	Raw	AF	CL	PA
	(Hz)	(dBuV/m)	(dBuV/m)	(dB)	(dB)	(m)		(°)	(m)		(dBuV)	(dB)	(dB)	(dB)
AV	5.4476G	46.28	54.00	-7.72	3.21	3	Vertical	159	1.34	-	43.07	31.86	6.53	35.18
AV	5.7212G	104.38	Inf	-Inf	3.45	3	Vertical	159	1.34	-	100.93	32.17	6.47	35.18
PK	5.4464G	56.95	74.00	-17.05	3.21	3	Vertical	159	1.34	-	53.73	31.86	6.53	35.18
PK	5.460005G	56.86	68.20	-11.34	3.23	3	Vertical	159	1.34	-	53.63	31.87	6.53	35.17
PK	5.7212G	113.54	Inf	-Inf	3.45	3	Vertical	159	1.34	-	110.08	32.17	6.47	35.18
PK	5.8772G	58.11	68.20	-10.09	3.58	3	Vertical	159	1.34	-	54.53	32.35	6.42	35.19

802.11ac VHT20_Nss1,(MCS0)_4TX

5720MHz Straddle 5.47-5.725GHz_TX

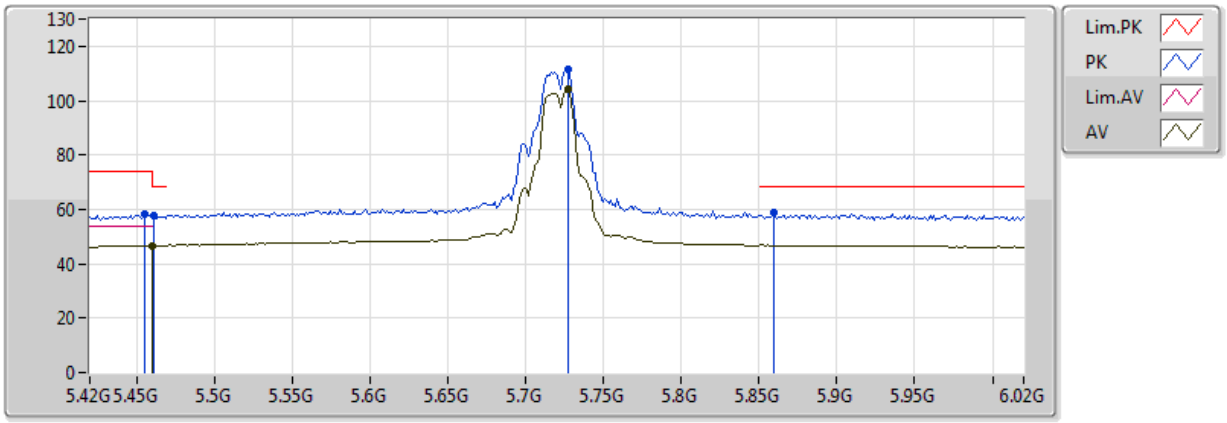

Eut : Z axis

Type	Freq	Level	Limit	Margin	Factor	Dist	Condition	Azimuth	Height	Comments	Raw	AF	CL	PA
	(Hz)	(dBuV/m)	(dBuV/m)	(dB)	(dB)	(m)		(°)	(m)		(dBuV)	(dB)	(dB)	(dB)
AV	5.459995G	46.60	54.00	-7.40	3.23	3	Horizontal	67	1.01	-	43.38	31.87	6.53	35.17
AV	5.7272G	104.08	Inf	-Inf	3.46	3	Horizontal	67	1.01	-	100.62	32.17	6.47	35.18
PK	5.4548G	58.18	74.00	-15.82	3.22	3	Horizontal	67	1.01	-	54.96	31.86	6.53	35.17
PK	5.4608G	57.45	68.20	-10.75	3.23	3	Horizontal	67	1.01	-	54.22	31.87	6.53	35.17
PK	5.7272G	111.76	Inf	-Inf	3.46	3	Horizontal	67	1.01	-	108.30	32.17	6.47	35.18
PK	5.8592G	58.75	68.20	-9.45	3.56	3	Horizontal	67	1.01	-	55.18	32.33	6.42	35.19

802.11ac VHT20_Nss1,(MCS0)_4TX

5720MHz Straddle 5.47-5.725GHz_TX

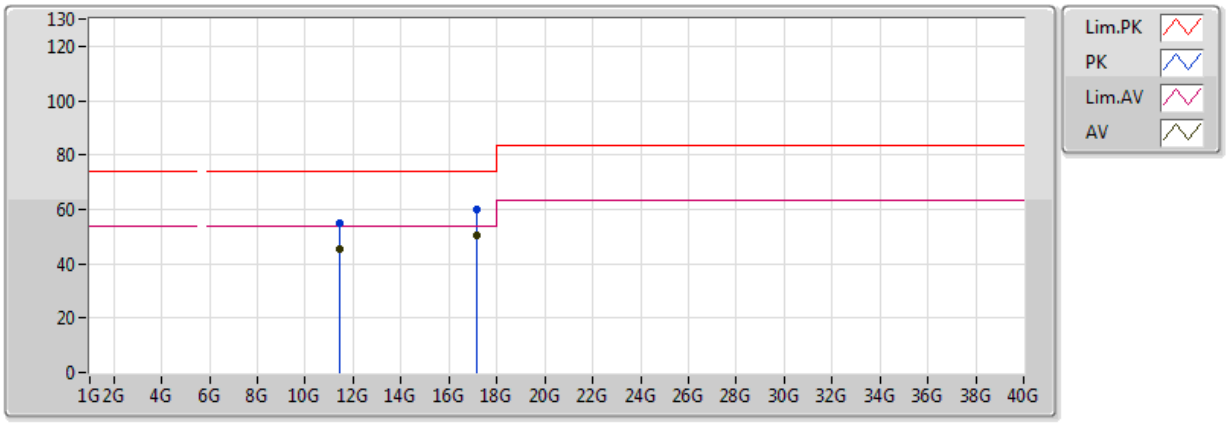

Eut : Z axis

Type	Freq	Level	Limit	Margin	Factor	Dist	Condition	Azimuth	Height	Comments	Raw	AF	CL	PA
	(Hz)	(dBuV/m)	(dBuV/m)	(dB)	(dB)	(m)		(°)	(m)		(dBuV)	(dB)	(dB)	(dB)
AV	11.44G	45.60	54.00	-8.40	13.71	3	Vertical	0	1.50	-	31.89	39.64	9.54	35.47
AV	17.16G	50.60	54.00	-3.40	17.49	3	Vertical	360	1.50	-	33.11	41.27	11.37	35.14
PK	11.44G	54.80	74.00	-19.20	13.71	3	Vertical	0	1.50	-	41.09	39.64	9.54	35.47
PK	17.16G	59.79	74.00	-14.21	17.49	3	Vertical	360	1.50	-	42.30	41.27	11.37	35.14

802.11ac VHT20_Nss1,(MCS0)_4TX

5720MHz Straddle 5.47-5.725GHz_TX

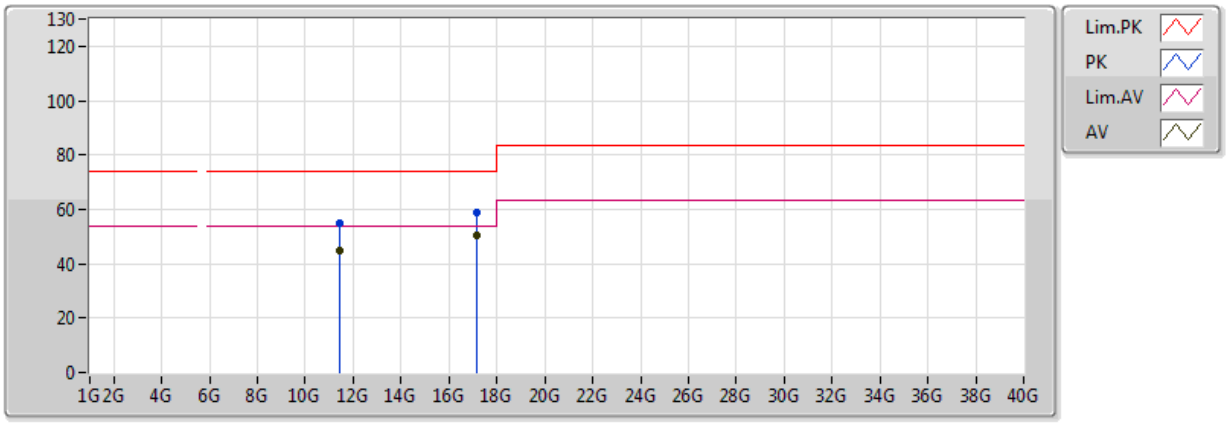

Eut : Z axis

Type	Freq	Level	Limit	Margin	Factor	Dist	Condition	Azimuth	Height	Comments	Raw	AF	CL	PA
	(Hz)	(dBuV/m)	(dBuV/m)	(dB)	(dB)	(m)		(°)	(m)		(dBuV)	(dB)	(dB)	(dB)
AV	11.44G	44.92	54.00	-9.08	13.71	3	Horizontal	360	1.50	-	31.20	39.64	9.54	35.47
AV	17.16G	50.22	54.00	-3.78	17.49	3	Horizontal	0	1.50	-	32.73	41.27	11.37	35.14
PK	11.44G	54.96	74.00	-19.04	13.71	3	Horizontal	360	1.50	-	41.25	39.64	9.54	35.47
PK	17.16G	59.10	74.00	-14.90	17.49	3	Horizontal	0	1.50	-	41.61	41.27	11.37	35.14

802.11ac VHT20_Nss1,(MCS0)_4TX

5745MHz_TX

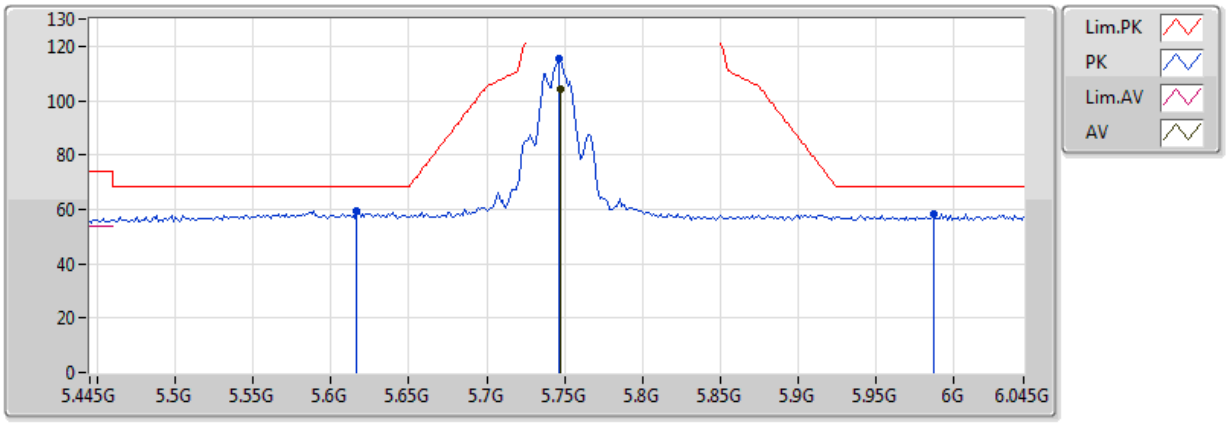

Eut : Z axis

Type	Freq	Level	Limit	Margin	Factor	Dist	Condition	Azimuth	Height	Comments	Raw	AF	CL	PA
	(Hz)	(dBuV/m)	(dBuV/m)	(dB)	(dB)	(m)		(°)	(m)		(dBuV)	(dB)	(dB)	(dB)
AV	5.7474G	104.44	Inf	-Inf	3.49	3	Vertical	166	1.84	-	100.94	32.20	5.85	34.55
PK	5.6166G	59.15	68.20	-9.05	3.22	3	Vertical	166	1.84	-	55.93	31.99	5.75	34.51
PK	5.7462G	115.71	Inf	-Inf	3.49	3	Vertical	166	1.84	-	112.22	32.19	5.85	34.55
PK	5.9874G	58.47	68.20	-9.73	3.99	3	Vertical	166	1.84	-	54.48	32.58	6.02	34.61

802.11ac VHT20_Nss1,(MCS0)_4TX

5745MHz_TX

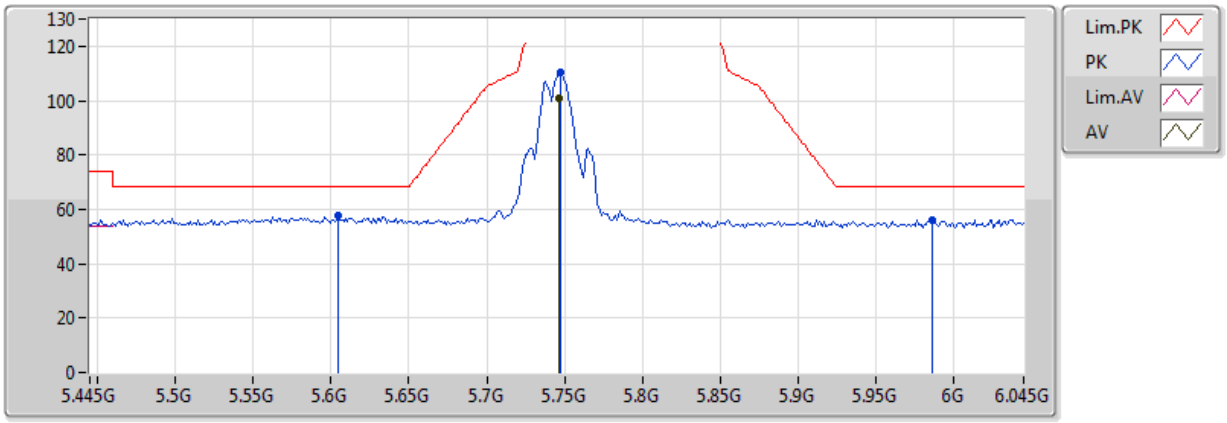

Eut : Z axis

Type	Freq	Level	Limit	Margin	Factor	Dist	Condition	Azimuth	Height	Comments	Raw	AF	CL	PA
	(Hz)	(dBuV/m)	(dBuV/m)	(dB)	(dB)	(m)		(°)	(m)		(dBuV)	(dB)	(dB)	(dB)
AV	5.7462G	100.68	Inf	-Inf	3.49	3	Horizontal	259	1.50	-	97.19	32.19	5.85	34.55
PK	5.6046G	57.44	68.20	-10.76	3.20	3	Horizontal	259	1.50	-	54.24	31.97	5.74	34.51
PK	5.7474G	110.29	Inf	-Inf	3.49	3	Horizontal	259	1.50	-	106.79	32.20	5.85	34.55
PK	5.9862G	56.00	68.20	-12.20	3.99	3	Horizontal	259	1.50	-	52.00	32.58	6.02	34.61

802.11ac VHT20_Nss1,(MCS0)_4TX

5745MHz_TX

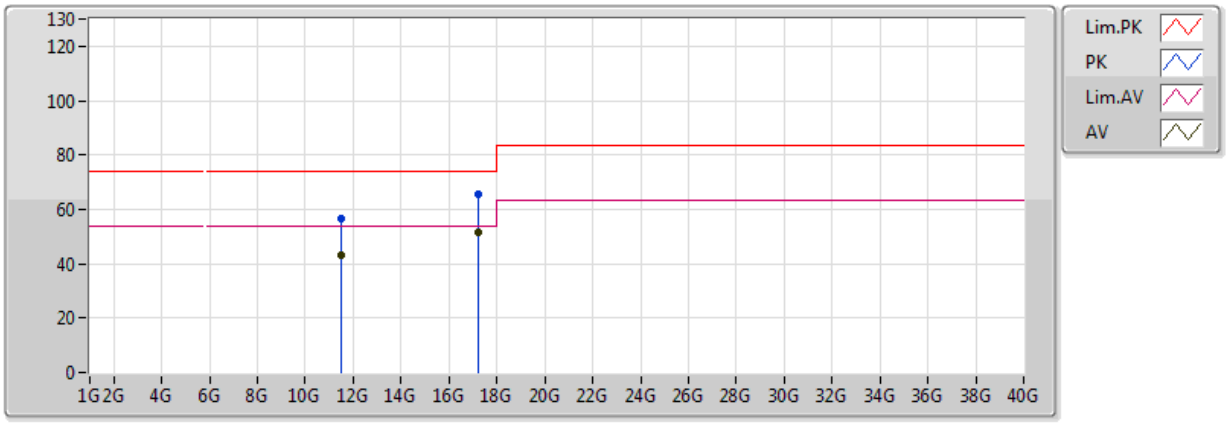

Eut : Z axis

Type	Freq	Level	Limit	Margin	Factor	Dist	Condition	Azimuth	Height	Comments	Raw	AF	CL	PA
	(Hz)	(dBuV/m)	(dBuV/m)	(dB)	(dB)	(m)		(°)	(m)		(dBuV)	(dB)	(dB)	(dB)
AV	11.49G	43.20	54.00	-10.80	13.41	3	Vertical	44	2.32	-	29.79	39.71	8.35	34.66
AV	17.235G	51.39	54.00	-2.61	18.24	3	Vertical	105	3.66	-	33.15	41.60	10.47	33.83
PK	11.49G	56.52	74.00	-17.48	13.41	3	Vertical	44	2.32	-	43.11	39.71	8.35	34.66
PK	17.235G	65.47	74.00	-8.53	18.24	3	Vertical	105	3.66	-	47.23	41.60	10.47	33.83

802.11ac VHT20_Nss1,(MCS0)_4TX

5745MHz_TX

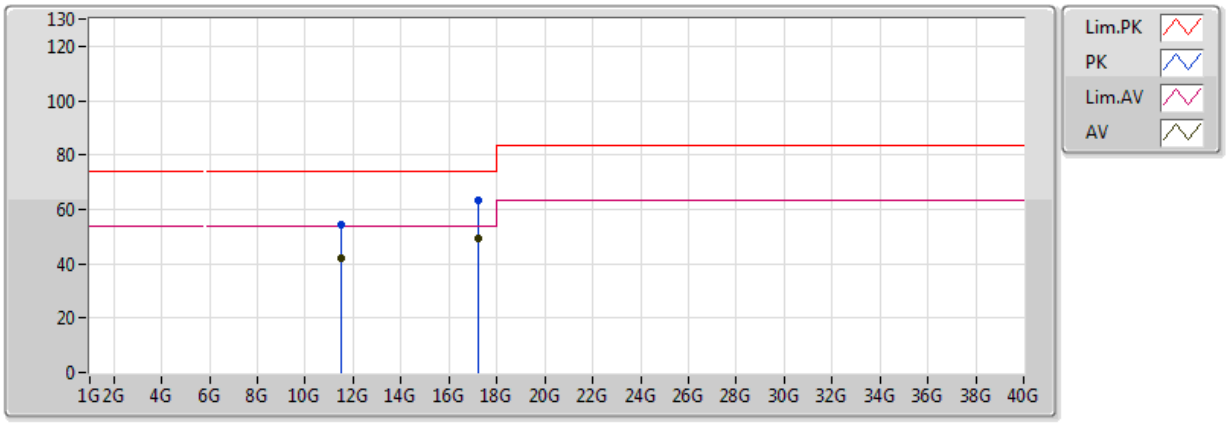

Eut : Z axis

Type	Freq	Level	Limit	Margin	Factor	Dist	Condition	Azimuth	Height	Comments	Raw	AF	CL	PA
	(Hz)	(dBuV/m)	(dBuV/m)	(dB)	(dB)	(m)		(°)	(m)		(dBuV)	(dB)	(dB)	(dB)
AV	11.49G	41.95	54.00	-12.05	13.41	3	Horizontal	347	3.28	-	28.54	39.71	8.35	34.66
AV	17.235G	49.32	54.00	-4.68	18.24	3	Horizontal	38	3.25	-	31.08	41.60	10.47	33.83
PK	11.49G	54.39	74.00	-19.61	13.41	3	Horizontal	347	3.28	-	40.98	39.71	8.35	34.66
PK	17.235G	63.57	74.00	-10.43	18.24	3	Horizontal	38	3.25	-	45.33	41.60	10.47	33.83

802.11ac VHT20_Nss1,(MCS0)_4TX

5785MHz_TX

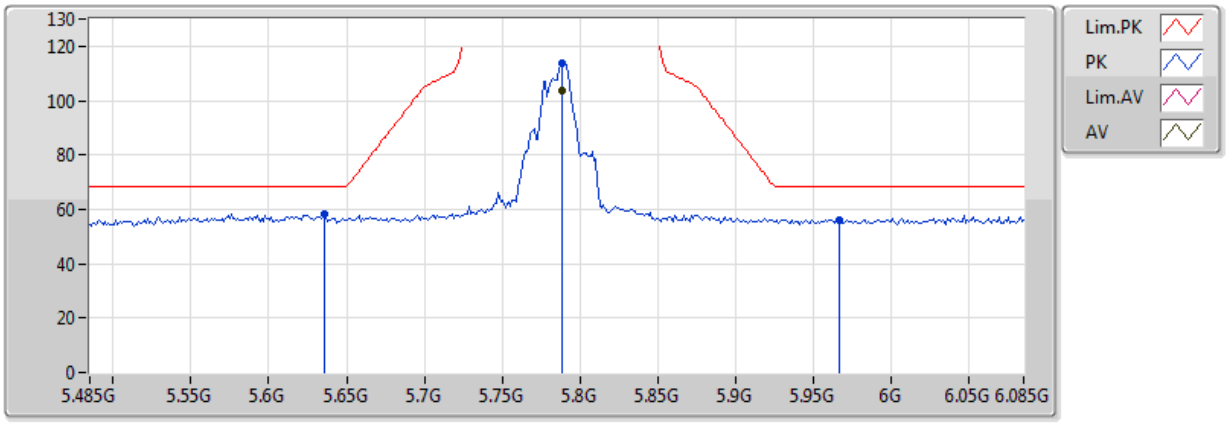

Eut : Z axis

Type	Freq	Level	Limit	Margin	Factor	Dist	Condition	Azimuth	Height	Comments	Raw	AF	CL	PA
	(Hz)	(dBuV/m)	(dBuV/m)	(dB)	(dB)	(m)		(°)	(m)		(dBuV)	(dB)	(dB)	(dB)
AV	5.7886G	103.72	Inf	-Inf	3.58	3	Vertical	345	1.36	-	100.14	32.26	5.88	34.56
PK	5.6362G	58.50	68.20	-9.70	3.26	3	Vertical	345	1.36	-	55.24	32.02	5.77	34.52
PK	5.7886G	113.90	Inf	-Inf	3.58	3	Vertical	345	1.36	-	110.31	32.26	5.88	34.56
PK	5.9662G	56.31	68.20	-11.89	3.95	3	Vertical	345	1.36	-	52.36	32.55	6.01	34.60

802.11ac VHT20_Nss1,(MCS0)_4TX

5785MHz_TX

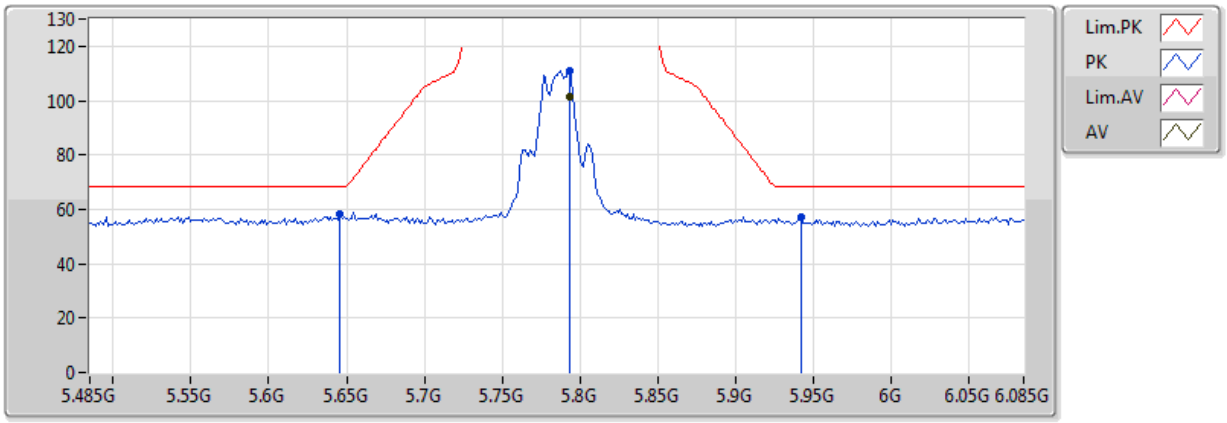

Eut : Z axis

Type	Freq	Level	Limit	Margin	Factor	Dist	Condition	Azimuth	Height	Comments	Raw	AF	CL	PA
	(Hz)	(dBuV/m)	(dBuV/m)	(dB)	(dB)	(m)		(°)	(m)		(dBuV)	(dB)	(dB)	(dB)
AV	5.7934G	101.17	Inf	-Inf	3.60	3	Horizontal	260	3.69	-	97.57	32.27	5.88	34.56
PK	5.6458G	58.48	68.20	-9.72	3.28	3	Horizontal	260	3.69	-	55.19	32.03	5.77	34.52
PK	5.7934G	111.03	Inf	-Inf	3.60	3	Horizontal	260	3.69	-	107.44	32.27	5.88	34.56
PK	5.9422G	57.34	68.20	-10.86	3.90	3	Horizontal	260	3.69	-	53.44	32.51	5.99	34.60

802.11ac VHT20_Nss1,(MCS0)_4TX

5785MHz_TX

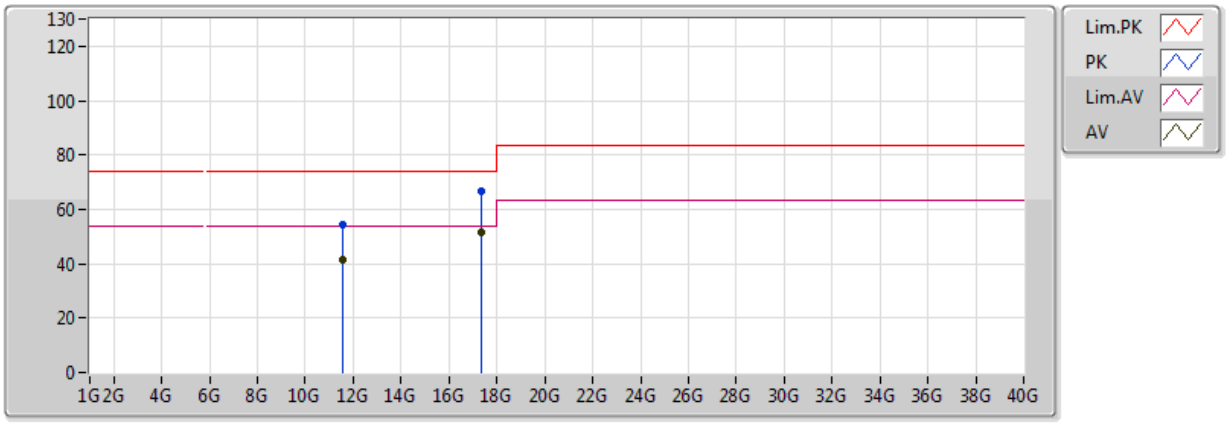

Eut : Z axis

Type	Freq	Level	Limit	Margin	Factor	Dist	Condition	Azimuth	Height	Comments	Raw	AF	CL	PA
	(Hz)	(dBuV/m)	(dBuV/m)	(dB)	(dB)	(m)		(°)	(m)		(dBuV)	(dB)	(dB)	(dB)
AV	11.57G	41.34	54.00	-12.66	13.30	3	Vertical	52	2.12	-	28.04	39.60	8.37	34.68
AV	17.355G	51.34	54.00	-2.66	19.06	3	Vertical	107	3.39	-	32.28	42.41	10.53	33.88
PK	11.57G	54.60	74.00	-19.40	13.30	3	Vertical	52	2.12	-	41.30	39.60	8.37	34.68
PK	17.355G	66.48	74.00	-7.52	19.06	3	Vertical	107	3.39	-	47.42	42.41	10.53	33.88

802.11ac VHT20_Nss1,(MCS0)_4TX

5785MHz_TX

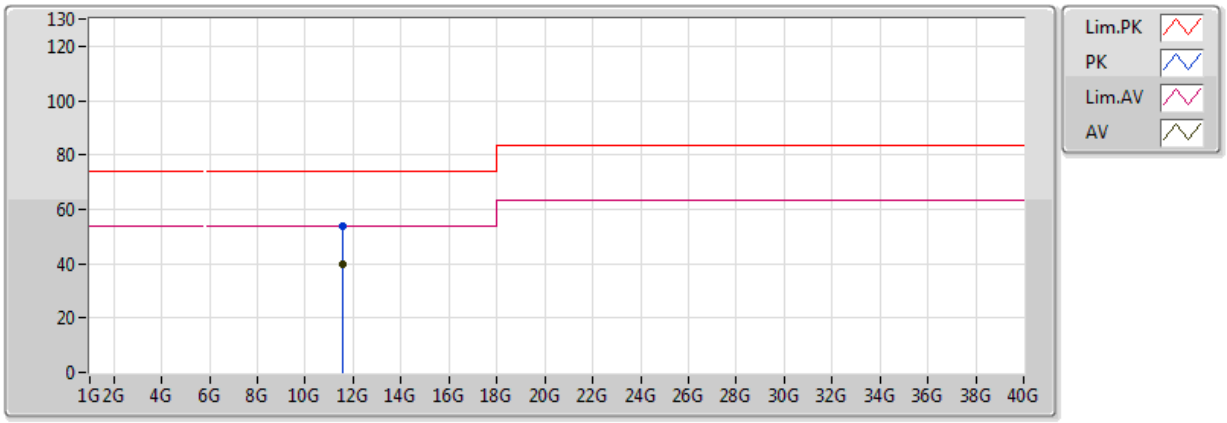

Eut : Z axis

Type	Freq	Level	Limit	Margin	Factor	Dist	Condition	Azimuth	Height	Comments	Raw	AF	CL	PA
	(Hz)	(dBuV/m)	(dBuV/m)	(dB)	(dB)	(m)		(°)	(m)		(dBuV)	(dB)	(dB)	(dB)
AV	11.57G	39.98	54.00	-14.02	13.30	3	Horizontal	290	2.45	-	26.68	39.60	8.37	34.68
PK	11.57G	53.75	74.00	-20.25	13.30	3	Horizontal	290	2.45	-	40.45	39.60	8.37	34.68

802.11ac VHT20_Nss1,(MCS0)_4TX

5825MHz_TX

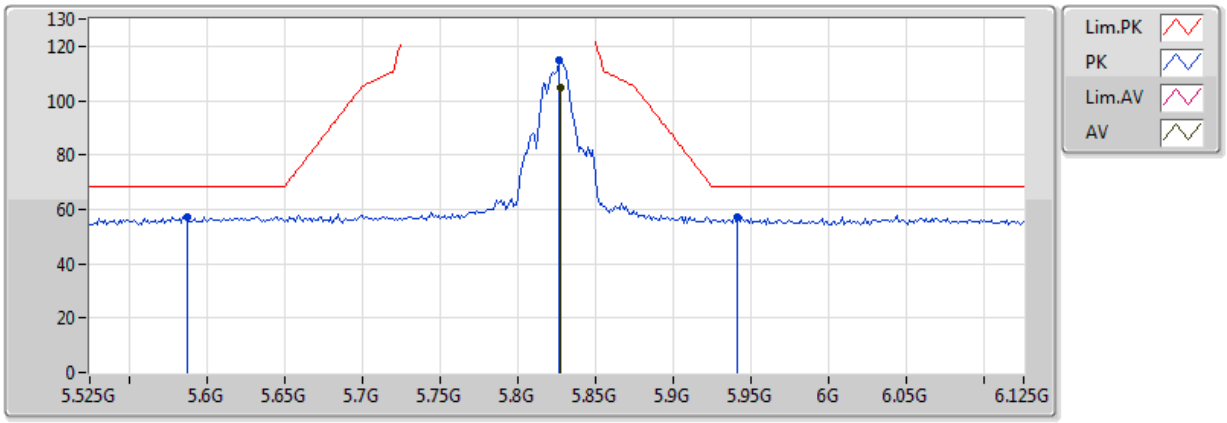

Eut : Z axis

Type	Freq	Level	Limit	Margin	Factor	Dist	Condition	Azimuth	Height	Comments	Raw	AF	CL	PA
	(Hz)	(dBuV/m)	(dBuV/m)	(dB)	(dB)	(m)		(°)	(m)		(dBuV)	(dB)	(dB)	(dB)
AV	5.8274G	104.86	Inf	-Inf	3.66	3	Vertical	344	1.23	-	101.19	32.32	5.91	34.57
PK	5.5874G	57.23	68.20	-10.97	3.16	3	Vertical	344	1.23	-	54.07	31.94	5.73	34.51
PK	5.8262G	114.86	Inf	-Inf	3.66	3	Vertical	344	1.23	-	111.20	32.32	5.91	34.57
PK	5.9414G	57.41	68.20	-10.79	3.90	3	Vertical	344	1.23	-	53.51	32.51	5.99	34.60

802.11ac VHT20_Nss1,(MCS0)_4TX

5825MHz_TX

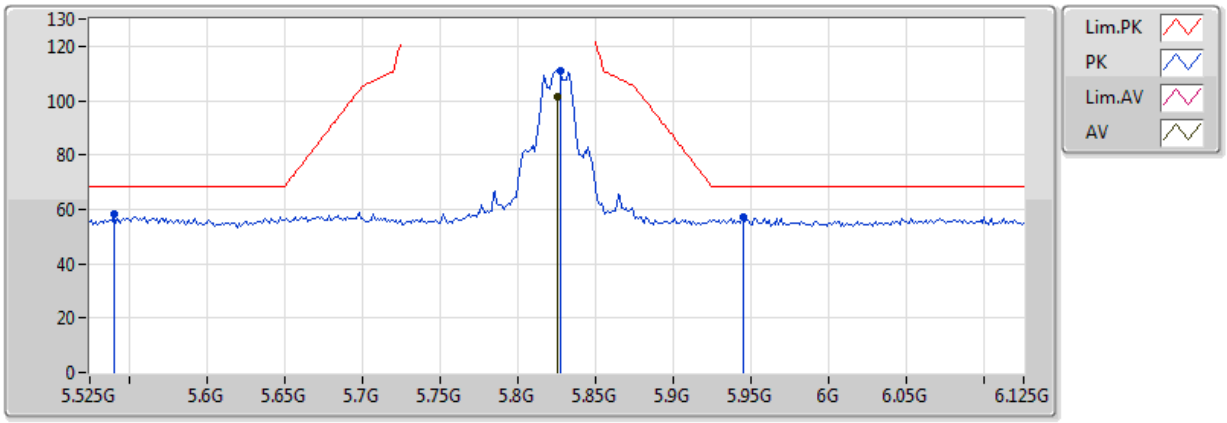

Eut : Z axis

Type	Freq	Level	Limit	Margin	Factor	Dist	Condition	Azimuth	Height	Comments	Raw	AF	CL	PA
	(Hz)	(dBuV/m)	(dBuV/m)	(dB)	(dB)	(m)		(°)	(m)		(dBuV)	(dB)	(dB)	(dB)
AV	5.825G	101.62	Inf	-Inf	3.66	3	Horizontal	261	3.65	-	97.96	32.32	5.91	34.57
PK	5.5406G	58.08	68.20	-10.12	3.07	3	Horizontal	261	3.65	-	55.01	31.86	5.70	34.50
PK	5.8274G	111.15	Inf	-Inf	3.66	3	Horizontal	261	3.65	-	107.49	32.32	5.91	34.57
PK	5.945G	56.96	68.20	-11.24	3.90	3	Horizontal	261	3.65	-	53.06	32.51	5.99	34.60

802.11ac VHT20_Nss1,(MCS0)_4TX

5825MHz_TX

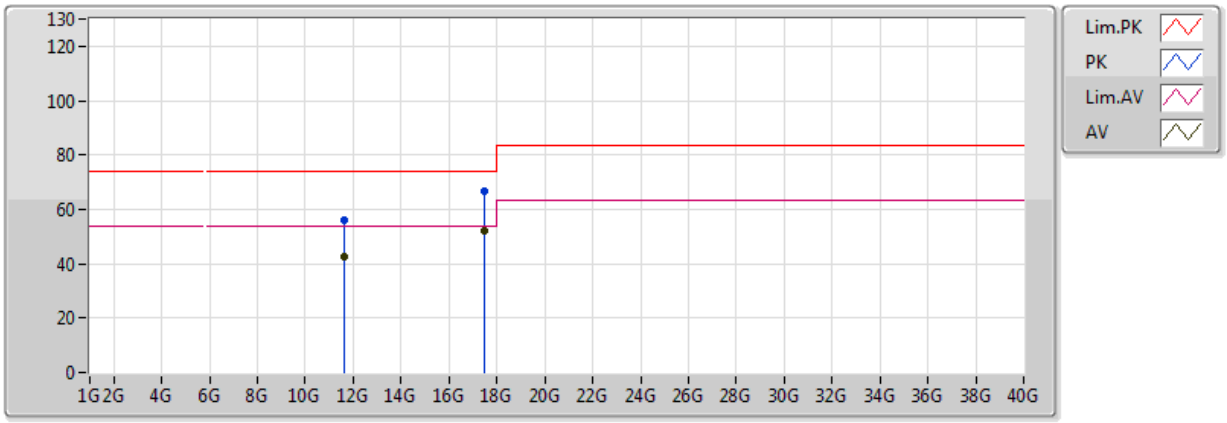

Eut : Z axis

Type	Freq	Level	Limit	Margin	Factor	Dist	Condition	Azimuth	Height	Comments	Raw	AF	CL	PA
	(Hz)	(dBuV/m)	(dBuV/m)	(dB)	(dB)	(m)		(°)	(m)		(dBuV)	(dB)	(dB)	(dB)
AV	11.65G	42.59	54.00	-11.41	13.19	3	Vertical	56	2.02	-	29.40	39.49	8.40	34.70
AV	17.475G	52.37	54.00	-1.63	19.87	3	Vertical	332	2.69	-	32.50	43.23	10.58	33.94
PK	11.65G	55.77	74.00	-18.23	13.19	3	Vertical	56	2.02	-	42.58	39.49	8.40	34.70
PK	17.475G	66.69	74.00	-7.31	19.87	3	Vertical	332	2.69	-	46.82	43.23	10.58	33.94

802.11ac VHT20_Nss1,(MCS0)_4TX

5825MHz_TX

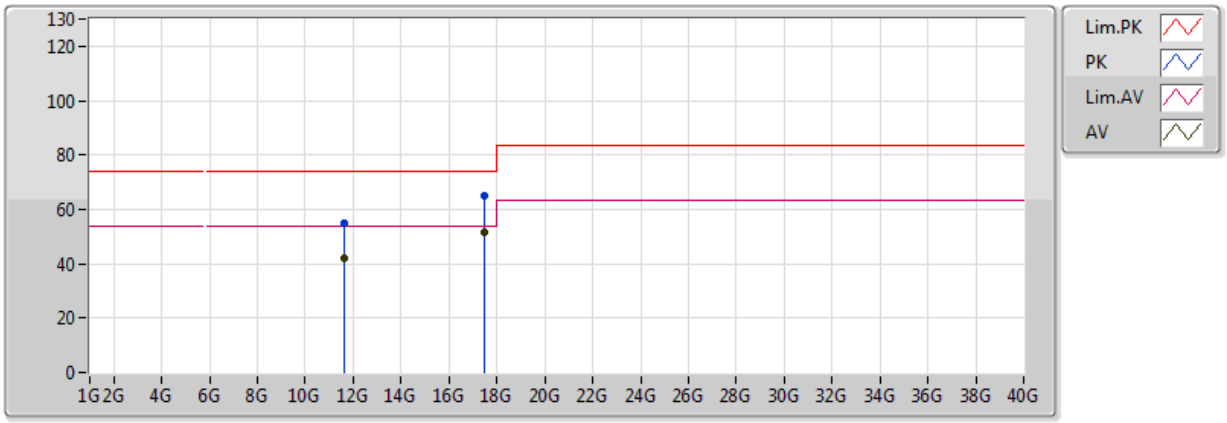

Eut : Z axis

Type	Freq	Level	Limit	Margin	Factor	Dist	Condition	Azimuth	Height	Comments	Raw	AF	CL	PA
	(Hz)	(dBuV/m)	(dBuV/m)	(dB)	(dB)	(m)		(°)	(m)		(dBuV)	(dB)	(dB)	(dB)
AV	11.65G	41.91	54.00	-12.09	13.19	3	Horizontal	346	3.60	-	28.72	39.49	8.40	34.70
AV	17.475G	51.35	54.00	-2.65	19.87	3	Horizontal	21	2.87	-	31.48	43.23	10.58	33.94
PK	11.65G	54.64	74.00	-19.36	13.19	3	Horizontal	346	3.60	-	41.45	39.49	8.40	34.70
PK	17.475G	65.14	74.00	-8.86	19.87	3	Horizontal	21	2.87	-	45.27	43.23	10.58	33.94

802.11ac VHT40_Nss1,(MCS0)_4TX

5190MHz_TX

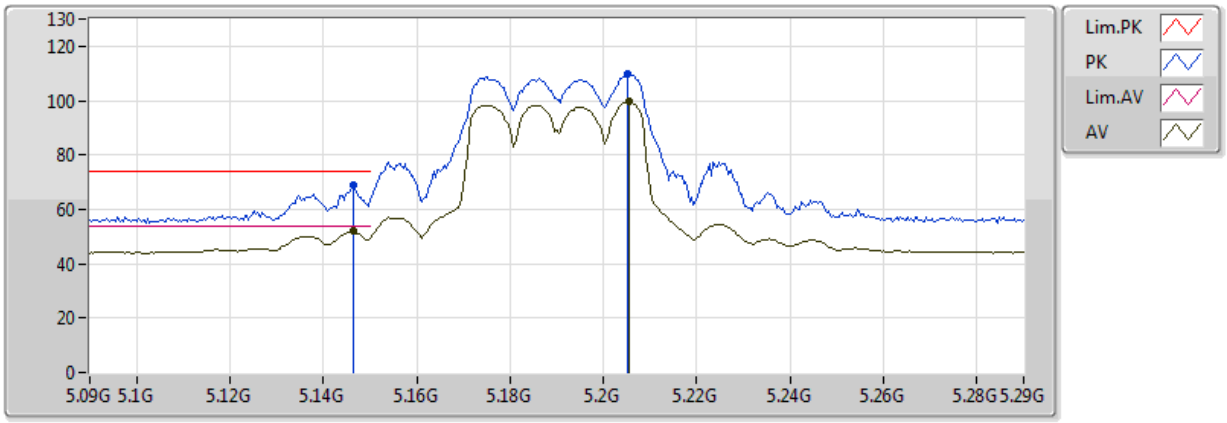

Eut : Z axis

Type	Freq	Level	Limit	Margin	Factor	Dist	Condition	Azimuth	Height	Comments	Raw	AF	CL	PA
	(Hz)	(dBuV/m)	(dBuV/m)	(dB)	(dB)	(m)		(°)	(m)		(dBuV)	(dB)	(dB)	(dB)
AV	5.1464G	51.92	54.00	-2.08	2.80	3	Vertical	136	3.18	-	49.12	31.66	5.62	34.48
AV	5.2056G	99.58	Inf	-Inf	2.83	3	Vertical	136	3.18	-	96.74	31.68	5.63	34.48
PK	5.1464G	68.68	74.00	-5.32	2.80	3	Vertical	136	3.18	-	65.88	31.66	5.62	34.48
PK	5.2052G	109.64	Inf	-Inf	2.83	3	Vertical	136	3.18	-	106.81	31.68	5.63	34.48

802.11ac VHT40_Nss1,(MCS0)_4TX

5190MHz_TX

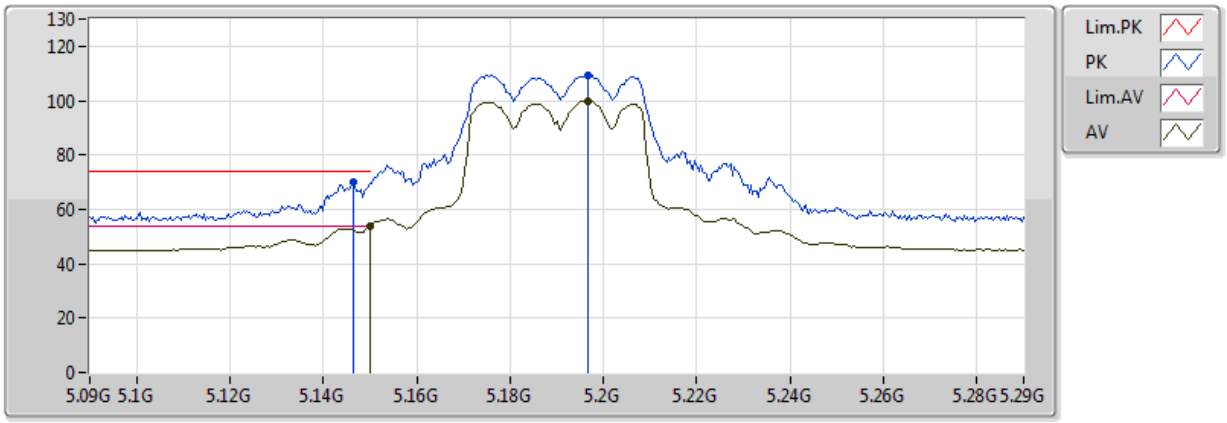

Eut : Z axis

Type	Freq	Level	Limit	Margin	Factor	Dist	Condition	Azimuth	Height	Comments	Raw	AF	CL	PA
	(Hz)	(dBuV/m)	(dBuV/m)	(dB)	(dB)	(m)		(°)	(m)		(dBuV)	(dB)	(dB)	(dB)
AV	5.149995G	53.69	54.00	-0.31	2.80	3	Horizontal	298	1.01	-	50.89	31.66	5.62	34.48
AV	5.1968G	99.85	Inf	-Inf	2.83	3	Horizontal	298	1.01	-	97.02	31.68	5.63	34.48
PK	5.1464G	70.06	74.00	-3.94	2.80	3	Horizontal	298	1.01	-	67.26	31.66	5.62	34.48
PK	5.1968G	109.35	Inf	-Inf	2.83	3	Horizontal	298	1.01	-	106.52	31.68	5.63	34.48

802.11ac VHT40_Nss1,(MCS0)_4TX

5190MHz_TX

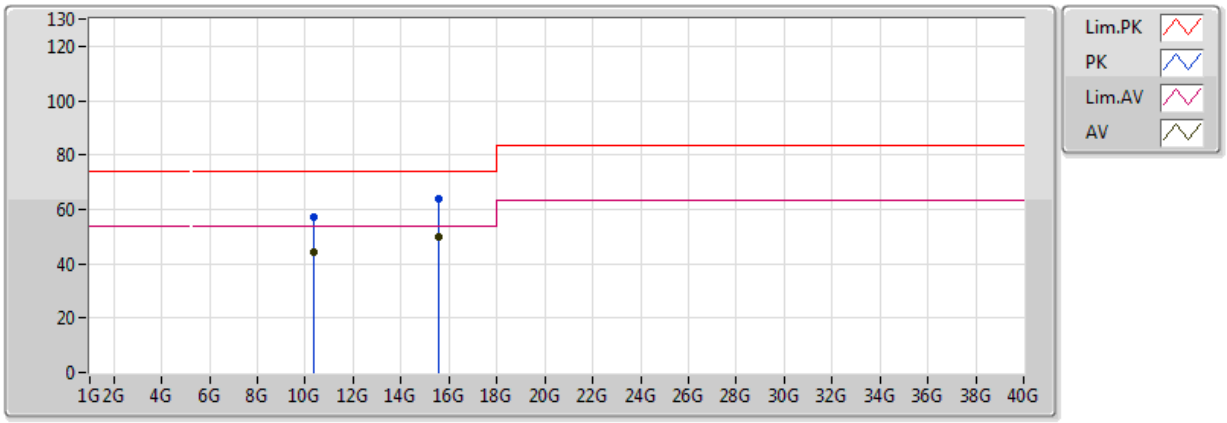

Eut : Z axis

Type	Freq	Level	Limit	Margin	Factor	Dist	Condition	Azimuth	Height	Comments	Raw	AF	CL	PA
	(Hz)	(dBuV/m)	(dBuV/m)	(dB)	(dB)	(m)		(°)	(m)		(dBuV)	(dB)	(dB)	(dB)
AV	10.38G	44.28	54.00	-9.72	12.49	3	Vertical	345	2.59	-	31.79	39.53	7.94	34.99
AV	15.57G	49.74	54.00	-4.26	13.98	3	Vertical	333	2.77	-	35.76	38.73	9.96	34.72
PK	10.38G	57.14	74.00	-16.86	12.49	3	Vertical	345	2.59	-	44.65	39.53	7.94	34.99
PK	15.57G	63.61	74.00	-10.39	13.98	3	Vertical	333	2.77	-	49.63	38.73	9.96	34.72

802.11ac VHT40_Nss1,(MCS0)_4TX

5190MHz_TX

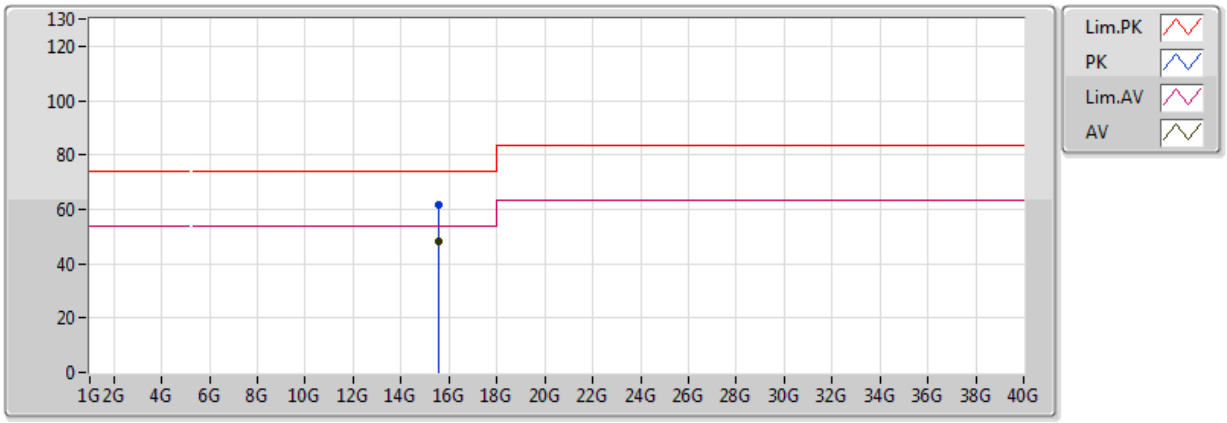

Eut : Z axis

Type	Freq	Level	Limit	Margin	Factor	Dist	Condition	Azimuth	Height	Comments	Raw	AF	CL	PA
	(Hz)	(dBuV/m)	(dBuV/m)	(dB)	(dB)	(m)		(°)	(m)		(dBuV)	(dB)	(dB)	(dB)
AV	15.57G	47.92	54.00	-6.08	13.98	3	Horizontal	287	2.38	-	33.94	38.73	9.96	34.72
PK	15.57G	61.89	74.00	-12.11	13.98	3	Horizontal	287	2.38	-	47.91	38.73	9.96	34.72

802.11ac VHT40_Nss1,(MCS0)_4TX

5230MHz_TX

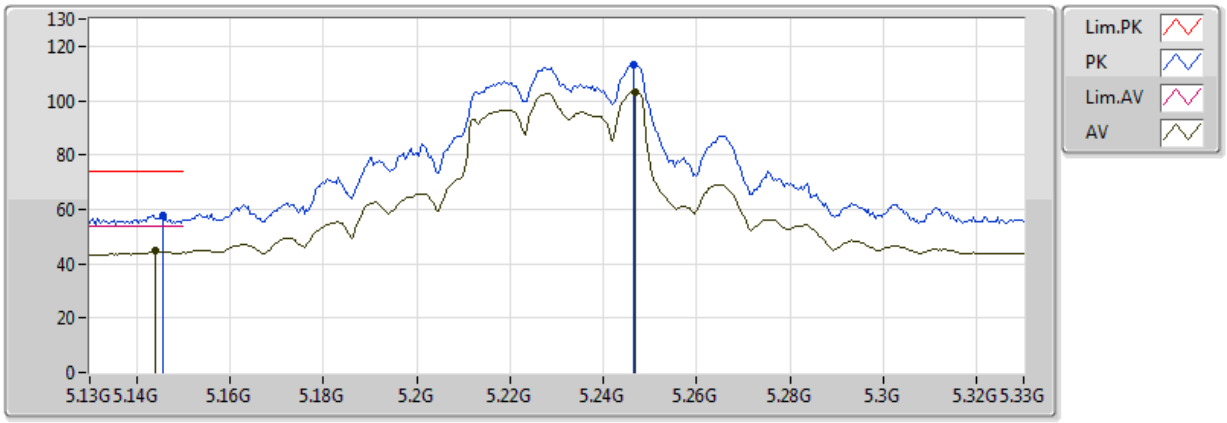

Eut : Z axis

Type	Freq	Level	Limit	Margin	Factor	Dist	Condition	Azimuth	Height	Comments	Raw	AF	CL	PA
	(Hz)	(dBuV/m)	(dBuV/m)	(dB)	(dB)	(m)		(°)	(m)		(dBuV)	(dB)	(dB)	(dB)
AV	5.144G	44.56	54.00	-9.44	2.80	3	Vertical	192	3.20	-	41.77	31.66	5.62	34.48
AV	5.2468G	103.09	Inf	-Inf	2.85	3	Vertical	192	3.20	-	100.24	31.70	5.63	34.48
PK	5.1456G	57.74	74.00	-16.26	2.80	3	Vertical	192	3.20	-	54.94	31.66	5.62	34.48
PK	5.2464G	113.44	Inf	-Inf	2.85	3	Vertical	192	3.20	-	110.59	31.70	5.63	34.48

802.11ac VHT40_Nss1,(MCS0)_4TX

5230MHz_TX

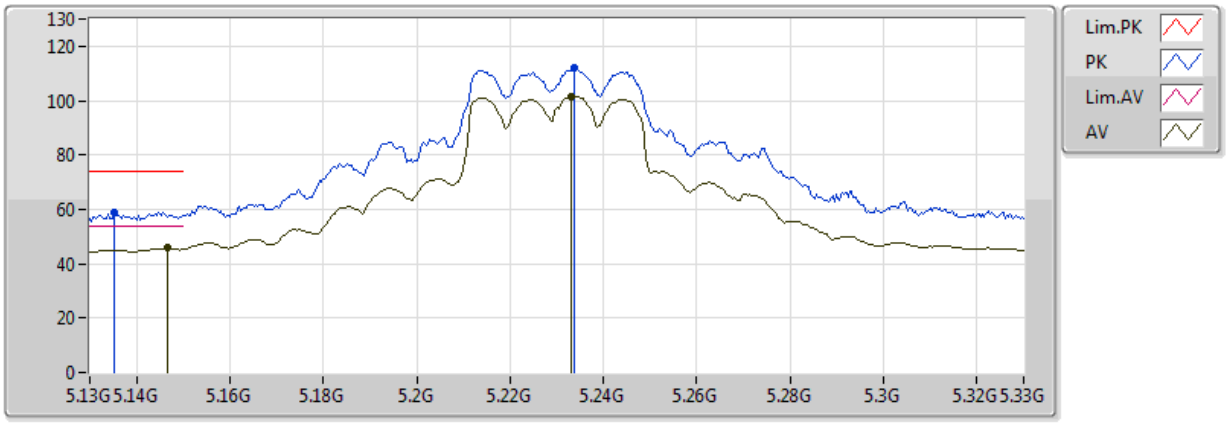

Eut : Z axis

Type	Freq	Level	Limit	Margin	Factor	Dist	Condition	Azimuth	Height	Comments	Raw	AF	CL	PA
	(Hz)	(dBuV/m)	(dBuV/m)	(dB)	(dB)	(m)		(°)	(m)		(dBuV)	(dB)	(dB)	(dB)
AV	5.1468G	45.72	54.00	-8.28	2.80	3	Horizontal	293	1.02	-	42.92	31.66	5.62	34.48
AV	5.2332G	101.70	Inf	-Inf	2.84	3	Horizontal	293	1.02	-	98.86	31.69	5.63	34.48
PK	5.1352G	58.77	74.00	-15.23	2.79	3	Horizontal	293	1.02	-	55.98	31.65	5.62	34.48
PK	5.2336G	111.91	Inf	-Inf	2.84	3	Horizontal	293	1.02	-	109.06	31.69	5.63	34.48

802.11ac VHT40_Nss1,(MCS0)_4TX

5230MHz_TX

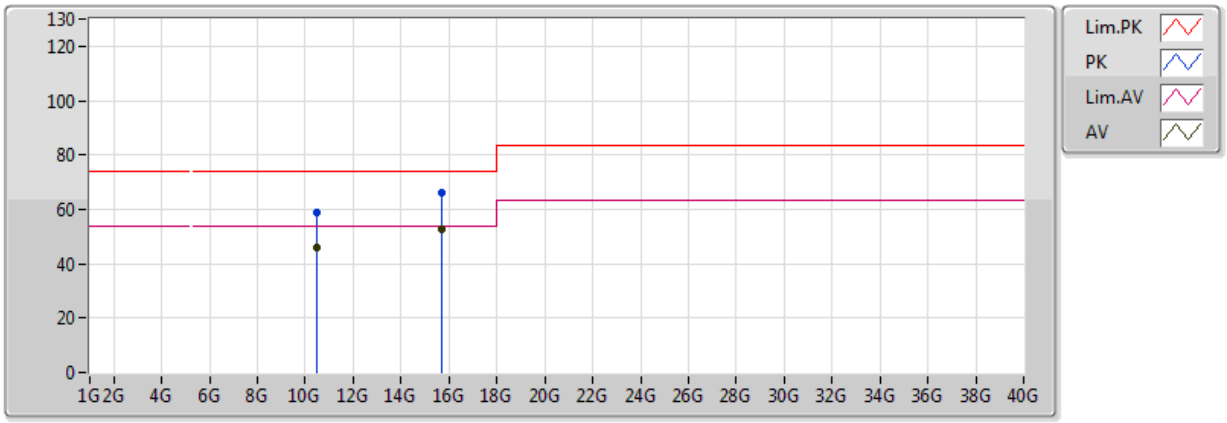

Eut : Z axis

Type	Freq	Level	Limit	Margin	Factor	Dist	Condition	Azimuth	Height	Comments	Raw	AF	CL	PA
	(Hz)	(dBuV/m)	(dBuV/m)	(dB)	(dB)	(m)		(°)	(m)		(dBuV)	(dB)	(dB)	(dB)
AV	10.46G	45.67	54.00	-8.33	12.69	3	Vertical	342	1.93	-	32.98	39.64	7.98	34.93
AV	15.69G	52.64	54.00	-1.36	13.41	3	Vertical	334	2.23	-	39.23	38.28	9.99	34.86
PK	10.46G	58.77	74.00	-15.23	12.69	3	Vertical	342	1.93	-	46.08	39.64	7.98	34.93
PK	15.69G	66.17	74.00	-7.83	13.41	3	Vertical	334	2.23	-	52.76	38.28	9.99	34.86

802.11ac VHT40_Nss1,(MCS0)_4TX

5230MHz_TX

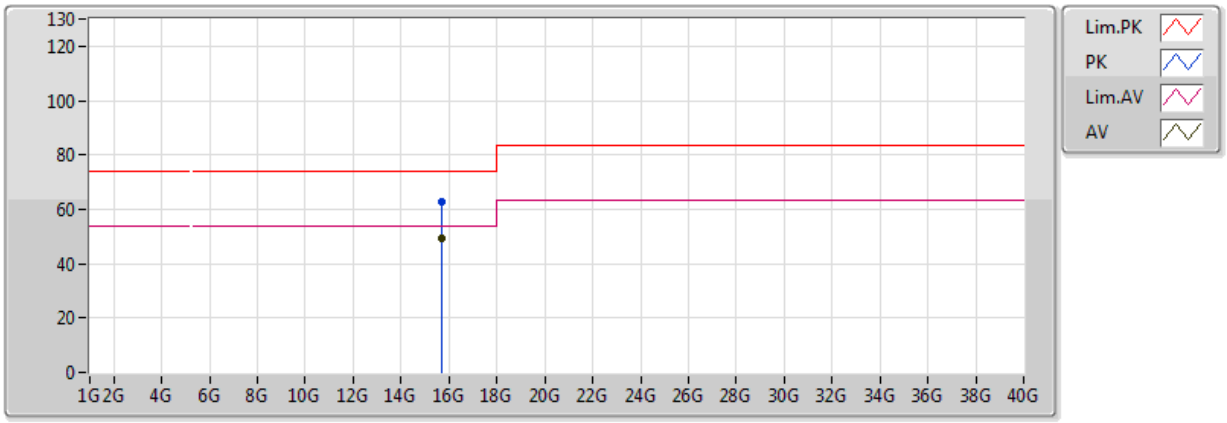

Eut : Z axis

Type	Freq	Level	Limit	Margin	Factor	Dist	Condition	Azimuth	Height	Comments	Raw	AF	CL	PA
	(Hz)	(dBuV/m)	(dBuV/m)	(dB)	(dB)	(m)		(°)	(m)		(dBuV)	(dB)	(dB)	(dB)
AV	15.69G	49.08	54.00	-4.92	13.41	3	Horizontal	34	3.06	-	35.67	38.28	9.99	34.86
PK	15.69G	62.49	74.00	-11.51	13.41	3	Horizontal	34	3.06	-	49.08	38.28	9.99	34.86

802.11ac VHT40_Nss1,(MCS0)_4TX

5270MHz_TX

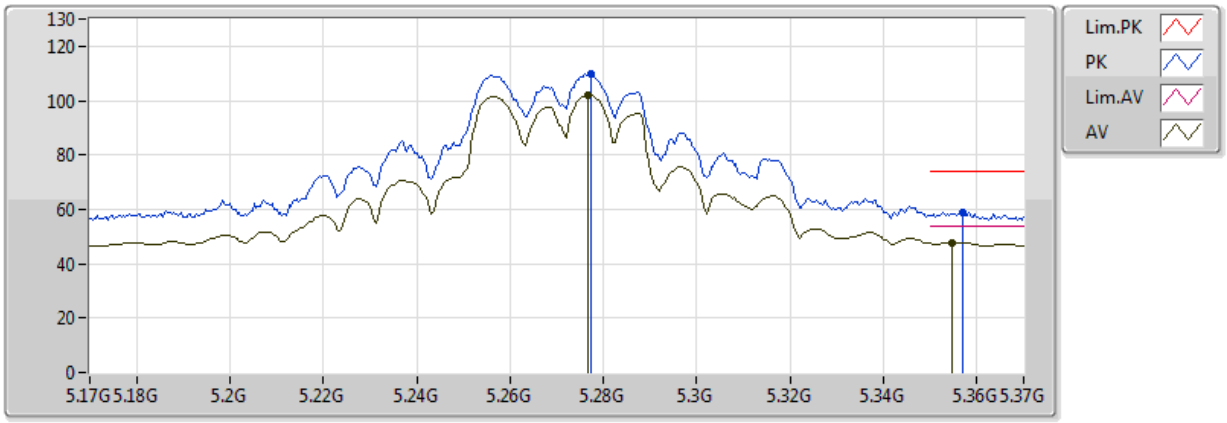

Eut : Z axis

Type	Freq	Level	Limit	Margin	Factor	Dist	Condition	Azimuth	Height	Comments	Raw	AF	CL	PA
	(Hz)	(dBuV/m)	(dBuV/m)	(dB)	(dB)	(m)		(°)	(m)		(dBuV)	(dB)	(dB)	(dB)
AV	5.2768G	102.11	Inf	-Inf	3.03	3	Vertical	149	1.46	-	99.08	31.72	6.51	35.19
AV	5.3548G	47.78	54.00	-6.22	3.11	3	Vertical	149	1.46	-	44.66	31.78	6.52	35.18
PK	5.2772G	109.70	Inf	-Inf	3.03	3	Vertical	149	1.46	-	106.66	31.72	6.51	35.19
PK	5.3568G	58.73	74.00	-15.27	3.12	3	Vertical	149	1.46	-	55.61	31.79	6.52	35.18

802.11ac VHT40_Nss1,(MCS0)_4TX

5270MHz_TX

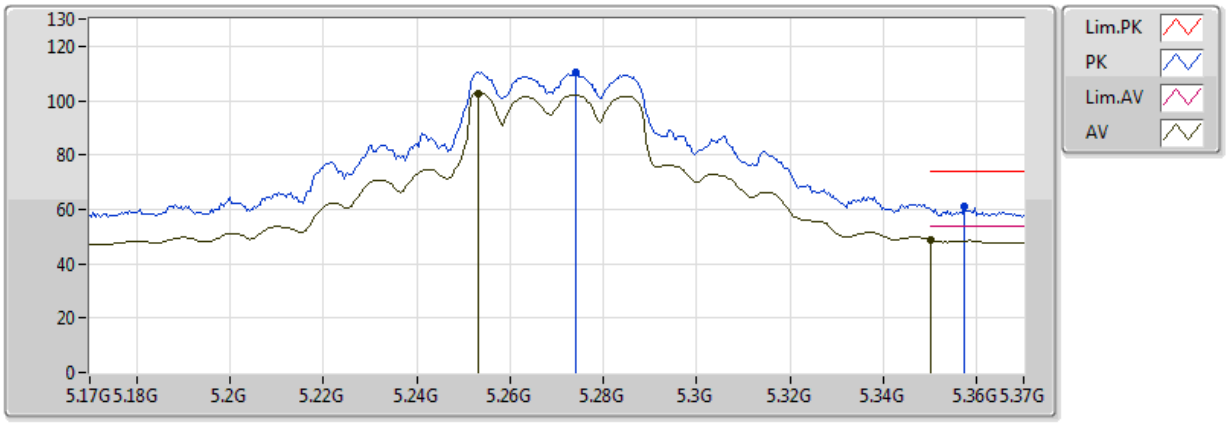

Eut : Z axis

Type	Freq	Level	Limit	Margin	Factor	Dist	Condition	Azimuth	Height	Comments	Raw	AF	CL	PA
	(Hz)	(dBuV/m)	(dBuV/m)	(dB)	(dB)	(m)		(°)	(m)		(dBuV)	(dB)	(dB)	(dB)
AV	5.2532G	102.80	Inf	-Inf	3.01	3	Horizontal	284	1.22	-	99.79	31.70	6.50	35.19
AV	5.350005G	48.79	54.00	-5.21	3.11	3	Horizontal	284	1.22	-	45.68	31.78	6.52	35.18
PK	5.274G	110.38	Inf	-Inf	3.03	3	Horizontal	284	1.22	-	107.35	31.72	6.50	35.19
PK	5.3572G	60.95	74.00	-13.05	3.12	3	Horizontal	284	1.22	-	57.83	31.79	6.52	35.18

802.11ac VHT40_Nss1,(MCS0)_4TX

5270MHz_TX

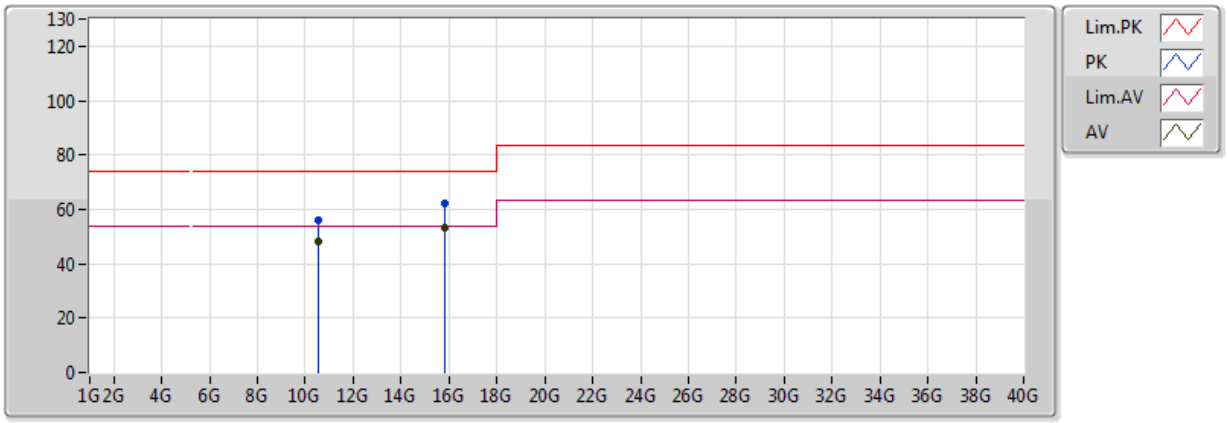

Eut : Z axis

Type	Freq	Level	Limit	Margin	Factor	Dist	Condition	Azimuth	Height	Comments	Raw	AF	CL	PA
	(Hz)	(dBuV/m)	(dBuV/m)	(dB)	(dB)	(m)		(°)	(m)		(dBuV)	(dB)	(dB)	(dB)
AV	10.54G	47.94	54.00	-6.06	13.25	3	Vertical	224	2.44	-	34.68	39.66	9.29	35.69
AV	15.81G	53.14	54.00	-0.86	13.65	3	Vertical	323	2.49	-	39.49	37.95	11.44	35.74
PK	10.54G	55.76	74.00	-18.24	13.25	3	Vertical	224	2.44	-	42.50	39.66	9.29	35.69
PK	15.81G	62.17	74.00	-11.83	13.65	3	Vertical	323	2.49	-	48.52	37.95	11.44	35.74

802.11ac VHT40_Nss1,(MCS0)_4TX

5270MHz_TX

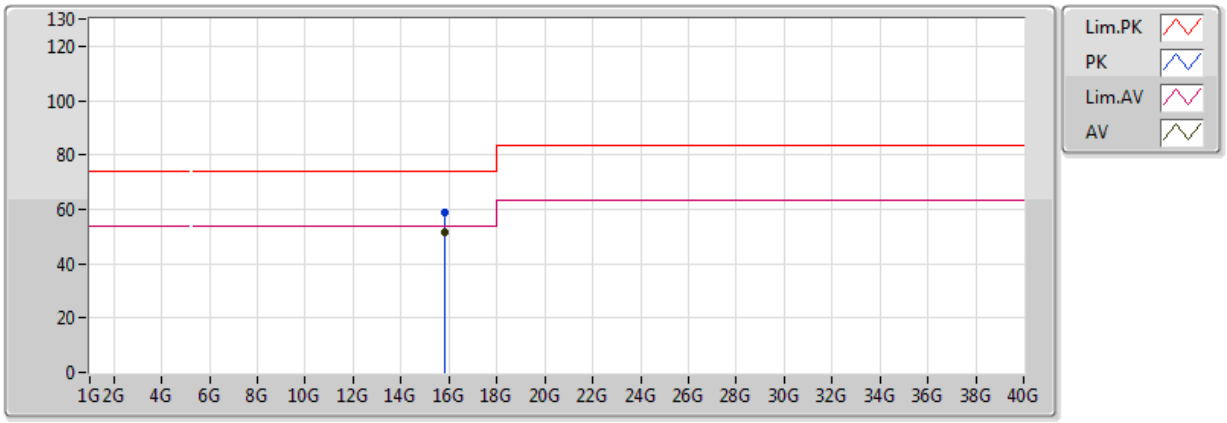

Eut : Z axis

Type	Freq	Level	Limit	Margin	Factor	Dist	Condition	Azimuth	Height	Comments	Raw	AF	CL	PA
	(Hz)	(dBuV/m)	(dBuV/m)	(dB)	(dB)	(m)		(°)	(m)		(dBuV)	(dB)	(dB)	(dB)
AV	15.81G	51.65	54.00	-2.35	13.65	3	Horizontal	245	2.14	-	38.00	37.95	11.44	35.74
PK	15.81G	58.91	74.00	-15.09	13.65	3	Horizontal	245	2.14	-	45.26	37.95	11.44	35.74

802.11ac VHT40_Nss1,(MCS0)_4TX

5310MHz_TX

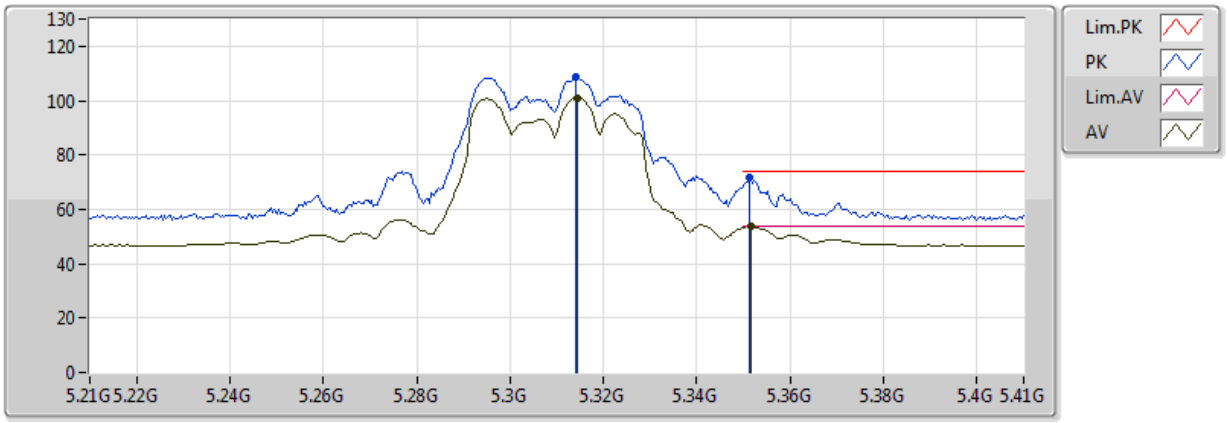

Eut : Z axis

Type	Freq	Level	Limit	Margin	Factor	Dist	Condition	Azimuth	Height	Comments	Raw	AF	CL	PA
	(Hz)	(dBuV/m)	(dBuV/m)	(dB)	(dB)	(m)		(°)	(m)		(dBuV)	(dB)	(dB)	(dB)
AV	5.3144G	100.87	Inf	-Inf	3.07	3	Vertical	151	1.15	-	97.80	31.75	6.51	35.19
AV	5.3516G	53.70	54.00	-0.30	3.11	3	Vertical	151	1.15	-	50.58	31.78	6.52	35.18
PK	5.314G	108.98	Inf	-Inf	3.07	3	Vertical	151	1.15	-	105.90	31.75	6.51	35.19
PK	5.3512G	71.60	74.00	-2.40	3.11	3	Vertical	151	1.15	-	68.49	31.78	6.52	35.18

802.11ac VHT40_Nss1,(MCS0)_4TX

5310MHz_TX

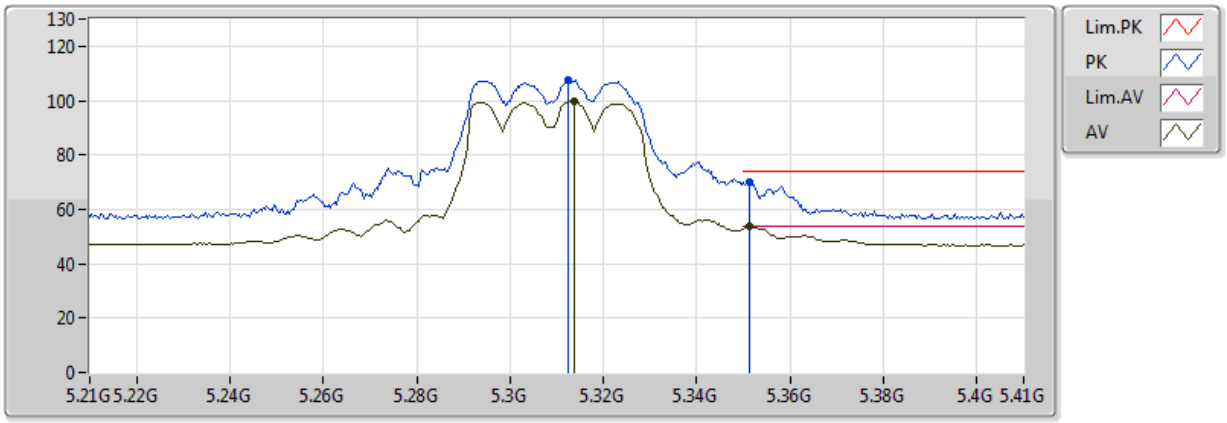

Eut : Z axis

Type	Freq	Level	Limit	Margin	Factor	Dist	Condition	Azimuth	Height	Comments	Raw	AF	CL	PA
	(Hz)	(dBuV/m)	(dBuV/m)	(dB)	(dB)	(m)		(°)	(m)		(dBuV)	(dB)	(dB)	(dB)
AV	5.3136G	99.57	Inf	-Inf	3.07	3	Horizontal	280	1.23	-	96.50	31.75	6.51	35.19
AV	5.3512G	53.59	54.00	-0.41	3.11	3	Horizontal	280	1.23	-	50.48	31.78	6.52	35.18
PK	5.3124G	107.65	Inf	-Inf	3.07	3	Horizontal	280	1.23	-	104.58	31.75	6.51	35.19
PK	5.3512G	70.29	74.00	-3.71	3.11	3	Horizontal	280	1.23	-	67.18	31.78	6.52	35.18

802.11ac VHT40_Nss1,(MCS0)_4TX

5310MHz_TX

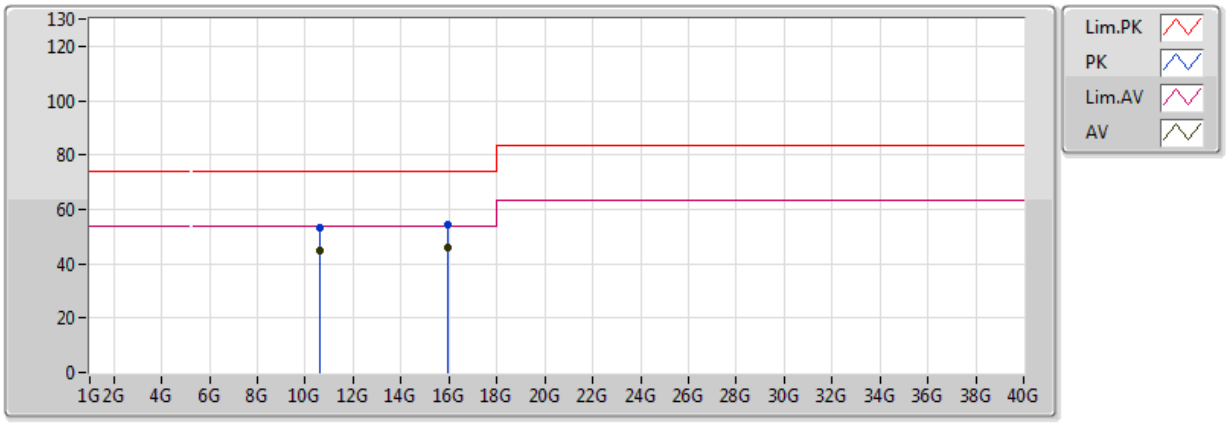

Eut : Z axis

Type	Freq	Level	Limit	Margin	Factor	Dist	Condition	Azimuth	Height	Comments	Raw	AF	CL	PA
	(Hz)	(dBuV/m)	(dBuV/m)	(dB)	(dB)	(m)		(°)	(m)		(dBuV)	(dB)	(dB)	(dB)
AV	10.62G	44.64	54.00	-9.36	13.46	3	Vertical	360	1.50	-	31.18	39.77	9.33	35.63
AV	15.93G	46.00	54.00	-8.00	13.21	3	Vertical	0	1.50	-	32.79	37.54	11.54	35.87
PK	10.62G	53.48	74.00	-20.52	13.46	3	Vertical	360	1.50	-	40.02	39.77	9.33	35.63
PK	15.93G	54.48	74.00	-19.52	13.21	3	Vertical	0	1.50	-	41.27	37.54	11.54	35.87

802.11ac VHT40_Nss1,(MCS0)_4TX

5310MHz_TX

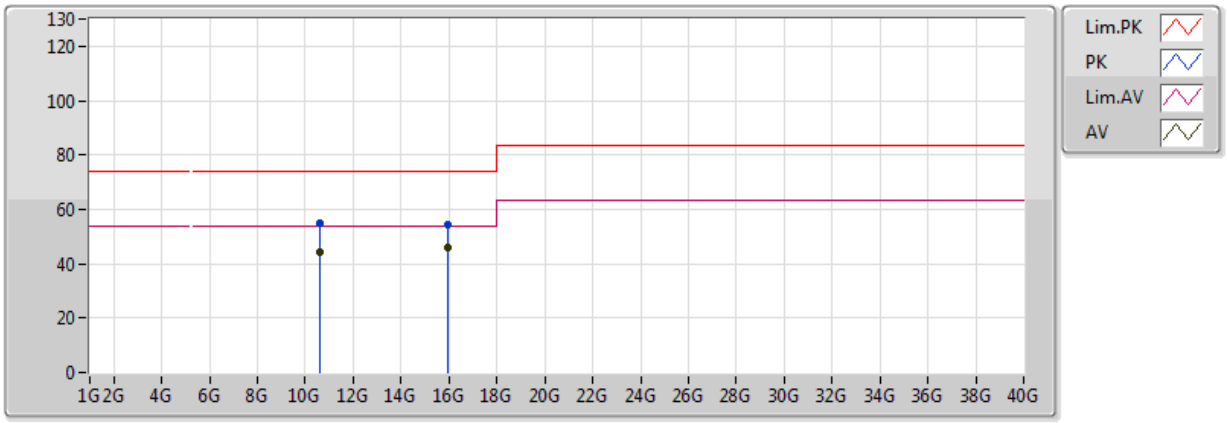

Eut : Z axis

Type	Freq	Level	Limit	Margin	Factor	Dist	Condition	Azimuth	Height	Comments	Raw	AF	CL	PA
	(Hz)	(dBuV/m)	(dBuV/m)	(dB)	(dB)	(m)		(°)	(m)		(dBuV)	(dB)	(dB)	(dB)
AV	10.62G	44.42	54.00	-9.58	13.46	3	Horizontal	0	1.50	-	30.96	39.77	9.33	35.63
AV	15.93G	45.82	54.00	-8.18	13.21	3	Horizontal	360	1.50	-	32.62	37.54	11.54	35.87
PK	10.62G	54.85	74.00	-19.15	13.46	3	Horizontal	0	1.50	-	41.39	39.77	9.33	35.63
PK	15.93G	54.50	74.00	-19.50	13.21	3	Horizontal	360	1.50	-	41.29	37.54	11.54	35.87

802.11ac VHT40_Nss1,(MCS0)_4TX

5510MHz_TX

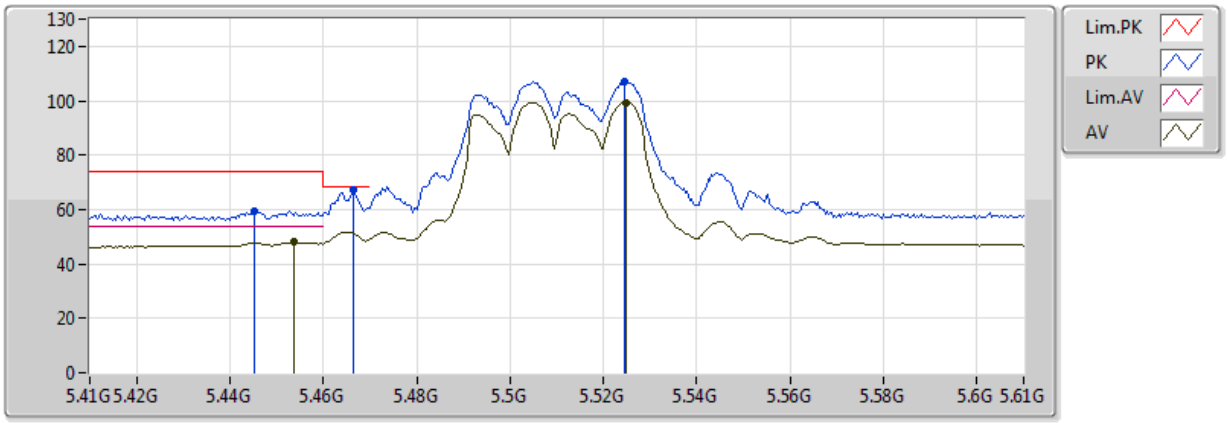

Eut : Z axis

Type	Freq	Level	Limit	Margin	Factor	Dist	Condition	Azimuth	Height	Comments	Raw	AF	CL	PA
	(Hz)	(dBuV/m)	(dBuV/m)	(dB)	(dB)	(m)		(°)	(m)		(dBuV)	(dB)	(dB)	(dB)
AV	5.4536G	48.01	54.00	-5.99	3.22	3	Vertical	134	1.11	-	44.79	31.86	6.53	35.17
AV	5.5248G	99.37	Inf	-Inf	3.29	3	Vertical	134	1.11	-	96.08	31.93	6.53	35.17
PK	5.4452G	59.66	74.00	-14.34	3.21	3	Vertical	134	1.11	-	56.45	31.86	6.53	35.18
PK	5.4664G	67.25	68.20	-0.95	3.23	3	Vertical	134	1.11	-	64.01	31.87	6.53	35.17
PK	5.5244G	106.91	Inf	-Inf	3.29	3	Vertical	134	1.11	-	103.62	31.93	6.53	35.17

802.11ac VHT40_Nss1,(MCS0)_4TX

5510MHz_TX

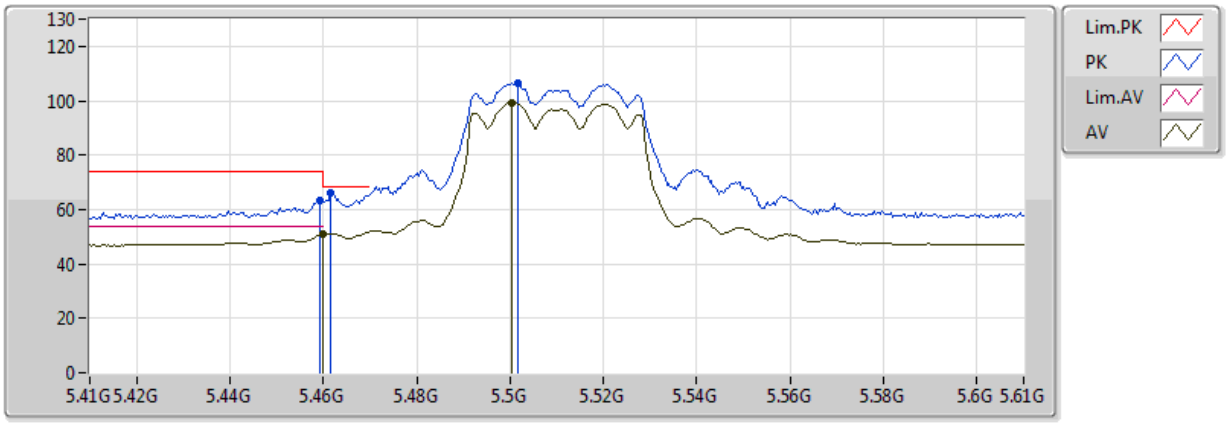

Eut : Z axis

Type	Freq	Level	Limit	Margin	Factor	Dist	Condition	Azimuth	Height	Comments	Raw	AF	CL	PA
	(Hz)	(dBuV/m)	(dBuV/m)	(dB)	(dB)	(m)		(°)	(m)		(dBuV)	(dB)	(dB)	(dB)
AV	5.46G	50.72	54.00	-3.28	3.23	3	Horizontal	288	1.07	-	47.49	31.87	6.53	35.17
AV	5.5004G	99.21	Inf	-Inf	3.27	3	Horizontal	288	1.07	-	95.94	31.90	6.54	35.17
PK	5.4592G	63.32	74.00	-10.68	3.23	3	Horizontal	288	1.07	-	60.09	31.87	6.53	35.17
PK	5.4616G	65.91	68.20	-2.29	3.23	3	Horizontal	288	1.07	-	62.68	31.87	6.53	35.17
PK	5.5016G	106.38	Inf	-Inf	3.27	3	Horizontal	288	1.07	-	103.11	31.90	6.54	35.17

802.11ac VHT40_Nss1,(MCS0)_4TX

5510MHz_TX

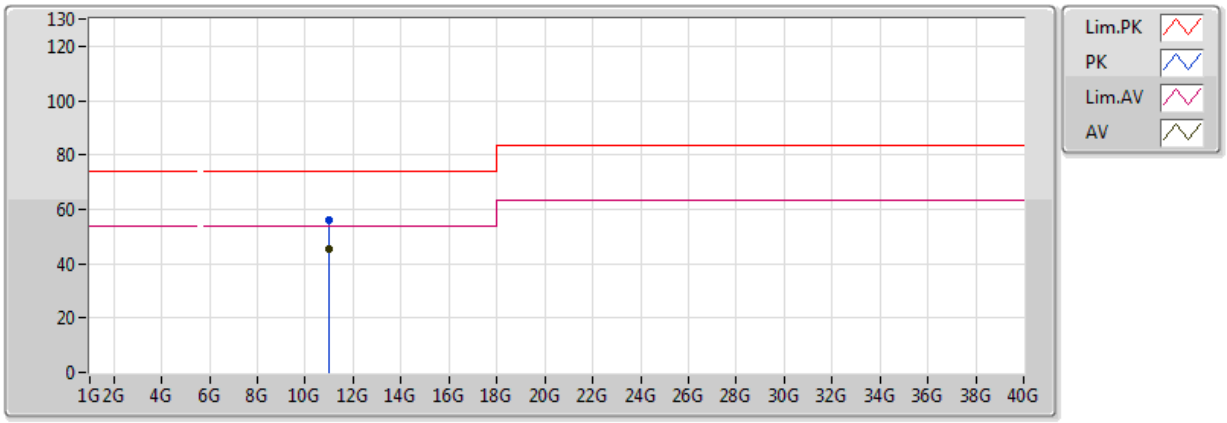

Eut : Z axis

Type	Freq	Level	Limit	Margin	Factor	Dist	Condition	Azimuth	Height	Comments	Raw	AF	CL	PA
	(Hz)	(dBuV/m)	(dBuV/m)	(dB)	(dB)	(m)		(°)	(m)		(dBuV)	(dB)	(dB)	(dB)
AV	11.02G	45.58	54.00	-8.42	14.43	3	Vertical	0	1.50	-	31.15	40.27	9.54	35.38
PK	11.02G	55.78	74.00	-18.22	14.43	3	Vertical	0	1.50	-	41.35	40.27	9.54	35.38

802.11ac VHT40_Nss1,(MCS0)_4TX

5510MHz_TX

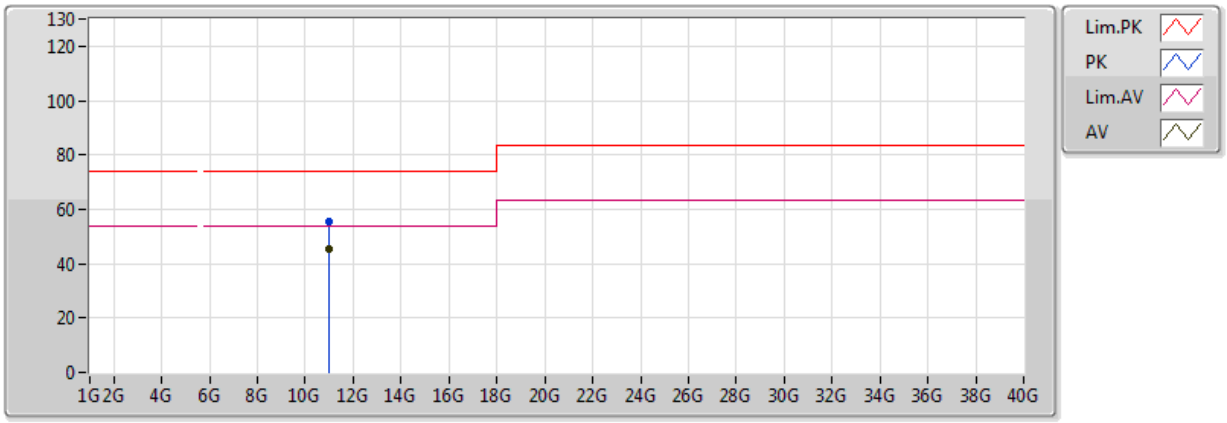

Eut : Z axis

Type	Freq	Level	Limit	Margin	Factor	Dist	Condition	Azimuth	Height	Comments	Raw	AF	CL	PA
	(Hz)	(dBuV/m)	(dBuV/m)	(dB)	(dB)	(m)		(°)	(m)		(dBuV)	(dB)	(dB)	(dB)
AV	11.02G	45.59	54.00	-8.41	14.43	3	Horizontal	360	1.50	-	31.17	40.27	9.54	35.38
PK	11.02G	55.26	74.00	-18.74	14.43	3	Horizontal	360	1.50	-	40.84	40.27	9.54	35.38

802.11ac VHT40_Nss1,(MCS0)_4TX

5550MHz_TX

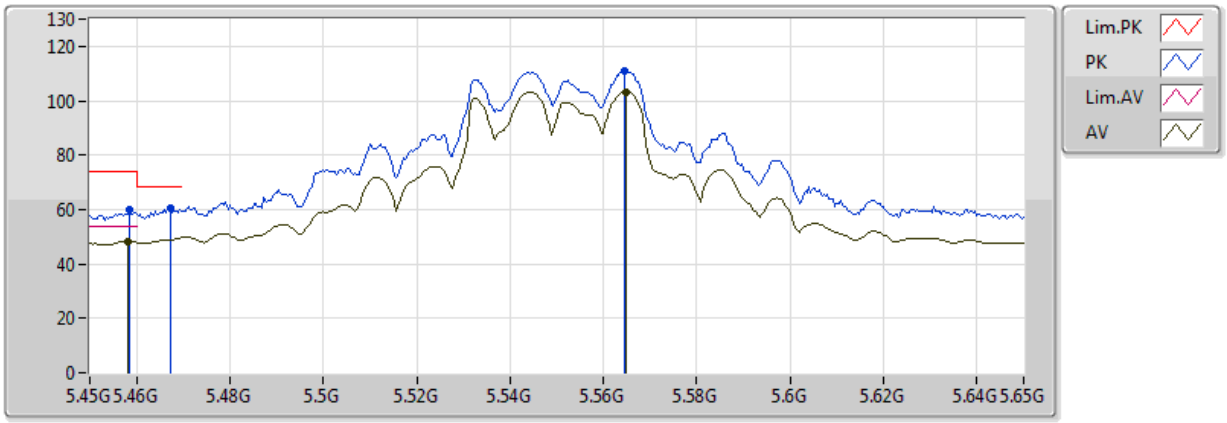

Eut : Z axis

Type	Freq	Level	Limit	Margin	Factor	Dist	Condition	Azimuth	Height	Comments	Raw	AF	CL	PA
	(Hz)	(dBuV/m)	(dBuV/m)	(dB)	(dB)	(m)		(°)	(m)		(dBuV)	(dB)	(dB)	(dB)
AV	5.458G	48.27	54.00	-5.73	3.22	3	Vertical	135	1.08	-	45.04	31.87	6.53	35.17
AV	5.5648G	103.18	Inf	-Inf	3.32	3	Vertical	135	1.08	-	99.86	31.98	6.52	35.18
PK	5.4584G	59.78	74.00	-14.22	3.22	3	Vertical	135	1.08	-	56.56	31.87	6.53	35.17
PK	5.4672G	60.36	68.20	-7.84	3.23	3	Vertical	135	1.08	-	57.12	31.87	6.53	35.17
PK	5.5644G	111.02	Inf	-Inf	3.32	3	Vertical	135	1.08	-	107.70	31.98	6.52	35.18

802.11ac VHT40_Nss1,(MCS0)_4TX

5550MHz_TX

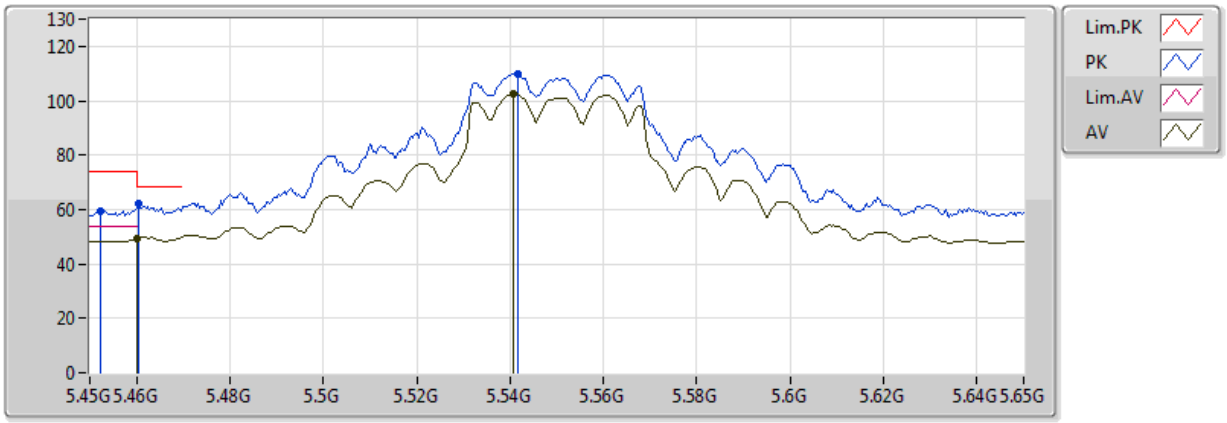

Eut : Z axis

Type	Freq	Level	Limit	Margin	Factor	Dist	Condition	Azimuth	Height	Comments	Raw	AF	CL	PA
	(Hz)	(dBuV/m)	(dBuV/m)	(dB)	(dB)	(m)		(°)	(m)		(dBuV)	(dB)	(dB)	(dB)
AV	5.46G	49.16	54.00	-4.84	3.23	3	Horizontal	287	1.01	-	45.93	31.87	6.53	35.17
AV	5.5408G	102.50	Inf	-Inf	3.30	3	Horizontal	287	1.01	-	99.20	31.95	6.53	35.17
PK	5.4524G	59.38	74.00	-14.62	3.22	3	Horizontal	287	1.01	-	56.16	31.86	6.53	35.17
PK	5.4604G	62.18	68.20	-6.02	3.23	3	Horizontal	287	1.01	-	58.96	31.87	6.53	35.17
PK	5.5416G	109.90	Inf	-Inf	3.30	3	Horizontal	287	1.01	-	106.60	31.95	6.53	35.17

802.11ac VHT40_Nss1,(MCS0)_4TX

5550MHz_TX

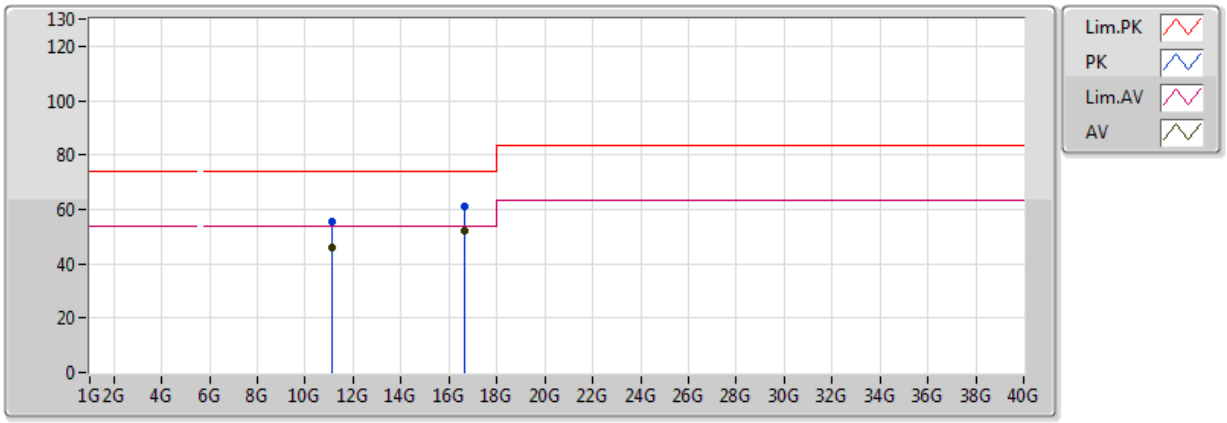

Eut : Z axis

Type	Freq	Level	Limit	Margin	Factor	Dist	Condition	Azimuth	Height	Comments	Raw	AF	CL	PA
	(Hz)	(dBuV/m)	(dBuV/m)	(dB)	(dB)	(m)		(°)	(m)		(dBuV)	(dB)	(dB)	(dB)
AV	11.1G	46.18	54.00	-7.82	14.29	3	Vertical	0	1.50	-	31.89	40.15	9.54	35.40
AV	16.65G	52.38	54.00	-1.62	15.12	3	Vertical	359	2.04	-	37.26	39.12	11.40	35.40
PK	11.1G	55.29	74.00	-18.71	14.29	3	Vertical	0	1.50	-	41.00	40.15	9.54	35.40
PK	16.65G	60.90	74.00	-13.10	15.12	3	Vertical	359	2.04	-	45.78	39.12	11.40	35.40

802.11ac VHT40_Nss1,(MCS0)_4TX

5550MHz_TX

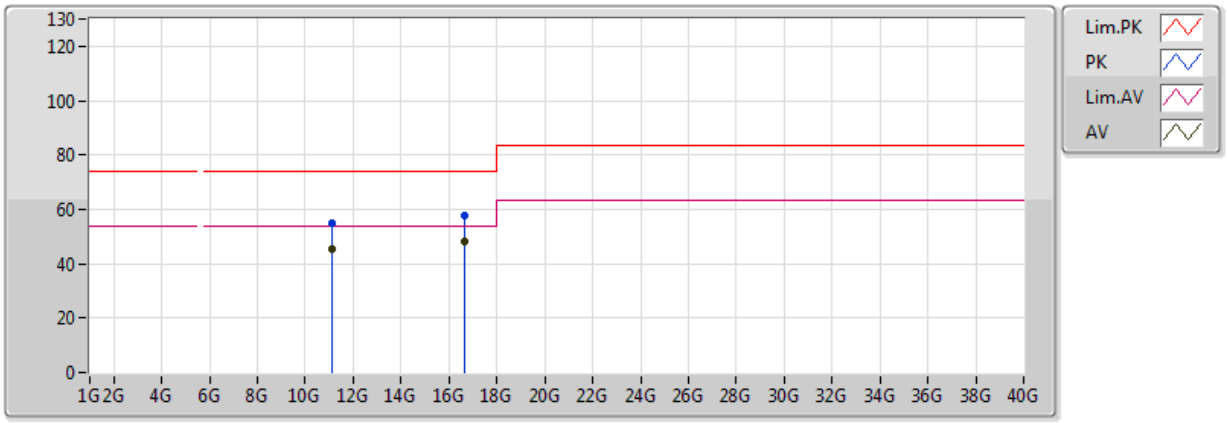

Eut : Z axis

Type	Freq	Level	Limit	Margin	Factor	Dist	Condition	Azimuth	Height	Comments	Raw	AF	CL	PA
	(Hz)	(dBuV/m)	(dBuV/m)	(dB)	(dB)	(m)		(°)	(m)		(dBuV)	(dB)	(dB)	(dB)
AV	11.1G	45.47	54.00	-8.53	14.29	3	Horizontal	360	1.50	-	31.18	40.15	9.54	35.40
AV	16.65G	48.16	54.00	-5.84	15.12	3	Horizontal	208	1.50	-	33.04	39.12	11.40	35.40
PK	11.1G	54.79	74.00	-19.21	14.29	3	Horizontal	360	1.50	-	40.50	40.15	9.54	35.40
PK	16.65G	57.62	74.00	-16.38	15.12	3	Horizontal	208	1.50	-	42.50	39.12	11.40	35.40

802.11ac VHT40_Nss1,(MCS0)_4TX

5670MHz_TX

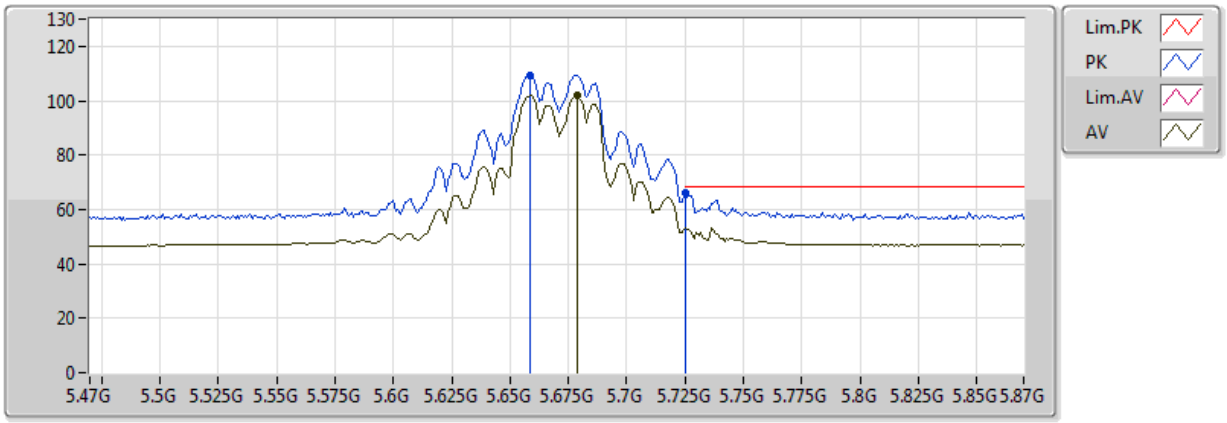

Eut : Z axis

Type	Freq	Level	Limit	Margin	Factor	Dist	Condition	Azimuth	Height	Comments	Raw	AF	CL	PA
	(Hz)	(dBuV/m)	(dBuV/m)	(dB)	(dB)	(m)		(°)	(m)		(dBuV)	(dB)	(dB)	(dB)
AV	5.6788G	101.87	Inf	-Inf	3.42	3	Vertical	144	1.11	-	98.45	32.11	6.49	35.18
PK	5.6588G	109.50	Inf	-Inf	3.40	3	Vertical	144	1.11	-	106.10	32.09	6.49	35.18
PK	5.7252G	66.25	68.20	-1.95	3.46	3	Vertical	144	1.11	-	62.80	32.17	6.47	35.18

802.11ac VHT40_Nss1,(MCS0)_4TX

5670MHz_TX

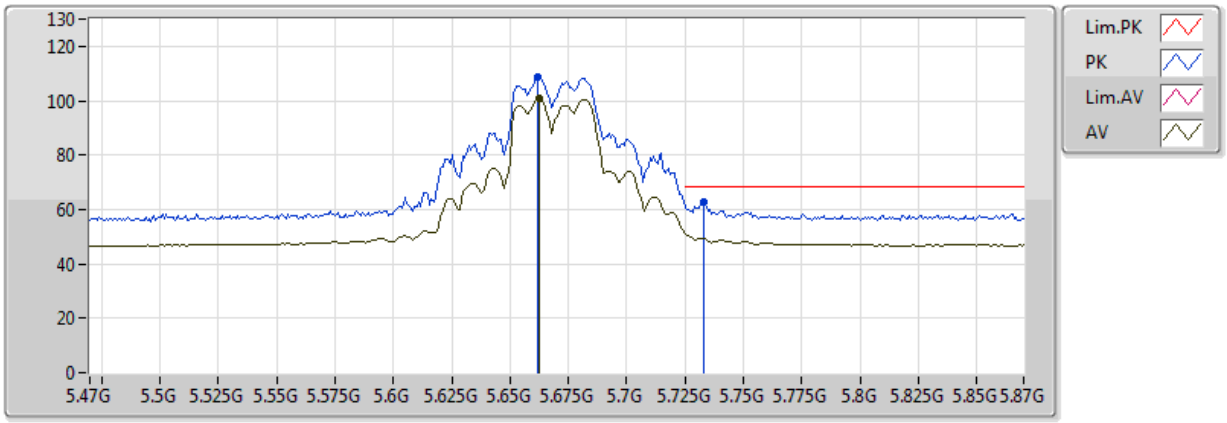

Eut : Z axis

Type	Freq	Level	Limit	Margin	Factor	Dist	Condition	Azimuth	Height	Comments	Raw	AF	CL	PA
	(Hz)	(dBuV/m)	(dBuV/m)	(dB)	(dB)	(m)		(°)	(m)		(dBuV)	(dB)	(dB)	(dB)
AV	5.6628G	100.60	Inf	-Inf	3.41	3	Horizontal	257	1.26	-	97.19	32.10	6.49	35.18
PK	5.662G	108.55	Inf	-Inf	3.41	3	Horizontal	257	1.26	-	105.14	32.09	6.49	35.18
PK	5.7332G	62.96	68.20	-5.24	3.46	3	Horizontal	257	1.26	-	59.50	32.18	6.47	35.18