802.11ac VHT40_Nss1,(MCS0)_4TX

5670MHz_TX

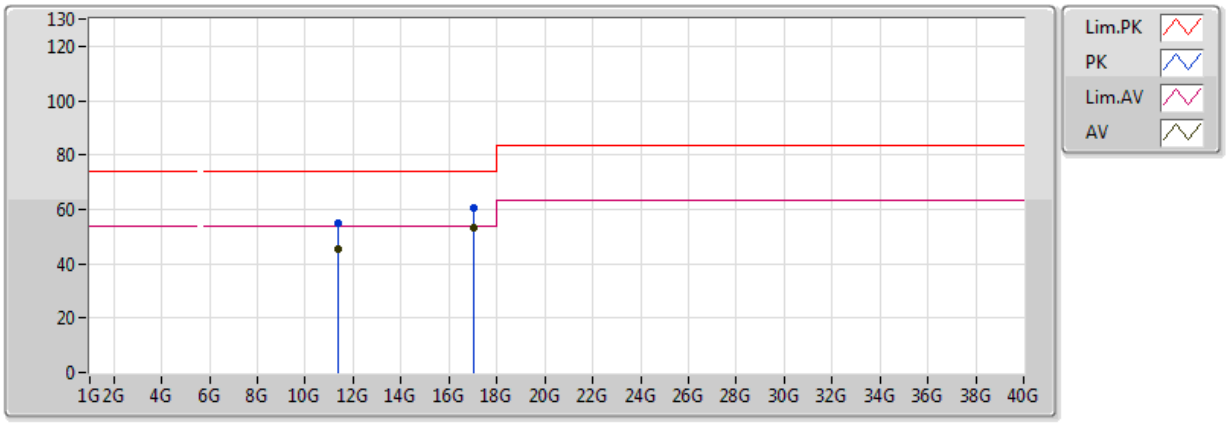

Eut : Z axis

Type	Freq	Level	Limit	Margin	Factor	Dist	Condition	Azimuth	Height	Comments	Raw	AF	CL	PA
	(Hz)	(dBuV/m)	(dBuV/m)	(dB)	(dB)	(m)		(°)	(m)		(dBuV)	(dB)	(dB)	(dB)
AV	11.34G	45.56	54.00	-8.44	13.88	3	Vertical	0	1.50	-	31.68	39.79	9.54	35.45
AV	17.01G	53.18	54.00	-0.82	16.37	3	Vertical	298	2.35	-	36.81	40.17	11.30	35.11
PK	11.34G	55.01	74.00	-18.99	13.88	3	Vertical	0	1.50	-	41.12	39.79	9.54	35.45
PK	17.01G	60.57	74.00	-13.43	16.37	3	Vertical	298	2.35	-	44.20	40.17	11.30	35.11

802.11ac VHT40_Nss1,(MCS0)_4TX

5670MHz_TX

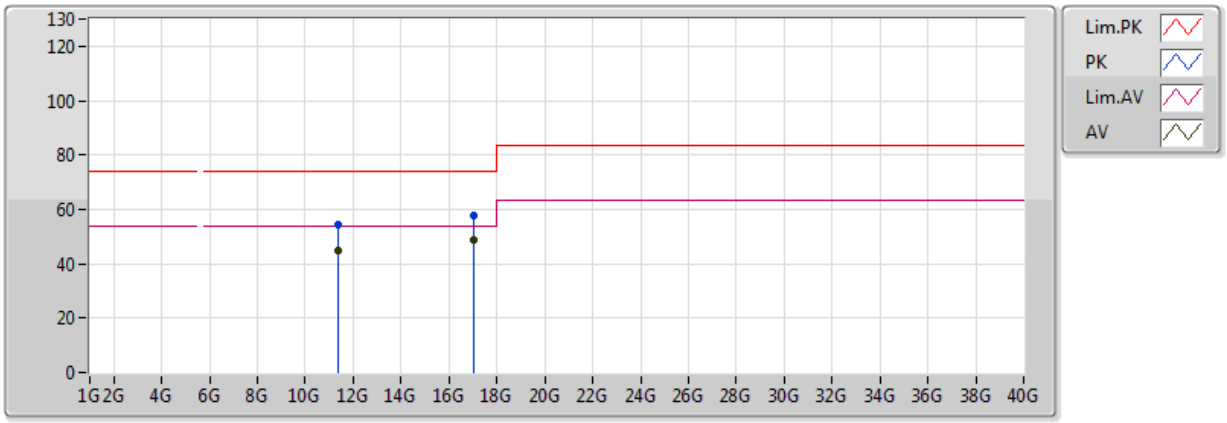

Eut : Z axis

Type	Freq	Level	Limit	Margin	Factor	Dist	Condition	Azimuth	Height	Comments	Raw	AF	CL	PA
	(Hz)	(dBuV/m)	(dBuV/m)	(dB)	(dB)	(m)		(°)	(m)		(dBuV)	(dB)	(dB)	(dB)
AV	11.34G	44.89	54.00	-9.11	13.88	3	Horizontal	360	1.50	-	31.01	39.79	9.54	35.45
AV	17.01G	48.77	54.00	-5.23	16.37	3	Horizontal	5	1.50	-	32.41	40.17	11.30	35.11
PK	11.34G	54.48	74.00	-19.52	13.88	3	Horizontal	360	1.50	-	40.60	39.79	9.54	35.45
PK	17.01G	57.53	74.00	-16.47	16.37	3	Horizontal	5	1.50	-	41.17	40.17	11.30	35.11

802.11ac VHT40_Nss1,(MCS0)_4TX

5710MHz Straddle 5.47-5.725GHz_TX

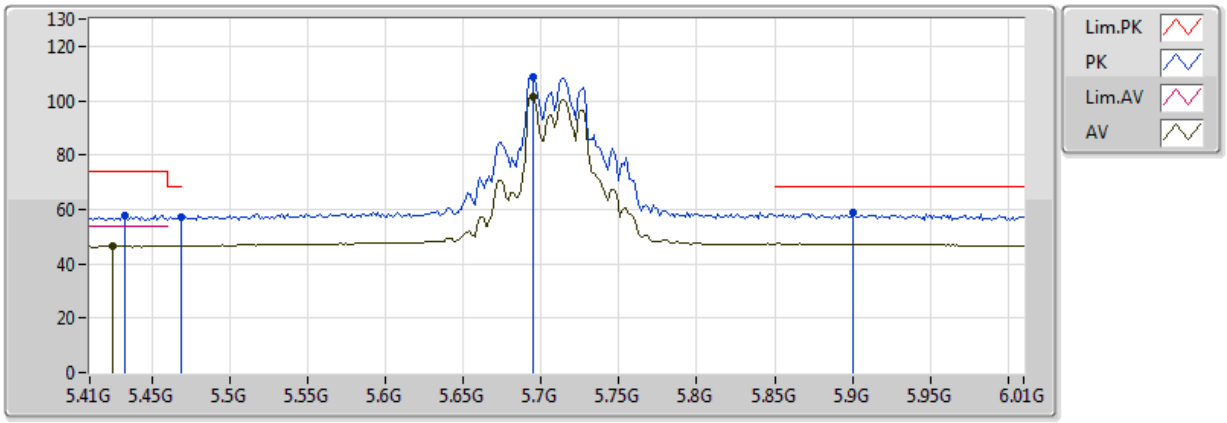

Eut : Z axis

Type	Freq	Level	Limit	Margin	Factor	Dist	Condition	Azimuth	Height	Comments	Raw	AF	CL	PA
	(Hz)	(dBuV/m)	(dBuV/m)	(dB)	(dB)	(m)		(°)	(m)		(dBuV)	(dB)	(dB)	(dB)
AV	5.4244G	46.50	54.00	-7.50	3.19	3	Vertical	163	1.02	-	43.32	31.84	6.52	35.18
AV	5.6944G	101.23	Inf	-Inf	3.43	3	Vertical	163	1.02	-	97.80	32.13	6.48	35.18
PK	5.4328G	57.62	74.00	-16.38	3.20	3	Vertical	163	1.02	-	54.42	31.85	6.53	35.18
PK	5.4688G	57.41	68.20	-10.79	3.24	3	Vertical	163	1.02	-	54.18	31.88	6.53	35.17
PK	5.6944G	108.62	Inf	-Inf	3.43	3	Vertical	163	1.02	-	105.19	32.13	6.48	35.18
PK	5.9008G	58.91	68.20	-9.29	3.60	3	Vertical	163	1.02	-	55.31	32.38	6.41	35.19

802.11ac VHT40_Nss1,(MCS0)_4TX

5710MHz Straddle 5.47-5.725GHz_TX

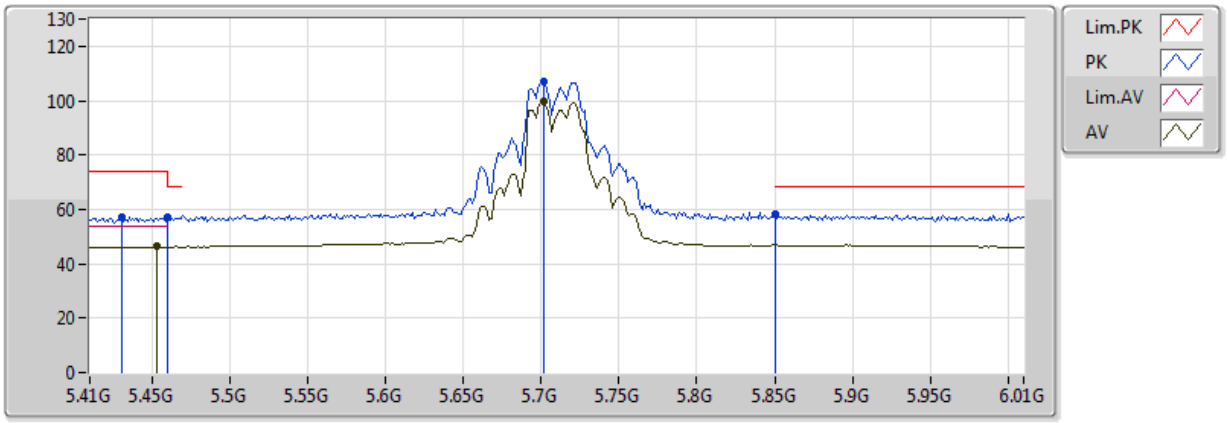

Eut : Z axis

Type	Freq	Level	Limit	Margin	Factor	Dist	Condition	Azimuth	Height	Comments	Raw	AF	CL	PA
	(Hz)	(dBuV/m)	(dBuV/m)	(dB)	(dB)	(m)		(°)	(m)		(dBuV)	(dB)	(dB)	(dB)
AV	5.4532G	46.33	54.00	-7.67	3.22	3	Horizontal	251	1.27	-	43.11	31.86	6.53	35.17
AV	5.7016G	99.53	Inf	-Inf	3.44	3	Horizontal	251	1.27	-	96.09	32.14	6.48	35.18
PK	5.4304G	57.19	74.00	-16.81	3.19	3	Horizontal	251	1.27	-	54.00	31.84	6.53	35.18
PK	5.4604G	57.19	68.20	-11.01	3.23	3	Horizontal	251	1.27	-	53.97	31.87	6.53	35.17
PK	5.7016G	107.23	Inf	-Inf	3.44	3	Horizontal	251	1.27	-	103.79	32.14	6.48	35.18
PK	5.8504G	58.07	68.20	-10.13	3.56	3	Horizontal	251	1.27	-	54.52	32.32	6.42	35.19

802.11ac VHT40_Nss1,(MCS0)_4TX

5710MHz Straddle 5.47-5.725GHz_TX

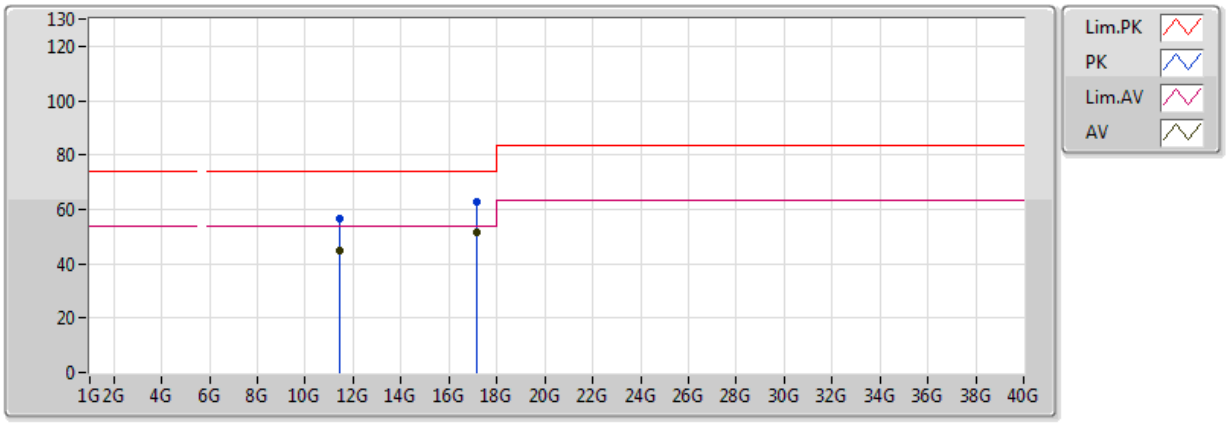

Eut : Z axis

Type	Freq	Level	Limit	Margin	Factor	Dist	Condition	Azimuth	Height	Comments	Raw	AF	CL	PA
	(Hz)	(dBuV/m)	(dBuV/m)	(dB)	(dB)	(m)		(°)	(m)		(dBuV)	(dB)	(dB)	(dB)
AV	11.42G	45.06	54.00	-8.94	13.75	3	Vertical	224	3.52	-	31.31	39.67	9.54	35.46
AV	17.13G	51.52	54.00	-2.48	17.26	3	Vertical	325	3.66	-	34.26	41.05	11.35	35.14
PK	11.42G	56.62	74.00	-17.38	13.75	3	Vertical	224	3.52	-	42.87	39.67	9.54	35.46
PK	17.13G	62.69	74.00	-11.31	17.26	3	Vertical	325	3.66	-	45.43	41.05	11.35	35.14

802.11ac VHT40_Nss1,(MCS0)_4TX

5710MHz Straddle 5.47-5.725GHz_TX

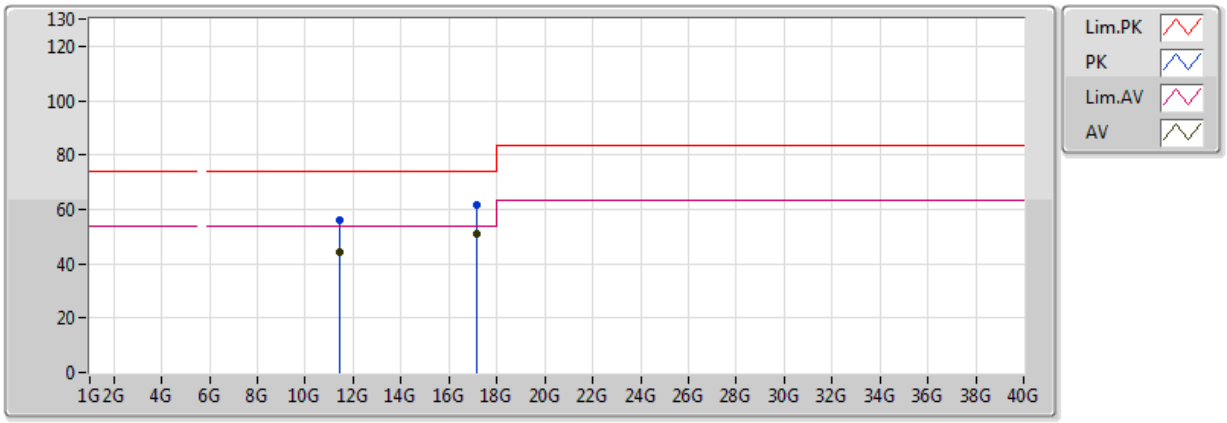

Eut : Z axis

Type	Freq	Level	Limit	Margin	Factor	Dist	Condition	Azimuth	Height	Comments	Raw	AF	CL	PA
	(Hz)	(dBuV/m)	(dBuV/m)	(dB)	(dB)	(m)		(°)	(m)		(dBuV)	(dB)	(dB)	(dB)
AV	11.42G	44.20	54.00	-9.80	13.75	3	Horizontal	202	1.50	-	30.45	39.67	9.54	35.46
AV	17.13G	50.78	54.00	-3.22	17.26	3	Horizontal	0	3.05	-	33.52	41.05	11.35	35.14
PK	11.42G	55.89	74.00	-18.11	13.75	3	Horizontal	202	1.50	-	42.14	39.67	9.54	35.46
PK	17.13G	61.60	74.00	-12.40	17.26	3	Horizontal	0	3.05	-	44.34	41.05	11.35	35.14

802.11ac VHT40_Nss1,(MCS0)_4TX

5755MHz_TX

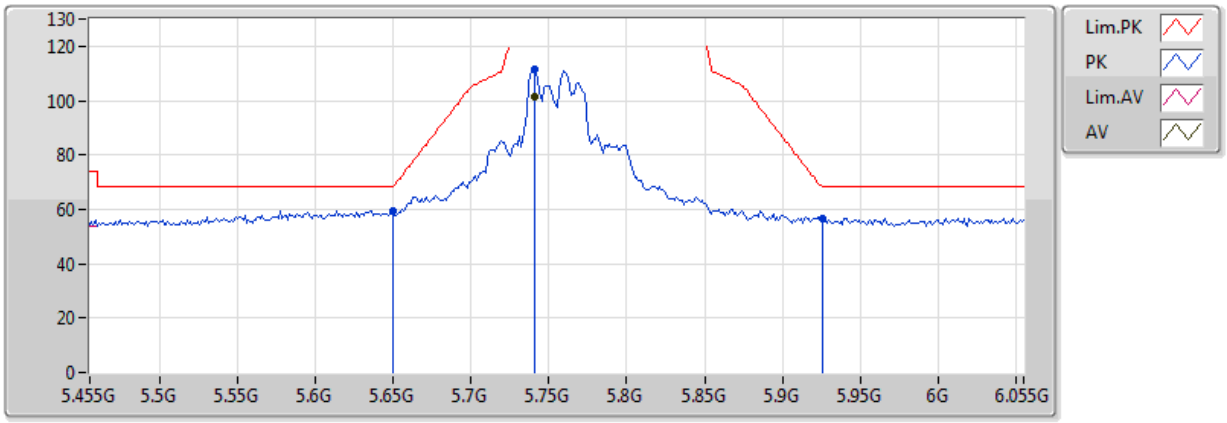

Eut : Z axis

Type	Freq	Level	Limit	Margin	Factor	Dist	Condition	Azimuth	Height	Comments	Raw	AF	CL	PA
	(Hz)	(dBuV/m)	(dBuV/m)	(dB)	(dB)	(m)		(°)	(m)		(dBuV)	(dB)	(dB)	(dB)
AV	5.7406G	101.24	Inf	-Inf	3.48	3	Vertical	161	2.04	-	97.77	32.18	5.84	34.55
PK	5.6494G	59.64	68.20	-8.56	3.29	3	Vertical	161	2.04	-	56.35	32.04	5.77	34.52
PK	5.7406G	111.64	Inf	-Inf	3.48	3	Vertical	161	2.04	-	108.16	32.18	5.84	34.55
PK	5.9254G	56.48	68.20	-11.72	3.86	3	Vertical	161	2.04	-	52.61	32.48	5.98	34.60

802.11ac VHT40_Nss1,(MCS0)_4TX

5755MHz_TX

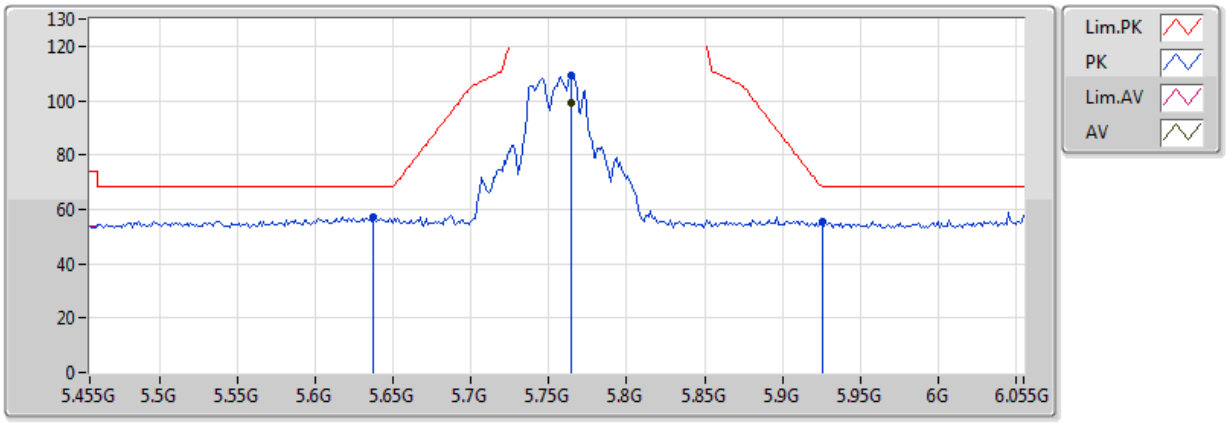

Eut : Z axis

Type	Freq	Level	Limit	Margin	Factor	Dist	Condition	Azimuth	Height	Comments	Raw	AF	CL	PA
	(Hz)	(dBuV/m)	(dBuV/m)	(dB)	(dB)	(m)		(°)	(m)		(dBuV)	(dB)	(dB)	(dB)
AV	5.7646G	99.22	Inf	-Inf	3.53	3	Horizontal	259	3.55	-	95.69	32.22	5.86	34.55
PK	5.6374G	57.38	68.20	-10.82	3.26	3	Horizontal	259	3.55	-	54.12	32.02	5.77	34.52
PK	5.7646G	109.15	Inf	-Inf	3.53	3	Horizontal	259	3.55	-	105.62	32.22	5.86	34.55
PK	5.9254G	55.50	68.20	-12.70	3.86	3	Horizontal	259	3.55	-	51.64	32.48	5.98	34.60

802.11ac VHT40_Nss1,(MCS0)_4TX

5755MHz_TX

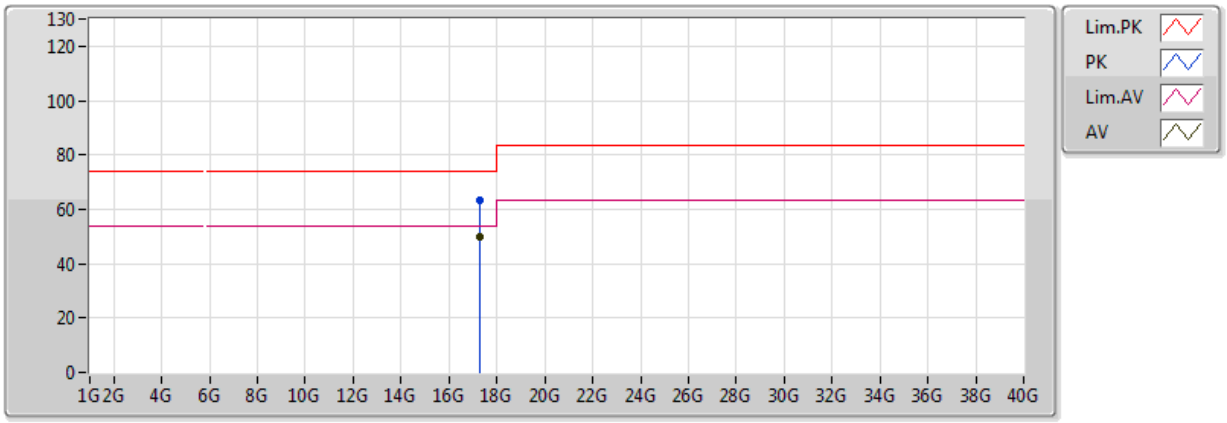

Eut : Z axis

Type	Freq	Level	Limit	Margin	Factor	Dist	Condition	Azimuth	Height	Comments	Raw	AF	CL	PA
	(Hz)	(dBuV/m)	(dBuV/m)	(dB)	(dB)	(m)		(°)	(m)		(dBuV)	(dB)	(dB)	(dB)
AV	17.265G	50.12	54.00	-3.88	18.45	3	Vertical	315	2.30	-	31.67	41.80	10.48	33.84
PK	17.265G	63.28	74.00	-10.72	18.45	3	Vertical	315	2.30	-	44.83	41.80	10.48	33.84

802.11ac VHT40_Nss1,(MCS0)_4TX

5755MHz_TX

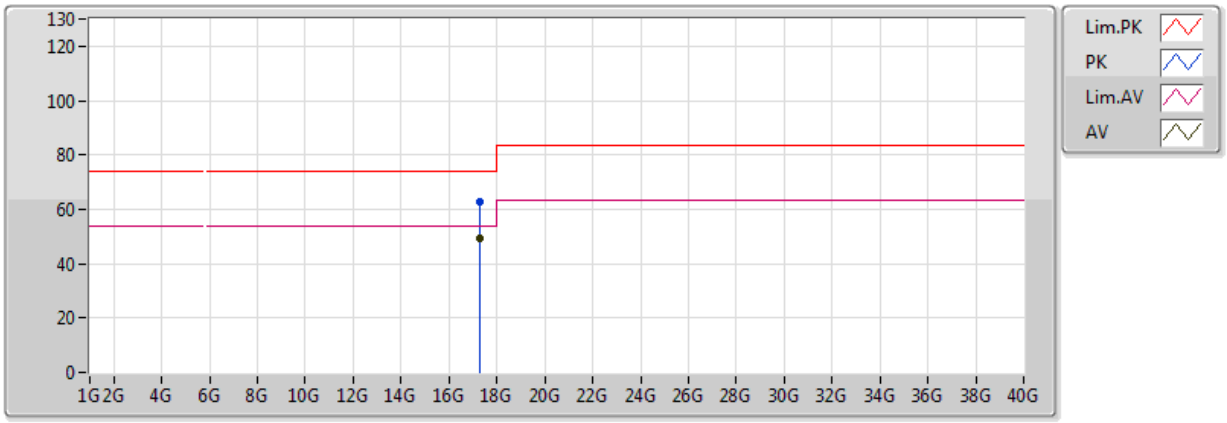

Eut : Z axis

Type	Freq	Level	Limit	Margin	Factor	Dist	Condition	Azimuth	Height	Comments	Raw	AF	CL	PA
	(Hz)	(dBuV/m)	(dBuV/m)	(dB)	(dB)	(m)		(°)	(m)		(dBuV)	(dB)	(dB)	(dB)
AV	17.265G	49.27	54.00	-4.73	18.45	3	Horizontal	23	3.54	-	30.82	41.80	10.48	33.84
PK	17.265G	62.92	74.00	-11.08	18.45	3	Horizontal	23	3.54	-	44.47	41.80	10.48	33.84

802.11ac VHT40_Nss1,(MCS0)_4TX

5795MHz_TX

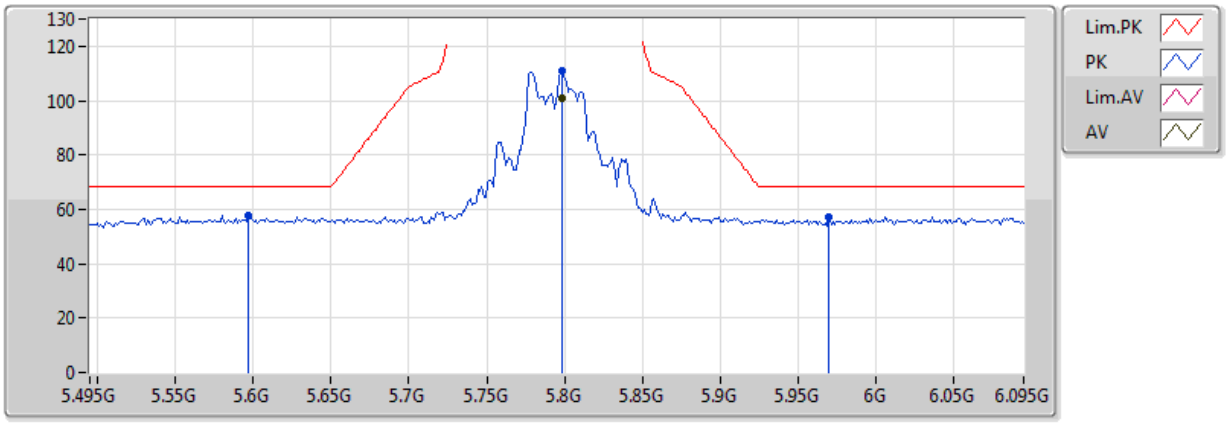

Eut : Z axis

Type	Freq	Level	Limit	Margin	Factor	Dist	Condition	Azimuth	Height	Comments	Raw	AF	CL	PA
	(Hz)	(dBuV/m)	(dBuV/m)	(dB)	(dB)	(m)		(°)	(m)		(dBuV)	(dB)	(dB)	(dB)
AV	5.7986G	100.95	Inf	-Inf	3.61	3	Vertical	178	1.01	-	97.34	32.28	5.89	34.56
PK	5.597G	57.91	68.20	-10.29	3.18	3	Vertical	178	1.01	-	54.73	31.96	5.74	34.51
PK	5.7986G	110.75	Inf	-Inf	3.61	3	Vertical	178	1.01	-	107.14	32.28	5.89	34.56
PK	5.9702G	57.24	68.20	-10.96	3.96	3	Vertical	178	1.01	-	53.28	32.55	6.01	34.60

802.11ac VHT40_Nss1,(MCS0)_4TX

5795MHz_TX

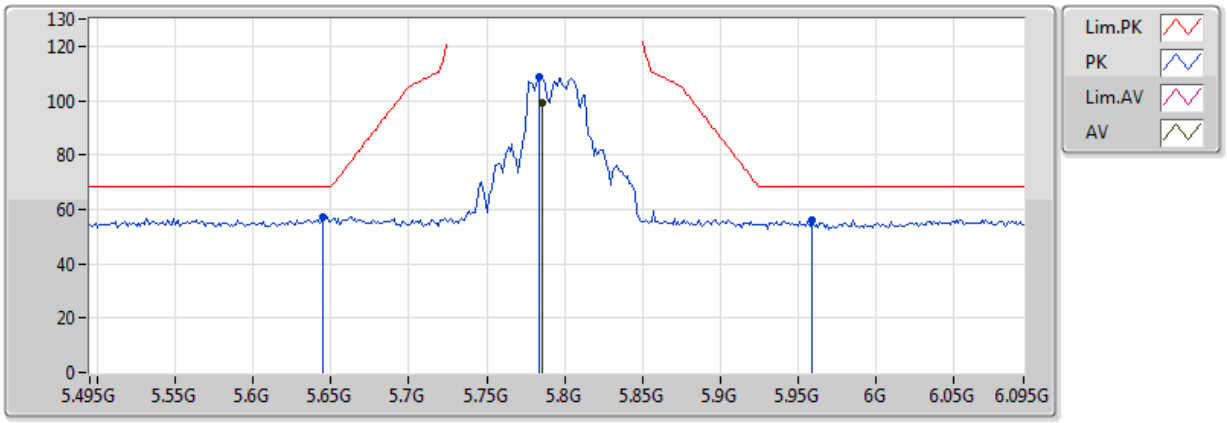

Eut : Z axis

Type	Freq	Level	Limit	Margin	Factor	Dist	Condition	Azimuth	Height	Comments	Raw	AF	CL	PA
	(Hz)	(dBuV/m)	(dBuV/m)	(dB)	(dB)	(m)		(°)	(m)		(dBuV)	(dB)	(dB)	(dB)
AV	5.7854G	98.91	Inf	-Inf	3.58	3	Horizontal	260	3.69	-	95.33	32.26	5.88	34.56
PK	5.645G	57.42	68.20	-10.78	3.28	3	Horizontal	260	3.69	-	54.14	32.03	5.77	34.52
PK	5.7842G	108.81	Inf	-Inf	3.58	3	Horizontal	260	3.69	-	105.23	32.25	5.88	34.56
PK	5.9594G	56.06	68.20	-12.14	3.93	3	Horizontal	260	3.69	-	52.13	32.54	6.00	34.60

802.11ac VHT40_Nss1,(MCS0)_4TX

5795MHz_TX

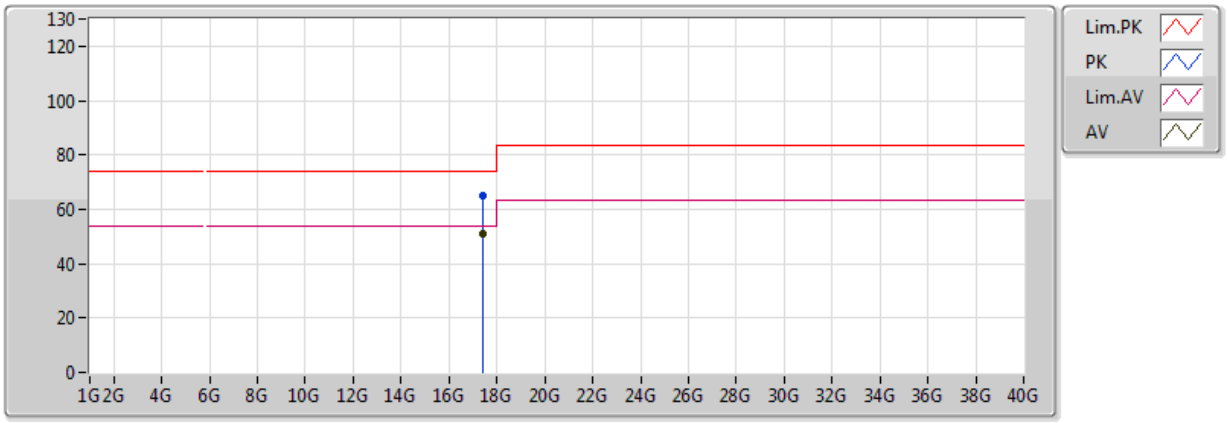

Eut : Z axis

Type	Freq	Level	Limit	Margin	Factor	Dist	Condition	Azimuth	Height	Comments	Raw	AF	CL	PA
	(Hz)	(dBuV/m)	(dBuV/m)	(dB)	(dB)	(m)		(°)	(m)		(dBuV)	(dB)	(dB)	(dB)
AV	17.385G	50.99	54.00	-3.01	19.26	3	Vertical	343	2.98	-	31.73	42.62	10.54	33.90
PK	17.385G	65.17	74.00	-8.83	19.26	3	Vertical	343	2.98	-	45.91	42.62	10.54	33.90

802.11ac VHT40_Nss1,(MCS0)_4TX

5795MHz_TX

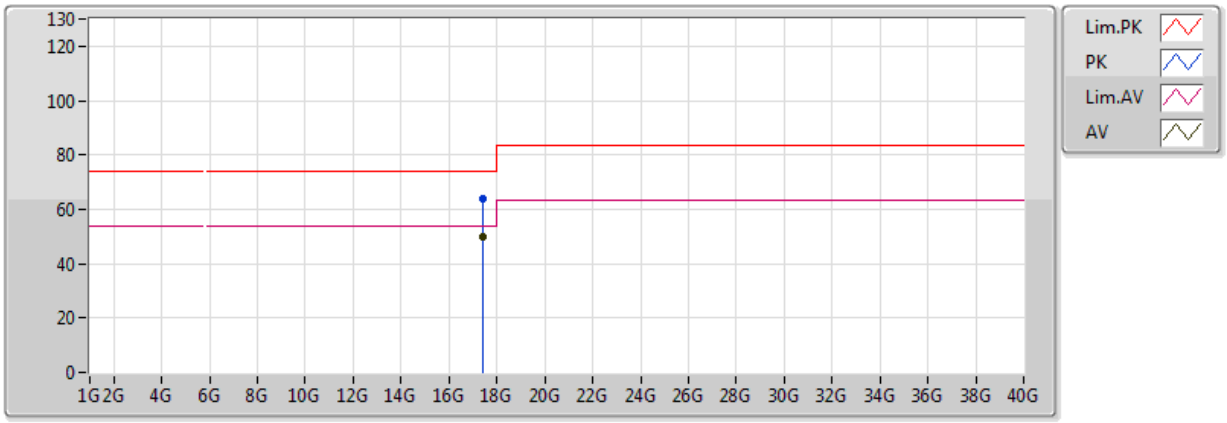

Eut : Z axis

Type	Freq	Level	Limit	Margin	Factor	Dist	Condition	Azimuth	Height	Comments	Raw	AF	CL	PA
	(Hz)	(dBuV/m)	(dBuV/m)	(dB)	(dB)	(m)		(°)	(m)		(dBuV)	(dB)	(dB)	(dB)
AV	17.385G	49.65	54.00	-4.35	19.26	3	Horizontal	9	3.34	-	30.39	42.62	10.54	33.90
PK	17.385G	64.03	74.00	-9.97	19.26	3	Horizontal	9	3.34	-	44.77	42.62	10.54	33.90

802.11ac VHT80_Nss1,(MCS0)_4TX

5210MHz_TX

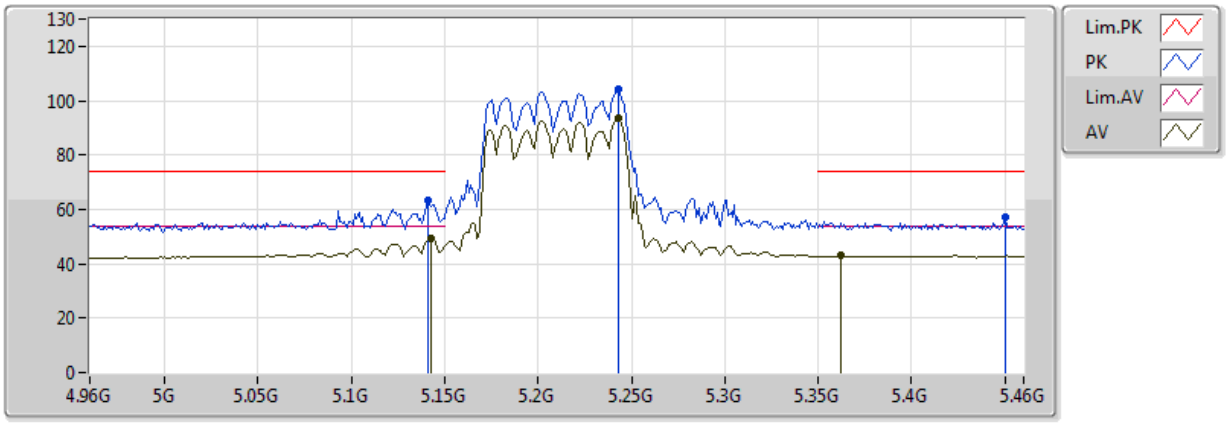

Eut : Z axis

Type	Freq	Level	Limit	Margin	Factor	Dist	Condition	Azimuth	Height	Comments	Raw	AF	CL	PA
	(Hz)	(dBuV/m)	(dBuV/m)	(dB)	(dB)	(m)		(°)	(m)		(dBuV)	(dB)	(dB)	(dB)
AV	5.143G	49.22	54.00	-4.78	2.80	3	Vertical	149	1.51	-	46.43	31.66	5.62	34.48
AV	5.243G	93.77	Inf	-Inf	2.85	3	Vertical	149	1.51	-	90.92	31.70	5.63	34.48
AV	5.362G	42.91	54.00	-11.09	2.91	3	Vertical	149	1.51	-	40.00	31.74	5.65	34.49
PK	5.141G	63.19	74.00	-10.81	2.79	3	Vertical	149	1.51	-	60.39	31.66	5.62	34.48
PK	5.243G	104.01	Inf	-Inf	2.85	3	Vertical	149	1.51	-	101.17	31.70	5.63	34.48
PK	5.45G	57.43	74.00	-16.57	2.95	3	Vertical	149	1.51	-	54.48	31.78	5.67	34.49

802.11ac VHT80_Nss1,(MCS0)_4TX

5210MHz_TX

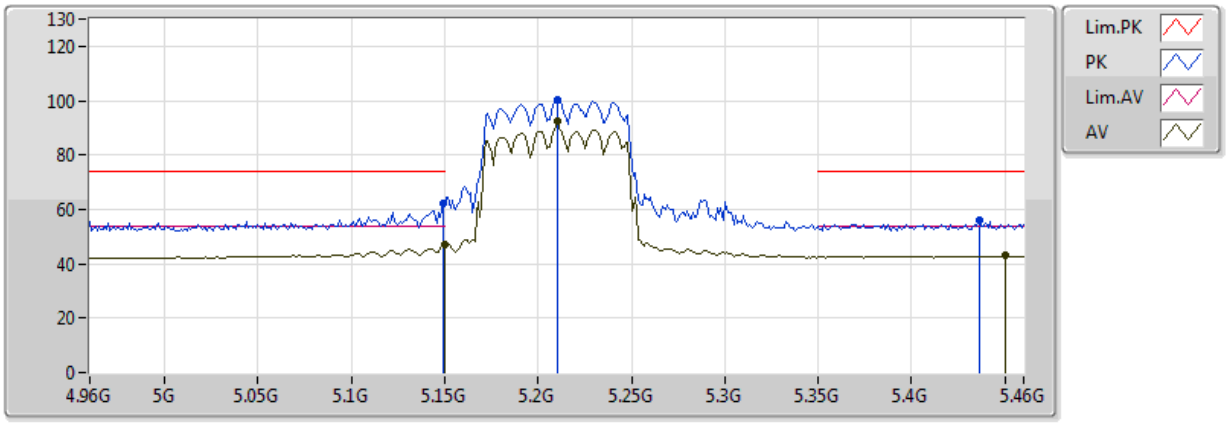

Eut : Z axis

Type	Freq	Level	Limit	Margin	Factor	Dist	Condition	Azimuth	Height	Comments	Raw	AF	CL	PA
	(Hz)	(dBuV/m)	(dBuV/m)	(dB)	(dB)	(m)		(°)	(m)		(dBuV)	(dB)	(dB)	(dB)
AV	5.149995G	47.12	54.00	-6.88	2.80	3	Horizontal	264	1.49	-	44.32	31.66	5.62	34.48
AV	5.21G	92.51	Inf	-Inf	2.83	3	Horizontal	264	1.49	-	89.67	31.68	5.63	34.48
AV	5.45G	42.95	54.00	-11.05	2.95	3	Horizontal	264	1.49	-	40.00	31.78	5.67	34.49
PK	5.149G	62.14	74.00	-11.86	2.80	3	Horizontal	264	1.49	-	59.34	31.66	5.62	34.48
PK	5.21G	100.19	Inf	-Inf	2.83	3	Horizontal	264	1.49	-	97.35	31.68	5.63	34.48
PK	5.436G	55.96	74.00	-18.04	2.95	3	Horizontal	264	1.49	-	53.01	31.77	5.66	34.49

802.11ac VHT80_Nss1,(MCS0)_4TX

5210MHz_TX

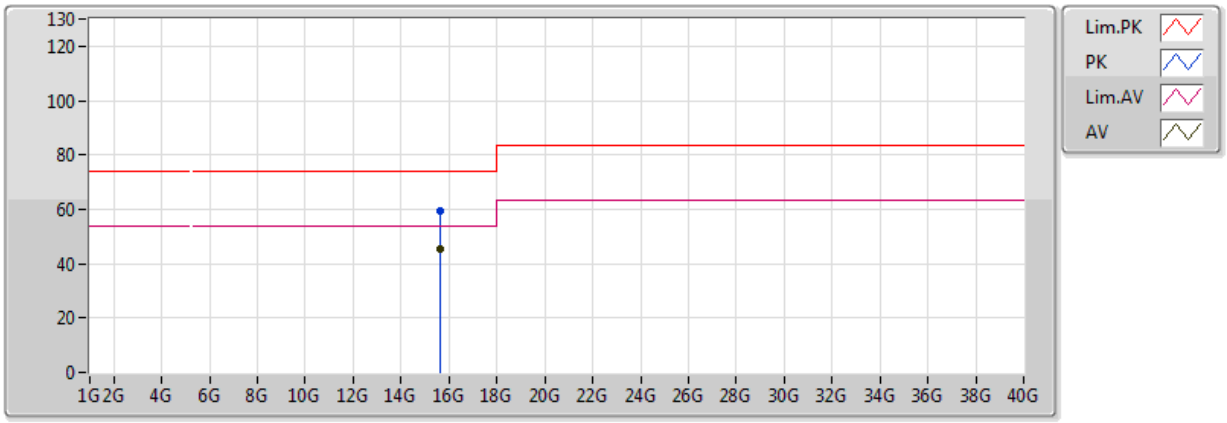

Eut : Z axis

Type	Freq	Level	Limit	Margin	Factor	Dist	Condition	Azimuth	Height	Comments	Raw	AF	CL	PA
	(Hz)	(dBuV/m)	(dBuV/m)	(dB)	(dB)	(m)		(°)	(m)		(dBuV)	(dB)	(dB)	(dB)
AV	15.63G	45.53	54.00	-8.47	13.69	3	Vertical	145	2.67	-	31.84	38.51	9.98	34.79
PK	15.63G	59.12	74.00	-14.88	13.69	3	Vertical	145	2.67	-	45.43	38.51	9.98	34.79

802.11ac VHT80_Nss1,(MCS0)_4TX

5210MHz_TX

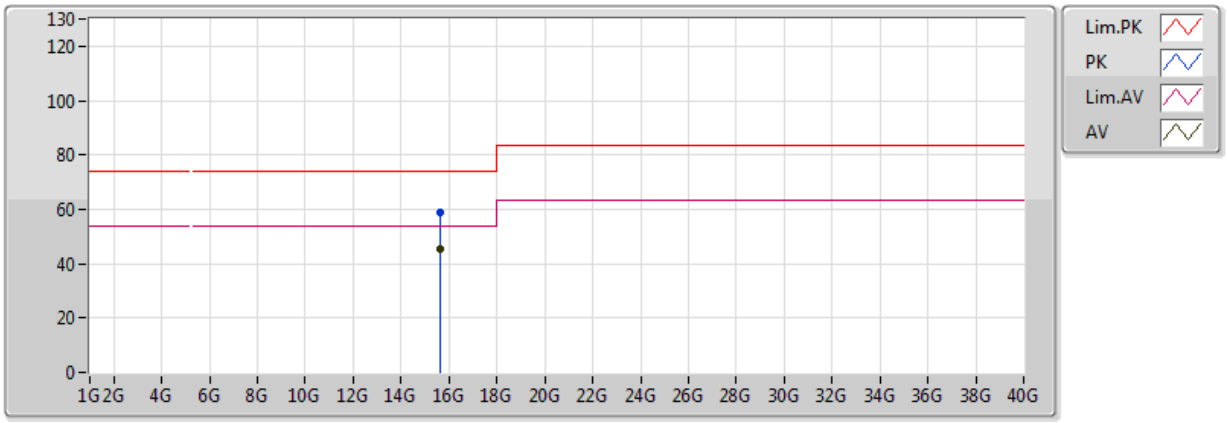

Eut : Z axis

Type	Freq	Level	Limit	Margin	Factor	Dist	Condition	Azimuth	Height	Comments	Raw	AF	CL	PA
	(Hz)	(dBuV/m)	(dBuV/m)	(dB)	(dB)	(m)		(°)	(m)		(dBuV)	(dB)	(dB)	(dB)
AV	15.63G	45.29	54.00	-8.71	13.69	3	Horizontal	288	1.01	-	31.60	38.51	9.98	34.79
PK	15.63G	58.99	74.00	-15.01	13.69	3	Horizontal	288	1.01	-	45.30	38.51	9.98	34.79

802.11ac VHT80_Nss1,(MCS0)_4TX

5290MHz_TX

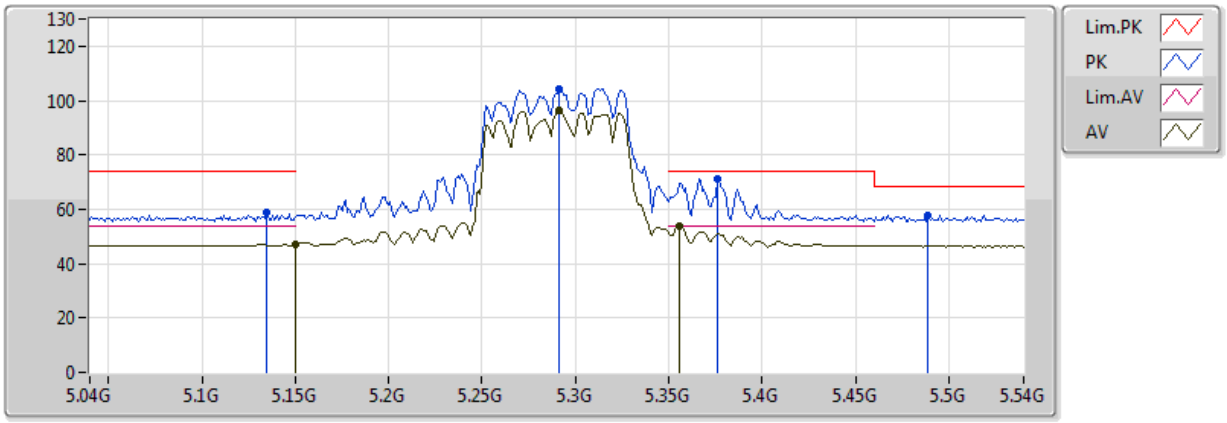

Eut : Z axis

Type	Freq	Level	Limit	Margin	Factor	Dist	Condition	Azimuth	Height	Comments	Raw	AF	CL	PA
	(Hz)	(dBuV/m)	(dBuV/m)	(dB)	(dB)	(m)		(°)	(m)		(dBuV)	(dB)	(dB)	(dB)
AV	5.15G	47.15	54.00	-6.85	2.90	3	Vertical	146	3.69	-	44.25	31.62	6.49	35.20
AV	5.291G	96.55	Inf	-Inf	3.05	3	Vertical	146	3.69	-	93.50	31.73	6.51	35.19
AV	5.356G	53.86	54.00	-0.14	3.12	3	Vertical	146	3.69	-	50.74	31.78	6.52	35.18
PK	5.135G	58.68	74.00	-15.32	2.89	3	Vertical	146	3.69	-	55.79	31.61	6.48	35.21
PK	5.291G	104.45	Inf	-Inf	3.05	3	Vertical	146	3.69	-	101.40	31.73	6.51	35.19
PK	5.376G	71.32	74.00	-2.68	3.14	3	Vertical	146	3.69	-	68.19	31.80	6.52	35.18
PK	5.489G	57.73	68.20	-10.47	3.26	3	Vertical	146	3.69	-	54.47	31.89	6.54	35.17

802.11ac VHT80_Nss1,(MCS0)_4TX

5290MHz_TX

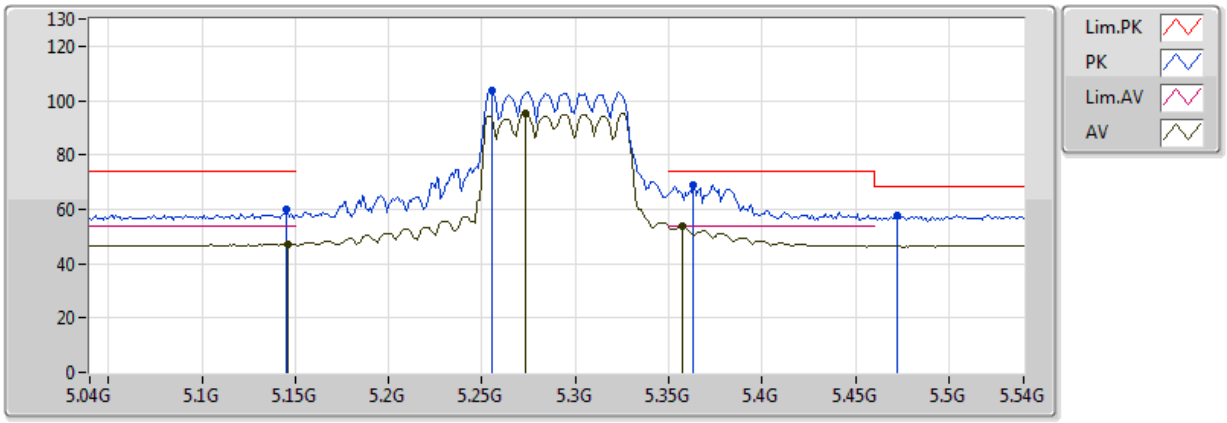

Eut : Z axis

Type	Freq	Level	Limit	Margin	Factor	Dist	Condition	Azimuth	Height	Comments	Raw	AF	CL	PA
	(Hz)	(dBuV/m)	(dBuV/m)	(dB)	(dB)	(m)		(°)	(m)		(dBuV)	(dB)	(dB)	(dB)
AV	5.146G	47.26	54.00	-6.74	2.90	3	Horizontal	279	1.01	-	44.36	31.62	6.48	35.21
AV	5.273G	95.21	Inf	-Inf	3.03	3	Horizontal	279	1.01	-	92.18	31.72	6.50	35.19
AV	5.357G	53.76	54.00	-0.24	3.12	3	Horizontal	279	1.01	-	50.64	31.79	6.52	35.18
PK	5.145G	59.69	74.00	-14.31	2.89	3	Horizontal	279	1.01	-	56.80	31.62	6.48	35.21
PK	5.255G	103.83	Inf	-Inf	3.01	3	Horizontal	279	1.01	-	100.82	31.70	6.50	35.19
PK	5.363G	68.88	74.00	-5.12	3.12	3	Horizontal	279	1.01	-	65.75	31.79	6.52	35.18
PK	5.472G	57.66	68.20	-10.54	3.24	3	Horizontal	279	1.01	-	54.42	31.88	6.53	35.17

802.11ac VHT80_Nss1,(MCS0)_4TX

5290MHz_TX

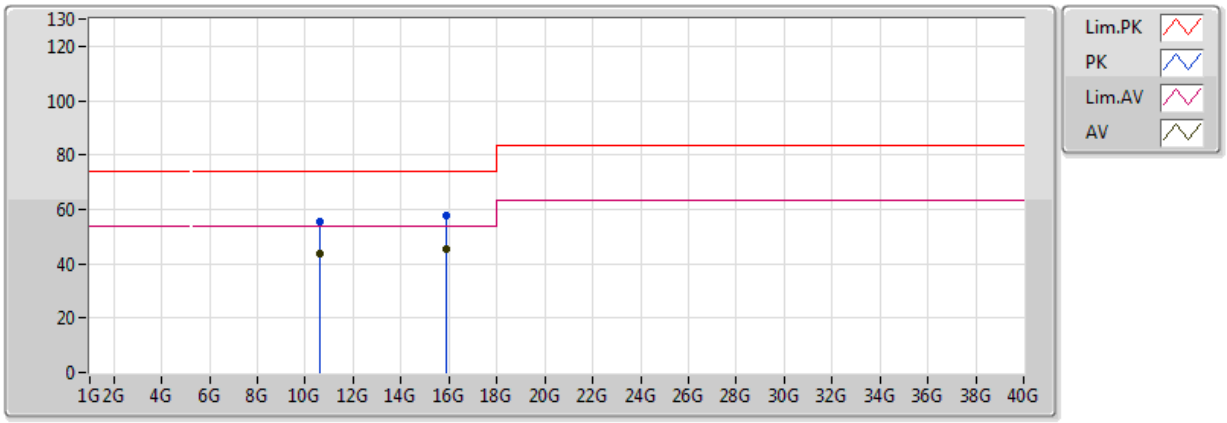

Eut : Z axis

Type	Freq	Level	Limit	Margin	Factor	Dist	Condition	Azimuth	Height	Comments	Raw	AF	CL	PA
	(Hz)	(dBuV/m)	(dBuV/m)	(dB)	(dB)	(m)		(°)	(m)		(dBuV)	(dB)	(dB)	(dB)
AV	10.58G	43.84	54.00	-10.16	13.36	3	Vertical	360	1.50	-	30.48	39.71	9.31	35.66
AV	15.87G	45.41	54.00	-8.59	13.43	3	Vertical	0	1.50	-	31.98	37.74	11.49	35.80
PK	10.58G	55.39	74.00	-18.61	13.36	3	Vertical	360	1.50	-	42.03	39.71	9.31	35.66
PK	15.87G	57.90	74.00	-16.10	13.43	3	Vertical	0	1.50	-	44.47	37.74	11.49	35.80

802.11ac VHT80_Nss1,(MCS0)_4TX

5290MHz_TX

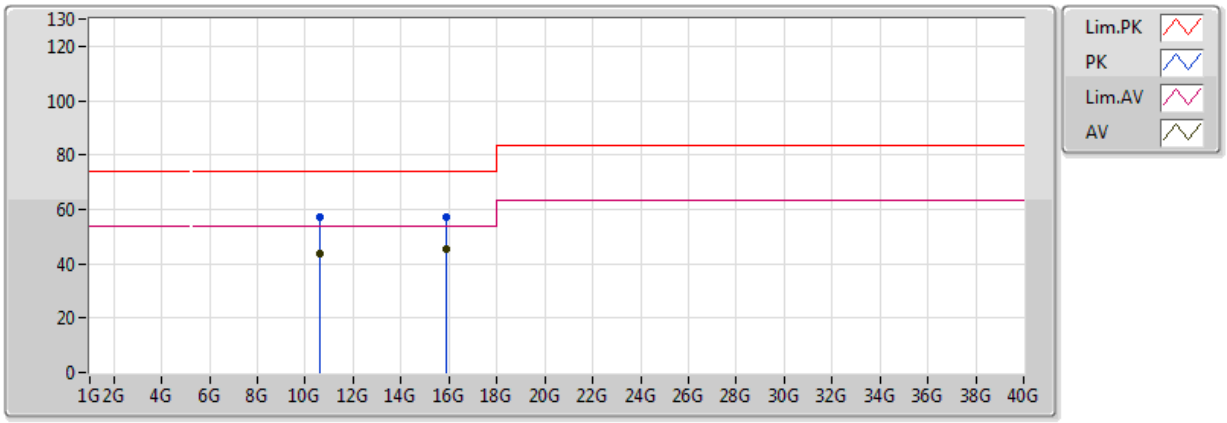

Eut : Z axis

Type	Freq	Level	Limit	Margin	Factor	Dist	Condition	Azimuth	Height	Comments	Raw	AF	CL	PA
	(Hz)	(dBuV/m)	(dBuV/m)	(dB)	(dB)	(m)		(°)	(m)		(dBuV)	(dB)	(dB)	(dB)
AV	10.58G	43.75	54.00	-10.25	13.36	3	Horizontal	0	1.50	-	30.39	39.71	9.31	35.66
AV	15.87G	45.21	54.00	-8.79	13.43	3	Horizontal	360	1.50	-	31.78	37.74	11.49	35.80
PK	10.58G	57.18	74.00	-16.82	13.36	3	Horizontal	0	1.50	-	43.82	39.71	9.31	35.66
PK	15.87G	57.25	74.00	-16.75	13.43	3	Horizontal	360	1.50	-	43.82	37.74	11.49	35.80

802.11ac VHT80_Nss1,(MCS0)_4TX

5530MHz_TX

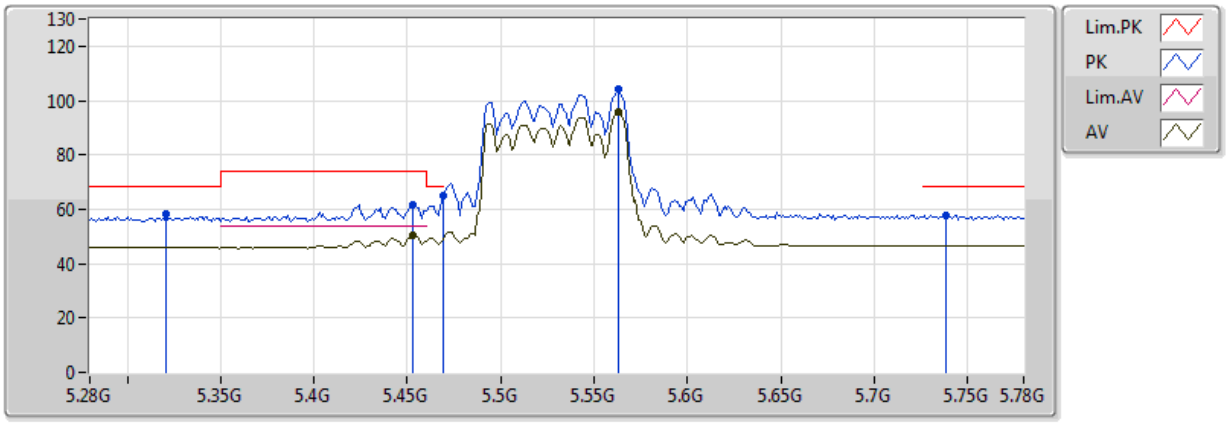

Eut : Z axis

Type	Freq	Level	Limit	Margin	Factor	Dist	Condition	Azimuth	Height	Comments	Raw	AF	CL	PA
	(Hz)	(dBuV/m)	(dBuV/m)	(dB)	(dB)	(m)		(°)	(m)		(dBuV)	(dB)	(dB)	(dB)
AV	5.453G	50.54	54.00	-3.46	3.22	3	Vertical	120	3.54	-	47.32	31.86	6.53	35.17
AV	5.563G	95.87	Inf	-Inf	3.32	3	Vertical	120	3.54	-	92.55	31.98	6.52	35.18
PK	5.321G	58.50	68.20	-9.70	3.08	3	Vertical	120	3.54	-	55.42	31.76	6.51	35.19
PK	5.453G	61.80	74.00	-12.20	3.22	3	Vertical	120	3.54	-	58.58	31.86	6.53	35.17
PK	5.469G	64.74	68.20	-3.46	3.24	3	Vertical	120	3.54	-	61.51	31.88	6.53	35.17
PK	5.563G	104.16	Inf	-Inf	3.32	3	Vertical	120	3.54	-	100.84	31.98	6.52	35.18
PK	5.738G	57.73	68.20	-10.47	3.47	3	Vertical	120	3.54	-	54.26	32.19	6.46	35.18

802.11ac VHT80_Nss1,(MCS0)_4TX

5530MHz_TX

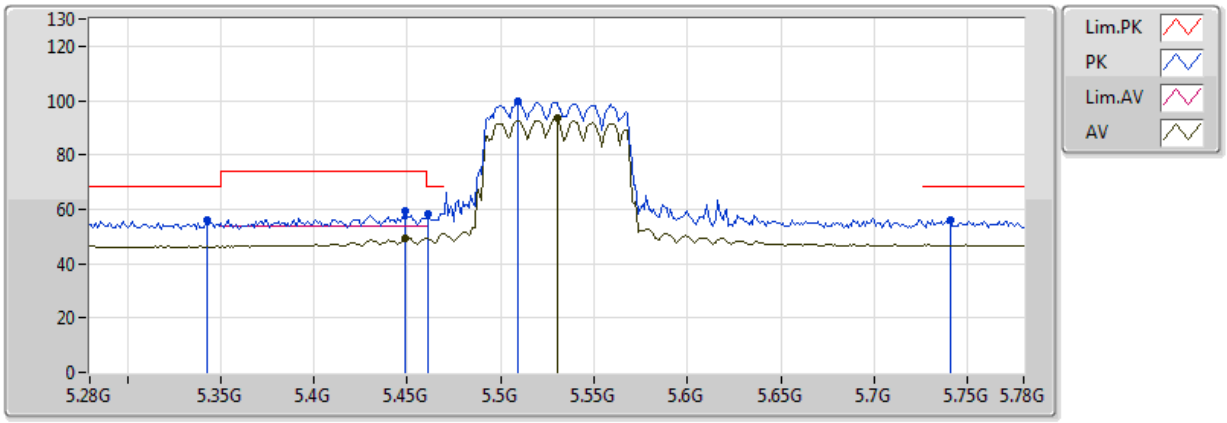

Eut : Z axis

Type	Freq	Level	Limit	Margin	Factor	Dist	Condition	Azimuth	Height	Comments	Raw	AF	CL	PA
	(Hz)	(dBuV/m)	(dBuV/m)	(dB)	(dB)	(m)		(°)	(m)		(dBuV)	(dB)	(dB)	(dB)
AV	5.449G	49.56	54.00	-4.44	3.21	3	Horizontal	273	1.01	-	46.34	31.86	6.53	35.18
AV	5.53G	93.78	Inf	-Inf	3.29	3	Horizontal	273	1.01	-	90.49	31.94	6.53	35.17
PK	5.343G	55.84	68.20	-12.36	3.10	3	Horizontal	273	1.01	-	52.73	31.77	6.51	35.19
PK	5.449G	59.16	74.00	-14.84	3.21	3	Horizontal	273	1.01	-	55.95	31.86	6.53	35.18
PK	5.461G	58.42	68.20	-9.78	3.23	3	Horizontal	273	1.01	-	55.20	31.87	6.53	35.17
PK	5.509G	100.02	Inf	-Inf	3.28	3	Horizontal	273	1.01	-	96.74	31.91	6.54	35.17
PK	5.741G	56.12	68.20	-12.08	3.47	3	Horizontal	273	1.01	-	52.65	32.19	6.46	35.18

802.11ac VHT80_Nss1,(MCS0)_4TX

5530MHz_TX

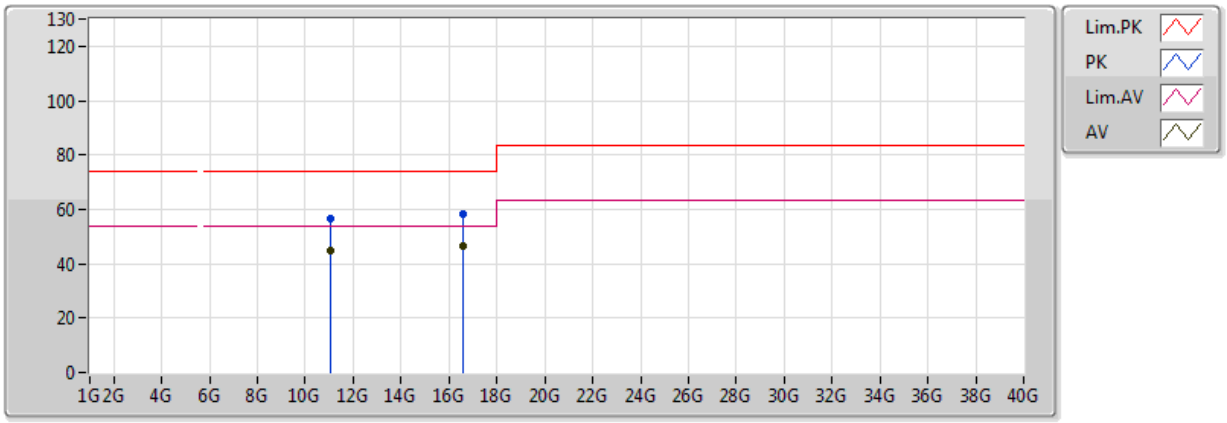

Eut : Z axis

Type	Freq	Level	Limit	Margin	Factor	Dist	Condition	Azimuth	Height	Comments	Raw	AF	CL	PA
	(Hz)	(dBuV/m)	(dBuV/m)	(dB)	(dB)	(m)		(°)	(m)		(dBuV)	(dB)	(dB)	(dB)
AV	11.06G	44.85	54.00	-9.15	14.36	3	Vertical	360	1.50	-	30.49	40.21	9.54	35.39
AV	16.59G	46.47	54.00	-7.53	14.92	3	Vertical	0	1.50	-	31.55	38.95	11.42	35.45
PK	11.06G	56.77	74.00	-17.23	14.36	3	Vertical	360	1.50	-	42.41	40.21	9.54	35.39
PK	16.59G	58.36	74.00	-15.64	14.92	3	Vertical	0	1.50	-	43.44	38.95	11.42	35.45

802.11ac VHT80_Nss1,(MCS0)_4TX

5530MHz_TX

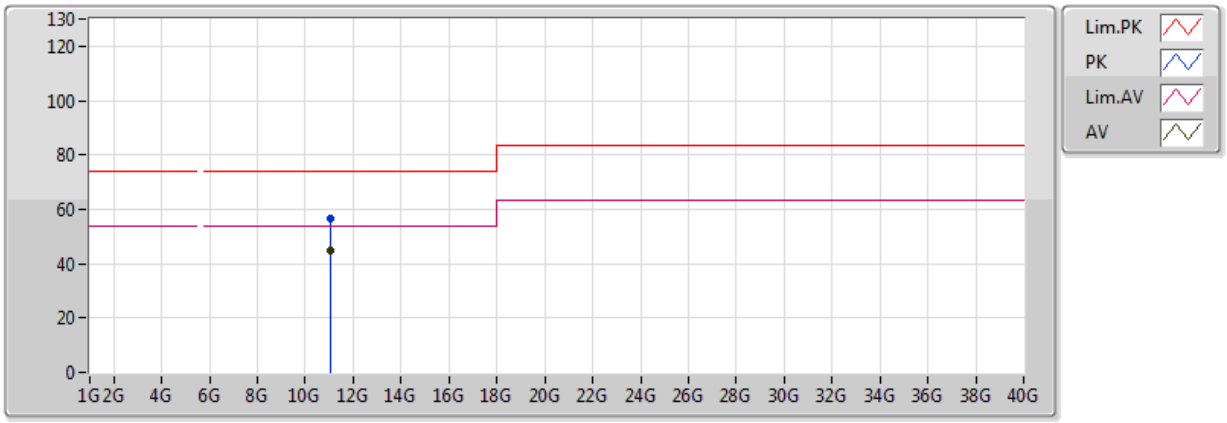

Eut : Z axis

Type	Freq	Level	Limit	Margin	Factor	Dist	Condition	Azimuth	Height	Comments	Raw	AF	CL	PA
	(Hz)	(dBuV/m)	(dBuV/m)	(dB)	(dB)	(m)		(°)	(m)		(dBuV)	(dB)	(dB)	(dB)
AV	11.06G	44.87	54.00	-9.13	14.36	3	Horizontal	0	1.50	-	30.51	40.21	9.54	35.39
PK	11.06G	56.41	74.00	-17.59	14.36	3	Horizontal	0	1.50	-	42.05	40.21	9.54	35.39

802.11ac VHT80_Nss1,(MCS0)_4TX

5610MHz_TX

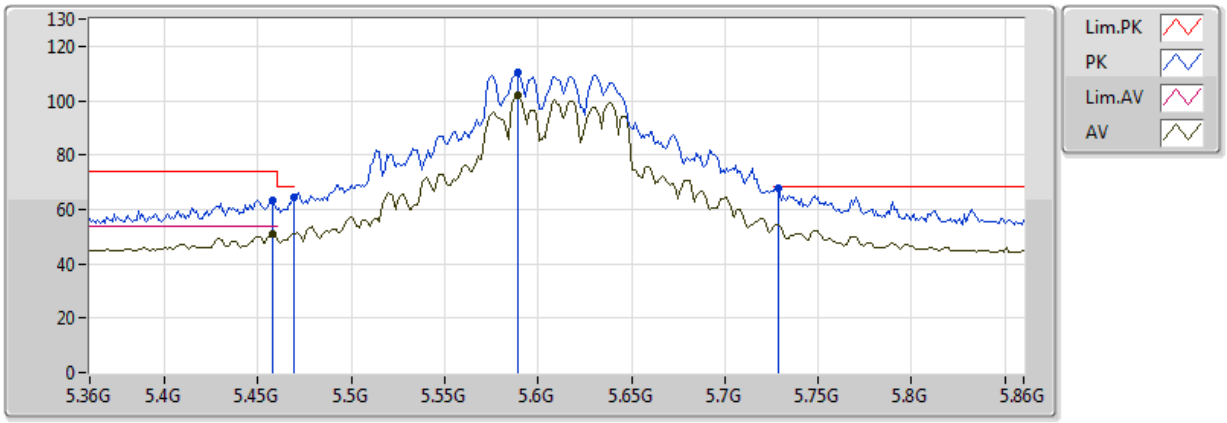

Eut : Z axis

Type	Freq	Level	Limit	Margin	Factor	Dist	Condition	Azimuth	Height	Comments	Raw	AF	CL	PA
	(Hz)	(dBuV/m)	(dBuV/m)	(dB)	(dB)	(m)		(°)	(m)		(dBuV)	(dB)	(dB)	(dB)
AV	5.458G	50.83	54.00	-3.17	2.96	3	Vertical	152	2.17	-	47.87	31.78	5.67	34.49
AV	5.589G	102.18	Inf	-Inf	3.17	3	Vertical	152	2.17	-	99.01	31.94	5.73	34.51
PK	5.458G	63.22	74.00	-10.78	2.96	3	Vertical	152	2.17	-	60.26	31.78	5.67	34.49
PK	5.469G	64.47	68.20	-3.73	2.96	3	Vertical	152	2.17	-	61.51	31.79	5.67	34.49
PK	5.589G	110.29	Inf	-Inf	3.17	3	Vertical	152	2.17	-	107.13	31.94	5.73	34.51
PK	5.729G	68.05	68.20	-0.15	3.45	3	Vertical	152	2.17	-	64.60	32.17	5.83	34.55

802.11ac VHT80_Nss1,(MCS0)_4TX

5610MHz_TX

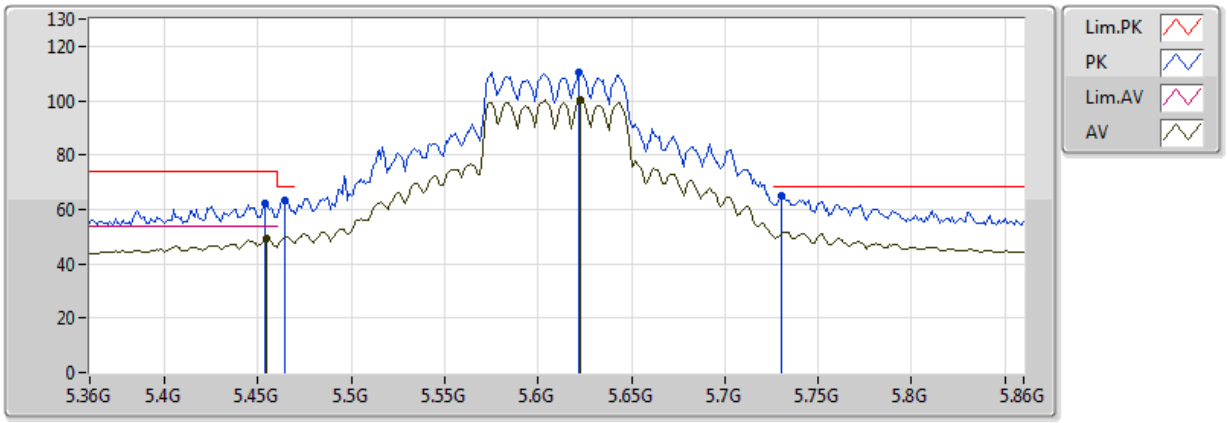

Eut : Z axis

Type	Freq	Level	Limit	Margin	Factor	Dist	Condition	Azimuth	Height	Comments	Raw	AF	CL	PA
	(Hz)	(dBuV/m)	(dBuV/m)	(dB)	(dB)	(m)		(°)	(m)		(dBuV)	(dB)	(dB)	(dB)
AV	5.455G	49.39	54.00	-4.61	2.96	3	Horizontal	284	2.14	-	46.43	31.78	5.67	34.49
AV	5.623G	100.39	Inf	-Inf	3.24	3	Horizontal	284	2.14	-	97.15	32.00	5.76	34.52
PK	5.454G	61.99	74.00	-12.01	2.96	3	Horizontal	284	2.14	-	59.03	31.78	5.67	34.49
PK	5.464G	63.12	68.20	-5.08	2.96	3	Horizontal	284	2.14	-	60.16	31.79	5.67	34.49
PK	5.622G	110.55	Inf	-Inf	3.23	3	Horizontal	284	2.14	-	107.32	32.00	5.76	34.52
PK	5.73G	64.80	68.20	-3.40	3.46	3	Horizontal	284	2.14	-	61.34	32.17	5.83	34.55

802.11ac VHT80_Nss1,(MCS0)_4TX

5610MHz_TX

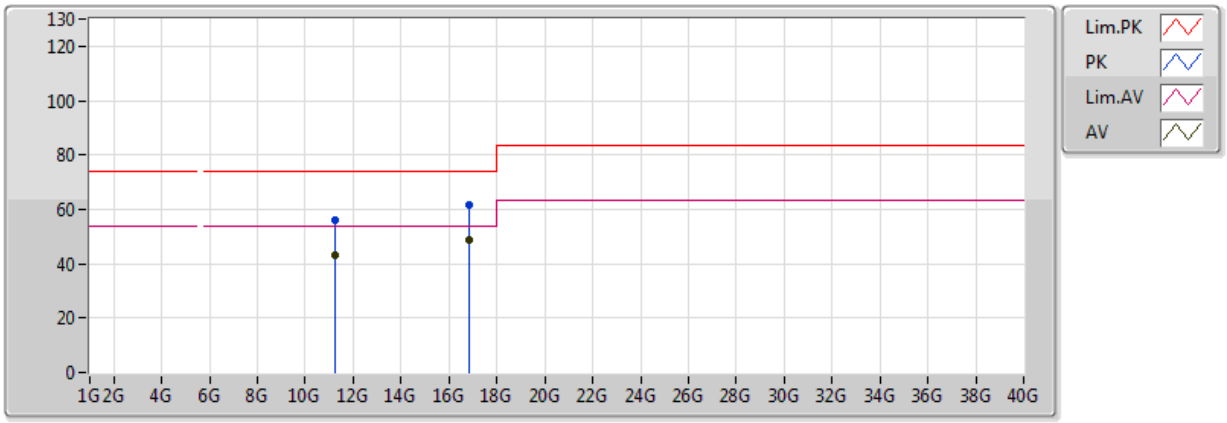

Eut : Z axis

Type	Freq	Level	Limit	Margin	Factor	Dist	Condition	Azimuth	Height	Comments	Raw	AF	CL	PA
	(Hz)	(dBuV/m)	(dBuV/m)	(dB)	(dB)	(m)		(°)	(m)		(dBuV)	(dB)	(dB)	(dB)
AV	11.22G	42.88	54.00	-11.12	13.78	3	Vertical	360	1.50	-	29.10	40.09	8.28	34.59
AV	16.83G	48.85	54.00	-5.15	15.85	3	Vertical	265	3.31	-	33.00	39.51	10.31	33.97
PK	11.22G	55.84	74.00	-18.16	13.78	3	Vertical	360	1.50	-	42.06	40.09	8.28	34.59
PK	16.83G	61.45	74.00	-12.55	15.85	3	Vertical	265	3.31	-	45.60	39.51	10.31	33.97

802.11ac VHT80_Nss1,(MCS0)_4TX

5610MHz_TX

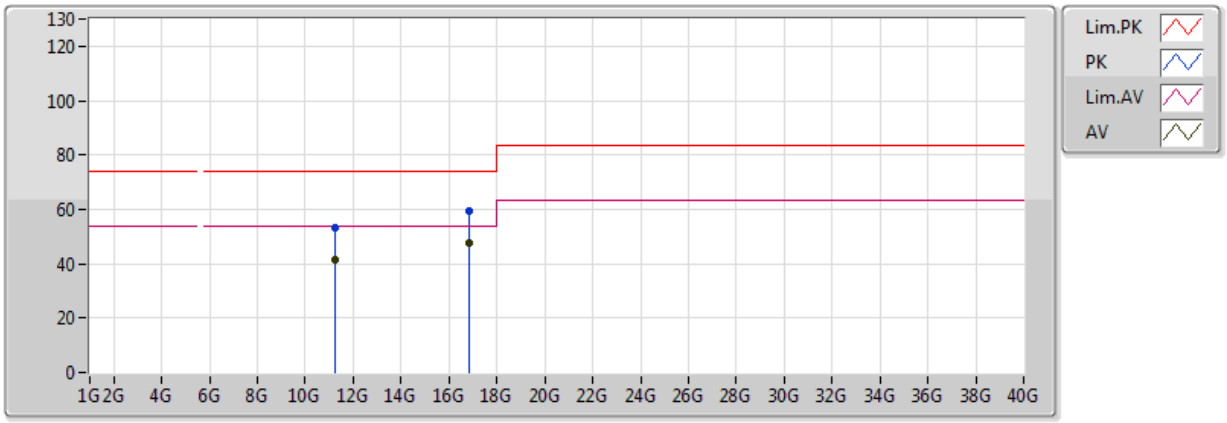

Eut : Z axis

Type	Freq	Level	Limit	Margin	Factor	Dist	Condition	Azimuth	Height	Comments	Raw	AF	CL	PA
	(Hz)	(dBuV/m)	(dBuV/m)	(dB)	(dB)	(m)		(°)	(m)		(dBuV)	(dB)	(dB)	(dB)
AV	11.2204G	41.35	54.00	-12.65	13.78	3	Horizontal	342	3.36	-	27.58	40.09	8.28	34.59
AV	16.83G	47.40	54.00	-6.60	15.85	3	Horizontal	32	1.50	-	31.55	39.51	10.31	33.97
PK	11.2584G	53.43	74.00	-20.57	13.73	3	Horizontal	342	3.36	-	39.70	40.04	8.29	34.60
PK	16.83G	59.14	74.00	-14.86	15.85	3	Horizontal	32	1.50	-	43.29	39.51	10.31	33.97

802.11ac VHT80_Nss1,(MCS0)_4TX

5690MHz Straddle 5.47-5.725GHz_TX

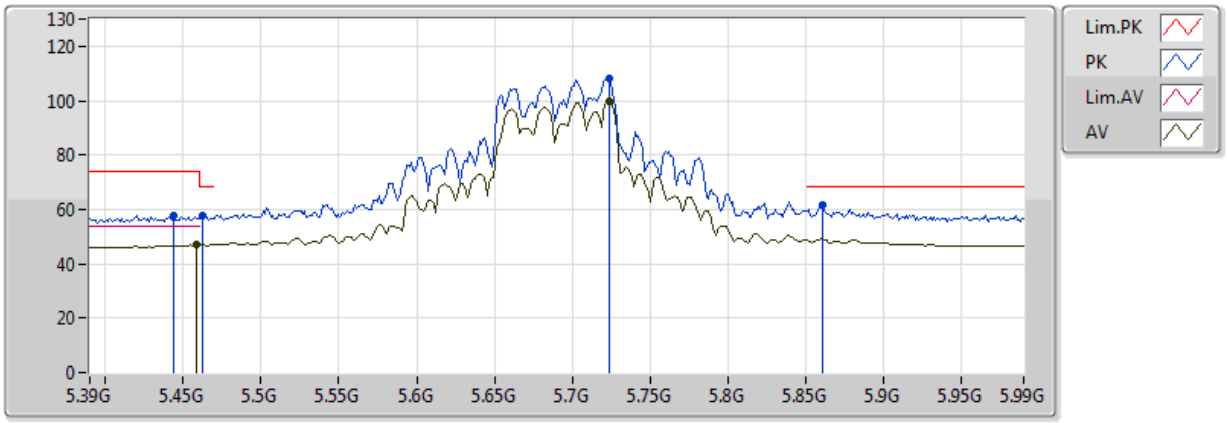

Eut : Z axis

Type	Freq	Level	Limit	Margin	Factor	Dist	Condition	Azimuth	Height	Comments	Raw	AF	CL	PA
	(Hz)	(dBuV/m)	(dBuV/m)	(dB)	(dB)	(m)		(°)	(m)		(dBuV)	(dB)	(dB)	(dB)
AV	5.4584G	46.86	54.00	-7.14	3.22	3	Vertical	220	3.69	-	43.64	31.87	6.53	35.17
AV	5.7236G	100.02	Inf	-Inf	3.46	3	Vertical	220	3.69	-	96.56	32.17	6.47	35.18
PK	5.444G	57.59	74.00	-16.41	3.21	3	Vertical	220	3.69	-	54.38	31.86	6.53	35.18
PK	5.462G	57.65	68.20	-10.55	3.23	3	Vertical	220	3.69	-	54.43	31.87	6.53	35.17
PK	5.7236G	108.33	Inf	-Inf	3.46	3	Vertical	220	3.69	-	104.87	32.17	6.47	35.18
PK	5.8604G	61.62	68.20	-6.58	3.56	3	Vertical	220	3.69	-	58.05	32.33	6.42	35.19

802.11ac VHT80_Nss1,(MCS0)_4TX

5690MHz Straddle 5.47-5.725GHz_TX

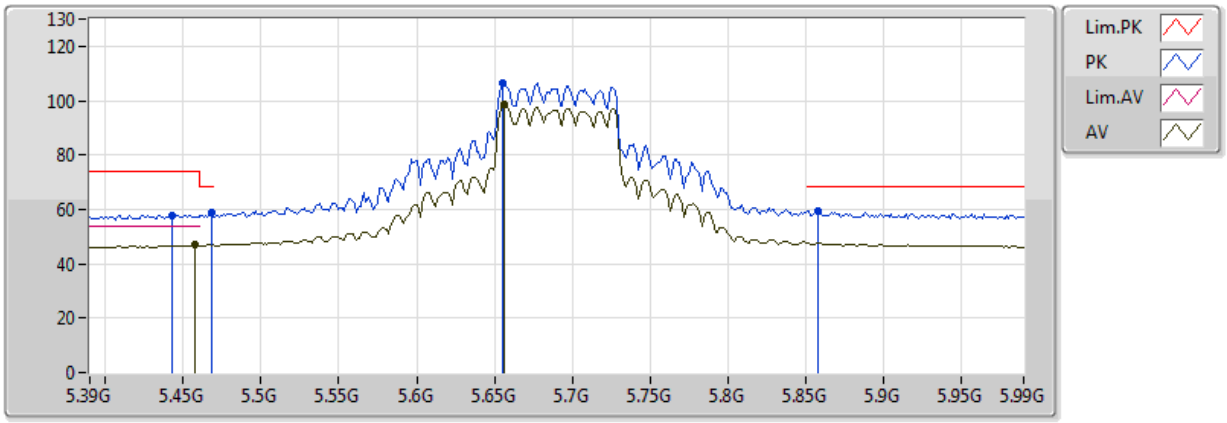

Eut : Z axis

Type	Freq	Level	Limit	Margin	Factor	Dist	Condition	Azimuth	Height	Comments	Raw	AF	CL	PA
	(Hz)	(dBuV/m)	(dBuV/m)	(dB)	(dB)	(m)		(°)	(m)		(dBuV)	(dB)	(dB)	(dB)
AV	5.4572G	46.86	54.00	-7.14	3.22	3	Horizontal	53	1.02	-	43.64	31.87	6.53	35.17
AV	5.6564G	98.69	Inf	-Inf	3.40	3	Horizontal	53	1.02	-	95.29	32.09	6.49	35.18
PK	5.4428G	57.86	74.00	-16.14	3.21	3	Horizontal	53	1.02	-	54.65	31.85	6.53	35.18
PK	5.468G	59.11	68.20	-9.09	3.23	3	Horizontal	53	1.02	-	55.87	31.87	6.53	35.17
PK	5.6552G	106.54	Inf	-Inf	3.40	3	Horizontal	53	1.02	-	103.14	32.09	6.49	35.18
PK	5.858G	59.50	68.20	-8.70	3.56	3	Horizontal	53	1.02	-	55.94	32.33	6.42	35.19

802.11ac VHT80_Nss1,(MCS0)_4TX

5690MHz Straddle 5.47-5.725GHz_TX

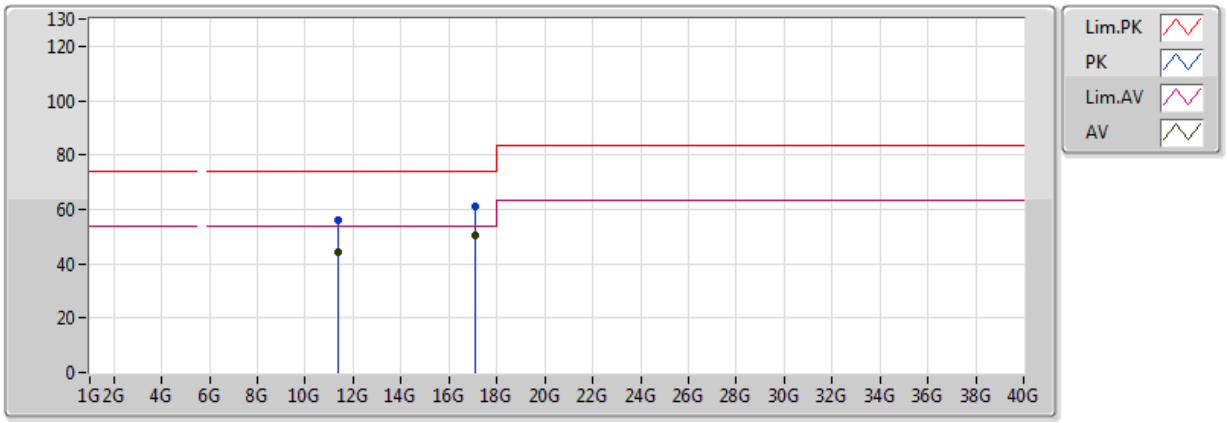

Eut : Z axis

Type	Freq	Level	Limit	Margin	Factor	Dist	Condition	Azimuth	Height	Comments	Raw	AF	CL	PA
	(Hz)	(dBuV/m)	(dBuV/m)	(dB)	(dB)	(m)		(°)	(m)		(dBuV)	(dB)	(dB)	(dB)
AV	11.38G	44.36	54.00	-9.64	13.81	3	Vertical	360	1.50	-	30.55	39.73	9.54	35.46
AV	17.07G	50.19	54.00	-3.81	16.81	3	Vertical	358	2.49	-	33.38	40.61	11.33	35.12
PK	11.38G	55.90	74.00	-18.10	13.81	3	Vertical	360	1.50	-	42.09	39.73	9.54	35.46
PK	17.07G	61.28	74.00	-12.72	16.81	3	Vertical	358	2.49	-	44.47	40.61	11.33	35.12

802.11ac VHT80_Nss1,(MCS0)_4TX

5690MHz Straddle 5.47-5.725GHz_TX

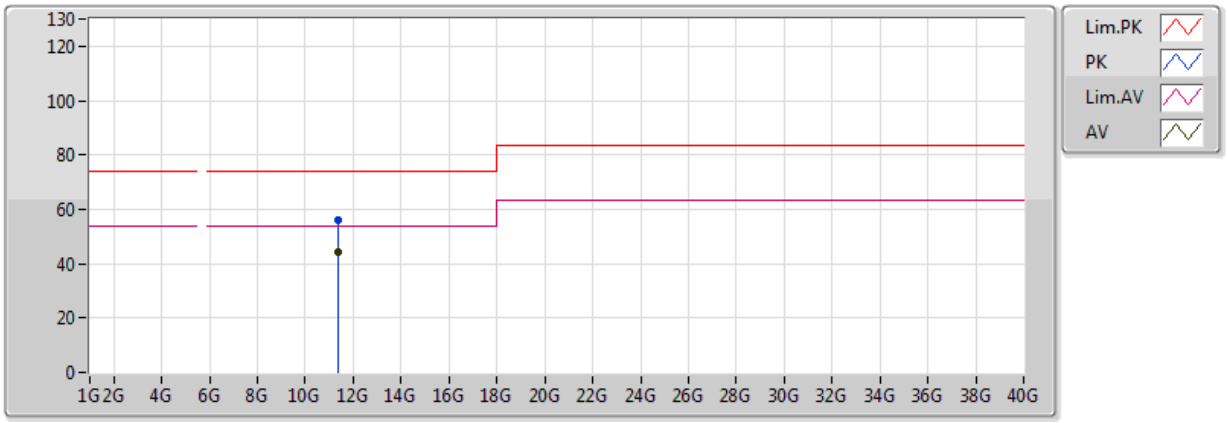

Eut : Z axis

Type	Freq	Level	Limit	Margin	Factor	Dist	Condition	Azimuth	Height	Comments	Raw	AF	CL	PA
	(Hz)	(dBuV/m)	(dBuV/m)	(dB)	(dB)	(m)		(°)	(m)		(dBuV)	(dB)	(dB)	(dB)
AV	11.38G	44.44	54.00	-9.56	13.81	3	Horizontal	0	1.50	-	30.63	39.73	9.54	35.46
PK	11.38G	55.79	74.00	-18.21	13.81	3	Horizontal	0	1.50	-	41.98	39.73	9.54	35.46

802.11ac VHT80_Nss1,(MCS0)_4TX

5775MHz_TX

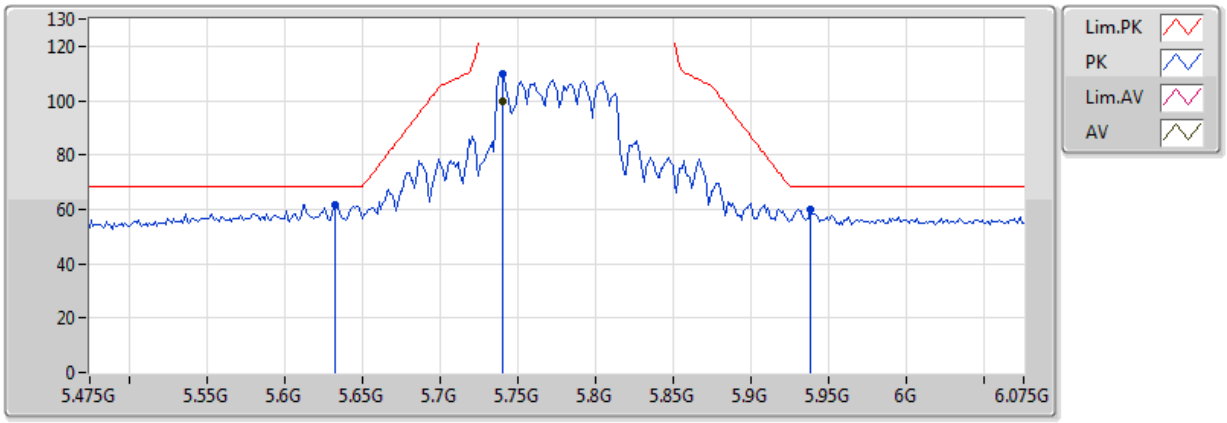

Eut : Z axis

Type	Freq	Level	Limit	Margin	Factor	Dist	Condition	Azimuth	Height	Comments	Raw	AF	CL	PA
	(Hz)	(dBuV/m)	(dBuV/m)	(dB)	(dB)	(m)		(°)	(m)		(dBuV)	(dB)	(dB)	(dB)
AV	5.7402G	99.48	Inf	-Inf	3.48	3	Vertical	206	3.02	-	96.01	32.18	5.84	34.55
PK	5.6322G	61.47	68.20	-6.73	3.25	3	Vertical	206	3.02	-	58.21	32.01	5.76	34.52
PK	5.7402G	110.09	Inf	-Inf	3.48	3	Vertical	206	3.02	-	106.62	32.18	5.84	34.55
PK	5.9382G	60.17	68.20	-8.03	3.89	3	Vertical	206	3.02	-	56.28	32.50	5.99	34.60

802.11ac VHT80_Nss1,(MCS0)_4TX

5775MHz_TX

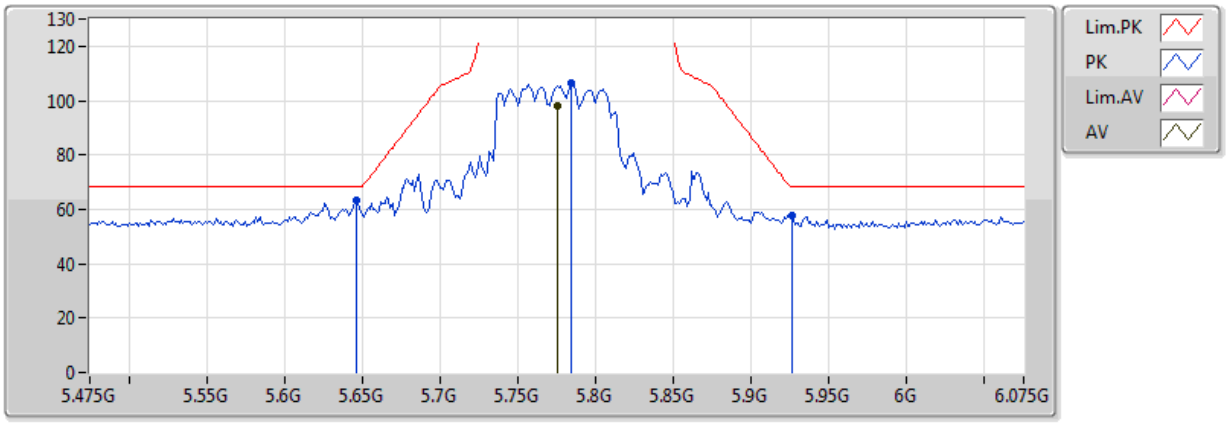

Eut : Z axis

Type	Freq	Level	Limit	Margin	Factor	Dist	Condition	Azimuth	Height	Comments	Raw	AF	CL	PA
	(Hz)	(dBuV/m)	(dBuV/m)	(dB)	(dB)	(m)		(°)	(m)		(dBuV)	(dB)	(dB)	(dB)
AV	5.775G	98.16	Inf	-Inf	3.55	3	Horizontal	263	3.69	-	94.60	32.24	5.87	34.55
PK	5.6466G	63.21	68.20	-4.99	3.28	3	Horizontal	263	3.69	-	59.93	32.03	5.77	34.52
PK	5.7846G	106.38	Inf	-Inf	3.58	3	Horizontal	263	3.69	-	102.80	32.26	5.88	34.56
PK	5.9262G	57.80	68.20	-10.40	3.87	3	Horizontal	263	3.69	-	53.94	32.48	5.98	34.60

802.11ac VHT80_Nss1,(MCS0)_4TX

5775MHz_TX

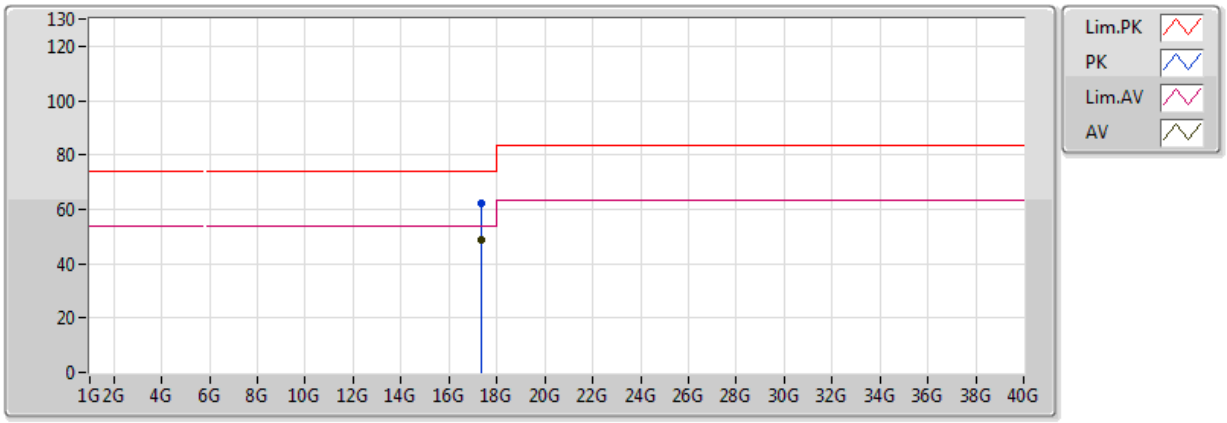

Eut : Z axis

Type	Freq	Level	Limit	Margin	Factor	Dist	Condition	Azimuth	Height	Comments	Raw	AF	CL	PA
	(Hz)	(dBuV/m)	(dBuV/m)	(dB)	(dB)	(m)		(°)	(m)		(dBuV)	(dB)	(dB)	(dB)
AV	17.325G	48.87	54.00	-5.13	18.85	3	Vertical	174	1.50	-	30.02	42.21	10.51	33.87
PK	17.325G	62.18	74.00	-11.82	18.85	3	Vertical	174	1.50	-	43.33	42.21	10.51	33.87

802.11ac VHT80_Nss1,(MCS0)_4TX

5775MHz_TX

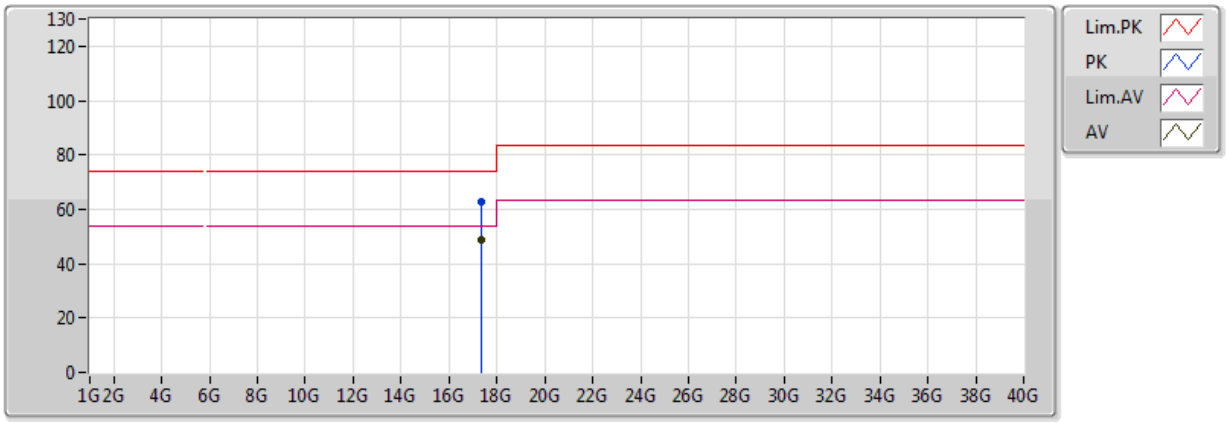

Eut : Z axis

Type	Freq	Level	Limit	Margin	Factor	Dist	Condition	Azimuth	Height	Comments	Raw	AF	CL	PA
	(Hz)	(dBuV/m)	(dBuV/m)	(dB)	(dB)	(m)		(°)	(m)		(dBuV)	(dB)	(dB)	(dB)
AV	17.325G	48.63	54.00	-5.37	18.85	3	Horizontal	114	1.02	-	29.78	42.21	10.51	33.87
PK	17.325G	62.52	74.00	-11.48	18.85	3	Horizontal	114	1.02	-	43.67	42.21	10.51	33.87

Summary

Mode	Result	Type	Freq (Hz)	Level (dBuV/m)	Limit (dBuV/m)	Margin (dB)	Factor (dB)	Dist (m)	Condition	Azimuth (°)	Height (m)	Comments
802.11ac VHT20_Nss1,(MCS0)_4TX	-	-	-	-	-	-	-	-	-	-	-	-
5.47-5.725GHz	Pass	PK	5.4684G	68.05	68.20	-0.15	3.24	3	Vertical	337	1.39	-
802.11ac VHT80_Nss1,(MCS0)_4TX	-	-	-	-	-	-	-	-	-	-	-	-
5.725-5.85GHz	Pass	PK	5.6514G	68.17	69.24	-1.06	3.40	3	Horizontal	329	1.09	-
5.15-5.25GHz	Pass	AV	5.149G	53.71	54.00	-0.29	2.90	3	Horizontal	301	1.03	-
5.25-5.35GHz	Pass	AV	5.350005G	53.70	54.00	-0.30	3.11	3	Vertical	237	1.02	-

Result

Mode	Result	Type	Freq (Hz)	Level (dBuV/m)	Limit (dBuV/m)	Margin (dB)	Factor (dB)	Dist (m)	Condition	Azimuth (°)	Height (m)	Comments
802.11ac VHT20_Nss1,(MCS0)_4TX	-	-	-	-	-	-	-	-	-	-	-	-
5180MHz	Pass	AV	5.149995G	51.38	54.00	-2.62	2.90	3	Horizontal	299	1.03	-
5180MHz	Pass	AV	5.1872G	102.54	Inf	-Inf	2.94	3	Horizontal	299	1.03	-
5180MHz	Pass	AV	10.36G	44.69	54.00	-9.31	12.78	3	Horizontal	319	2.78	-
5180MHz	Pass	AV	15.54G	49.75	54.00	-4.25	14.65	3	Horizontal	181	3.67	-
5180MHz	Pass	PK	5.1494G	65.22	74.00	-8.78	2.90	3	Horizontal	299	1.03	-
5180MHz	Pass	PK	5.1856G	112.61	Inf	-Inf	2.94	3	Horizontal	299	1.03	-
5180MHz	Pass	PK	10.36G	57.53	74.00	-16.47	12.78	3	Horizontal	319	2.78	-
5180MHz	Pass	PK	15.54G	63.16	74.00	-10.84	14.65	3	Horizontal	181	3.67	-
5180MHz	Pass	AV	5.1498G	52.82	54.00	-1.18	2.90	3	Vertical	179	3.49	-
5180MHz	Pass	AV	5.1724G	105.21	Inf	-Inf	2.92	3	Vertical	179	3.49	-
5180MHz	Pass	AV	10.36G	44.89	54.00	-9.11	12.78	3	Vertical	332	2.66	-
5180MHz	Pass	AV	15.54G	50.03	54.00	-3.97	14.65	3	Vertical	336	1.01	-
5180MHz	Pass	PK	5.1486G	68.68	74.00	-5.32	2.90	3	Vertical	179	3.49	-
5180MHz	Pass	PK	5.1726G	115.08	Inf	-Inf	2.92	3	Vertical	179	3.49	-
5180MHz	Pass	PK	10.36G	56.72	74.00	-17.28	12.78	3	Vertical	332	2.66	-
5180MHz	Pass	PK	15.54G	62.78	74.00	-11.22	14.65	3	Vertical	336	1.01	-
5200MHz	Pass	AV	5.1488G	48.81	54.00	-5.19	2.90	3	Horizontal	299	1.04	-
5200MHz	Pass	AV	5.1932G	104.05	Inf	-Inf	2.94	3	Horizontal	299	1.04	-
5200MHz	Pass	AV	10.4G	44.69	54.00	-9.31	12.89	3	Horizontal	305	1.01	-
5200MHz	Pass	AV	15.6G	51.02	54.00	-2.98	14.43	3	Horizontal	314	2.20	-
5200MHz	Pass	PK	5.1496G	59.85	74.00	-14.15	2.90	3	Horizontal	299	1.04	-
5200MHz	Pass	PK	5.1984G	114.32	Inf	-Inf	2.95	3	Horizontal	299	1.04	-
5200MHz	Pass	PK	10.4G	55.97	74.00	-18.03	12.89	3	Horizontal	305	1.01	-
5200MHz	Pass	PK	15.6G	63.50	74.00	-10.50	14.43	3	Horizontal	314	2.20	-
5200MHz	Pass	AV	5.149995G	48.43	54.00	-5.57	2.90	3	Vertical	181	3.10	-
5200MHz	Pass	AV	5.1936G	106.82	Inf	-Inf	2.94	3	Vertical	181	3.10	-
5200MHz	Pass	AV	10.4G	48.90	54.00	-5.10	12.89	3	Vertical	237	3.69	-
5200MHz	Pass	AV	15.6G	50.62	54.00	-3.38	14.43	3	Vertical	189	3.05	-
5200MHz	Pass	PK	5.148G	62.31	74.00	-11.69	2.90	3	Vertical	181	3.10	-
5200MHz	Pass	PK	5.1956G	116.75	Inf	-Inf	2.95	3	Vertical	181	3.10	-
5200MHz	Pass	PK	10.4G	61.88	74.00	-12.12	12.89	3	Vertical	237	3.69	-
5200MHz	Pass	PK	15.6G	61.51	74.00	-12.49	14.43	3	Vertical	189	3.05	-
5240MHz	Pass	AV	5.1326G	47.32	54.00	-6.68	2.88	3	Horizontal	298	1.03	-
5240MHz	Pass	AV	5.2466G	102.90	Inf	-Inf	3.00	3	Horizontal	298	1.03	-
5240MHz	Pass	AV	5.3558G	46.58	54.00	-7.42	3.12	3	Horizontal	298	1.03	-
5240MHz	Pass	AV	10.48G	45.45	54.00	-8.55	13.10	3	Horizontal	49	1.01	-
5240MHz	Pass	AV	15.72G	50.62	54.00	-3.38	13.99	3	Horizontal	312	2.19	-
5240MHz	Pass	PK	5.1014G	58.39	74.00	-15.61	2.85	3	Horizontal	298	1.03	-
5240MHz	Pass	PK	5.2454G	112.84	Inf	-Inf	3.00	3	Horizontal	298	1.03	-
5240MHz	Pass	PK	5.3696G	58.03	74.00	-15.97	3.13	3	Horizontal	298	1.03	-
5240MHz	Pass	PK	10.48G	58.38	74.00	-15.62	13.10	3	Horizontal	49	1.01	-
5240MHz	Pass	PK	15.72G	63.43	74.00	-10.57	13.99	3	Horizontal	312	2.19	-
5240MHz	Pass	AV	5.1002G	47.38	54.00	-6.62	2.85	3	Vertical	180	3.07	-
5240MHz	Pass	AV	5.2388G	105.66	Inf	-Inf	2.99	3	Vertical	180	3.07	-
5240MHz	Pass	AV	5.3636G	46.46	54.00	-7.54	3.12	3	Vertical	180	3.07	-
5240MHz	Pass	AV	10.48G	47.82	54.00	-6.18	13.10	3	Vertical	341	2.39	-
5240MHz	Pass	AV	15.72G	52.75	54.00	-1.25	13.99	3	Vertical	186	3.07	-

Mode	Result	Type	Freq (Hz)	Level (dBuV/m)	Limit (dBuV/m)	Margin (dB)	Factor (dB)	Dist (m)	Condition	Azimuth (°)	Height (m)	Comments
5240MHz	Pass	PK	5.0978G	58.83	74.00	-15.17	2.85	3	Vertical	180	3.07	-
5240MHz	Pass	PK	5.2352G	115.24	Inf	-Inf	2.99	3	Vertical	180	3.07	-
5240MHz	Pass	PK	5.375G	57.45	74.00	-16.55	3.14	3	Vertical	180	3.07	-
5240MHz	Pass	PK	10.48G	61.77	74.00	-12.23	13.10	3	Vertical	341	2.39	-
5240MHz	Pass	PK	15.72G	65.24	74.00	-8.76	13.99	3	Vertical	186	3.07	-
5260MHz	Pass	AV	5.1316G	47.01	54.00	-6.99	2.88	3	Horizontal	303	2.20	-
5260MHz	Pass	AV	5.2672G	100.44	Inf	-Inf	3.02	3	Horizontal	303	2.20	-
5260MHz	Pass	AV	5.3722G	46.63	54.00	-7.37	3.13	3	Horizontal	303	2.20	-
5260MHz	Pass	AV	10.52G	46.04	54.00	-7.96	13.20	3	Horizontal	50	1.01	-
5260MHz	Pass	AV	15.78G	50.36	54.00	-3.64	13.76	3	Horizontal	27	3.30	-
5260MHz	Pass	PK	5.119G	58.53	74.00	-15.47	2.87	3	Horizontal	303	2.20	-
5260MHz	Pass	PK	5.2642G	109.98	Inf	-Inf	3.02	3	Horizontal	303	2.20	-
5260MHz	Pass	PK	5.3656G	58.31	74.00	-15.69	3.13	3	Horizontal	303	2.20	-
5260MHz	Pass	PK	10.52G	58.82	74.00	-15.18	13.20	3	Horizontal	50	1.01	-
5260MHz	Pass	PK	15.78G	63.43	74.00	-10.57	13.76	3	Horizontal	27	3.30	-
5260MHz	Pass	AV	5.1454G	47.27	54.00	-6.73	2.90	3	Vertical	180	2.88	-
5260MHz	Pass	AV	5.2666G	104.93	Inf	-Inf	3.02	3	Vertical	180	2.88	-
5260MHz	Pass	AV	5.4094G	46.44	54.00	-7.56	3.17	3	Vertical	180	2.88	-
5260MHz	Pass	AV	10.52G	48.26	54.00	-5.74	13.20	3	Vertical	338	2.44	-
5260MHz	Pass	AV	15.78G	50.41	54.00	-3.59	13.76	3	Vertical	162	1.50	-
5260MHz	Pass	PK	5.1352G	58.02	74.00	-15.98	2.89	3	Vertical	180	2.88	-
5260MHz	Pass	PK	5.2612G	115.00	Inf	-Inf	3.02	3	Vertical	180	2.88	-
5260MHz	Pass	PK	5.3758G	58.13	74.00	-15.87	3.14	3	Vertical	180	2.88	-
5260MHz	Pass	PK	10.52G	61.26	74.00	-12.74	13.20	3	Vertical	338	2.44	-
5260MHz	Pass	PK	15.78G	62.40	74.00	-11.60	13.76	3	Vertical	162	1.50	-
5300MHz	Pass	AV	5.3072G	101.98	Inf	-Inf	3.07	3	Horizontal	299	2.59	-
5300MHz	Pass	AV	5.3504G	47.98	54.00	-6.02	3.11	3	Horizontal	299	2.59	-
5300MHz	Pass	PK	5.3052G	111.71	Inf	-Inf	3.07	3	Horizontal	299	2.59	-
5300MHz	Pass	PK	5.350005G	59.80	74.00	-14.20	3.11	3	Horizontal	299	2.59	-
5300MHz	Pass	AV	5.2936G	104.00	Inf	-Inf	3.05	3	Vertical	162	2.15	-
5300MHz	Pass	AV	5.3504G	47.36	54.00	-6.64	3.11	3	Vertical	162	2.15	-
5300MHz	Pass	PK	5.2972G	114.05	Inf	-Inf	3.06	3	Vertical	162	2.15	-
5300MHz	Pass	PK	5.3504G	60.01	74.00	-13.99	3.11	3	Vertical	162	2.15	-
5300MHz	Pass	AV	10.6G	45.46	54.00	-8.54	13.41	3	Horizontal	47	1.08	-
5300MHz	Pass	AV	15.9G	51.41	54.00	-2.59	13.32	3	Horizontal	29	2.12	-
5300MHz	Pass	PK	10.6G	59.31	74.00	-14.69	13.41	3	Horizontal	47	1.08	-
5300MHz	Pass	PK	15.9G	63.74	74.00	-10.26	13.32	3	Horizontal	29	2.12	-
5300MHz	Pass	AV	10.6G	48.39	54.00	-5.61	13.41	3	Vertical	267	1.86	-
5300MHz	Pass	AV	15.9G	51.78	54.00	-2.22	13.32	3	Vertical	13	1.02	-
5300MHz	Pass	PK	10.6G	63.10	74.00	-10.90	13.41	3	Vertical	267	1.86	-
5300MHz	Pass	PK	15.9G	63.97	74.00	-10.03	13.32	3	Vertical	13	1.02	-
5320MHz	Pass	AV	5.3272G	101.18	Inf	-Inf	3.09	3	Horizontal	267	1.02	-
5320MHz	Pass	AV	5.3502G	52.49	54.00	-1.51	3.11	3	Horizontal	267	1.02	-
5320MHz	Pass	AV	10.64G	44.90	54.00	-9.10	13.52	3	Horizontal	18	2.84	-
5320MHz	Pass	AV	15.96G	48.69	54.00	-5.31	13.10	3	Horizontal	29	1.99	-
5320MHz	Pass	PK	5.3272G	110.82	Inf	-Inf	3.09	3	Horizontal	267	1.02	-
5320MHz	Pass	PK	5.351G	69.21	74.00	-4.79	3.11	3	Horizontal	267	1.02	-
5320MHz	Pass	PK	10.64G	57.09	74.00	-16.91	13.52	3	Horizontal	18	2.84	-
5320MHz	Pass	PK	15.96G	60.64	74.00	-13.36	13.10	3	Horizontal	29	1.99	-

Mode	Result	Type	Freq (Hz)	Level (dBuV/m)	Limit (dBuV/m)	Margin (dB)	Factor (dB)	Dist (m)	Condition	Azimuth (°)	Height (m)	Comments
5320MHz	Pass	AV	5.3138G	104.17	Inf	-Inf	3.07	3	Vertical	160	3.45	-
5320MHz	Pass	AV	5.3502G	53.12	54.00	-0.88	3.11	3	Vertical	160	3.45	-
5320MHz	Pass	AV	10.64G	47.02	54.00	-6.98	13.52	3	Vertical	267	1.81	-
5320MHz	Pass	AV	15.96G	50.62	54.00	-3.38	13.10	3	Vertical	12	1.02	-
5320MHz	Pass	PK	5.3162G	113.78	Inf	-Inf	3.08	3	Vertical	160	3.45	-
5320MHz	Pass	PK	5.3502G	70.22	74.00	-3.78	3.11	3	Vertical	160	3.45	-
5320MHz	Pass	PK	10.64G	61.24	74.00	-12.76	13.52	3	Vertical	267	1.81	-
5320MHz	Pass	PK	15.96G	63.21	74.00	-10.79	13.10	3	Vertical	12	1.02	-
5500MHz	Pass	AV	5.4598G	48.64	54.00	-5.36	3.23	3	Horizontal	300	1.20	-
5500MHz	Pass	AV	5.501G	100.67	Inf	-Inf	3.27	3	Horizontal	300	1.20	-
5500MHz	Pass	AV	11G	45.49	54.00	-8.51	14.46	3	Horizontal	13	1.15	-
5500MHz	Pass	AV	16.5G	48.23	54.00	-5.77	14.62	3	Horizontal	35	2.48	-
5500MHz	Pass	PK	5.4552G	60.88	74.00	-13.12	3.22	3	Horizontal	300	1.20	-
5500MHz	Pass	PK	5.468G	64.14	68.20	-4.06	3.23	3	Horizontal	300	1.20	-
5500MHz	Pass	PK	5.5016G	110.40	Inf	-Inf	3.27	3	Horizontal	300	1.20	-
5500MHz	Pass	PK	11G	57.11	74.00	-16.89	14.46	3	Horizontal	13	1.15	-
5500MHz	Pass	PK	16.5G	61.24	74.00	-12.76	14.62	3	Horizontal	35	2.48	-
5500MHz	Pass	AV	5.4598G	51.48	54.00	-2.52	3.23	3	Vertical	337	1.39	-
5500MHz	Pass	AV	5.506G	104.28	Inf	-Inf	3.27	3	Vertical	337	1.39	-
5500MHz	Pass	AV	11G	46.29	54.00	-7.71	14.46	3	Vertical	301	2.13	-
5500MHz	Pass	AV	16.5G	49.59	54.00	-4.41	14.62	3	Vertical	194	3.09	-
5500MHz	Pass	PK	5.4598G	65.00	74.00	-9.00	3.23	3	Vertical	337	1.39	-
5500MHz	Pass	PK	5.4684G	68.05	68.20	-0.15	3.24	3	Vertical	337	1.39	-
5500MHz	Pass	PK	5.505G	114.02	Inf	-Inf	3.27	3	Vertical	337	1.39	-
5500MHz	Pass	PK	11G	58.30	74.00	-15.70	14.46	3	Vertical	301	2.13	-
5500MHz	Pass	PK	16.5G	62.13	74.00	-11.87	14.62	3	Vertical	194	3.09	-
5580MHz	Pass	AV	5.46G	47.49	54.00	-6.51	3.23	3	Horizontal	301	1.08	-
5580MHz	Pass	AV	5.5872G	104.28	Inf	-Inf	3.34	3	Horizontal	301	1.08	-
5580MHz	Pass	AV	11.16G	45.33	54.00	-8.67	14.19	3	Horizontal	31	1.01	-
5580MHz	Pass	AV	16.74G	51.80	54.00	-2.20	15.42	3	Horizontal	51	2.11	-
5580MHz	Pass	PK	5.4492G	58.13	74.00	-15.87	3.21	3	Horizontal	301	1.08	-
5580MHz	Pass	PK	5.469G	57.96	68.20	-10.24	3.24	3	Horizontal	301	1.08	-
5580MHz	Pass	PK	5.5842G	113.21	Inf	-Inf	3.34	3	Horizontal	301	1.08	-
5580MHz	Pass	PK	5.727G	57.63	68.20	-10.57	3.46	3	Horizontal	301	1.08	-
5580MHz	Pass	PK	11.16G	57.12	74.00	-16.88	14.19	3	Horizontal	31	1.01	-
5580MHz	Pass	PK	16.74G	64.58	74.00	-9.42	15.42	3	Horizontal	51	2.11	-
5580MHz	Pass	AV	5.454G	46.89	54.00	-7.11	3.22	3	Vertical	167	2.64	-
5580MHz	Pass	AV	5.574G	105.79	Inf	-Inf	3.33	3	Vertical	167	2.64	-
5580MHz	Pass	AV	11.16G	47.36	54.00	-6.64	14.19	3	Vertical	252	2.81	-
5580MHz	Pass	AV	16.74G	49.75	54.00	-4.25	15.42	3	Vertical	190	2.00	-
5580MHz	Pass	PK	5.4552G	57.89	74.00	-16.11	3.22	3	Vertical	167	2.64	-
5580MHz	Pass	PK	5.4666G	57.50	68.20	-10.70	3.23	3	Vertical	167	2.64	-
5580MHz	Pass	PK	5.577G	115.32	Inf	-Inf	3.33	3	Vertical	167	2.64	-
5580MHz	Pass	PK	5.7258G	58.08	68.20	-10.12	3.46	3	Vertical	167	2.64	-
5580MHz	Pass	PK	11.16G	60.41	74.00	-13.59	14.19	3	Vertical	252	2.81	-
5580MHz	Pass	PK	16.74G	61.71	74.00	-12.29	15.42	3	Vertical	190	2.00	-
5700MHz	Pass	AV	5.6928G	100.54	Inf	-Inf	3.43	3	Horizontal	280	1.05	-
5700MHz	Pass	AV	11.4G	44.30	54.00	-9.70	13.78	3	Horizontal	169	1.50	-
5700MHz	Pass	AV	17.1G	48.57	54.00	-5.43	17.04	3	Horizontal	0	1.50	-

Mode	Result	Type	Freq (Hz)	Level (dBuV/m)	Limit (dBuV/m)	Margin (dB)	Factor (dB)	Dist (m)	Condition	Azimuth (°)	Height (m)	Comments
5700MHz	Pass	PK	5.692G	110.43	Inf	-Inf	3.43	3	Horizontal	280	1.05	-
5700MHz	Pass	PK	5.7264G	65.59	68.20	-2.61	3.46	3	Horizontal	280	1.05	-
5700MHz	Pass	PK	11.4G	56.27	74.00	-17.73	13.78	3	Horizontal	169	1.50	-
5700MHz	Pass	PK	17.1G	60.49	74.00	-13.51	17.04	3	Horizontal	0	1.50	-
5700MHz	Pass	AV	5.7G	101.48	Inf	-Inf	3.44	3	Vertical	321	1.50	-
5700MHz	Pass	AV	11.4G	45.22	54.00	-8.78	13.78	3	Vertical	268	2.41	-
5700MHz	Pass	AV	17.1G	48.72	54.00	-5.28	17.04	3	Vertical	360	1.50	-
5700MHz	Pass	PK	5.6936G	110.63	Inf	-Inf	3.43	3	Vertical	321	1.50	-
5700MHz	Pass	PK	5.7256G	67.44	68.20	-0.76	3.46	3	Vertical	321	1.50	-
5700MHz	Pass	PK	11.4G	57.27	74.00	-16.73	13.78	3	Vertical	268	2.41	-
5700MHz	Pass	PK	17.1G	60.48	74.00	-13.52	17.04	3	Vertical	360	1.50	-
5720MHz Straddle 5.47-5.725GHz	Pass	AV	5.459995G	46.86	54.00	-7.14	3.23	3	Horizontal	72	1.01	-
5720MHz Straddle 5.47-5.725GHz	Pass	AV	5.7128G	103.05	Inf	-Inf	3.45	3	Horizontal	72	1.01	-
5720MHz Straddle 5.47-5.725GHz	Pass	AV	11.44G	44.65	54.00	-9.35	13.71	3	Horizontal	360	1.50	-
5720MHz Straddle 5.47-5.725GHz	Pass	PK	5.4272G	57.13	74.00	-16.87	3.19	3	Horizontal	72	1.01	-
5720MHz Straddle 5.47-5.725GHz	Pass	PK	5.4692G	56.41	68.20	-11.79	3.24	3	Horizontal	72	1.01	-
5720MHz Straddle 5.47-5.725GHz	Pass	PK	5.7128G	111.51	Inf	-Inf	3.45	3	Horizontal	72	1.01	-
5720MHz Straddle 5.47-5.725GHz	Pass	PK	5.9012G	57.66	68.20	-10.54	3.60	3	Horizontal	72	1.01	-
5720MHz Straddle 5.47-5.725GHz	Pass	PK	11.44G	56.41	74.00	-17.59	13.71	3	Horizontal	360	1.50	-
5720MHz Straddle 5.47-5.725GHz	Pass	AV	5.4524G	46.96	54.00	-7.04	3.22	3	Vertical	347	1.24	-
5720MHz Straddle 5.47-5.725GHz	Pass	AV	5.7128G	106.35	Inf	-Inf	3.45	3	Vertical	347	1.24	-
5720MHz Straddle 5.47-5.725GHz	Pass	AV	11.44G	46.16	54.00	-7.84	13.71	3	Vertical	236	1.86	-
5720MHz Straddle 5.47-5.725GHz	Pass	AV	17.16G	51.42	54.00	-2.58	17.49	3	Vertical	3	1.87	-
5720MHz Straddle 5.47-5.725GHz	Pass	PK	5.4428G	58.08	74.00	-15.92	3.21	3	Vertical	347	1.24	-
5720MHz Straddle 5.47-5.725GHz	Pass	PK	5.4692G	57.32	68.20	-10.88	3.24	3	Vertical	347	1.24	-
5720MHz Straddle 5.47-5.725GHz	Pass	PK	5.7152G	115.76	Inf	-Inf	3.45	3	Vertical	347	1.24	-
5720MHz Straddle 5.47-5.725GHz	Pass	PK	5.882G	57.93	68.20	-10.27	3.58	3	Vertical	347	1.24	-
5720MHz Straddle 5.47-5.725GHz	Pass	PK	11.44G	58.64	74.00	-15.36	13.71	3	Vertical	236	1.86	-
5720MHz Straddle 5.47-5.725GHz	Pass	PK	17.16G	63.70	74.00	-10.30	17.49	3	Vertical	3	1.87	-
5745MHz	Pass	AV	5.7426G	102.77	Inf	-Inf	3.47	3	Horizontal	78	1.03	-
5745MHz	Pass	AV	11.49G	44.49	54.00	-9.51	13.63	3	Horizontal	0	1.50	-
5745MHz	Pass	PK	5.637G	59.20	68.20	-9.00	3.38	3	Horizontal	78	1.03	-
5745MHz	Pass	PK	5.7438G	112.27	Inf	-Inf	3.47	3	Horizontal	78	1.03	-
5745MHz	Pass	PK	5.9322G	57.62	68.20	-10.58	3.63	3	Horizontal	78	1.03	-
5745MHz	Pass	PK	11.49G	55.85	74.00	-18.15	13.63	3	Horizontal	0	1.50	-
5745MHz	Pass	AV	5.7426G	105.61	Inf	-Inf	3.47	3	Vertical	345	1.18	-
5745MHz	Pass	AV	11.49G	44.84	54.00	-9.16	13.63	3	Vertical	360	1.50	-
5745MHz	Pass	PK	5.577G	59.25	68.20	-8.95	3.33	3	Vertical	345	1.18	-
5745MHz	Pass	PK	5.7414G	114.83	Inf	-Inf	3.47	3	Vertical	345	1.18	-
5745MHz	Pass	PK	5.925G	58.51	68.20	-9.69	3.62	3	Vertical	345	1.18	-
5745MHz	Pass	PK	11.49G	56.34	74.00	-17.66	13.63	3	Vertical	360	1.50	-
5785MHz	Pass	AV	5.785G	100.11	Inf	-Inf	3.50	3	Horizontal	84	1.01	-
5785MHz	Pass	AV	11.57G	44.30	54.00	-9.70	13.49	3	Horizontal	360	1.50	-
5785MHz	Pass	PK	5.6146G	56.82	68.20	-11.38	3.36	3	Horizontal	84	1.01	-
5785MHz	Pass	PK	5.7826G	108.20	Inf	-Inf	3.50	3	Horizontal	84	1.01	-
5785MHz	Pass	PK	5.9314G	56.27	68.20	-11.93	3.63	3	Horizontal	84	1.01	-
5785MHz	Pass	PK	11.57G	56.23	74.00	-17.77	13.49	3	Horizontal	360	1.50	-
5785MHz	Pass	AV	5.7886G	101.98	Inf	-Inf	3.50	3	Vertical	328	1.50	-
5785MHz	Pass	AV	11.57G	44.46	54.00	-9.54	13.49	3	Vertical	0	1.50	-

Mode	Result	Type	Freq (Hz)	Level (dBuV/m)	Limit (dBuV/m)	Margin (dB)	Factor (dB)	Dist (m)	Condition	Azimuth (°)	Height (m)	Comments
5785MHz	Pass	PK	5.605G	57.87	68.20	-10.33	3.35	3	Vertical	328	1.50	-
5785MHz	Pass	PK	5.7838G	110.88	Inf	-Inf	3.50	3	Vertical	328	1.50	-
5785MHz	Pass	PK	5.9434G	57.56	68.20	-10.64	3.63	3	Vertical	328	1.50	-
5785MHz	Pass	PK	11.57G	56.18	74.00	-17.82	13.49	3	Vertical	0	1.50	-
5825MHz	Pass	AV	5.8226G	102.35	Inf	-Inf	3.53	3	Horizontal	66	1.00	-
5825MHz	Pass	AV	11.65G	44.10	54.00	-9.90	13.35	3	Horizontal	0	1.50	-
5825MHz	Pass	PK	5.5982G	58.71	68.20	-9.49	3.35	3	Horizontal	66	1.00	-
5825MHz	Pass	PK	5.8214G	111.96	Inf	-Inf	3.53	3	Horizontal	66	1.00	-
5825MHz	Pass	PK	5.9258G	57.95	68.20	-10.25	3.62	3	Horizontal	66	1.00	-
5825MHz	Pass	PK	11.65G	55.61	74.00	-18.39	13.35	3	Horizontal	0	1.50	-
5825MHz	Pass	AV	5.8322G	103.21	Inf	-Inf	3.54	3	Vertical	328	1.46	-
5825MHz	Pass	AV	11.65G	44.49	54.00	-9.51	13.35	3	Vertical	360	1.50	-
5825MHz	Pass	PK	5.5334G	58.29	68.20	-9.91	3.30	3	Vertical	328	1.46	-
5825MHz	Pass	PK	5.8178G	112.14	Inf	-Inf	3.53	3	Vertical	328	1.46	-
5825MHz	Pass	PK	5.9402G	58.38	68.20	-9.82	3.63	3	Vertical	328	1.46	-
5825MHz	Pass	PK	11.65G	56.00	74.00	-18.00	13.35	3	Vertical	360	1.50	-
802.11ac VHT40_Nss1,(MCS0)_4TX	-	-	-	-	-	-	-	-	-	-	-	-
5190MHz	Pass	AV	5.149995G	51.49	54.00	-2.51	2.90	3	Horizontal	285	1.05	-
5190MHz	Pass	AV	5.186G	98.09	Inf	-Inf	2.94	3	Horizontal	285	1.05	-
5190MHz	Pass	AV	15.57G	47.57	54.00	-6.43	17.60	3	Horizontal	301	1.06	-
5190MHz	Pass	PK	5.1468G	68.46	74.00	-5.54	2.90	3	Horizontal	285	1.05	-
5190MHz	Pass	PK	5.1724G	106.79	Inf	-Inf	2.92	3	Horizontal	285	1.05	-
5190MHz	Pass	PK	15.57G	61.12	74.00	-12.88	17.60	3	Horizontal	301	1.06	-
5190MHz	Pass	AV	5.149995G	53.42	54.00	-0.58	2.90	3	Vertical	166	3.49	-
5190MHz	Pass	AV	5.1848G	102.01	Inf	-Inf	2.93	3	Vertical	166	3.49	-
5190MHz	Pass	AV	15.57G	47.49	54.00	-6.51	17.60	3	Vertical	169	1.38	-
5190MHz	Pass	PK	5.148G	70.74	74.00	-3.26	2.90	3	Vertical	166	3.49	-
5190MHz	Pass	PK	5.1736G	110.24	Inf	-Inf	2.92	3	Vertical	166	3.49	-
5190MHz	Pass	PK	15.57G	59.69	74.00	-14.31	17.60	3	Vertical	169	1.38	-
5230MHz	Pass	AV	5.148G	45.44	54.00	-8.56	7.25	3	Horizontal	255	1.50	-
5230MHz	Pass	AV	5.238G	92.18	Inf	-Inf	7.44	3	Horizontal	255	1.50	-
5230MHz	Pass	PK	5.13G	58.45	74.00	-15.55	7.21	3	Horizontal	255	1.50	-
5230MHz	Pass	PK	5.2392G	103.97	Inf	-Inf	7.45	3	Horizontal	255	1.50	-
5230MHz	Pass	AV	5.1472G	46.17	54.00	-7.83	7.24	3	Vertical	167	1.50	-
5230MHz	Pass	AV	5.214G	96.13	Inf	-Inf	7.39	3	Vertical	167	1.50	-
5230MHz	Pass	PK	5.136G	57.89	74.00	-16.11	7.22	3	Vertical	167	1.50	-
5230MHz	Pass	PK	5.2196G	108.29	Inf	-Inf	7.40	3	Vertical	167	1.50	-
5230MHz	Pass	AV	15.69G	46.34	54.00	-7.66	17.19	3	Horizontal	322	1.02	-
5230MHz	Pass	PK	15.69G	58.34	74.00	-15.66	17.19	3	Horizontal	322	1.02	-
5230MHz	Pass	AV	15.69G	46.82	54.00	-7.18	17.19	3	Vertical	168	1.50	-
5230MHz	Pass	PK	15.69G	57.03	74.00	-16.97	17.19	3	Vertical	168	1.50	-
5270MHz	Pass	AV	5.2848G	94.47	Inf	-Inf	7.55	3	Horizontal	274	1.50	-
5270MHz	Pass	AV	5.358G	49.56	54.00	-4.44	7.71	3	Horizontal	274	1.50	-
5270MHz	Pass	AV	15.81G	46.67	54.00	-7.33	16.79	3	Horizontal	45	2.08	-
5270MHz	Pass	PK	5.2856G	106.87	Inf	-Inf	7.55	3	Horizontal	274	1.50	-
5270MHz	Pass	PK	5.362G	62.29	74.00	-11.71	7.72	3	Horizontal	274	1.50	-
5270MHz	Pass	PK	15.81G	58.30	74.00	-15.70	16.79	3	Horizontal	45	2.08	-
5270MHz	Pass	AV	5.2784G	96.23	Inf	-Inf	7.53	3	Vertical	168	1.49	-
5270MHz	Pass	AV	5.368G	46.98	54.00	-7.02	7.73	3	Vertical	168	1.49	-

Mode	Result	Type	Freq (Hz)	Level (dBuV/m)	Limit (dBuV/m)	Margin (dB)	Factor (dB)	Dist (m)	Condition	Azimuth (°)	Height (m)	Comments
5270MHz	Pass	AV	15.81G	46.51	54.00	-7.49	16.79	3	Vertical	210	1.36	-
5270MHz	Pass	PK	5.2816G	108.77	Inf	-Inf	7.54	3	Vertical	168	1.49	-
5270MHz	Pass	PK	5.3532G	59.21	74.00	-14.79	7.70	3	Vertical	168	1.49	-
5270MHz	Pass	PK	15.81G	58.19	74.00	-15.81	16.79	3	Vertical	210	1.36	-
5310MHz	Pass	AV	5.2972G	92.27	Inf	-Inf	7.57	3	Horizontal	268	1.02	-
5310MHz	Pass	AV	5.3504G	49.16	54.00	-4.84	7.69	3	Horizontal	268	1.02	-
5310MHz	Pass	AV	15.93G	47.05	54.00	-6.95	16.38	3	Horizontal	64	1.09	-
5310MHz	Pass	PK	5.326G	103.40	Inf	-Inf	7.64	3	Horizontal	268	1.02	-
5310MHz	Pass	PK	5.3512G	72.12	74.00	-1.88	7.69	3	Horizontal	268	1.02	-
5310MHz	Pass	PK	15.93G	59.32	74.00	-14.68	16.38	3	Horizontal	64	1.09	-
5310MHz	Pass	AV	5.3076G	94.98	Inf	-Inf	7.60	3	Vertical	169	1.50	-
5310MHz	Pass	AV	5.350005G	50.30	54.00	-3.70	7.69	3	Vertical	169	1.50	-
5310MHz	Pass	AV	15.93G	47.14	54.00	-6.86	16.38	3	Vertical	207	3.63	-
5310MHz	Pass	PK	5.3068G	106.51	Inf	-Inf	7.59	3	Vertical	169	1.50	-
5310MHz	Pass	PK	5.3524G	72.11	74.00	-1.89	7.70	3	Vertical	169	1.50	-
5310MHz	Pass	PK	15.93G	58.79	74.00	-15.21	16.38	3	Vertical	207	3.63	-
5510MHz	Pass	AV	5.4564G	46.31	54.00	-7.69	7.92	3	Horizontal	79	1.02	-
5510MHz	Pass	AV	5.5188G	91.87	Inf	-Inf	8.05	3	Horizontal	79	1.02	-
5510MHz	Pass	PK	5.4592G	58.74	74.00	-15.26	7.93	3	Horizontal	79	1.02	-
5510MHz	Pass	PK	5.4676G	60.00	68.20	-8.20	7.95	3	Horizontal	79	1.02	-
5510MHz	Pass	PK	5.5168G	103.59	Inf	-Inf	8.05	3	Horizontal	79	1.02	-
5510MHz	Pass	AV	5.4576G	46.89	54.00	-7.11	7.93	3	Vertical	182	1.03	-
5510MHz	Pass	AV	5.5224G	93.96	Inf	-Inf	8.06	3	Vertical	182	1.03	-
5510MHz	Pass	PK	5.4596G	59.25	74.00	-14.75	7.93	3	Vertical	182	1.03	-
5510MHz	Pass	PK	5.4688G	60.80	68.20	-7.40	7.95	3	Vertical	182	1.03	-
5510MHz	Pass	PK	5.5196G	105.75	Inf	-Inf	8.05	3	Vertical	182	1.03	-
5510MHz	Pass	AV	16.53G	47.54	54.00	-6.46	18.21	3	Horizontal	204	1.50	-
5510MHz	Pass	PK	16.53G	58.90	74.00	-15.10	18.21	3	Horizontal	204	1.50	-
5510MHz	Pass	AV	16.53G	47.59	54.00	-6.41	18.21	3	Vertical	277	1.50	-
5510MHz	Pass	PK	16.53G	60.49	74.00	-13.51	18.21	3	Vertical	277	1.50	-
5550MHz	Pass	AV	5.4592G	49.85	54.00	-4.15	7.93	3	Horizontal	80	1.03	-
5550MHz	Pass	AV	5.5336G	95.67	Inf	-Inf	8.07	3	Horizontal	80	1.03	-
5550MHz	Pass	PK	5.4556G	62.43	74.00	-11.57	7.92	3	Horizontal	80	1.03	-
5550MHz	Pass	PK	5.4628G	63.21	68.20	-4.99	7.94	3	Horizontal	80	1.03	-
5550MHz	Pass	PK	5.5392G	107.56	Inf	-Inf	8.08	3	Horizontal	80	1.03	-
5550MHz	Pass	AV	5.46G	48.58	54.00	-5.42	7.93	3	Vertical	180	1.50	-
5550MHz	Pass	AV	5.546G	97.68	Inf	-Inf	8.09	3	Vertical	180	1.50	-
5550MHz	Pass	PK	5.4576G	60.43	74.00	-13.57	7.93	3	Vertical	180	1.50	-
5550MHz	Pass	PK	5.4608G	61.44	68.20	-6.76	7.93	3	Vertical	180	1.50	-
5550MHz	Pass	PK	5.5544G	107.77	Inf	-Inf	8.11	3	Vertical	180	1.50	-
5550MHz	Pass	AV	16.65G	46.79	54.00	-7.21	18.68	3	Horizontal	335	1.50	-
5550MHz	Pass	PK	16.65G	60.31	74.00	-13.69	18.68	3	Horizontal	335	1.50	-
5550MHz	Pass	AV	16.65G	47.80	54.00	-6.20	18.68	3	Vertical	178	1.27	-
5550MHz	Pass	PK	16.65G	58.96	74.00	-15.04	18.68	3	Vertical	178	1.27	-
5670MHz	Pass	AV	5.6644G	94.94	Inf	-Inf	8.28	3	Horizontal	78	1.03	-
5670MHz	Pass	AV	17.01G	49.80	54.00	-4.20	20.12	3	Horizontal	277	2.12	-
5670MHz	Pass	PK	5.6572G	105.31	Inf	-Inf	8.27	3	Horizontal	78	1.03	-
5670MHz	Pass	PK	5.7284G	67.51	68.20	-0.69	8.39	3	Horizontal	78	1.03	-
5670MHz	Pass	PK	17.01G	63.14	74.00	-10.86	20.12	3	Horizontal	277	2.12	-

Mode	Result	Type	Freq (Hz)	Level (dBuV/m)	Limit (dBuV/m)	Margin (dB)	Factor (dB)	Dist (m)	Condition	Azimuth (°)	Height (m)	Comments
5670MHz	Pass	AV	5.658G	97.08	Inf	-Inf	8.27	3	Vertical	180	1.50	-
5670MHz	Pass	AV	17.01G	50.31	54.00	-3.69	20.12	3	Vertical	0	1.49	-
5670MHz	Pass	PK	5.6724G	107.53	Inf	-Inf	8.30	3	Vertical	180	1.50	-
5670MHz	Pass	PK	5.73G	66.50	68.20	-1.70	8.39	3	Vertical	180	1.50	-
5670MHz	Pass	PK	17.01G	63.88	74.00	-10.12	20.12	3	Vertical	0	1.49	-
5710MHz Straddle 5.47-5.725GHz	Pass	AV	5.7012G	95.02	Inf	-Inf	8.34	3	Horizontal	292	1.11	-
5710MHz Straddle 5.47-5.725GHz	Pass	AV	17.13G	50.35	54.00	-3.65	21.02	3	Horizontal	191	2.51	-
5710MHz Straddle 5.47-5.725GHz	Pass	PK	5.7236G	106.49	Inf	-Inf	8.38	3	Horizontal	292	1.11	-
5710MHz Straddle 5.47-5.725GHz	Pass	PK	5.8508G	59.92	68.20	-8.28	8.59	3	Horizontal	292	1.11	-
5710MHz Straddle 5.47-5.725GHz	Pass	PK	17.13G	64.33	74.00	-9.67	21.02	3	Horizontal	191	2.51	-
5710MHz Straddle 5.47-5.725GHz	Pass	AV	5.7044G	98.46	Inf	-Inf	8.35	3	Vertical	180	1.49	-
5710MHz Straddle 5.47-5.725GHz	Pass	AV	17.13G	51.16	54.00	-2.84	21.02	3	Vertical	325	2.34	-
5710MHz Straddle 5.47-5.725GHz	Pass	PK	5.706G	108.17	Inf	-Inf	8.35	3	Vertical	180	1.49	-
5710MHz Straddle 5.47-5.725GHz	Pass	PK	5.862G	59.47	68.20	-8.73	8.61	3	Vertical	180	1.49	-
5710MHz Straddle 5.47-5.725GHz	Pass	PK	17.13G	64.97	74.00	-9.03	21.02	3	Vertical	325	2.34	-
5755MHz	Pass	AV	5.755G	96.16	Inf	-Inf	8.43	3	Horizontal	89	1.05	-
5755MHz	Pass	PK	5.6146G	61.24	68.20	-6.96	8.20	3	Horizontal	89	1.05	-
5755MHz	Pass	PK	5.7586G	107.08	Inf	-Inf	8.44	3	Horizontal	89	1.05	-
5755MHz	Pass	PK	5.971G	58.63	68.20	-9.57	8.78	3	Horizontal	89	1.05	-
5755MHz	Pass	AV	5.7694G	96.16	Inf	-Inf	8.46	3	Vertical	180	1.49	-
5755MHz	Pass	PK	5.647G	60.25	68.20	-7.95	8.26	3	Vertical	180	1.49	-
5755MHz	Pass	PK	5.7658G	107.55	Inf	-Inf	8.45	3	Vertical	180	1.49	-
5755MHz	Pass	PK	5.9554G	59.37	68.20	-8.83	8.76	3	Vertical	180	1.49	-
5755MHz	Pass	AV	17.265G	51.08	54.00	-2.92	22.04	3	Horizontal	48	3.69	-
5755MHz	Pass	PK	17.265G	64.38	74.00	-9.62	22.04	3	Horizontal	48	3.69	-
5755MHz	Pass	AV	17.265G	52.14	54.00	-1.86	22.04	3	Vertical	242	3.00	-
5755MHz	Pass	PK	17.265G	65.92	74.00	-8.08	22.04	3	Vertical	242	3.00	-
5795MHz	Pass	AV	5.783G	93.47	Inf	-Inf	8.48	3	Horizontal	85	1.50	-
5795MHz	Pass	PK	5.549G	59.75	68.20	-8.45	8.10	3	Horizontal	85	1.50	-
5795MHz	Pass	PK	5.7842G	103.04	Inf	-Inf	8.48	3	Horizontal	85	1.50	-
5795MHz	Pass	PK	5.9318G	59.41	68.20	-8.79	8.72	3	Horizontal	85	1.50	-
5795MHz	Pass	AV	5.7866G	97.80	Inf	-Inf	8.49	3	Vertical	179	1.49	-
5795MHz	Pass	PK	5.6462G	59.72	68.20	-8.48	8.25	3	Vertical	179	1.49	-
5795MHz	Pass	PK	5.7902G	108.42	Inf	-Inf	8.49	3	Vertical	179	1.49	-
5795MHz	Pass	PK	5.9774G	59.31	68.20	-8.89	8.79	3	Vertical	179	1.49	-
5795MHz	Pass	AV	17.385G	51.32	54.00	-2.68	22.95	3	Horizontal	5	3.00	-
5795MHz	Pass	PK	17.385G	64.55	74.00	-9.45	22.95	3	Horizontal	5	3.00	-
5795MHz	Pass	AV	17.385G	52.16	54.00	-1.84	22.95	3	Vertical	240	2.74	-
5795MHz	Pass	PK	17.385G	66.30	74.00	-7.70	22.95	3	Vertical	240	2.74	-
802.11ac VHT80_Nss1,(MCS0)_4TX	-	-	-	-	-	-	-	-	-	-	-	-
5210MHz	Pass	AV	5.149G	53.71	54.00	-0.29	2.90	3	Horizontal	301	1.03	-
5210MHz	Pass	AV	5.224G	95.83	Inf	-Inf	2.98	3	Horizontal	301	1.03	-
5210MHz	Pass	AV	5.356G	46.91	54.00	-7.09	3.12	3	Horizontal	301	1.03	-
5210MHz	Pass	AV	15.63G	48.66	54.00	-5.34	14.32	3	Horizontal	216	1.50	-
5210MHz	Pass	PK	5.148G	72.02	74.00	-1.98	2.90	3	Horizontal	301	1.03	-
5210MHz	Pass	PK	5.245G	104.77	Inf	-Inf	3.00	3	Horizontal	301	1.03	-
5210MHz	Pass	PK	5.419G	57.91	74.00	-16.09	3.18	3	Horizontal	301	1.03	-
5210MHz	Pass	PK	15.63G	57.74	74.00	-16.26	14.32	3	Horizontal	216	1.50	-
5210MHz	Pass	AV	5.145G	53.66	54.00	-0.34	2.89	3	Vertical	164	1.50	-

Mode	Result	Type	Freq (Hz)	Level (dBuV/m)	Limit (dBuV/m)	Margin (dB)	Factor (dB)	Dist (m)	Condition	Azimuth (°)	Height (m)	Comments
5210MHz	Pass	AV	5.244G	96.90	Inf	-Inf	3.00	3	Vertical	164	1.50	-
5210MHz	Pass	AV	5.350005G	46.99	54.00	-7.01	3.11	3	Vertical	164	1.50	-
5210MHz	Pass	AV	15.63G	49.27	54.00	-4.73	14.32	3	Vertical	69	1.50	-
5210MHz	Pass	PK	5.144G	70.35	74.00	-3.65	2.89	3	Vertical	164	1.50	-
5210MHz	Pass	PK	5.226G	107.88	Inf	-Inf	2.98	3	Vertical	164	1.50	-
5210MHz	Pass	PK	5.369G	57.71	74.00	-16.29	3.13	3	Vertical	164	1.50	-
5210MHz	Pass	PK	15.63G	58.02	74.00	-15.98	14.32	3	Vertical	69	1.50	-
5290MHz	Pass	AV	5.149995G	47.31	54.00	-6.69	2.90	3	Horizontal	300	1.01	-
5290MHz	Pass	AV	5.29G	93.27	Inf	-Inf	3.05	3	Horizontal	300	1.01	-
5290MHz	Pass	AV	5.350005G	51.77	54.00	-2.23	3.11	3	Horizontal	300	1.01	-
5290MHz	Pass	AV	15.87G	48.02	54.00	-5.98	13.43	3	Horizontal	35	1.50	-
5290MHz	Pass	PK	5.144G	58.67	74.00	-15.33	2.89	3	Horizontal	300	1.01	-
5290MHz	Pass	PK	5.325G	102.75	Inf	-Inf	3.08	3	Horizontal	300	1.01	-
5290MHz	Pass	PK	5.357G	68.12	74.00	-5.88	3.12	3	Horizontal	300	1.01	-
5290MHz	Pass	PK	5.487G	58.20	68.20	-10.00	3.26	3	Horizontal	300	1.01	-
5290MHz	Pass	PK	15.87G	56.63	74.00	-17.37	13.43	3	Horizontal	35	1.50	-
5290MHz	Pass	AV	5.148G	47.01	54.00	-6.99	2.90	3	Vertical	237	1.02	-
5290MHz	Pass	AV	5.324G	97.07	Inf	-Inf	3.08	3	Vertical	237	1.02	-
5290MHz	Pass	AV	5.350005G	53.70	54.00	-0.30	3.11	3	Vertical	237	1.02	-
5290MHz	Pass	AV	15.87G	49.05	54.00	-4.95	13.43	3	Vertical	220	1.50	-
5290MHz	Pass	PK	5.075G	57.44	74.00	-16.56	2.82	3	Vertical	237	1.02	-
5290MHz	Pass	PK	5.321G	105.98	Inf	-Inf	3.08	3	Vertical	237	1.02	-
5290MHz	Pass	PK	5.381G	68.72	74.00	-5.28	3.14	3	Vertical	237	1.02	-
5290MHz	Pass	PK	5.52G	57.62	68.20	-10.58	3.29	3	Vertical	237	1.02	-
5290MHz	Pass	PK	15.87G	58.23	74.00	-15.77	13.43	3	Vertical	220	1.50	-
5530MHz	Pass	AV	5.459G	49.13	54.00	-4.87	3.22	3	Horizontal	305	1.06	-
5530MHz	Pass	AV	5.53G	94.67	Inf	-Inf	3.29	3	Horizontal	305	1.06	-
5530MHz	Pass	AV	11.06G	47.85	54.00	-6.15	14.36	3	Horizontal	360	1.50	-
5530MHz	Pass	PK	5.328G	57.53	68.20	-10.67	3.09	3	Horizontal	305	1.06	-
5530MHz	Pass	PK	5.456G	62.21	74.00	-11.79	3.22	3	Horizontal	305	1.06	-
5530MHz	Pass	PK	5.468G	68.03	68.20	-0.17	3.23	3	Horizontal	305	1.06	-
5530MHz	Pass	PK	5.533G	103.18	Inf	-Inf	3.30	3	Horizontal	305	1.06	-
5530MHz	Pass	PK	5.726G	57.70	68.20	-10.50	3.46	3	Horizontal	305	1.06	-
5530MHz	Pass	PK	11.06G	57.16	74.00	-16.84	14.36	3	Horizontal	360	1.50	-
5530MHz	Pass	AV	5.46G	49.61	54.00	-4.39	3.23	3	Vertical	340	1.08	-
5530MHz	Pass	AV	5.564G	93.88	Inf	-Inf	3.32	3	Vertical	340	1.08	-
5530MHz	Pass	AV	11.06G	47.82	54.00	-6.18	14.36	3	Vertical	0	1.50	-
5530MHz	Pass	PK	5.348G	57.49	68.20	-10.71	3.11	3	Vertical	340	1.08	-
5530MHz	Pass	PK	5.454G	62.69	74.00	-11.31	3.22	3	Vertical	340	1.08	-
5530MHz	Pass	PK	5.468G	67.97	68.20	-0.23	3.23	3	Vertical	340	1.08	-
5530MHz	Pass	PK	5.532G	105.04	Inf	-Inf	3.30	3	Vertical	340	1.08	-
5530MHz	Pass	PK	5.735G	59.17	68.20	-9.03	3.46	3	Vertical	340	1.08	-
5530MHz	Pass	PK	11.06G	56.94	74.00	-17.06	14.36	3	Vertical	0	1.50	-
5610MHz	Pass	AV	5.46G	49.29	54.00	-4.71	3.23	3	Horizontal	302	1.00	-
5610MHz	Pass	AV	5.576G	99.60	Inf	-Inf	3.33	3	Horizontal	302	1.00	-
5610MHz	Pass	AV	11.22G	47.50	54.00	-6.50	14.09	3	Horizontal	360	1.50	-
5610MHz	Pass	PK	5.452G	60.45	74.00	-13.55	3.22	3	Horizontal	302	1.00	-
5610MHz	Pass	PK	5.46G	60.77	74.00	-13.23	3.23	3	Horizontal	302	1.00	-
5610MHz	Pass	PK	5.575G	108.93	Inf	-Inf	3.33	3	Horizontal	302	1.00	-

Mode	Result	Type	Freq (Hz)	Level (dBuV/m)	Limit (dBuV/m)	Margin (dB)	Factor (dB)	Dist (m)	Condition	Azimuth (°)	Height (m)	Comments
5610MHz	Pass	PK	5.726G	62.23	68.20	-5.97	3.46	3	Horizontal	302	1.00	-
5610MHz	Pass	PK	11.22G	56.72	74.00	-17.28	14.09	3	Horizontal	360	1.50	-
5610MHz	Pass	AV	5.459G	49.38	54.00	-4.62	3.22	3	Vertical	323	1.01	-
5610MHz	Pass	AV	5.626G	100.15	Inf	-Inf	3.37	3	Vertical	323	1.01	-
5610MHz	Pass	AV	11.22G	47.48	54.00	-6.52	14.09	3	Vertical	0	1.50	-
5610MHz	Pass	PK	5.45G	61.64	74.00	-12.36	3.22	3	Vertical	323	1.01	-
5610MHz	Pass	PK	5.465G	63.51	68.20	-4.69	3.23	3	Vertical	323	1.01	-
5610MHz	Pass	PK	5.626G	110.36	Inf	-Inf	3.37	3	Vertical	323	1.01	-
5610MHz	Pass	PK	5.726G	67.03	68.20	-1.17	3.46	3	Vertical	323	1.01	-
5610MHz	Pass	PK	11.22G	57.01	74.00	-16.99	14.09	3	Vertical	0	1.50	-
5690MHz Straddle 5.47-5.725GHz	Pass	AV	5.456G	47.49	54.00	-6.51	3.22	3	Horizontal	280	1.04	-
5690MHz Straddle 5.47-5.725GHz	Pass	AV	5.656G	99.45	Inf	-Inf	3.40	3	Horizontal	280	1.04	-
5690MHz Straddle 5.47-5.725GHz	Pass	AV	11.38G	44.47	54.00	-9.53	13.81	3	Horizontal	360	1.50	-
5690MHz Straddle 5.47-5.725GHz	Pass	PK	5.445G	57.92	74.00	-16.08	3.21	3	Horizontal	280	1.04	-
5690MHz Straddle 5.47-5.725GHz	Pass	PK	5.463G	58.10	68.20	-10.10	3.23	3	Horizontal	280	1.04	-
5690MHz Straddle 5.47-5.725GHz	Pass	PK	5.657G	108.82	Inf	-Inf	3.40	3	Horizontal	280	1.04	-
5690MHz Straddle 5.47-5.725GHz	Pass	PK	5.855G	59.00	68.20	-9.20	3.56	3	Horizontal	280	1.04	-
5690MHz Straddle 5.47-5.725GHz	Pass	PK	11.38G	56.20	74.00	-17.80	13.81	3	Horizontal	360	1.50	-
5690MHz Straddle 5.47-5.725GHz	Pass	AV	5.46G	46.95	54.00	-7.05	3.23	3	Vertical	323	1.01	-
5690MHz Straddle 5.47-5.725GHz	Pass	AV	5.656G	100.60	Inf	-Inf	3.40	3	Vertical	323	1.01	-
5690MHz Straddle 5.47-5.725GHz	Pass	AV	11.38G	44.46	54.00	-9.54	13.81	3	Vertical	0	1.50	-
5690MHz Straddle 5.47-5.725GHz	Pass	PK	5.443G	58.26	74.00	-15.74	3.21	3	Vertical	323	1.01	-
5690MHz Straddle 5.47-5.725GHz	Pass	PK	5.467G	58.63	68.20	-9.57	3.23	3	Vertical	323	1.01	-
5690MHz Straddle 5.47-5.725GHz	Pass	PK	5.724G	110.83	Inf	-Inf	3.46	3	Vertical	323	1.01	-
5690MHz Straddle 5.47-5.725GHz	Pass	PK	5.851G	61.07	68.20	-7.13	3.56	3	Vertical	323	1.01	-
5690MHz Straddle 5.47-5.725GHz	Pass	PK	11.38G	56.17	74.00	-17.83	13.81	3	Vertical	0	1.50	-
5775MHz	Pass	AV	5.7414G	99.52	Inf	-Inf	3.47	3	Horizontal	360	1.50	-
5775MHz	Pass	AV	5.7414G	94.97	Inf	-Inf	3.47	3	Horizontal	296	1.50	-
5775MHz	Pass	AV	11.55G	46.30	54.00	-7.70	13.52	3	Horizontal	0	1.50	-
5775MHz	Pass	PK	5.6394G	60.93	68.20	-7.27	3.39	3	Horizontal	296	1.50	-
5775MHz	Pass	PK	5.6514G	68.17	69.24	-1.06	3.40	3	Horizontal	329	1.09	-
5775MHz	Pass	PK	5.7414G	108.94	Inf	-Inf	3.47	3	Horizontal	360	1.50	-
5775MHz	Pass	PK	5.7414G	105.23	Inf	-Inf	3.47	3	Horizontal	296	1.50	-
5775MHz	Pass	PK	5.9262G	59.63	68.20	-8.57	3.62	3	Horizontal	329	1.09	-
5775MHz	Pass	PK	5.9262G	58.62	68.20	-9.58	3.62	3	Horizontal	296	1.50	-
5775MHz	Pass	PK	11.55G	56.22	74.00	-17.78	13.52	3	Horizontal	0	1.50	-
5775MHz	Pass	AV	11.55G	46.77	54.00	-7.23	13.52	3	Vertical	360	1.50	-
5775MHz	Pass	PK	11.55G	56.77	74.00	-17.23	13.52	3	Vertical	360	1.50	-

802.11ac VHT20_Nss1,(MCS0)_4TX

5180MHz_TX-BF

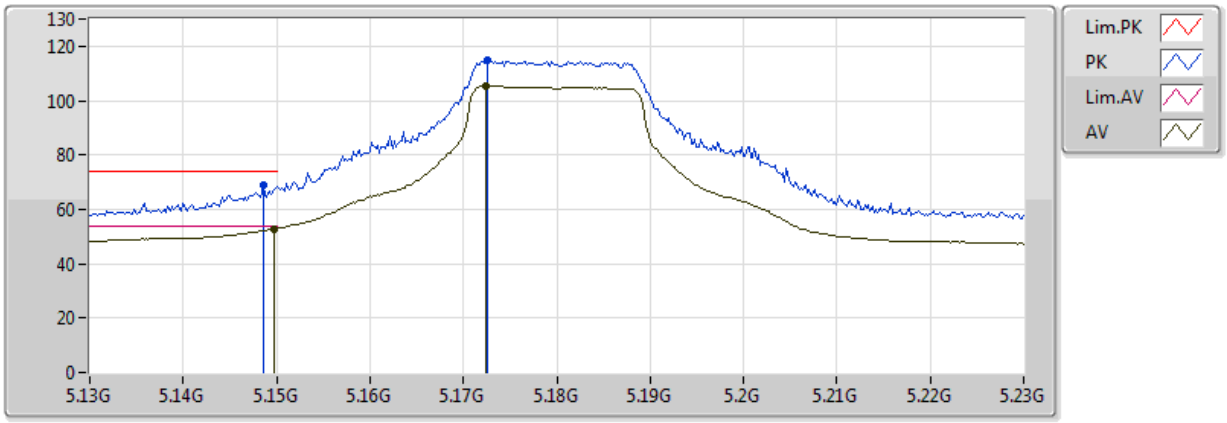

EUT = Z axis

Type	Freq	Level	Limit	Margin	Factor	Dist	Condition	Azimuth	Height	Comments	Raw	AF	CL	PA
	(Hz)	(dBuV/m)	(dBuV/m)	(dB)	(dB)	(m)		(°)	(m)		(dBuV)	(dB)	(dB)	(dB)
AV	5.1498G	52.82	54.00	-1.18	2.90	3	Vertical	179	3.49	-	49.92	31.62	6.48	35.21
AV	5.1724G	105.21	Inf	-Inf	2.92	3	Vertical	179	3.49	-	102.29	31.64	6.49	35.20
PK	5.1486G	68.68	74.00	-5.32	2.90	3	Vertical	179	3.49	-	65.78	31.62	6.48	35.21
PK	5.1726G	115.08	Inf	-Inf	2.92	3	Vertical	179	3.49	-	112.16	31.64	6.49	35.20

802.11ac VHT20_Nss1,(MCS0)_4TX

5180MHz_TX-BF

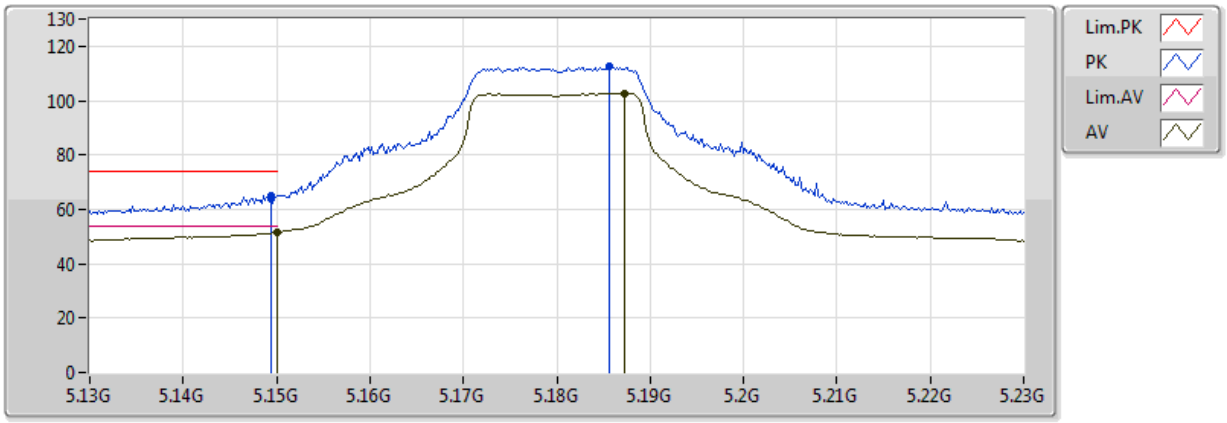

EUT = Z axis

Type	Freq	Level	Limit	Margin	Factor	Dist	Condition	Azimuth	Height	Comments	Raw	AF	CL	PA
	(Hz)	(dBuV/m)	(dBuV/m)	(dB)	(dB)	(m)		(°)	(m)		(dBuV)	(dB)	(dB)	(dB)
AV	5.149995G	51.38	54.00	-2.62	2.90	3	Horizontal	299	1.03	-	48.48	31.62	6.48	35.21
AV	5.1872G	102.54	Inf	-Inf	2.94	3	Horizontal	299	1.03	-	99.61	31.65	6.49	35.20
PK	5.1494G	65.22	74.00	-8.78	2.90	3	Horizontal	299	1.03	-	62.32	31.62	6.48	35.21
PK	5.1856G	112.61	Inf	-Inf	2.94	3	Horizontal	299	1.03	-	109.68	31.65	6.49	35.20

802.11ac VHT20_Nss1,(MCS0)_4TX

5180MHz_TX-BF

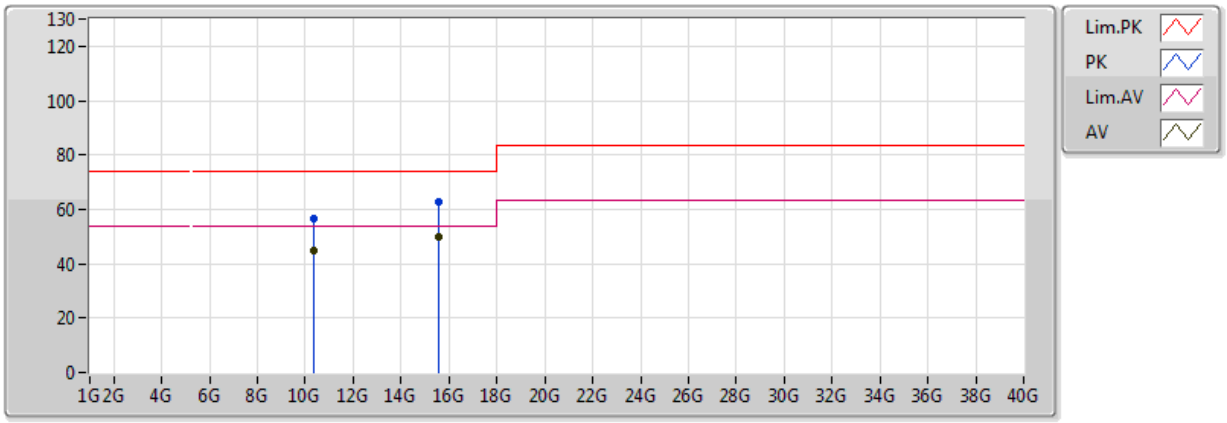

EUT = Z axis

Type	Freq	Level	Limit	Margin	Factor	Dist	Condition	Azimuth	Height	Comments	Raw	AF	CL	PA
	(Hz)	(dBuV/m)	(dBuV/m)	(dB)	(dB)	(m)		(°)	(m)		(dBuV)	(dB)	(dB)	(dB)
AV	10.36G	44.89	54.00	-9.11	12.78	3	Vertical	332	2.66	-	32.11	39.40	9.19	35.81
AV	15.54G	50.03	54.00	-3.97	14.65	3	Vertical	336	1.01	-	35.38	38.86	11.22	35.43
PK	10.36G	56.72	74.00	-17.28	12.78	3	Vertical	332	2.66	-	43.94	39.40	9.19	35.81
PK	15.54G	62.78	74.00	-11.22	14.65	3	Vertical	336	1.01	-	48.13	38.86	11.22	35.43

802.11ac VHT20_Nss1,(MCS0)_4TX

5180MHz_TX-BF

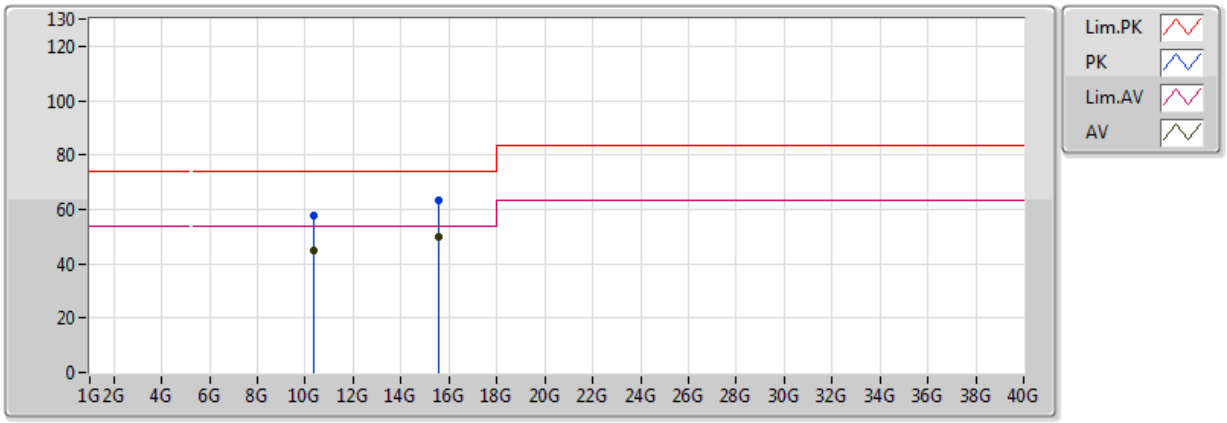

EUT = Z axis

Type	Freq	Level	Limit	Margin	Factor	Dist	Condition	Azimuth	Height	Comments	Raw	AF	CL	PA
	(Hz)	(dBuV/m)	(dBuV/m)	(dB)	(dB)	(m)		(°)	(m)		(dBuV)	(dB)	(dB)	(dB)
AV	10.36G	44.69	54.00	-9.31	12.78	3	Horizontal	319	2.78	-	31.91	39.40	9.19	35.81
AV	15.54G	49.75	54.00	-4.25	14.65	3	Horizontal	181	3.67	-	35.10	38.86	11.22	35.43
PK	10.36G	57.53	74.00	-16.47	12.78	3	Horizontal	319	2.78	-	44.75	39.40	9.19	35.81
PK	15.54G	63.16	74.00	-10.84	14.65	3	Horizontal	181	3.67	-	48.51	38.86	11.22	35.43

802.11ac VHT20_Nss1,(MCS0)_4TX

5200MHz_TX-BF

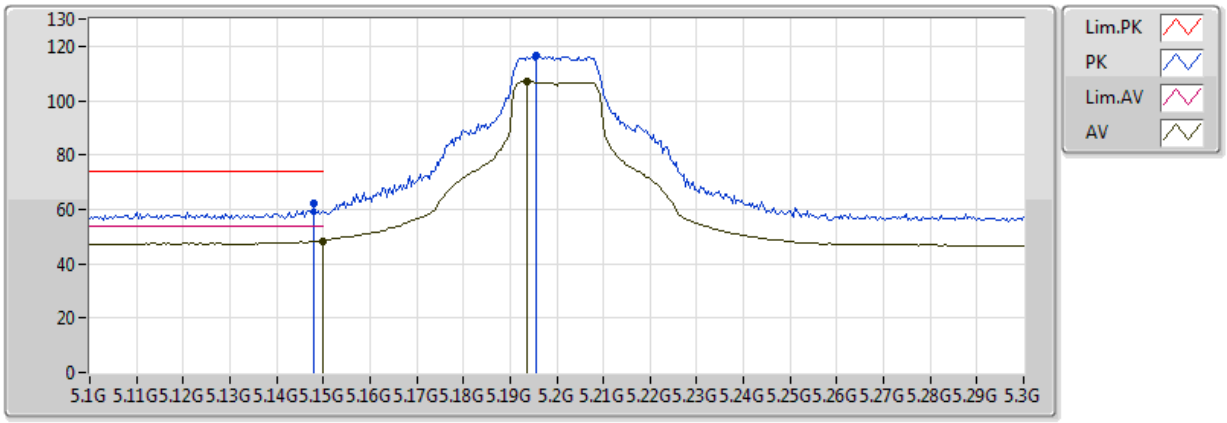

EUT = Z axis

Type	Freq	Level	Limit	Margin	Factor	Dist	Condition	Azimuth	Height	Comments	Raw	AF	CL	PA
	(Hz)	(dBuV/m)	(dBuV/m)	(dB)	(dB)	(m)		(°)	(m)		(dBuV)	(dB)	(dB)	(dB)
AV	5.149995G	48.43	54.00	-5.57	2.90	3	Vertical	181	3.10	-	45.53	31.62	6.48	35.21
AV	5.1936G	106.82	Inf	-Inf	2.94	3	Vertical	181	3.10	-	103.88	31.65	6.49	35.20
PK	5.148G	62.31	74.00	-11.69	2.90	3	Vertical	181	3.10	-	59.42	31.62	6.48	35.21
PK	5.1956G	116.75	Inf	-Inf	2.95	3	Vertical	181	3.10	-	113.81	31.66	6.49	35.20

802.11ac VHT20_Nss1,(MCS0)_4TX

5200MHz_TX-BF

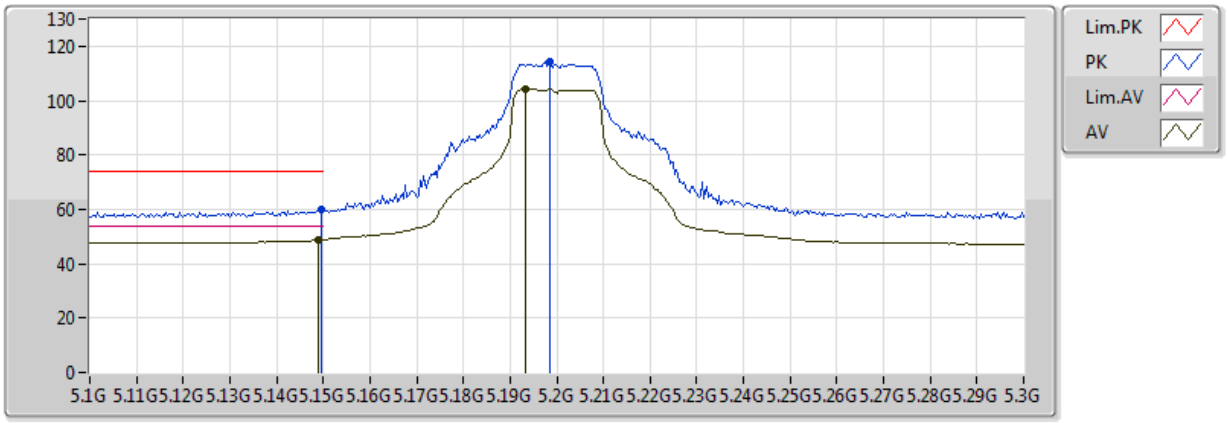

EUT = Z axis

Type	Freq	Level	Limit	Margin	Factor	Dist	Condition	Azimuth	Height	Comments	Raw	AF	CL	PA
	(Hz)	(dBuV/m)	(dBuV/m)	(dB)	(dB)	(m)		(°)	(m)		(dBuV)	(dB)	(dB)	(dB)
AV	5.1488G	48.81	54.00	-5.19	2.90	3	Horizontal	299	1.04	-	45.91	31.62	6.48	35.21
AV	5.1932G	104.05	Inf	-Inf	2.94	3	Horizontal	299	1.04	-	101.10	31.65	6.49	35.20
PK	5.1496G	59.85	74.00	-14.15	2.90	3	Horizontal	299	1.04	-	56.95	31.62	6.48	35.21
PK	5.1984G	114.32	Inf	-Inf	2.95	3	Horizontal	299	1.04	-	111.37	31.66	6.49	35.20

802.11ac VHT20_Nss1,(MCS0)_4TX

5200MHz_TX-BF

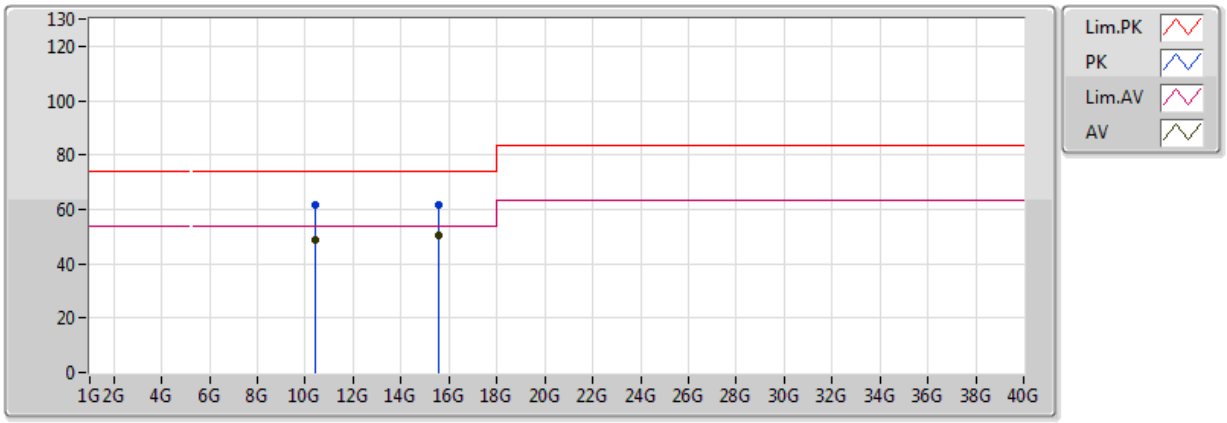

EUT = Z axis

Type	Freq	Level	Limit	Margin	Factor	Dist	Condition	Azimuth	Height	Comments	Raw	AF	CL	PA
	(Hz)	(dBuV/m)	(dBuV/m)	(dB)	(dB)	(m)		(°)	(m)		(dBuV)	(dB)	(dB)	(dB)
AV	10.4G	48.90	54.00	-5.10	12.89	3	Vertical	237	3.69	-	36.01	39.46	9.21	35.78
AV	15.6G	50.62	54.00	-3.38	14.43	3	Vertical	189	3.05	-	36.19	38.66	11.27	35.50
PK	10.4G	61.88	74.00	-12.12	12.89	3	Vertical	237	3.69	-	48.99	39.46	9.21	35.78
PK	15.6G	61.51	74.00	-12.49	14.43	3	Vertical	189	3.05	-	47.08	38.66	11.27	35.50

802.11ac VHT20_Nss1,(MCS0)_4TX

5200MHz_TX-BF

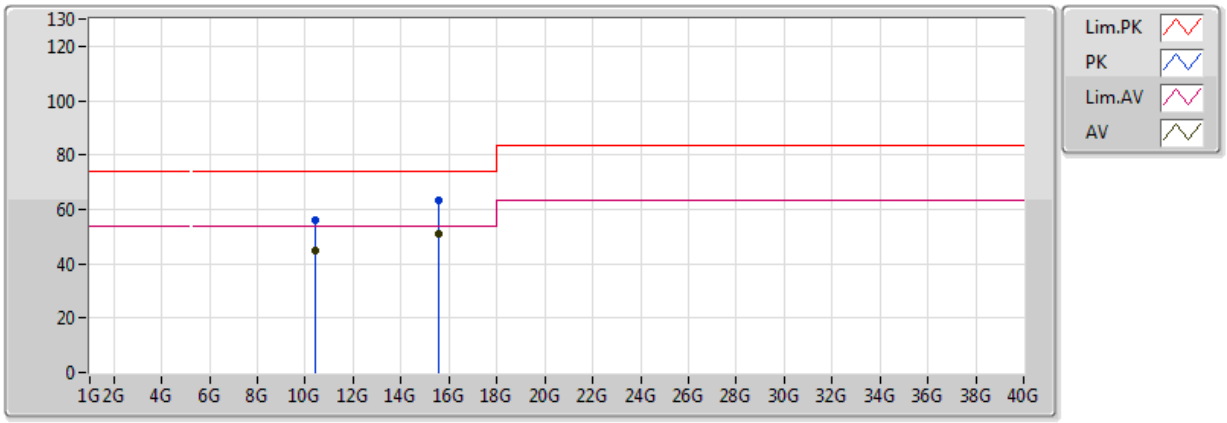

EUT = Z axis

Type	Freq	Level	Limit	Margin	Factor	Dist	Condition	Azimuth	Height	Comments	Raw	AF	CL	PA
	(Hz)	(dBuV/m)	(dBuV/m)	(dB)	(dB)	(m)		(°)	(m)		(dBuV)	(dB)	(dB)	(dB)
AV	10.4G	44.69	54.00	-9.31	12.89	3	Horizontal	305	1.01	-	31.80	39.46	9.21	35.78
AV	15.6G	51.02	54.00	-2.98	14.43	3	Horizontal	314	2.20	-	36.59	38.66	11.27	35.50
PK	10.4G	55.97	74.00	-18.03	12.89	3	Horizontal	305	1.01	-	43.08	39.46	9.21	35.78
PK	15.6G	63.50	74.00	-10.50	14.43	3	Horizontal	314	2.20	-	49.07	38.66	11.27	35.50

802.11ac VHT20_Nss1,(MCS0)_4TX

5240MHz_TX-BF

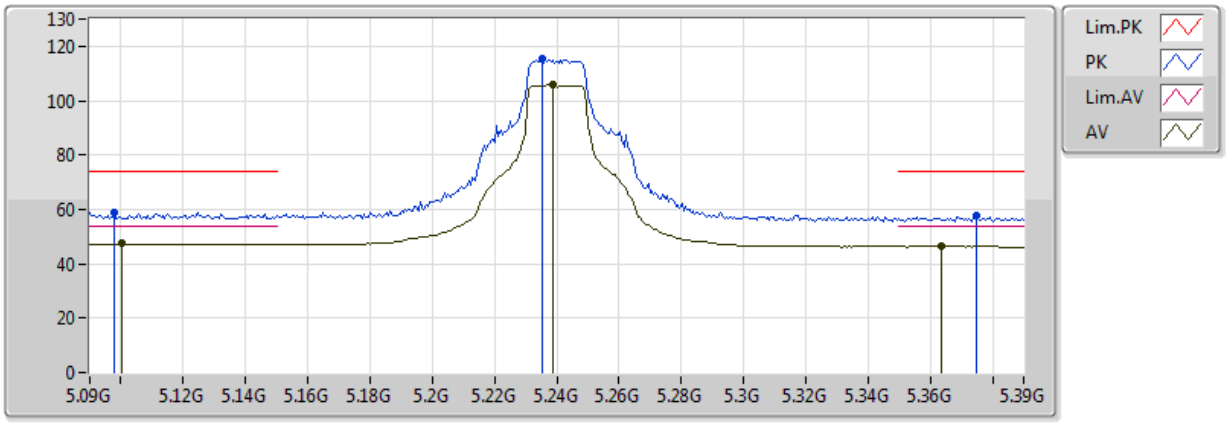

EUT = Z axis

Type	Freq	Level	Limit	Margin	Factor	Dist	Condition	Azimuth	Height	Comments	Raw	AF	CL	PA
	(Hz)	(dBuV/m)	(dBuV/m)	(dB)	(dB)	(m)		(°)	(m)		(dBuV)	(dB)	(dB)	(dB)
AV	5.1002G	47.38	54.00	-6.62	2.85	3	Vertical	180	3.07	-	44.53	31.58	6.48	35.21
AV	5.2388G	105.66	Inf	-Inf	2.99	3	Vertical	180	3.07	-	102.66	31.69	6.50	35.20
AV	5.3636G	46.46	54.00	-7.54	3.12	3	Vertical	180	3.07	-	43.34	31.79	6.52	35.18
PK	5.0978G	58.83	74.00	-15.17	2.85	3	Vertical	180	3.07	-	55.98	31.58	6.48	35.21
PK	5.2352G	115.24	Inf	-Inf	2.99	3	Vertical	180	3.07	-	112.25	31.69	6.50	35.20
PK	5.375G	57.45	74.00	-16.55	3.14	3	Vertical	180	3.07	-	54.31	31.80	6.52	35.18

802.11ac VHT20_Nss1,(MCS0)_4TX

5240MHz_TX-BF

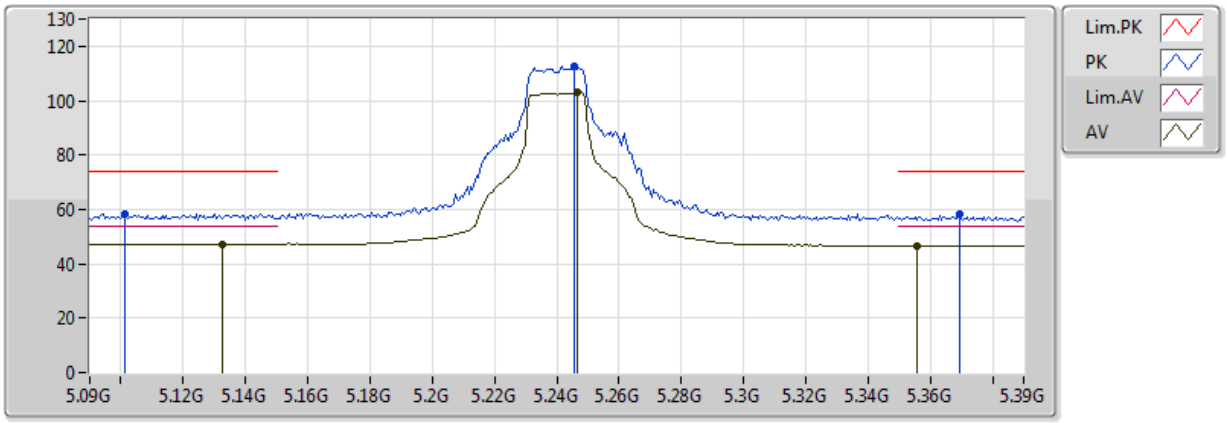

EUT = Z axis

Type	Freq	Level	Limit	Margin	Factor	Dist	Condition	Azimuth	Height	Comments	Raw	AF	CL	PA
	(Hz)	(dBuV/m)	(dBuV/m)	(dB)	(dB)	(m)		(°)	(m)		(dBuV)	(dB)	(dB)	(dB)
AV	5.1326G	47.32	54.00	-6.68	2.88	3	Horizontal	298	1.03	-	44.43	31.61	6.48	35.21
AV	5.2466G	102.90	Inf	-Inf	3.00	3	Horizontal	298	1.03	-	99.90	31.70	6.50	35.20
AV	5.3558G	46.58	54.00	-7.42	3.12	3	Horizontal	298	1.03	-	43.47	31.78	6.52	35.18
PK	5.1014G	58.39	74.00	-15.61	2.85	3	Horizontal	298	1.03	-	55.54	31.58	6.48	35.21
PK	5.2454G	112.84	Inf	-Inf	3.00	3	Horizontal	298	1.03	-	109.84	31.70	6.50	35.20
PK	5.3696G	58.03	74.00	-15.97	3.13	3	Horizontal	298	1.03	-	54.90	31.80	6.52	35.18

802.11ac VHT20_Nss1,(MCS0)_4TX

5240MHz_TX-BF

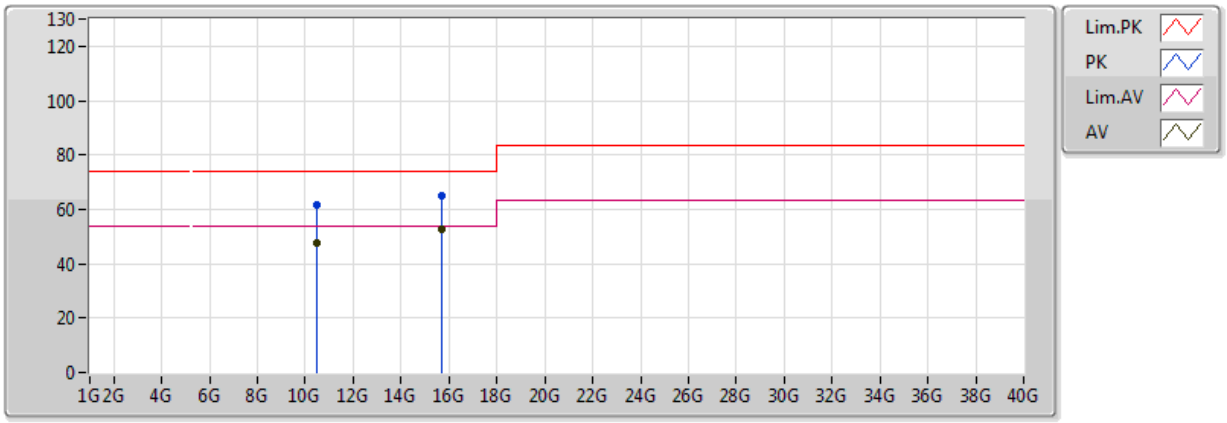

EUT = Z axis

Type	Freq	Level	Limit	Margin	Factor	Dist	Condition	Azimuth	Height	Comments	Raw	AF	CL	PA
	(Hz)	(dBuV/m)	(dBuV/m)	(dB)	(dB)	(m)		(°)	(m)		(dBuV)	(dB)	(dB)	(dB)
AV	10.48G	47.82	54.00	-6.18	13.10	3	Vertical	341	2.39	-	34.72	39.57	9.25	35.73
AV	15.72G	52.75	54.00	-1.25	13.99	3	Vertical	186	3.07	-	38.76	38.25	11.37	35.63
PK	10.48G	61.77	74.00	-12.23	13.10	3	Vertical	341	2.39	-	48.67	39.57	9.25	35.73
PK	15.72G	65.24	74.00	-8.76	13.99	3	Vertical	186	3.07	-	51.25	38.25	11.37	35.63

802.11ac VHT20_Nss1,(MCS0)_4TX

5240MHz_TX-BF

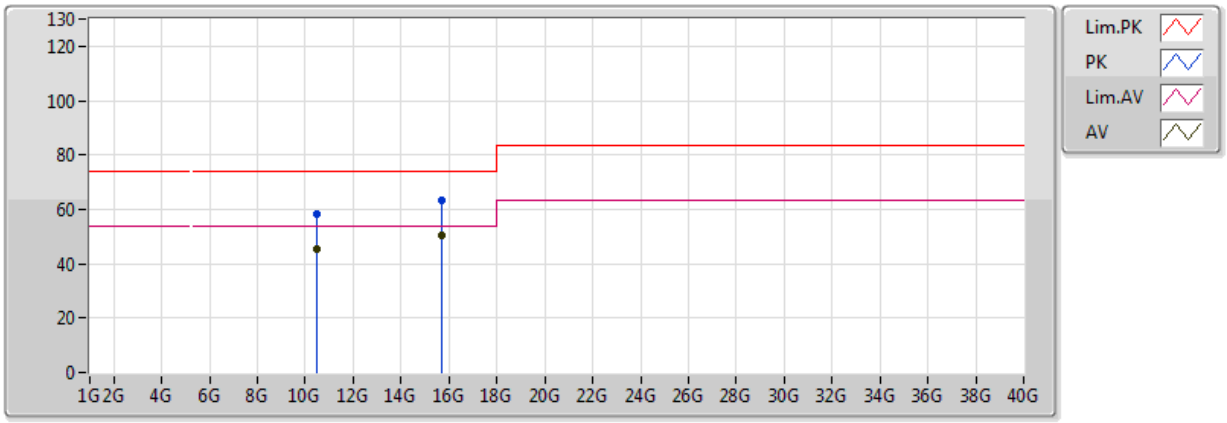

EUT = Z axis

Type	Freq	Level	Limit	Margin	Factor	Dist	Condition	Azimuth	Height	Comments	Raw	AF	CL	PA
	(Hz)	(dBuV/m)	(dBuV/m)	(dB)	(dB)	(m)		(°)	(m)		(dBuV)	(dB)	(dB)	(dB)
AV	10.48G	45.45	54.00	-8.55	13.10	3	Horizontal	49	1.01	-	32.35	39.57	9.25	35.73
AV	15.72G	50.62	54.00	-3.38	13.99	3	Horizontal	312	2.19	-	36.63	38.25	11.37	35.63
PK	10.48G	58.38	74.00	-15.62	13.10	3	Horizontal	49	1.01	-	45.28	39.57	9.25	35.73
PK	15.72G	63.43	74.00	-10.57	13.99	3	Horizontal	312	2.19	-	49.44	38.25	11.37	35.63

802.11ac VHT20_Nss1,(MCS0)_4TX

5260MHz_TX-BF

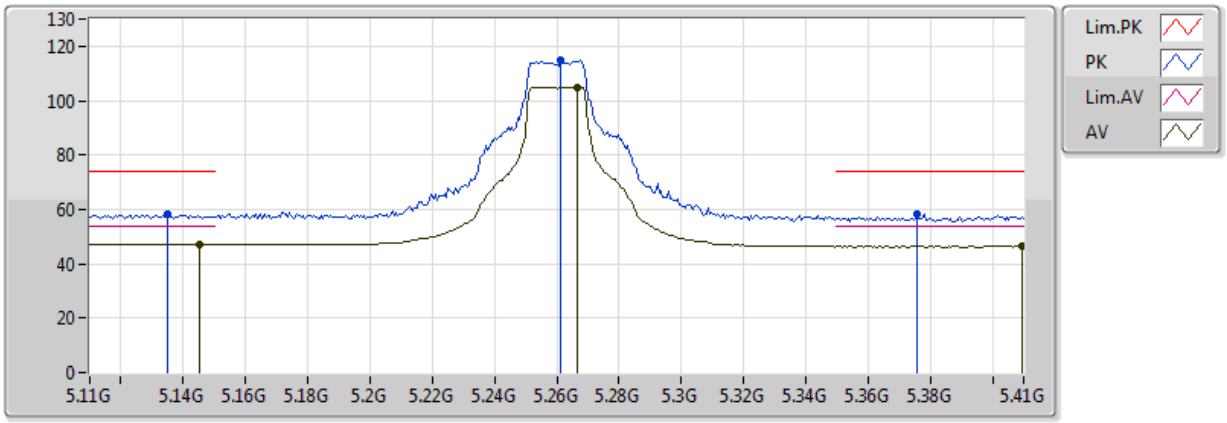

EUT = Z axis

Type	Freq	Level	Limit	Margin	Factor	Dist	Condition	Azimuth	Height	Comments	Raw	AF	CL	PA
	(Hz)	(dBuV/m)	(dBuV/m)	(dB)	(dB)	(m)		(°)	(m)		(dBuV)	(dB)	(dB)	(dB)
AV	5.1454G	47.27	54.00	-6.73	2.90	3	Vertical	180	2.88	-	44.37	31.62	6.48	35.21
AV	5.2666G	104.93	Inf	-Inf	3.02	3	Vertical	180	2.88	-	101.91	31.71	6.50	35.19
AV	5.4094G	46.44	54.00	-7.56	3.17	3	Vertical	180	2.88	-	43.27	31.83	6.52	35.18
PK	5.1352G	58.02	74.00	-15.98	2.89	3	Vertical	180	2.88	-	55.13	31.61	6.48	35.21
PK	5.2612G	115.00	Inf	-Inf	3.02	3	Vertical	180	2.88	-	111.99	31.71	6.50	35.19
PK	5.3758G	58.13	74.00	-15.87	3.14	3	Vertical	180	2.88	-	54.99	31.80	6.52	35.18

802.11ac VHT20_Nss1,(MCS0)_4TX

5260MHz_TX-BF

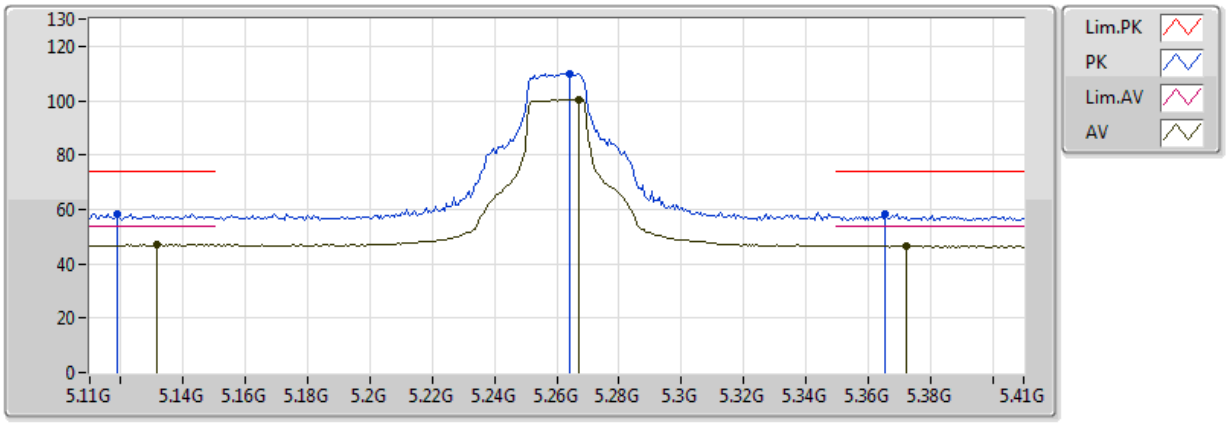

EUT = Z axis

Type	Freq	Level	Limit	Margin	Factor	Dist	Condition	Azimuth	Height	Comments	Raw	AF	CL	PA
	(Hz)	(dBuV/m)	(dBuV/m)	(dB)	(dB)	(m)		(°)	(m)		(dBuV)	(dB)	(dB)	(dB)
AV	5.1316G	47.01	54.00	-6.99	2.88	3	Horizontal	303	2.20	-	44.13	31.61	6.48	35.21
AV	5.2672G	100.44	Inf	-Inf	3.02	3	Horizontal	303	2.20	-	97.42	31.71	6.50	35.19
AV	5.3722G	46.63	54.00	-7.37	3.13	3	Horizontal	303	2.20	-	43.50	31.80	6.52	35.18
PK	5.119G	58.53	74.00	-15.47	2.87	3	Horizontal	303	2.20	-	55.66	31.60	6.48	35.21
PK	5.2642G	109.98	Inf	-Inf	3.02	3	Horizontal	303	2.20	-	106.96	31.71	6.50	35.19
PK	5.3656G	58.31	74.00	-15.69	3.13	3	Horizontal	303	2.20	-	55.18	31.79	6.52	35.18

802.11ac VHT20_Nss1,(MCS0)_4TX

5260MHz_TX-BF

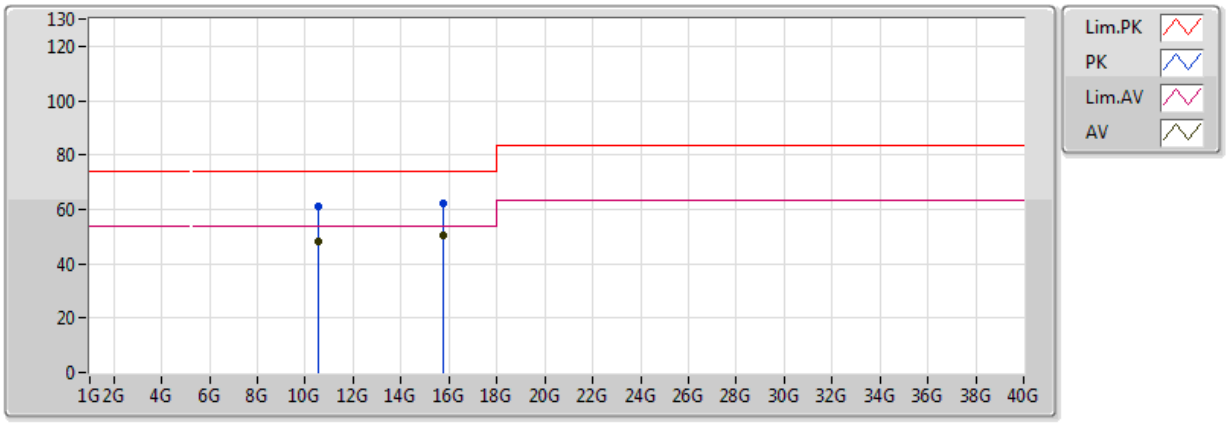

EUT = Z axis

Type	Freq	Level	Limit	Margin	Factor	Dist	Condition	Azimuth	Height	Comments	Raw	AF	CL	PA
	(Hz)	(dBuV/m)	(dBuV/m)	(dB)	(dB)	(m)		(°)	(m)		(dBuV)	(dB)	(dB)	(dB)
AV	10.52G	48.26	54.00	-5.74	13.20	3	Vertical	338	2.44	-	35.06	39.63	9.28	35.70
AV	15.78G	50.41	54.00	-3.59	13.76	3	Vertical	162	1.50	-	36.65	38.05	11.42	35.70
PK	10.52G	61.26	74.00	-12.74	13.20	3	Vertical	338	2.44	-	48.06	39.63	9.28	35.70
PK	15.78G	62.40	74.00	-11.60	13.76	3	Vertical	162	1.50	-	48.64	38.05	11.42	35.70

802.11ac VHT20_Nss1,(MCS0)_4TX

5260MHz_TX-BF

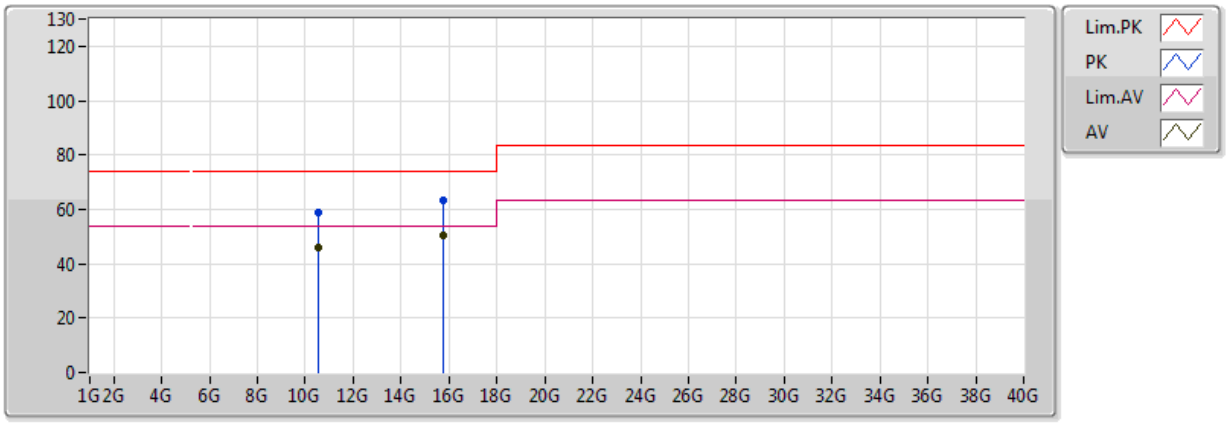

EUT = Z axis

Type	Freq	Level	Limit	Margin	Factor	Dist	Condition	Azimuth	Height	Comments	Raw	AF	CL	PA
	(Hz)	(dBuV/m)	(dBuV/m)	(dB)	(dB)	(m)		(°)	(m)		(dBuV)	(dB)	(dB)	(dB)
AV	10.52G	46.04	54.00	-7.96	13.20	3	Horizontal	50	1.01	-	32.84	39.63	9.28	35.70
AV	15.78G	50.36	54.00	-3.64	13.76	3	Horizontal	27	3.30	-	36.60	38.05	11.42	35.70
PK	10.52G	58.82	74.00	-15.18	13.20	3	Horizontal	50	1.01	-	45.62	39.63	9.28	35.70
PK	15.78G	63.43	74.00	-10.57	13.76	3	Horizontal	27	3.30	-	49.67	38.05	11.42	35.70

802.11ac VHT20_Nss1,(MCS0)_4TX

5300MHz_TX-BF

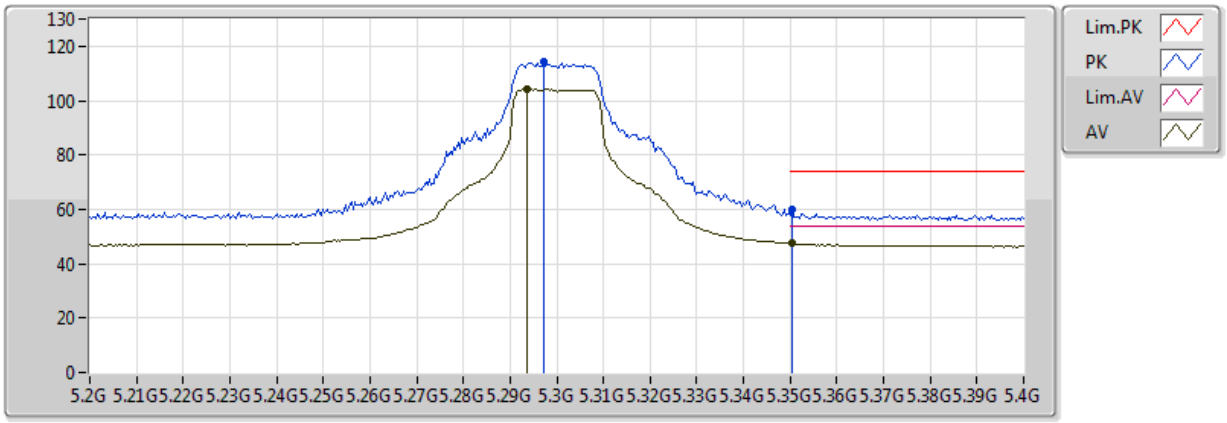

EUT = Z axis

Type	Freq	Level	Limit	Margin	Factor	Dist	Condition	Azimuth	Height	Comments	Raw	AF	CL	PA
	(Hz)	(dBuV/m)	(dBuV/m)	(dB)	(dB)	(m)		(°)	(m)		(dBuV)	(dB)	(dB)	(dB)
AV	5.2936G	104.00	Inf	-Inf	3.05	3	Vertical	162	2.15	-	100.95	31.73	6.51	35.19
AV	5.3504G	47.36	54.00	-6.64	3.11	3	Vertical	162	2.15	-	44.25	31.78	6.52	35.18
PK	5.2972G	114.05	Inf	-Inf	3.06	3	Vertical	162	2.15	-	111.00	31.74	6.51	35.19
PK	5.3504G	60.01	74.00	-13.99	3.11	3	Vertical	162	2.15	-	56.90	31.78	6.52	35.18

802.11ac VHT20_Nss1,(MCS0)_4TX

5300MHz_TX-BF

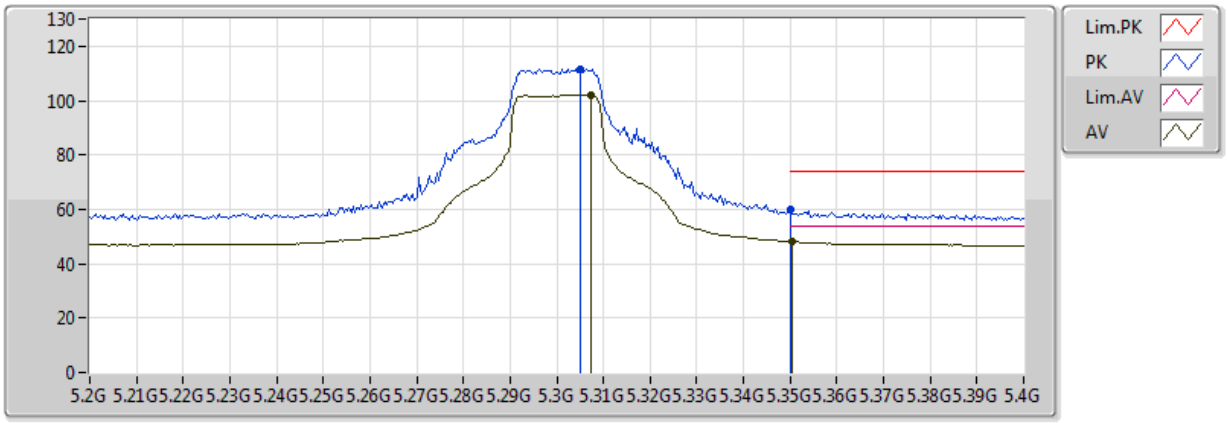

EUT = Z axis

Type	Freq	Level	Limit	Margin	Factor	Dist	Condition	Azimuth	Height	Comments	Raw	AF	CL	PA
	(Hz)	(dBuV/m)	(dBuV/m)	(dB)	(dB)	(m)		(°)	(m)		(dBuV)	(dB)	(dB)	(dB)
AV	5.3072G	101.98	Inf	-Inf	3.07	3	Horizontal	299	2.59	-	98.92	31.75	6.51	35.19
AV	5.3504G	47.98	54.00	-6.02	3.11	3	Horizontal	299	2.59	-	44.87	31.78	6.52	35.18
PK	5.3052G	111.71	Inf	-Inf	3.07	3	Horizontal	299	2.59	-	108.64	31.74	6.51	35.19
PK	5.350005G	59.80	74.00	-14.20	3.11	3	Horizontal	299	2.59	-	56.69	31.78	6.52	35.18

802.11ac VHT20_Nss1,(MCS0)_4TX

5300MHz_TX-BF

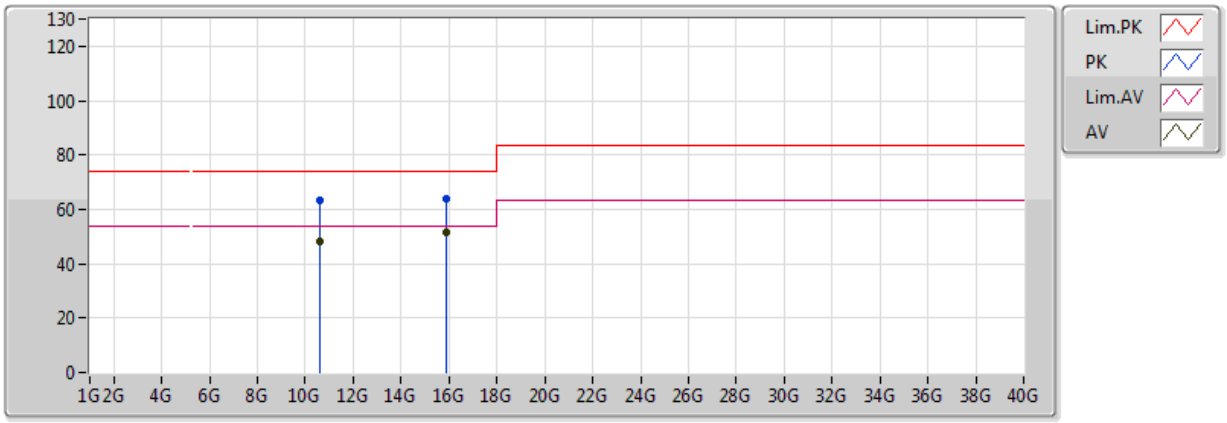

EUT = Z axis

Type	Freq	Level	Limit	Margin	Factor	Dist	Condition	Azimuth	Height	Comments	Raw	AF	CL	PA
	(Hz)	(dBuV/m)	(dBuV/m)	(dB)	(dB)	(m)		(°)	(m)		(dBuV)	(dB)	(dB)	(dB)
AV	10.6G	48.39	54.00	-5.61	13.41	3	Vertical	267	1.86	-	34.98	39.74	9.32	35.65
AV	15.9G	51.78	54.00	-2.22	13.32	3	Vertical	13	1.02	-	38.46	37.64	11.52	35.84
PK	10.6G	63.10	74.00	-10.90	13.41	3	Vertical	267	1.86	-	49.69	39.74	9.32	35.65
PK	15.9G	63.97	74.00	-10.03	13.32	3	Vertical	13	1.02	-	50.65	37.64	11.52	35.84

802.11ac VHT20_Nss1,(MCS0)_4TX

5300MHz_TX-BF

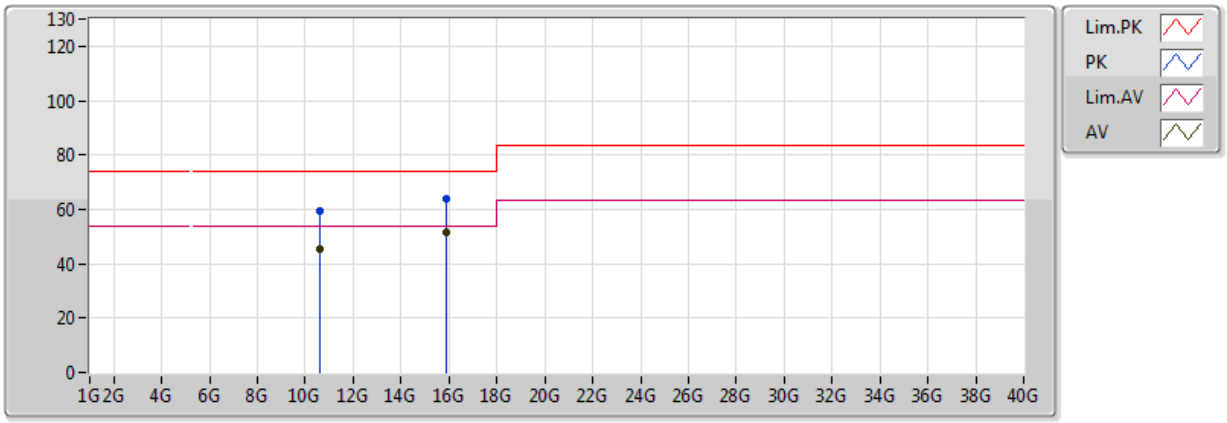

EUT = Z axis

Type	Freq	Level	Limit	Margin	Factor	Dist	Condition	Azimuth	Height	Comments	Raw	AF	CL	PA
	(Hz)	(dBuV/m)	(dBuV/m)	(dB)	(dB)	(m)		(°)	(m)		(dBuV)	(dB)	(dB)	(dB)
AV	10.6G	45.46	54.00	-8.54	13.41	3	Horizontal	47	1.08	-	32.05	39.74	9.32	35.65
AV	15.9G	51.41	54.00	-2.59	13.32	3	Horizontal	29	2.12	-	38.09	37.64	11.52	35.84
PK	10.6G	59.31	74.00	-14.69	13.41	3	Horizontal	47	1.08	-	45.90	39.74	9.32	35.65
PK	15.9G	63.74	74.00	-10.26	13.32	3	Horizontal	29	2.12	-	50.42	37.64	11.52	35.84

802.11ac VHT20_Nss1,(MCS0)_4TX

5320MHz_TX-BF

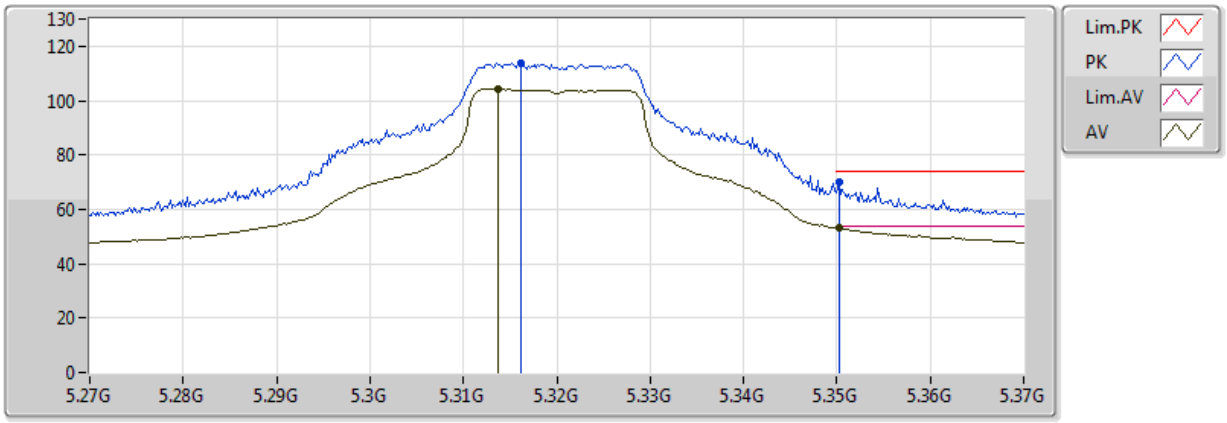

EUT = Z axis

Type	Freq	Level	Limit	Margin	Factor	Dist	Condition	Azimuth	Height	Comments	Raw	AF	CL	PA
	(Hz)	(dBuV/m)	(dBuV/m)	(dB)	(dB)	(m)		(°)	(m)		(dBuV)	(dB)	(dB)	(dB)
AV	5.3138G	104.17	Inf	-Inf	3.07	3	Vertical	160	3.45	-	101.09	31.75	6.51	35.19
AV	5.3502G	53.12	54.00	-0.88	3.11	3	Vertical	160	3.45	-	50.01	31.78	6.52	35.18
PK	5.3162G	113.78	Inf	-Inf	3.08	3	Vertical	160	3.45	-	110.70	31.75	6.51	35.19
PK	5.3502G	70.22	74.00	-3.78	3.11	3	Vertical	160	3.45	-	67.11	31.78	6.52	35.18

802.11ac VHT20_Nss1,(MCS0)_4TX

5320MHz_TX-BF

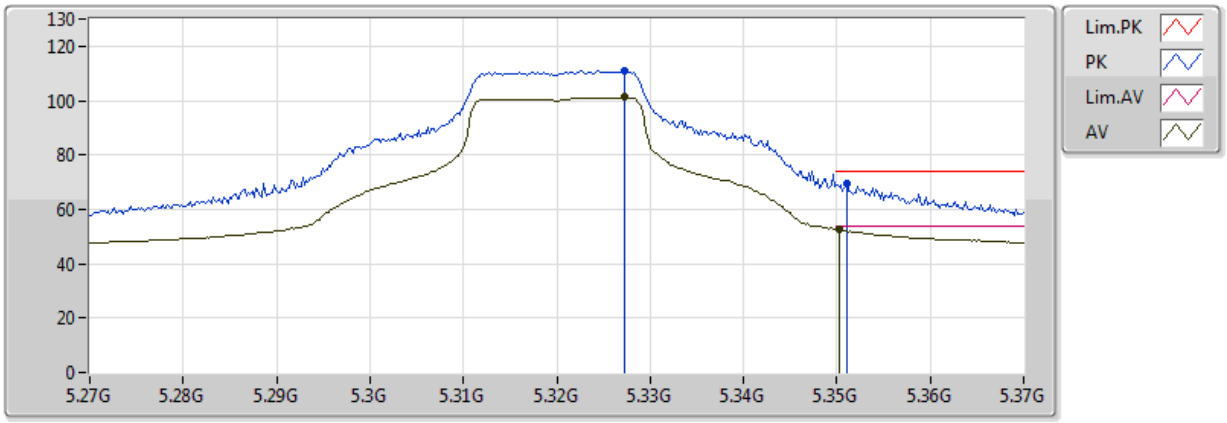

EUT = Z axis

Type	Freq	Level	Limit	Margin	Factor	Dist	Condition	Azimuth	Height	Comments	Raw	AF	CL	PA
	(Hz)	(dBuV/m)	(dBuV/m)	(dB)	(dB)	(m)		(°)	(m)		(dBuV)	(dB)	(dB)	(dB)
AV	5.3272G	101.18	Inf	-Inf	3.09	3	Horizontal	267	1.02	-	98.09	31.76	6.51	35.19
AV	5.3502G	52.49	54.00	-1.51	3.11	3	Horizontal	267	1.02	-	49.38	31.78	6.52	35.18
PK	5.3272G	110.82	Inf	-Inf	3.09	3	Horizontal	267	1.02	-	107.73	31.76	6.51	35.19
PK	5.351G	69.21	74.00	-4.79	3.11	3	Horizontal	267	1.02	-	66.10	31.78	6.52	35.18

802.11ac VHT20_Nss1,(MCS0)_4TX

5320MHz_TX-BF

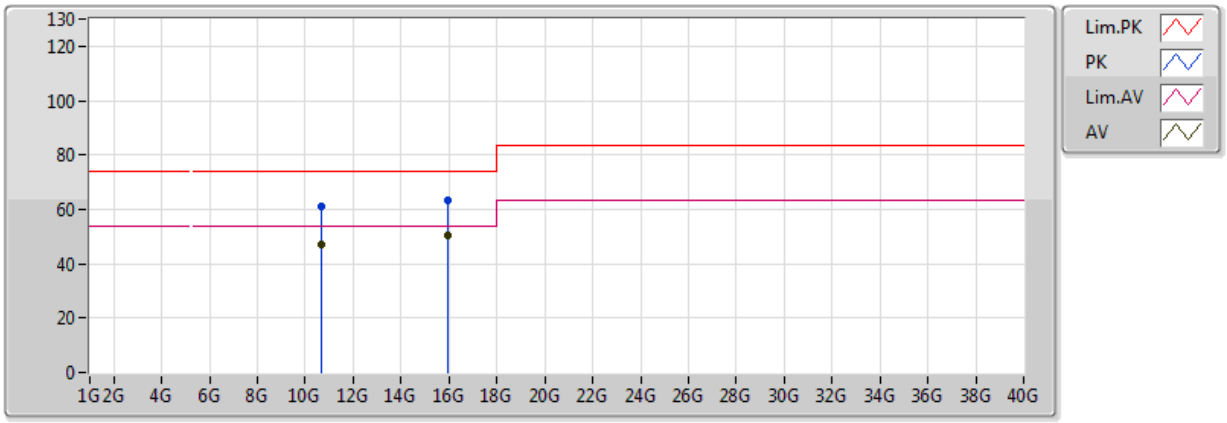

EUT = Z axis

Type	Freq	Level	Limit	Margin	Factor	Dist	Condition	Azimuth	Height	Comments	Raw	AF	CL	PA
	(Hz)	(dBuV/m)	(dBuV/m)	(dB)	(dB)	(m)		(°)	(m)		(dBuV)	(dB)	(dB)	(dB)
AV	10.64G	47.02	54.00	-6.98	13.52	3	Vertical	267	1.81	-	33.50	39.80	9.34	35.62
AV	15.96G	50.62	54.00	-3.38	13.10	3	Vertical	12	1.02	-	37.52	37.44	11.57	35.90
PK	10.64G	61.24	74.00	-12.76	13.52	3	Vertical	267	1.81	-	47.72	39.80	9.34	35.62
PK	15.96G	63.21	74.00	-10.79	13.10	3	Vertical	12	1.02	-	50.11	37.44	11.57	35.90

802.11ac VHT20_Nss1,(MCS0)_4TX

5320MHz_TX-BF

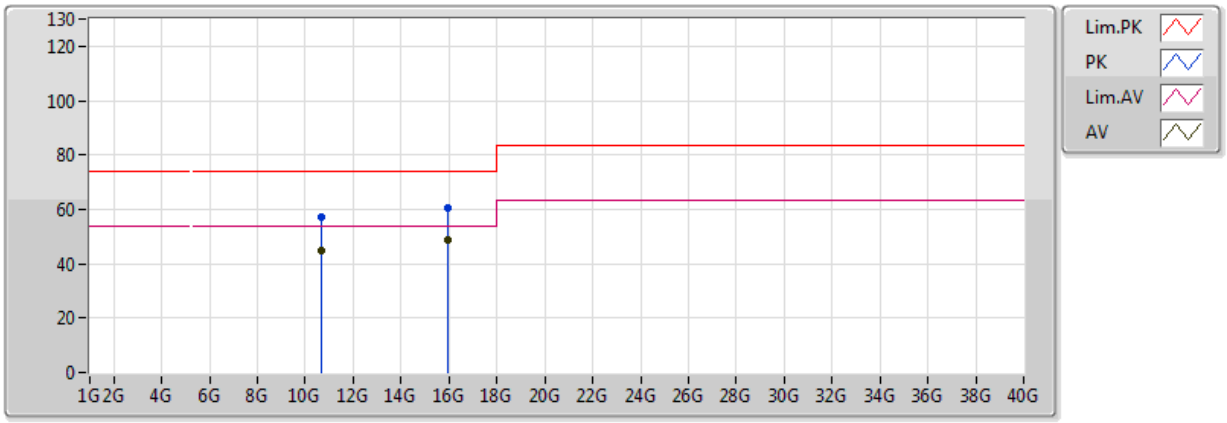

EUT = Z axis

Type	Freq	Level	Limit	Margin	Factor	Dist	Condition	Azimuth	Height	Comments	Raw	AF	CL	PA
	(Hz)	(dBuV/m)	(dBuV/m)	(dB)	(dB)	(m)		(°)	(m)		(dBuV)	(dB)	(dB)	(dB)
AV	10.64G	44.90	54.00	-9.10	13.52	3	Horizontal	18	2.84	-	31.38	39.80	9.34	35.62
AV	15.96G	48.69	54.00	-5.31	13.10	3	Horizontal	29	1.99	-	35.59	37.44	11.57	35.90
PK	10.64G	57.09	74.00	-16.91	13.52	3	Horizontal	18	2.84	-	43.57	39.80	9.34	35.62
PK	15.96G	60.64	74.00	-13.36	13.10	3	Horizontal	29	1.99	-	47.54	37.44	11.57	35.90

802.11ac VHT20_Nss1,(MCS0)_4TX

5500MHz_TX-BF

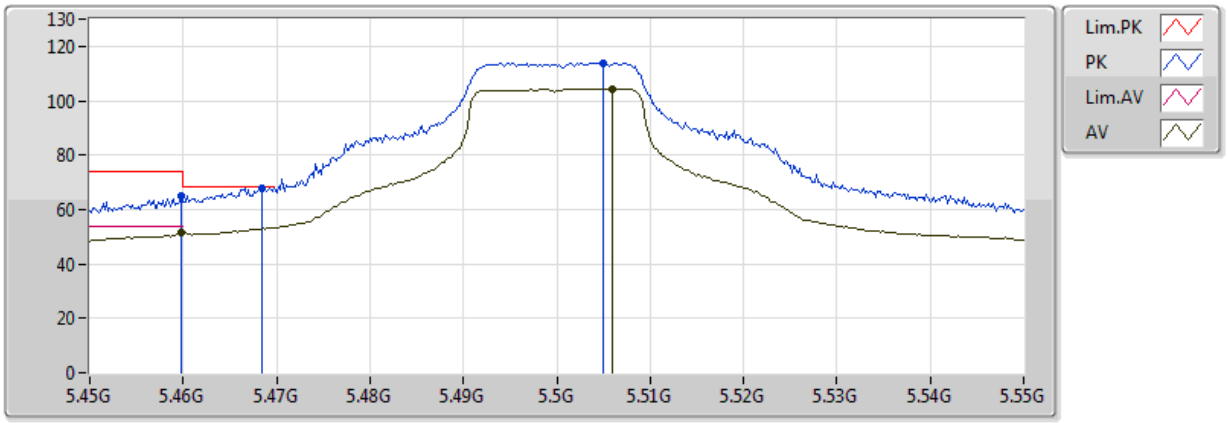

EUT = Z axis

Type	Freq	Level	Limit	Margin	Factor	Dist	Condition	Azimuth	Height	Comments	Raw	AF	CL	PA
	(Hz)	(dBuV/m)	(dBuV/m)	(dB)	(dB)	(m)		(°)	(m)		(dBuV)	(dB)	(dB)	(dB)
AV	5.4598G	51.48	54.00	-2.52	3.23	3	Vertical	337	1.39	-	48.25	31.87	6.53	35.17
AV	5.506G	104.28	Inf	-Inf	3.27	3	Vertical	337	1.39	-	101.00	31.91	6.54	35.17
PK	5.4598G	65.00	74.00	-9.00	3.23	3	Vertical	337	1.39	-	61.77	31.87	6.53	35.17
PK	5.4684G	68.05	68.20	-0.15	3.24	3	Vertical	337	1.39	-	64.81	31.87	6.53	35.17
PK	5.505G	114.02	Inf	-Inf	3.27	3	Vertical	337	1.39	-	110.75	31.91	6.54	35.17

802.11ac VHT20_Nss1,(MCS0)_4TX

5500MHz_TX-BF

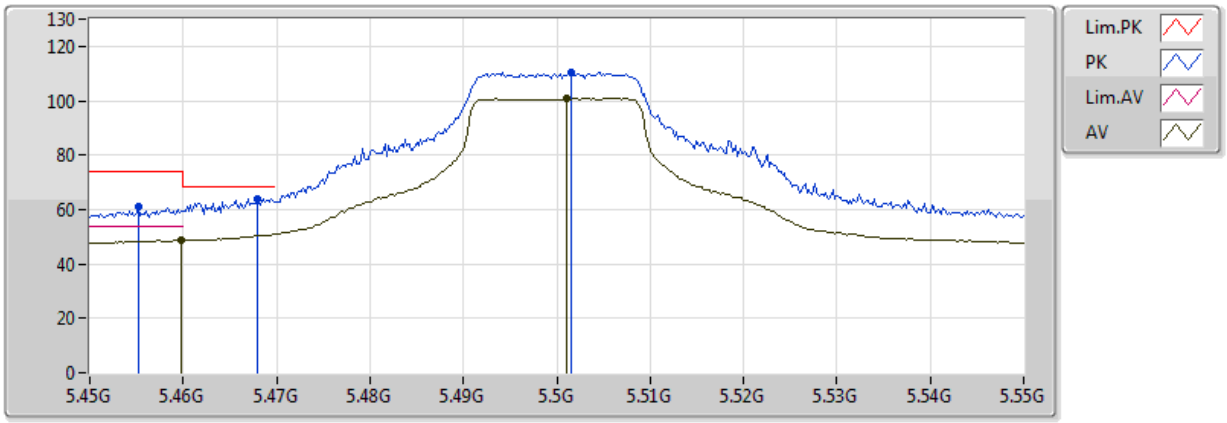

EUT = Z axis

Type	Freq	Level	Limit	Margin	Factor	Dist	Condition	Azimuth	Height	Comments	Raw	AF	CL	PA
	(Hz)	(dBuV/m)	(dBuV/m)	(dB)	(dB)	(m)		(°)	(m)		(dBuV)	(dB)	(dB)	(dB)
AV	5.4598G	48.64	54.00	-5.36	3.23	3	Horizontal	300	1.20	-	45.41	31.87	6.53	35.17
AV	5.501G	100.67	Inf	-Inf	3.27	3	Horizontal	300	1.20	-	97.40	31.90	6.54	35.17
PK	5.4552G	60.88	74.00	-13.12	3.22	3	Horizontal	300	1.20	-	57.66	31.86	6.53	35.17
PK	5.468G	64.14	68.20	-4.06	3.23	3	Horizontal	300	1.20	-	60.91	31.87	6.53	35.17
PK	5.5016G	110.40	Inf	-Inf	3.27	3	Horizontal	300	1.20	-	107.13	31.90	6.54	35.17

802.11ac VHT20_Nss1,(MCS0)_4TX

5500MHz_TX-BF

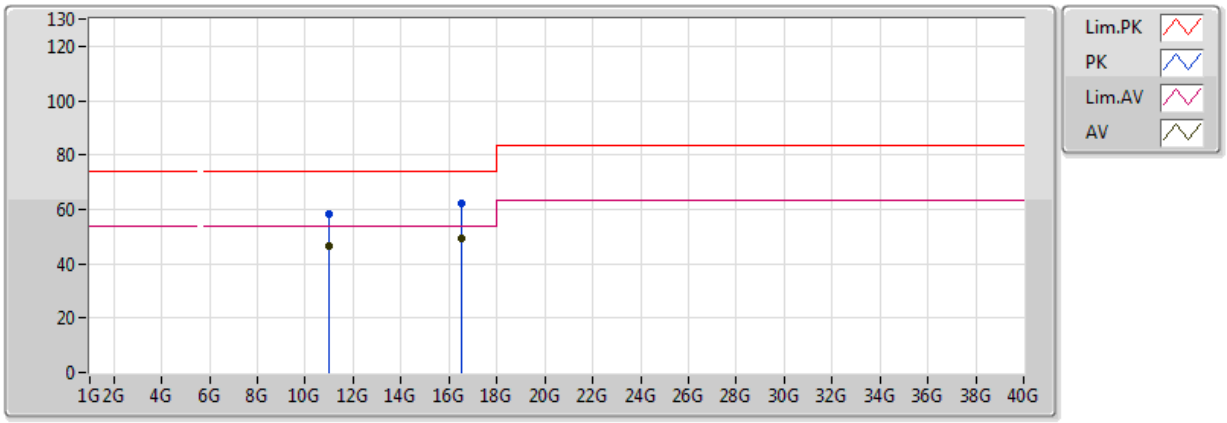

EUT = Z axis

Type	Freq	Level	Limit	Margin	Factor	Dist	Condition	Azimuth	Height	Comments	Raw	AF	CL	PA
	(Hz)	(dBuV/m)	(dBuV/m)	(dB)	(dB)	(m)		(°)	(m)		(dBuV)	(dB)	(dB)	(dB)
AV	11G	46.29	54.00	-7.71	14.46	3	Vertical	301	2.13	-	31.83	40.30	9.54	35.38
AV	16.5G	49.59	54.00	-4.41	14.62	3	Vertical	194	3.09	-	34.97	38.70	11.45	35.53
PK	11G	58.30	74.00	-15.70	14.46	3	Vertical	301	2.13	-	43.84	40.30	9.54	35.38
PK	16.5G	62.13	74.00	-11.87	14.62	3	Vertical	194	3.09	-	47.51	38.70	11.45	35.53

802.11ac VHT20_Nss1,(MCS0)_4TX

5500MHz_TX-BF

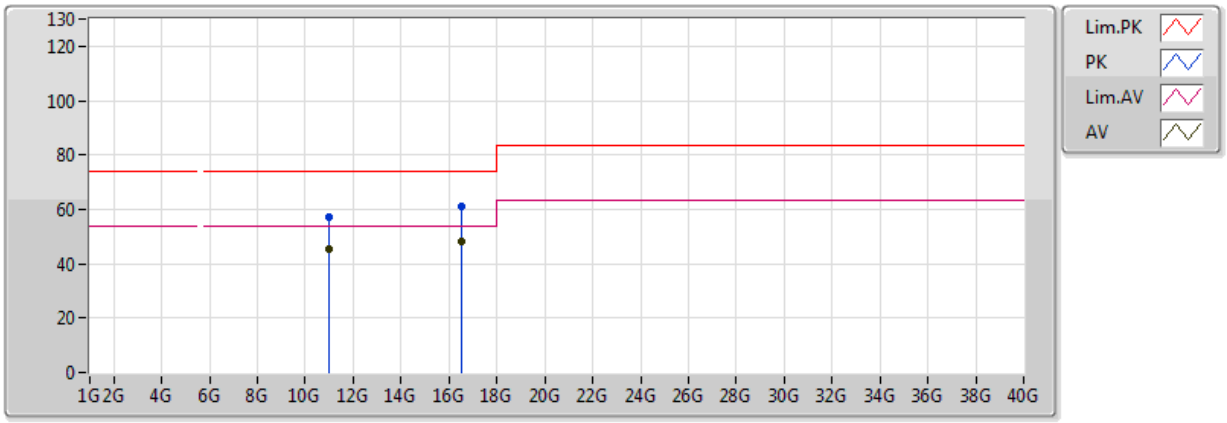

EUT = Z axis

Type	Freq	Level	Limit	Margin	Factor	Dist	Condition	Azimuth	Height	Comments	Raw	AF	CL	PA
	(Hz)	(dBuV/m)	(dBuV/m)	(dB)	(dB)	(m)		(°)	(m)		(dBuV)	(dB)	(dB)	(dB)
AV	11G	45.49	54.00	-8.51	14.46	3	Horizontal	13	1.15	-	31.03	40.30	9.54	35.38
AV	16.5G	48.23	54.00	-5.77	14.62	3	Horizontal	35	2.48	-	33.61	38.70	11.45	35.53
PK	11G	57.11	74.00	-16.89	14.46	3	Horizontal	13	1.15	-	42.65	40.30	9.54	35.38
PK	16.5G	61.24	74.00	-12.76	14.62	3	Horizontal	35	2.48	-	46.62	38.70	11.45	35.53

802.11ac VHT20_Nss1,(MCS0)_4TX

5580MHz_TX-BF

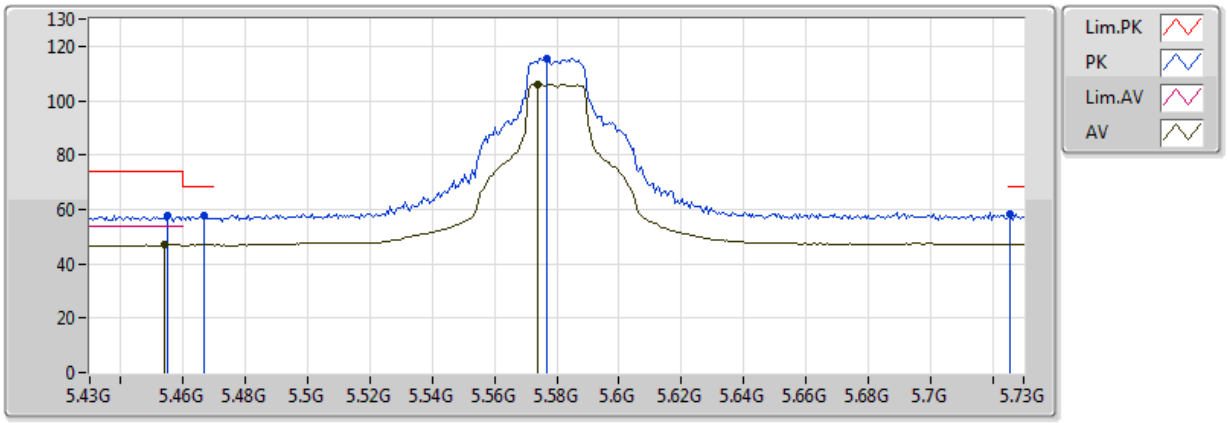

EUT = Z axis

Type	Freq	Level	Limit	Margin	Factor	Dist	Condition	Azimuth	Height	Comments	Raw	AF	CL	PA
	(Hz)	(dBuV/m)	(dBuV/m)	(dB)	(dB)	(m)		(°)	(m)		(dBuV)	(dB)	(dB)	(dB)
AV	5.454G	46.89	54.00	-7.11	3.22	3	Vertical	167	2.64	-	43.67	31.86	6.53	35.17
AV	5.574G	105.79	Inf	-Inf	3.33	3	Vertical	167	2.64	-	102.46	31.99	6.52	35.18
PK	5.4552G	57.89	74.00	-16.11	3.22	3	Vertical	167	2.64	-	54.67	31.86	6.53	35.17
PK	5.4666G	57.50	68.20	-10.70	3.23	3	Vertical	167	2.64	-	54.27	31.87	6.53	35.17
PK	5.577G	115.32	Inf	-Inf	3.33	3	Vertical	167	2.64	-	111.99	31.99	6.52	35.18
PK	5.7258G	58.08	68.20	-10.12	3.46	3	Vertical	167	2.64	-	54.62	32.17	6.47	35.18

802.11ac VHT20_Nss1,(MCS0)_4TX

5580MHz_TX-BF

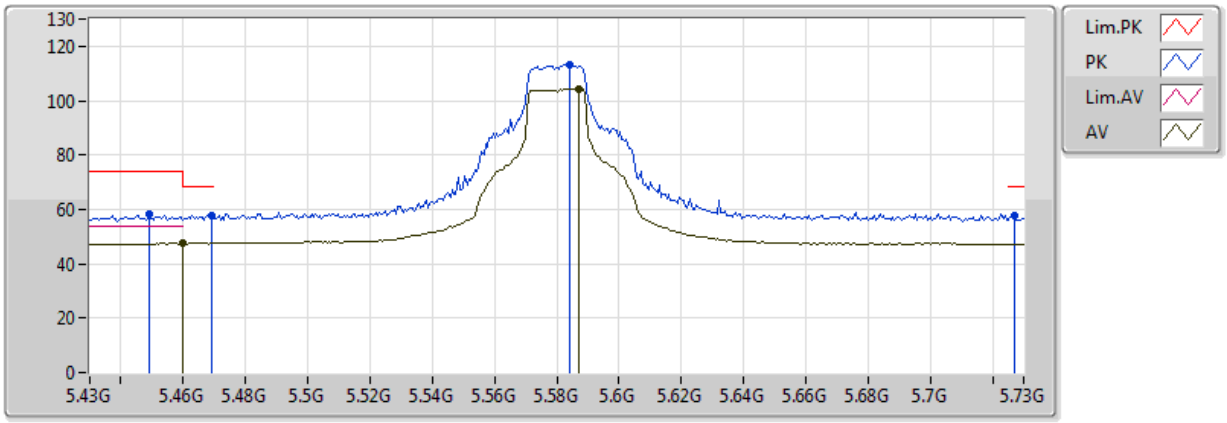

EUT = Z axis

Type	Freq	Level	Limit	Margin	Factor	Dist	Condition	Azimuth	Height	Comments	Raw	AF	CL	PA
	(Hz)	(dBuV/m)	(dBuV/m)	(dB)	(dB)	(m)		(°)	(m)		(dBuV)	(dB)	(dB)	(dB)
AV	5.46G	47.49	54.00	-6.51	3.23	3	Horizontal	301	1.08	-	44.26	31.87	6.53	35.17
AV	5.5872G	104.28	Inf	-Inf	3.34	3	Horizontal	301	1.08	-	100.94	32.00	6.51	35.18
PK	5.4492G	58.13	74.00	-15.87	3.21	3	Horizontal	301	1.08	-	54.92	31.86	6.53	35.18
PK	5.469G	57.96	68.20	-10.24	3.24	3	Horizontal	301	1.08	-	54.72	31.88	6.53	35.17
PK	5.5842G	113.21	Inf	-Inf	3.34	3	Horizontal	301	1.08	-	109.87	32.00	6.51	35.18
PK	5.727G	57.63	68.20	-10.57	3.46	3	Horizontal	301	1.08	-	54.18	32.17	6.47	35.18

802.11ac VHT20_Nss1,(MCS0)_4TX

5580MHz_TX-BF

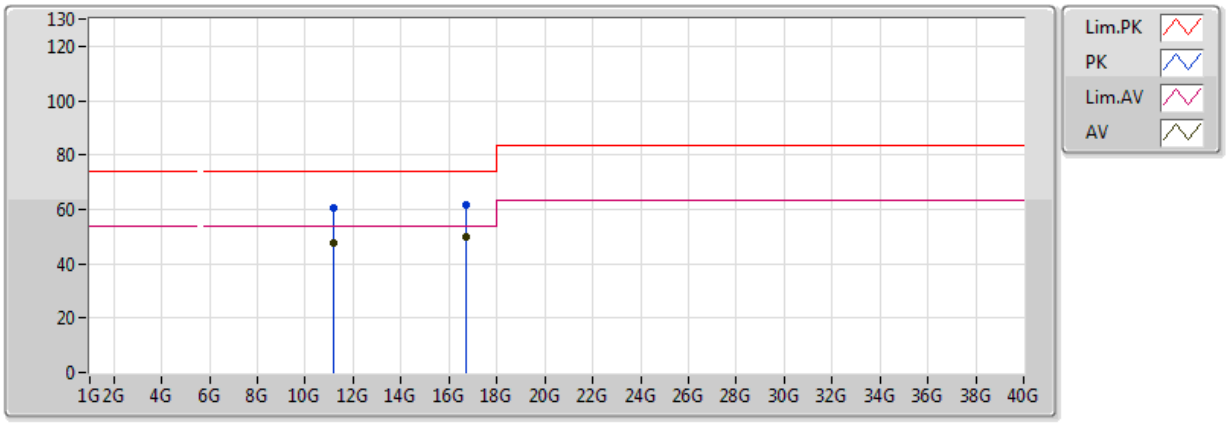

EUT = Z axis

Type	Freq	Level	Limit	Margin	Factor	Dist	Condition	Azimuth	Height	Comments	Raw	AF	CL	PA
	(Hz)	(dBuV/m)	(dBuV/m)	(dB)	(dB)	(m)		(°)	(m)		(dBuV)	(dB)	(dB)	(dB)
AV	11.16G	47.36	54.00	-6.64	14.19	3	Vertical	252	2.81	-	33.17	40.06	9.54	35.41
AV	16.74G	49.75	54.00	-4.25	15.42	3	Vertical	190	2.00	-	34.33	39.37	11.38	35.33
PK	11.16G	60.41	74.00	-13.59	14.19	3	Vertical	252	2.81	-	46.22	40.06	9.54	35.41
PK	16.74G	61.71	74.00	-12.29	15.42	3	Vertical	190	2.00	-	46.29	39.37	11.38	35.33

802.11ac VHT20_Nss1,(MCS0)_4TX

5580MHz_TX-BF

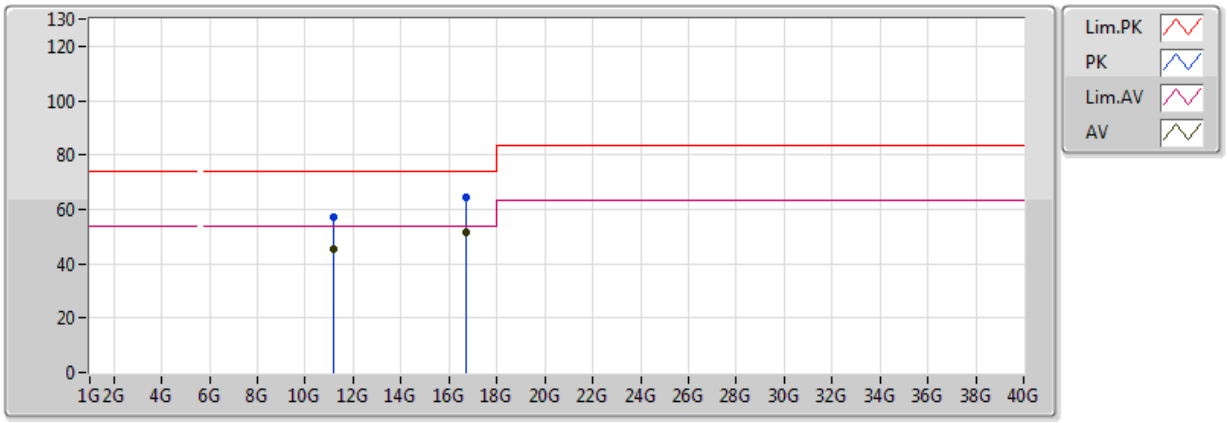

EUT = Z axis

Type	Freq	Level	Limit	Margin	Factor	Dist	Condition	Azimuth	Height	Comments	Raw	AF	CL	PA
	(Hz)	(dBuV/m)	(dBuV/m)	(dB)	(dB)	(m)		(°)	(m)		(dBuV)	(dB)	(dB)	(dB)
AV	11.16G	45.33	54.00	-8.67	14.19	3	Horizontal	31	1.01	-	31.14	40.06	9.54	35.41
AV	16.74G	51.80	54.00	-2.20	15.42	3	Horizontal	51	2.11	-	36.38	39.37	11.38	35.33
PK	11.16G	57.12	74.00	-16.88	14.19	3	Horizontal	31	1.01	-	42.93	40.06	9.54	35.41
PK	16.74G	64.58	74.00	-9.42	15.42	3	Horizontal	51	2.11	-	49.16	39.37	11.38	35.33

802.11ac VHT20_Nss1,(MCS0)_4TX

5700MHz_TX-BF

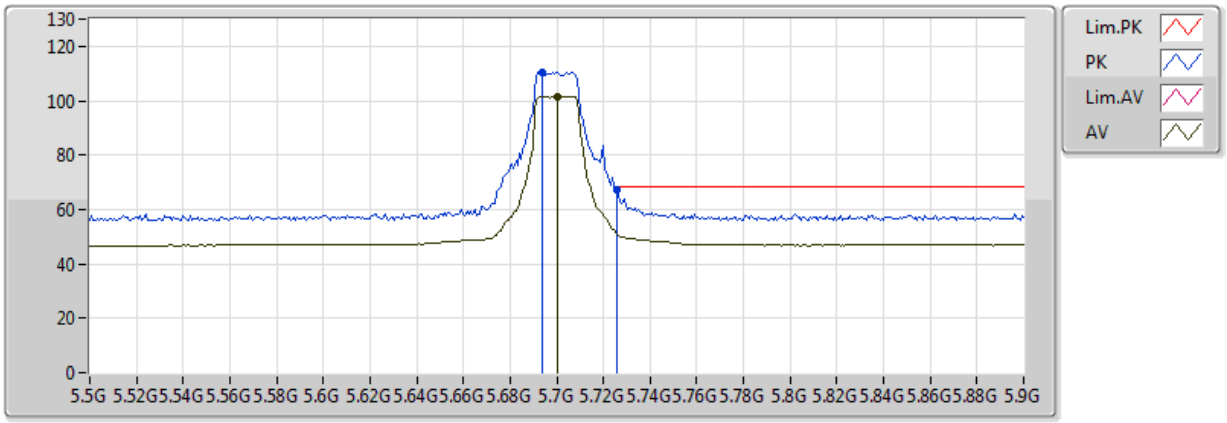

EUT = Z axis

Type	Freq	Level	Limit	Margin	Factor	Dist	Condition	Azimuth	Height	Comments	Raw	AF	CL	PA
	(Hz)	(dBuV/m)	(dBuV/m)	(dB)	(dB)	(m)		(°)	(m)		(dBuV)	(dB)	(dB)	(dB)
AV	5.7G	101.48	Inf	-Inf	3.44	3	Vertical	321	1.50	-	98.04	32.14	6.48	35.18
PK	5.6936G	110.63	Inf	-Inf	3.43	3	Vertical	321	1.50	-	107.20	32.13	6.48	35.18
PK	5.7256G	67.44	68.20	-0.76	3.46	3	Vertical	321	1.50	-	63.98	32.17	6.47	35.18

802.11ac VHT20_Nss1,(MCS0)_4TX

5700MHz_TX-BF

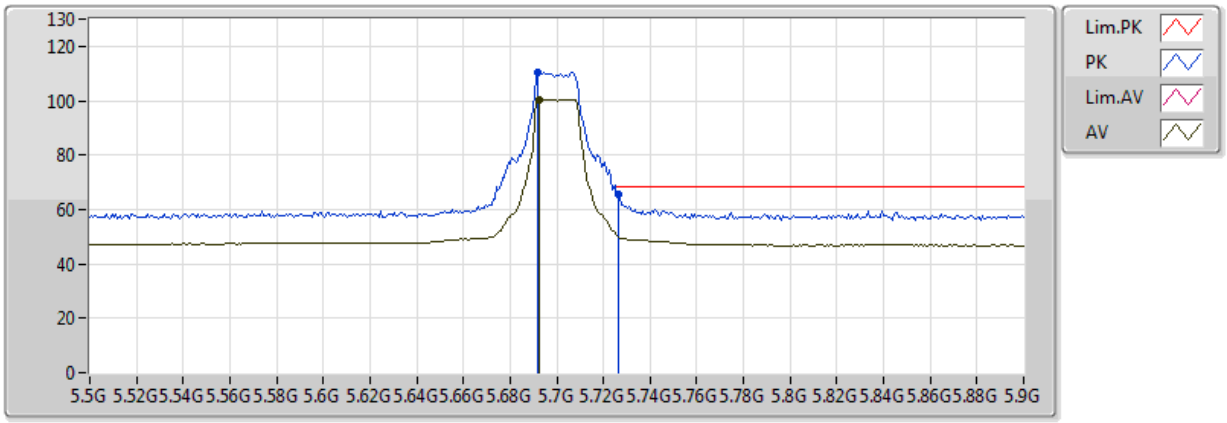

EUT = Z axis

Type	Freq	Level	Limit	Margin	Factor	Dist	Condition	Azimuth	Height	Comments	Raw	AF	CL	PA
	(Hz)	(dBuV/m)	(dBuV/m)	(dB)	(dB)	(m)		(°)	(m)		(dBuV)	(dB)	(dB)	(dB)
AV	5.6928G	100.54	Inf	-Inf	3.43	3	Horizontal	280	1.05	-	97.10	32.13	6.48	35.18
PK	5.692G	110.43	Inf	-Inf	3.43	3	Horizontal	280	1.05	-	107.00	32.13	6.48	35.18
PK	5.7264G	65.59	68.20	-2.61	3.46	3	Horizontal	280	1.05	-	62.13	32.17	6.47	35.18

802.11ac VHT20_Nss1,(MCS0)_4TX

5700MHz_TX-BF

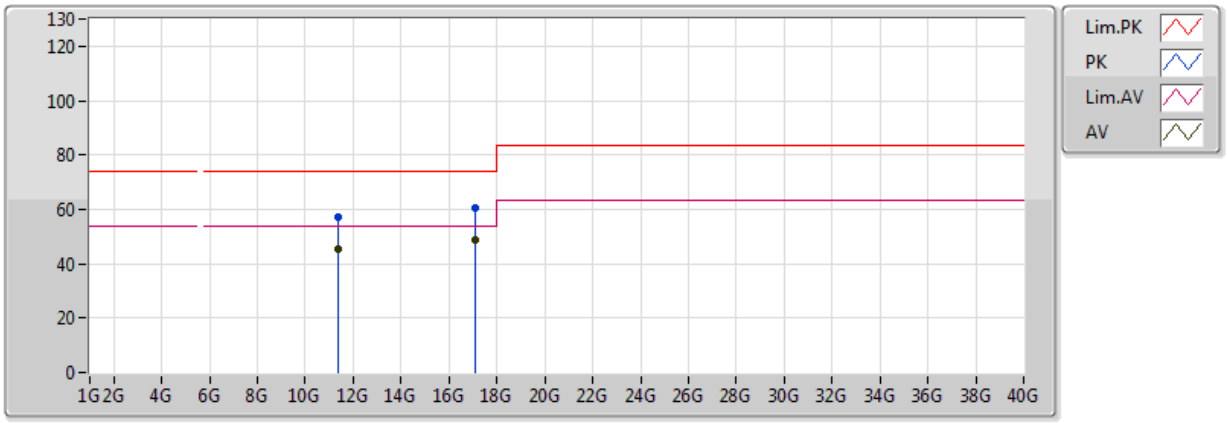

EUT = Z axis

Type	Freq	Level	Limit	Margin	Factor	Dist	Condition	Azimuth	Height	Comments	Raw	AF	CL	PA
	(Hz)	(dBuV/m)	(dBuV/m)	(dB)	(dB)	(m)		(°)	(m)		(dBuV)	(dB)	(dB)	(dB)
AV	11.4G	45.22	54.00	-8.78	13.78	3	Vertical	268	2.41	-	31.44	39.70	9.54	35.46
AV	17.1G	48.72	54.00	-5.28	17.04	3	Vertical	360	1.50	-	31.68	40.83	11.34	35.13
PK	11.4G	57.27	74.00	-16.73	13.78	3	Vertical	268	2.41	-	43.49	39.70	9.54	35.46
PK	17.1G	60.48	74.00	-13.52	17.04	3	Vertical	360	1.50	-	43.44	40.83	11.34	35.13

802.11ac VHT20_Nss1,(MCS0)_4TX

5700MHz_TX-BF

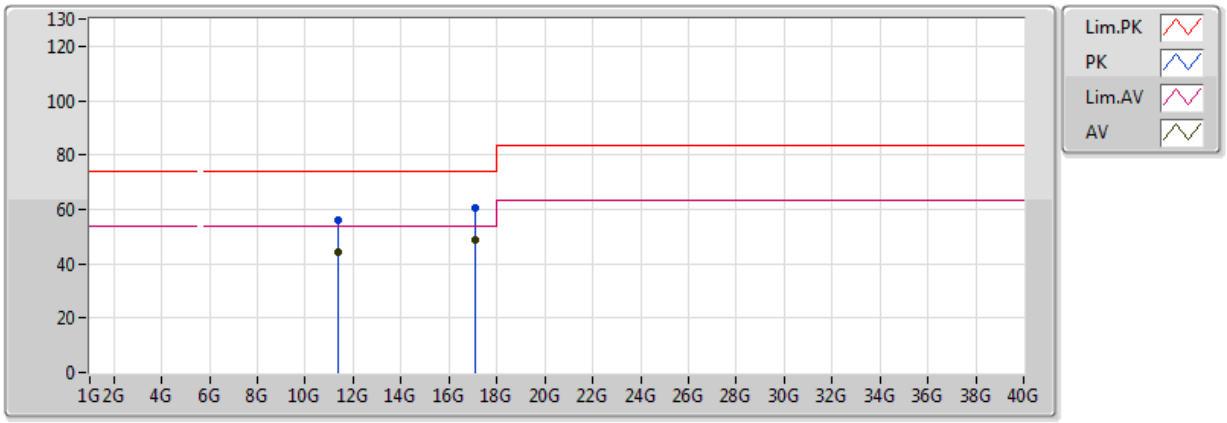

EUT = Z axis

Type	Freq	Level	Limit	Margin	Factor	Dist	Condition	Azimuth	Height	Comments	Raw	AF	CL	PA
	(Hz)	(dBuV/m)	(dBuV/m)	(dB)	(dB)	(m)		(°)	(m)		(dBuV)	(dB)	(dB)	(dB)
AV	11.4G	44.30	54.00	-9.70	13.78	3	Horizontal	169	1.50	-	30.52	39.70	9.54	35.46
AV	17.1G	48.57	54.00	-5.43	17.04	3	Horizontal	0	1.50	-	31.53	40.83	11.34	35.13
PK	11.4G	56.27	74.00	-17.73	13.78	3	Horizontal	169	1.50	-	42.49	39.70	9.54	35.46
PK	17.1G	60.49	74.00	-13.51	17.04	3	Horizontal	0	1.50	-	43.45	40.83	11.34	35.13

802.11ac VHT20_Nss1,(MCS0)_4TX

5720MHz Straddle 5.47-5.725GHz_TX-BF

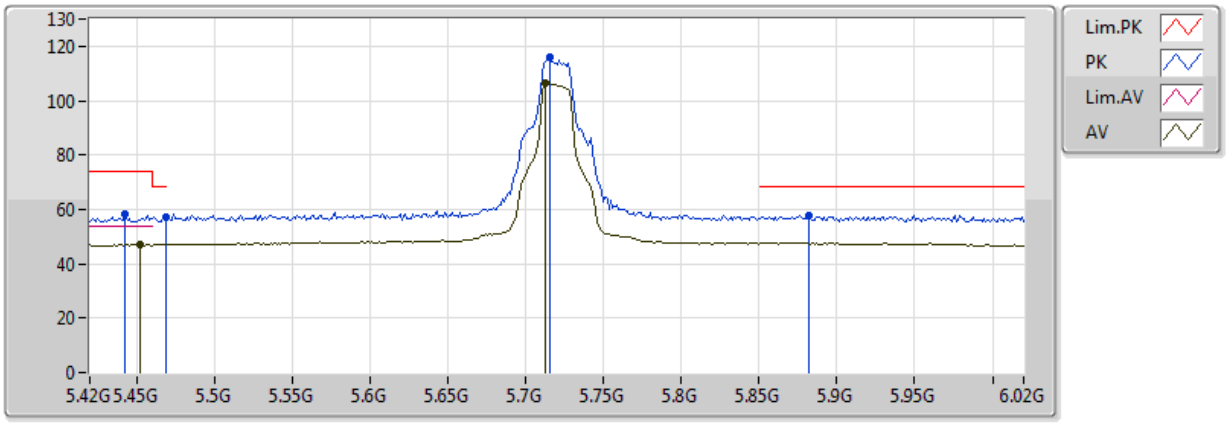

EUT = Z axis

Type	Freq	Level	Limit	Margin	Factor	Dist	Condition	Azimuth	Height	Comments	Raw	AF	CL	PA
	(Hz)	(dBuV/m)	(dBuV/m)	(dB)	(dB)	(m)		(°)	(m)		(dBuV)	(dB)	(dB)	(dB)
AV	5.4524G	46.96	54.00	-7.04	3.22	3	Vertical	347	1.24	-	43.75	31.86	6.53	35.17
AV	5.7128G	106.35	Inf	-Inf	3.45	3	Vertical	347	1.24	-	102.90	32.16	6.47	35.18
PK	5.4428G	58.08	74.00	-15.92	3.21	3	Vertical	347	1.24	-	54.87	31.85	6.53	35.18
PK	5.4692G	57.32	68.20	-10.88	3.24	3	Vertical	347	1.24	-	54.09	31.88	6.53	35.17
PK	5.7152G	115.76	Inf	-Inf	3.45	3	Vertical	347	1.24	-	112.31	32.16	6.47	35.18
PK	5.882G	57.93	68.20	-10.27	3.58	3	Vertical	347	1.24	-	54.34	32.36	6.42	35.19

802.11ac VHT20_Nss1,(MCS0)_4TX

5720MHz Straddle 5.47-5.725GHz_TX-BF

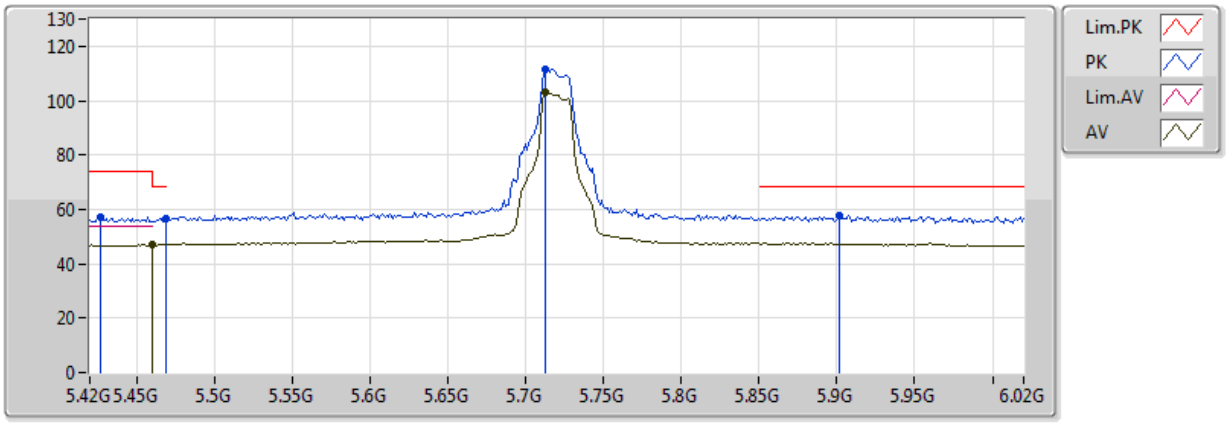

EUT = Z axis

Type	Freq	Level	Limit	Margin	Factor	Dist	Condition	Azimuth	Height	Comments	Raw	AF	CL	PA
	(Hz)	(dBuV/m)	(dBuV/m)	(dB)	(dB)	(m)		(°)	(m)		(dBuV)	(dB)	(dB)	(dB)
AV	5.459995G	46.86	54.00	-7.14	3.23	3	Horizontal	72	1.01	-	43.63	31.87	6.53	35.17
AV	5.7128G	103.05	Inf	-Inf	3.45	3	Horizontal	72	1.01	-	99.61	32.16	6.47	35.18
PK	5.4272G	57.13	74.00	-16.87	3.19	3	Horizontal	72	1.01	-	53.94	31.84	6.53	35.18
PK	5.4692G	56.41	68.20	-11.79	3.24	3	Horizontal	72	1.01	-	53.17	31.88	6.53	35.17
PK	5.7128G	111.51	Inf	-Inf	3.45	3	Horizontal	72	1.01	-	108.06	32.16	6.47	35.18
PK	5.9012G	57.66	68.20	-10.54	3.60	3	Horizontal	72	1.01	-	54.06	32.38	6.41	35.19

802.11ac VHT20_Nss1,(MCS0)_4TX

5720MHz Straddle 5.47-5.725GHz_TX-BF

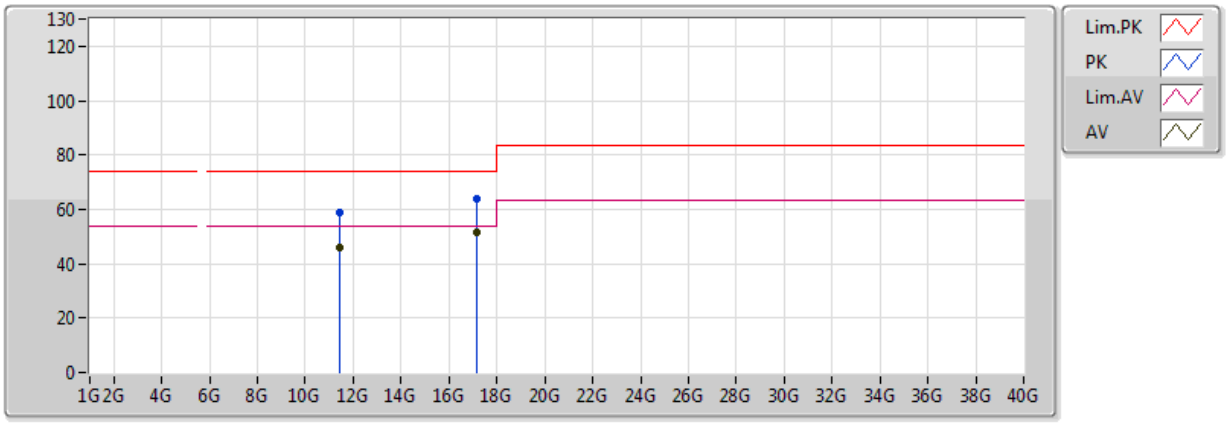

EUT = Z axis

Type	Freq	Level	Limit	Margin	Factor	Dist	Condition	Azimuth	Height	Comments	Raw	AF	CL	PA
	(Hz)	(dBuV/m)	(dBuV/m)	(dB)	(dB)	(m)		(°)	(m)		(dBuV)	(dB)	(dB)	(dB)
AV	11.44G	46.16	54.00	-7.84	13.71	3	Vertical	236	1.86	-	32.45	39.64	9.54	35.47
AV	17.16G	51.42	54.00	-2.58	17.49	3	Vertical	3	1.87	-	33.93	41.27	11.37	35.14
PK	11.44G	58.64	74.00	-15.36	13.71	3	Vertical	236	1.86	-	44.93	39.64	9.54	35.47
PK	17.16G	63.70	74.00	-10.30	17.49	3	Vertical	3	1.87	-	46.21	41.27	11.37	35.14

802.11ac VHT20_Nss1,(MCS0)_4TX

5720MHz Straddle 5.47-5.725GHz_TX-BF

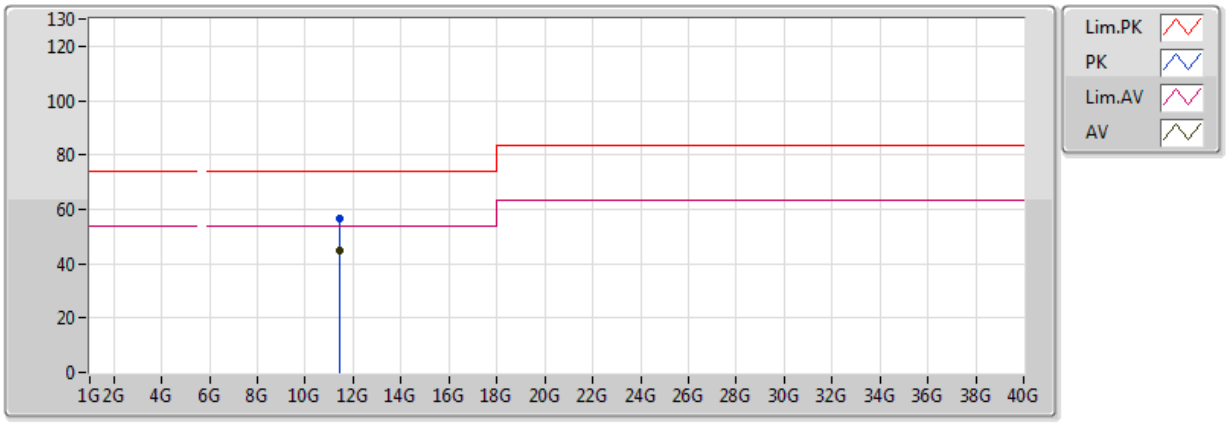

EUT = Z axis

Type	Freq	Level	Limit	Margin	Factor	Dist	Condition	Azimuth	Height	Comments	Raw	AF	CL	PA
	(Hz)	(dBuV/m)	(dBuV/m)	(dB)	(dB)	(m)		(°)	(m)		(dBuV)	(dB)	(dB)	(dB)
AV	11.44G	44.65	54.00	-9.35	13.71	3	Horizontal	360	1.50	-	30.94	39.64	9.54	35.47
PK	11.44G	56.41	74.00	-17.59	13.71	3	Horizontal	360	1.50	-	42.70	39.64	9.54	35.47

802.11ac VHT20_Nss1,(MCS0)_4TX

5745MHz_TX-BF

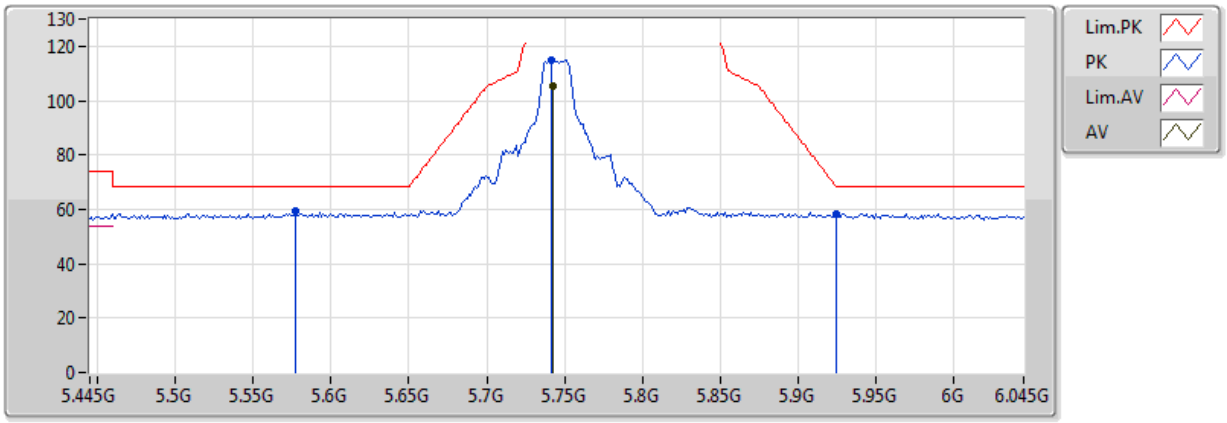

EUT = Z axis

Type	Freq	Level	Limit	Margin	Factor	Dist	Condition	Azimuth	Height	Comments	Raw	AF	CL	PA
	(Hz)	(dBuV/m)	(dBuV/m)	(dB)	(dB)	(m)		(°)	(m)		(dBuV)	(dB)	(dB)	(dB)
AV	5.7426G	105.61	Inf	-Inf	3.47	3	Vertical	345	1.18	-	102.14	32.19	6.46	35.18
PK	5.577G	59.25	68.20	-8.95	3.33	3	Vertical	345	1.18	-	55.91	31.99	6.52	35.18
PK	5.7414G	114.83	Inf	-Inf	3.47	3	Vertical	345	1.18	-	111.36	32.19	6.46	35.18
PK	5.925G	58.51	68.20	-9.69	3.62	3	Vertical	345	1.18	-	54.89	32.41	6.40	35.19

802.11ac VHT20_Nss1,(MCS0)_4TX

5745MHz_TX-BF

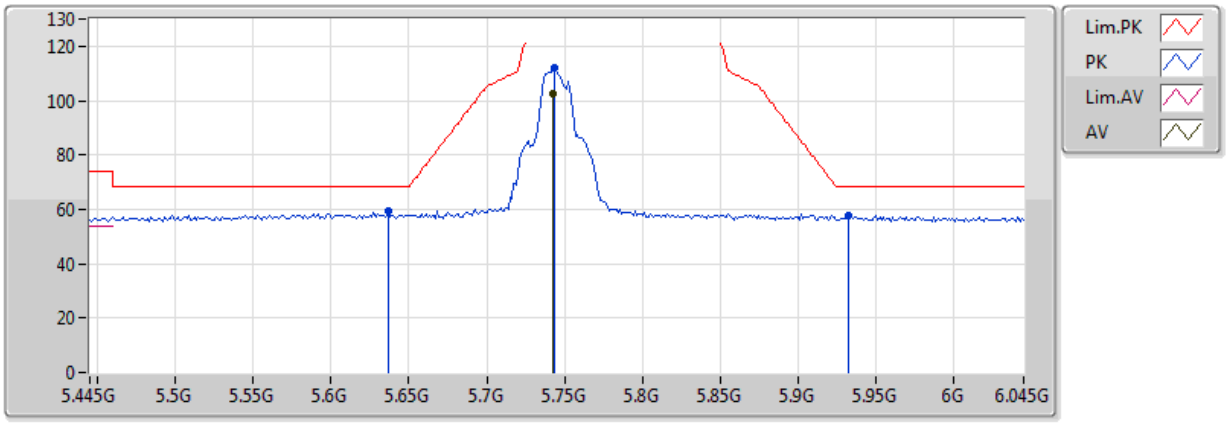

EUT = Z axis

Type	Freq	Level	Limit	Margin	Factor	Dist	Condition	Azimuth	Height	Comments	Raw	AF	CL	PA
	(Hz)	(dBuV/m)	(dBuV/m)	(dB)	(dB)	(m)		(°)	(m)		(dBuV)	(dB)	(dB)	(dB)
AV	5.7426G	102.77	Inf	-Inf	3.47	3	Horizontal	78	1.03	-	99.30	32.19	6.46	35.18
PK	5.637G	59.20	68.20	-9.00	3.38	3	Horizontal	78	1.03	-	55.82	32.06	6.50	35.18
PK	5.7438G	112.27	Inf	-Inf	3.47	3	Horizontal	78	1.03	-	108.80	32.19	6.46	35.18
PK	5.9322G	57.62	68.20	-10.58	3.63	3	Horizontal	78	1.03	-	53.99	32.42	6.40	35.19

802.11ac VHT20_Nss1,(MCS0)_4TX

5745MHz_TX-BF

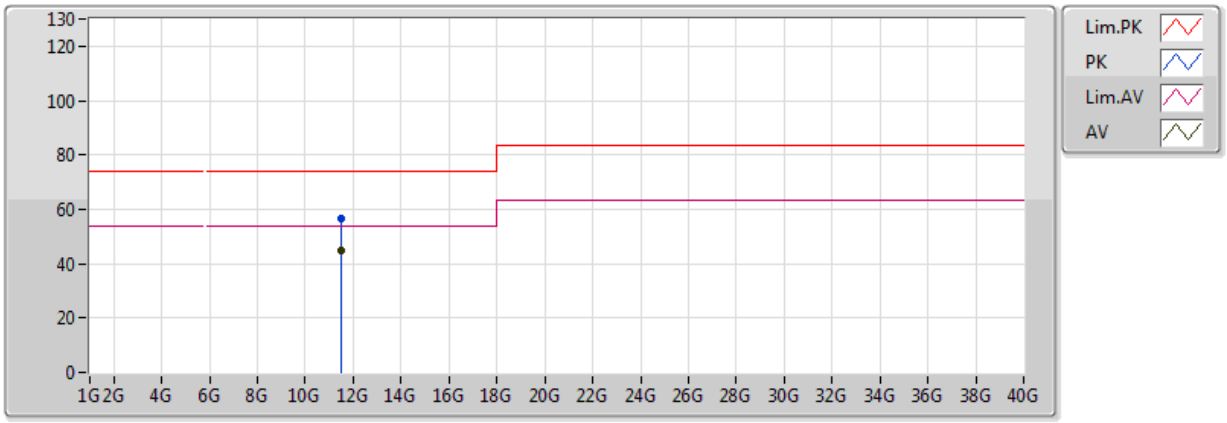

EUT = Z axis

Type	Freq	Level	Limit	Margin	Factor	Dist	Condition	Azimuth	Height	Comments	Raw	AF	CL	PA
	(Hz)	(dBuV/m)	(dBuV/m)	(dB)	(dB)	(m)		(°)	(m)		(dBuV)	(dB)	(dB)	(dB)
AV	11.49G	44.84	54.00	-9.16	13.63	3	Vertical	360	1.50	-	31.21	39.57	9.54	35.48
PK	11.49G	56.34	74.00	-17.66	13.63	3	Vertical	360	1.50	-	42.71	39.57	9.54	35.48

802.11ac VHT20_Nss1,(MCS0)_4TX

5745MHz_TX-BF

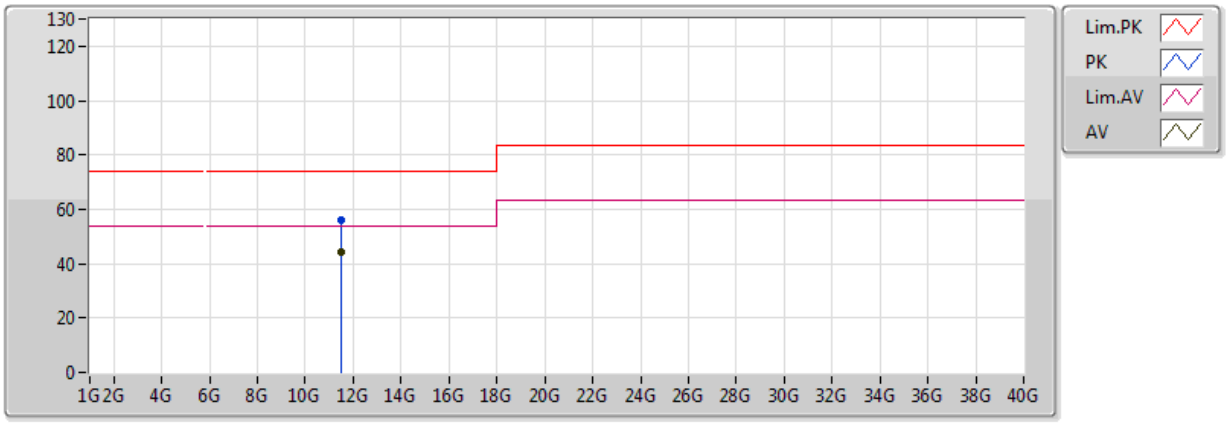

EUT = Z axis

Type	Freq	Level	Limit	Margin	Factor	Dist	Condition	Azimuth	Height	Comments	Raw	AF	CL	PA
	(Hz)	(dBuV/m)	(dBuV/m)	(dB)	(dB)	(m)		(°)	(m)		(dBuV)	(dB)	(dB)	(dB)
AV	11.49G	44.49	54.00	-9.51	13.63	3	Horizontal	0	1.50	-	30.86	39.57	9.54	35.48
PK	11.49G	55.85	74.00	-18.15	13.63	3	Horizontal	0	1.50	-	42.22	39.57	9.54	35.48

802.11ac VHT20_Nss1,(MCS0)_4TX

5785MHz_TX-BF

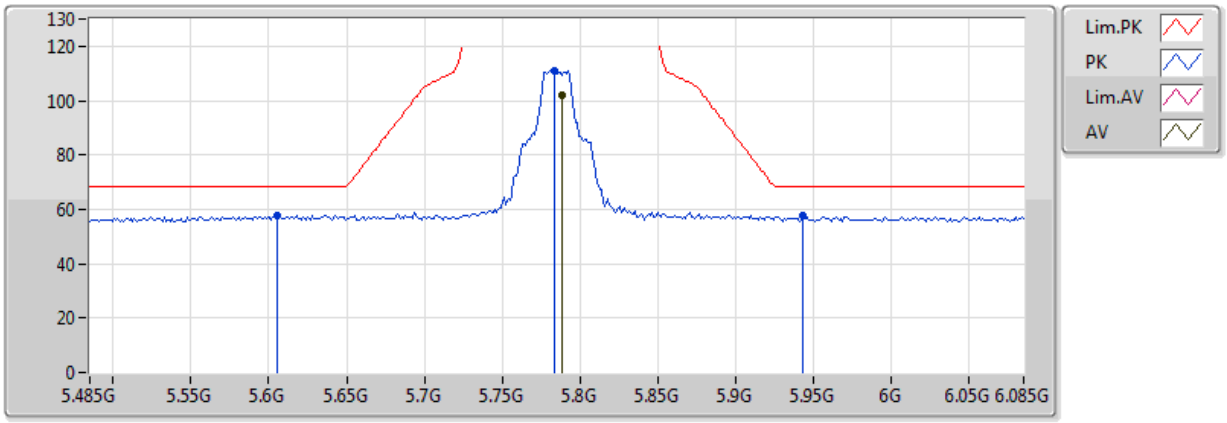

EUT = Z axis

Type	Freq	Level	Limit	Margin	Factor	Dist	Condition	Azimuth	Height	Comments	Raw	AF	CL	PA
	(Hz)	(dBuV/m)	(dBuV/m)	(dB)	(dB)	(m)		(°)	(m)		(dBuV)	(dB)	(dB)	(dB)
AV	5.7886G	101.98	Inf	-Inf	3.50	3	Vertical	328	1.50	-	98.48	32.25	6.44	35.19
PK	5.605G	57.87	68.20	-10.33	3.35	3	Vertical	328	1.50	-	54.51	32.03	6.51	35.18
PK	5.7838G	110.88	Inf	-Inf	3.50	3	Vertical	328	1.50	-	107.38	32.24	6.45	35.19
PK	5.9434G	57.56	68.20	-10.64	3.63	3	Vertical	328	1.50	-	53.92	32.43	6.40	35.19

802.11ac VHT20_Nss1,(MCS0)_4TX

5785MHz_TX-BF

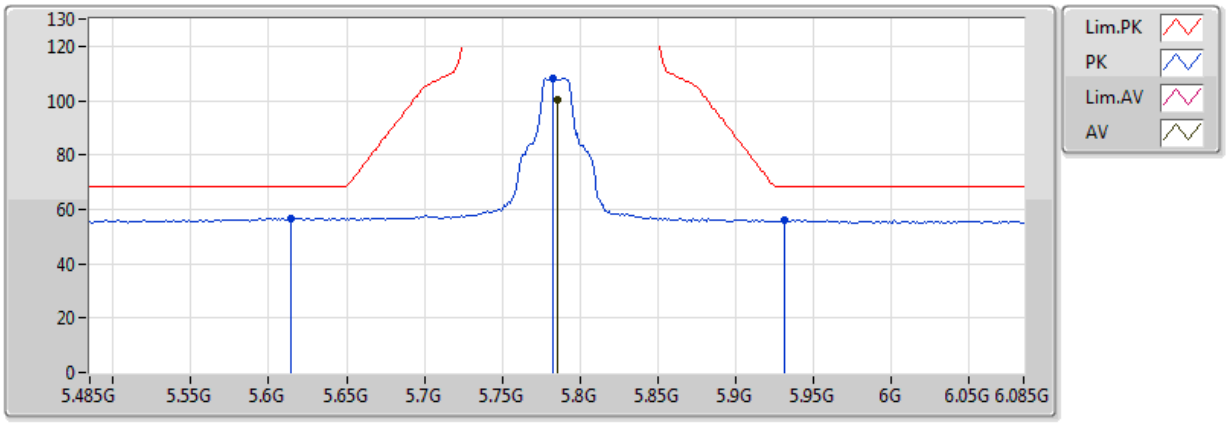

EUT = Z axis

Type	Freq	Level	Limit	Margin	Factor	Dist	Condition	Azimuth	Height	Comments	Raw	AF	CL	PA
	(Hz)	(dBuV/m)	(dBuV/m)	(dB)	(dB)	(m)		(°)	(m)		(dBuV)	(dB)	(dB)	(dB)
AV	5.785G	100.11	Inf	-Inf	3.50	3	Horizontal	84	1.01	-	96.61	32.24	6.45	35.19
PK	5.6146G	56.82	68.20	-11.38	3.36	3	Horizontal	84	1.01	-	53.46	32.04	6.51	35.18
PK	5.7826G	108.20	Inf	-Inf	3.50	3	Horizontal	84	1.01	-	104.70	32.24	6.45	35.19
PK	5.9314G	56.27	68.20	-11.93	3.63	3	Horizontal	84	1.01	-	52.64	32.42	6.40	35.19

802.11ac VHT20_Nss1,(MCS0)_4TX

5785MHz_TX-BF

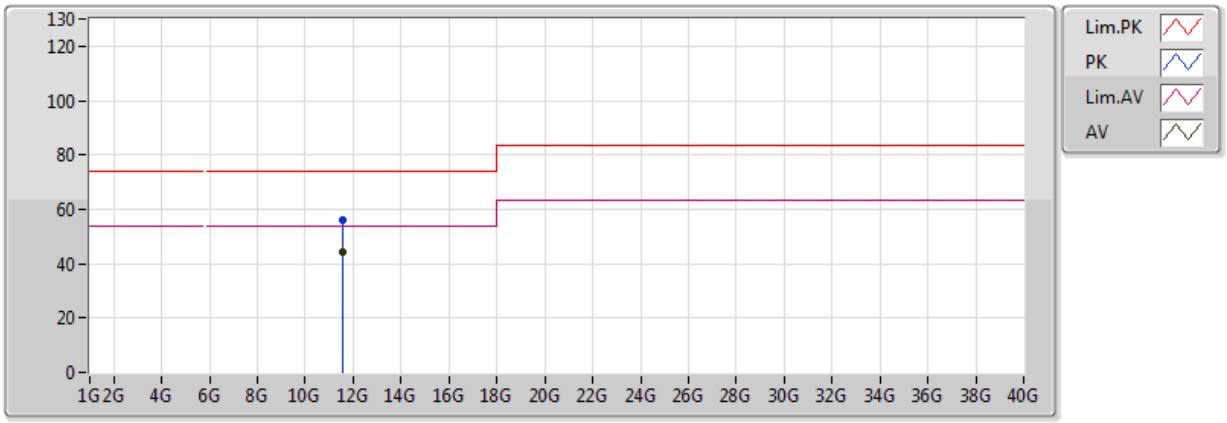

EUT = Z axis

Type	Freq	Level	Limit	Margin	Factor	Dist	Condition	Azimuth	Height	Comments	Raw	AF	CL	PA
	(Hz)	(dBuV/m)	(dBuV/m)	(dB)	(dB)	(m)		(°)	(m)		(dBuV)	(dB)	(dB)	(dB)
AV	11.57G	44.46	54.00	-9.54	13.49	3	Vertical	0	1.50	-	30.97	39.45	9.54	35.49
PK	11.57G	56.18	74.00	-17.82	13.49	3	Vertical	0	1.50	-	42.69	39.45	9.54	35.49

802.11ac VHT20_Nss1,(MCS0)_4TX

5785MHz_TX-BF

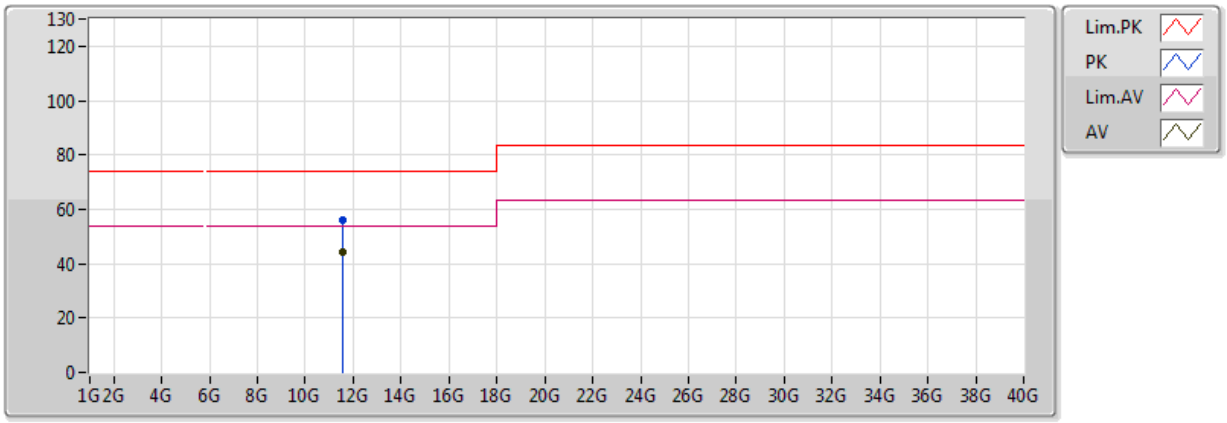

EUT = Z axis

Type	Freq	Level	Limit	Margin	Factor	Dist	Condition	Azimuth	Height	Comments	Raw	AF	CL	PA
	(Hz)	(dBuV/m)	(dBuV/m)	(dB)	(dB)	(m)		(°)	(m)		(dBuV)	(dB)	(dB)	(dB)
AV	11.57G	44.30	54.00	-9.70	13.49	3	Horizontal	360	1.50	-	30.81	39.45	9.54	35.49
PK	11.57G	56.23	74.00	-17.77	13.49	3	Horizontal	360	1.50	-	42.74	39.45	9.54	35.49

802.11ac VHT20_Nss1,(MCS0)_4TX

5825MHz_TX-BF

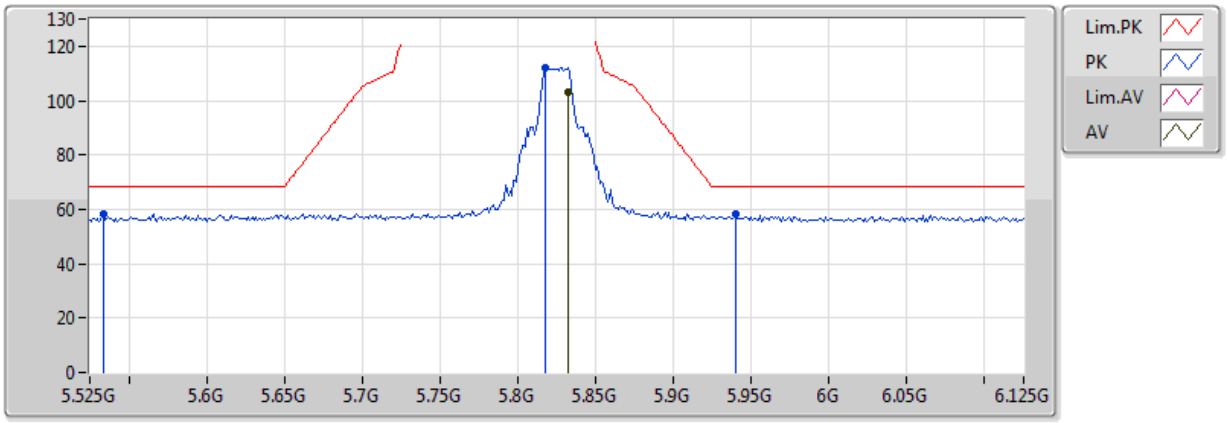

EUT = Z axis

Type	Freq	Level	Limit	Margin	Factor	Dist	Condition	Azimuth	Height	Comments	Raw	AF	CL	PA
	(Hz)	(dBuV/m)	(dBuV/m)	(dB)	(dB)	(m)		(°)	(m)		(dBuV)	(dB)	(dB)	(dB)
AV	5.8322G	103.21	Inf	-Inf	3.54	3	Vertical	328	1.46	-	99.67	32.30	6.43	35.19
PK	5.5334G	58.29	68.20	-9.91	3.30	3	Vertical	328	1.46	-	55.00	31.94	6.53	35.17
PK	5.8178G	112.14	Inf	-Inf	3.53	3	Vertical	328	1.46	-	108.61	32.28	6.43	35.19
PK	5.9402G	58.38	68.20	-9.82	3.63	3	Vertical	328	1.46	-	54.75	32.43	6.40	35.19

802.11ac VHT20_Nss1,(MCS0)_4TX

5825MHz_TX-BF

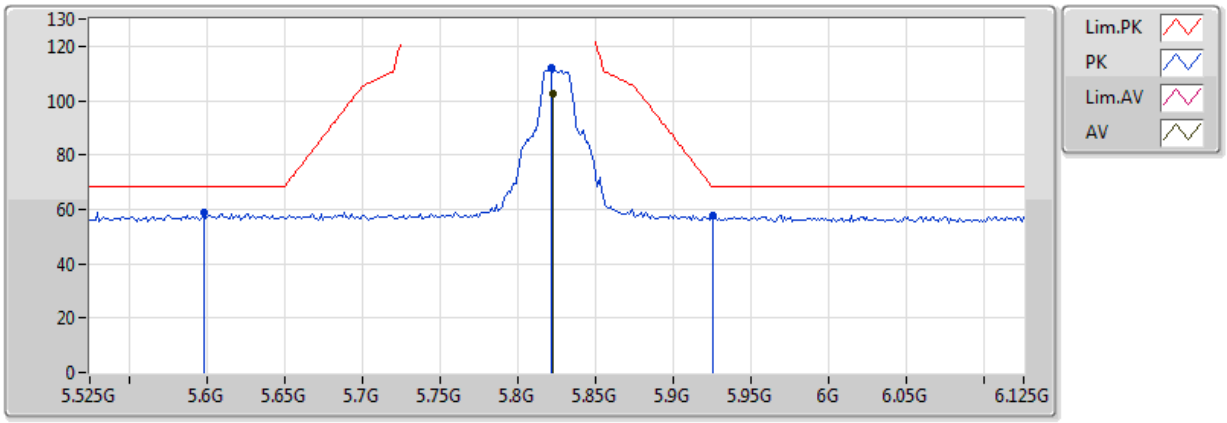

EUT = Z axis

Type	Freq	Level	Limit	Margin	Factor	Dist	Condition	Azimuth	Height	Comments	Raw	AF	CL	PA
	(Hz)	(dBuV/m)	(dBuV/m)	(dB)	(dB)	(m)		(°)	(m)		(dBuV)	(dB)	(dB)	(dB)
AV	5.8226G	102.35	Inf	-Inf	3.53	3	Horizontal	66	1.00	-	98.82	32.29	6.43	35.19
PK	5.5982G	58.71	68.20	-9.49	3.35	3	Horizontal	66	1.00	-	55.36	32.02	6.51	35.18
PK	5.8214G	111.96	Inf	-Inf	3.53	3	Horizontal	66	1.00	-	108.43	32.29	6.43	35.19
PK	5.9258G	57.95	68.20	-10.25	3.62	3	Horizontal	66	1.00	-	54.33	32.41	6.40	35.19

802.11ac VHT20_Nss1,(MCS0)_4TX

5825MHz_TX-BF

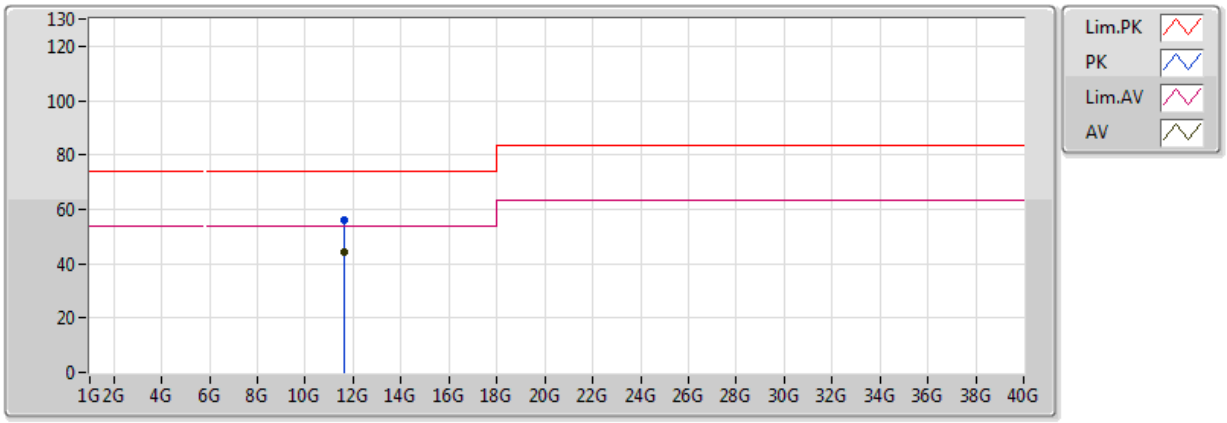

EUT = Z axis

Type	Freq	Level	Limit	Margin	Factor	Dist	Condition	Azimuth	Height	Comments	Raw	AF	CL	PA
	(Hz)	(dBuV/m)	(dBuV/m)	(dB)	(dB)	(m)		(°)	(m)		(dBuV)	(dB)	(dB)	(dB)
AV	11.65G	44.49	54.00	-9.51	13.35	3	Vertical	360	1.50	-	31.14	39.32	9.54	35.51
PK	11.65G	56.00	74.00	-18.00	13.35	3	Vertical	360	1.50	-	42.65	39.32	9.54	35.51

802.11ac VHT20_Nss1,(MCS0)_4TX

5825MHz_TX-BF

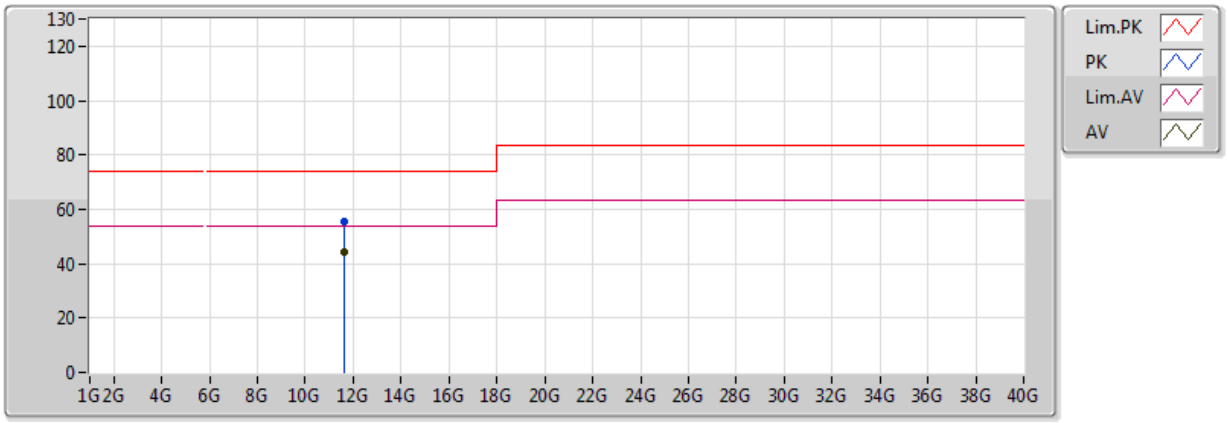

EUT = Z axis

Type	Freq	Level	Limit	Margin	Factor	Dist	Condition	Azimuth	Height	Comments	Raw	AF	CL	PA
	(Hz)	(dBuV/m)	(dBuV/m)	(dB)	(dB)	(m)		(°)	(m)		(dBuV)	(dB)	(dB)	(dB)
AV	11.65G	44.10	54.00	-9.90	13.35	3	Horizontal	0	1.50	-	30.75	39.32	9.54	35.51
PK	11.65G	55.61	74.00	-18.39	13.35	3	Horizontal	0	1.50	-	42.26	39.32	9.54	35.51

802.11ac VHT40_Nss1,(MCS0)_4TX

5190MHz_TX-BF

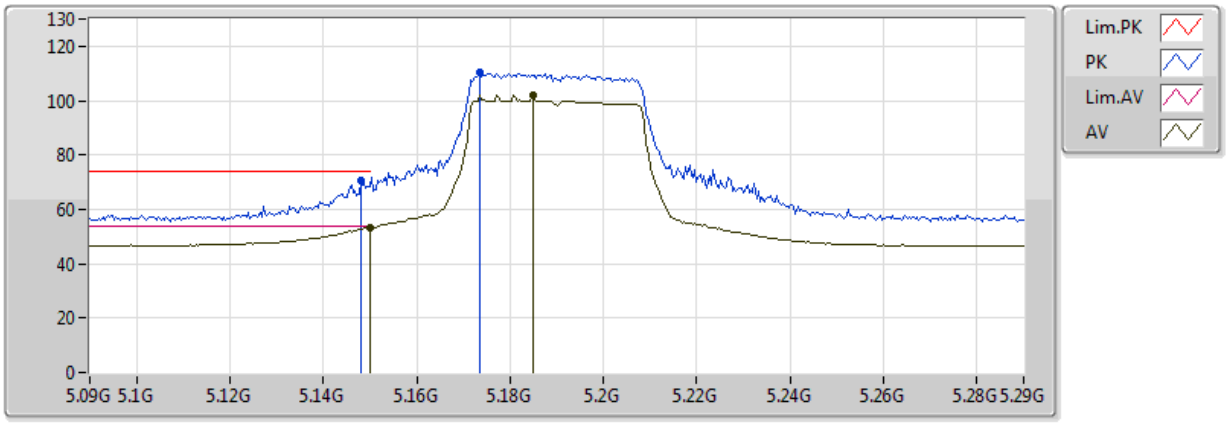

EUT = Z axis

Type	Freq	Level	Limit	Margin	Factor	Dist	Condition	Azimuth	Height	Comments	Raw	AF	CL	PA
	(Hz)	(dBuV/m)	(dBuV/m)	(dB)	(dB)	(m)		(°)	(m)		(dBuV)	(dB)	(dB)	(dB)
AV	5.149995G	53.42	54.00	-0.58	2.90	3	Vertical	166	3.49	-	50.52	31.62	6.48	35.21
AV	5.1848G	102.01	Inf	-Inf	2.93	3	Vertical	166	3.49	-	99.08	31.65	6.49	35.20
PK	5.148G	70.74	74.00	-3.26	2.90	3	Vertical	166	3.49	-	67.84	31.62	6.48	35.21
PK	5.1736G	110.24	Inf	-Inf	2.92	3	Vertical	166	3.49	-	107.31	31.64	6.49	35.20

802.11ac VHT40_Nss1,(MCS0)_4TX

5190MHz_TX-BF

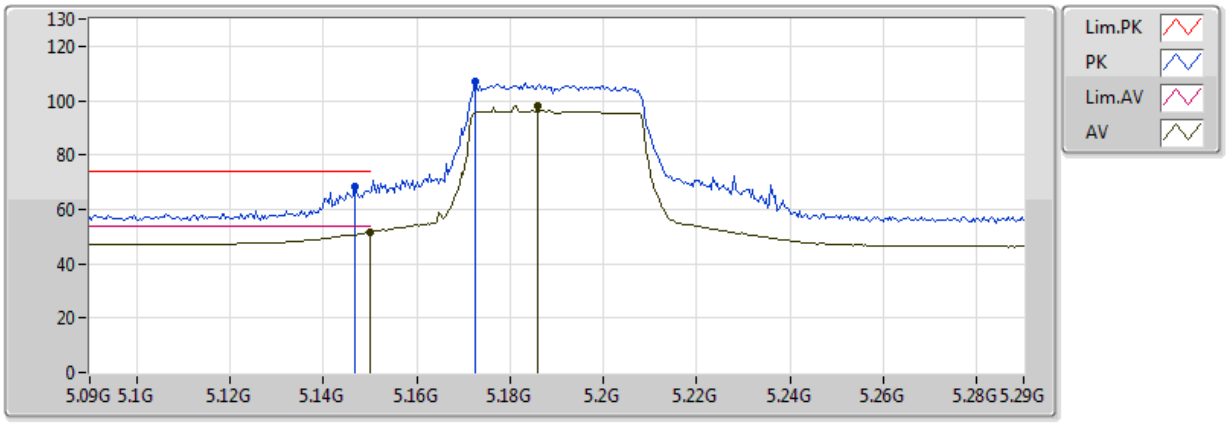

EUT = Z axis

Type	Freq	Level	Limit	Margin	Factor	Dist	Condition	Azimuth	Height	Comments	Raw	AF	CL	PA
	(Hz)	(dBuV/m)	(dBuV/m)	(dB)	(dB)	(m)		(°)	(m)		(dBuV)	(dB)	(dB)	(dB)
AV	5.149995G	51.49	54.00	-2.51	2.90	3	Horizontal	285	1.05	-	48.59	31.62	6.48	35.21
AV	5.186G	98.09	Inf	-Inf	2.94	3	Horizontal	285	1.05	-	95.16	31.65	6.49	35.20
PK	5.1468G	68.46	74.00	-5.54	2.90	3	Horizontal	285	1.05	-	65.56	31.62	6.48	35.21
PK	5.1724G	106.79	Inf	-Inf	2.92	3	Horizontal	285	1.05	-	103.87	31.64	6.49	35.20

802.11ac VHT40_Nss1,(MCS0)_4TX

5190MHz_TX-BF

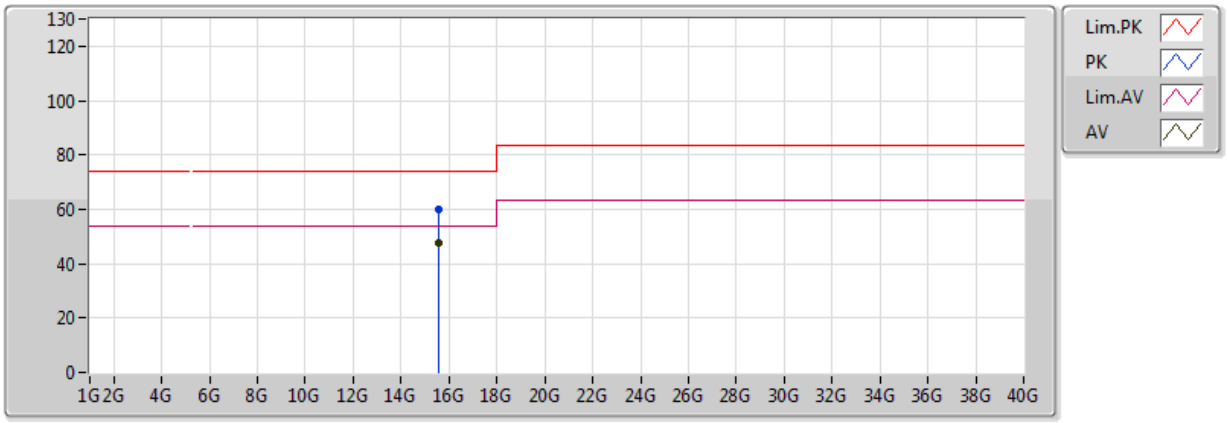

EUT = Z axis

Type	Freq	Level	Limit	Margin	Factor	Dist	Condition	Azimuth	Height	Comments	Raw	AF	CL	PA
	(Hz)	(dBuV/m)	(dBuV/m)	(dB)	(dB)	(m)		(°)	(m)		(dBuV)	(dB)	(dB)	(dB)
AV	15.57G	47.49	54.00	-6.51	17.60	3	Vertical	169	1.38	-	29.89	38.78	10.88	32.06
PK	15.57G	59.69	74.00	-14.31	17.60	3	Vertical	169	1.38	-	42.09	38.78	10.88	32.06

802.11ac VHT40_Nss1,(MCS0)_4TX

5190MHz_TX-BF

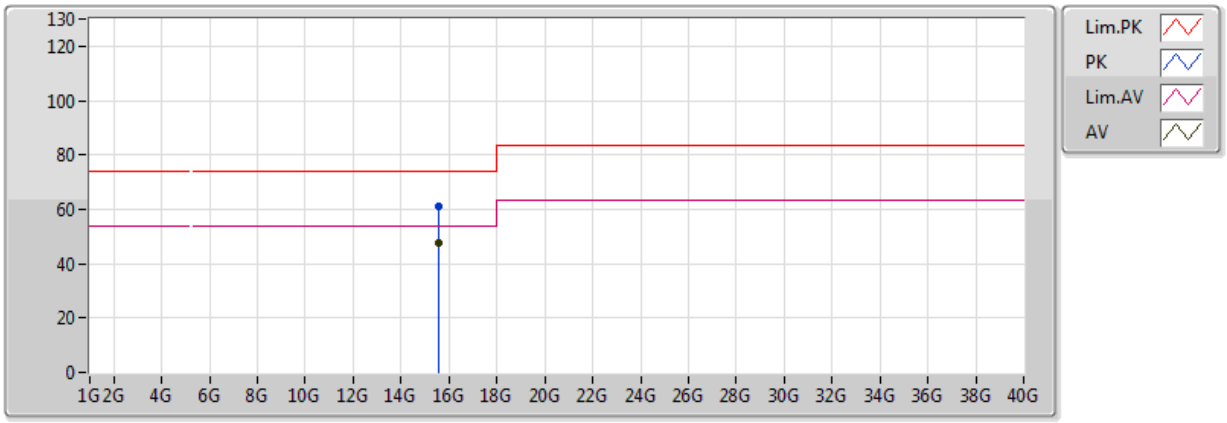

EUT = Z axis

Type	Freq	Level	Limit	Margin	Factor	Dist	Condition	Azimuth	Height	Comments	Raw	AF	CL	PA
	(Hz)	(dBuV/m)	(dBuV/m)	(dB)	(dB)	(m)		(°)	(m)		(dBuV)	(dB)	(dB)	(dB)
AV	15.57G	47.57	54.00	-6.43	17.60	3	Horizontal	301	1.06	-	29.97	38.78	10.88	32.06
PK	15.57G	61.12	74.00	-12.88	17.60	3	Horizontal	301	1.06	-	43.52	38.78	10.88	32.06

802.11ac VHT40_Nss1,(MCS0)_4TX

5230MHz_TX-BF

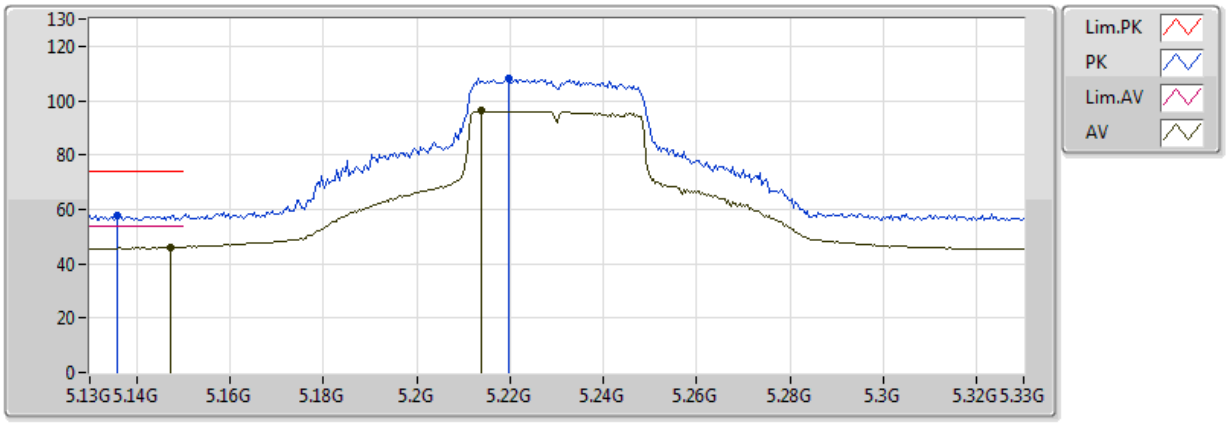

EUT = Z axis

Type	Freq	Level	Limit	Margin	Factor	Dist	Condition	Azimuth	Height	Comments	Raw	AF	CL	PA
	(Hz)	(dBuV/m)	(dBuV/m)	(dB)	(dB)	(m)		(°)	(m)		(dBuV)	(dB)	(dB)	(dB)
AV	5.1472G	46.17	54.00	-7.83	7.24	3	Vertical	167	1.50	-	38.92	31.68	5.64	30.07
AV	5.214G	96.13	Inf	-Inf	7.39	3	Vertical	167	1.50	-	88.74	31.76	5.70	30.07
PK	5.136G	57.89	74.00	-16.11	7.22	3	Vertical	167	1.50	-	50.68	31.66	5.63	30.07
PK	5.2196G	108.29	Inf	-Inf	7.40	3	Vertical	167	1.50	-	100.89	31.76	5.71	30.07

802.11ac VHT40_Nss1,(MCS0)_4TX

5230MHz_TX-BF

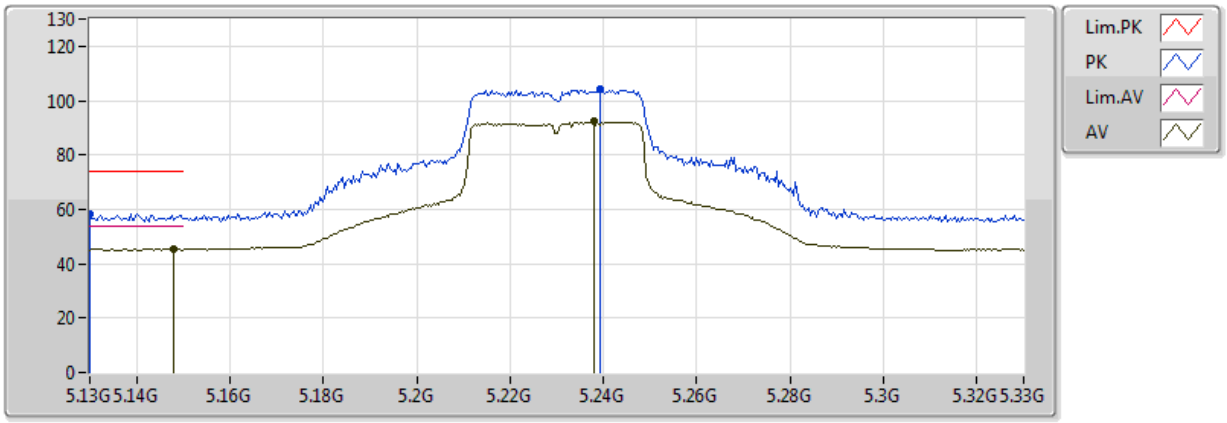

EUT = Z axis

Type	Freq	Level	Limit	Margin	Factor	Dist	Condition	Azimuth	Height	Comments	Raw	AF	CL	PA
	(Hz)	(dBuV/m)	(dBuV/m)	(dB)	(dB)	(m)		(°)	(m)		(dBuV)	(dB)	(dB)	(dB)
AV	5.148G	45.44	54.00	-8.56	7.25	3	Horizontal	255	1.50	-	38.20	31.68	5.64	30.07
AV	5.238G	92.18	Inf	-Inf	7.44	3	Horizontal	255	1.50	-	84.73	31.79	5.72	30.07
PK	5.13G	58.45	74.00	-15.55	7.21	3	Horizontal	255	1.50	-	51.24	31.66	5.62	30.07
PK	5.2392G	103.97	Inf	-Inf	7.45	3	Horizontal	255	1.50	-	96.53	31.79	5.73	30.07

802.11ac VHT40_Nss1,(MCS0)_4TX

5230MHz_TX-BF

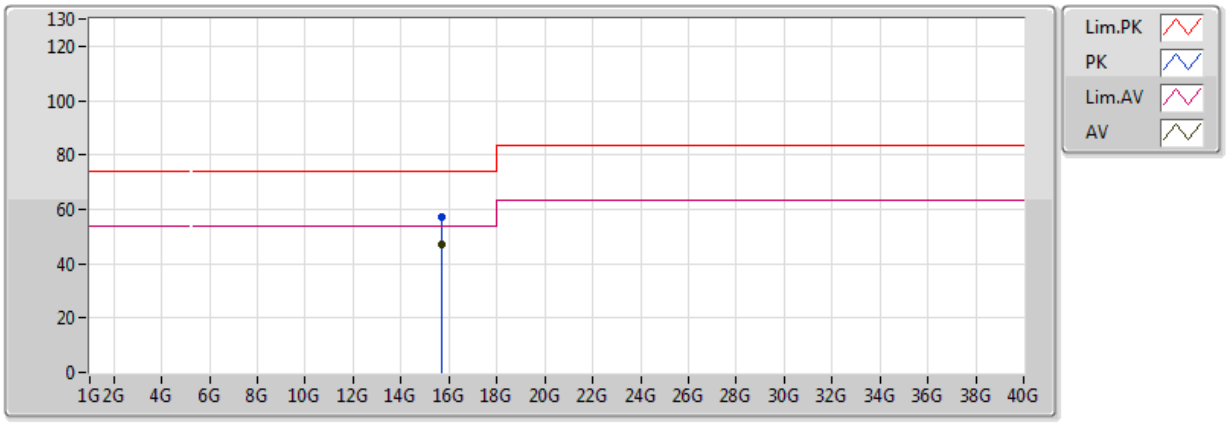

EUT = Z axis

Type	Freq	Level	Limit	Margin	Factor	Dist	Condition	Azimuth	Height	Comments	Raw	AF	CL	PA
	(Hz)	(dBuV/m)	(dBuV/m)	(dB)	(dB)	(m)		(°)	(m)		(dBuV)	(dB)	(dB)	(dB)
AV	15.69G	46.82	54.00	-7.18	17.19	3	Vertical	168	1.50	-	29.63	38.31	10.98	32.09
PK	15.69G	57.03	74.00	-16.97	17.19	3	Vertical	168	1.50	-	39.84	38.31	10.98	32.09

802.11ac VHT40_Nss1,(MCS0)_4TX

5230MHz_TX-BF

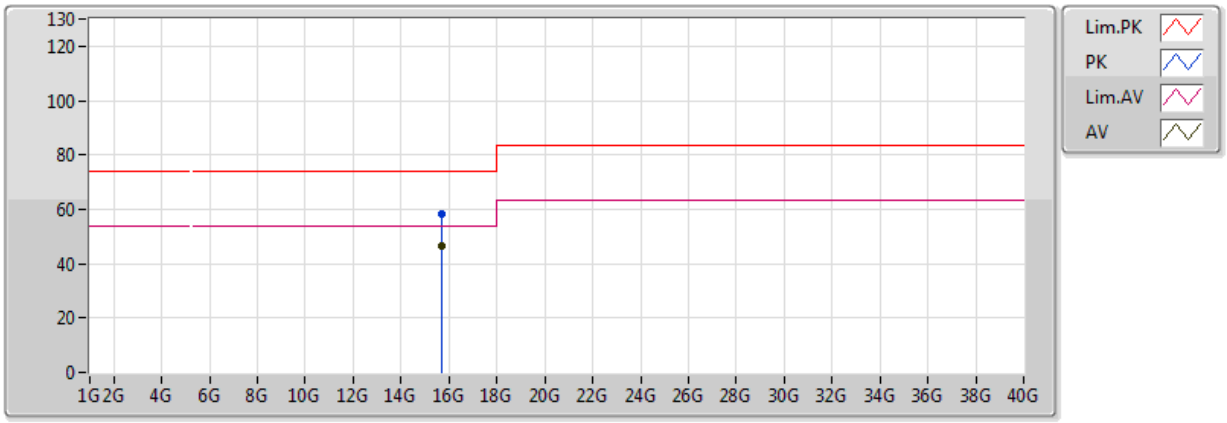

EUT = Z axis

Type	Freq	Level	Limit	Margin	Factor	Dist	Condition	Azimuth	Height	Comments	Raw	AF	CL	PA
	(Hz)	(dBuV/m)	(dBuV/m)	(dB)	(dB)	(m)		(°)	(m)		(dBuV)	(dB)	(dB)	(dB)
AV	15.69G	46.34	54.00	-7.66	17.19	3	Horizontal	322	1.02	-	29.15	38.31	10.98	32.09
PK	15.69G	58.34	74.00	-15.66	17.19	3	Horizontal	322	1.02	-	41.15	38.31	10.98	32.09

802.11ac VHT40_Nss1,(MCS0)_4TX

5270MHz_TX-BF

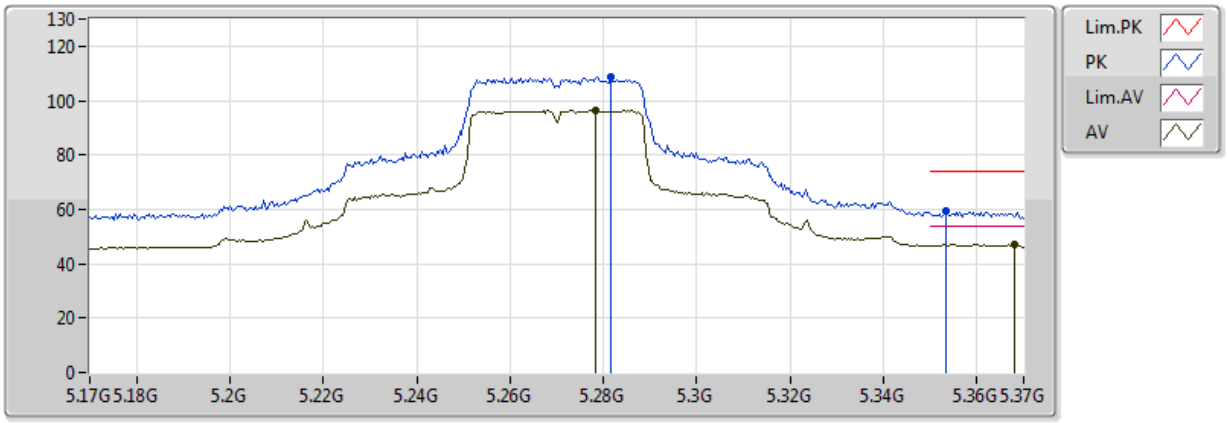

EUT = Z axis

Type	Freq	Level	Limit	Margin	Factor	Dist	Condition	Azimuth	Height	Comments	Raw	AF	CL	PA
	(Hz)	(dBuV/m)	(dBuV/m)	(dB)	(dB)	(m)		(°)	(m)		(dBuV)	(dB)	(dB)	(dB)
AV	5.2784G	96.23	Inf	-Inf	7.53	3	Vertical	168	1.49	-	88.70	31.83	5.76	30.06
AV	5.368G	46.98	54.00	-7.02	7.73	3	Vertical	168	1.49	-	39.25	31.94	5.85	30.06
PK	5.2816G	108.77	Inf	-Inf	7.54	3	Vertical	168	1.49	-	101.23	31.84	5.76	30.06
PK	5.3532G	59.21	74.00	-14.79	7.70	3	Vertical	168	1.49	-	51.51	31.92	5.83	30.06

802.11ac VHT40_Nss1,(MCS0)_4TX

5270MHz_TX-BF

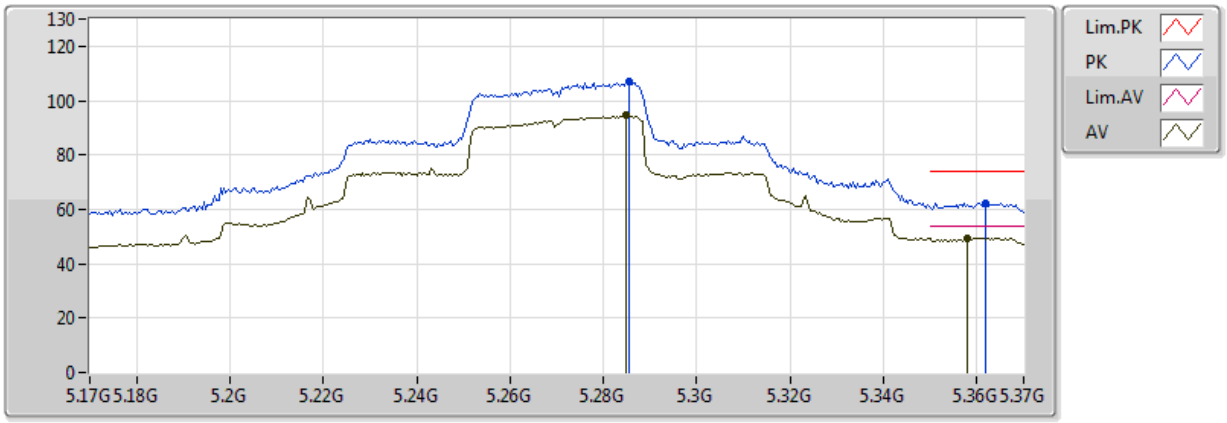

EUT = Z axis

Type	Freq	Level	Limit	Margin	Factor	Dist	Condition	Azimuth	Height	Comments	Raw	AF	CL	PA
	(Hz)	(dBuV/m)	(dBuV/m)	(dB)	(dB)	(m)		(°)	(m)		(dBuV)	(dB)	(dB)	(dB)
AV	5.2848G	94.47	Inf	-Inf	7.55	3	Horizontal	274	1.50	-	86.92	31.84	5.77	30.06
AV	5.358G	49.56	54.00	-4.44	7.71	3	Horizontal	274	1.50	-	41.86	31.93	5.84	30.06
PK	5.2856G	106.87	Inf	-Inf	7.55	3	Horizontal	274	1.50	-	99.32	31.84	5.77	30.06
PK	5.362G	62.29	74.00	-11.71	7.72	3	Horizontal	274	1.50	-	54.57	31.93	5.84	30.06

802.11ac VHT40_Nss1,(MCS0)_4TX

5270MHz_TX-BF

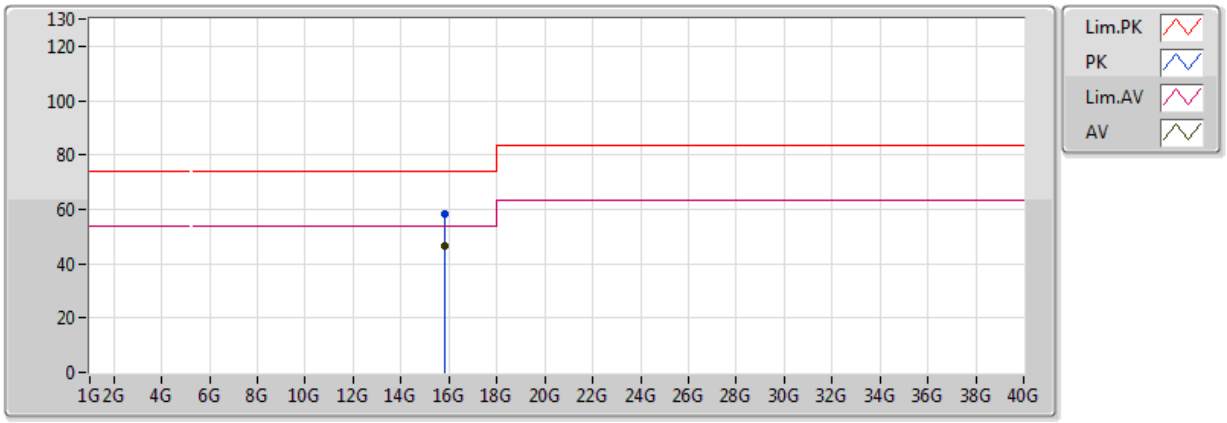

EUT = Z axis

Type	Freq	Level	Limit	Margin	Factor	Dist	Condition	Azimuth	Height	Comments	Raw	AF	CL	PA
	(Hz)	(dBuV/m)	(dBuV/m)	(dB)	(dB)	(m)		(°)	(m)		(dBuV)	(dB)	(dB)	(dB)
AV	15.81G	46.51	54.00	-7.49	16.79	3	Vertical	210	1.36	-	29.72	37.84	11.07	32.12
PK	15.81G	58.19	74.00	-15.81	16.79	3	Vertical	210	1.36	-	41.40	37.84	11.07	32.12

802.11ac VHT40_Nss1,(MCS0)_4TX

5270MHz_TX-BF

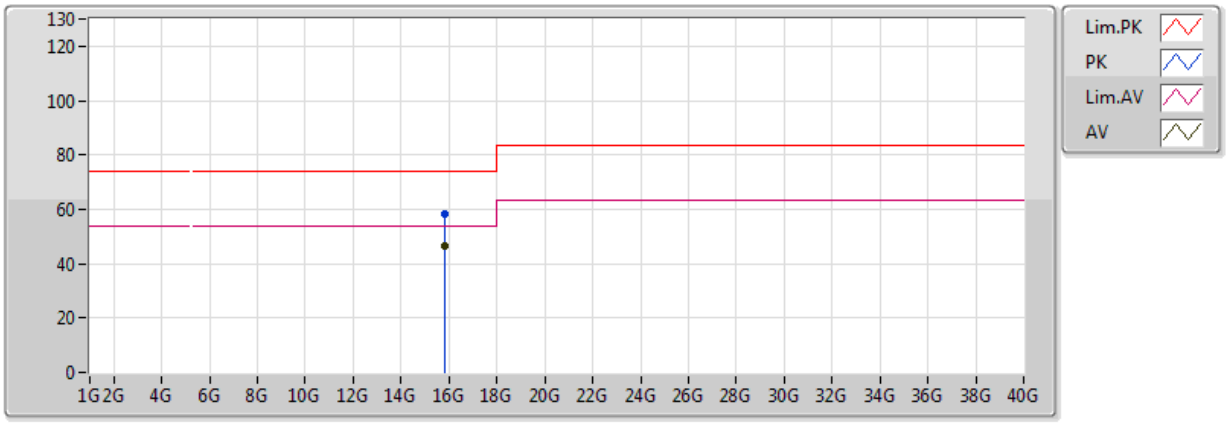

EUT = Z axis

Type	Freq	Level	Limit	Margin	Factor	Dist	Condition	Azimuth	Height	Comments	Raw	AF	CL	PA
	(Hz)	(dBuV/m)	(dBuV/m)	(dB)	(dB)	(m)		(°)	(m)		(dBuV)	(dB)	(dB)	(dB)
AV	15.81G	46.67	54.00	-7.33	16.79	3	Horizontal	45	2.08	-	29.88	37.84	11.07	32.12
PK	15.81G	58.30	74.00	-15.70	16.79	3	Horizontal	45	2.08	-	41.51	37.84	11.07	32.12

802.11ac VHT40_Nss1,(MCS0)_4TX

5310MHz_TX-BF

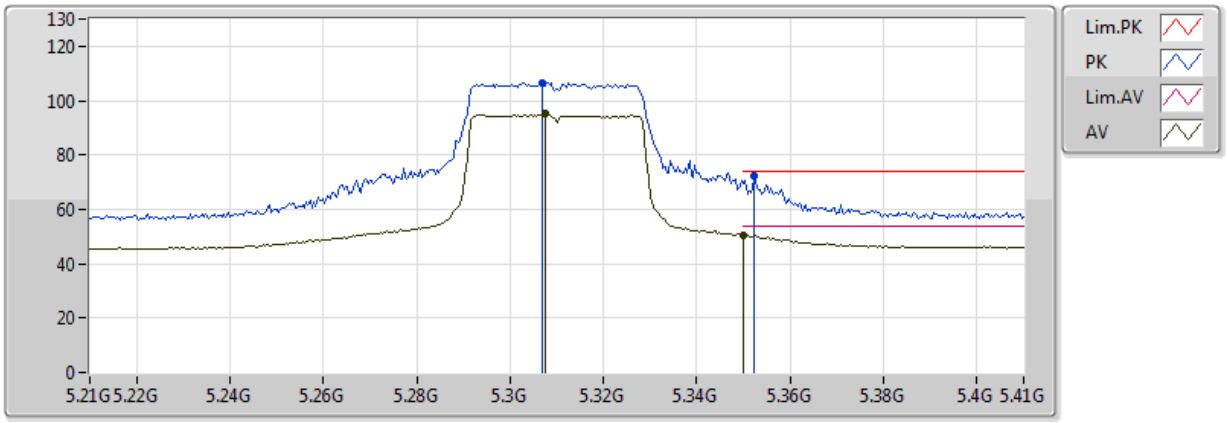

EUT = Z axis

Type	Freq	Level	Limit	Margin	Factor	Dist	Condition	Azimuth	Height	Comments	Raw	AF	CL	PA
	(Hz)	(dBuV/m)	(dBuV/m)	(dB)	(dB)	(m)		(°)	(m)		(dBuV)	(dB)	(dB)	(dB)
AV	5.3076G	94.98	Inf	-Inf	7.60	3	Vertical	169	1.50	-	87.38	31.87	5.79	30.06
AV	5.350005G	50.30	54.00	-3.70	7.69	3	Vertical	169	1.50	-	42.61	31.92	5.83	30.06
PK	5.3068G	106.51	Inf	-Inf	7.59	3	Vertical	169	1.50	-	98.92	31.87	5.79	30.06
PK	5.3524G	72.11	74.00	-1.89	7.70	3	Vertical	169	1.50	-	64.42	31.92	5.83	30.06

802.11ac VHT40_Nss1,(MCS0)_4TX

5310MHz_TX-BF

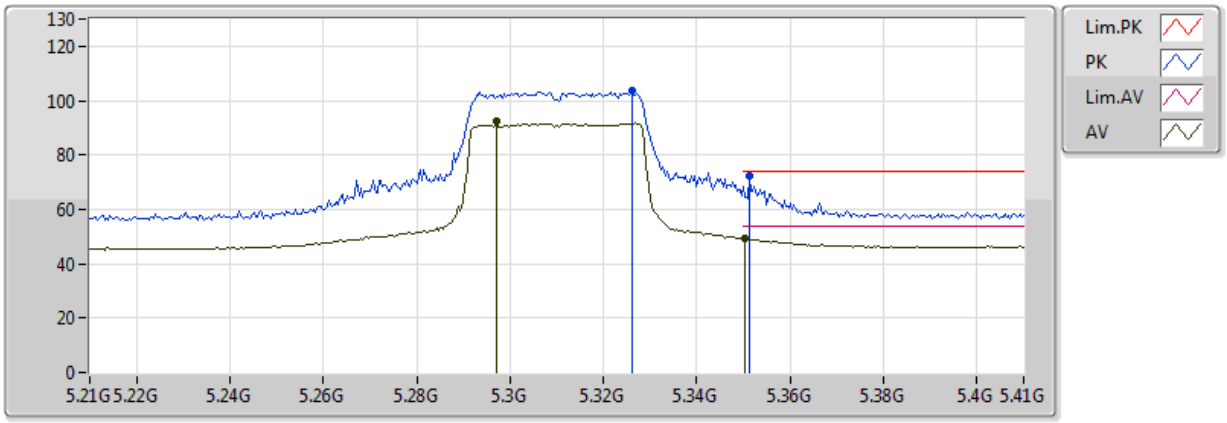

EUT = Z axis

Type	Freq	Level	Limit	Margin	Factor	Dist	Condition	Azimuth	Height	Comments	Raw	AF	CL	PA
	(Hz)	(dBuV/m)	(dBuV/m)	(dB)	(dB)	(m)		(°)	(m)		(dBuV)	(dB)	(dB)	(dB)
AV	5.2972G	92.27	Inf	-Inf	7.57	3	Horizontal	268	1.02	-	84.69	31.86	5.78	30.06
AV	5.3504G	49.16	54.00	-4.84	7.69	3	Horizontal	268	1.02	-	41.47	31.92	5.83	30.06
PK	5.326G	103.40	Inf	-Inf	7.64	3	Horizontal	268	1.02	-	95.77	31.89	5.81	30.06
PK	5.3512G	72.12	74.00	-1.88	7.69	3	Horizontal	268	1.02	-	64.42	31.92	5.83	30.06

802.11ac VHT40_Nss1,(MCS0)_4TX

5310MHz_TX-BF

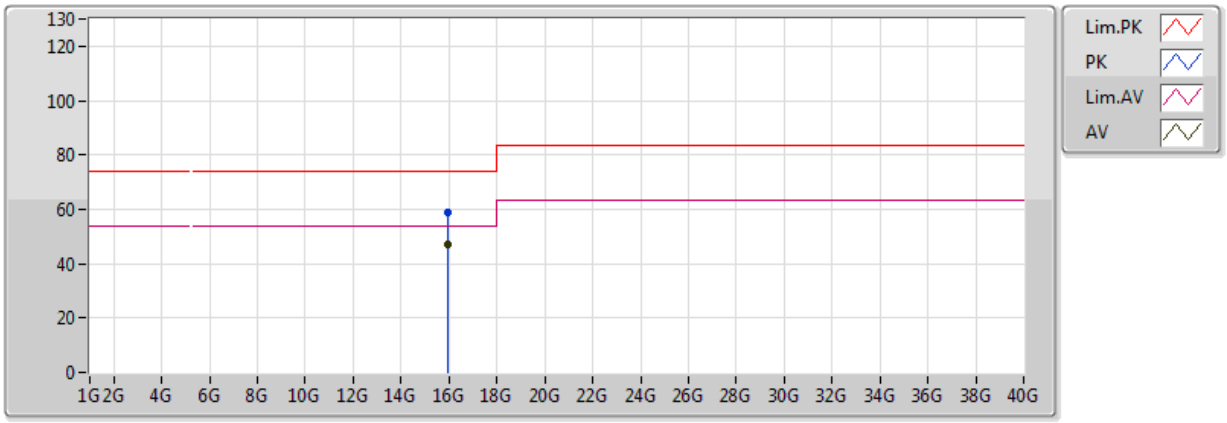

EUT = Z axis

Type	Freq	Level	Limit	Margin	Factor	Dist	Condition	Azimuth	Height	Comments	Raw	AF	CL	PA
	(Hz)	(dBuV/m)	(dBuV/m)	(dB)	(dB)	(m)		(°)	(m)		(dBuV)	(dB)	(dB)	(dB)
AV	15.93G	47.14	54.00	-6.86	16.38	3	Vertical	207	3.63	-	30.76	37.37	11.16	32.16
PK	15.93G	58.79	74.00	-15.21	16.38	3	Vertical	207	3.63	-	42.41	37.37	11.16	32.16

802.11ac VHT40_Nss1,(MCS0)_4TX

5310MHz_TX-BF

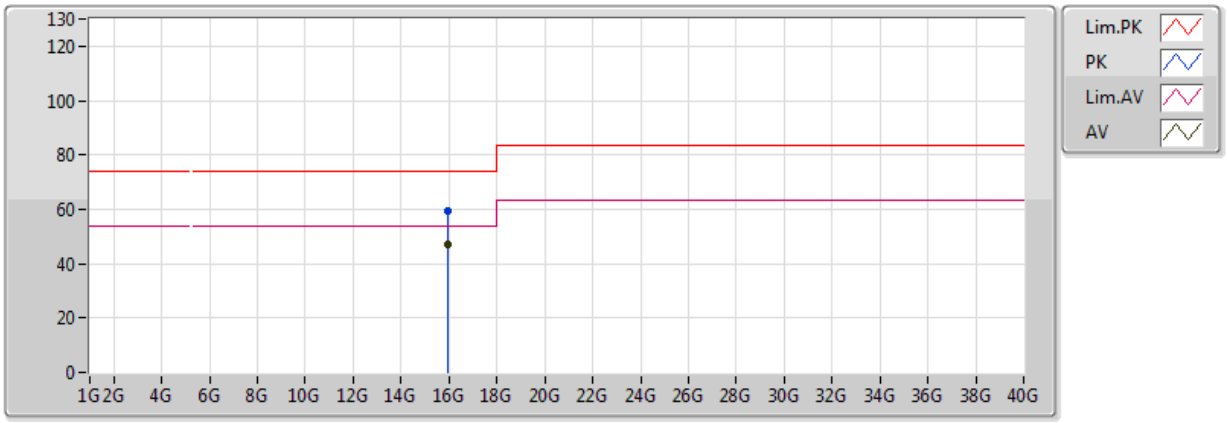

EUT = Z axis

Type	Freq	Level	Limit	Margin	Factor	Dist	Condition	Azimuth	Height	Comments	Raw	AF	CL	PA
	(Hz)	(dBuV/m)	(dBuV/m)	(dB)	(dB)	(m)		(°)	(m)		(dBuV)	(dB)	(dB)	(dB)
AV	15.93G	47.05	54.00	-6.95	16.38	3	Horizontal	64	1.09	-	30.67	37.37	11.16	32.16
PK	15.93G	59.32	74.00	-14.68	16.38	3	Horizontal	64	1.09	-	42.94	37.37	11.16	32.16

802.11ac VHT40_Nss1,(MCS0)_4TX

5510MHz_TX-BF

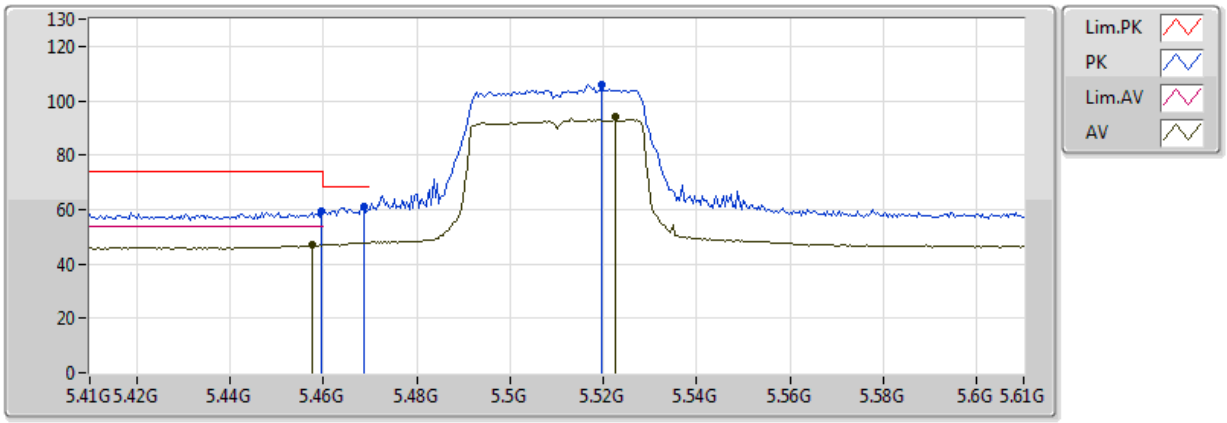

EUT = Z axis

Type	Freq	Level	Limit	Margin	Factor	Dist	Condition	Azimuth	Height	Comments	Raw	AF	CL	PA
	(Hz)	(dBuV/m)	(dBuV/m)	(dB)	(dB)	(m)		(°)	(m)		(dBuV)	(dB)	(dB)	(dB)
AV	5.4576G	46.89	54.00	-7.11	7.93	3	Vertical	182	1.03	-	38.96	32.05	5.94	30.06
AV	5.5224G	93.96	Inf	-Inf	8.06	3	Vertical	182	1.03	-	85.90	32.13	6.00	30.07
PK	5.4596G	59.25	74.00	-14.75	7.93	3	Vertical	182	1.03	-	51.32	32.05	5.94	30.06
PK	5.4688G	60.80	68.20	-7.40	7.95	3	Vertical	182	1.03	-	52.85	32.06	5.95	30.06
PK	5.5196G	105.75	Inf	-Inf	8.05	3	Vertical	182	1.03	-	97.70	32.12	5.99	30.07

802.11ac VHT40_Nss1,(MCS0)_4TX

5510MHz_TX-BF

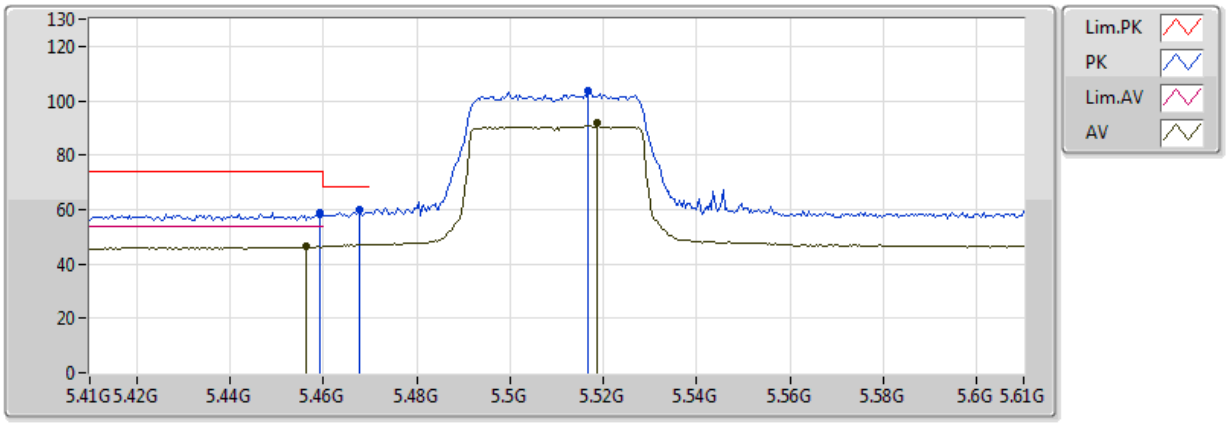

EUT = Z axis

Type	Freq	Level	Limit	Margin	Factor	Dist	Condition	Azimuth	Height	Comments	Raw	AF	CL	PA
	(Hz)	(dBuV/m)	(dBuV/m)	(dB)	(dB)	(m)		(°)	(m)		(dBuV)	(dB)	(dB)	(dB)
AV	5.4564G	46.31	54.00	-7.69	7.92	3	Horizontal	79	1.02	-	38.39	32.05	5.94	30.06
AV	5.5188G	91.87	Inf	-Inf	8.05	3	Horizontal	79	1.02	-	83.82	32.12	5.99	30.07
PK	5.4592G	58.74	74.00	-15.26	7.93	3	Horizontal	79	1.02	-	50.81	32.05	5.94	30.06
PK	5.4676G	60.00	68.20	-8.20	7.95	3	Horizontal	79	1.02	-	52.05	32.06	5.95	30.06
PK	5.5168G	103.59	Inf	-Inf	8.05	3	Horizontal	79	1.02	-	95.54	32.12	5.99	30.07

802.11ac VHT40_Nss1,(MCS0)_4TX

5510MHz_TX-BF

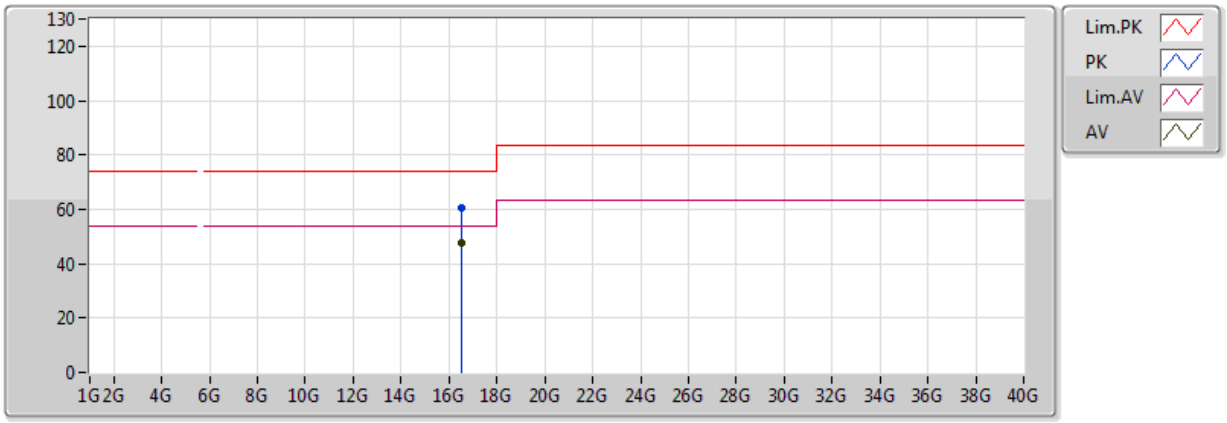

EUT = Z axis

Type	Freq	Level	Limit	Margin	Factor	Dist	Condition	Azimuth	Height	Comments	Raw	AF	CL	PA
	(Hz)	(dBuV/m)	(dBuV/m)	(dB)	(dB)	(m)		(°)	(m)		(dBuV)	(dB)	(dB)	(dB)
AV	16.53G	47.59	54.00	-6.41	18.21	3	Vertical	277	1.50	-	29.38	38.80	11.50	32.09
PK	16.53G	60.49	74.00	-13.51	18.21	3	Vertical	277	1.50	-	42.28	38.80	11.50	32.09

802.11ac VHT40_Nss1,(MCS0)_4TX

5510MHz_TX-BF

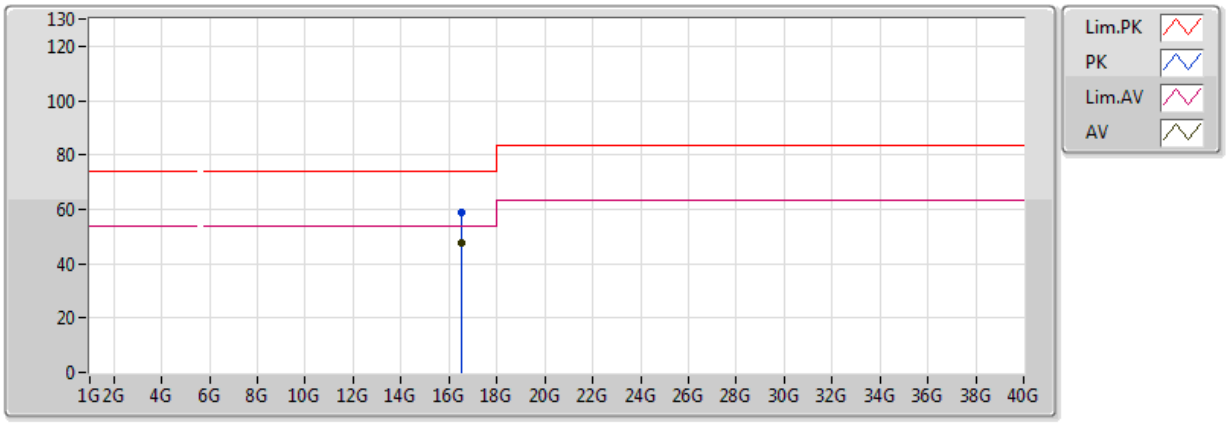

EUT = Z axis

Type	Freq	Level	Limit	Margin	Factor	Dist	Condition	Azimuth	Height	Comments	Raw	AF	CL	PA
	(Hz)	(dBuV/m)	(dBuV/m)	(dB)	(dB)	(m)		(°)	(m)		(dBuV)	(dB)	(dB)	(dB)
AV	16.53G	47.54	54.00	-6.46	18.21	3	Horizontal	204	1.50	-	29.33	38.80	11.50	32.09
PK	16.53G	58.90	74.00	-15.10	18.21	3	Horizontal	204	1.50	-	40.69	38.80	11.50	32.09

802.11ac VHT40_Nss1,(MCS0)_4TX

5550MHz_TX-BF

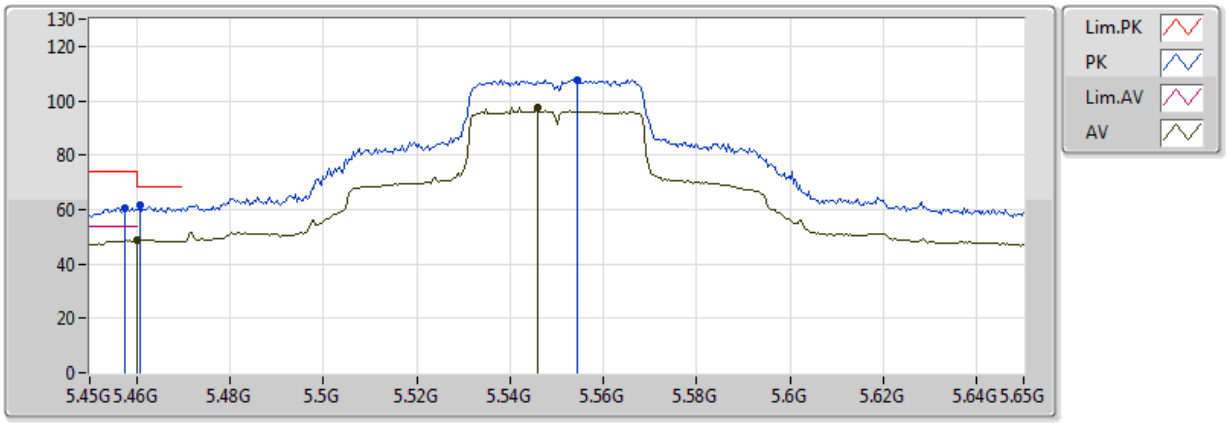

EUT = Z axis

Type	Freq	Level	Limit	Margin	Factor	Dist	Condition	Azimuth	Height	Comments	Raw	AF	CL	PA
	(Hz)	(dBuV/m)	(dBuV/m)	(dB)	(dB)	(m)		(°)	(m)		(dBuV)	(dB)	(dB)	(dB)
AV	5.46G	48.58	54.00	-5.42	7.93	3	Vertical	180	1.50	-	40.64	32.05	5.94	30.06
AV	5.546G	97.68	Inf	-Inf	8.09	3	Vertical	180	1.50	-	89.59	32.16	6.01	30.07
PK	5.4576G	60.43	74.00	-13.57	7.93	3	Vertical	180	1.50	-	52.50	32.05	5.94	30.06
PK	5.4608G	61.44	68.20	-6.76	7.93	3	Vertical	180	1.50	-	53.51	32.05	5.94	30.06
PK	5.5544G	107.77	Inf	-Inf	8.11	3	Vertical	180	1.50	-	99.66	32.17	6.02	30.08

802.11ac VHT40_Nss1,(MCS0)_4TX

5550MHz_TX-BF

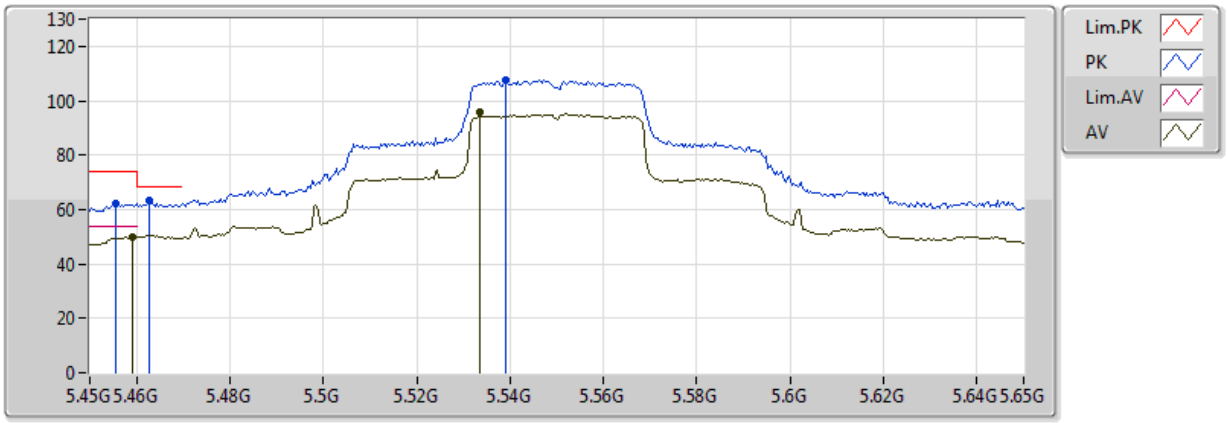

EUT = Z axis

Type	Freq	Level	Limit	Margin	Factor	Dist	Condition	Azimuth	Height	Comments	Raw	AF	CL	PA
	(Hz)	(dBuV/m)	(dBuV/m)	(dB)	(dB)	(m)		(°)	(m)		(dBuV)	(dB)	(dB)	(dB)
AV	5.4592G	49.85	54.00	-4.15	7.93	3	Horizontal	80	1.03	-	41.92	32.05	5.94	30.06
AV	5.5336G	95.67	Inf	-Inf	8.07	3	Horizontal	80	1.03	-	87.60	32.14	6.00	30.07
PK	5.4556G	62.43	74.00	-11.57	7.92	3	Horizontal	80	1.03	-	54.51	32.05	5.94	30.06
PK	5.4628G	63.21	68.20	-4.99	7.94	3	Horizontal	80	1.03	-	55.27	32.06	5.94	30.06
PK	5.5392G	107.56	Inf	-Inf	8.08	3	Horizontal	80	1.03	-	99.48	32.15	6.01	30.07

802.11ac VHT40_Nss1,(MCS0)_4TX

5550MHz_TX-BF

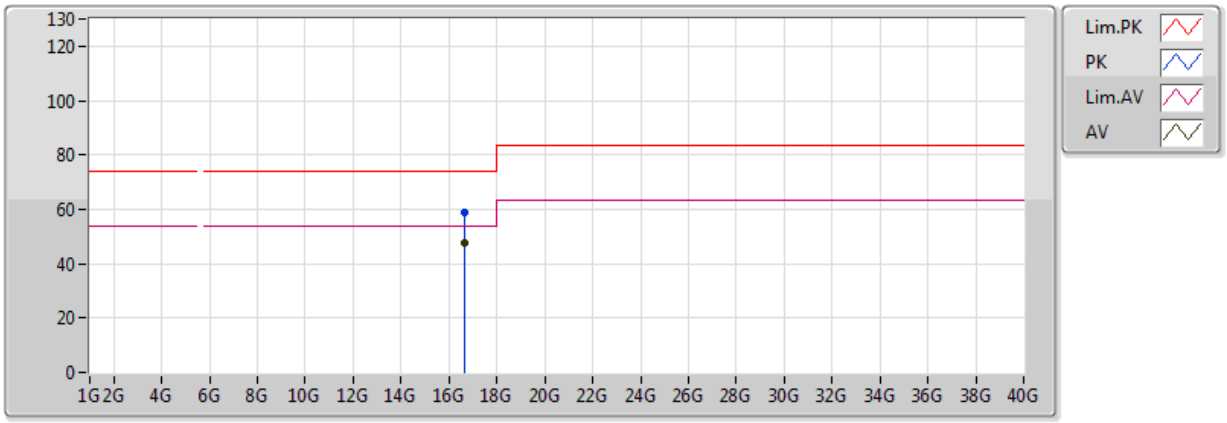

EUT = Z axis

Type	Freq	Level	Limit	Margin	Factor	Dist	Condition	Azimuth	Height	Comments	Raw	AF	CL	PA
	(Hz)	(dBuV/m)	(dBuV/m)	(dB)	(dB)	(m)		(°)	(m)		(dBuV)	(dB)	(dB)	(dB)
AV	16.65G	47.80	54.00	-6.20	18.68	3	Vertical	178	1.27	-	29.12	39.18	11.56	32.07
PK	16.65G	58.96	74.00	-15.04	18.68	3	Vertical	178	1.27	-	40.28	39.18	11.56	32.07

802.11ac VHT40_Nss1,(MCS0)_4TX

5550MHz_TX-BF

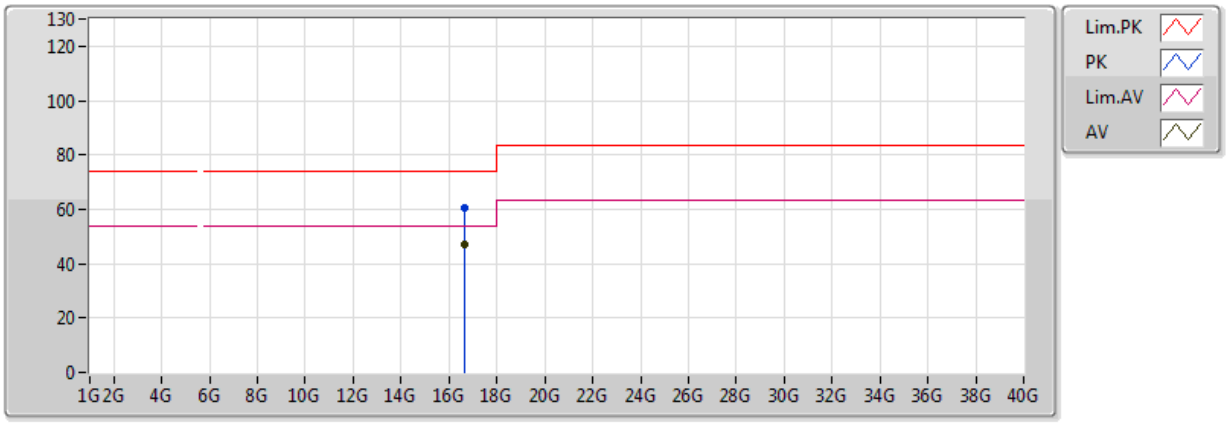

EUT = Z axis

Type	Freq	Level	Limit	Margin	Factor	Dist	Condition	Azimuth	Height	Comments	Raw	AF	CL	PA
	(Hz)	(dBuV/m)	(dBuV/m)	(dB)	(dB)	(m)		(°)	(m)		(dBuV)	(dB)	(dB)	(dB)
AV	16.65G	46.79	54.00	-7.21	18.68	3	Horizontal	335	1.50	-	28.11	39.18	11.56	32.07
PK	16.65G	60.31	74.00	-13.69	18.68	3	Horizontal	335	1.50	-	41.63	39.18	11.56	32.07

802.11ac VHT40_Nss1,(MCS0)_4TX

5670MHz_TX-BF

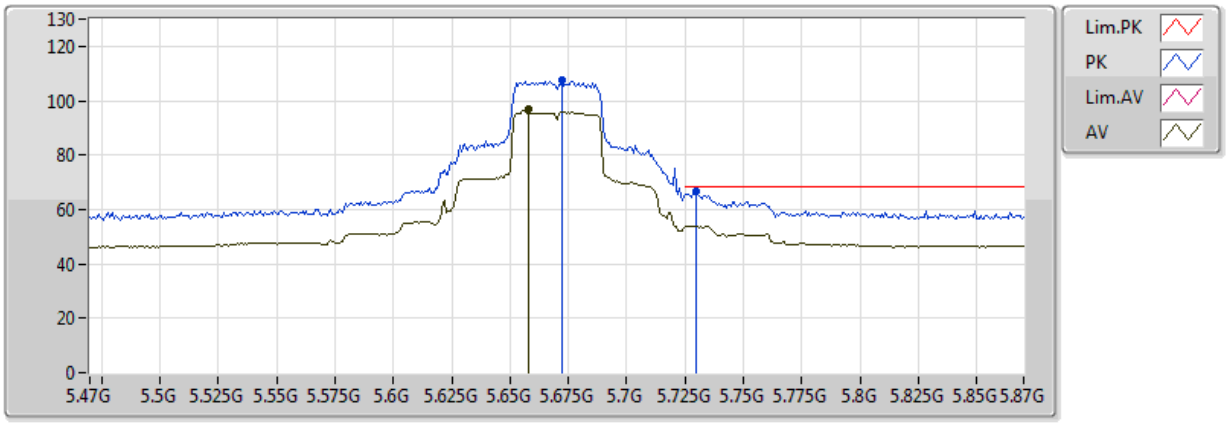

EUT = Z axis

Type	Freq	Level	Limit	Margin	Factor	Dist	Condition	Azimuth	Height	Comments	Raw	AF	CL	PA
	(Hz)	(dBuV/m)	(dBuV/m)	(dB)	(dB)	(m)		(°)	(m)		(dBuV)	(dB)	(dB)	(dB)
AV	5.658G	97.08	Inf	-Inf	8.27	3	Vertical	180	1.50	-	88.80	32.29	6.09	30.11
PK	5.6724G	107.53	Inf	-Inf	8.30	3	Vertical	180	1.50	-	99.23	32.31	6.10	30.11
PK	5.73G	66.50	68.20	-1.70	8.39	3	Vertical	180	1.50	-	58.11	32.38	6.14	30.13

802.11ac VHT40_Nss1,(MCS0)_4TX

5670MHz_TX-BF

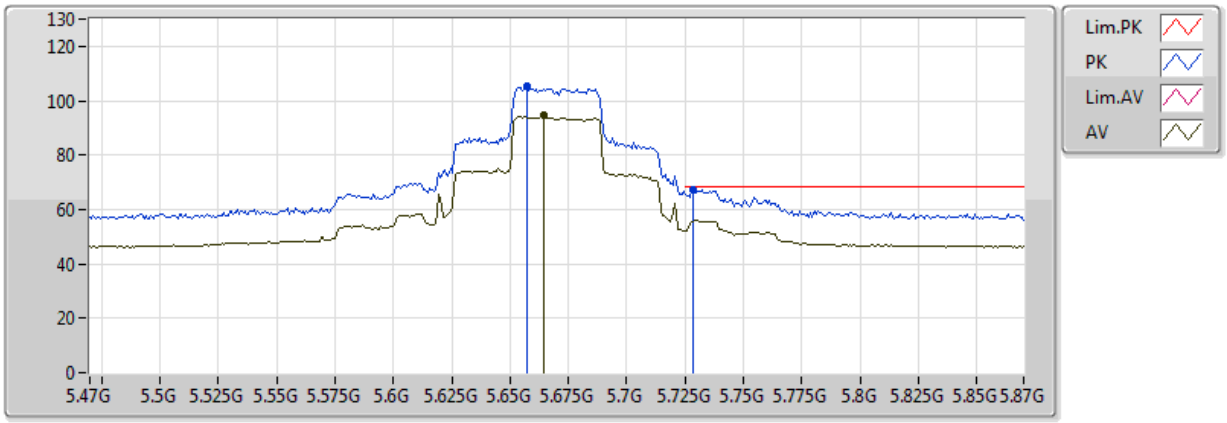

EUT = Z axis

Type	Freq	Level	Limit	Margin	Factor	Dist	Condition	Azimuth	Height	Comments	Raw	AF	CL	PA
	(Hz)	(dBuV/m)	(dBuV/m)	(dB)	(dB)	(m)		(°)	(m)		(dBuV)	(dB)	(dB)	(dB)
AV	5.6644G	94.94	Inf	-Inf	8.28	3	Horizontal	78	1.03	-	86.65	32.30	6.10	30.11
PK	5.6572G	105.31	Inf	-Inf	8.27	3	Horizontal	78	1.03	-	97.04	32.29	6.09	30.11
PK	5.7284G	67.51	68.20	-0.69	8.39	3	Horizontal	78	1.03	-	59.12	32.37	6.14	30.13

802.11ac VHT40_Nss1,(MCS0)_4TX

5670MHz_TX-BF

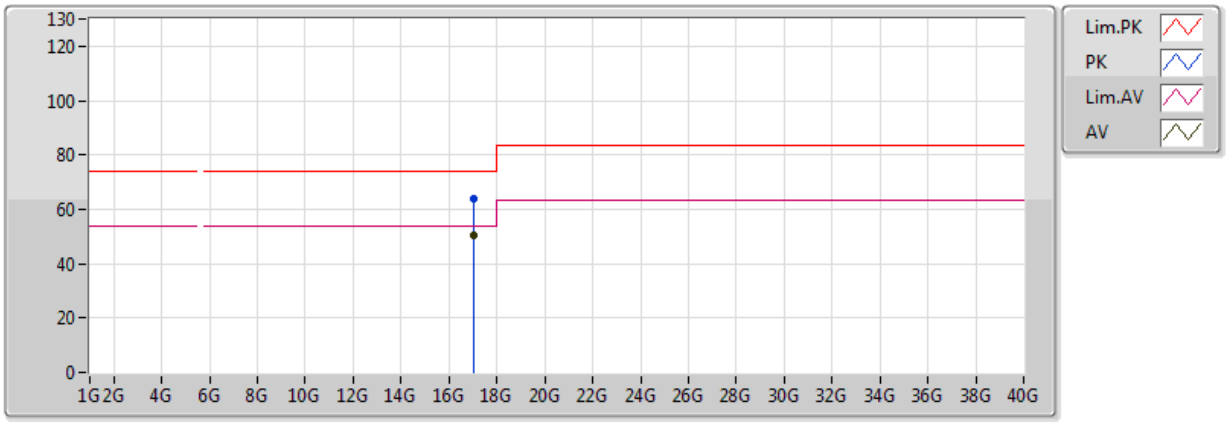

EUT = Z axis

Type	Freq	Level	Limit	Margin	Factor	Dist	Condition	Azimuth	Height	Comments	Raw	AF	CL	PA
	(Hz)	(dBuV/m)	(dBuV/m)	(dB)	(dB)	(m)		(°)	(m)		(dBuV)	(dB)	(dB)	(dB)
AV	17.01G	50.31	54.00	-3.69	20.12	3	Vertical	0	1.49	-	30.19	40.37	11.75	32.01
PK	17.01G	63.88	74.00	-10.12	20.12	3	Vertical	0	1.49	-	43.76	40.37	11.75	32.01

802.11ac VHT40_Nss1,(MCS0)_4TX

5670MHz_TX-BF

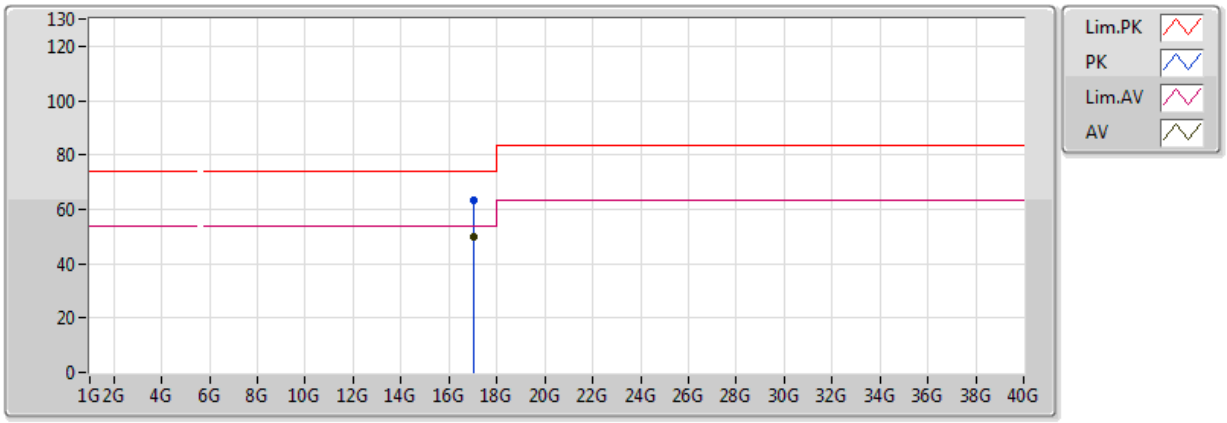

EUT = Z axis

Type	Freq	Level	Limit	Margin	Factor	Dist	Condition	Azimuth	Height	Comments	Raw	AF	CL	PA
	(Hz)	(dBuV/m)	(dBuV/m)	(dB)	(dB)	(m)		(°)	(m)		(dBuV)	(dB)	(dB)	(dB)
AV	17.01G	49.80	54.00	-4.20	20.12	3	Horizontal	277	2.12	-	29.68	40.37	11.75	32.01
PK	17.01G	63.14	74.00	-10.86	20.12	3	Horizontal	277	2.12	-	43.02	40.37	11.75	32.01

802.11ac VHT40_Nss1,(MCS0)_4TX

5710MHz Straddle 5.47-5.725GHz_TX-BF

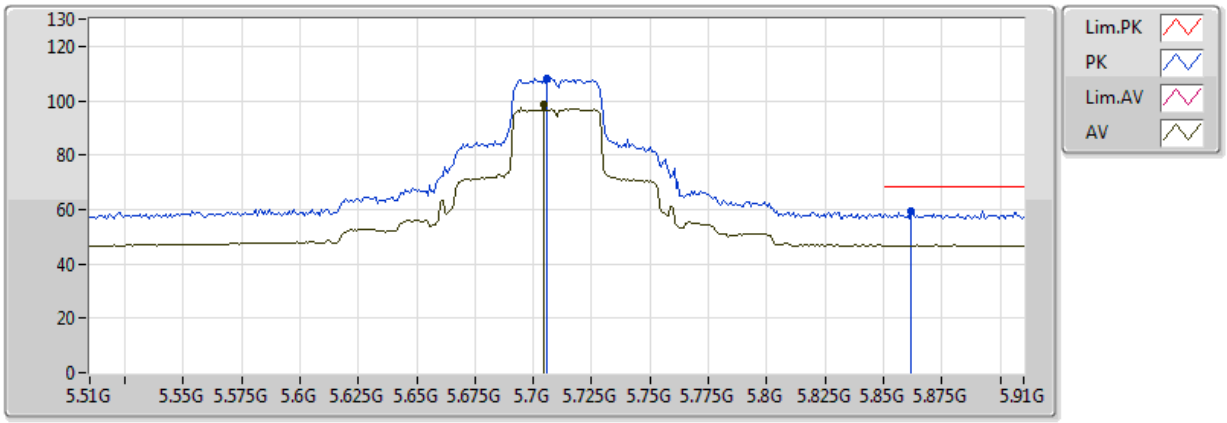

EUT = Z axis

Type	Freq	Level	Limit	Margin	Factor	Dist	Condition	Azimuth	Height	Comments	Raw	AF	CL	PA
	(Hz)	(dBuV/m)	(dBuV/m)	(dB)	(dB)	(m)		(°)	(m)		(dBuV)	(dB)	(dB)	(dB)
AV	5.7044G	98.46	Inf	-Inf	8.35	3	Vertical	180	1.49	-	90.11	32.35	6.12	30.12
PK	5.706G	108.17	Inf	-Inf	8.35	3	Vertical	180	1.49	-	99.82	32.35	6.12	30.12
PK	5.862G	59.47	68.20	-8.73	8.61	3	Vertical	180	1.49	-	50.86	32.53	6.24	30.17

802.11ac VHT40_Nss1,(MCS0)_4TX

5710MHz Straddle 5.47-5.725GHz_TX-BF

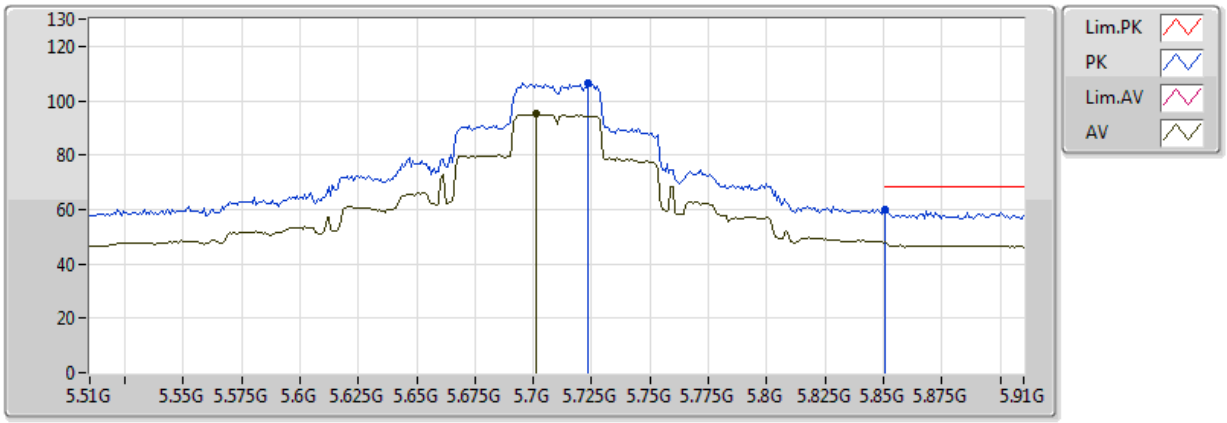

EUT = Z axis

Type	Freq	Level	Limit	Margin	Factor	Dist	Condition	Azimuth	Height	Comments	Raw	AF	CL	PA
	(Hz)	(dBuV/m)	(dBuV/m)	(dB)	(dB)	(m)		(°)	(m)		(dBuV)	(dB)	(dB)	(dB)
AV	5.7012G	95.02	Inf	-Inf	8.34	3	Horizontal	292	1.11	-	86.68	32.34	6.12	30.12
PK	5.7236G	106.49	Inf	-Inf	8.38	3	Horizontal	292	1.11	-	98.11	32.37	6.14	30.13
PK	5.8508G	59.92	68.20	-8.28	8.59	3	Horizontal	292	1.11	-	51.33	32.52	6.24	30.17

802.11ac VHT40_Nss1,(MCS0)_4TX

5710MHz Straddle 5.47-5.725GHz_TX-BF

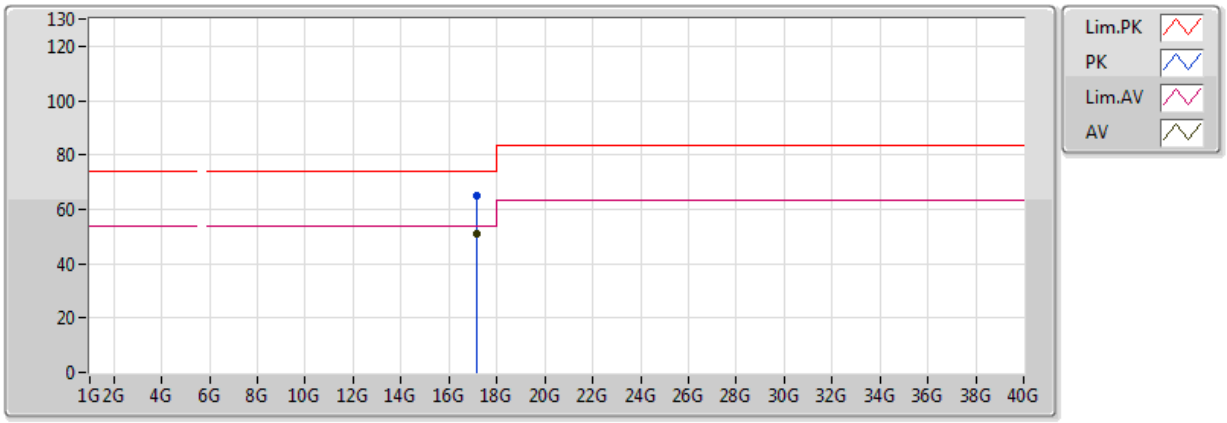

EUT = Z axis

Type	Freq	Level	Limit	Margin	Factor	Dist	Condition	Azimuth	Height	Comments	Raw	AF	CL	PA
	(Hz)	(dBuV/m)	(dBuV/m)	(dB)	(dB)	(m)		(°)	(m)		(dBuV)	(dB)	(dB)	(dB)
AV	17.13G	51.16	54.00	-2.84	21.02	3	Vertical	325	2.34	-	30.14	41.20	11.79	31.96
PK	17.13G	64.97	74.00	-9.03	21.02	3	Vertical	325	2.34	-	43.95	41.20	11.79	31.96

802.11ac VHT40_Nss1,(MCS0)_4TX

5710MHz Straddle 5.47-5.725GHz_TX-BF

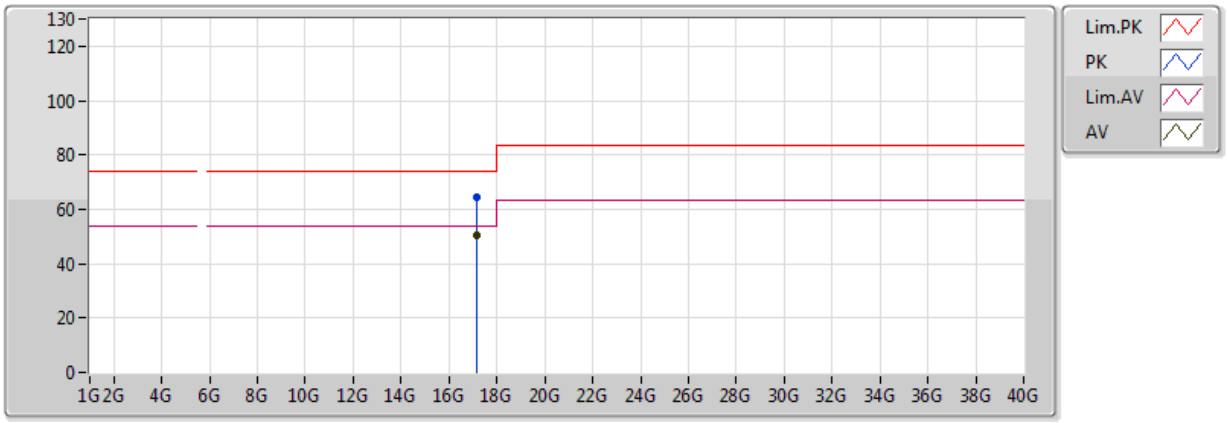

EUT = Z axis

Type	Freq	Level	Limit	Margin	Factor	Dist	Condition	Azimuth	Height	Comments	Raw	AF	CL	PA
	(Hz)	(dBuV/m)	(dBuV/m)	(dB)	(dB)	(m)		(°)	(m)		(dBuV)	(dB)	(dB)	(dB)
AV	17.13G	50.35	54.00	-3.65	21.02	3	Horizontal	191	2.51	-	29.33	41.20	11.79	31.96
PK	17.13G	64.33	74.00	-9.67	21.02	3	Horizontal	191	2.51	-	43.31	41.20	11.79	31.96

802.11ac VHT40_Nss1,(MCS0)_4TX

5755MHz_TX-BF

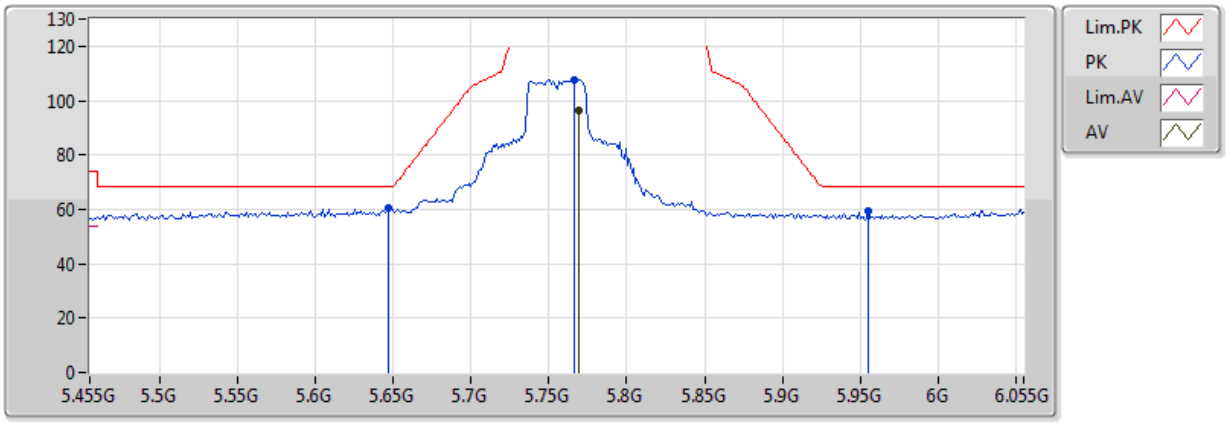

EUT = Z axis

Type	Freq	Level	Limit	Margin	Factor	Dist	Condition	Azimuth	Height	Comments	Raw	AF	CL	PA
	(Hz)	(dBuV/m)	(dBuV/m)	(dB)	(dB)	(m)		(°)	(m)		(dBuV)	(dB)	(dB)	(dB)
AV	5.7694G	96.16	Inf	-Inf	8.46	3	Vertical	180	1.49	-	87.70	32.42	6.18	30.14
PK	5.647G	60.25	68.20	-7.95	8.26	3	Vertical	180	1.49	-	52.00	32.28	6.08	30.10
PK	5.7658G	107.55	Inf	-Inf	8.45	3	Vertical	180	1.49	-	99.10	32.42	6.17	30.14
PK	5.9554G	59.37	68.20	-8.83	8.76	3	Vertical	180	1.49	-	50.61	32.65	6.31	30.20

802.11ac VHT40_Nss1,(MCS0)_4TX

5755MHz_TX-BF

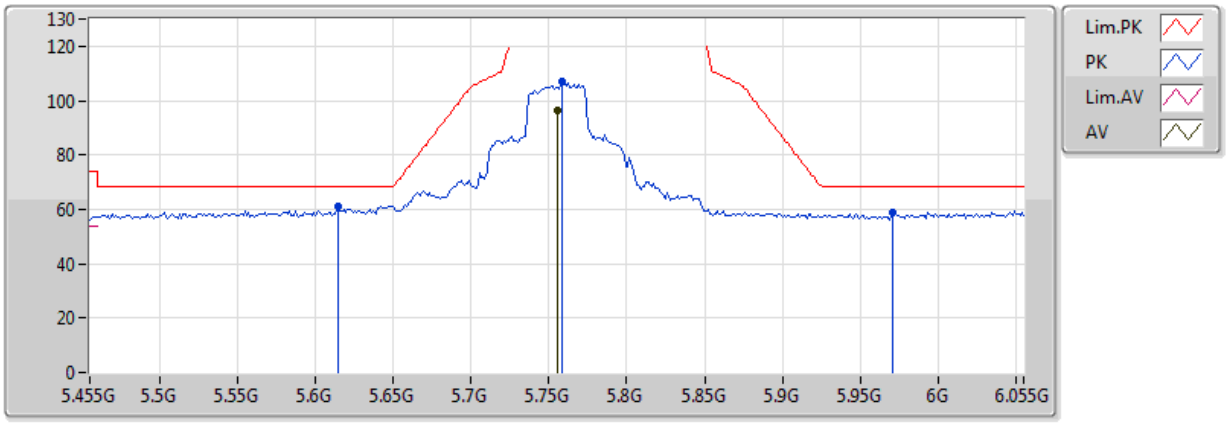

EUT = Z axis

Type	Freq	Level	Limit	Margin	Factor	Dist	Condition	Azimuth	Height	Comments	Raw	AF	CL	PA
	(Hz)	(dBuV/m)	(dBuV/m)	(dB)	(dB)	(m)		(°)	(m)		(dBuV)	(dB)	(dB)	(dB)
AV	5.755G	96.16	Inf	-Inf	8.43	3	Horizontal	89	1.05	-	87.73	32.41	6.16	30.14
PK	5.6146G	61.24	68.20	-6.96	8.20	3	Horizontal	89	1.05	-	53.04	32.24	6.06	30.09
PK	5.7586G	107.08	Inf	-Inf	8.44	3	Horizontal	89	1.05	-	98.64	32.41	6.17	30.14
PK	5.971G	58.63	68.20	-9.57	8.78	3	Horizontal	89	1.05	-	49.85	32.67	6.32	30.20

802.11ac VHT40_Nss1,(MCS0)_4TX

5755MHz_TX-BF

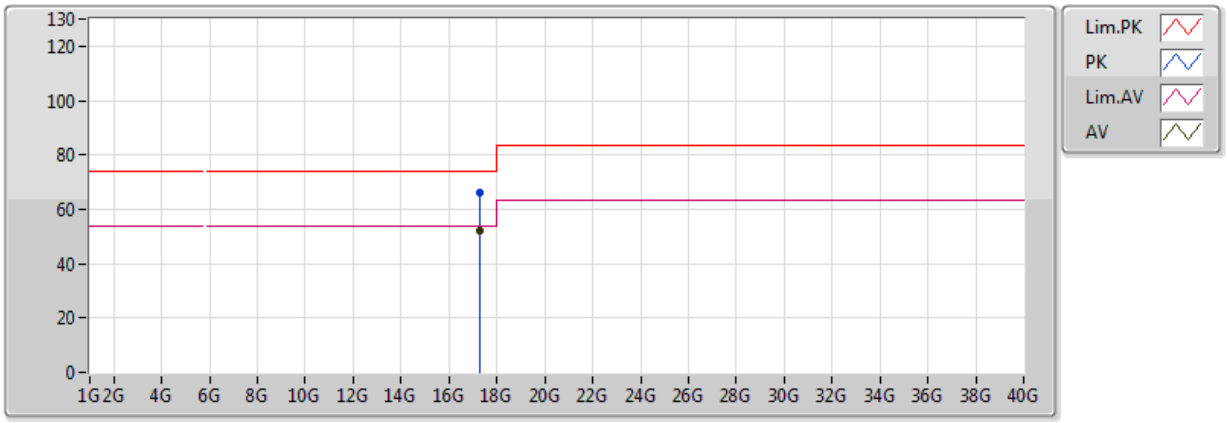

EUT = Z axis

Type	Freq	Level	Limit	Margin	Factor	Dist	Condition	Azimuth	Height	Comments	Raw	AF	CL	PA
	(Hz)	(dBuV/m)	(dBuV/m)	(dB)	(dB)	(m)		(°)	(m)		(dBuV)	(dB)	(dB)	(dB)
AV	17.265G	52.14	54.00	-1.86	22.04	3	Vertical	242	3.00	-	30.10	42.13	11.83	31.91
PK	17.265G	65.92	74.00	-8.08	22.04	3	Vertical	242	3.00	-	43.88	42.13	11.83	31.91

802.11ac VHT40_Nss1,(MCS0)_4TX

5755MHz_TX-BF

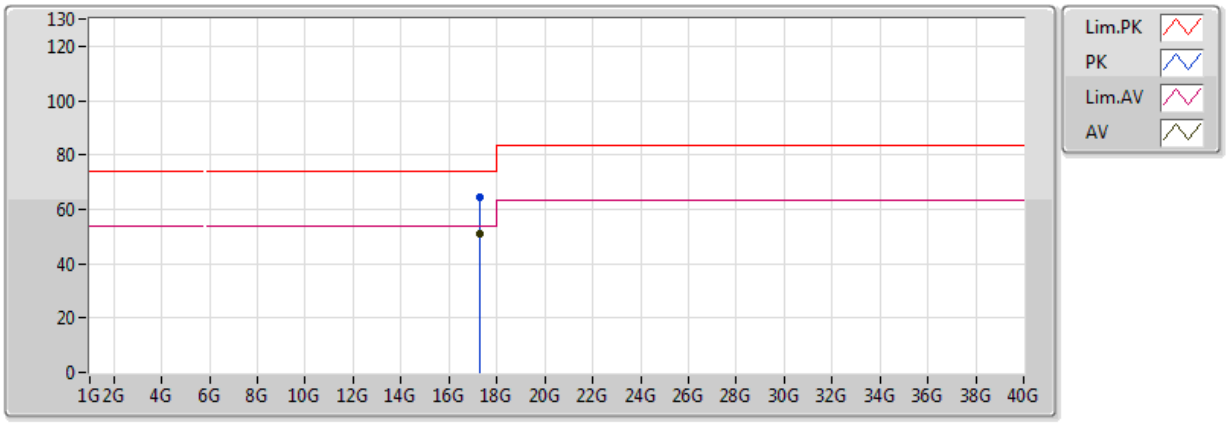

EUT = Z axis

Type	Freq	Level	Limit	Margin	Factor	Dist	Condition	Azimuth	Height	Comments	Raw	AF	CL	PA
	(Hz)	(dBuV/m)	(dBuV/m)	(dB)	(dB)	(m)		(°)	(m)		(dBuV)	(dB)	(dB)	(dB)
AV	17.265G	51.08	54.00	-2.92	22.04	3	Horizontal	48	3.69	-	29.04	42.13	11.83	31.91
PK	17.265G	64.38	74.00	-9.62	22.04	3	Horizontal	48	3.69	-	42.34	42.13	11.83	31.91

802.11ac VHT40_Nss1,(MCS0)_4TX

5795MHz_TX-BF

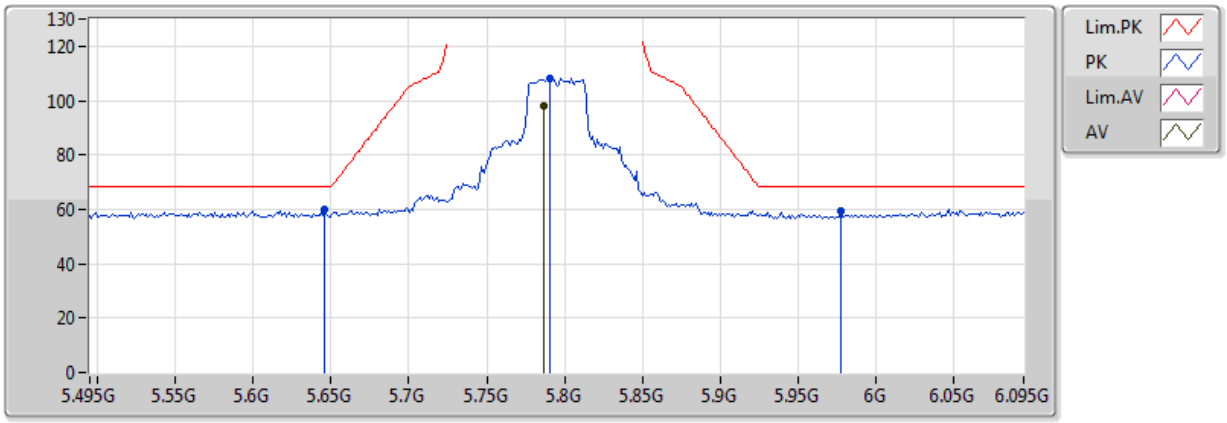

EUT = Z axis

Type	Freq	Level	Limit	Margin	Factor	Dist	Condition	Azimuth	Height	Comments	Raw	AF	CL	PA
	(Hz)	(dBuV/m)	(dBuV/m)	(dB)	(dB)	(m)		(°)	(m)		(dBuV)	(dB)	(dB)	(dB)
AV	5.7866G	97.80	Inf	-Inf	8.49	3	Vertical	179	1.49	-	89.31	32.44	6.19	30.15
PK	5.6462G	59.72	68.20	-8.48	8.25	3	Vertical	179	1.49	-	51.46	32.28	6.08	30.10
PK	5.7902G	108.42	Inf	-Inf	8.49	3	Vertical	179	1.49	-	99.93	32.45	6.19	30.15
PK	5.9774G	59.31	68.20	-8.89	8.79	3	Vertical	179	1.49	-	50.51	32.67	6.32	30.20

802.11ac VHT40_Nss1,(MCS0)_4TX

5795MHz_TX-BF

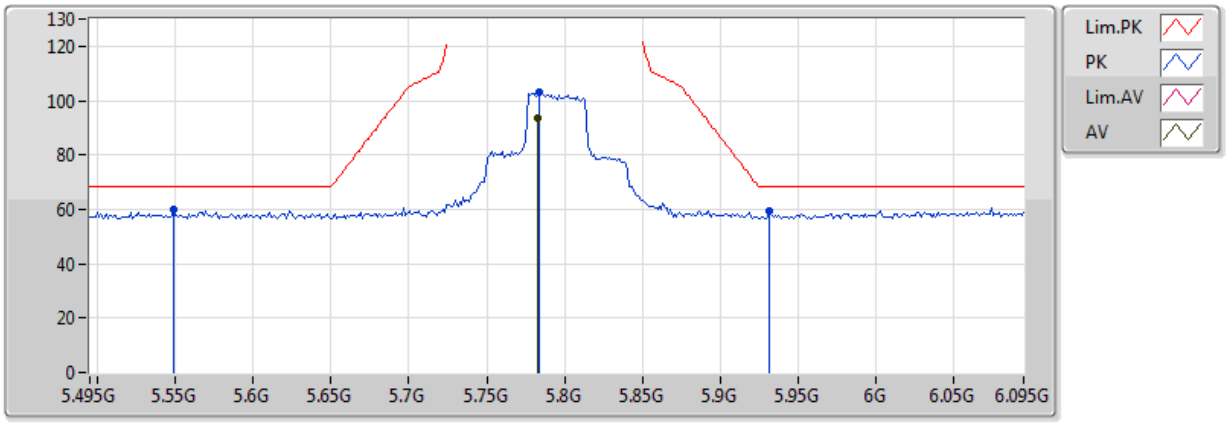

EUT = Z axis

Type	Freq	Level	Limit	Margin	Factor	Dist	Condition	Azimuth	Height	Comments	Raw	AF	CL	PA
	(Hz)	(dBuV/m)	(dBuV/m)	(dB)	(dB)	(m)		(°)	(m)		(dBuV)	(dB)	(dB)	(dB)
AV	5.783G	93.47	Inf	-Inf	8.48	3	Horizontal	85	1.50	-	84.99	32.44	6.19	30.14
PK	5.549G	59.75	68.20	-8.45	8.10	3	Horizontal	85	1.50	-	51.65	32.16	6.01	30.07
PK	5.7842G	103.04	Inf	-Inf	8.48	3	Horizontal	85	1.50	-	94.56	32.44	6.19	30.15
PK	5.9318G	59.41	68.20	-8.79	8.72	3	Horizontal	85	1.50	-	50.69	32.62	6.29	30.19

802.11ac VHT40_Nss1,(MCS0)_4TX

5795MHz_TX-BF

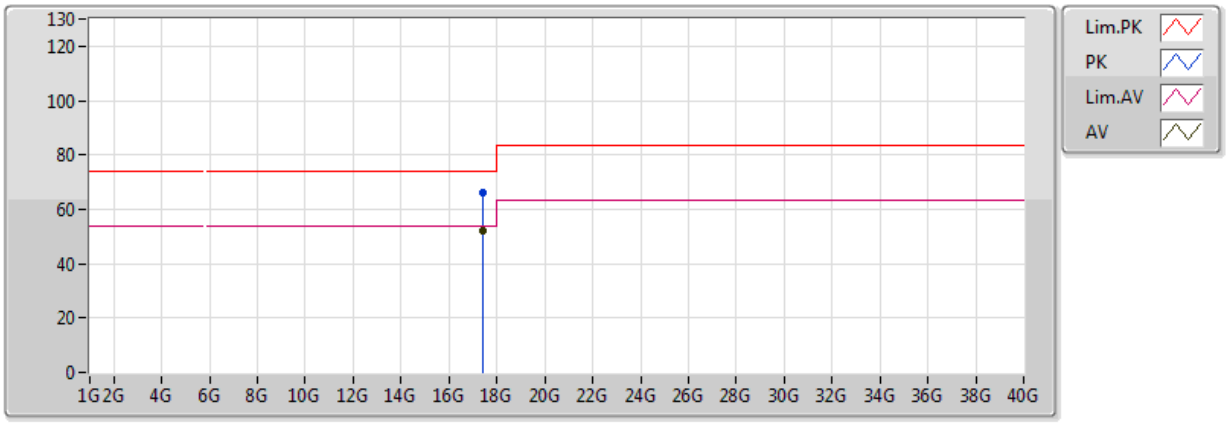

EUT = Z axis

Type	Freq	Level	Limit	Margin	Factor	Dist	Condition	Azimuth	Height	Comments	Raw	AF	CL	PA
	(Hz)	(dBuV/m)	(dBuV/m)	(dB)	(dB)	(m)		(°)	(m)		(dBuV)	(dB)	(dB)	(dB)
AV	17.385G	52.16	54.00	-1.84	22.95	3	Vertical	240	2.74	-	29.21	42.96	11.86	31.87
PK	17.385G	66.30	74.00	-7.70	22.95	3	Vertical	240	2.74	-	43.35	42.96	11.86	31.87

802.11ac VHT40_Nss1,(MCS0)_4TX

5795MHz_TX-BF

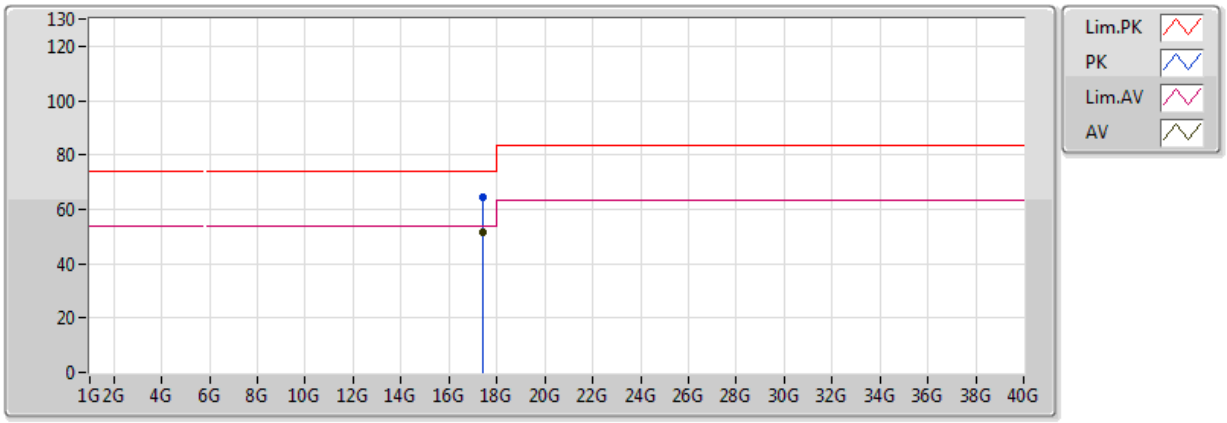

EUT = Z axis

Type	Freq	Level	Limit	Margin	Factor	Dist	Condition	Azimuth	Height	Comments	Raw	AF	CL	PA
	(Hz)	(dBuV/m)	(dBuV/m)	(dB)	(dB)	(m)		(°)	(m)		(dBuV)	(dB)	(dB)	(dB)
AV	17.385G	51.32	54.00	-2.68	22.95	3	Horizontal	5	3.00	-	28.37	42.96	11.86	31.87
PK	17.385G	64.55	74.00	-9.45	22.95	3	Horizontal	5	3.00	-	41.60	42.96	11.86	31.87

802.11ac VHT80_Nss1,(MCS0)_4TX

5210MHz_TX-BF

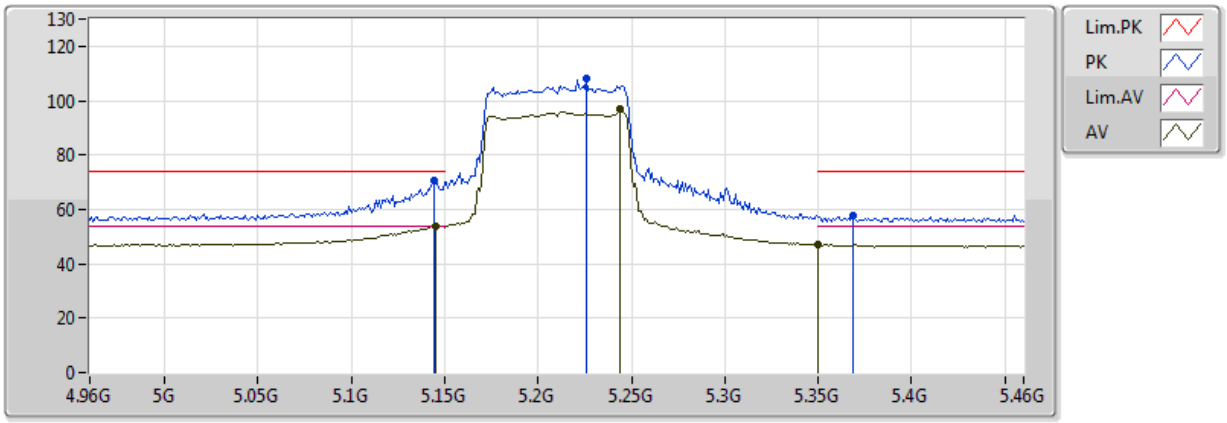

EUT = Z axis

Type	Freq	Level	Limit	Margin	Factor	Dist	Condition	Azimuth	Height	Comments	Raw	AF	CL	PA
	(Hz)	(dBuV/m)	(dBuV/m)	(dB)	(dB)	(m)		(°)	(m)		(dBuV)	(dB)	(dB)	(dB)
AV	5.145G	53.66	54.00	-0.34	2.89	3	Vertical	164	1.50	-	50.77	31.62	6.48	35.21
AV	5.244G	96.90	Inf	-Inf	3.00	3	Vertical	164	1.50	-	94.90	31.70	6.50	35.20
AV	5.350005G	46.99	54.00	-7.01	3.11	3	Vertical	164	1.50	-	43.88	31.78	6.52	35.18
PK	5.144G	70.35	74.00	-3.65	2.89	3	Vertical	164	1.50	-	67.46	31.62	6.48	35.21
PK	5.226G	107.88	Inf	-Inf	2.98	3	Vertical	164	1.50	-	104.90	31.68	6.50	35.20
PK	5.369G	57.71	74.00	-16.29	3.13	3	Vertical	164	1.50	-	54.58	31.80	6.52	35.18

802.11ac VHT80_Nss1,(MCS0)_4TX

5210MHz_TX-BF

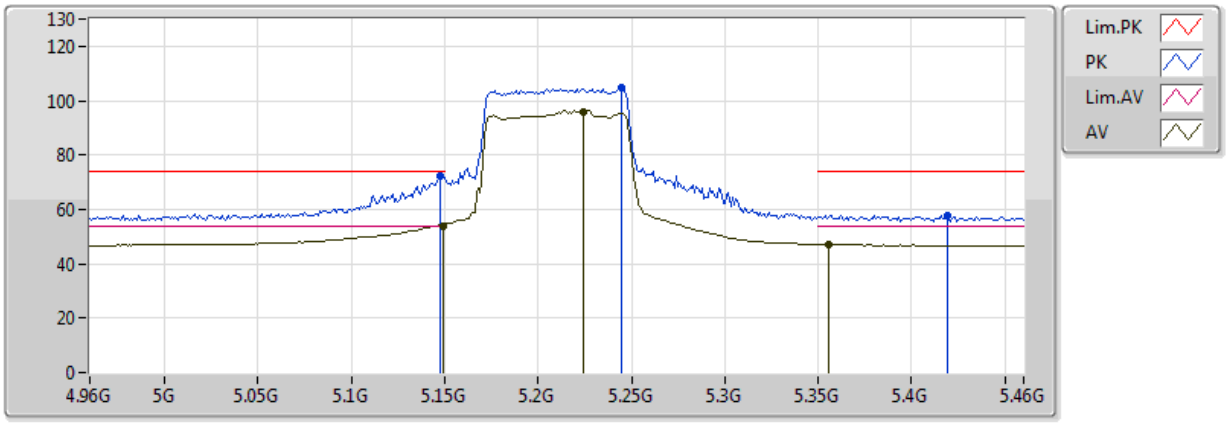

EUT = Z axis

Type	Freq	Level	Limit	Margin	Factor	Dist	Condition	Azimuth	Height	Comments	Raw	AF	CL	PA
	(Hz)	(dBuV/m)	(dBuV/m)	(dB)	(dB)	(m)		(°)	(m)		(dBuV)	(dB)	(dB)	(dB)
AV	5.149G	53.71	54.00	-0.29	2.90	3	Horizontal	301	1.03	-	50.81	31.62	6.48	35.21
AV	5.224G	95.83	Inf	-Inf	2.98	3	Horizontal	301	1.03	-	92.85	31.68	6.49	35.20
AV	5.356G	46.91	54.00	-7.09	3.12	3	Horizontal	301	1.03	-	43.79	31.78	6.52	35.18
PK	5.148G	72.02	74.00	-1.98	2.90	3	Horizontal	301	1.03	-	69.13	31.62	6.48	35.21
PK	5.245G	104.77	Inf	-Inf	3.00	3	Horizontal	301	1.03	-	101.77	31.70	6.50	35.20
PK	5.419G	57.91	74.00	-16.09	3.18	3	Horizontal	301	1.03	-	54.73	31.84	6.52	35.18

802.11ac VHT80_Nss1,(MCS0)_4TX

5210MHz_TX-BF

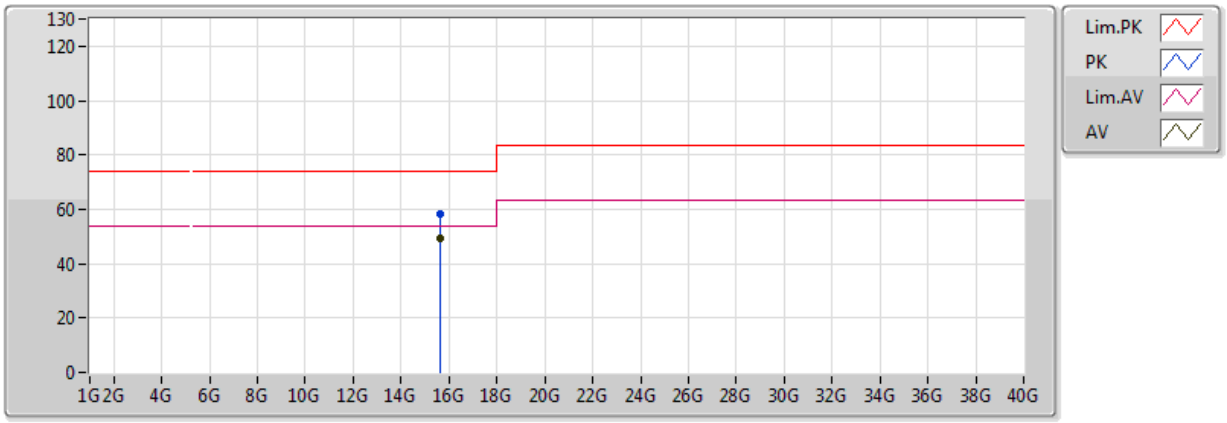

EUT = Z axis

Type	Freq	Level	Limit	Margin	Factor	Dist	Condition	Azimuth	Height	Comments	Raw	AF	CL	PA
	(Hz)	(dBuV/m)	(dBuV/m)	(dB)	(dB)	(m)		(°)	(m)		(dBuV)	(dB)	(dB)	(dB)
AV	15.63G	49.27	54.00	-4.73	14.32	3	Vertical	69	1.50	-	34.95	38.56	11.29	35.53
PK	15.63G	58.02	74.00	-15.98	14.32	3	Vertical	69	1.50	-	43.70	38.56	11.29	35.53

802.11ac VHT80_Nss1,(MCS0)_4TX

5210MHz_TX-BF

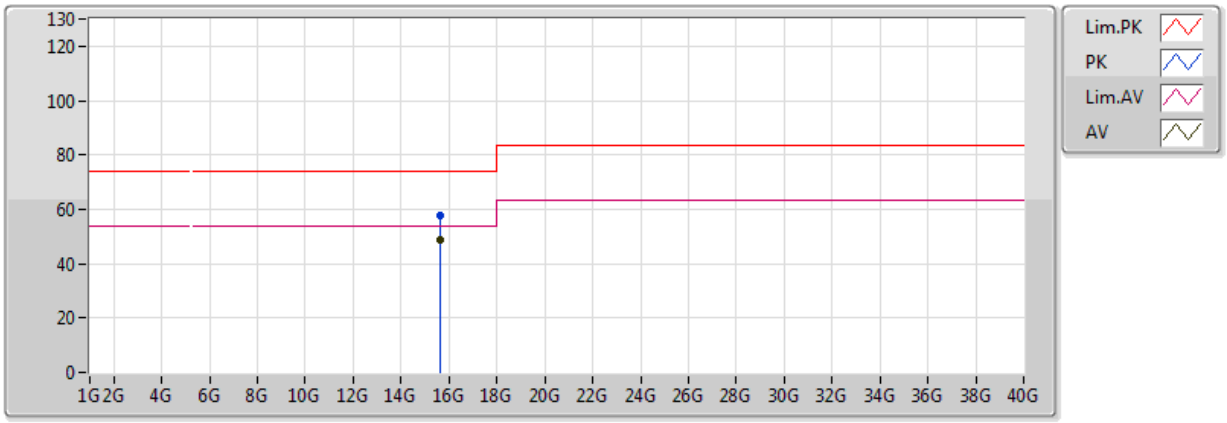

EUT = Z axis

Type	Freq	Level	Limit	Margin	Factor	Dist	Condition	Azimuth	Height	Comments	Raw	AF	CL	PA
	(Hz)	(dBuV/m)	(dBuV/m)	(dB)	(dB)	(m)		(°)	(m)		(dBuV)	(dB)	(dB)	(dB)
AV	15.63G	48.66	54.00	-5.34	14.32	3	Horizontal	216	1.50	-	34.34	38.56	11.29	35.53
PK	15.63G	57.74	74.00	-16.26	14.32	3	Horizontal	216	1.50	-	43.42	38.56	11.29	35.53

802.11ac VHT80_Nss1,(MCS0)_4TX

5290MHz_TX-BF

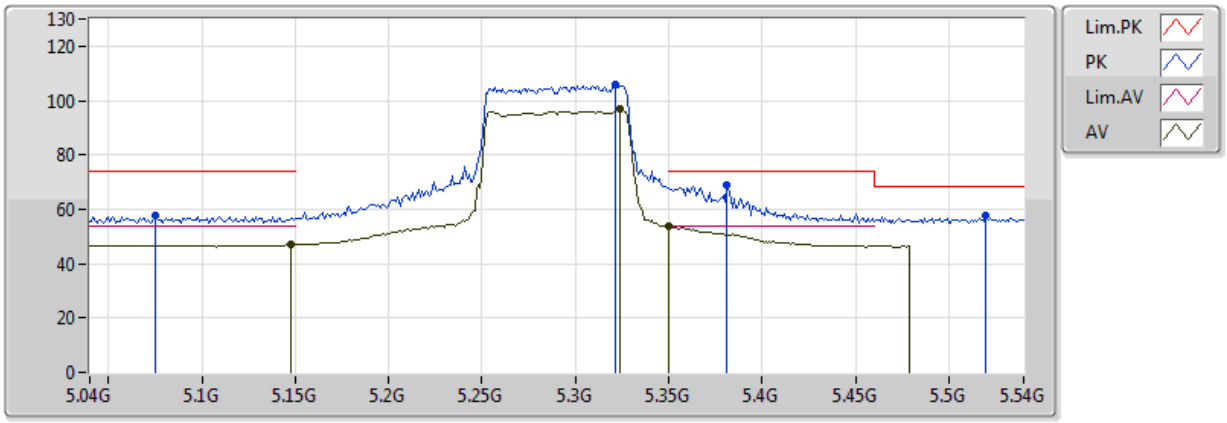

EUT = Z axis

Type	Freq	Level	Limit	Margin	Factor	Dist	Condition	Azimuth	Height	Comments	Raw	AF	CL	PA
	(Hz)	(dBuV/m)	(dBuV/m)	(dB)	(dB)	(m)		(°)	(m)		(dBuV)	(dB)	(dB)	(dB)
AV	5.148G	47.01	54.00	-6.99	2.90	3	Vertical	237	1.02	-	44.11	31.62	6.48	35.21
AV	5.324G	97.07	Inf	-Inf	3.08	3	Vertical	237	1.02	-	93.99	31.76	6.51	35.19
AV	5.350005G	53.70	54.00	-0.30	3.11	3	Vertical	237	1.02	-	50.59	31.78	6.52	35.18
PK	5.075G	57.44	74.00	-16.56	2.82	3	Vertical	237	1.02	-	54.62	31.56	6.48	35.21
PK	5.321G	105.98	Inf	-Inf	3.08	3	Vertical	237	1.02	-	102.90	31.76	6.51	35.19
PK	5.381G	68.72	74.00	-5.28	3.14	3	Vertical	237	1.02	-	65.58	31.80	6.52	35.18
PK	5.52G	57.62	68.20	-10.58	3.29	3	Vertical	237	1.02	-	54.33	31.92	6.53	35.17

802.11ac VHT80_Nss1,(MCS0)_4TX

5290MHz_TX-BF

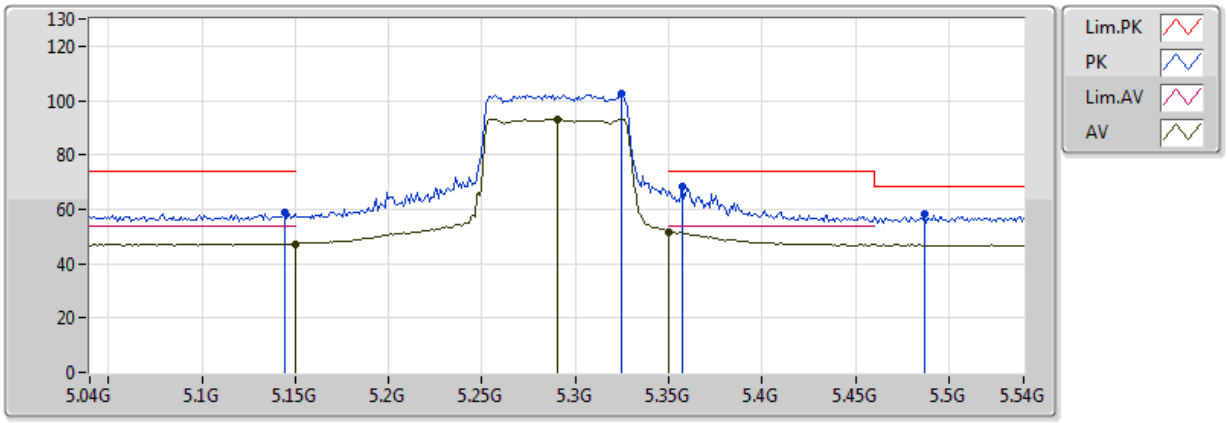

EUT = Z axis

Type	Freq	Level	Limit	Margin	Factor	Dist	Condition	Azimuth	Height	Comments	Raw	AF	CL	PA
	(Hz)	(dBuV/m)	(dBuV/m)	(dB)	(dB)	(m)		(°)	(m)		(dBuV)	(dB)	(dB)	(dB)
AV	5.149995G	47.31	54.00	-6.69	2.90	3	Horizontal	300	1.01	-	44.41	31.62	6.48	35.21
AV	5.29G	93.27	Inf	-Inf	3.05	3	Horizontal	300	1.01	-	90.22	31.73	6.51	35.19
AV	5.350005G	51.77	54.00	-2.23	3.11	3	Horizontal	300	1.01	-	48.66	31.78	6.52	35.18
PK	5.144G	58.67	74.00	-15.33	2.89	3	Horizontal	300	1.01	-	55.78	31.62	6.48	35.21
PK	5.325G	102.75	Inf	-Inf	3.08	3	Horizontal	300	1.01	-	99.67	31.76	6.51	35.19
PK	5.357G	68.12	74.00	-5.88	3.12	3	Horizontal	300	1.01	-	65.01	31.79	6.52	35.18
PK	5.487G	58.20	68.20	-10.00	3.26	3	Horizontal	300	1.01	-	54.94	31.89	6.54	35.17

802.11ac VHT80_Nss1,(MCS0)_4TX

5290MHz_TX-BF

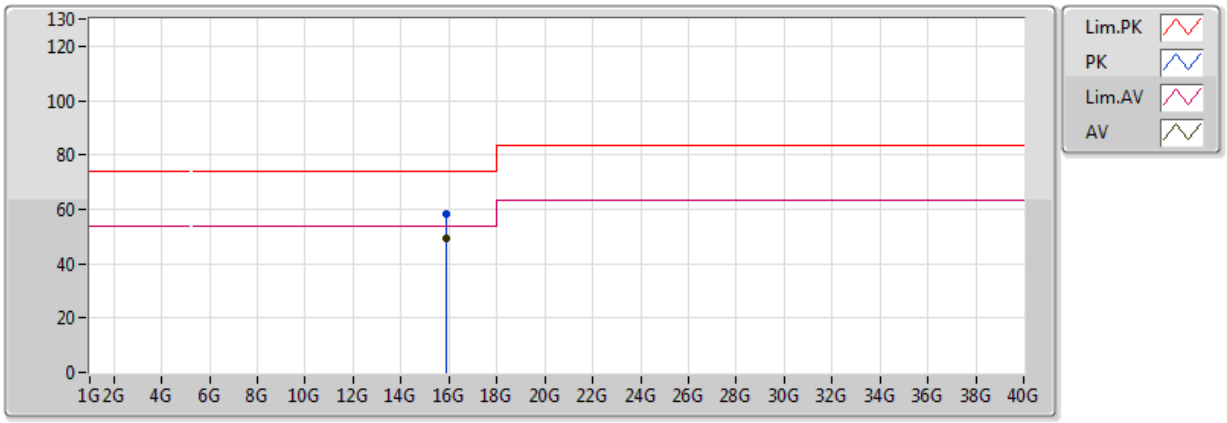

EUT = Z axis

Type	Freq	Level	Limit	Margin	Factor	Dist	Condition	Azimuth	Height	Comments	Raw	AF	CL	PA
	(Hz)	(dBuV/m)	(dBuV/m)	(dB)	(dB)	(m)		(°)	(m)		(dBuV)	(dB)	(dB)	(dB)
AV	15.87G	49.05	54.00	-4.95	13.43	3	Vertical	220	1.50	-	35.62	37.74	11.49	35.80
PK	15.87G	58.23	74.00	-15.77	13.43	3	Vertical	220	1.50	-	44.80	37.74	11.49	35.80

802.11ac VHT80_Nss1,(MCS0)_4TX

5290MHz_TX-BF

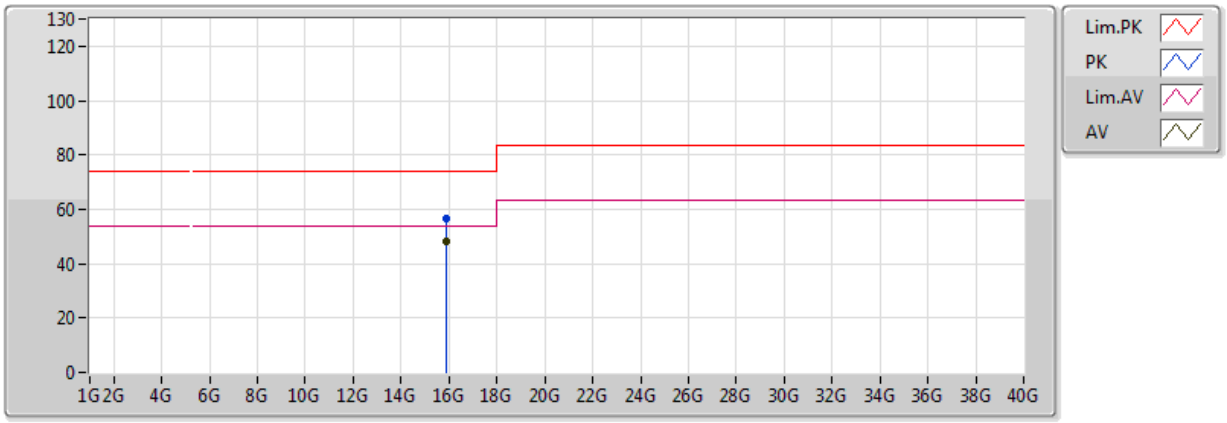

EUT = Z axis

Type	Freq	Level	Limit	Margin	Factor	Dist	Condition	Azimuth	Height	Comments	Raw	AF	CL	PA
	(Hz)	(dBuV/m)	(dBuV/m)	(dB)	(dB)	(m)		(°)	(m)		(dBuV)	(dB)	(dB)	(dB)
AV	15.87G	48.02	54.00	-5.98	13.43	3	Horizontal	35	1.50	-	34.59	37.74	11.49	35.80
PK	15.87G	56.63	74.00	-17.37	13.43	3	Horizontal	35	1.50	-	43.20	37.74	11.49	35.80

802.11ac VHT80_Nss1,(MCS0)_4TX

5530MHz_TX-BF

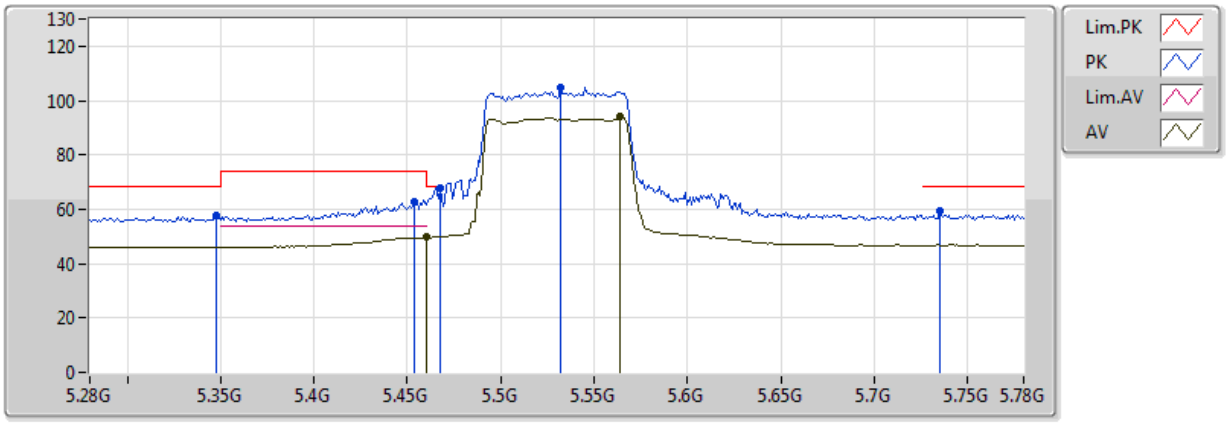

EUT = Z axis

Type	Freq	Level	Limit	Margin	Factor	Dist	Condition	Azimuth	Height	Comments	Raw	AF	CL	PA
	(Hz)	(dBuV/m)	(dBuV/m)	(dB)	(dB)	(m)		(°)	(m)		(dBuV)	(dB)	(dB)	(dB)
AV	5.46G	49.61	54.00	-4.39	3.23	3	Vertical	340	1.08	-	46.38	31.87	6.53	35.17
AV	5.564G	93.88	Inf	-Inf	3.32	3	Vertical	340	1.08	-	90.56	31.98	6.52	35.18
PK	5.348G	57.49	68.20	-10.71	3.11	3	Vertical	340	1.08	-	54.38	31.78	6.51	35.19
PK	5.454G	62.69	74.00	-11.31	3.22	3	Vertical	340	1.08	-	59.47	31.86	6.53	35.17
PK	5.468G	67.97	68.20	-0.23	3.23	3	Vertical	340	1.08	-	64.74	31.87	6.53	35.17
PK	5.532G	105.04	Inf	-Inf	3.30	3	Vertical	340	1.08	-	101.74	31.94	6.53	35.17
PK	5.735G	59.17	68.20	-9.03	3.46	3	Vertical	340	1.08	-	55.71	32.18	6.47	35.18

802.11ac VHT80_Nss1,(MCS0)_4TX

5530MHz_TX-BF

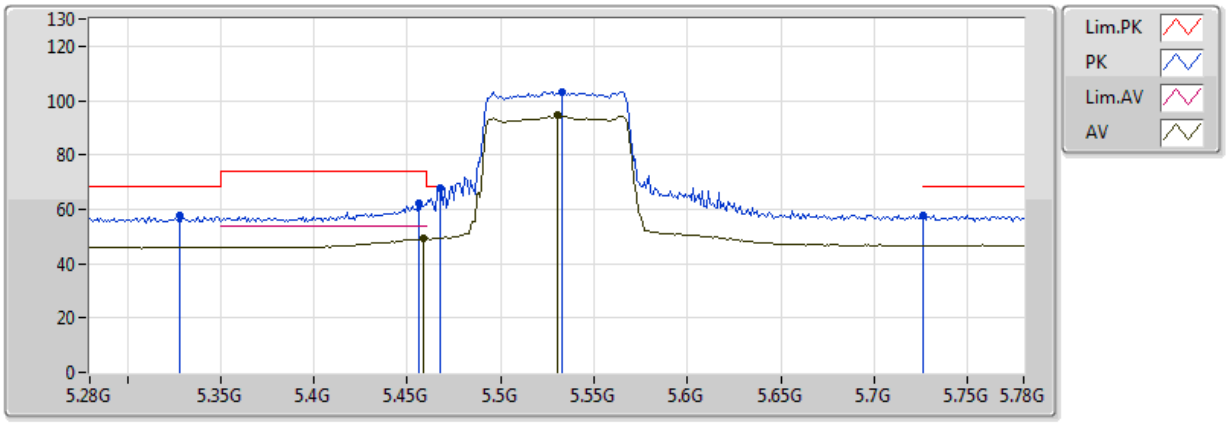

EUT = Z axis

Type	Freq	Level	Limit	Margin	Factor	Dist	Condition	Azimuth	Height	Comments	Raw	AF	CL	PA
	(Hz)	(dBuV/m)	(dBuV/m)	(dB)	(dB)	(m)		(°)	(m)		(dBuV)	(dB)	(dB)	(dB)
AV	5.459G	49.13	54.00	-4.87	3.22	3	Horizontal	305	1.06	-	45.90	31.87	6.53	35.17
AV	5.53G	94.67	Inf	-Inf	3.29	3	Horizontal	305	1.06	-	91.37	31.94	6.53	35.17
PK	5.328G	57.53	68.20	-10.67	3.09	3	Horizontal	305	1.06	-	54.44	31.76	6.51	35.19
PK	5.456G	62.21	74.00	-11.79	3.22	3	Horizontal	305	1.06	-	58.99	31.86	6.53	35.17
PK	5.468G	68.03	68.20	-0.17	3.23	3	Horizontal	305	1.06	-	64.80	31.87	6.53	35.17
PK	5.533G	103.18	Inf	-Inf	3.30	3	Horizontal	305	1.06	-	99.88	31.94	6.53	35.17
PK	5.726G	57.70	68.20	-10.50	3.46	3	Horizontal	305	1.06	-	54.24	32.17	6.47	35.18

802.11ac VHT80_Nss1,(MCS0)_4TX

5530MHz_TX-BF

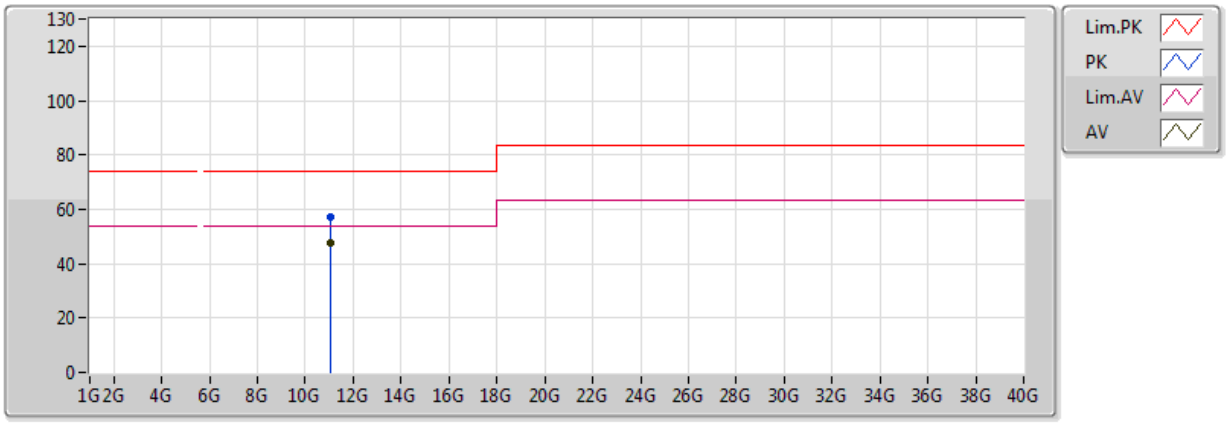

EUT = Z axis

Type	Freq	Level	Limit	Margin	Factor	Dist	Condition	Azimuth	Height	Comments	Raw	AF	CL	PA
	(Hz)	(dBuV/m)	(dBuV/m)	(dB)	(dB)	(m)		(°)	(m)		(dBuV)	(dB)	(dB)	(dB)
AV	11.06G	47.82	54.00	-6.18	14.36	3	Vertical	0	1.50	-	33.46	40.21	9.54	35.39
PK	11.06G	56.94	74.00	-17.06	14.36	3	Vertical	0	1.50	-	42.59	40.21	9.54	35.39

802.11ac VHT80_Nss1,(MCS0)_4TX

5530MHz_TX-BF

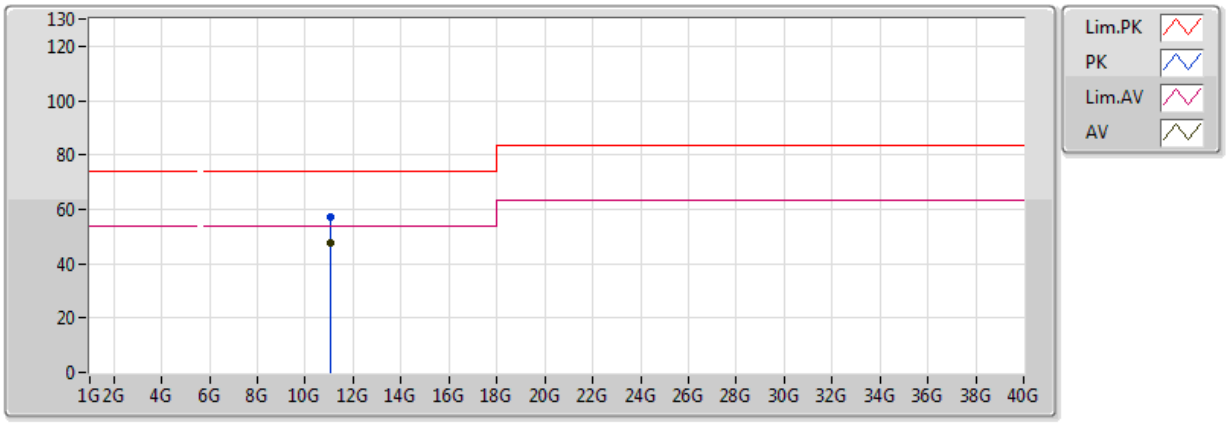

EUT = Z axis

Type	Freq	Level	Limit	Margin	Factor	Dist	Condition	Azimuth	Height	Comments	Raw	AF	CL	PA
	(Hz)	(dBuV/m)	(dBuV/m)	(dB)	(dB)	(m)		(°)	(m)		(dBuV)	(dB)	(dB)	(dB)
AV	11.06G	47.85	54.00	-6.15	14.36	3	Horizontal	360	1.50	-	33.49	40.21	9.54	35.39
PK	11.06G	57.16	74.00	-16.84	14.36	3	Horizontal	360	1.50	-	42.81	40.21	9.54	35.39

802.11ac VHT80_Nss1,(MCS0)_4TX

5610MHz_TX-BF

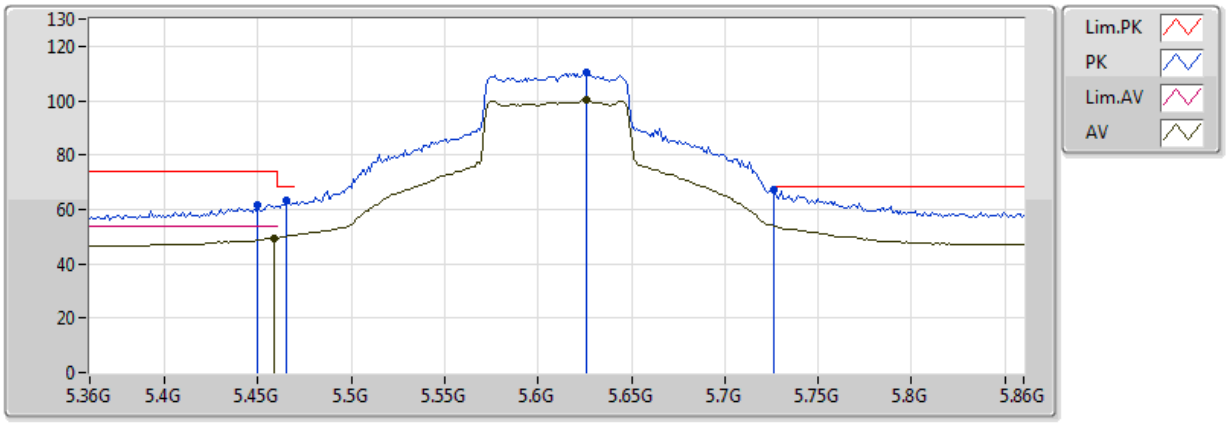

EUT = Z axis

Type	Freq	Level	Limit	Margin	Factor	Dist	Condition	Azimuth	Height	Comments	Raw	AF	CL	PA
	(Hz)	(dBuV/m)	(dBuV/m)	(dB)	(dB)	(m)		(°)	(m)		(dBuV)	(dB)	(dB)	(dB)
AV	5.459G	49.38	54.00	-4.62	3.22	3	Vertical	323	1.01	-	46.16	31.87	6.53	35.17
AV	5.626G	100.15	Inf	-Inf	3.37	3	Vertical	323	1.01	-	96.78	32.05	6.50	35.18
PK	5.45G	61.64	74.00	-12.36	3.22	3	Vertical	323	1.01	-	58.42	31.86	6.53	35.17
PK	5.465G	63.51	68.20	-4.69	3.23	3	Vertical	323	1.01	-	60.28	31.87	6.53	35.17
PK	5.626G	110.36	Inf	-Inf	3.37	3	Vertical	323	1.01	-	106.99	32.05	6.50	35.18
PK	5.726G	67.03	68.20	-1.17	3.46	3	Vertical	323	1.01	-	63.57	32.17	6.47	35.18

802.11ac VHT80_Nss1,(MCS0)_4TX

5610MHz_TX-BF

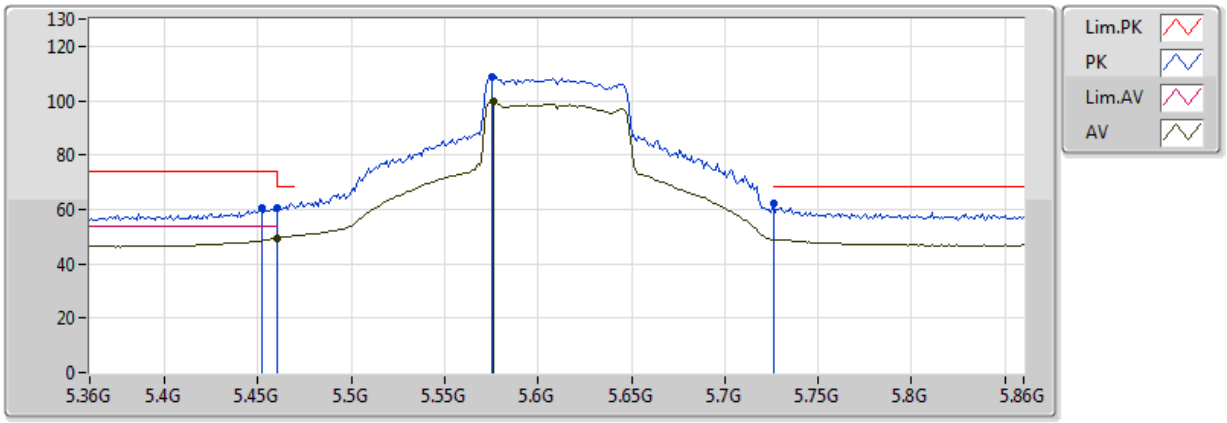

EUT = Z axis

Type	Freq	Level	Limit	Margin	Factor	Dist	Condition	Azimuth	Height	Comments	Raw	AF	CL	PA
	(Hz)	(dBuV/m)	(dBuV/m)	(dB)	(dB)	(m)		(°)	(m)		(dBuV)	(dB)	(dB)	(dB)
AV	5.46G	49.29	54.00	-4.71	3.23	3	Horizontal	302	1.00	-	46.06	31.87	6.53	35.17
AV	5.576G	99.60	Inf	-Inf	3.33	3	Horizontal	302	1.00	-	96.27	31.99	6.52	35.18
PK	5.452G	60.45	74.00	-13.55	3.22	3	Horizontal	302	1.00	-	57.23	31.86	6.53	35.17
PK	5.46G	60.77	74.00	-13.23	3.23	3	Horizontal	302	1.00	-	57.54	31.87	6.53	35.17
PK	5.575G	108.93	Inf	-Inf	3.33	3	Horizontal	302	1.00	-	105.60	31.99	6.52	35.18
PK	5.726G	62.23	68.20	-5.97	3.46	3	Horizontal	302	1.00	-	58.77	32.17	6.47	35.18

802.11ac VHT80_Nss1,(MCS0)_4TX

5610MHz_TX-BF

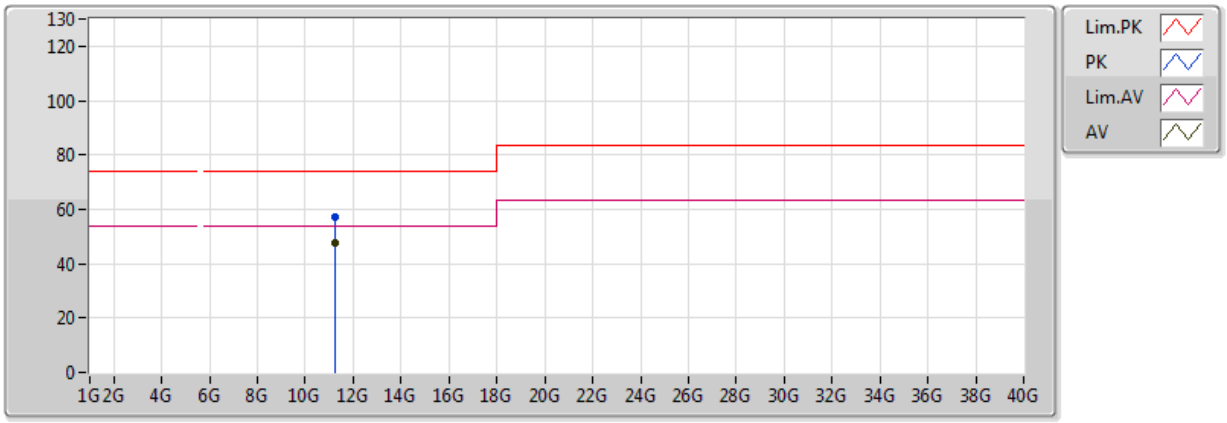

EUT = Z axis

Type	Freq	Level	Limit	Margin	Factor	Dist	Condition	Azimuth	Height	Comments	Raw	AF	CL	PA
	(Hz)	(dBuV/m)	(dBuV/m)	(dB)	(dB)	(m)		(°)	(m)		(dBuV)	(dB)	(dB)	(dB)
AV	11.22G	47.48	54.00	-6.52	14.09	3	Vertical	0	1.50	-	33.40	39.97	9.54	35.42
PK	11.22G	57.01	74.00	-16.99	14.09	3	Vertical	0	1.50	-	42.92	39.97	9.54	35.42

802.11ac VHT80_Nss1,(MCS0)_4TX

5610MHz_TX-BF

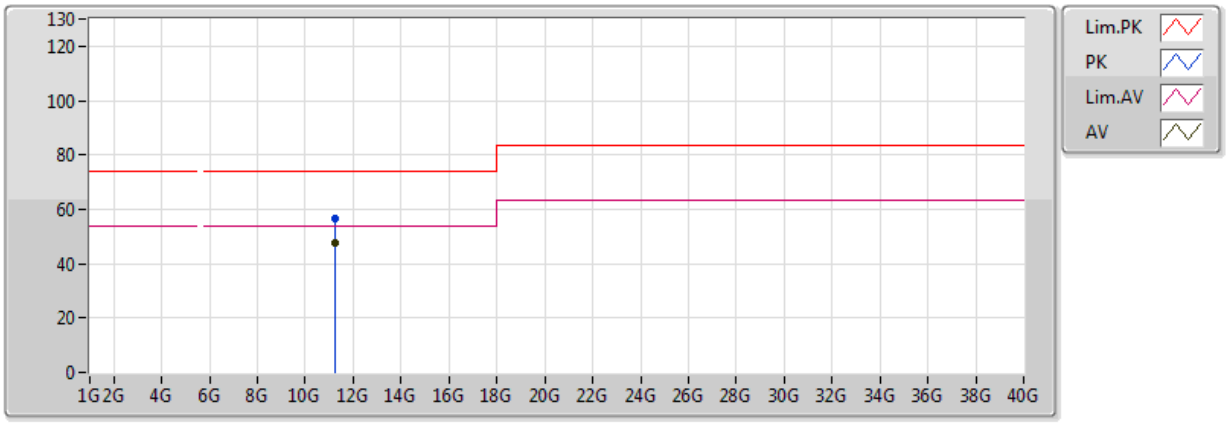

EUT = Z axis

Type	Freq	Level	Limit	Margin	Factor	Dist	Condition	Azimuth	Height	Comments	Raw	AF	CL	PA
	(Hz)	(dBuV/m)	(dBuV/m)	(dB)	(dB)	(m)		(°)	(m)		(dBuV)	(dB)	(dB)	(dB)
AV	11.22G	47.50	54.00	-6.50	14.09	3	Horizontal	360	1.50	-	33.41	39.97	9.54	35.42
PK	11.22G	56.72	74.00	-17.28	14.09	3	Horizontal	360	1.50	-	42.63	39.97	9.54	35.42

802.11ac VHT80_Nss1,(MCS0)_4TX

5690MHz Straddle 5.47-5.725GHz_TX-BF

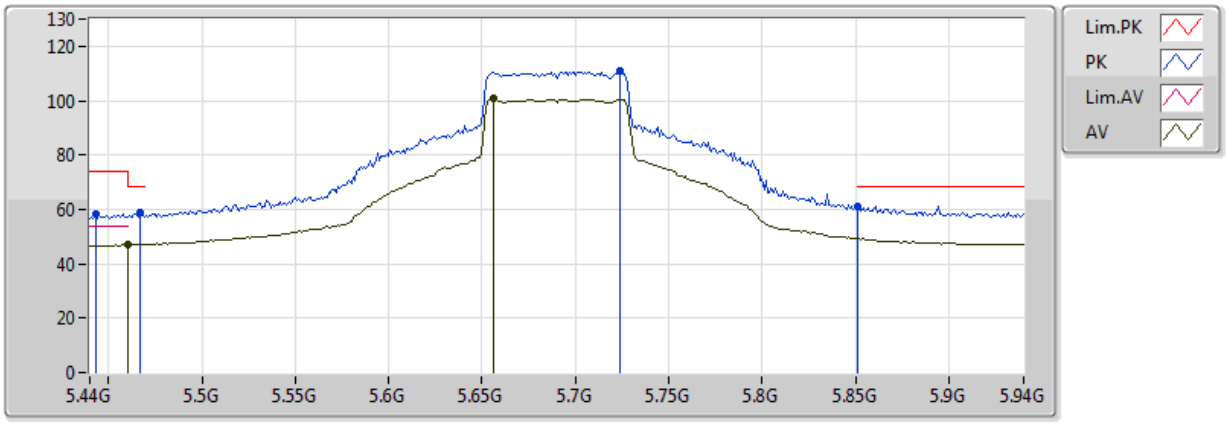

EUT = Z axis

Type	Freq	Level	Limit	Margin	Factor	Dist	Condition	Azimuth	Height	Comments	Raw	AF	CL	PA
	(Hz)	(dBuV/m)	(dBuV/m)	(dB)	(dB)	(m)		(°)	(m)		(dBuV)	(dB)	(dB)	(dB)
AV	5.46G	46.95	54.00	-7.05	3.23	3	Vertical	323	1.01	-	43.72	31.87	6.53	35.17
AV	5.656G	100.60	Inf	-Inf	3.40	3	Vertical	323	1.01	-	97.19	32.09	6.49	35.18
PK	5.443G	58.26	74.00	-15.74	3.21	3	Vertical	323	1.01	-	55.05	31.85	6.53	35.18
PK	5.467G	58.63	68.20	-9.57	3.23	3	Vertical	323	1.01	-	55.40	31.87	6.53	35.17
PK	5.724G	110.83	Inf	-Inf	3.46	3	Vertical	323	1.01	-	107.37	32.17	6.47	35.18
PK	5.851G	61.07	68.20	-7.13	3.56	3	Vertical	323	1.01	-	57.52	32.32	6.42	35.19

802.11ac VHT80_Nss1,(MCS0)_4TX

5690MHz Straddle 5.47-5.725GHz_TX-BF

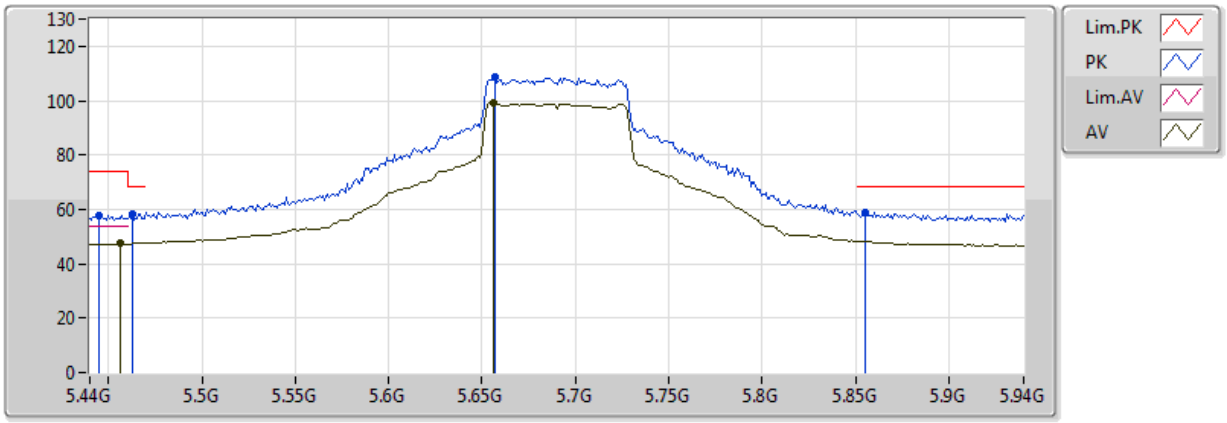

EUT = Z axis

Type	Freq	Level	Limit	Margin	Factor	Dist	Condition	Azimuth	Height	Comments	Raw	AF	CL	PA
	(Hz)	(dBuV/m)	(dBuV/m)	(dB)	(dB)	(m)		(°)	(m)		(dBuV)	(dB)	(dB)	(dB)
AV	5.456G	47.49	54.00	-6.51	3.22	3	Horizontal	280	1.04	-	44.26	31.86	6.53	35.17
AV	5.656G	99.45	Inf	-Inf	3.40	3	Horizontal	280	1.04	-	96.05	32.09	6.49	35.18
PK	5.445G	57.92	74.00	-16.08	3.21	3	Horizontal	280	1.04	-	54.71	31.86	6.53	35.18
PK	5.463G	58.10	68.20	-10.10	3.23	3	Horizontal	280	1.04	-	54.88	31.87	6.53	35.17
PK	5.657G	108.82	Inf	-Inf	3.40	3	Horizontal	280	1.04	-	105.42	32.09	6.49	35.18
PK	5.855G	59.00	68.20	-9.20	3.56	3	Horizontal	280	1.04	-	55.44	32.33	6.42	35.19

802.11ac VHT80_Nss1,(MCS0)_4TX

5690MHz Straddle 5.47-5.725GHz_TX-BF

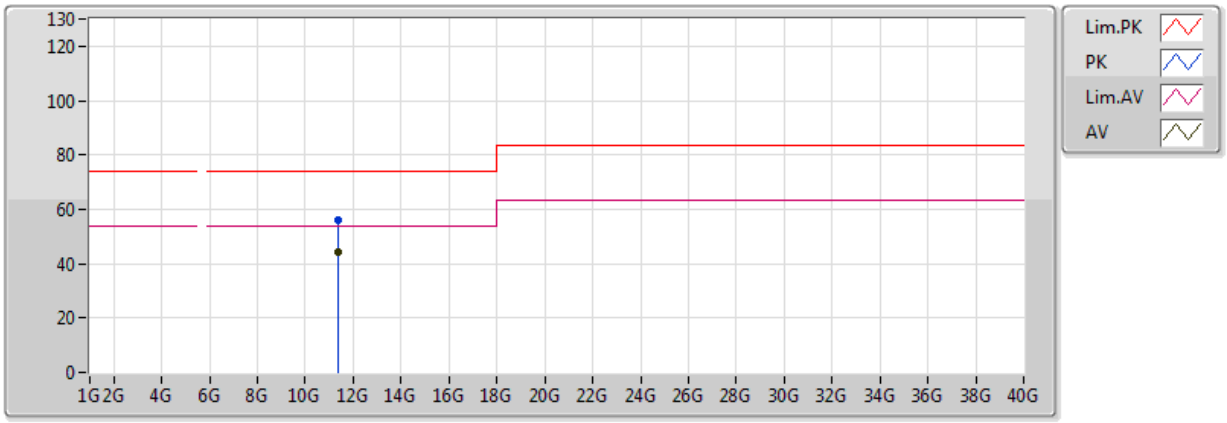

EUT = Z axis

Type	Freq	Level	Limit	Margin	Factor	Dist	Condition	Azimuth	Height	Comments	Raw	AF	CL	PA
	(Hz)	(dBuV/m)	(dBuV/m)	(dB)	(dB)	(m)		(°)	(m)		(dBuV)	(dB)	(dB)	(dB)
AV	11.38G	44.46	54.00	-9.54	13.81	3	Vertical	0	1.50	-	30.65	39.73	9.54	35.46
PK	11.38G	56.17	74.00	-17.83	13.81	3	Vertical	0	1.50	-	42.35	39.73	9.54	35.46

802.11ac VHT80_Nss1,(MCS0)_4TX

5690MHz Straddle 5.47-5.725GHz_TX-BF

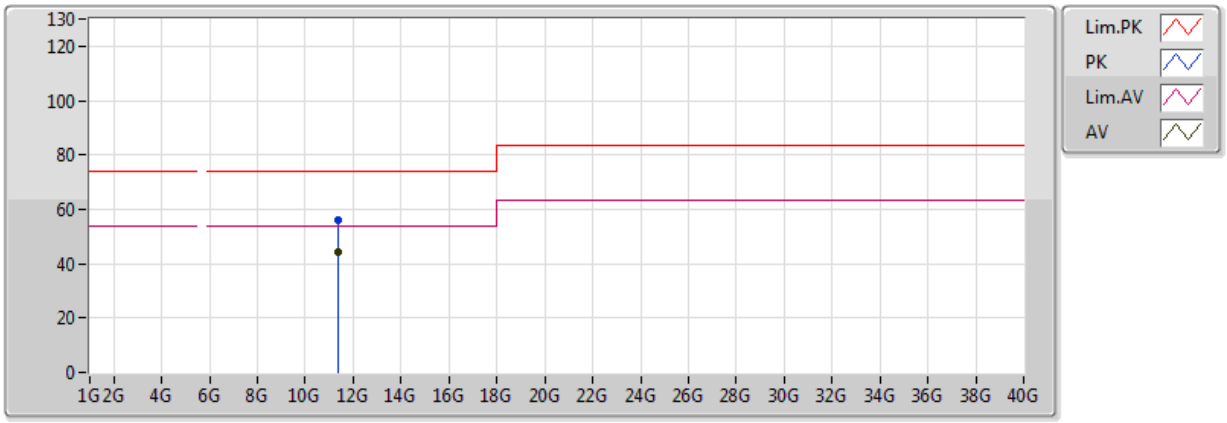

EUT = Z axis

Type	Freq	Level	Limit	Margin	Factor	Dist	Condition	Azimuth	Height	Comments	Raw	AF	CL	PA
	(Hz)	(dBuV/m)	(dBuV/m)	(dB)	(dB)	(m)		(°)	(m)		(dBuV)	(dB)	(dB)	(dB)
AV	11.38G	44.47	54.00	-9.53	13.81	3	Horizontal	360	1.50	-	30.66	39.73	9.54	35.46
PK	11.38G	56.20	74.00	-17.80	13.81	3	Horizontal	360	1.50	-	42.38	39.73	9.54	35.46

802.11ac VHT80_Nss1,(MCS0)_4TX

5775MHz_TX-BF

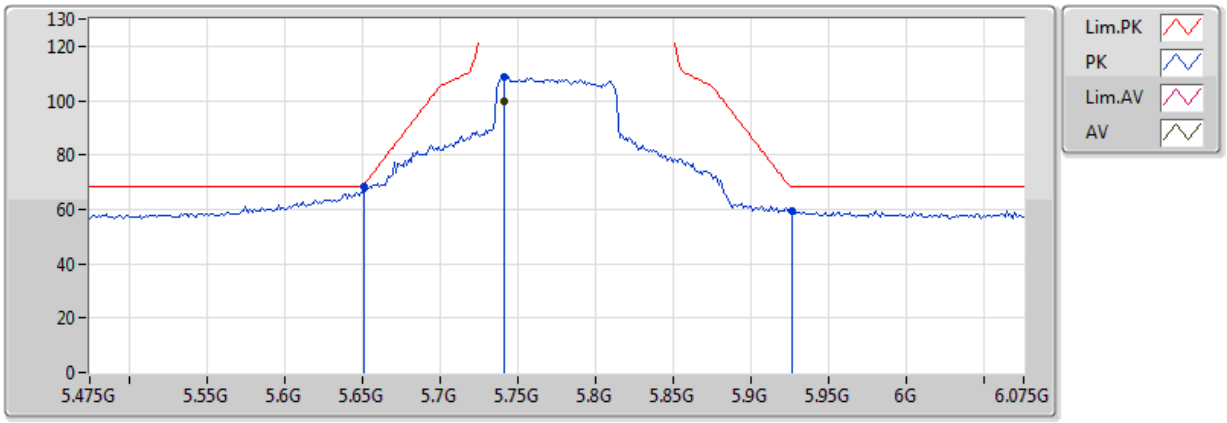

EUT = Z axis

Type	Freq	Level	Limit	Margin	Factor	Dist	Condition	Azimuth	Height	Comments	Raw	AF	CL	PA
	(Hz)	(dBuV/m)	(dBuV/m)	(dB)	(dB)	(m)		(°)	(m)		(dBuV)	(dB)	(dB)	(dB)
AV	5.7414G	99.52	Inf	-Inf	3.47	3	Horizontal	360	1.50	-	96.06	32.19	6.46	35.18
PK	5.6514G	68.17	69.24	-1.06	3.40	3	Horizontal	329	1.09	-	64.78	32.08	6.49	35.18
PK	5.7414G	108.94	Inf	-Inf	3.47	3	Horizontal	360	1.50	-	105.47	32.19	6.46	35.18
PK	5.9262G	59.63	68.20	-8.57	3.62	3	Horizontal	329	1.09	-	56.01	32.41	6.40	35.19

802.11ac VHT80_Nss1,(MCS0)_4TX

5775MHz_TX-BF

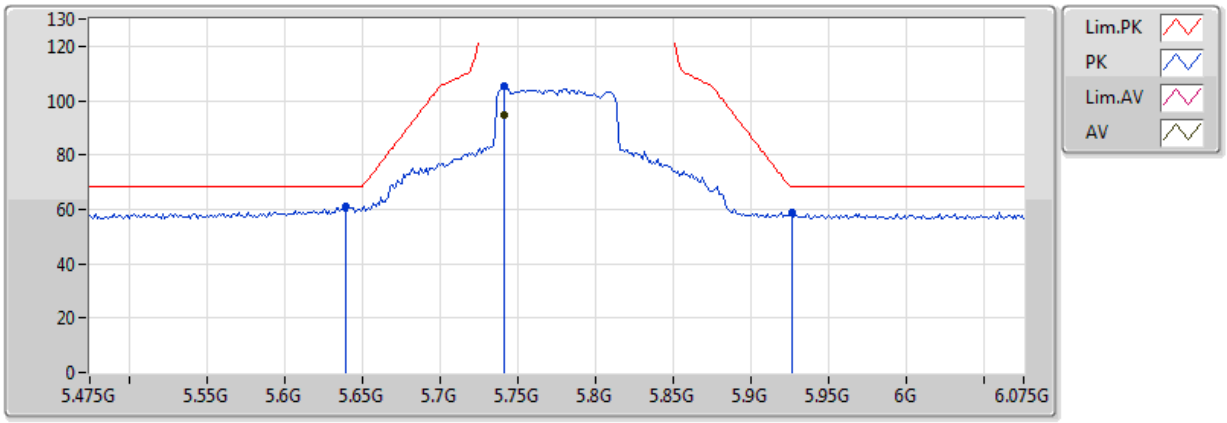

EUT = Z axis

Type	Freq	Level	Limit	Margin	Factor	Dist	Condition	Azimuth	Height	Comments	Raw	AF	CL	PA
	(Hz)	(dBuV/m)	(dBuV/m)	(dB)	(dB)	(m)		(°)	(m)		(dBuV)	(dB)	(dB)	(dB)
AV	5.7414G	94.97	Inf	-Inf	3.47	3	Horizontal	296	1.50	-	91.50	32.19	6.46	35.18
PK	5.6394G	60.93	68.20	-7.27	3.39	3	Horizontal	296	1.50	-	57.55	32.07	6.50	35.18
PK	5.7414G	105.23	Inf	-Inf	3.47	3	Horizontal	296	1.50	-	101.76	32.19	6.46	35.18
PK	5.9262G	58.62	68.20	-9.58	3.62	3	Horizontal	296	1.50	-	55.00	32.41	6.40	35.19

802.11ac VHT80_Nss1,(MCS0)_4TX

5775MHz_TX-BF

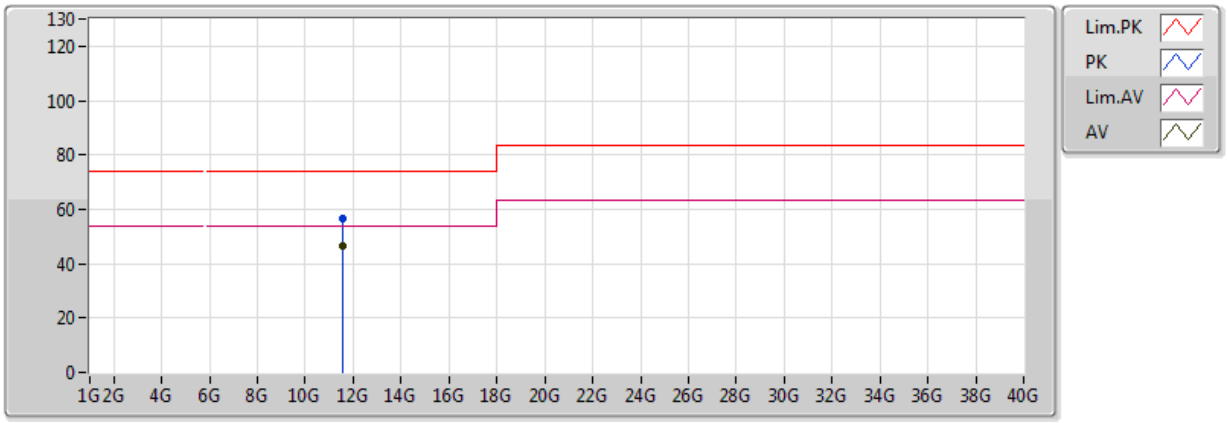

EUT = Z axis

Type	Freq	Level	Limit	Margin	Factor	Dist	Condition	Azimuth	Height	Comments	Raw	AF	CL	PA
	(Hz)	(dBuV/m)	(dBuV/m)	(dB)	(dB)	(m)		(°)	(m)		(dBuV)	(dB)	(dB)	(dB)
AV	11.55G	46.77	54.00	-7.23	13.52	3	Vertical	360	1.50	-	33.24	39.48	9.54	35.49
PK	11.55G	56.77	74.00	-17.23	13.52	3	Vertical	360	1.50	-	43.24	39.48	9.54	35.49

802.11ac VHT80_Nss1,(MCS0)_4TX

5775MHz_TX-BF

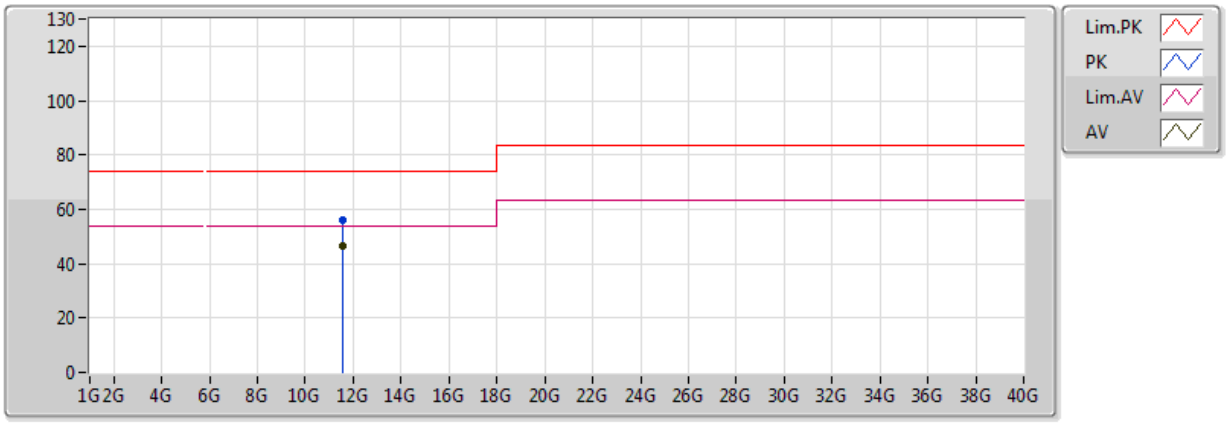

EUT = Z axis

Type	Freq	Level	Limit	Margin	Factor	Dist	Condition	Azimuth	Height	Comments	Raw	AF	CL	PA
	(Hz)	(dBuV/m)	(dBuV/m)	(dB)	(dB)	(m)		(°)	(m)		(dBuV)	(dB)	(dB)	(dB)
AV	11.55G	46.30	54.00	-7.70	13.52	3	Horizontal	0	1.50	-	32.78	39.48	9.54	35.49
PK	11.55G	56.22	74.00	-17.78	13.52	3	Horizontal	0	1.50	-	42.69	39.48	9.54	35.49

Summary

Mode	Result	Ch (Hz)	Center (Hz)	ppm	Limit (ppm)	Port	Remark
802.11a_Nss1,(6Mbps)_4TX	-	-	-	-	-	-	-
5.15-5.25GHz	Pass	5.2G	5.199906G	18.027	20	1	2 min

Result

Mode	Result	Ch (Hz)	Center (Hz)	ppm	Limit (ppm)	Port	Remark
802.11a_Nss1,(6Mbps)_4TX	-	-	-	-	-	-	-
5200MHz_0°C	Pass	5.2G	5.199989G	2.163	20	1	0 min
5200MHz_0°C	Pass	5.2G	5.199987G	2.524	20	1	2 min
5200MHz_0°C	Pass	5.2G	5.199991G	1.803	20	1	5 min
5200MHz_0°C	Pass	5.2G	5.199985G	2.884	20	1	10 min
5200MHz_10°C	Pass	5.2G	5.199983G	3.245	20	1	0 min
5200MHz_10°C	Pass	5.2G	5.199985G	2.884	20	1	2 min
5200MHz_10°C	Pass	5.2G	5.199981G	3.605	20	1	5 min
5200MHz_10°C	Pass	5.2G	5.199987G	2.524	20	1	10 min
5200MHz_20°C	Pass	5.2G	5.199934G	12.619	20	1	0 min
5200MHz_20°C	Pass	5.2G	5.199931G	13.34	20	1	2 min
5200MHz_20°C	Pass	5.2G	5.199944G	10.816	20	1	5 min
5200MHz_20°C	Pass	5.2G	5.199931G	13.34	20	1	10 min
5200MHz_30°C	Pass	5.2G	5.199936G	12.258	20	1	0 min
5200MHz_30°C	Pass	5.2G	5.199936G	12.258	20	1	2 min
5200MHz_30°C	Pass	5.2G	5.199938G	11.898	20	1	5 min
5200MHz_30°C	Pass	5.2G	5.199933G	12.979	20	1	10 min
5200MHz_40°C	Pass	5.2G	5.199908G	17.666	20	1	0 min
5200MHz_40°C	Pass	5.2G	5.199906G	18.027	20	1	2 min
5200MHz_40°C	Pass	5.2G	5.199912G	16.945	20	1	5 min
5200MHz_40°C	Pass	5.2G	5.199906G	18.027	20	1	10 min
5200MHz_126.5V	Pass	5.2G	5.199929G	13.7	20	1	0 min
5200MHz_126.5V	Pass	5.2G	5.199931G	13.34	20	1	2 min
5200MHz_126.5V	Pass	5.2G	5.199933G	12.979	20	1	5 min
5200MHz_126.5V	Pass	5.2G	5.199938G	11.898	20	1	10 min
5200MHz_110V	Pass	5.2G	5.199925G	14.421	20	1	0 min
5200MHz_110V	Pass	5.2G	5.199938G	11.898	20	1	2 min
5200MHz_110V	Pass	5.2G	5.199936G	12.258	20	1	5 min
5200MHz_110V	Pass	5.2G	5.199921G	15.142	20	1	10 min
5200MHz_93.5V	Pass	5.2G	5.199931G	13.34	20	1	0 min
5200MHz_93.5V	Pass	5.2G	5.199933G	12.979	20	1	2 min
5200MHz_93.5V	Pass	5.2G	5.199934G	12.619	20	1	5 min
5200MHz_93.5V	Pass	5.2G	5.199931G	13.34	20	1	10 min

Summary

Mode	Result	Type	Freq (Hz)	Level (dBuV/m)	Limit (dBuV/m)	Margin (dB)	Factor (dB)	Dist (m)	Condition	Azimuth (°)	Height (m)	Comments
Mode 1	Pass	AV	1.375G	50.90	54.00	-3.10	-6.82	3	Vertical	287	3.17	-

Result

Mode	Result	Type	Freq (Hz)	Level (dBuV/m)	Limit (dBuV/m)	Margin (dB)	Factor (dB)	Dist (m)	Condition	Azimuth (°)	Height (m)	Comments
Mode 1	Pass	AV	1.375G	47.52	54.00	-6.48	-6.82	3	Horizontal	77	1.71	-
Mode 1	Pass	AV	4.8G	38.50	54.00	-15.50	2.09	3	Horizontal	26	3.38	-
Mode 1	Pass	AV	6.94658G	45.02	54.00	-8.98	6.64	3	Horizontal	183	3.63	-
Mode 1	Pass	PK	1.375G	50.44	74.00	-23.56	-6.82	3	Horizontal	77	1.71	-
Mode 1	Pass	PK	4.8G	46.33	74.00	-27.67	2.09	3	Horizontal	26	3.38	-
Mode 1	Pass	PK	6.94658G	52.04	74.00	-21.96	6.64	3	Horizontal	183	3.63	-
Mode 1	Pass	AV	1.375G	50.90	54.00	-3.10	-6.82	3	Vertical	287	3.17	-
Mode 1	Pass	AV	4.8G	44.93	54.00	-9.07	2.09	3	Vertical	134	1.04	-
Mode 1	Pass	AV	6.94658G	50.82	54.00	-3.18	6.64	3	Vertical	28	2.74	-
Mode 1	Pass	PK	1.375G	53.46	74.00	-20.54	-6.82	3	Vertical	287	3.17	-
Mode 1	Pass	PK	4.8G	50.66	74.00	-23.34	2.09	3	Vertical	134	1.04	-
Mode 1	Pass	PK	6.94658G	54.78	74.00	-19.22	6.64	3	Vertical	28	2.74	-

Radiated-above 1GHz_Mode 1

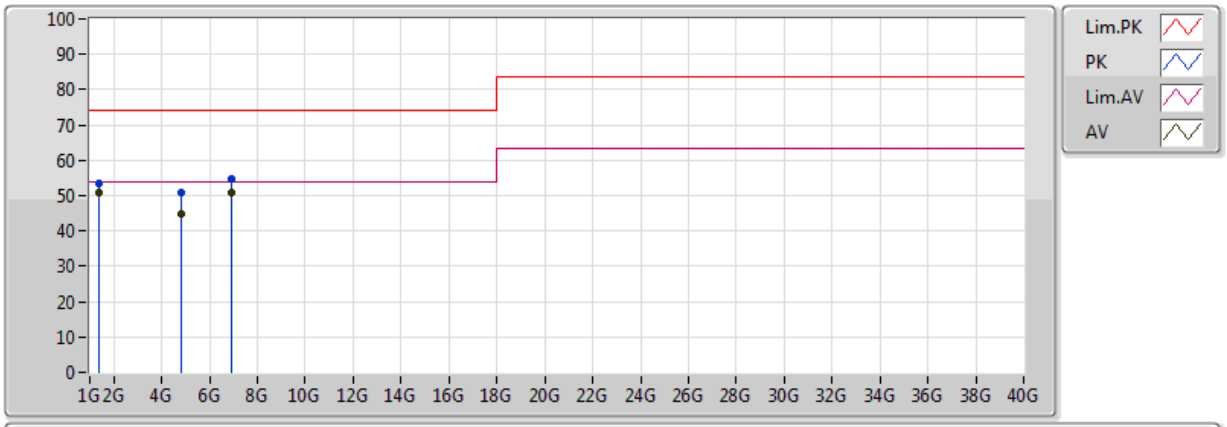

EUT = Z

Type	Freq	Level	Limit	Margin	Factor	Dist	Condition	Azimuth	Height	Comments	Raw	AF	CL	PA
	(Hz)	(dBuV/m)	(dBuV/m)	(dB)	(dB)	(m)		(°)	(m)		(dBuV)	(dB)	(dB)	(dB)
AV	1.375G	50.90	54.00	-3.10	-6.82	3	Vertical	287	3.17	-	57.72	25.20	2.68	34.70
AV	4.8G	44.93	54.00	-9.07	2.09	3	Vertical	134	1.04	-	42.84	31.24	5.38	34.53
AV	6.94658G	50.82	54.00	-3.18	6.64	3	Vertical	28	2.74	-	44.18	34.90	6.51	34.77
PK	1.375G	53.46	74.00	-20.54	-6.82	3	Vertical	287	3.17	-	60.28	25.20	2.68	34.70
PK	4.8G	50.66	74.00	-23.34	2.09	3	Vertical	134	1.04	-	48.57	31.24	5.38	34.53
PK	6.94658G	54.78	74.00	-19.22	6.64	3	Vertical	28	2.74	-	48.14	34.90	6.51	34.77

Radiated-above 1GHz_Mode 1

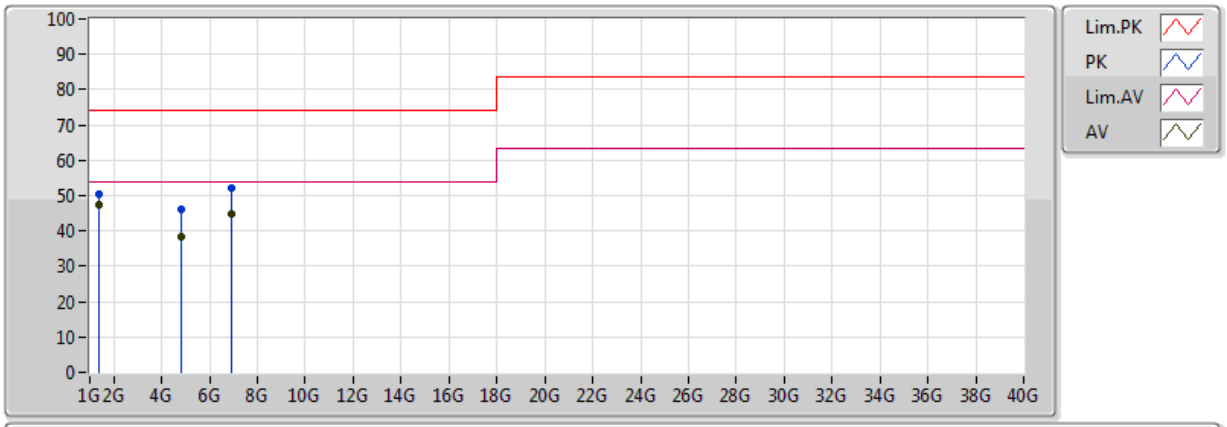

EUT = Z

Type	Freq	Level	Limit	Margin	Factor	Dist	Condition	Azimuth	Height	Comments	Raw	AF	CL	PA
	(Hz)	(dBuV/m)	(dBuV/m)	(dB)	(dB)	(m)		(°)	(m)		(dBuV)	(dB)	(dB)	(dB)
AV	1.375G	47.52	54.00	-6.48	-6.82	3	Horizontal	77	1.71	-	54.34	25.20	2.68	34.70
AV	4.8G	38.50	54.00	-15.50	2.09	3	Horizontal	26	3.38	-	36.41	31.24	5.38	34.53
AV	6.94658G	45.02	54.00	-8.98	6.64	3	Horizontal	183	3.63	-	38.38	34.90	6.51	34.77
PK	1.375G	50.44	74.00	-23.56	-6.82	3	Horizontal	77	1.71	-	57.26	25.20	2.68	34.70
PK	4.8G	46.33	74.00	-27.67	2.09	3	Horizontal	26	3.38	-	44.24	31.24	5.38	34.53
PK	6.94658G	52.04	74.00	-21.96	6.64	3	Horizontal	183	3.63	-	45.40	34.90	6.51	34.77