FCC Test Report

FCC ID	:	**L9VPBL6201**
Equipment	:	**Home Gateway**
Brand Name	:	**COMTREND**
Model Name	:	**PBL-6201, NexusLink 3124u, PRT-6302, WAP-5955u**
Applicant/ Manufacturer	:	**COMTREND Corporation 3F-1, 10 Lane 609, Chung Hsin Road, Section 5, San Chung Dist, New Taipei City 24159, Taiwan**
Factory 1	:	**Datamax Electronics (Dong Guan) Co., Ltd. Niu shan Foreign Economic Industrial park, Dong Cheng District, Dong Guan City, Guang Dong , China.**
Factory 2	:	**GIANTA CO., LTD No.130,Sec2,Yangxin Rd.,Yang Mei Dist,Taoyuan City326,Taiwan**
Standard	:	**47 CFR FCC Part 15.247**

The product was received on Jun. 29, 2020, and testing was started from Jul. 15, 2020 and completed on Jul. 31, 2020. We, SPORTON INTERNATIONAL INC. EMC & Wireless Communications Laboratory, would like to declare that the tested sample has been evaluated in accordance with the procedures given in ANSI C63.10-2013 and shown compliance with the applicable technical standards.

The test results in this report apply exclusively to the tested model / sample. Without written approval of SPORTON INTERNATIONAL INC. EMC & Wireless Communications Laboratory, the test report shall not be reproduced except in full.

Approved by: Allen Lin

SPORTON INTERNATIONAL INC. EMC & Wireless Communications Laboratory

No. 52, Huaya 1st Rd., Guishan Dist., Taoyuan City, Taiwan (R.O.C.)

Table of Contents

HISTORY OF THIS TEST REPORT **3**

SUMMARY OF TEST RESULT **4**

1 GENERAL DESCRIPTION **5**

1.1 Information 5
1.2 Testing Applied Standards 7
1.3 Testing Location Information 8
1.4 Measurement Uncertainty 8

2 TEST CONFIGURATION OF EUT **9**

2.1 Test Condition 9
2.2 Test Channel Mode 9
2.3 The Worst Case Measurement Configuration 12
2.4 Accessories 13
2.5 Support Equipment 13
2.6 Test Setup Diagram 14

3 TRANSMITTER TEST RESULT **15**

3.1 AC Power-line Conducted Emissions 15
3.2 DTS Bandwidth 17
3.3 Maximum Conducted Output Power 18
3.4 Power Spectral Density 20
3.5 Emissions in Non-restricted Frequency Bands 21
3.6 Emissions in Restricted Frequency Bands 22

4 TEST EQUIPMENT AND CALIBRATION DATA **26**

APPENDIX A. TEST RESULTS OF AC POWER-LINE CONDUCTED EMISSIONS

APPENDIX B. TEST RESULTS OF DTS BANDWIDTH

APPENDIX C. TEST RESULTS OF MAXIMUM CONDUCTED OUTPUT POWER

APPENDIX D. TEST RESULTS OF POWER SPECTRAL DENSITY

APPENDIX E. TEST RESULTS OF EMISSIONS IN NON-RESTRICTED FREQUENCY BANDS

APPENDIX F. TEST RESULTS OF EMISSIONS IN RESTRICTED FREQUENCY BANDS

APPENDIX G. TEST RESULTS OF RADIATED EMISSION CO-LOCATION

APPENDIX H. TEST PHOTOS

PHOTOGRAPHS OF EUT V02

History of this test report

Report No.	Version	Description	Issued Date
FR062445AC	01	Initial issue of report	Oct. 28, 2020
FR062445AC	02	Photographs of EUT was updated This report is the latest version replacing for the report issued on Oct. 28, 2020	Nov. 05, 2020

Summary of Test Result

Report Clause	Ref. Std. Clause	Test Items	Result (PASS/FAIL)	Remark
1.1.2	15.203	Antenna Requirement	PASS	-
3.1	15.207	AC Power-line Conducted Emissions	PASS	-
3.2	15.247(a)	DTS Bandwidth	PASS	-
3.3	15.247(b)	Maximum Conducted Output Power	PASS	-
3.4	15.247(e)	Power Spectral Density	PASS	-
3.5	15.247(d)	Emissions in Non-restricted Frequency Bands	PASS	-
3.6	15.247(d)	Emissions in Restricted Frequency Bands	PASS	-

Declaration of Conformity:
The test results with all measurement uncertainty excluded are presented in accordance with the regulation limits or requirements declared by manufacturers.
Comments and explanations:
None

Reviewed by: Sam Tsai

Report Producer: Yunha Liou

1 General Description

1.1 Information

1.1.1 RF General Information

Frequency Range (MHz)	IEEE Std. 802.11	Ch. Frequency (MHz)	Channel Number
2400-2483.5	b, g, n (HT20), ax(HEW20)	2412-2462	1-11 [11]
2400-2483.5	n (HT40), ax(HEW40)	2422-2452	3-9 [7]

Non-beamforming

Band	Mode	BWch (MHz)	Nant
2.4-2.4835GHz	802.11b	20	4TX
2.4-2.4835GHz	802.11g	20	4TX
2.4-2.4835GHz	802.11n HT20	20	4TX
2.4-2.4835GHz	802.11n HT40	40	4TX
2.4-2.4835GHz	802.11ax HEW20	20	4TX
2.4-2.4835GHz	802.11ax HEW40	40	4TX

Beamforming

Band	Mode	BWch (MHz)	Nant
2.4-2.4835GHz	802.11n HT20-BF	20	4TX
2.4-2.4835GHz	802.11n HT40-BF	40	4TX
2.4-2.4835GHz	802.11ax HEW20-BF	20	4TX
2.4-2.4835GHz	802.11ax HEW40-BF	40	4TX

Note:
- 11b mode uses a combination of DSSS-DBPSK, DQPSK, CCK modulation.
- 11g, HT20 and HT40 use a combination of OFDM-BPSK, QPSK, 16QAM, 64QAM modulation.
- HEW20, HEW40 use a combination of OFDMA-BPSK, QPSK, 16QAM, 64QAM, 256QAM, 1024QAM modulation.
- BWch is the nominal channel bandwidth.

1.1.2 Antenna Information

Ant.	Brand	Model Name	Antenna Type	Connector
1	-	9 07X00747X67	Copper Tube antenna	I-Pex
2	-	9 07X00747X67	Copper Tube antenna	I-Pex
3	-	9 07X00747X66	Copper Tube antenna	I-Pex
4	-	9 07X00747X66	Copper Tube antenna	I-Pex

Ant.	Port	Gain (dBi)				
		2.4G	5G			
			U-NII-1	U-NII-2A	U-NII-2C	U-NII-3
1	1	1.8	3.13	2.83	2.31	2.44
2	2	1.8	3.13	2.83	2.31	2.44
3	3	2.44	4.14	3.38	1.88	1.87
4	4	2.44	4.14	3.38	1.88	1.87

Note 1: The EUT has four antennas.

For 2.4GHz function:

For IEEE 802.11 b/g/n/ax mode (4TX/4RX)

Ant. 1 (port 1) ,Ant. 2 (port 2) ,Ant. 3 (port 3) and Ant. 4 (port 4)could transmit/receive simultaneously.

For 5GHz function:

For IEEE 802.11 a/n/ac/ax mode (4TX/4RX)

Ant. 1 (port 1) ,Ant. 2 (port 2) ,Ant. 3 (port 3) and Ant. 4 (port 4)could transmit/receive simultaneously.

1.1.3 EUT Information

Operational Condition				
EUT Power Type	From AC Adapter			
EUT Function	☒	Point-to-multipoint	☐	Point-to-point
Beamforming Function	☒	With beamforming	☐	Without beamforming

Type of EUT		
☒	Stand-alone	
☐	Combined (EUT where the radio part is fully integrated within another device)	
	Combined Equipment - Brand Name / Model No.:	…
☐	Plug-in radio (EUT intended for a variety of host systems)	
	Host System - Brand Name / Model No.:	…
☐	Other:	

1.1.4 Mode Test Duty Cycle

Non-beamforming

Mode	DC	DCF(dB)	T(s)	VBW(Hz) ≥ 1/T
802.11b_Nss1,(1Mbps)_4TX	0.949	0.23	12.419m	100
802.11g_Nss1,(6Mbps)_4TX	0.951	0.22	2.066m	1k
802.11n HT20_Nss1,(MCS0)_4TX	0.951	0.22	1.922m	1k
802.11n HT40_Nss1,(MCS0)_4TX	0.906	0.43	946.875u	3k
802.11ax HEW20_Nss1,(MCS0)_4TX	0.98	0.09	n/a (DC>=0.98)	n/a (DC>=0.98)
802.11ax HEW40_Nss1,(MCS0)_4TX	0.963	0.16	775u	3k

Note. If DC < 0.98, the DCF was added while measuring Output power and PSD.

Beamforming

Mode	DC	DCF(dB)	T(s)	VBW(Hz) ≥ 1/T
802.11n HT20-BF_Nss1,(MCS0)_4TX	0.896	0.48	2.897m	1k
802.11n HT40-BF_Nss1,(MCS0)_4TX	0.928	0.32	3.709m	300
802.11ax HEW20-BF_Nss1,(MCS0)_4TX	0.886	0.53	2.932m	1k
802.11ax HEW40-BF_Nss1,(MCS0)_4TX	0.853	0.69	3.102m	1k

Note. If DC < 0.98, the DCF was added while measuring Output power and PSD.

1.1.5 Table for Multiple Listing

The brand/model names in the following table are all refer to the identical product.

Brand Name	Model Name	Description
COMTREND	PBL-6201	All the models are identical, the difference model served as marketing strategy.
	NexusLink 3124u	
	PRT-6302	
	WAP-5955u	

Form the above models, model: PBL-6201 was selected as representative model for the test and its data was recorded in this report.

1.2 Testing Applied Standards

According to the specifications of the manufacturer, the EUT must comply with the requirements of the following standards:

- 47 CFR FCC Part 15
- ANSI C63.10-2013

The following reference test guidance is not within the scope of accreditation of TAF:

- KDB 558074 D01 v05r02
- KDB 662911 D01 v02r01
- KDB 414788 D01 v01r01

1.3 Testing Location Information

Testing Location					
☒	HWA YA	ADD :	No. 52, Huaya 1st Rd., Guishan Dist., Taoyuan City, Taiwan (R.O.C.)		
		TEL :	886-3-327-3456	FAX :	886-3-327-0973
Test site Designation No. TW1190 with FCC.					
☐	JHUBEI	ADD :	No.8, Ln. 724, Bo'ai St., Zhubei City, Hsinchu County, Taiwan (R.O.C.)		
		TEL :	886-3-656-9065	FAX :	886-3-656-9085
Test site Designation No. TW0006 with FCC.					
☐	Wen Shan	ADD :	No.14-1, Ln. 19, Wen 33rd St., Guishan Dist., Taoyuan City 333, Taiwan (R.O.C.)		
		TEL :	886-3-318-0787	FAX :	886-3-318-0287
Test site Designation No. TW1097 with FCC.					

Test Condition	Test Site No.	Test Engineer	Test Environment	Test Date
AC Conduction	CO04-HY	Edward	24.6~26.5°C / 53~58%	20/Jul/2020~ 31/Jul/2020
RF Conducted	TH01-HY	Barry	25.1~25.8°C / 55~59%	25/Jul/2020~ 29/Jul/2020
Radiated	03CH03-HY	Edward	22.1~23.8°C / 50~62%	15/Jul/2020~ 27/Jul/2020

1.4 Measurement Uncertainty

ISO/IEC 17025 requires that an estimate of the measurement uncertainties associated with the emissions test results be included in the report. The measurement uncertainties given below are based on a 95% confidence level (based on a coverage factor (k=2)

Test Items	Uncertainty	Remark
Conducted Emission (150kHz ~ 30MHz)	0.9 dB	Confidence levels of 95%
Radiated Emission (9kHz ~ 30MHz)	2.4 dB	Confidence levels of 95%
Radiated Emission (30MHz ~ 1,000MHz)	3.7 dB	Confidence levels of 95%
Radiated Emission (1GHz ~ 18GHz)	3.6 dB	Confidence levels of 95%
Radiated Emission (18GHz ~ 40GHz)	3.5 dB	Confidence levels of 95%
Conducted Emission	1.0 dB	Confidence levels of 95%
Temperature	0.41 °C	Confidence levels of 95%
Humidity	3.4 %	Confidence levels of 95%

2 Test Configuration of EUT

2.1 Test Condition

RF Conducted	Abbreviation	Remark
TnomVnom	Tnom	20°C
-	Vnom	120V

2.2 Test Channel Mode

Non-beamforming

Test Software Version	AccessMTool_REL_3_1_0_1

Mode	Power Setting
802.11b_Nss1,(1Mbps)_4TX	-
2412MHz	94
2417MHz	92
2437MHz	95
2457MHz	89
2462MHz	93
802.11g_Nss1,(6Mbps)_4TX	-
2412MHz	77
2417MHz	90
2437MHz	96
2457MHz	90
2462MHz	71
802.11n HT20_Nss1,(MCS0)_4TX	-
2412MHz	69
2417MHz	80
2437MHz	95
2457MHz	82
2462MHz	75
802.11n HT40_Nss1,(MCS0)_4TX	-
2422MHz	59
2427MHz	64
2437MHz	74
2447MHz	63
2452MHz	58
802.11ax HEW20_Nss1,(MCS0)_4TX	-

Mode	Power Setting
2412MHz	69
2417MHz	80
2437MHz	95
2457MHz	82
2462MHz	75
802.11ax HEW40_Nss1,(MCS0)_4TX	-
2422MHz	59
2427MHz	64
2437MHz	74
2447MHz	63
2452MHz	58

Beamforming

Test Software Version	Dos1.6

Mode	Power Setting
802.11n HT20-BF_Nss1,(MCS0)_4TX	-
2412MHz	69
2417MHz	83
2437MHz	96
2457MHz	73
2462MHz	73
802.11n HT40-BF_Nss1,(MCS0)_4TX	-
2422MHz	64
2427MHz	68
2437MHz	75
2447MHz	70
2452MHz	70
802.11ax HEW20-BF_Nss1,(MCS0)_4TX	-
2412MHz	69
2417MHz	83
2437MHz	96
2457MHz	73
2462MHz	73
802.11ax HEW40-BF_Nss1,(MCS0)_4TX	-
2422MHz	64
2427MHz	68

Mode	Power Setting
2437MHz	75
2447MHz	70
2452MHz	70

2.3 The Worst Case Measurement Configuration

The Worst Case Mode for Following Conformance Tests	
Tests Item	AC power-line conducted emissions
Condition	AC power-line conducted measurement for line and neutral
Operating Mode	CTX
1	Adapter mode; Non-Beamforming
2	Adapter mode; Beamforming

The Worst Case Mode for Following Conformance Tests	
Tests Item	DTS Bandwidth Maximum Conducted Output Power Power Spectral Density Emissions in Non-restricted Frequency Bands
Test Condition	Conducted measurement at transmit chains

The Worst Case Mode for Following Conformance Tests	
Tests Item	Emissions in Restricted Frequency Bands
Test Condition	Radiated measurement If EUT consist of multiple antenna assembly (multiple antenna are used in EUT regardless of spatial multiplexing MIMO configuration), the radiated test should be performed with highest antenna gain of each antenna type.
Operating Mode < 1GHz	CTX
1	Adapter mode
Operating Mode > 1GHz	CTX
Orthogonal Planes of EUT	**Z Plane**

The Worst Case Mode for Following Conformance Tests	
Tests Item	Simultaneous Transmission Analysis
Test Condition	Radiated measurement
Operating Mode	Normal Link
1	WLAN 2.4GHz+WLAN 5GHz
Refer to Sporton Test Report No.: FA062445 for Co-location RF Exposure Evaluation and Appendix G for Radiated Emission Co-location.	

2.4 Accessories

Accessories				
AC Adapter	**Brand Name**	AMIGO	Model Name	AMS241-1203000FU
	Power Rating	I/P:100 - 240Vac, 1.2A, O/P: 12Vdc, 3A		
	Power Cord	1.8 meter, non-shielded cable, w/o ferrite core		

Reminder: Regarding to more detail and other information, please refer to user manual.

2.5 Support Equipment

Support Equipment – Conducted					
No.	**Equipment**	**Brand Name**	**Model Name**	**FCC ID**	**Remark**
1	Notebook	DELL	E5410	-	-
2	Adapter for NB	DELL	HA65NM130	-	-

2.6 Test Setup Diagram

Test Setup Diagram – AC Line Conducted Emission Test

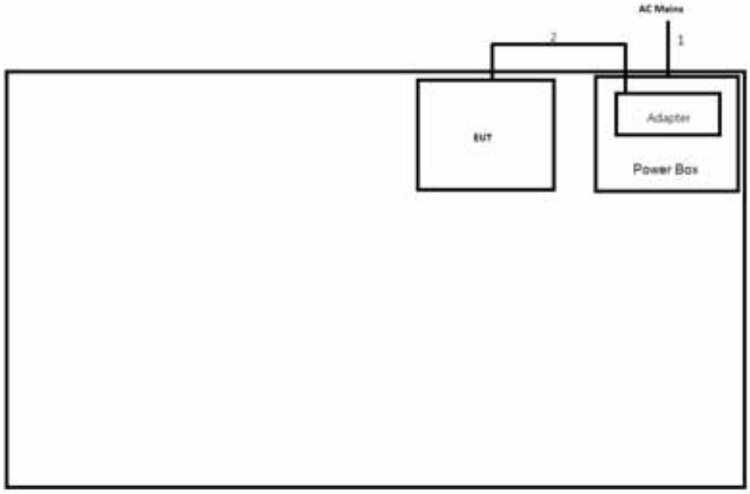

Item	Connection	Shielded	Length(m)	Remark
1	AC Power cable	No	1.8	-
2	DC Power cable	No	1.8	-

Test Setup Diagram - Radiated Test

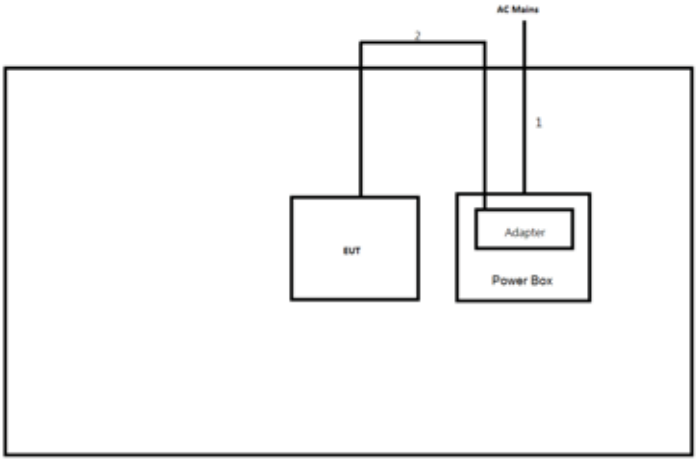

Item	Connection	Shielded	Length(m)	Remark
1	AC Power cable	No	1.8	-
2	DC Power cable	No	1.8	-

3 Transmitter Test Result

3.1 AC Power-line Conducted Emissions

3.1.1 AC Power-line Conducted Emissions Limit

AC Power-line Conducted Emissions Limit		
Frequency Emission (MHz)	**Quasi-Peak**	**Average**
0.15-0.5	66 - 56 *	56 - 46 *
0.5-5	56	46
5-30	60	50
Note 1: * Decreases with the logarithm of the frequency.		

3.1.2 Measuring Instruments

Refer a test equipment and calibration data table in this test report.

3.1.3 Test Procedures

Test Method
☒ Refer as ANSI C63.10-2013, clause 6.2 for AC power-line conducted emissions.

3.1.4 Measurement Results Calculation

The measured Level is calculated using:
Corrected Reading: Raw(Read Level) +LISN(LISN Factor) + CL(Cable Loss) + AT(Attenuator).

3.1.5 Test Setup

AC Power-line Conducted Emissions

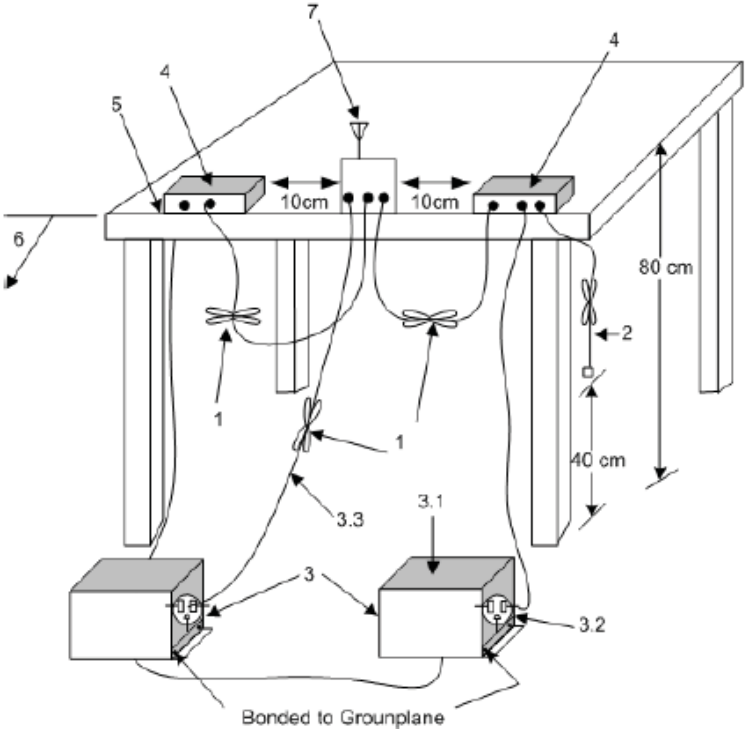

1—Interconnecting cables that hang closer than 40 cm to the ground plane shall be folded back and forth in the center forming a bundle 30 cm to 40 cm long.
2—The I/O cables that are not connected to an accessory shall be bundled in the center. The end of the cable may be terminated, if required, using the correct terminating impedance. The overall length shall not exceed 1 m.
3—EUT connected to one LISN. Unused LISN measuring port connectors shall be terminated in 50Ω loads. LISN may be placed on top of, or immediately beneath, reference ground plane.
3.1—All other equipment powered from additional LISN(s).
3.2—A multiple-outlet strip may be used for multiple power cords of non-EUT equipment.
3.3—LISN at least 80 cm from nearest part of EUT chassis.
4—Non-EUT components of EUT system being tested.
5—Rear of EUT, including peripherals, shall all be aligned and flush with edge of tabletop.
6—Edge of tabletop shall be 40 cm removed from a vertical conducting plane that is bonded to the ground plane.
7—Antenna can be integral or detachable. If detachable, then the antenna shall be attached for this test.

3.1.6 Test Result of AC Power-line Conducted Emissions

Refer as Appendix A

3.2 DTS Bandwidth

3.2.1 6dB Bandwidth Limit

6dB Bandwidth Limit
Systems using digital modulation techniques:
▪ 6 dB bandwidth ≥ 500 kHz.

3.2.2 Measuring Instruments

Refer a test equipment and calibration data table in this test report.

3.2.3 Test Procedures

Test Method	
▪ For the emission bandwidth shall be measured using one of the options below:	
	☒ Refer as KDB 558074. clause 8.2 (11.8 of ANSI C63.10) DTS bandwidth measurement.
	☐ Refer as RSS-Gen, clause 6.7 for occupied bandwidth testing.
	☐ Refer as ANSI C63.10, clause 6.9.3 for occupied bandwidth testing.

3.2.4 Test Setup

Emission Bandwidth



3.2.5 Test Result of Emission Bandwidth

Refer as Appendix B

3.3 Maximum Conducted Output Power

3.3.1 Maximum Conducted Output Power Limit

Maximum Conducted Output Power Limit		
	▪ If $G_{TX} \leq 6$ dBi, then $P_{Out} \leq 30$ dBm (1 W)	
	▪ Point-to-multipoint systems (P2M): If $G_{TX} > 6$ dBi, then $P_{Out} = 30 – (G_{TX} – 6)$ dBm	
	▪ Point-to-point systems (P2P): If $G_{TX} > 6$ dBi, then $P_{Out} = 30 – (G_{TX} – 6)/3$ dBm	
	▪ Smart antenna system (SAS):	
		- Single beam: If $G_{TX} > 6$ dBi, then $P_{Out} = 30 – (G_{TX} – 6)/3$ dBm
		- Overlap beam: If $G_{TX} > 6$ dBi, then $P_{Out} = 30 – (G_{TX} – 6)/3$ dBm
		- Aggregate power on all beams: If $G_{TX} > 6$ dBi, then $P_{Out} = 30 – (G_{TX} – 6)/3 + 8$dB dBm
e.i.r.p. Power Limit:		
▪ 2400-2483.5 MHz Band		
	▪ Point-to-multipoint systems (P2M): $P_{eirp} \leq 36$ dBm (4 W)	
	▪ Point-to-point systems (P2P): $P_{eirp} \leq MAX(36, [P_{Out} + G_{TX}])$ dBm	
	▪ Smart antenna system (SAS)	
		- Single beam: $P_{eirp} \leq MAX(36, P_{Out} + G_{TX})$ dBm
		- Overlap beam: $P_{eirp} \leq MAX(36, P_{Out} + G_{TX})$ dBm
		- Aggregate power on all beams: $P_{eirp} \leq MAX(36, [P_{Out} + G_{TX} + 8])$ dBm
P_{Out} = maximum peak conducted output power or maximum conducted output power in dBm, **G_{TX}** = the maximum transmitting antenna directional gain in dBi.		

3.3.2 Measuring Instruments

Refer a test equipment and calibration data table in this test report.

3.3.3 Test Procedures

Test Method	
▪ Maximum Peak Conducted Output Power	
	☐ Refer as KDB 558074, clause 8.3.1.1 (11.9.1.1 of ANSI C63.10) RBW ≥ EBW method.
	☐ Refer as KDB 558074, clause 8.3.1.2 (11.9.1.2 of ANSI C63.10) integrated band power method.
	☐ Refer as KDB 558074, clause 8.3.1.3 (11.9.1.3 of ANSI C63.10) peak power meter.
▪ Maximum Average Conducted Output Power	
	☐ Refer as KDB 558074, clause 8.3.2.2 (11.9.2.2 of ANSI C63.10) using a spectrum analyzer.
	☒ Refer as KDB 558074, clause 8.3.2.3 (11.9.2.3 of ANSI C63.10) using a power meter.
▪ For conducted measurement.	
	▪ If the EUT supports multiple transmit chains using options given below: Refer as KDB 662911, In-band power measurements. Using the measure-and-sum approach, measured all transmit ports individually. Sum the power (in linear power units e.g., mW) of all ports for each individual sample and save them.
	▪ If multiple transmit chains, EIRP calculation could be following as methods: $P_{total} = P_1 + P_2 + \ldots + P_n$ (calculated in linear unit [mW] and transfer to log unit [dBm]) $EIRP_{total} = P_{total} + DG$

3.3.4 Test Setup

Maximum Conducted Output Power (Power Meter)

3.3.5 Test Result of Maximum Conducted Output Power

Refer as Appendix C

3.4 Power Spectral Density

3.4.1 Power Spectral Density Limit

Power Spectral Density Limit
▪ Power Spectral Density (PSD) ≤ 8 dBm/3kHz

3.4.2 Measuring Instruments

Refer a test equipment and calibration data table in this test report.

3.4.3 Test Procedures

Test Method		
▪ Peak power spectral density procedures that the same method as used to determine the conducted output power. If maximum peak conducted output power was measured to demonstrate compliance to the output power limit, then the peak PSD procedure below (Method PKPSD) shall be used. If maximum conducted output power was measured to demonstrate compliance to the output power limit, then one of the average PSD procedures shall be used, as applicable based on the following criteria (the peak PSD procedure is also an acceptable option).		
	☒ Refer as KDB 558074, clause 8.4 (11.10 of ANSI C63.10) Max. PSD.	
▪ For conducted measurement.		
	▪ If The EUT supports multiple transmit chains using options given below:	
		▪ Measure and sum the spectra across the outputs. Refer as KDB 662911, In-band power spectral density (PSD). Sample all transmit ports simultaneously using a spectrum analyzer for each transmit port. Where the trace bin-by-bin of each transmit port summing can be performed. (i.e., in the first spectral bin of output 1 is summed with that in the first spectral bin of output 2 and that from the first spectral bin of output 3, and so on up to the NTX output to obtain the value for the first frequency bin of the summed spectrum.). Add up the amplitude (power) values for the different transmit chains and use this as the new data trace.

3.4.4 Test Setup

Power Spectral Density


3.4.5 Test Result of Power Spectral Density

Refer as Appendix D

3.5 Emissions in Non-restricted Frequency Bands

3.5.1 Emissions in Non-restricted Frequency Bands Limit

Un-restricted Band Emissions Limit	
RF output power procedure	**Limit (dB)**
Peak output power procedure	20
Average output power procedure	30

Note 1: If the peak output power procedure is used to measure the fundamental emission power to demonstrate compliance to requirements, then the peak conducted output power measured within any 100 kHz outside the authorized frequency band shall be attenuated by at least 20 dB relative to the maximum measured in-band peak level.

Note 2: If the average output power procedure is used to measure the fundamental emission power to demonstrate compliance to requirements, then the power in any 100 kHz outside of the authorized frequency band shall be attenuated by at least 30 dB relative to the maximum measured in-band average level.

3.5.2 Measuring Instruments

Refer a test equipment and calibration data table in this test report.

3.5.3 Test Procedures

Test Method
▪ Refer as KDB 558074, clause 8.5 (11.11 of ANSI C63.10) for non-restricted frequency bands.

3.5.4 Test Setup

Emissions in Non-restricted Frequency Bands

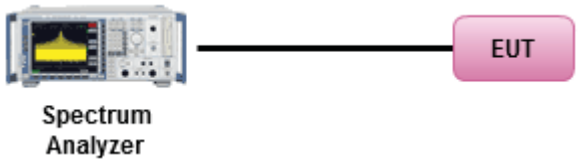

3.5.5 Test Result of Emissions in Non-restricted Frequency Bands

Refer as Appendix E

3.6 Emissions in Restricted Frequency Bands

3.6.1 Emissions in Restricted Frequency Bands Limit

Restricted Band Emissions Limit			
Frequency Range (MHz)	**Field Strength (uV/m)**	**Field Strength (dBuV/m)**	**Measure Distance (m)**
0.009~0.490	2400/F(kHz)	48.5 - 13.8	300
0.490~1.705	24000/F(kHz)	33.8 - 23	30
1.705~30.0	30	29	30
30~88	100	40	3
88~216	150	43.5	3
216~960	200	46	3
Above 960	500	54	3

Note 1: Test distance for frequencies at or above 30 MHz, measurements may be performed at a distance other than the limit distance provided they are not performed in the near field and the emissions to be measured can be detected by the measurement equipment. When performing measurements at a distance other than that specified, the results shall be extrapolated to the specified distance using an extrapolation factor of 20 dB/decade (inverse of linear distance for field-strength measurements, inverse of linear distance-squared for power-density measurements).

Note 2: Test distance for frequencies at below 30 MHz, measurements may be performed at a distance closer than the EUT limit distance; however, an attempt should be made to avoid making measurements in the near field. When performing measurements below 30 MHz at a closer distance than the limit distance, the results shall be extrapolated to the specified distance by either making measurements at a minimum of two or more distances on at least one radial to determine the proper extrapolation factor or by using the square of an inverse linear distance extrapolation factor (40 dB/decade). The test report shall specify the extrapolation method used to determine compliance of the EUT.

Note 3: Using the distance of 1m during the test for above 18 GHz, and the test value to correct for the distance factor at 3m.

3.6.2 Measuring Instruments

Refer a test equipment and calibration data table in this test report.

3.6.3 Test Procedures

Test Method	
▪ The average emission levels shall be measured in [duty cycle ≥ 98 or duty factor].	
▪ Refer as ANSI C63.10, clause 6.10.3 band-edge testing shall be performed at the lowest frequency channel and highest frequency channel within the allowed operating band.	
▪ For the transmitter unwanted emissions shall be measured using following options below:	
	▪ Refer as KDB 558074, clause 8.6 (11.12 of ANSI C63.10) for restricted frequency bands.
▪ For the transmitter band-edge emissions shall be measured using following options below:	
	▪ Refer as KDB 558074 clause 8.7.1, When the performing peak or average radiated measurements, emissions within 2 MHz of the authorized band edge may be measured using the marker-delta method described below.
	▪ Refer as KDB 558074, clause 8.7.2 (6.10.6 of ANSI C63.10) for marker-delta method for band-edge measurements.
	▪ Refer as KDB 558074, clause 8.7.3 for narrower resolution bandwidth (100kHz) using the band power and summing the spectral levels.
▪ Use the following spectrum analyzer settings:	
	▪ Set RBW=100 kHz for f < 1 GHz; VBW=3 * RBW; Sweep = auto; Detector function = peak; Trace = max hold.
	▪ Set RBW = 1 MHz, VBW= 3MHz for f ≥ 1 GHz for peak measurement. For average measurement, refer as 1.1.4.
▪ KDB 414788 Open-Field Test Sites and Chamber Correlation Justification.	
	▪ Based on FCC 15.31 (f) (2): measurements may be performed at a distance closer than that specified in regulations; however, an attempt should be made to avoid making measurements in the near field.
	▪ Open-field site and chamber correlation testing had been performed and chamber measured test result is the worst case test result.

3.6.4 Measurement Results Calculation

The measured Level is calculated using:
Corrected Reading: Raw(Read Level) + AF(Antenna Factor) + CL(Cable Loss) - PA(Preamp Factor)

3.6.5 Test Setup

Emissions in Restricted Frequency Bands

9kHz ~30MHz

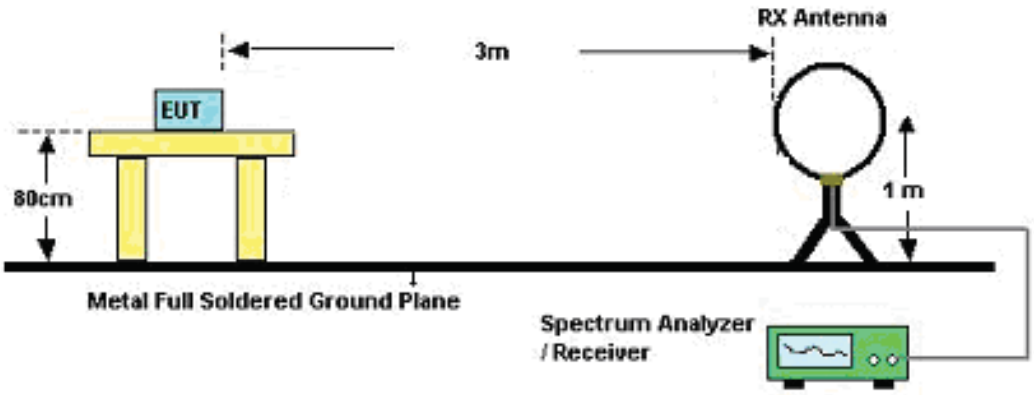

30MHz~1GHz

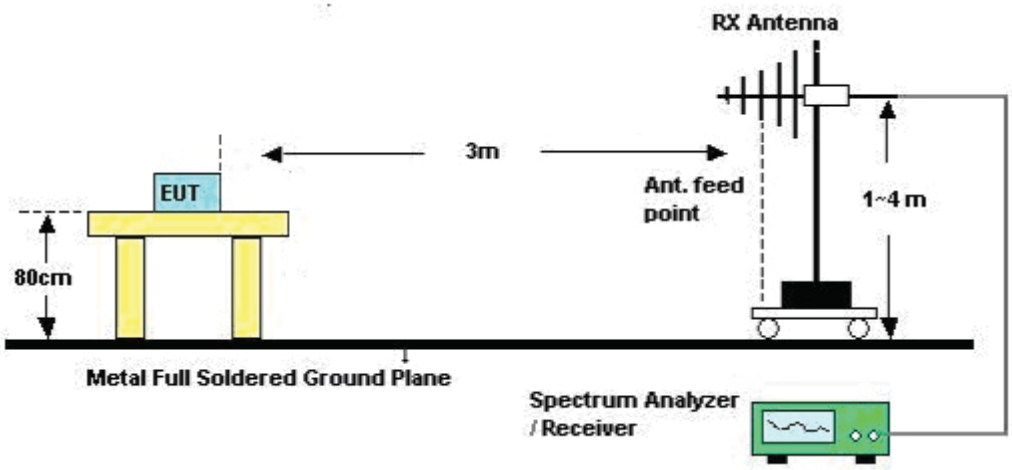

Above 1GHz

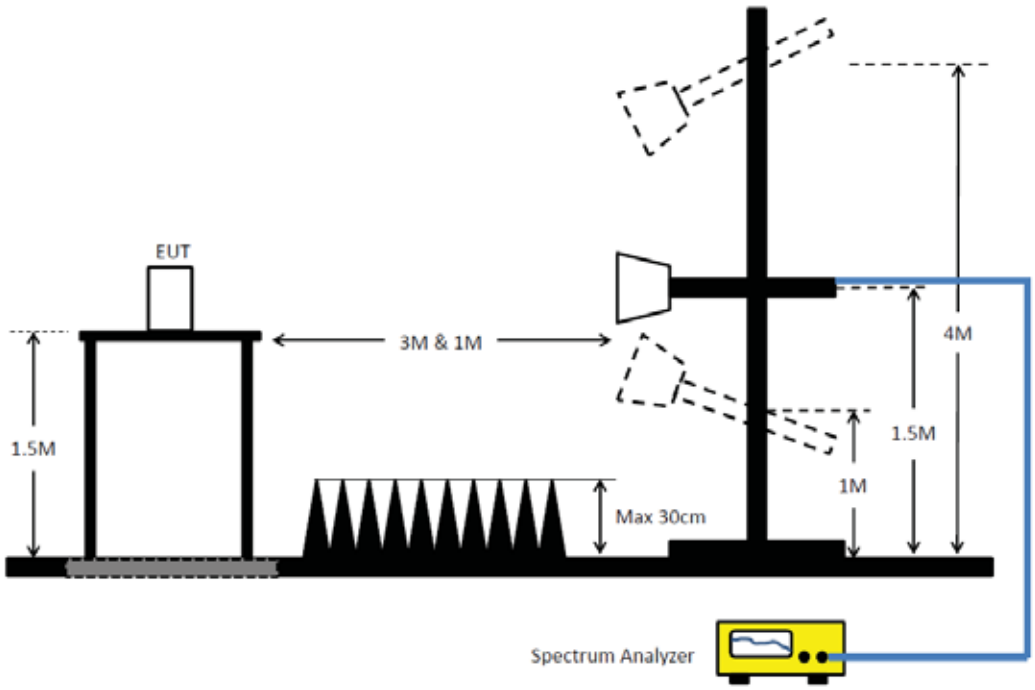

3.6.6 Test Result of Emissions in Restricted Frequency Bands (Below 30MHz)

The amplitude of spurious emissions which are attenuated by more than 20dB below the permissible value has no need to be reported.

3.6.7 Test Result of Emissions in Restricted Frequency Bands

Refer as Appendix F

4 Test Equipment and Calibration Data

Instrument for AC Conduction

Instrument	Manufacturer	Model No.	Serial No.	Spec.	Calibration Date	Calibration Due Date
EMI Test Receiver	R&S	ESR3	102051	9kHz ~ 3.6GHz	29/May/2020	28/May/2021
LISN	R&S	ENV216	101295	9kHz ~ 30MHz	05/Nov/2019	04/Nov/2020
RF Cable-CON	MTJ	RG142	CB002-CO	9kHz ~ 200MHz	23/Sep/2019	22/Sep/2020
Impuls Begrenzer Pulse Limiter	SCHWARZBECK	VTSD 9561-F	9561-F041	9kHz ~ 30MHz	24/Sep/2019	23/Sep/2020

Instrument for Conducted Test

Instrument	Manufacturer	Model No.	Serial No.	Spec.	Calibration Date	Calibration Due Date
Signal Analyzer	R&S	FSV 40	101013	10Hz ~ 40GHz	19/Mar/2020	18/Mar/2021
SMB100A Signal Generator	R&S	SMB100A03	181147	100kHz ~ 40GHz	12/Nov/2018	11/Nov/2020
Pulse Sensor	Anritsu	MA2411B	917017	300MHz ~ 40GHz	17/Feb/2020	16/Feb/2021
Power Meter	Anritsu	ML2495A	949003	300MHz ~ 40GHz	17/Feb/2020	16/Feb/2021

Instrument for Radiated Test

Instrument	Manufacturer	Model No.	Serial No.	Spec.	Calibration Date	Calibration Due Date
3m Semi Anechoic Chamber	SIDT FRANKONIA	SAC-3M	03CH03-HY	30MHz ~ 1GHz 3m	30/Aug/2019	29/Aug/2020
3m Semi Anechoic Chamber	SIDT FRANKONIA	SAC-3M	03CH03-HY	1GHz ~ 18GHz 3m	30/Aug/2019	29/Aug/2020
Signal Analyzer	R&S	FSV40	101500	10Hz ~ 40GHz	15/Aug/2019	14/Aug/2020
Amplifier	HP	8447D	2944A08033	10kHz ~ 1.3GHz	14/Apr/2020	13/Apr/2021
Microwave System Preamplifier	KEYSIGHT	83017A	MY53270196	1GHz ~ 26.5GHz	09/Sep/2019	08/Sep/2020
Bilog Antenna & 6dB Attenuator	SCHAFFNER / EMCI	CBL6112B / N-6-05	22237 / AT-N-0603	30MHz ~ 1GHz	19/Apr/2020	18/Apr/2021
Double Ridged Guide Horn Antenna	SCHWARZBECK	BBHA 9120 D	BBHA 9120 D 1531	1GHz ~ 18GHz	26/Mar/2020	25/Mar/2021
RF Cable-R03m	Jye Bao	RG142	CB021	30MHz ~ 1GHz	18/Mar/2020	17/Mar/2021
RF CABLE 5+6m	HUBER+SUHNER	SUOFLEX 104	SN 805801/4+SN 804300/4	1GHz ~ 40GHz	18/Mar/2020	17/Mar/2021
Broadband Horn Antenna	SCHWARZBECK	BBHA 9170	BBHA 9170221	18GHz ~ 40GHz	13/Mar/2020	12/Mar/2021
Preamplifier	MITEQ	TTA1840-35-HG	1864481	18GHz ~ 40GHz	10/Mar/2020	09/Mar/2021
Loop Antenna	TESEQ	HLA 6120	31244	9kHz ~ 30MHz	16/Mar/2020	15/Mar/2021
EMI Test Receiver	R&S	ESR3	102051	9kHz ~ 3.6GHz	29/May/2020	28/May/2021

Summary

Mode	Result	Type	Freq (Hz)	Level (dBuV)	Limit (dBuV)	Margin (dB)	Condition
Mode 1	Pass	QP	165.082k	44.87	65.20	-20.33	Neutral
Mode 2	Pass	AV	566.784k	27.61	46.00	-18.39	Line

Mode Configure

Mode	Result	Type	Freq (Hz)	Level (dBuV)	Limit (dBuV)	Margin (dB)	Condition	Comments
Mode 1	Pass	QP	156.109k	44.95	65.67	-20.72	Line	"Worst"
Mode 1	Pass	AV	156.109k	26.98	55.67	-28.69	Line	-
Mode 1	Pass	QP	215.704k	39.20	62.98	-23.78	Line	-
Mode 1	Pass	AV	215.704k	27.20	52.98	-25.78	Line	-
Mode 1	Pass	QP	406.93k	31.06	57.70	-26.64	Line	-
Mode 1	Pass	AV	406.93k	24.49	47.70	-23.21	Line	-
Mode 1	Pass	QP	3.244M	24.23	56.00	-31.77	Line	-
Mode 1	Pass	AV	3.244M	18.21	46.00	-27.79	Line	-
Mode 1	Pass	QP	7.531M	21.36	60.00	-38.64	Line	-
Mode 1	Pass	AV	7.531M	18.24	50.00	-31.76	Line	-
Mode 1	Pass	QP	11.591M	25.85	60.00	-34.15	Line	-
Mode 1	Pass	AV	11.591M	21.94	50.00	-28.06	Line	-
Mode 1	Pass	QP	165.082k	44.87	65.20	-20.33	Neutral	"Worst"
Mode 1	Pass	AV	165.082k	30.05	55.20	-25.15	Neutral	-
Mode 1	Pass	QP	213.137k	40.82	63.07	-22.25	Neutral	-
Mode 1	Pass	AV	213.137k	27.77	53.07	-25.30	Neutral	-
Mode 1	Pass	QP	398.888k	34.66	57.87	-23.21	Neutral	-
Mode 1	Pass	AV	398.888k	27.49	47.87	-20.38	Neutral	-
Mode 1	Pass	QP	3.154M	21.10	56.00	-34.90	Neutral	-
Mode 1	Pass	AV	3.154M	15.93	46.00	-30.07	Neutral	-
Mode 1	Pass	QP	7.996M	19.74	60.00	-40.26	Neutral	-
Mode 1	Pass	AV	7.996M	16.84	50.00	-33.16	Neutral	-
Mode 1	Pass	QP	11.73M	25.06	60.00	-34.94	Neutral	-
Mode 1	Pass	AV	11.73M	21.31	50.00	-28.69	Neutral	-
Mode 2	Pass	QP	151.807k	47.36	65.90	-18.54	Line	-
Mode 2	Pass	AV	151.807k	32.19	55.90	-23.71	Line	-
Mode 2	Pass	QP	408.557k	31.61	57.68	-26.07	Line	-
Mode 2	Pass	AV	408.557k	25.47	47.68	-22.21	Line	-
Mode 2	Pass	QP	566.784k	34.40	56.00	-21.60	Line	-
Mode 2	Pass	AV	566.784k	27.61	46.00	-18.39	Line	"Worst"
Mode 2	Pass	QP	2.947M	25.62	56.00	-30.38	Line	-
Mode 2	Pass	AV	2.947M	19.63	46.00	-26.37	Line	-
Mode 2	Pass	QP	4.089M	29.11	56.00	-26.89	Line	-
Mode 2	Pass	AV	4.089M	19.54	46.00	-26.46	Line	-
Mode 2	Pass	QP	11.544M	23.13	60.00	-36.87	Line	-
Mode 2	Pass	AV	11.544M	19.43	50.00	-30.57	Line	-
Mode 2	Pass	QP	156.734k	45.96	65.64	-19.68	Neutral	-
Mode 2	Pass	AV	156.734k	30.25	55.64	-25.39	Neutral	-
Mode 2	Pass	QP	408.557k	35.36	57.68	-22.32	Neutral	-
Mode 2	Pass	AV	408.557k	28.58	47.68	-19.10	Neutral	"Worst"
Mode 2	Pass	QP	571.327k	33.56	56.00	-22.44	Neutral	-
Mode 2	Pass	AV	571.327k	26.56	46.00	-19.44	Neutral	-
Mode 2	Pass	QP	2.947M	25.69	56.00	-30.31	Neutral	-

Mode	Result	Type	Freq (Hz)	Level (dBuV)	Limit (dBuV)	Margin (dB)	Condition	Comments
Mode 2	Pass	AV	2.947M	19.07	46.00	-26.93	Neutral	-
Mode 2	Pass	QP	4.138M	28.68	56.00	-27.32	Neutral	-
Mode 2	Pass	AV	4.138M	18.71	46.00	-27.29	Neutral	-
Mode 2	Pass	QP	13.543M	28.77	60.00	-31.23	Neutral	-
Mode 2	Pass	AV	13.543M	19.23	50.00	-30.77	Neutral	-

Conducted Emissions at Powerline_Mode 1

20/07/2020

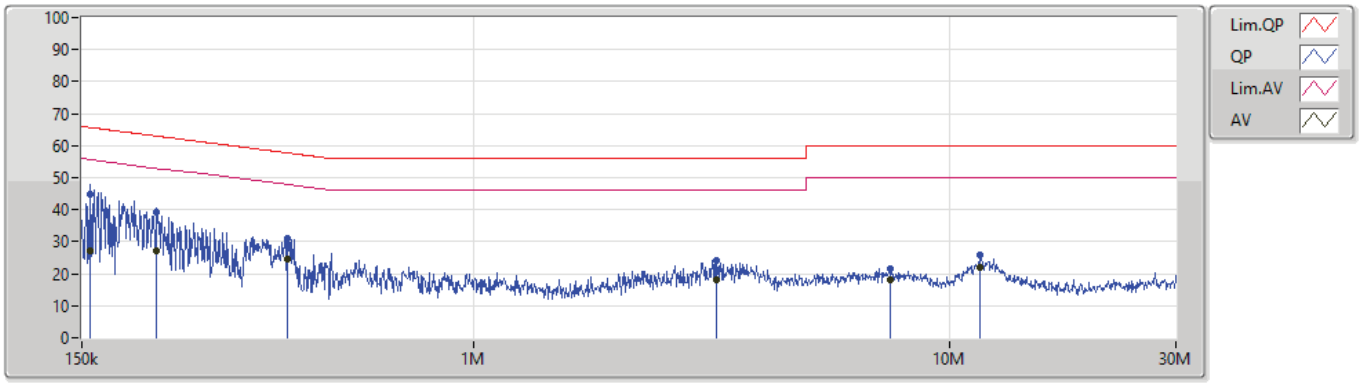

Type	Freq	Level	Limit	Margin	Factor	Condition	Comment	Raw	LISN	CL	AT
	(Hz)	(dBuV)	(dBuV)	(dB)	(dB)			(dBuV)	(dB)	(dB)	(dB)
QP	156.109k	44.95	65.67	-20.72	19.64	Line	"Worst"	25.31	9.66	0.11	9.87
AV	156.109k	26.98	55.67	-28.69	19.64	Line	-	7.34	9.66	0.11	9.87
QP	215.704k	39.20	62.98	-23.78	19.63	Line	-	19.57	9.65	0.11	9.87
AV	215.704k	27.20	52.98	-25.78	19.63	Line	-	7.57	9.65	0.11	9.87
QP	406.93k	31.06	57.70	-26.64	19.64	Line	-	11.42	9.64	0.13	9.87
AV	406.93k	24.49	47.70	-23.21	19.64	Line	-	4.85	9.64	0.13	9.87
QP	3.244M	24.23	56.00	-31.77	19.71	Line	-	4.52	9.66	0.17	9.88
AV	3.244M	18.21	46.00	-27.79	19.71	Line	-	-1.50	9.66	0.17	9.88
QP	7.531M	21.36	60.00	-38.64	19.80	Line	-	1.56	9.68	0.24	9.88
AV	7.531M	18.24	50.00	-31.76	19.80	Line	-	-1.56	9.68	0.24	9.88
QP	11.591M	25.85	60.00	-34.15	19.84	Line	-	6.01	9.68	0.28	9.88
AV	11.591M	21.94	50.00	-28.06	19.84	Line	-	2.10	9.68	0.28	9.88

Conducted Emissions at Powerline_Mode 1

20/07/2020

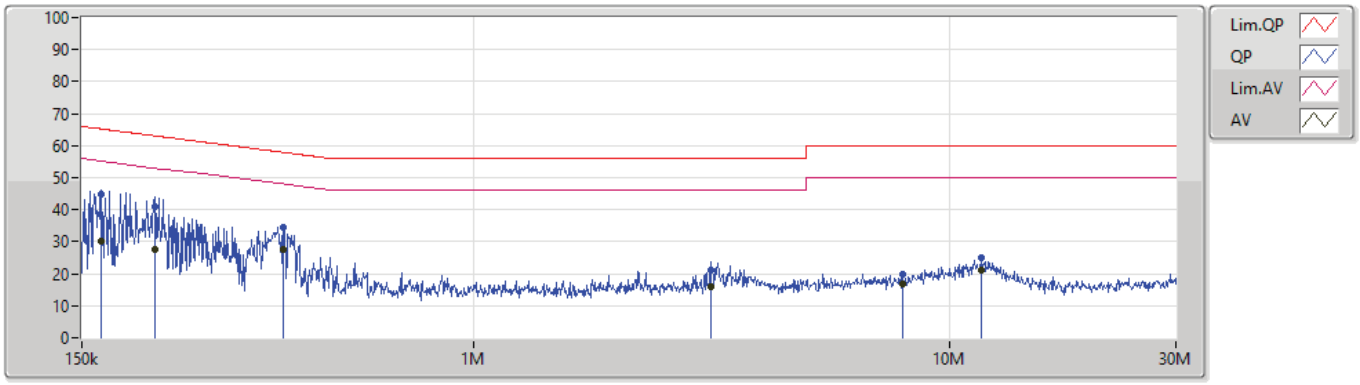

Type	Freq	Level	Limit	Margin	Factor	Condition	Comment	Raw	LISN	CL	AT
	(Hz)	(dBuV)	(dBuV)	(dB)	(dB)			(dBuV)	(dB)	(dB)	(dB)
QP	165.082k	44.87	65.20	-20.33	19.63	Neutral	"Worst"	25.24	9.65	0.11	9.87
AV	165.082k	30.05	55.20	-25.15	19.63	Neutral	-	10.42	9.65	0.11	9.87
QP	213.137k	40.82	63.07	-22.25	19.62	Neutral	-	21.20	9.64	0.11	9.87
AV	213.137k	27.77	53.07	-25.30	19.62	Neutral	-	8.15	9.64	0.11	9.87
QP	398.888k	34.66	57.87	-23.21	19.63	Neutral	-	15.03	9.63	0.13	9.87
AV	398.888k	27.49	47.87	-20.38	19.63	Neutral	-	7.86	9.63	0.13	9.87
QP	3.154M	21.10	56.00	-34.90	19.71	Neutral	-	1.39	9.66	0.17	9.88
AV	3.154M	15.93	46.00	-30.07	19.71	Neutral	-	-3.78	9.66	0.17	9.88
QP	7.996M	19.74	60.00	-40.26	19.82	Neutral	-	-0.08	9.69	0.25	9.88
AV	7.996M	16.84	50.00	-33.16	19.82	Neutral	-	-2.98	9.69	0.25	9.88
QP	11.73M	25.06	60.00	-34.94	19.87	Neutral	-	5.19	9.70	0.29	9.88
AV	11.73M	21.31	50.00	-28.69	19.87	Neutral	-	1.44	9.70	0.29	9.88

Conducted Emissions at Powerline_Mode 2

31/07/2020

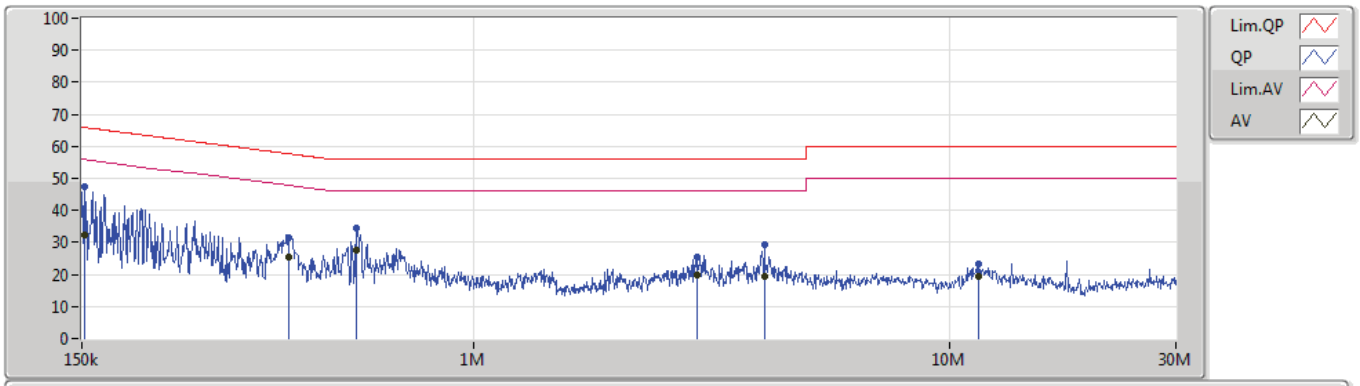

TX發射

Type	Freq	Level	Limit	Margin	Factor	Condition	Comment	Raw	LISN	CL	AT
	(Hz)	(dBuV)	(dBuV)	(dB)	(dB)			(dBuV)	(dB)	(dB)	(dB)
QP	151.807k	47.36	65.90	-18.54	19.64	Line	-	27.72	9.66	0.11	9.87
AV	151.807k	32.19	55.90	-23.71	19.64	Line	-	12.55	9.66	0.11	9.87
QP	408.557k	31.61	57.68	-26.07	19.64	Line	-	11.97	9.64	0.13	9.87
AV	408.557k	25.47	47.68	-22.21	19.64	Line	-	5.83	9.64	0.13	9.87
QP	566.784k	34.40	56.00	-21.60	19.63	Line	-	14.77	9.64	0.12	9.87
AV	566.784k	27.61	46.00	-18.39	19.63	Line	"Worst"	7.98	9.64	0.12	9.87
QP	2.947M	25.62	56.00	-30.38	19.70	Line	-	5.92	9.66	0.16	9.88
AV	2.947M	19.63	46.00	-26.37	19.70	Line	-	-0.07	9.66	0.16	9.88
QP	4.089M	29.11	56.00	-26.89	19.72	Line	-	9.39	9.66	0.18	9.88
AV	4.089M	19.54	46.00	-26.46	19.72	Line	-	-0.18	9.66	0.18	9.88
QP	11.544M	23.13	60.00	-36.87	19.84	Line	-	3.29	9.68	0.28	9.88
AV	11.544M	19.43	50.00	-30.57	19.84	Line	-	-0.41	9.68	0.28	9.88

Conducted Emissions at Powerline_Mode 2

31/07/2020

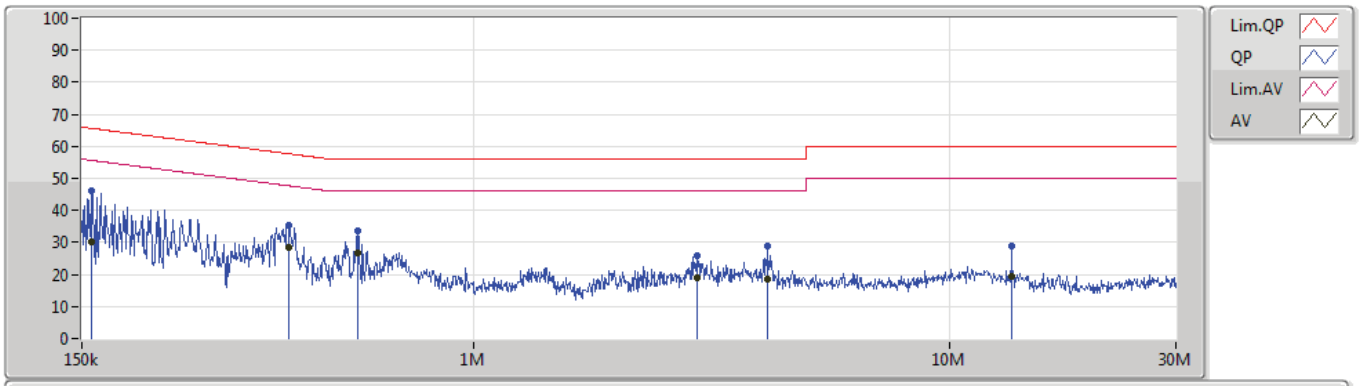

TX發射

Type	Freq	Level	Limit	Margin	Factor	Condition	Comment	Raw	LISN	CL	AT
	(Hz)	(dBuV)	(dBuV)	(dB)	(dB)			(dBuV)	(dB)	(dB)	(dB)
QP	156.734k	45.96	65.64	-19.68	19.63	Neutral	-	26.33	9.65	0.11	9.87
AV	156.734k	30.25	55.64	-25.39	19.63	Neutral	-	10.62	9.65	0.11	9.87
QP	408.557k	35.36	57.68	-22.32	19.63	Neutral	-	15.73	9.63	0.13	9.87
AV	408.557k	28.58	47.68	-19.10	19.63	Neutral	"Worst"	8.95	9.63	0.13	9.87
QP	571.327k	33.56	56.00	-22.44	19.62	Neutral	-	13.94	9.63	0.12	9.87
AV	571.327k	26.56	46.00	-19.44	19.62	Neutral	-	6.94	9.63	0.12	9.87
QP	2.947M	25.69	56.00	-30.31	19.70	Neutral	-	5.99	9.66	0.16	9.88
AV	2.947M	19.07	46.00	-26.93	19.70	Neutral	-	-0.63	9.66	0.16	9.88
QP	4.138M	28.68	56.00	-27.32	19.72	Neutral	-	8.96	9.66	0.18	9.88
AV	4.138M	18.71	46.00	-27.29	19.72	Neutral	-	-1.01	9.66	0.18	9.88
QP	13.543M	28.77	60.00	-31.23	19.89	Neutral	-	8.88	9.71	0.30	9.88
AV	13.543M	19.23	50.00	-30.77	19.89	Neutral	-	-0.66	9.71	0.30	9.88

Summary

Mode	Max-N dB (Hz)	Max-OBW (Hz)	ITU-Code	Min-N dB (Hz)	Min-OBW (Hz)
2.4-2.4835GHz	-	-	-	-	-
802.11b_Nss1,(1Mbps)_4TX	7.5M	10.395M	10M4G1D	6.525M	10.255M
802.11g_Nss1,(6Mbps)_4TX	16.35M	16.672M	16M7D1D	16.325M	16.552M
802.11n HT20_Nss1,(MCS0)_4TX	17.6M	17.791M	17M8D1D	17.55M	17.751M
802.11n HT40_Nss1,(MCS0)_4TX	36.4M	36.302M	36M3D1D	36.3M	36.142M
802.11ax HEW20_Nss1,(MCS0)_4TX	19.025M	19.01M	19M0D1D	18.875M	18.971M
802.11ax HEW40_Nss1,(MCS0)_4TX	37.55M	37.621M	37M6D1D	36.7M	37.501M

Max-N dB = Maximum 6dB down bandwidth; **Max-OBW** = Maximum 99% occupied bandwidth;
Min-N dB = Minimum 6dB down bandwidth; **Min-OBW** = Minimum 99% occupied bandwidth;

Result

Mode	Result	Limit (Hz)	Port 1-N dB (Hz)	Port 1-OBW (Hz)	Port 2-N dB (Hz)	Port 2-OBW (Hz)	Port 3-N dB (Hz)	Port 3-OBW (Hz)	Port 4-N dB (Hz)	Port 4-OBW (Hz)
802.11b_Nss1,(1Mbps)_4TX	-	-	-	-	-	-	-	-	-	-
2412MHz	Pass	500k	7.025M	10.295M	7.025M	10.295M	6.525M	10.335M	7.5M	10.315M
2437MHz	Pass	500k	7.05M	10.335M	6.55M	10.295M	7.05M	10.355M	7.025M	10.335M
2462MHz	Pass	500k	7.025M	10.275M	7.025M	10.255M	7.025M	10.395M	7.025M	10.355M
802.11g_Nss1,(6Mbps)_4TX	-	-	-	-	-	-	-	-	-	-
2412MHz	Pass	500k	16.35M	16.592M	16.35M	16.592M	16.35M	16.572M	16.35M	16.572M
2437MHz	Pass	500k	16.325M	16.632M	16.35M	16.632M	16.35M	16.632M	16.35M	16.672M
2462MHz	Pass	500k	16.325M	16.592M	16.35M	16.572M	16.35M	16.612M	16.35M	16.552M
802.11n HT20_Nss1,(MCS0)_4TX	-	-	-	-	-	-	-	-	-	-
2412MHz	Pass	500k	17.6M	17.751M	17.575M	17.771M	17.575M	17.771M	17.575M	17.751M
2437MHz	Pass	500k	17.55M	17.791M	17.6M	17.751M	17.6M	17.791M	17.575M	17.791M
2462MHz	Pass	500k	17.575M	17.791M	17.6M	17.771M	17.6M	17.791M	17.575M	17.771M
802.11n HT40_Nss1,(MCS0)_4TX	-	-	-	-	-	-	-	-	-	-
2422MHz	Pass	500k	36.3M	36.222M	36.3M	36.262M	36.3M	36.262M	36.3M	36.302M
2437MHz	Pass	500k	36.35M	36.222M	36.35M	36.182M	36.3M	36.262M	36.3M	36.302M
2452MHz	Pass	500k	36.3M	36.182M	36.3M	36.142M	36.4M	36.302M	36.3M	36.302M
802.11ax HEW20_Nss1,(MCS0)_4TX	-	-	-	-	-	-	-	-	-	-
2412MHz	Pass	500k	19M	18.971M	18.95M	18.971M	18.925M	18.971M	18.975M	18.991M
2437MHz	Pass	500k	18.975M	19.01M	18.9M	18.971M	18.875M	18.971M	18.925M	19.01M
2462MHz	Pass	500k	18.975M	18.971M	18.975M	18.971M	18.95M	18.971M	19.025M	18.971M
802.11ax HEW40_Nss1,(MCS0)_4TX	-	-	-	-	-	-	-	-	-	-
2422MHz	Pass	500k	36.85M	37.581M	36.75M	37.541M	37.55M	37.581M	37.35M	37.541M
2437MHz	Pass	500k	37.55M	37.541M	36.7M	37.541M	37.45M	37.621M	37.55M	37.581M
2452MHz	Pass	500k	37.2M	37.581M	37.15M	37.581M	37.45M	37.501M	37.35M	37.501M

Port X-N dB = Port **X** 6dB down bandwidth; **Port X-OBW** = Port **X** 99% occupied bandwidth;

802.11b_Nss1,(1Mbps)_4TX EBW

2412MHz

28/07/2020

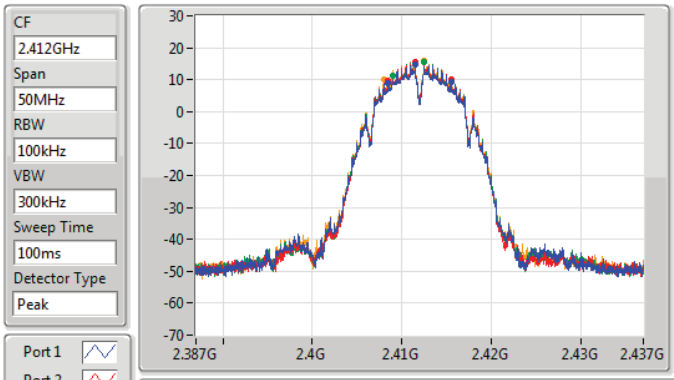

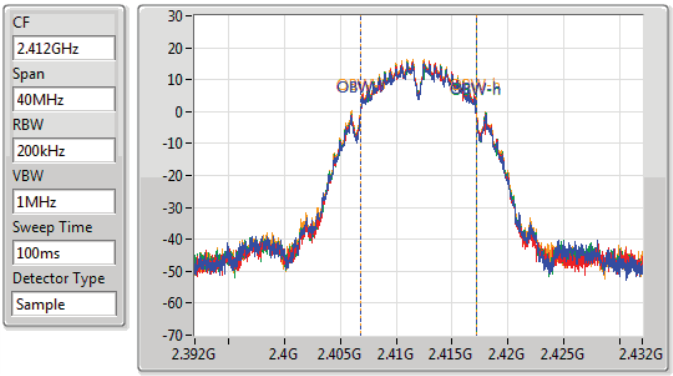

6dB(Hz)	Fl-6dB(Hz)	Fh-6dB(Hz)	OBW(Hz)	Fl-OBW(Hz)	Fh-OBW(Hz)	Limit(Hz)	Port
7.025M	2.4085G	2.415525G	10.295M	2.406843G	2.417137G	500k	1
7.025M	2.408475G	2.4155G	10.295M	2.406843G	2.417137G	500k	2
6.525M	2.408975G	2.4155G	10.335M	2.406823G	2.417157G	500k	3
7.5M	2.408G	2.4155G	10.315M	2.406823G	2.417137G	500k	4

802.11b_Nss1,(1Mbps)_4TX EBW

2437MHz

28/07/2020

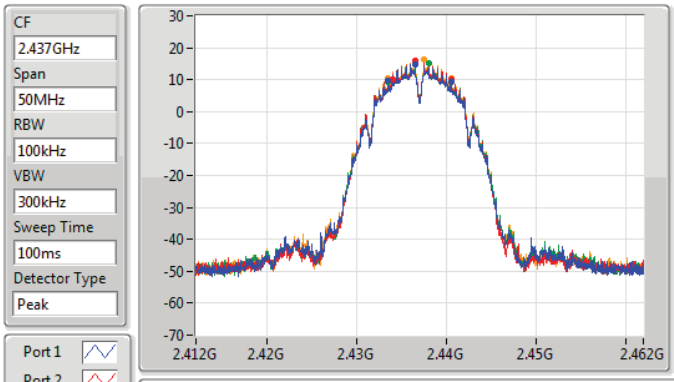

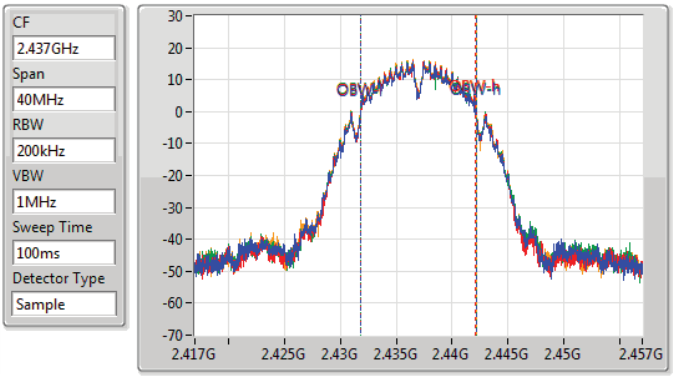

6dB(Hz)	Fl-6dB(Hz)	Fh-6dB(Hz)	OBW(Hz)	Fl-OBW(Hz)	Fh-OBW(Hz)	Limit(Hz)	Port
7.05M	2.433475G	2.440525G	10.335M	2.431803G	2.442137G	500k	1
6.55M	2.43395G	2.4405G	10.295M	2.431823G	2.442117G	500k	2
7.05M	2.433475G	2.440525G	10.355M	2.431803G	2.442157G	500k	3
7.025M	2.4335G	2.440525G	10.335M	2.431803G	2.442137G	500k	4

802.11b_Nss1,(1Mbps)_4TX EBW

2462MHz

28/07/2020

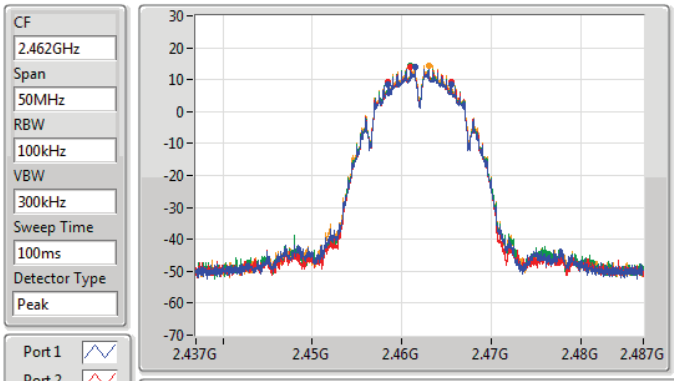

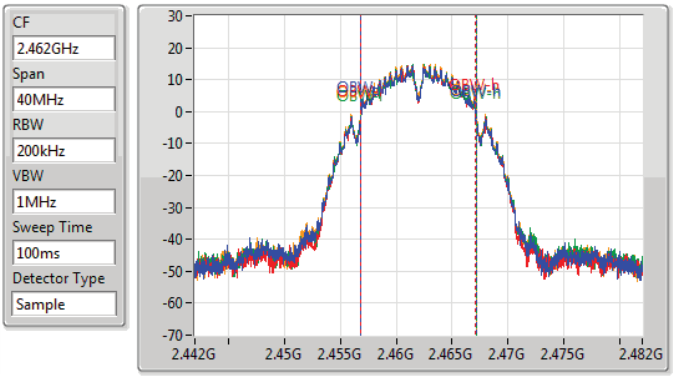

6dB(Hz)	Fl-6dB(Hz)	Fh-6dB(Hz)	OBW(Hz)	Fl-OBW(Hz)	Fh-OBW(Hz)	Limit(Hz)	Port
7.025M	2.4585G	2.465525G	10.275M	2.456863G	2.467137G	500k	1
7.025M	2.458475G	2.4655G	10.255M	2.456843G	2.467097G	500k	2
7.025M	2.4585G	2.465525G	10.395M	2.456783G	2.467177G	500k	3
7.025M	2.4585G	2.465525G	10.355M	2.456803G	2.467157G	500k	4

802.11g_Nss1,(6Mbps)_4TX EBW

2412MHz

28/07/2020

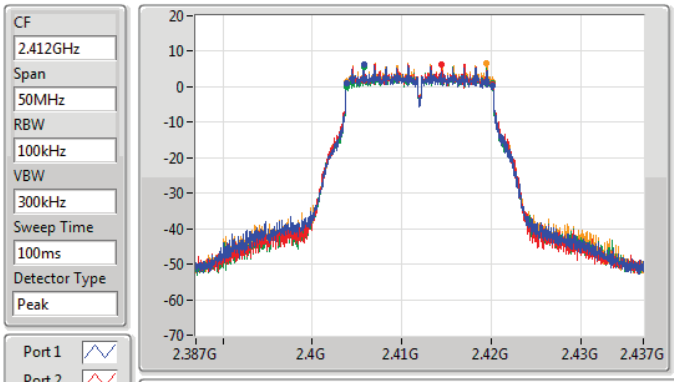

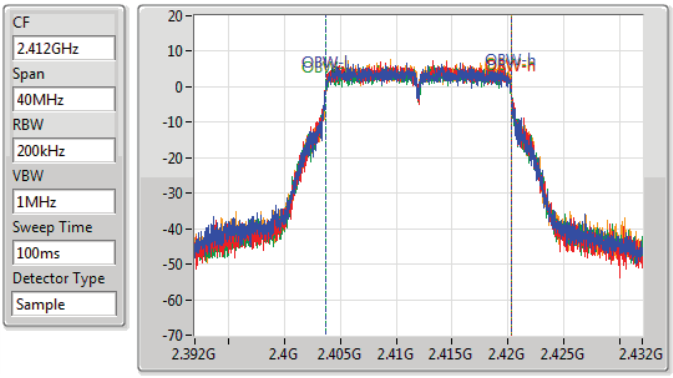

6dB(Hz)	Fl-6dB(Hz)	Fh-6dB(Hz)	OBW(Hz)	Fl-OBW(Hz)	Fh-OBW(Hz)	Limit(Hz)	Port
16.35M	2.403825G	2.420175G	16.592M	2.403684G	2.420276G	500k	1
16.35M	2.403825G	2.420175G	16.592M	2.403704G	2.420296G	500k	2
16.35M	2.403825G	2.420175G	16.572M	2.403704G	2.420276G	500k	3
16.35M	2.403825G	2.420175G	16.572M	2.403704G	2.420276G	500k	4

802.11g_Nss1,(6Mbps)_4TX EBW

2437MHz

28/07/2020

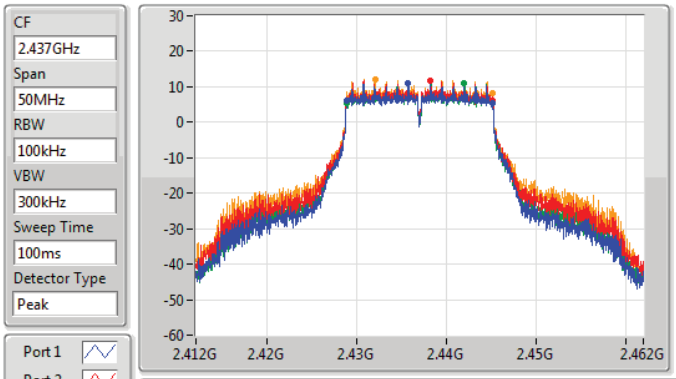

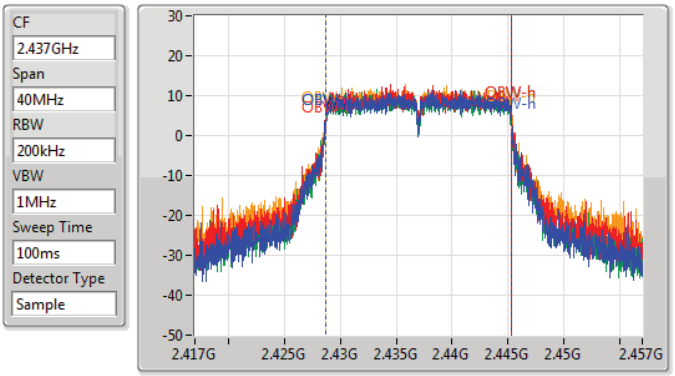

6dB(Hz)	Fl-6dB(Hz)	Fh-6dB(Hz)	OBW(Hz)	Fl-OBW(Hz)	Fh-OBW(Hz)	Limit(Hz)	Port
16.325M	2.42885G	2.445175G	16.632M	2.428664G	2.445296G	500k	1
16.35M	2.428825G	2.445175G	16.632M	2.428684G	2.445316G	500k	2
16.35M	2.428825G	2.445175G	16.632M	2.428684G	2.445316G	500k	3
16.35M	2.4288G	2.44515G	16.672M	2.428644G	2.445316G	500k	4

802.11g_Nss1,(6Mbps)_4TX EBW

2462MHz

28/07/2020

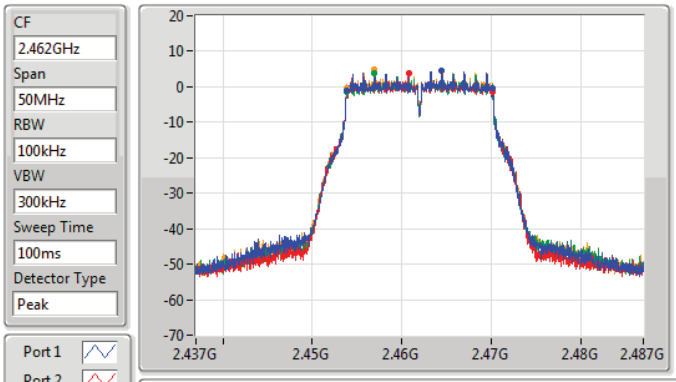

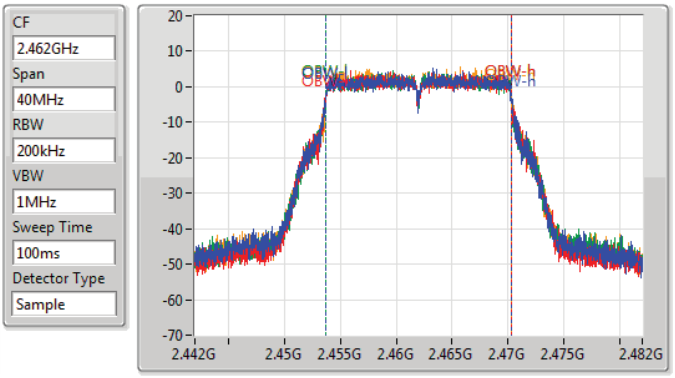

6dB(Hz)	Fl-6dB(Hz)	Fh-6dB(Hz)	OBW(Hz)	Fl-OBW(Hz)	Fh-OBW(Hz)	Limit(Hz)	Port
16.325M	2.453825G	2.47015G	16.592M	2.453704G	2.470296G	500k	1
16.35M	2.453825G	2.470175G	16.572M	2.453704G	2.470276G	500k	2
16.35M	2.453825G	2.470175G	16.612M	2.453684G	2.470296G	500k	3
16.35M	2.453825G	2.470175G	16.552M	2.453724G	2.470276G	500k	4

802.11n HT20_Nss1,(MCS0)_4TX EBW

2412MHz

28/07/2020

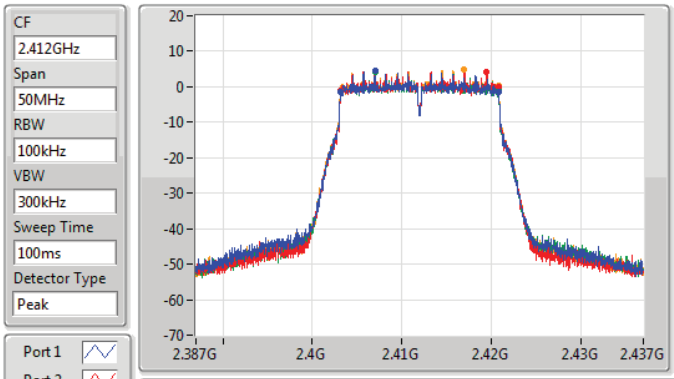

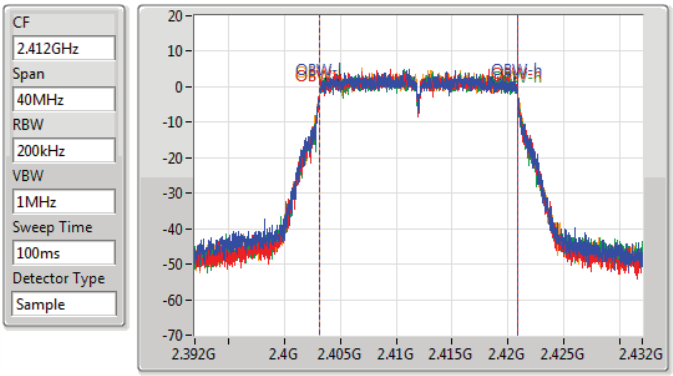

6dB(Hz)	Fl-6dB(Hz)	Fh-6dB(Hz)	OBW(Hz)	Fl-OBW(Hz)	Fh-OBW(Hz)	Limit(Hz)	Port
17.6M	2.4032G	2.4208G	17.751M	2.403124G	2.420876G	500k	1
17.575M	2.4032G	2.420775G	17.771M	2.403104G	2.420876G	500k	2
17.575M	2.4032G	2.420775G	17.771M	2.403104G	2.420876G	500k	3
17.575M	2.4032G	2.420775G	17.751M	2.403104G	2.420856G	500k	4

802.11n HT20_Nss1,(MCS0)_4TX EBW

2437MHz

28/07/2020

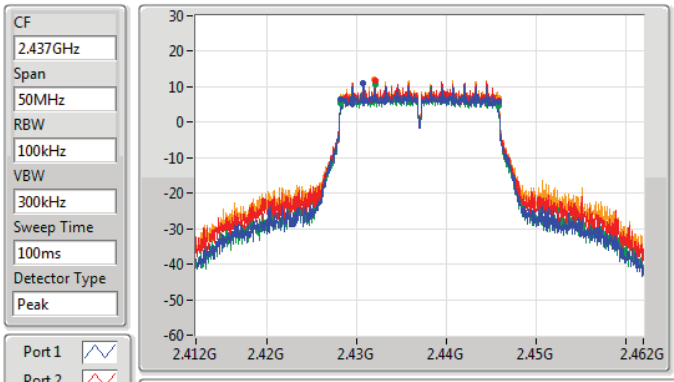

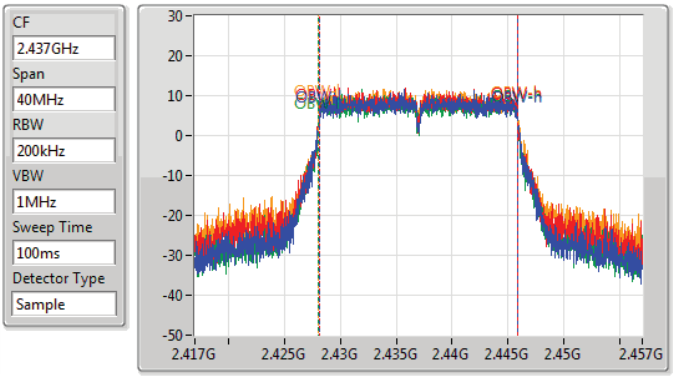

6dB(Hz)	Fl-6dB(Hz)	Fh-6dB(Hz)	OBW(Hz)	Fl-OBW(Hz)	Fh-OBW(Hz)	Limit(Hz)	Port
17.55M	2.428225G	2.445775G	17.791M	2.428104G	2.445896G	500k	1
17.6M	2.4282G	2.4458G	17.751M	2.428104G	2.445856G	500k	2
17.6M	2.4282G	2.4458G	17.791M	2.428084G	2.445876G	500k	3
17.575M	2.4282G	2.445775G	17.791M	2.428084G	2.445876G	500k	4

802.11n HT20_Nss1,(MCS0)_4TX EBW

2462MHz

28/07/2020

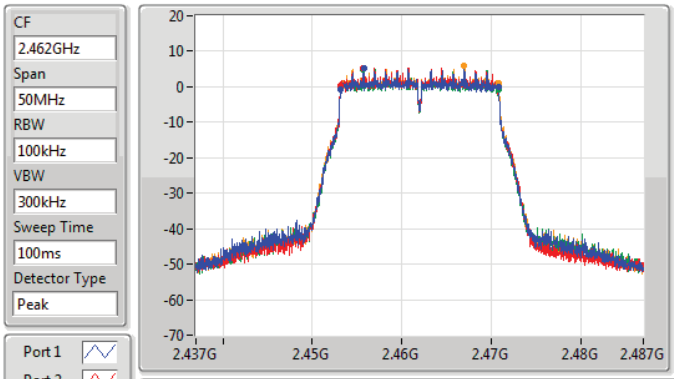

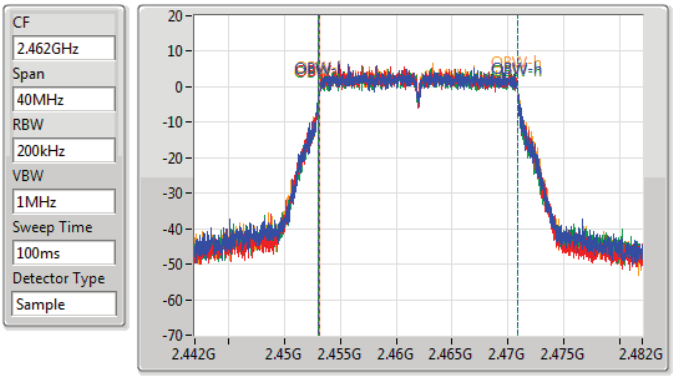

6dB(Hz)	Fl-6dB(Hz)	Fh-6dB(Hz)	OBW(Hz)	Fl-OBW(Hz)	Fh-OBW(Hz)	Limit(Hz)	Port
17.575M	2.4532G	2.470775G	17.791M	2.453084G	2.470876G	500k	1
17.6M	2.4532G	2.4708G	17.771M	2.453104G	2.470876G	500k	2
17.6M	2.4532G	2.4708G	17.791M	2.453084G	2.470876G	500k	3
17.575M	2.4532G	2.470775G	17.771M	2.453124G	2.470896G	500k	4

802.11n HT40_Nss1,(MCS0)_4TX EBW

2422MHz

28/07/2020

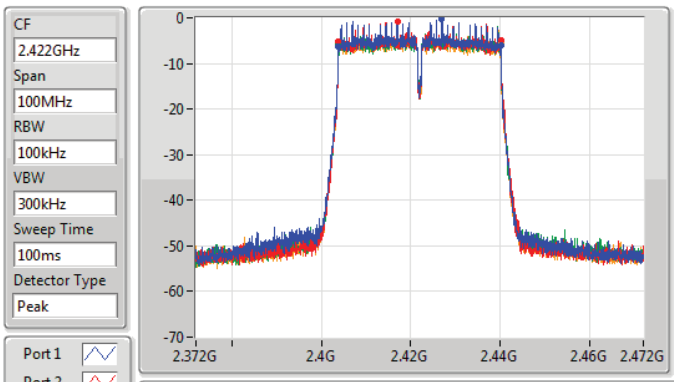

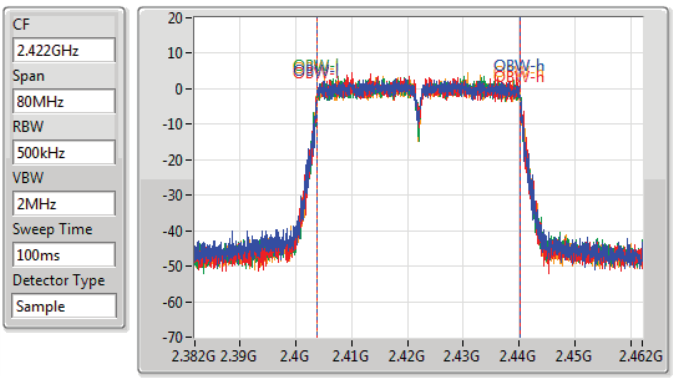

6dB(Hz)	Fl-6dB(Hz)	Fh-6dB(Hz)	OBW(Hz)	Fl-OBW(Hz)	Fh-OBW(Hz)	Limit(Hz)	Port
36.3M	2.40385G	2.44015G	36.222M	2.403889G	2.440111G	500k	1
36.3M	2.40385G	2.44015G	36.262M	2.403849G	2.440111G	500k	2
36.3M	2.40385G	2.44015G	36.262M	2.403849G	2.440111G	500k	3
36.3M	2.40385G	2.44015G	36.302M	2.403809G	2.440111G	500k	4

802.11n HT40_Nss1,(MCS0)_4TX EBW

2437MHz

28/07/2020

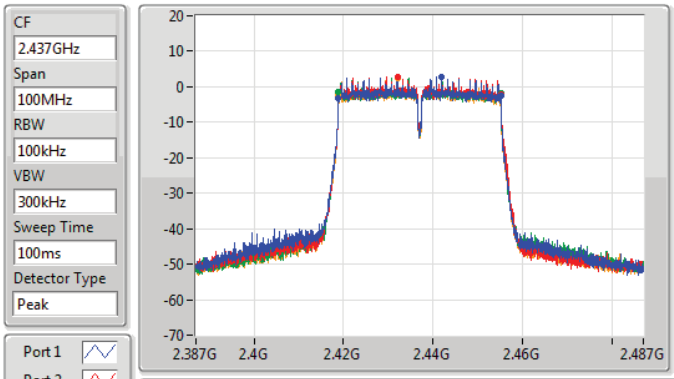

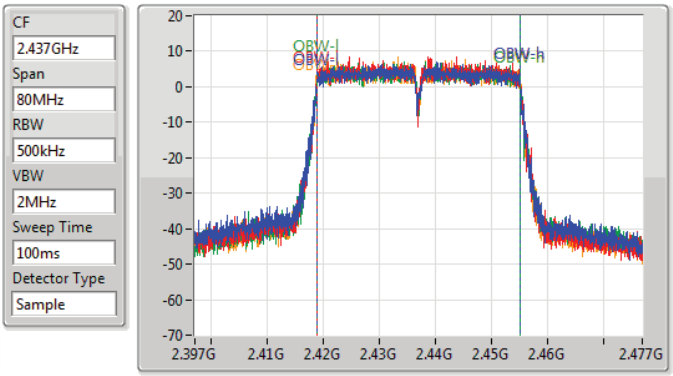

6dB(Hz)	Fl-6dB(Hz)	Fh-6dB(Hz)	OBW(Hz)	Fl-OBW(Hz)	Fh-OBW(Hz)	Limit(Hz)	Port
36.35M	2.4188G	2.45515G	36.222M	2.418849G	2.455071G	500k	1
36.35M	2.4188G	2.45515G	36.182M	2.418889G	2.455071G	500k	2
36.3M	2.41885G	2.45515G	36.262M	2.418849G	2.455111G	500k	3
36.3M	2.41885G	2.45515G	36.302M	2.418809G	2.455111G	500k	4

802.11n HT40_Nss1,(MCS0)_4TX EBW

2452MHz

28/07/2020

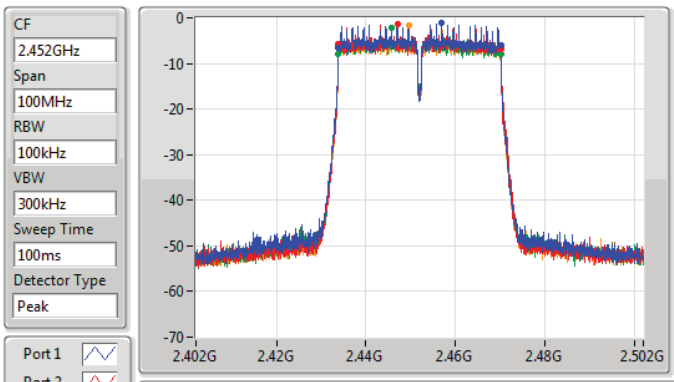

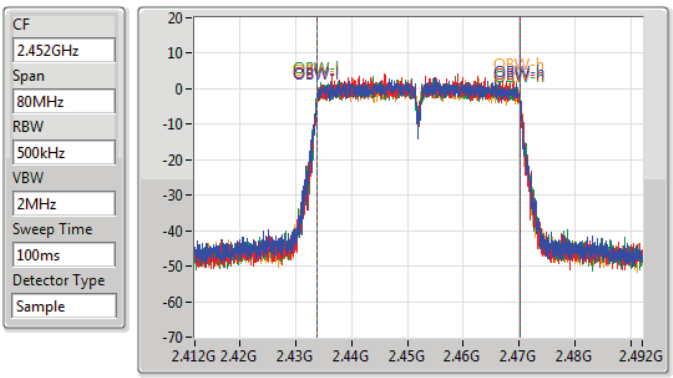

6dB(Hz)	Fl-6dB(Hz)	Fh-6dB(Hz)	OBW(Hz)	Fl-OBW(Hz)	Fh-OBW(Hz)	Limit(Hz)	Port
36.3M	2.43385G	2.47015G	36.182M	2.433889G	2.470071G	500k	1
36.3M	2.43385G	2.47015G	36.142M	2.433929G	2.470071G	500k	2
36.4M	2.4338G	2.4702G	36.302M	2.433809G	2.470111G	500k	3
36.3M	2.43385G	2.47015G	36.302M	2.433809G	2.470111G	500k	4

802.11ax HEW20_Nss1,(MCS0)_4TX EBW

2412MHz

28/07/2020

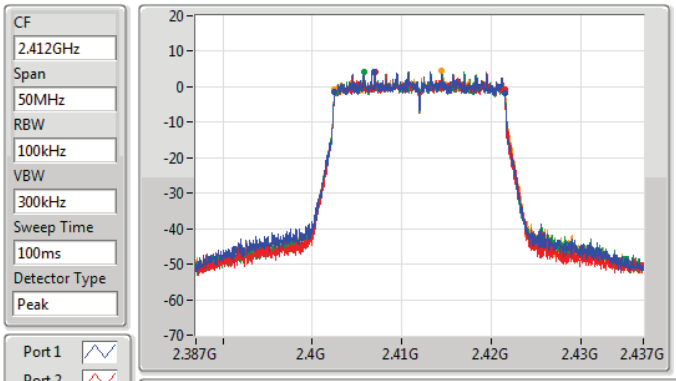

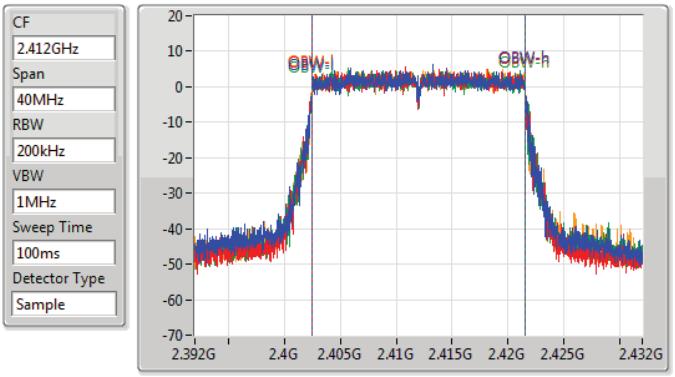

6dB(Hz)	Fl-6dB(Hz)	Fh-6dB(Hz)	OBW(Hz)	Fl-OBW(Hz)	Fh-OBW(Hz)	Limit(Hz)	Port
19M	2.4025G	2.4215G	18.971M	2.402505G	2.421475G	500k	1
18.95M	2.402525G	2.421475G	18.971M	2.402505G	2.421475G	500k	2
18.925M	2.40255G	2.421475G	18.971M	2.402505G	2.421475G	500k	3
18.975M	2.402525G	2.4215G	18.991M	2.402485G	2.421475G	500k	4

802.11ax HEW20_Nss1,(MCS0)_4TX EBW

2437MHz

28/07/2020

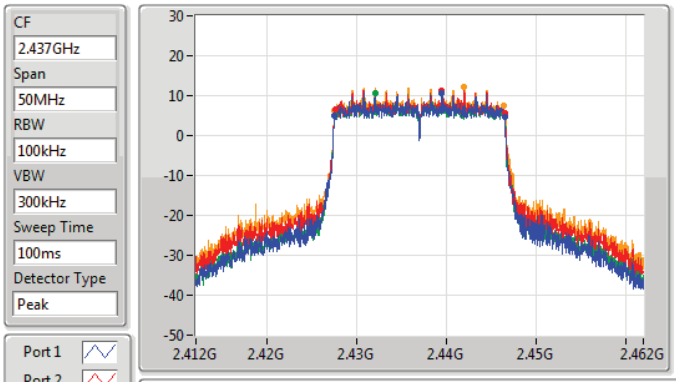

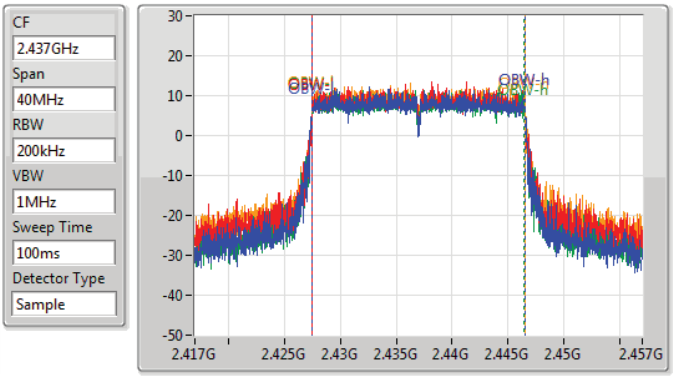

6dB(Hz)	Fl-6dB(Hz)	Fh-6dB(Hz)	OBW(Hz)	Fl-OBW(Hz)	Fh-OBW(Hz)	Limit(Hz)	Port
18.975M	2.4275G	2.446475G	19.01M	2.427465G	2.446475G	500k	1
18.9M	2.427575G	2.446475G	18.971M	2.427505G	2.446475G	500k	2
18.875M	2.427575G	2.44645G	18.971M	2.427485G	2.446455G	500k	3
18.925M	2.427525G	2.44645G	19.01M	2.427485G	2.446495G	500k	4

802.11ax HEW20_Nss1,(MCS0)_4TX EBW

2462MHz

28/07/2020

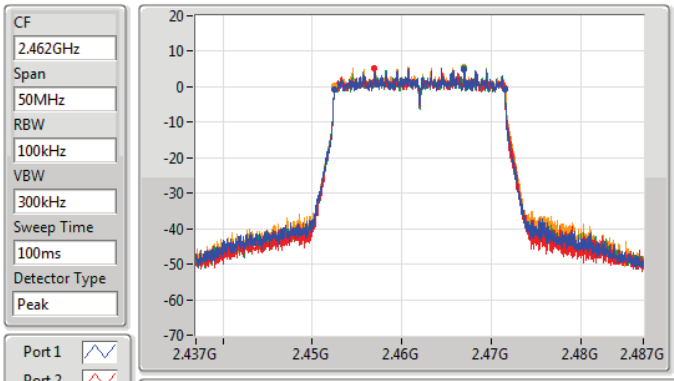

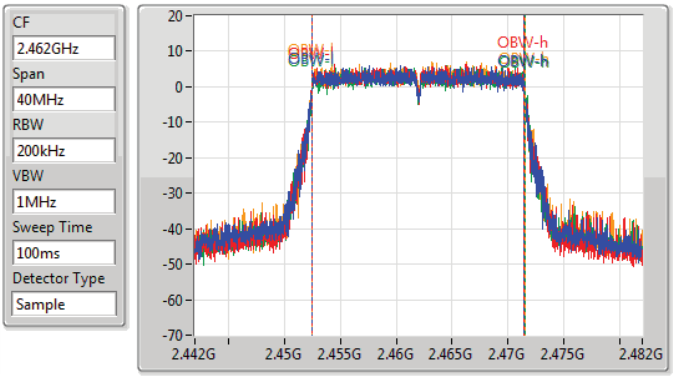

6dB(Hz)	Fl-6dB(Hz)	Fh-6dB(Hz)	OBW(Hz)	Fl-OBW(Hz)	Fh-OBW(Hz)	Limit(Hz)	Port
18.975M	2.4525G	2.471475G	18.971M	2.452485G	2.471455G	500k	1
18.975M	2.452525G	2.4715G	18.971M	2.452485G	2.471455G	500k	2
18.95M	2.452525G	2.471475G	18.971M	2.452505G	2.471475G	500k	3
19.025M	2.452525G	2.47155G	18.971M	2.452505G	2.471475G	500k	4

802.11ax HEW40_Nss1,(MCS0)_4TX EBW

2422MHz

28/07/2020

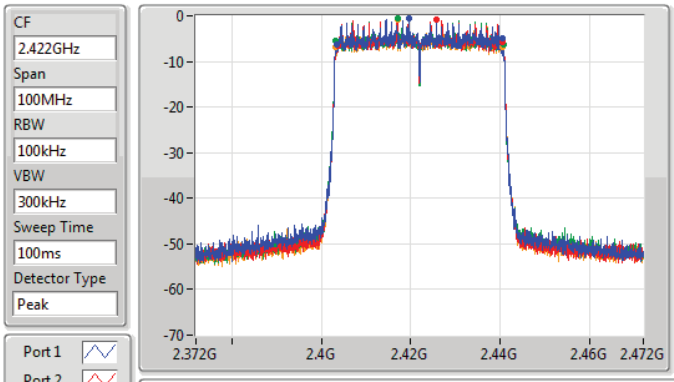

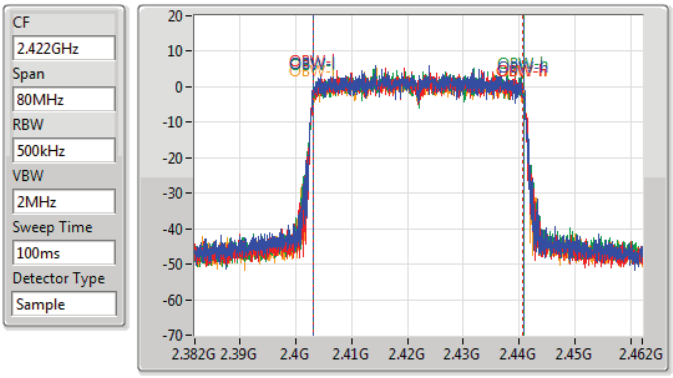

6dB(Hz)	Fl-6dB(Hz)	Fh-6dB(Hz)	OBW(Hz)	Fl-OBW(Hz)	Fh-OBW(Hz)	Limit(Hz)	Port
36.85M	2.40355G	2.4404G	37.581M	2.403169G	2.440751G	500k	1
36.75M	2.4037G	2.44045G	37.541M	2.403169G	2.440711G	500k	2
37.55M	2.4032G	2.44075G	37.581M	2.403209G	2.440791G	500k	3
37.35M	2.4032G	2.44055G	37.541M	2.403209G	2.440751G	500k	4

802.11ax HEW40_Nss1,(MCS0)_4TX EBW

2437MHz

28/07/2020

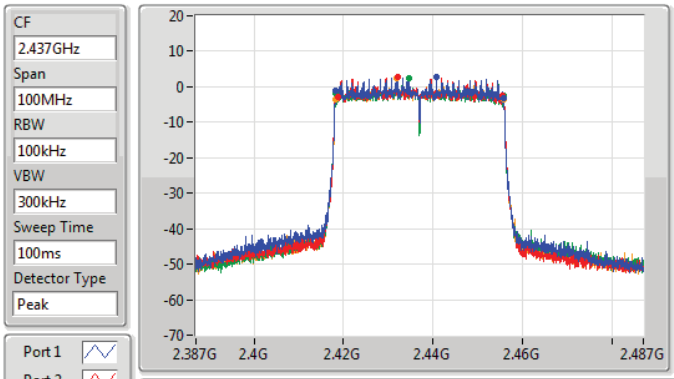

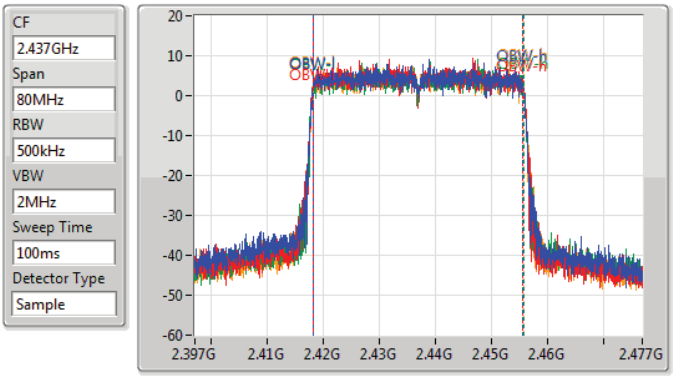

6dB(Hz)	Fl-6dB(Hz)	Fh-6dB(Hz)	OBW(Hz)	Fl-OBW(Hz)	Fh-OBW(Hz)	Limit(Hz)	Port
37.55M	2.4182G	2.45575G	37.541M	2.418169G	2.455711G	500k	1
36.7M	2.41875G	2.45545G	37.541M	2.418169G	2.455711G	500k	2
37.45M	2.41825G	2.4557G	37.621M	2.418129G	2.455751G	500k	3
37.55M	2.41815G	2.4557G	37.581M	2.418169G	2.455751G	500k	4

802.11ax HEW40_Nss1,(MCS0)_4TX EBW

2452MHz

28/07/2020

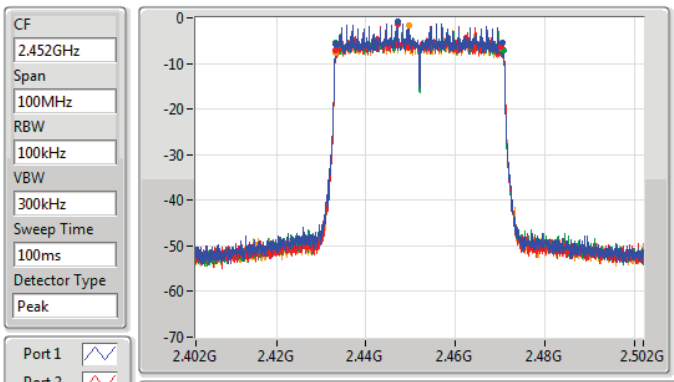

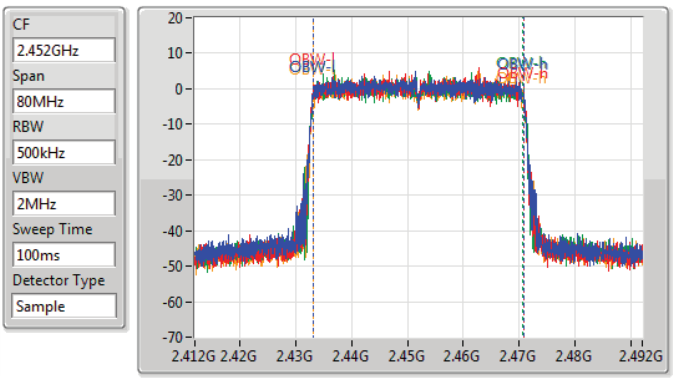

6dB(Hz)	Fl-6dB(Hz)	Fh-6dB(Hz)	OBW(Hz)	Fl-OBW(Hz)	Fh-OBW(Hz)	Limit(Hz)	Port
37.2M	2.4332G	2.4704G	37.581M	2.433169G	2.470751G	500k	1
37.15M	2.4332G	2.47035G	37.581M	2.433169G	2.470751G	500k	2
37.45M	2.43325G	2.4707G	37.501M	2.433209G	2.470711G	500k	3
37.35M	2.43315G	2.4705G	37.501M	2.433209G	2.470711G	500k	4

Summary

Mode	Max-N dB (Hz)	Max-OBW (Hz)	ITU-Code	Min-N dB (Hz)	Min-OBW (Hz)
2.4-2.4835GHz	-	-	-	-	-
802.11n HT20-BF_Nss1,(MCS0)_4TX	17.7M	17.771M	17M8D1D	15.05M	17.691M
802.11n HT40-BF_Nss1,(MCS0)_4TX	36.4M	36.342M	36M3D1D	31.25M	36.102M
802.11ax HEW20-BF_Nss1,(MCS0)_4TX	18.975M	19.01M	19M0D1D	15.075M	18.911M
802.11ax HEW40-BF_Nss1,(MCS0)_4TX	37.9M	37.581M	37M6D1D	27.05M	37.461M

Max-N dB = Maximum 6dB down bandwidth; **Max-OBW** = Maximum 99% occupied bandwidth;
Min-N dB = Minimum 6dB down bandwidth; **Min-OBW** = Minimum 99% occupied bandwidth;

Result

Mode	Result	Limit (Hz)	Port 1-N dB (Hz)	Port 1-OBW (Hz)	Port 2-N dB (Hz)	Port 2-OBW (Hz)	Port 3-N dB (Hz)	Port 3-OBW (Hz)	Port 4-N dB (Hz)	Port 4-OBW (Hz)
802.11n HT20-BF_Nss1,(MCS0)_4TX	-	-	-	-	-	-	-	-	-	-
2412MHz	Pass	500k	15.075M	17.691M	17.65M	17.751M	17.7M	17.731M	17.625M	17.731M
2437MHz	Pass	500k	15.075M	17.711M	17.625M	17.751M	17.65M	17.731M	17.625M	17.771M
2462MHz	Pass	500k	15.05M	17.711M	17.625M	17.731M	17.65M	17.731M	17.65M	17.751M
802.11n HT40-BF_Nss1,(MCS0)_4TX	-	-	-	-	-	-	-	-	-	-
2422MHz	Pass	500k	31.25M	36.102M	36.35M	36.222M	36.35M	36.142M	36.4M	36.182M
2437MHz	Pass	500k	33.7M	36.142M	36.35M	36.222M	36.35M	36.302M	36.1M	36.342M
2452MHz	Pass	500k	35.1M	36.102M	36.35M	36.262M	36.35M	36.302M	36M	36.222M
802.11ax HEW20-BF_Nss1,(MCS0)_4TX	-	-	-	-	-	-	-	-	-	-
2412MHz	Pass	500k	16.7M	18.911M	18.925M	18.971M	18.95M	18.931M	18.95M	19.01M
2437MHz	Pass	500k	16.15M	18.971M	18.9M	18.991M	18.975M	19.01M	18.975M	18.971M
2462MHz	Pass	500k	15.075M	18.951M	18.925M	18.971M	18.925M	18.951M	18.9M	18.971M
802.11ax HEW40-BF_Nss1,(MCS0)_4TX	-	-	-	-	-	-	-	-	-	-
2422MHz	Pass	500k	31.25M	37.461M	37.6M	37.581M	37.55M	37.501M	37.45M	37.501M
2437MHz	Pass	500k	31.3M	37.501M	37.55M	37.501M	37.9M	37.581M	37.7M	37.541M
2452MHz	Pass	500k	27.05M	37.501M	37.7M	37.541M	37.8M	37.501M	37.7M	37.541M

Port X-N dB = Port **X** 6dB down bandwidth; **Port X-OBW** = Port **X** 99% occupied bandwidth;

802.11n HT20-BF_Nss1,(MCS0)_4TX EBW

2412MHz

28/07/2020

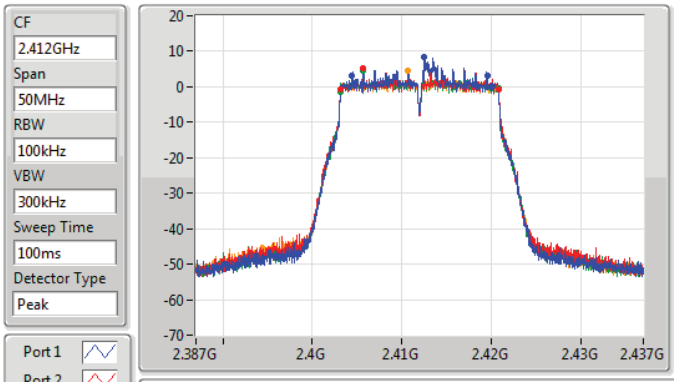

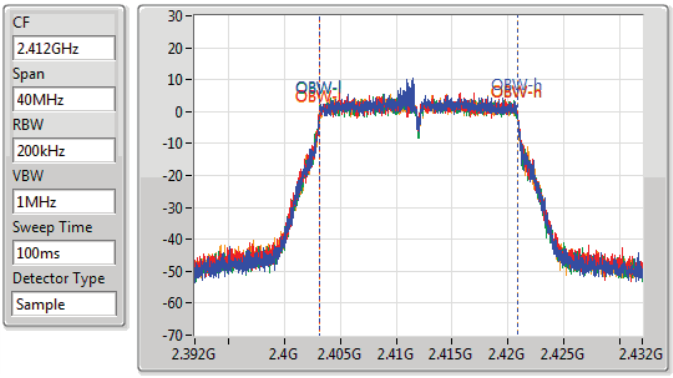

6dB(Hz)	Fl-6dB(Hz)	Fh-6dB(Hz)	OBW(Hz)	Fl-OBW(Hz)	Fh-OBW(Hz)	Limit(Hz)	Port
15.075M	2.404475G	2.41955G	17.691M	2.403144G	2.420836G	500k	1
17.65M	2.403175G	2.420825G	17.751M	2.403104G	2.420856G	500k	2
17.7M	2.40315G	2.42085G	17.731M	2.403104G	2.420836G	500k	3
17.625M	2.403175G	2.4208G	17.731M	2.403104G	2.420836G	500k	4

802.11n HT20-BF_Nss1,(MCS0)_4TX EBW

2437MHz

28/07/2020

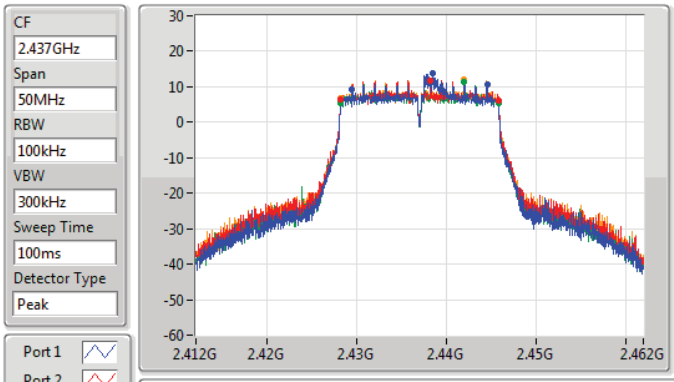

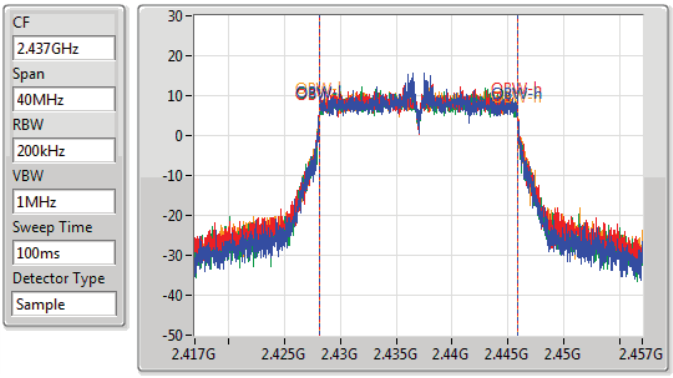

6dB(Hz)	Fl-6dB(Hz)	Fh-6dB(Hz)	OBW(Hz)	Fl-OBW(Hz)	Fh-OBW(Hz)	Limit(Hz)	Port
15.075M	2.42945G	2.444525G	17.711M	2.428124G	2.445836G	500k	1
17.625M	2.4282G	2.445825G	17.751M	2.428104G	2.445856G	500k	2
17.65M	2.428175G	2.445825G	17.731M	2.428124G	2.445856G	500k	3
17.625M	2.4282G	2.445825G	17.771M	2.428104G	2.445876G	500k	4

802.11n HT20-BF_Nss1,(MCS0)_4TX EBW

2462MHz

28/07/2020

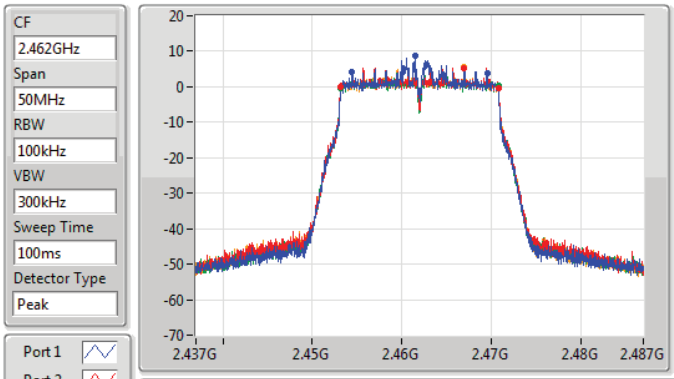

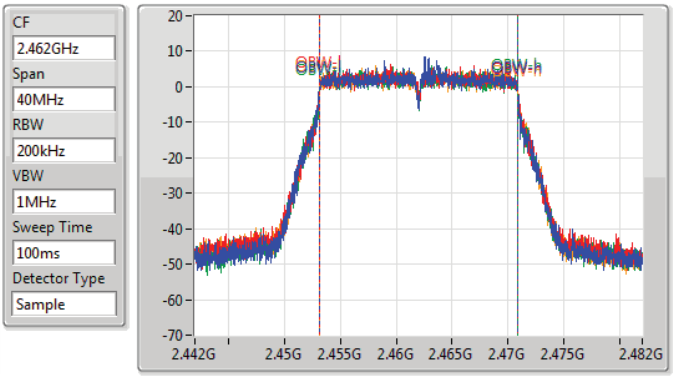

6dB(Hz)	Fl-6dB(Hz)	Fh-6dB(Hz)	OBW(Hz)	Fl-OBW(Hz)	Fh-OBW(Hz)	Limit(Hz)	Port
15.05M	2.454475G	2.469525G	17.711M	2.453124G	2.470836G	500k	1
17.625M	2.4532G	2.470825G	17.731M	2.453124G	2.470856G	500k	2
17.65M	2.453175G	2.470825G	17.731M	2.453124G	2.470856G	500k	3
17.65M	2.453175G	2.470825G	17.751M	2.453104G	2.470856G	500k	4

802.11n HT40-BF_Nss1,(MCS0)_4TX EBW

2422MHz

28/07/2020

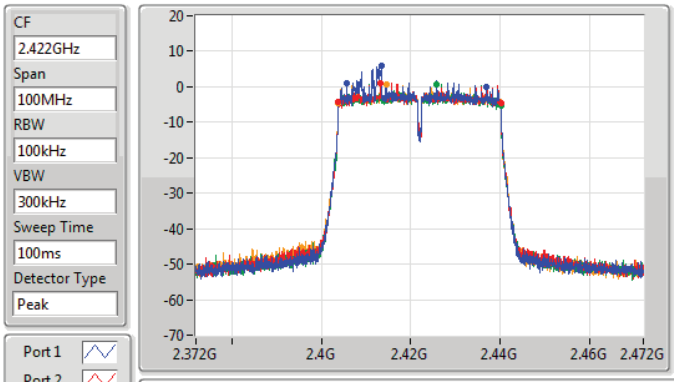

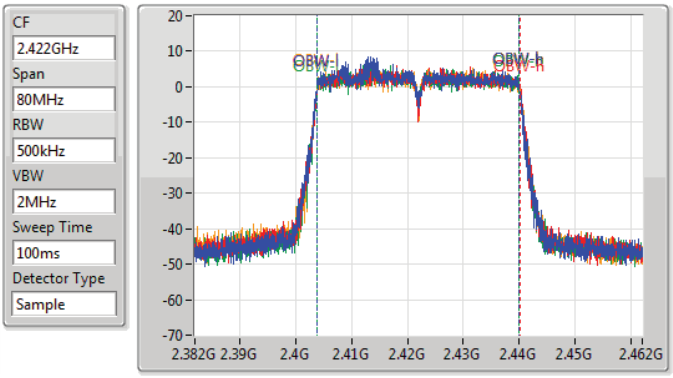

6dB(Hz)	Fl-6dB(Hz)	Fh-6dB(Hz)	OBW(Hz)	Fl-OBW(Hz)	Fh-OBW(Hz)	Limit(Hz)	Port
31.25M	2.4057G	2.43695G	36.102M	2.403889G	2.439991G	500k	1
36.35M	2.4038G	2.44015G	36.222M	2.403889G	2.440111G	500k	2
36.35M	2.4038G	2.44015G	36.142M	2.403889G	2.440031G	500k	3
36.4M	2.4038G	2.4402G	36.182M	2.403889G	2.440071G	500k	4

802.11n HT40-BF_Nss1,(MCS0)_4TX EBW

2437MHz

28/07/2020

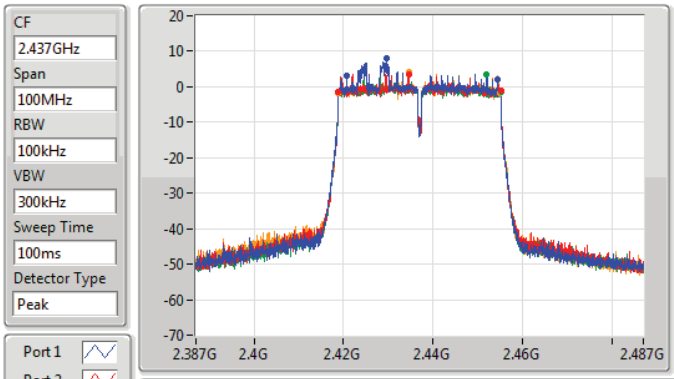

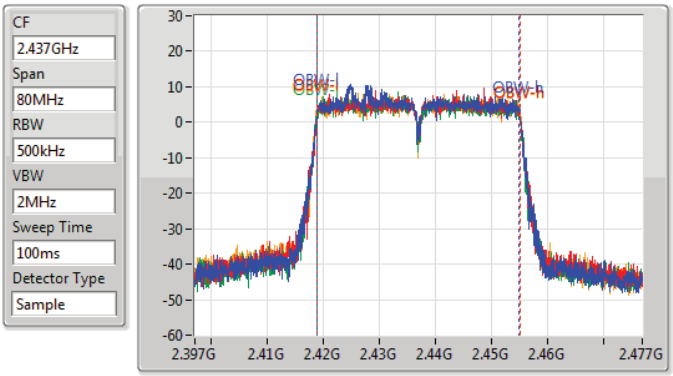

6dB(Hz)	Fl-6dB(Hz)	Fh-6dB(Hz)	OBW(Hz)	Fl-OBW(Hz)	Fh-OBW(Hz)	Limit(Hz)	Port
33.7M	2.42075G	2.45445G	36.142M	2.418889G	2.455031G	500k	1
36.35M	2.4188G	2.45515G	36.222M	2.418849G	2.455071G	500k	2
36.35M	2.4188G	2.45515G	36.302M	2.418809G	2.455111G	500k	3
36.1M	2.4188G	2.4549G	36.342M	2.418809G	2.455151G	500k	4

802.11n HT40-BF_Nss1,(MCS0)_4TX EBW

2452MHz

28/07/2020

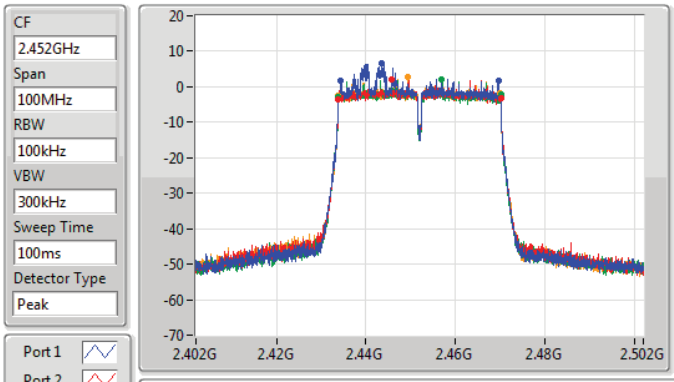

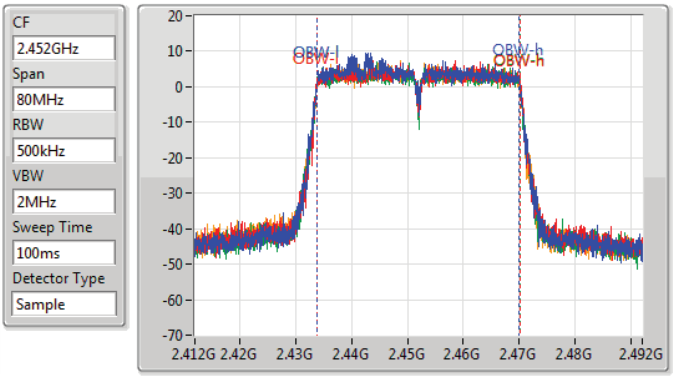

6dB(Hz)	Fl-6dB(Hz)	Fh-6dB(Hz)	OBW(Hz)	Fl-OBW(Hz)	Fh-OBW(Hz)	Limit(Hz)	Port
35.1M	2.43445G	2.46955G	36.102M	2.433889G	2.469991G	500k	1
36.35M	2.4338G	2.47015G	36.262M	2.433849G	2.470111G	500k	2
36.35M	2.4338G	2.47015G	36.302M	2.433809G	2.470111G	500k	3
36M	2.43385G	2.46985G	36.222M	2.433849G	2.470071G	500k	4

802.11ax HEW20-BF_Nss1,(MCS0)_4TX EBW

2412MHz

28/07/2020

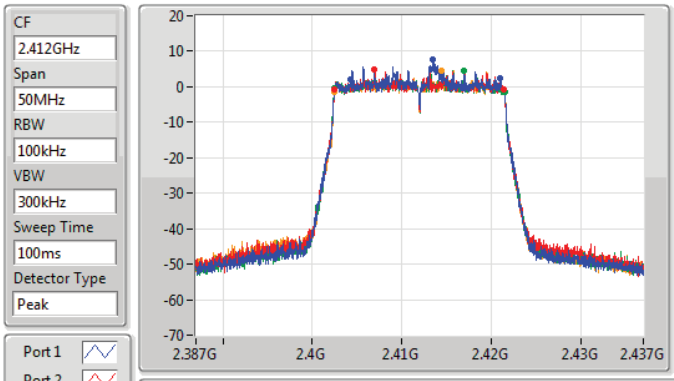

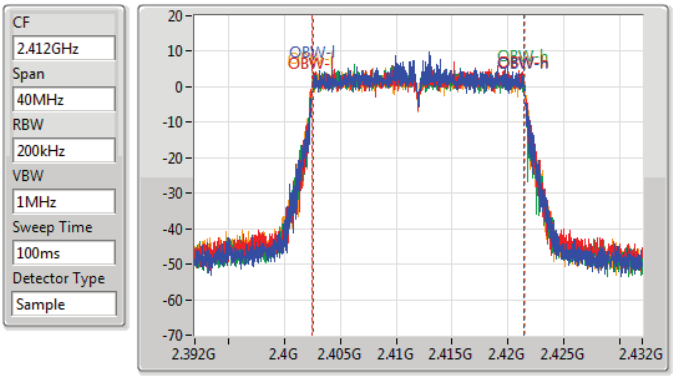

6dB(Hz)	Fl-6dB(Hz)	Fh-6dB(Hz)	OBW(Hz)	Fl-OBW(Hz)	Fh-OBW(Hz)	Limit(Hz)	Port
16.7M	2.40425G	2.42095G	18.911M	2.402545G	2.421455G	500k	1
18.925M	2.402525G	2.42145G	18.971M	2.402485G	2.421455G	500k	2
18.95M	2.402525G	2.421475G	18.931M	2.402505G	2.421435G	500k	3
18.95M	2.4025G	2.42145G	19.01M	2.402485G	2.421495G	500k	4

802.11ax HEW20-BF_Nss1,(MCS0)_4TX EBW

2437MHz

28/07/2020

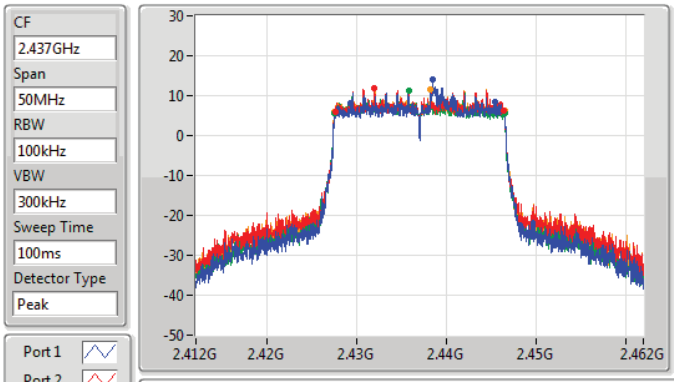

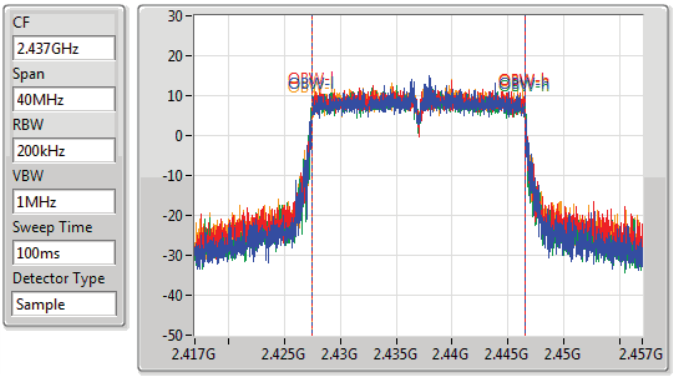

6dB(Hz)	Fl-6dB(Hz)	Fh-6dB(Hz)	OBW(Hz)	Fl-OBW(Hz)	Fh-OBW(Hz)	Limit(Hz)	Port
16.15M	2.42925G	2.4454G	18.971M	2.427505G	2.446475G	500k	1
18.9M	2.42755G	2.44645G	18.991M	2.427485G	2.446475G	500k	2
18.975M	2.4275G	2.446475G	19.01M	2.427465G	2.446475G	500k	3
18.975M	2.4275G	2.446475G	18.971M	2.427505G	2.446475G	500k	4

802.11ax HEW20-BF_Nss1,(MCS0)_4TX EBW

2462MHz

28/07/2020

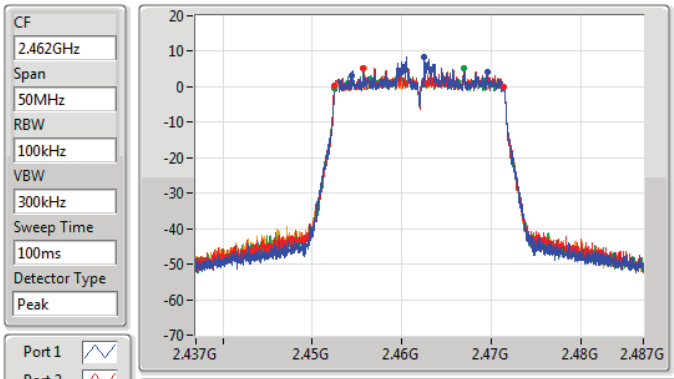

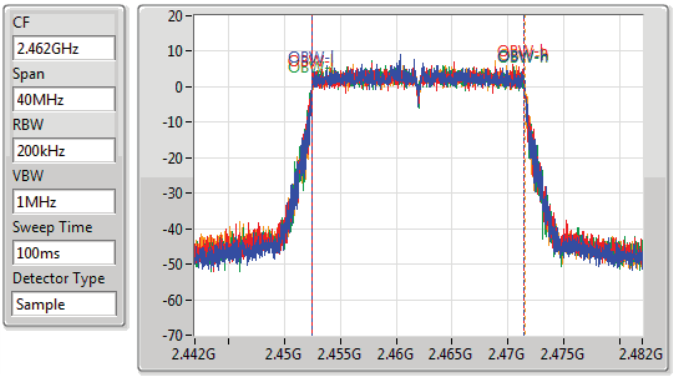

6dB(Hz)	Fl-6dB(Hz)	Fh-6dB(Hz)	OBW(Hz)	Fl-OBW(Hz)	Fh-OBW(Hz)	Limit(Hz)	Port
15.075M	2.45445G	2.469525G	18.951M	2.452505G	2.471455G	500k	1
18.925M	2.452525G	2.47145G	18.971M	2.452485G	2.471455G	500k	2
18.925M	2.4525G	2.471425G	18.951M	2.452485G	2.471435G	500k	3
18.9M	2.45255G	2.47145G	18.971M	2.452505G	2.471475G	500k	4

802.11ax HEW40-BF_Nss1,(MCS0)_4TX EBW

2422MHz

28/07/2020

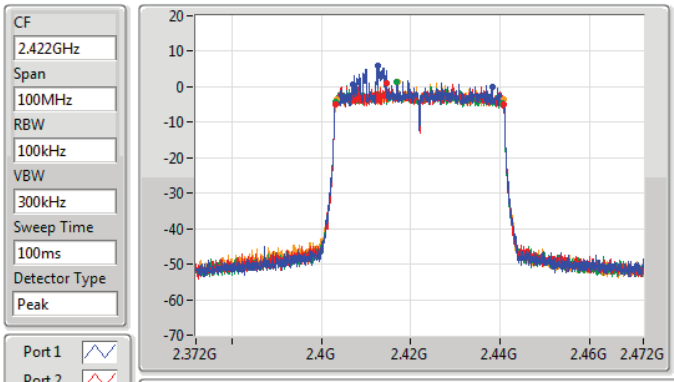

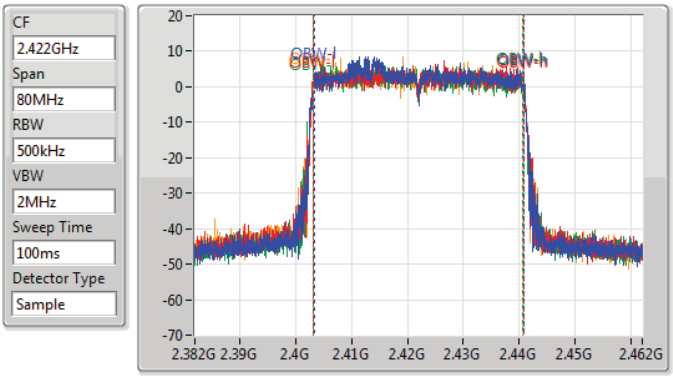

6dB(Hz)	Fl-6dB(Hz)	Fh-6dB(Hz)	OBW(Hz)	Fl-OBW(Hz)	Fh-OBW(Hz)	Limit(Hz)	Port
31.25M	2.407G	2.43825G	37.461M	2.403289G	2.440751G	500k	1
37.6M	2.4031G	2.4407G	37.581M	2.403169G	2.440751G	500k	2
37.55M	2.4031G	2.44065G	37.501M	2.403169G	2.440671G	500k	3
37.45M	2.4034G	2.44085G	37.501M	2.403169G	2.440671G	500k	4

802.11ax HEW40-BF_Nss1,(MCS0)_4TX EBW

2437MHz

28/07/2020

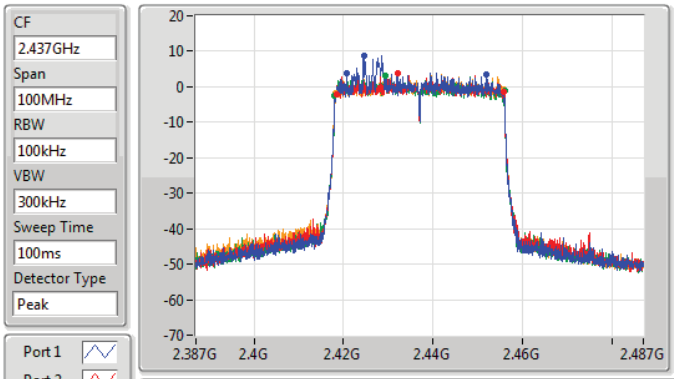

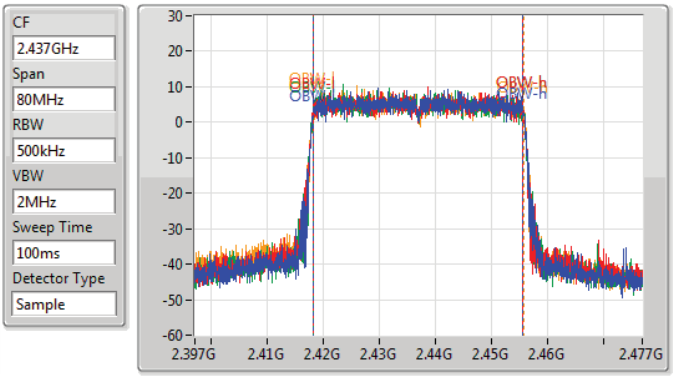

6dB(Hz)	Fl-6dB(Hz)	Fh-6dB(Hz)	OBW(Hz)	Fl-OBW(Hz)	Fh-OBW(Hz)	Limit(Hz)	Port
31.3M	2.4207G	2.452G	37.501M	2.418209G	2.455711G	500k	1
37.55M	2.41835G	2.4559G	37.501M	2.418209G	2.455711G	500k	2
37.9M	2.41805G	2.45595G	37.581M	2.418129G	2.455711G	500k	3
37.7M	2.4182G	2.4559G	37.541M	2.418209G	2.455751G	500k	4

802.11ax HEW40-BF_Nss1,(MCS0)_4TX EBW

2452MHz

28/07/2020

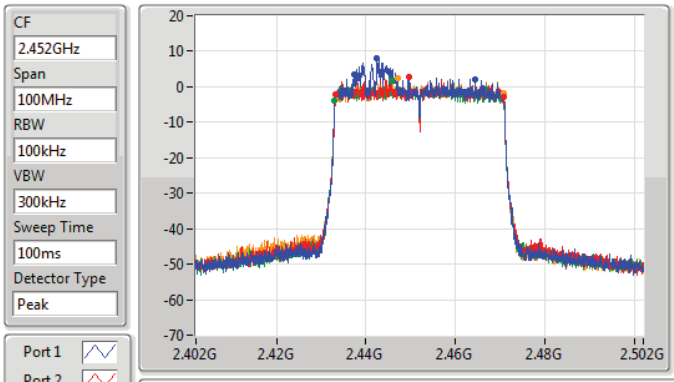

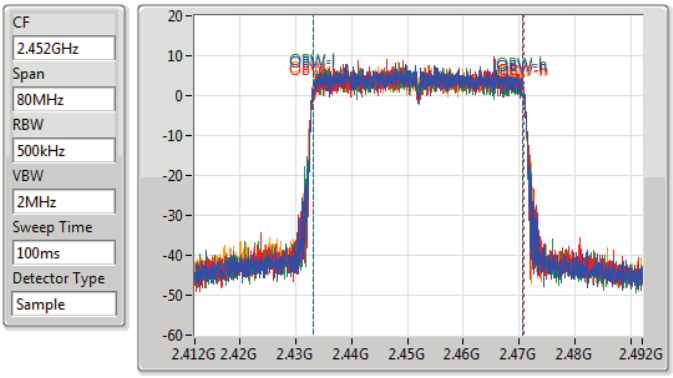

6dB(Hz)	Fl-6dB(Hz)	Fh-6dB(Hz)	OBW(Hz)	Fl-OBW(Hz)	Fh-OBW(Hz)	Limit(Hz)	Port
27.05M	2.43745G	2.4645G	37.501M	2.433209G	2.470711G	500k	1
37.7M	2.4332G	2.4709G	37.541M	2.433209G	2.470751G	500k	2
37.8M	2.43305G	2.47085G	37.501M	2.433209G	2.470711G	500k	3
37.7M	2.4331G	2.4708G	37.541M	2.433169G	2.470711G	500k	4

Summary

Mode	Total Power (dBm)	Total Power (W)
2.4-2.4835GHz	-	-
802.11b_Nss1,(1Mbps)_4TX	29.49	0.88920
802.11g_Nss1,(6Mbps)_4TX	29.45	0.88105
802.11n HT20_Nss1,(MCS0)_4TX	29.19	0.82985
802.11n HT40_Nss1,(MCS0)_4TX	23.58	0.22803
802.11ax HEW20_Nss1,(MCS0)_4TX	29.47	0.88512
802.11ax HEW40_Nss1,(MCS0)_4TX	23.75	0.23714

Result

Mode	Result	DG (dBi)	Port 1 (dBm)	Port 2 (dBm)	Port 3 (dBm)	Port 4 (dBm)	Total Power (dBm)	Power Limit (dBm)
802.11b_Nss1,(1Mbps)_4TX	-	-	-	-	-	-	-	-
2412MHz	Pass	2.44	22.91	23.52	23.54	23.85	29.49	30.00
2417MHz	Pass	2.44	22.26	22.47	22.60	23.15	28.65	30.00
2437MHz	Pass	2.44	22.93	23.48	23.33	24.02	29.48	30.00
2457MHz	Pass	2.44	21.15	21.55	21.76	22.06	27.66	30.00
2462MHz	Pass	2.44	22.33	22.37	22.61	23.27	28.68	30.00
802.11g_Nss1,(6Mbps)_4TX	-	-	-	-	-	-	-	-
2412MHz	Pass	2.44	18.30	18.68	18.28	18.98	24.59	30.00
2417MHz	Pass	2.44	21.71	22.28	21.48	22.81	28.12	30.00
2437MHz	Pass	2.44	22.81	23.84	22.84	24.06	29.45	30.00
2457MHz	Pass	2.44	21.33	21.97	21.31	22.67	27.88	30.00
2462MHz	Pass	2.44	16.42	16.69	16.65	17.02	22.72	30.00
802.11n HT20_Nss1,(MCS0)_4TX	-	-	-	-	-	-	-	-
2412MHz	Pass	2.44	16.78	16.60	16.38	16.81	22.67	30.00
2417MHz	Pass	2.44	19.26	19.41	19.01	19.92	25.43	30.00
2437MHz	Pass	2.44	22.74	23.30	22.65	23.89	29.19	30.00
2457MHz	Pass	2.44	19.19	19.56	19.22	20.15	25.57	30.00
2462MHz	Pass	2.44	17.38	16.66	17.38	18.10	23.43	30.00
802.11n HT40_Nss1,(MCS0)_4TX	-	-	-	-	-	-	-	-
2422MHz	Pass	2.44	14.21	14.13	14.10	13.81	20.09	30.00
2427MHz	Pass	2.44	15.31	15.24	15.28	14.89	21.20	30.00
2437MHz	Pass	2.44	17.58	17.74	17.42	17.49	23.58	30.00
2447MHz	Pass	2.44	14.97	14.96	14.80	14.53	20.84	30.00
2452MHz	Pass	2.44	13.88	13.68	13.72	13.35	19.68	30.00
802.11ax HEW20_Nss1,(MCS0)_4TX	-	-	-	-	-	-	-	-
2412MHz	Pass	2.44	16.77	16.78	16.64	17.17	22.87	30.00
2417MHz	Pass	2.44	19.56	19.67	19.31	20.09	25.69	30.00
2437MHz	Pass	2.44	22.9	23.71	22.76	24.26	29.47	30.00
2457MHz	Pass	2.44	19.41	19.79	19.43	20.65	25.87	30.00
2462MHz	Pass	2.44	17.66	17.91	17.53	18.23	23.86	30.00
802.11ax HEW40_Nss1,(MCS0)_4TX	-	-	-	-	-	-	-	-
2422MHz	Pass	2.44	14.54	14.33	14.36	13.91	20.31	30.00
2427MHz	Pass	2.44	15.50	15.47	15.40	15.12	21.40	30.00
2437MHz	Pass	2.44	17.65	18.09	17.60	17.57	23.75	30.00
2447MHz	Pass	2.44	15.23	15.18	14.96	14.74	21.05	30.00
2452MHz	Pass	2.44	14.13	13.86	13.79	13.51	19.85	30.00

DG = Directional Gain; **Port X** = Port X output power

Summary

Mode	Total Power (dBm)	Total Power (W)
2.4-2.4835GHz	-	-
802.11n HT20-BF_Nss1,(MCS0)_4TX	28.92	0.77983
802.11n HT40-BF_Nss1,(MCS0)_4TX	23.81	0.24044
802.11ax HEW20-BF_Nss1,(MCS0)_4TX	28.96	0.78705
802.11ax HEW40-BF_Nss1,(MCS0)_4TX	24.01	0.25177

Result

Mode	Result	DG (dBi)	Port 1 (dBm)	Port 2 (dBm)	Port 3 (dBm)	Port 4 (dBm)	Total Power (dBm)	Power Limit (dBm)
802.11n HT20-BF_Nss1,(MCS0)_4TX	-	-	-	-	-	-	-	-
2412MHz	Pass	6.50	15.89	16.09	16.14	16.08	22.07	29.50
2417MHz	Pass	6.50	19.84	19.72	19.45	19.82	25.73	29.50
2437MHz	Pass	6.50	22.36	23.38	22.43	23.34	28.92	29.50
2457MHz	Pass	6.50	16.46	16.98	16.20	16.88	22.66	29.50
2462MHz	Pass	6.50	17.32	16.58	16.13	16.77	22.74	29.50
802.11n HT40-BF_Nss1,(MCS0)_4TX	-	-	-	-	-	-	-	-
2422MHz	Pass	6.50	15.73	15.72	15.06	14.92	21.39	29.50
2427MHz	Pass	6.50	16.90	15.96	15.76	16.40	22.30	29.50
2437MHz	Pass	6.50	18.22	17.68	17.43	17.77	23.81	29.50
2447MHz	Pass	6.50	16.73	16.53	16.17	16.67	22.55	29.50
2452MHz	Pass	6.50	16.47	16.18	16.17	16.46	22.34	29.50
802.11ax HEW20-BF_Nss1,(MCS0)_4TX	-	-	-	-	-	-	-	-
2412MHz	Pass	6.50	16.63	16.30	16.24	15.98	22.31	29.50
2417MHz	Pass	6.50	19.61	19.67	19.88	19.85	25.77	29.50
2437MHz	Pass	6.50	22.58	23.37	22.63	23.12	28.96	29.50
2457MHz	Pass	6.50	16.96	16.66	16.62	18.09	23.15	29.50
2462MHz	Pass	6.50	16.50	16.91	16.69	18.10	23.12	29.50
802.11ax HEW40-BF_Nss1,(MCS0)_4TX	-	-	-	-	-	-	-	-
2422MHz	Pass	6.50	15.84	15.41	14.95	15.34	21.42	29.50
2427MHz	Pass	6.50	16.68	16.34	16.15	16.36	22.41	29.50
2437MHz	Pass	6.50	18.30	18.41	17.47	17.70	24.01	29.50
2447MHz	Pass	6.50	16.62	17.03	16.86	16.84	22.86	29.50
2452MHz	Pass	6.50	16.50	16.39	16.20	16.22	22.35	29.50

DG = Directional Gain; **Port X** = Port X output power

Summary

Mode	PD (dBm/RBW)
2.4-2.4835GHz	-
802.11b_Nss1,(1Mbps)_4TX	3.99
802.11g_Nss1,(6Mbps)_4TX	0.91
802.11n HT20_Nss1,(MCS0)_4TX	1.46
802.11n HT40_Nss1,(MCS0)_4TX	-7.06
802.11ax HEW20_Nss1,(MCS0)_4TX	1.57
802.11ax HEW40_Nss1,(MCS0)_4TX	-7.41

Result

Mode	Result	DG (dBi)	Port 1 (dBm/RBW)	Port 2 (dBm/RBW)	Port 3 (dBm/RBW)	Port 4 (dBm/RBW)	PD (dBm/RBW)	PD Limit (dBm/RBW)
802.11b_Nss1,(1Mbps)_4TX	-	-	-	-	-	-	-	-
2412MHz	Pass	6.50	-0.83	-0.14	0.28	0.65	3.53	7.50
2437MHz	Pass	6.50	-0.20	0.64	0.62	1.76	3.99	7.50
2462MHz	Pass	6.50	-0.73	-0.93	0.45	0.63	3.22	7.50
802.11g_Nss1,(6Mbps)_4TX	-	-	-	-	-	-	-	-
2412MHz	Pass	6.50	-7.96	-7.77	-7.19	-8.20	-4.88	7.50
2437MHz	Pass	6.50	-3.24	-2.55	-3.82	-1.98	0.91	7.50
2462MHz	Pass	6.50	-10.04	-10.18	-10.21	-9.92	-6.04	7.50
802.11n HT20_Nss1,(MCS0)_4TX	-	-	-	-	-	-	-	-
2412MHz	Pass	6.50	-10.16	-10.78	-10.72	-9.98	-5.70	7.50
2437MHz	Pass	6.50	-3.75	-3.56	-4.07	-2.87	1.46	7.50
2462MHz	Pass	6.50	-9.34	-8.37	-9.56	-8.77	-4.50	7.50
802.11n HT40_Nss1,(MCS0)_4TX	-	-	-	-	-	-	-	-
2422MHz	Pass	6.50	-13.87	-15.54	-13.85	-14.88	-9.32	7.50
2437MHz	Pass	6.50	-11.75	-11.90	-12.18	-11.92	-7.06	7.50
2452MHz	Pass	6.50	-14.44	-15.06	-15.24	-14.39	-8.84	7.50
802.11ax HEW20_Nss1,(MCS0)_4TX	-	-	-	-	-	-	-	-
2412MHz	Pass	6.50	-10.20	-11.03	-10.97	-8.74	-5.46	7.50
2437MHz	Pass	6.50	-4.38	-3.44	-2.74	-0.95	1.57	7.50
2462MHz	Pass	6.50	-9.42	-9.85	-9.49	-7.03	-5.36	7.50
802.11ax HEW40_Nss1,(MCS0)_4TX	-	-	-	-	-	-	-	-
2422MHz	Pass	6.50	-14.27	-16.32	-16.75	-16.09	-11.76	7.50
2437MHz	Pass	6.50	-11.33	-12.84	-12.98	-11.52	-7.41	7.50
2452MHz	Pass	6.50	-15.35	-15.51	-15.34	-15.59	-9.43	7.50

DG = Directional Gain;
PD = trace bin-by-bin of each transmits port summing can be performed maximum power density; **Port X** = Port X power density;

802.11b_Nss1,(1Mbps)_4TX **PSD**

2412MHz

28/07/2020

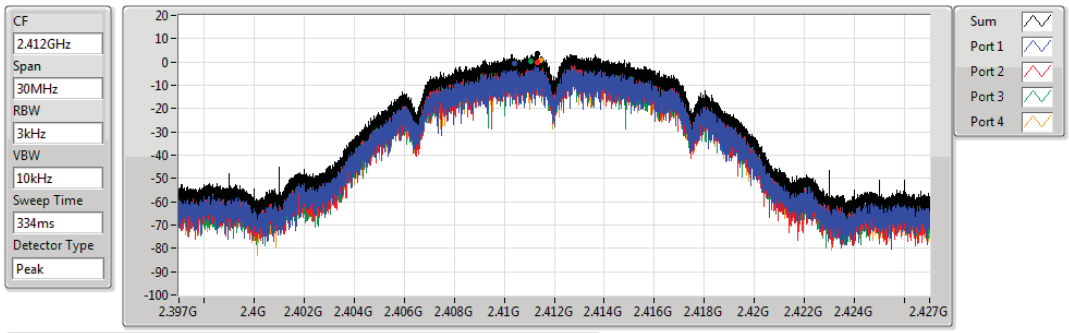

Sum	PD	Port 1	Port 2	Port 3	Port 4
(dBm/RBW)	(dBm/RBW)	(dBm/RBW)	(dBm/RBW)	(dBm/RBW)	(dBm/RBW)
3.53	3.53	-0.83	-0.14	0.28	0.65

802.11b_Nss1,(1Mbps)_4TX **PSD**

2437MHz

28/07/2020

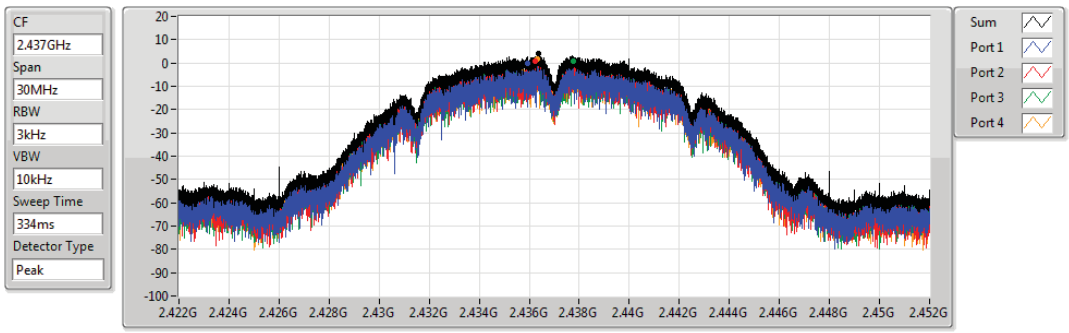

Sum	PD	Port 1	Port 2	Port 3	Port 4
(dBm/RBW)	(dBm/RBW)	(dBm/RBW)	(dBm/RBW)	(dBm/RBW)	(dBm/RBW)
3.99	3.99	-0.20	0.64	0.62	1.76

802.11b_Nss1,(1Mbps)_4TX **PSD**

2462MHz

28/07/2020

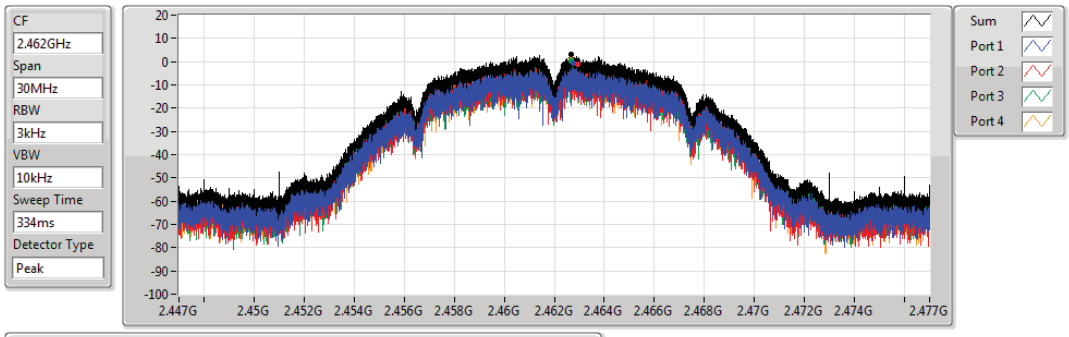

Sum	PD	Port 1	Port 2	Port 3	Port 4
(dBm/RBW)	(dBm/RBW)	(dBm/RBW)	(dBm/RBW)	(dBm/RBW)	(dBm/RBW)
3.22	3.22	-0.73	-0.93	0.45	0.63

802.11g_Nss1,(6Mbps)_4TX **PSD**

2412MHz

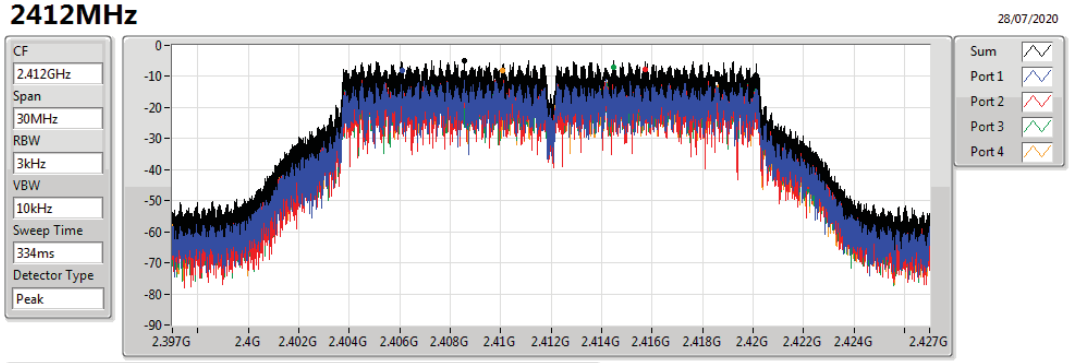

Sum	PD	Port 1	Port 2	Port 3	Port 4
(dBm/RBW)	(dBm/RBW)	(dBm/RBW)	(dBm/RBW)	(dBm/RBW)	(dBm/RBW)
-4.88	-4.88	-7.96	-7.77	-7.19	-8.20

802.11g_Nss1,(6Mbps)_4TX **PSD**

2437MHz

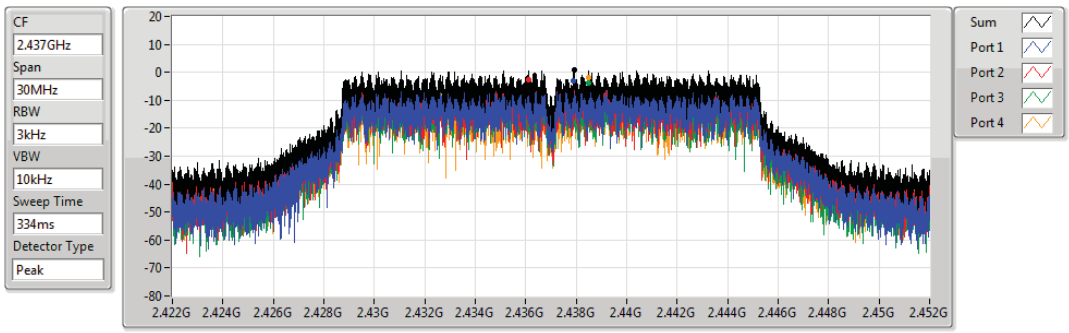

Sum	PD	Port 1	Port 2	Port 3	Port 4
(dBm/RBW)	(dBm/RBW)	(dBm/RBW)	(dBm/RBW)	(dBm/RBW)	(dBm/RBW)
0.91	0.91	-3.24	-2.55	-3.82	-1.98

802.11g_Nss1,(6Mbps)_4TX **PSD**

2462MHz

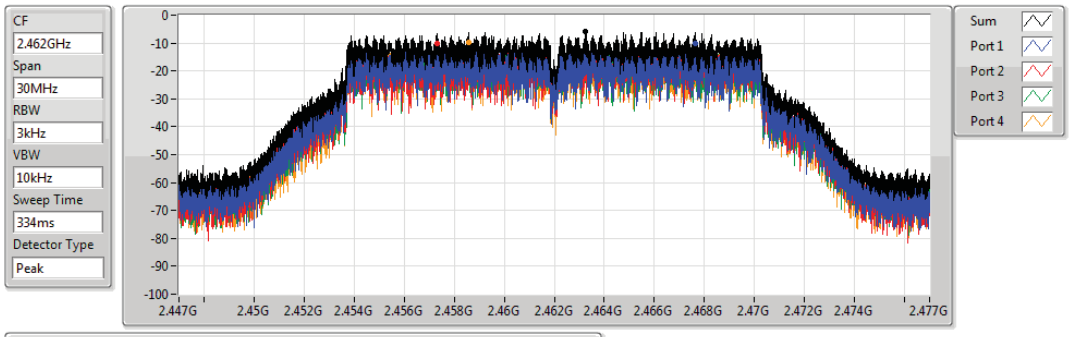

Sum	PD	Port 1	Port 2	Port 3	Port 4
(dBm/RBW)	(dBm/RBW)	(dBm/RBW)	(dBm/RBW)	(dBm/RBW)	(dBm/RBW)
-6.04	-6.04	-10.04	-10.18	-10.21	-9.92

802.11n HT20_Nss1,(MCS0)_4TX **PSD**

2412MHz

28/07/2020

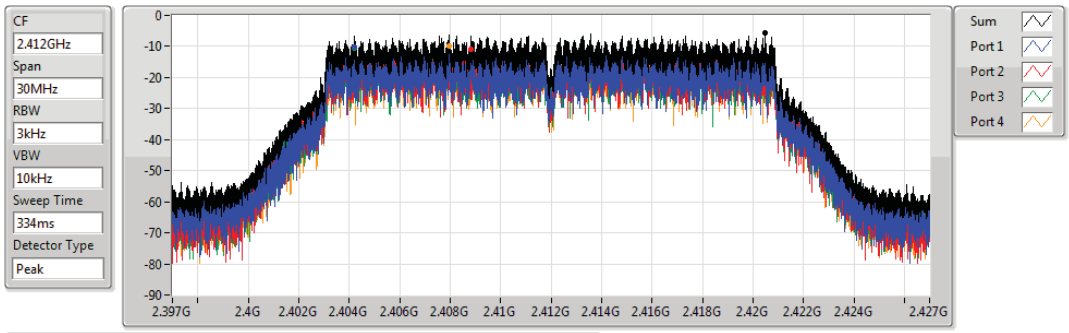

Sum	PD	Port 1	Port 2	Port 3	Port 4
(dBm/RBW)	(dBm/RBW)	(dBm/RBW)	(dBm/RBW)	(dBm/RBW)	(dBm/RBW)
-5.70	-5.70	-10.16	-10.78	-10.72	-9.98

802.11n HT20_Nss1,(MCS0)_4TX **PSD**

2437MHz

28/07/2020

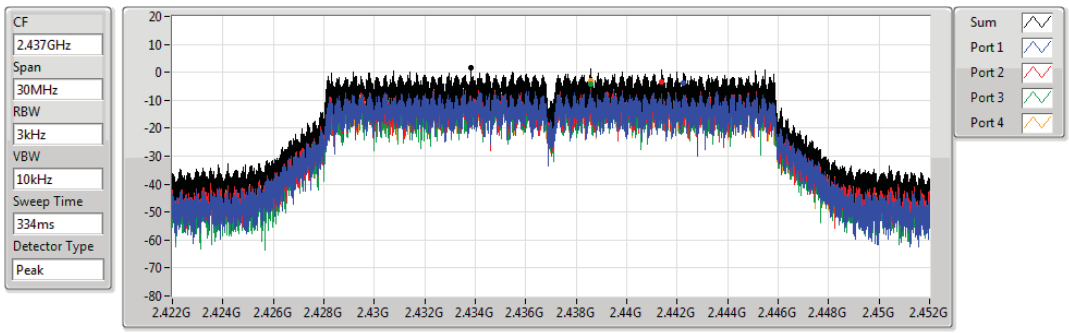

Sum	PD	Port 1	Port 2	Port 3	Port 4
(dBm/RBW)	(dBm/RBW)	(dBm/RBW)	(dBm/RBW)	(dBm/RBW)	(dBm/RBW)
1.46	1.46	-3.75	-3.56	-4.07	-2.87

802.11n HT20_Nss1,(MCS0)_4TX **PSD**

2462MHz

28/07/2020

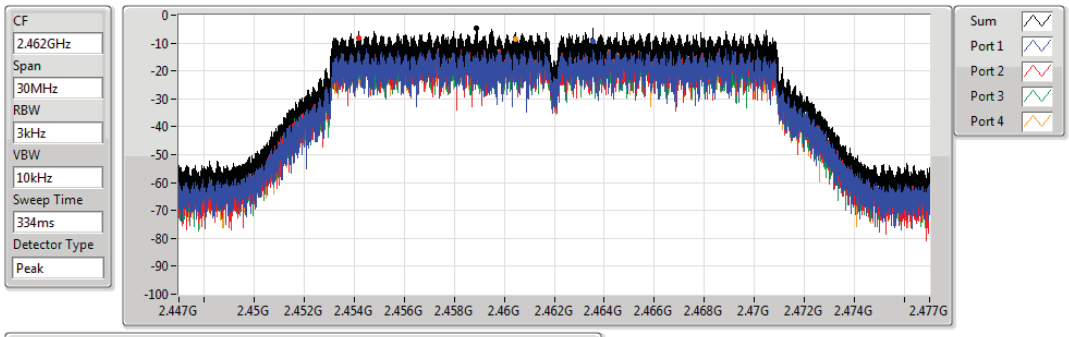

Sum	PD	Port 1	Port 2	Port 3	Port 4
(dBm/RBW)	(dBm/RBW)	(dBm/RBW)	(dBm/RBW)	(dBm/RBW)	(dBm/RBW)
-4.50	-4.50	-9.34	-8.37	-9.56	-8.77

802.11n HT40_Nss1,(MCS0)_4TX **PSD**

2422MHz

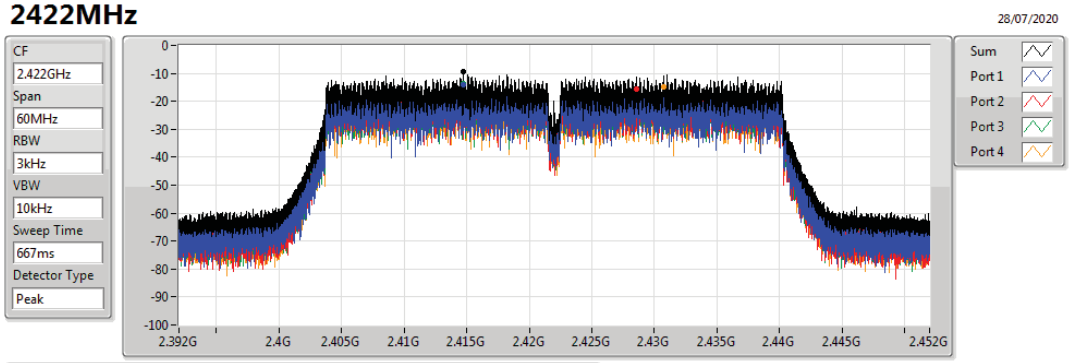

Sum	PD	Port 1	Port 2	Port 3	Port 4
(dBm/RBW)	(dBm/RBW)	(dBm/RBW)	(dBm/RBW)	(dBm/RBW)	(dBm/RBW)
-9.32	-9.32	-13.87	-15.54	-13.85	-14.88

802.11n HT40_Nss1,(MCS0)_4TX **PSD**

2437MHz

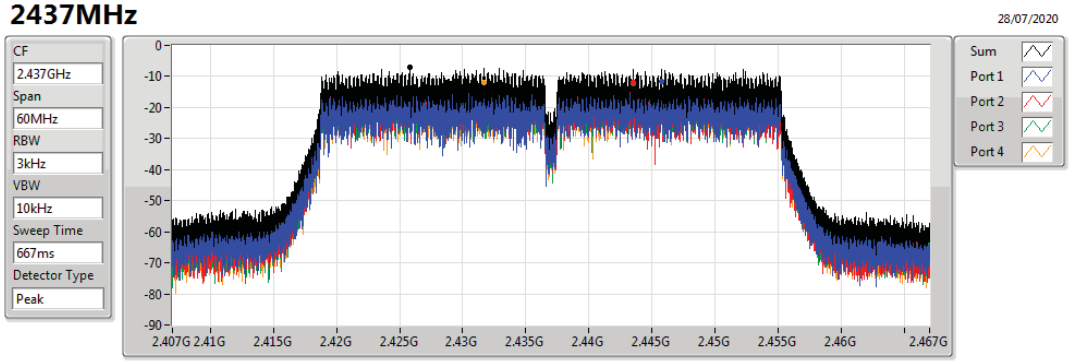

Sum	PD	Port 1	Port 2	Port 3	Port 4
(dBm/RBW)	(dBm/RBW)	(dBm/RBW)	(dBm/RBW)	(dBm/RBW)	(dBm/RBW)
-7.06	-7.06	-11.75	-11.90	-12.18	-11.92

802.11n HT40_Nss1,(MCS0)_4TX **PSD**

2452MHz

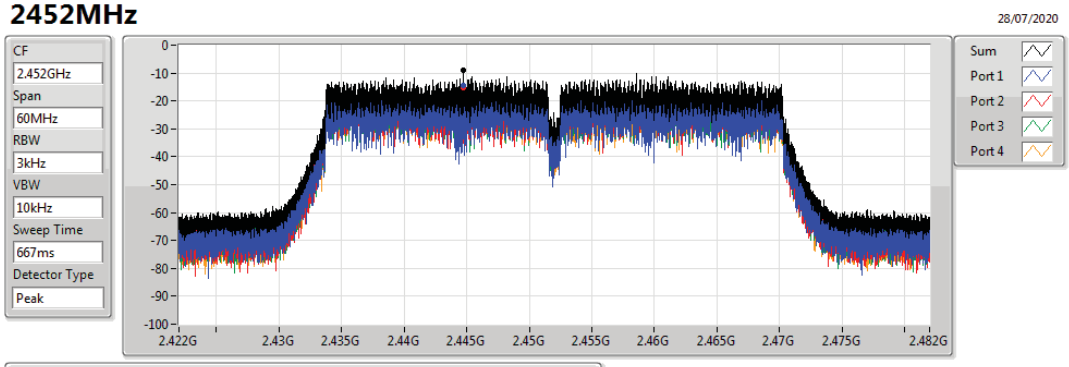

Sum	PD	Port 1	Port 2	Port 3	Port 4
(dBm/RBW)	(dBm/RBW)	(dBm/RBW)	(dBm/RBW)	(dBm/RBW)	(dBm/RBW)
-8.84	-8.84	-14.44	-15.06	-15.24	-14.39

802.11ax HEW20_Nss1,(MCS0)_4TX **PSD**

2412MHz

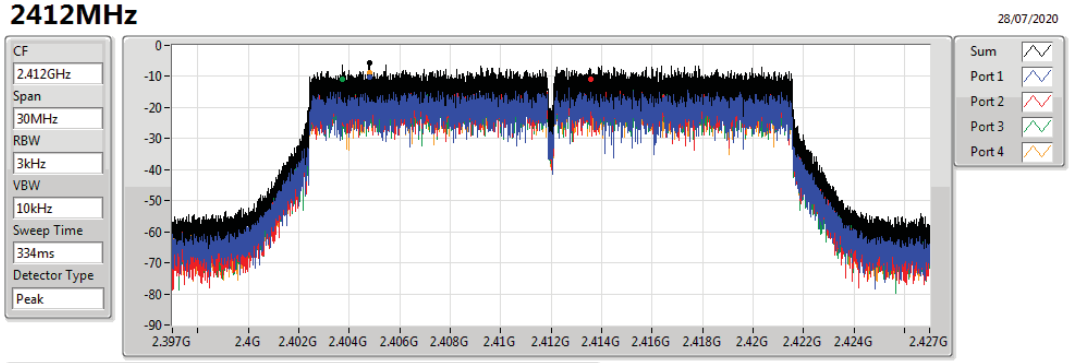

Sum	PD	Port 1	Port 2	Port 3	Port 4
(dBm/RBW)	(dBm/RBW)	(dBm/RBW)	(dBm/RBW)	(dBm/RBW)	(dBm/RBW)
-5.46	-5.46	-10.20	-11.03	-10.97	-8.74

802.11ax HEW20_Nss1,(MCS0)_4TX **PSD**

2437MHz

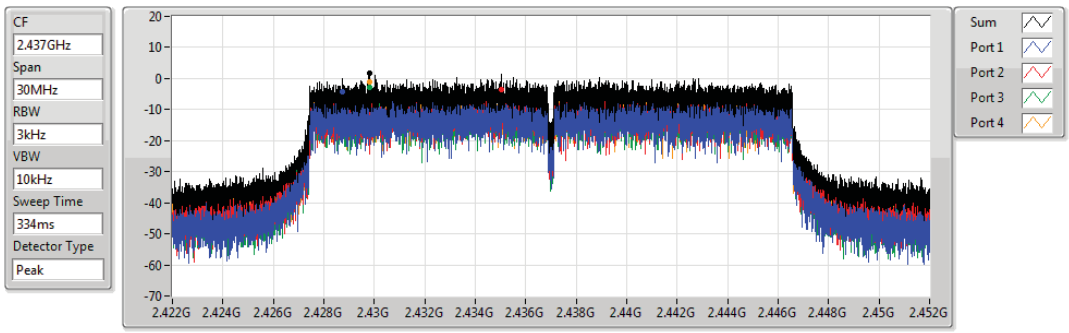

Sum	PD	Port 1	Port 2	Port 3	Port 4
(dBm/RBW)	(dBm/RBW)	(dBm/RBW)	(dBm/RBW)	(dBm/RBW)	(dBm/RBW)
1.57	1.57	-4.38	-3.44	-2.74	-0.95

802.11ax HEW20_Nss1,(MCS0)_4TX **PSD**

2462MHz

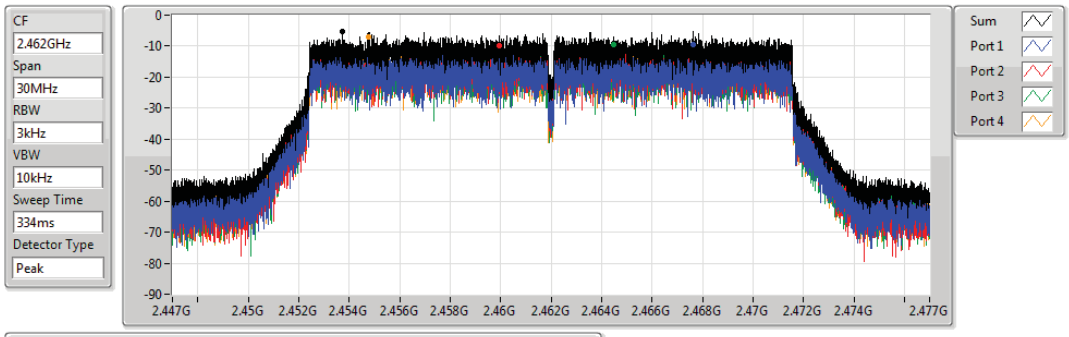

Sum	PD	Port 1	Port 2	Port 3	Port 4
(dBm/RBW)	(dBm/RBW)	(dBm/RBW)	(dBm/RBW)	(dBm/RBW)	(dBm/RBW)
-5.36	-5.36	-9.42	-9.85	-9.49	-7.03

802.11ax HEW40_Nss1,(MCS0)_4TX **PSD**

2422MHz

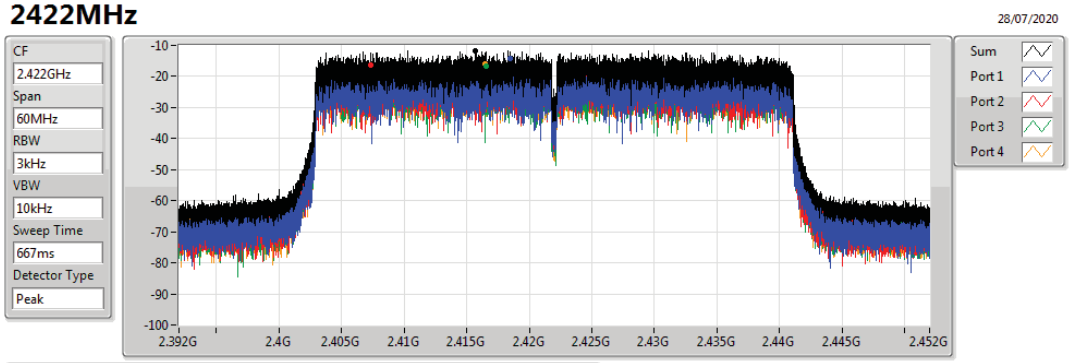

Sum	PD	Port 1	Port 2	Port 3	Port 4
(dBm/RBW)	(dBm/RBW)	(dBm/RBW)	(dBm/RBW)	(dBm/RBW)	(dBm/RBW)
-11.76	-11.76	-14.27	-16.32	-16.75	-16.09

802.11ax HEW40_Nss1,(MCS0)_4TX **PSD**

2437MHz

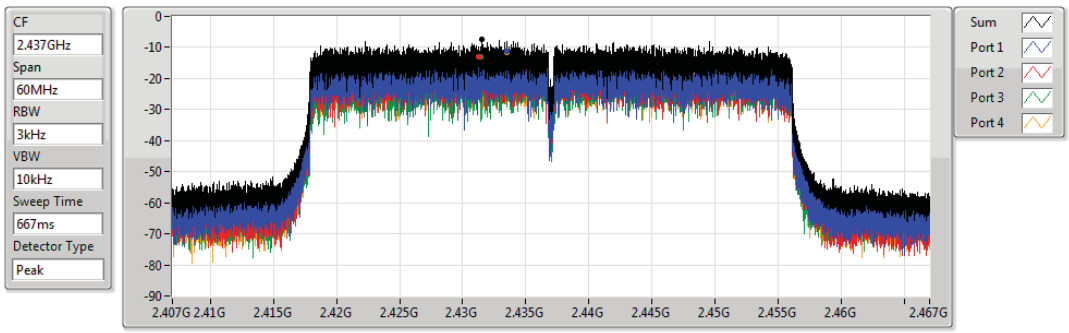

Sum	PD	Port 1	Port 2	Port 3	Port 4
(dBm/RBW)	(dBm/RBW)	(dBm/RBW)	(dBm/RBW)	(dBm/RBW)	(dBm/RBW)
-7.41	-7.41	-11.33	-12.84	-12.98	-11.52

802.11ax HEW40_Nss1,(MCS0)_4TX **PSD**

2452MHz

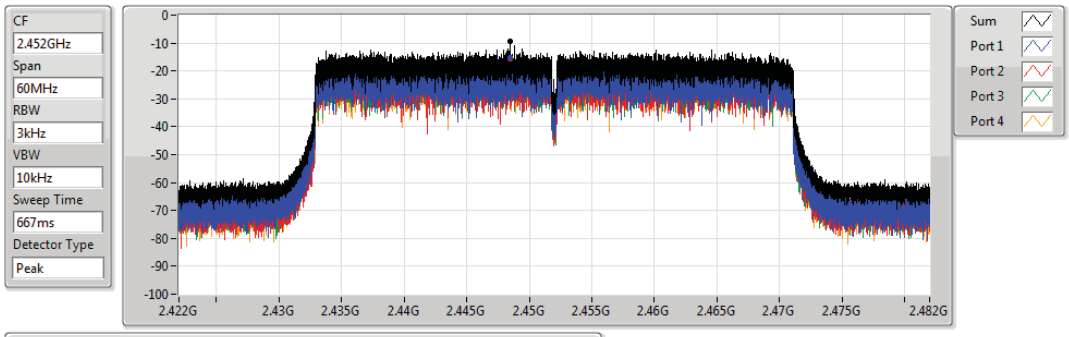

Sum	PD	Port 1	Port 2	Port 3	Port 4
(dBm/RBW)	(dBm/RBW)	(dBm/RBW)	(dBm/RBW)	(dBm/RBW)	(dBm/RBW)
-9.43	-9.43	-15.35	-15.51	-15.34	-15.59

Summary

Mode	PD (dBm/RBW)
2.4-2.4835GHz	-
802.11n HT20-BF_Nss1,(MCS0)_4TX	1.62
802.11n HT40-BF_Nss1,(MCS0)_4TX	-5.92
802.11ax HEW20-BF_Nss1,(MCS0)_4TX	1.70
802.11ax HEW40-BF_Nss1,(MCS0)_4TX	-6.64

Result

Mode	Result	DG (dBi)	Port 1 (dBm/RBW)	Port 2 (dBm/RBW)	Port 3 (dBm/RBW)	Port 4 (dBm/RBW)	PD (dBm/RBW)	PD Limit (dBm/RBW)
802.11n HT20-BF_Nss1,(MCS0)_4TX	-	-	-	-	-	-	-	-
2412MHz	Pass	6.50	-9.47	-9.77	-10.44	-9.78	-5.32	7.50
2437MHz	Pass	6.50	-2.84	-1.08	-3.06	-2.60	1.62	7.50
2462MHz	Pass	6.50	-6.07	-8.88	-9.54	-8.44	-4.23	7.50
802.11n HT40-BF_Nss1,(MCS0)_4TX	-	-	-	-	-	-	-	-
2422MHz	Pass	6.50	-12.03	-13.15	-13.19	-13.02	-7.42	7.50
2437MHz	Pass	6.50	-8.56	-11.01	-10.69	-10.22	-5.92	7.50
2452MHz	Pass	6.50	-10.66	-11.46	-12.38	-12.34	-6.87	7.50
802.11ax HEW20-BF_Nss1,(MCS0)_4TX	-	-	-	-	-	-	-	-
2412MHz	Pass	6.50	-9.10	-10.05	-10.60	-10.32	-4.71	7.50
2437MHz	Pass	6.50	-0.23	-3.34	-4.04	-3.05	1.70	7.50
2462MHz	Pass	6.50	-9.54	-9.53	-9.60	-10.22	-5.29	7.50
802.11ax HEW40-BF_Nss1,(MCS0)_4TX	-	-	-	-	-	-	-	-
2422MHz	Pass	6.50	-8.36	-13.86	-13.59	-13.48	-6.93	7.50
2437MHz	Pass	6.50	-9.79	-11.35	-11.31	-11.49	-6.64	7.50
2452MHz	Pass	6.50	-9.32	-12.90	-12.37	-11.64	-7.41	7.50

DG = Directional Gain;
PD = trace bin-by-bin of each transmits port summing can be performed maximum power density; **Port X** = Port X power density;

802.11n HT20-BF_Nss1,(MCS0)_4TX PSD

2412MHz

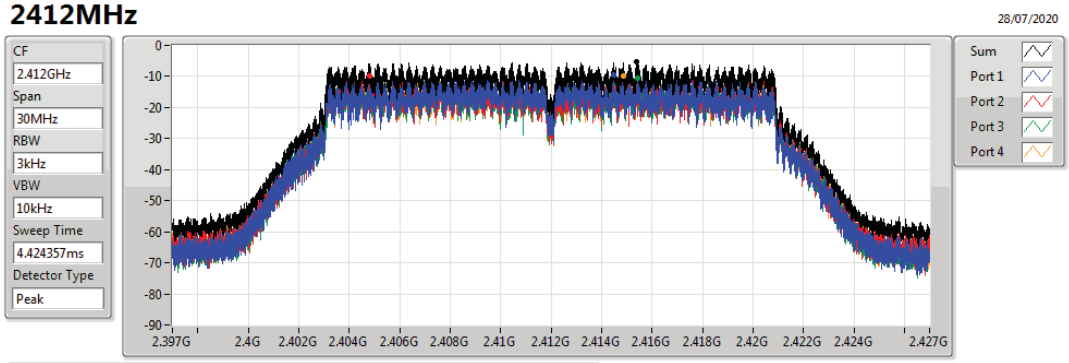

Sum	PD	Port 1	Port 2	Port 3	Port 4
(dBm/RBW)	(dBm/RBW)	(dBm/RBW)	(dBm/RBW)	(dBm/RBW)	(dBm/RBW)
-5.32	-5.32	-9.47	-9.77	-10.44	-9.78

802.11n HT20-BF_Nss1,(MCS0)_4TX PSD

2437MHz

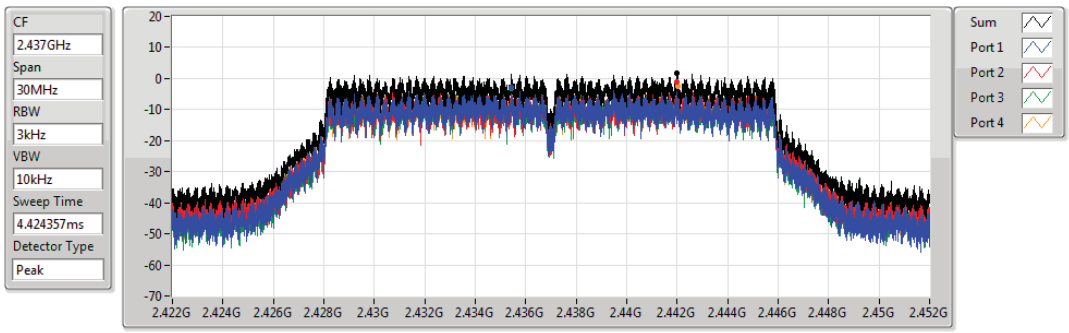

Sum	PD	Port 1	Port 2	Port 3	Port 4
(dBm/RBW)	(dBm/RBW)	(dBm/RBW)	(dBm/RBW)	(dBm/RBW)	(dBm/RBW)
1.62	1.62	-2.84	-1.08	-3.06	-2.60

802.11n HT20-BF_Nss1,(MCS0)_4TX PSD

2462MHz

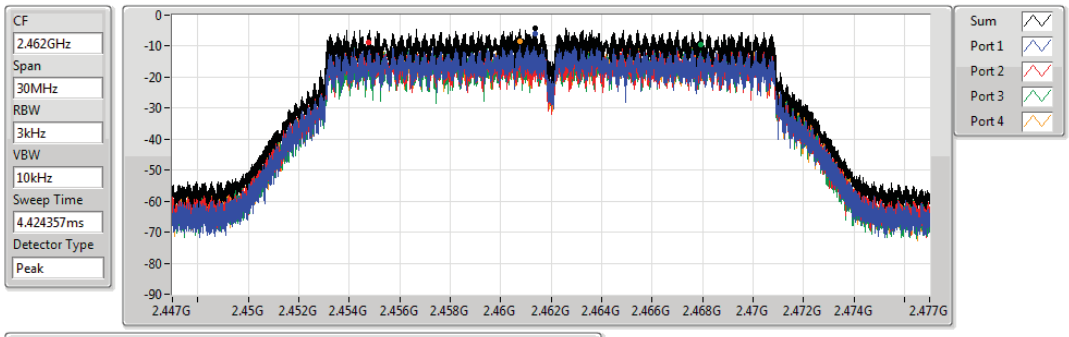

Sum	PD	Port 1	Port 2	Port 3	Port 4
(dBm/RBW)	(dBm/RBW)	(dBm/RBW)	(dBm/RBW)	(dBm/RBW)	(dBm/RBW)
-4.23	-4.23	-6.07	-8.88	-9.54	-8.44

802.11n HT40-BF_Nss1,(MCS0)_4TX PSD

2422MHz

28/07/2020

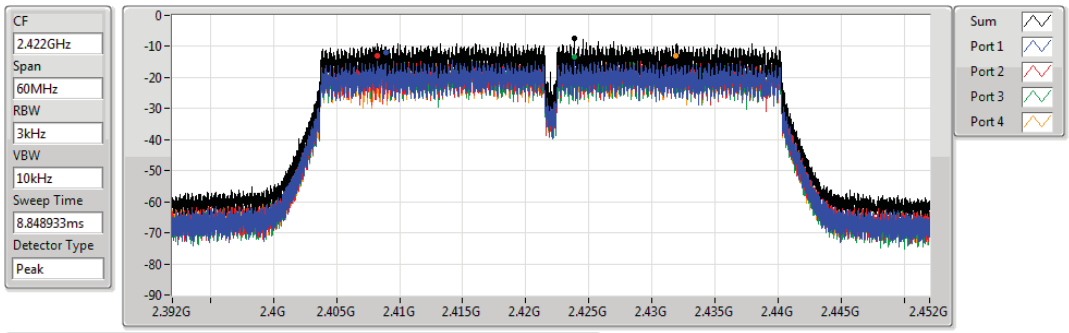

Sum	PD	Port 1	Port 2	Port 3	Port 4
(dBm/RBW)	(dBm/RBW)	(dBm/RBW)	(dBm/RBW)	(dBm/RBW)	(dBm/RBW)
-7.42	-7.42	-12.03	-13.15	-13.19	-13.02

802.11n HT40-BF_Nss1,(MCS0)_4TX PSD

2437MHz

28/07/2020

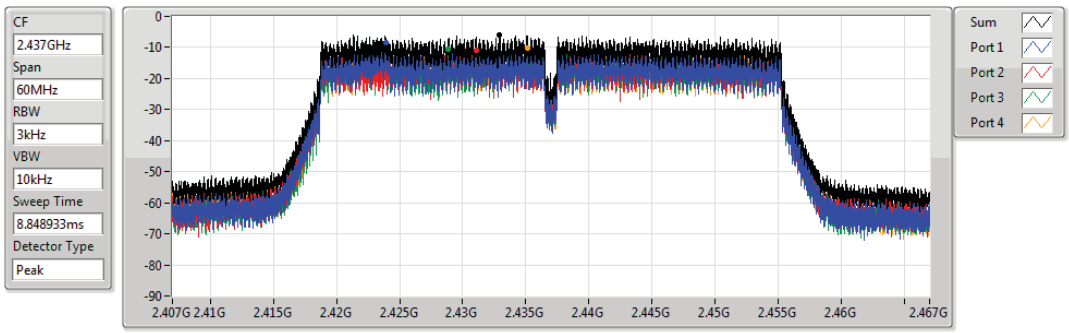

Sum	PD	Port 1	Port 2	Port 3	Port 4
(dBm/RBW)	(dBm/RBW)	(dBm/RBW)	(dBm/RBW)	(dBm/RBW)	(dBm/RBW)
-5.92	-5.92	-8.56	-11.01	-10.69	-10.22

802.11n HT40-BF_Nss1,(MCS0)_4TX PSD

2452MHz

28/07/2020

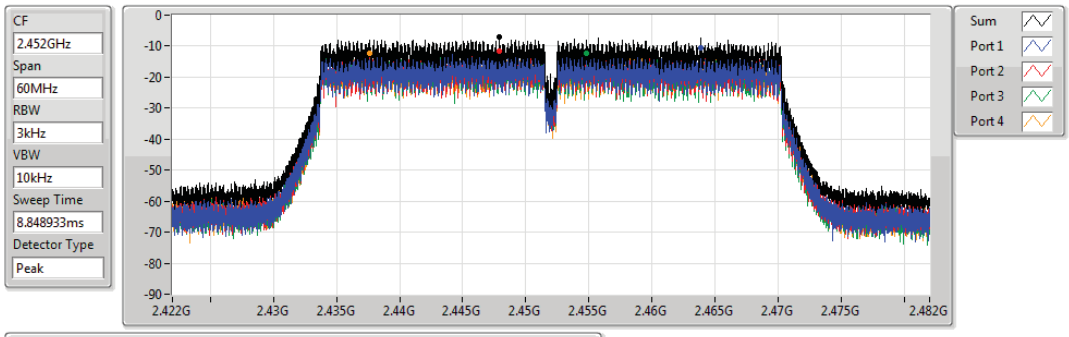

Sum	PD	Port 1	Port 2	Port 3	Port 4
(dBm/RBW)	(dBm/RBW)	(dBm/RBW)	(dBm/RBW)	(dBm/RBW)	(dBm/RBW)
-6.87	-6.87	-10.66	-11.46	-12.38	-12.34

802.11ax HEW20-BF_Nss1,(MCS0)_4TX PSD

2412MHz

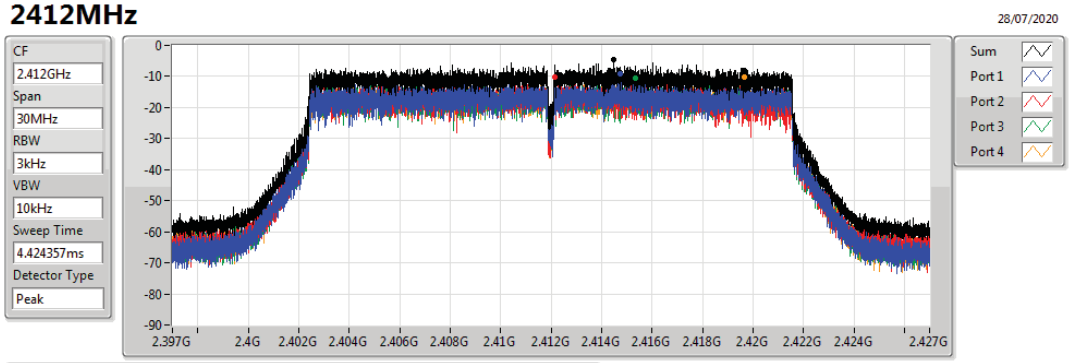

Sum	PD	Port 1	Port 2	Port 3	Port 4
(dBm/RBW)	(dBm/RBW)	(dBm/RBW)	(dBm/RBW)	(dBm/RBW)	(dBm/RBW)
-4.71	-4.71	-9.10	-10.05	-10.60	-10.32

802.11ax HEW20-BF_Nss1,(MCS0)_4TX PSD

2437MHz

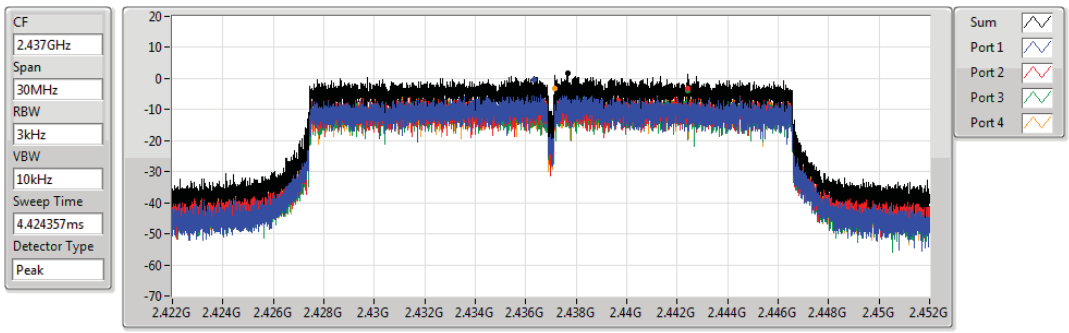

Sum	PD	Port 1	Port 2	Port 3	Port 4
(dBm/RBW)	(dBm/RBW)	(dBm/RBW)	(dBm/RBW)	(dBm/RBW)	(dBm/RBW)
1.70	1.70	-0.23	-3.34	-4.04	-3.05

802.11ax HEW20-BF_Nss1,(MCS0)_4TX PSD

2462MHz

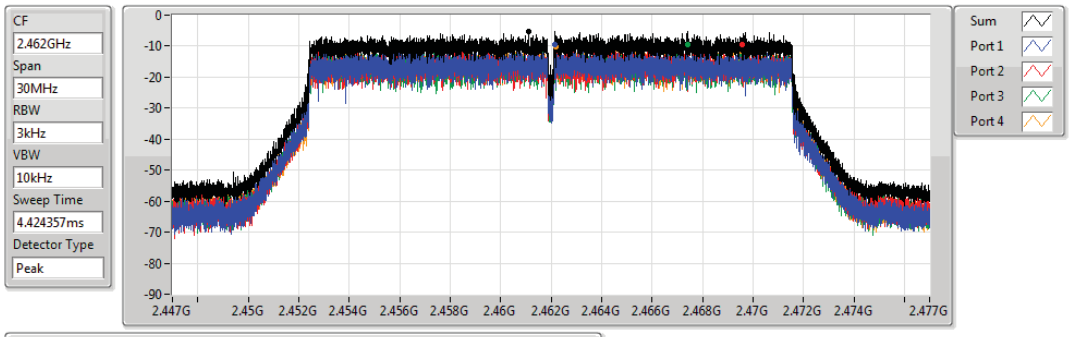

Sum	PD	Port 1	Port 2	Port 3	Port 4
(dBm/RBW)	(dBm/RBW)	(dBm/RBW)	(dBm/RBW)	(dBm/RBW)	(dBm/RBW)
-5.29	-5.29	-9.54	-9.53	-9.60	-10.22

802.11ax HEW40-BF_Nss1,(MCS0)_4TX PSD

2422MHz

28/07/2020

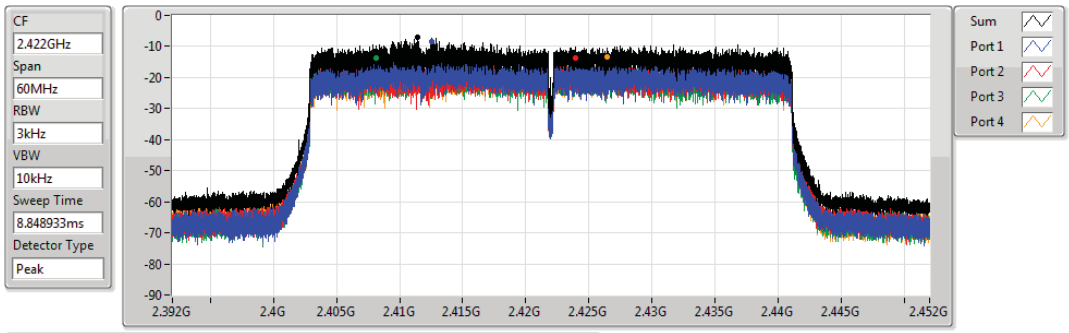

Sum	PD	Port 1	Port 2	Port 3	Port 4
(dBm/RBW)	(dBm/RBW)	(dBm/RBW)	(dBm/RBW)	(dBm/RBW)	(dBm/RBW)
-6.93	-6.93	-8.36	-13.86	-13.59	-13.48

802.11ax HEW40-BF_Nss1,(MCS0)_4TX PSD

2437MHz

28/07/2020

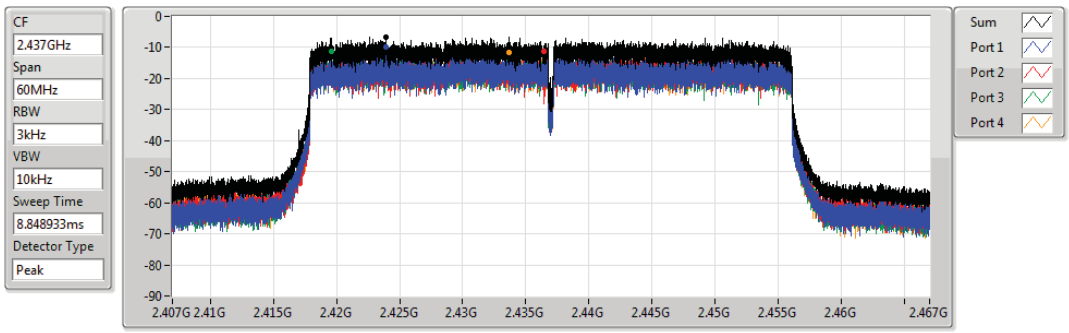

Sum	PD	Port 1	Port 2	Port 3	Port 4
(dBm/RBW)	(dBm/RBW)	(dBm/RBW)	(dBm/RBW)	(dBm/RBW)	(dBm/RBW)
-6.64	-6.64	-9.79	-11.35	-11.31	-11.49

802.11ax HEW40-BF_Nss1,(MCS0)_4TX PSD

2452MHz

28/07/2020

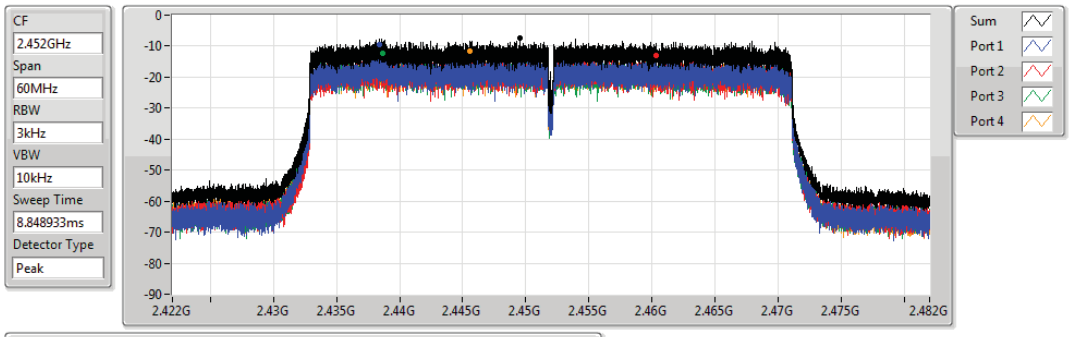

Sum	PD	Port 1	Port 2	Port 3	Port 4
(dBm/RBW)	(dBm/RBW)	(dBm/RBW)	(dBm/RBW)	(dBm/RBW)	(dBm/RBW)
-7.41	-7.41	-9.32	-12.90	-12.37	-11.64

Summary

Mode	Result	Ref (Hz)	Ref (dBm)	Limit (dBm)	Freq (Hz)	Level (dBm)	Freq (Hz)	Level (dBm)	Freq (Hz)	Level (dBm)	Freq (Hz)	Level (dBm)	Freq (Hz)	Level (dBm)	Port
2.4-2.4835GHz	-	-	-	-	-	-	-	-	-	-	-	-	-	-	-
802.11b_Nss1,(1Mbps)_4TX	Pass	2.43649G	16.34	-13.66	2.30117G	-49.50	2.39902G	-38.79	2.4G	-47.66	2.5028G	-48.49	16.90284G	-38.43	4
802.11g_Nss1,(6Mbps)_4TX	Pass	2.43202G	12.13	-17.87	2.16137G	-52.21	2.39982G	-35.66	2.4G	-37.33	2.4928G	-48.62	24.0897G	-38.62	4
802.11n HT20_Nss1,(MCS0)_4TX	Pass	2.43073G	12.13	-17.87	2.14826G	-51.82	2.3998G	-37.99	2.4G	-41.05	2.50418G	-49.34	23.51936G	-37.69	3
802.11n HT40_Nss1,(MCS0)_4TX	Pass	2.43198G	3.09	-26.91	2.07526G	-52.38	2.39952G	-39.95	2.4G	-45.61	2.48522G	-47.70	23.50236G	-38.22	1
802.11ax HEW20_Nss1,(MCS0)_4TX	Pass	2.442G	12.26	-17.74	2.14768G	-51.85	2.39998G	-38.75	2.4G	-38.43	2.48366G	-48.60	16.57412G	-38.26	1
802.11ax HEW40_Nss1,(MCS0)_4TX	Pass	2.43449G	3.21	-26.79	2.17802G	-51.46	2.39956G	-42.19	2.4G	-46.08	2.50166G	-47.69	23.42945G	-37.46	1

Result

Mode	Result	Ref (Hz)	Ref (dBm)	Limit (dBm)	Freq (Hz)	Level (dBm)	Freq (Hz)	Level (dBm)	Freq (Hz)	Level (dBm)	Freq (Hz)	Level (dBm)	Freq (Hz)	Level (dBm)	Port
802.11b_Nss1,(1Mbps)_4TX	-	-	-	-	-	-	-	-	-	-	-	-	-	-	-
2412MHz	Pass	2.43649G	16.34	-13.66	2.30583G	-50.45	2.39798G	-40.07	2.4G	-45.56	2.50156G	-48.44	16.63874G	-38.23	1
2412MHz	Pass	2.43649G	16.34	-13.66	2.12292G	-51.20	2.39954G	-40.73	2.4G	-47.34	2.50206G	-48.06	23.44912G	-38.44	2
2412MHz	Pass	2.43649G	16.34	-13.66	2.3035G	-49.89	2.39952G	-40.01	2.4G	-45.75	2.49894G	-48.49	16.2454G	-37.91	3
2412MHz	Pass	2.43649G	16.34	-13.66	2.30117G	-49.50	2.39902G	-38.79	2.4G	-47.66	2.5028G	-48.49	16.90284G	-38.43	4
2437MHz	Pass	2.43649G	16.34	-13.66	2.19544G	-51.43	2.39994G	-47.80	2.4G	-49.65	2.50614G	-47.75	23.44631G	-37.84	1
2437MHz	Pass	2.43649G	16.34	-13.66	2.03089G	-50.85	2.39114G	-47.87	2.4835G	-48.63	2.49394G	-47.61	15.20025G	-38.48	2
2437MHz	Pass	2.43649G	16.34	-13.66	2.03089G	-49.34	2.39568G	-47.51	2.4835G	-49.66	2.49G	-46.87	23.15974G	-37.82	3
2437MHz	Pass	2.43649G	16.34	-13.66	2.03089G	-48.95	2.39398G	-47.20	2.4G	-49.22	2.49442G	-47.68	14.70576G	-37.62	4
2462MHz	Pass	2.43649G	16.34	-13.66	2.05186G	-50.90	2.3916G	-49.41	2.4835G	-46.88	2.48668G	-47.16	23.36483G	-38.22	1
2462MHz	Pass	2.43649G	16.34	-13.66	2.05186G	-51.41	2.39022G	-48.74	2.4835G	-49.38	2.50082G	-47.13	17.54623G	-37.72	2
2462MHz	Pass	2.43649G	16.34	-13.66	2.05186G	-49.28	2.39326G	-48.76	2.4835G	-49.92	2.4863G	-47.30	16.75955G	-38.15	3
2462MHz	Pass	2.43649G	16.34	-13.66	2.05186G	-50.33	2.39812G	-48.22	2.4835G	-48.33	2.48556G	-46.70	24.15151G	-38.05	4
802.11g_Nss1,(6Mbps)_4TX	-	-	-	-	-	-	-	-	-	-	-	-	-	-	-
2412MHz	Pass	2.43202G	12.13	-17.87	2.30583G	-51.53	2.39984G	-36.45	2.4G	-37.08	2.5145G	-48.55	16.21731G	-37.74	1
2412MHz	Pass	2.43202G	12.13	-17.87	2.30699G	-52.10	2.39982G	-37.05	2.4G	-37.14	2.49452G	-48.60	16.66122G	-38.05	2
2412MHz	Pass	2.43202G	12.13	-17.87	2.13982G	-51.32	2.39966G	-37.67	2.4G	-37.86	2.48746G	-49.13	23.42384G	-37.98	3
2412MHz	Pass	2.43202G	12.13	-17.87	2.16137G	-52.21	2.39982G	-35.66	2.4G	-37.33	2.4928G	-48.62	24.0897G	-38.62	4
2437MHz	Pass	2.43202G	12.13	-17.87	2.03089G	-50.37	2.39676G	-46.36	2.4835G	-49.75	2.48704G	-47.64	16.83822G	-38.12	1
2437MHz	Pass	2.43202G	12.13	-17.87	2.03089G	-50.53	2.39464G	-44.62	2.4G	-48.18	2.48378G	-47.43	14.63271G	-36.61	2
2437MHz	Pass	2.43202G	12.13	-17.87	2.30874G	-50.00	2.39648G	-46.51	2.4G	-48.82	2.49316G	-47.40	14.658G	-38.40	3
2437MHz	Pass	2.43202G	12.13	-17.87	2.30758G	-50.60	2.39798G	-41.38	2.4G	-43.07	2.48394G	-47.40	24.35942G	-37.68	4
2462MHz	Pass	2.43202G	12.13	-17.87	2.30525G	-52.17	2.39232G	-50.59	2.4835G	-50.11	2.49226G	-48.05	16.66965G	-38.25	1
2462MHz	Pass	2.43202G	12.13	-17.87	2.14011G	-51.24	2.39464G	-49.95	2.4835G	-50.24	2.49192G	-48.04	23.28336G	-38.18	2
2462MHz	Pass	2.43202G	12.13	-17.87	2.11885G	-51.46	2.39654G	-49.81	2.4835G	-48.63	2.512G	-47.71	23.40979G	-37.47	3
2462MHz	Pass	2.43202G	12.13	-17.87	2.09788G	-50.85	2.39654G	-49.84	2.4835G	-47.69	2.4839G	-47.16	23.44912G	-37.79	4
802.11n HT20_Nss1,(MCS0)_4TX	-	-	-	-	-	-	-	-	-	-	-	-	-	-	-
2412MHz	Pass	2.43073G	12.13	-17.87	2.01283G	-52.38	2.39996G	-38.35	2.4G	-39.44	2.5004G	-49.55	23.44069G	-36.06	1
2412MHz	Pass	2.43073G	12.13	-17.87	2.17447G	-51.72	2.39992G	-39.49	2.4G	-39.02	2.51102G	-49.36	24.50833G	-37.85	2
2412MHz	Pass	2.43073G	12.13	-17.87	2.14826G	-51.82	2.3998G	-37.99	2.4G	-41.05	2.50418G	-49.34	23.51936G	-37.69	3
2412MHz	Pass	2.43073G	12.13	-17.87	2.30146G	-52.06	2.3999G	-39.54	2.4G	-39.66	2.4925G	-49.80	16.54884G	-37.47	4
2437MHz	Pass	2.43073G	12.13	-17.87	2.03089G	-49.85	2.39984G	-46.76	2.4G	-49.49	2.4899G	-47.68	16.89441G	-38.32	1
2437MHz	Pass	2.43073G	12.13	-17.87	2.03089G	-51.22	2.39822G	-43.73	2.4G	-48.11	2.49304G	-47.02	23.40136G	-38.42	2
2437MHz	Pass	2.43073G	12.13	-17.87	2.30204G	-50.44	2.39748G	-46.31	2.4835G	-48.97	2.48592G	-47.65	24.97752G	-38.56	3
2437MHz	Pass	2.43073G	12.13	-17.87	2.03089G	-50.23	2.39734G	-42.38	2.4G	-46.89	2.48794G	-46.07	16.27631G	-38.00	4
2462MHz	Pass	2.43073G	12.13	-17.87	2.05186G	-51.97	2.39686G	-50.32	2.4835G	-48.97	2.48358G	-46.68	16.90003G	-38.68	1
2462MHz	Pass	2.43073G	12.13	-17.87	2.30379G	-50.15	2.3997G	-49.84	2.4835G	-48.03	2.4911G	-47.59	16.43364G	-38.67	2
2462MHz	Pass	2.43073G	12.13	-17.87	2.30175G	-52.02	2.3999G	-50.22	2.4835G	-48.02	2.48438G	-46.94	16.52917G	-38.17	3
2462MHz	Pass	2.43073G	12.13	-17.87	2.02856G	-51.83	2.39954G	-50.23	2.4835G	-47.92	2.48358G	-45.57	21.7381G	-38.64	4
802.11n HT40_Nss1,(MCS0)_4TX	-	-	-	-	-	-	-	-	-	-	-	-	-	-	-
2422MHz	Pass	2.43198G	3.09	-26.91	2.30483G	-51.76	2.39892G	-45.16	2.4G	-45.51	2.55674G	-49.41	24.15583G	-37.49	1
2422MHz	Pass	2.43198G	3.09	-26.91	2.08613G	-52.40	2.39972G	-47.01	2.4G	-46.75	2.54438G	-49.63	23.44627G	-38.17	2
2422MHz	Pass	2.43198G	3.09	-26.91	2.30741G	-52.09	2.4G	-46.24	2.4G	-45.90	2.49506G	-49.41	24.83173G	-38.22	3
2422MHz	Pass	2.43198G	3.09	-26.91	2.10245G	-51.95	2.3996G	-46.16	2.4G	-47.31	2.5193G	-48.77	24.95793G	-38.45	4
2437MHz	Pass	2.43198G	3.09	-26.91	2.07526G	-52.38	2.39952G	-39.95	2.4G	-45.61	2.48522G	-47.70	23.50236G	-38.22	1
2437MHz	Pass	2.43198G	3.09	-26.91	2.30397G	-51.35	2.39948G	-42.16	2.4G	-45.12	2.49586G	-47.30	16.35073G	-38.34	2
2437MHz	Pass	2.43198G	3.09	-26.91	2.30483G	-51.72	2.39948G	-44.92	2.4G	-48.04	2.49006G	-47.30	17.04346G	-38.68	3
2437MHz	Pass	2.43198G	3.09	-26.91	2.16027G	-51.99	2.39952G	-44.32	2.4G	-47.10	2.50818G	-48.64	23.39018G	-37.77	4

Mode	Result	Ref (Hz)	Ref (dBm)	Limit (dBm)	Freq (Hz)	Level (dBm)	Freq (Hz)	Level (dBm)	Freq (Hz)	Level (dBm)	Freq (Hz)	Level (dBm)	Freq (Hz)	Level (dBm)	Port
2452MHz	Pass	2.43198G	3.09	-26.91	2.18146G	-52.44	2.39736G	-50.27	2.4835G	-50.27	2.4835G	-48.20	17.67168G	-38.42	1
2452MHz	Pass	2.43198G	3.09	-26.91	2.1577G	-51.57	2.39128G	-50.65	2.4835G	-50.89	2.48518G	-48.20	24.98598G	-38.06	2
2452MHz	Pass	2.43198G	3.09	-26.91	2.19978G	-52.41	2.39788G	-50.84	2.4835G	-49.63	2.49194G	-47.92	23.4014G	-38.63	3
2452MHz	Pass	2.43198G	3.09	-26.91	2.19806G	-51.60	2.39672G	-50.78	2.4835G	-51.49	2.48414G	-48.87	16.23294G	-38.55	4
802.11ax HEW20_Nss1,(MCS0)_4TX	-	-	-	-	-	-	-	-	-	-	-	-	-	-	-
2412MHz	Pass	2.442G	12.26	-17.74	2.14768G	-51.85	2.39998G	-38.75	2.4G	-38.43	2.48366G	-48.60	16.57412G	-38.26	1
2412MHz	Pass	2.442G	12.26	-17.74	2.16166G	-52.36	2.39966G	-41.24	2.4G	-42.60	2.51964G	-49.70	23.24121G	-38.18	2
2412MHz	Pass	2.442G	12.26	-17.74	2.19253G	-50.55	2.39962G	-40.27	2.4G	-41.59	2.4972G	-49.33	23.4716G	-37.41	3
2412MHz	Pass	2.442G	12.26	-17.74	2.1669G	-51.58	2.39966G	-39.42	2.4G	-40.61	2.49034G	-49.31	21.79429G	-38.16	4
2437MHz	Pass	2.442G	12.26	-17.74	2.03089G	-49.96	2.3988G	-46.04	2.4G	-48.52	2.48382G	-47.02	24.8539G	-37.90	1
2437MHz	Pass	2.442G	12.26	-17.74	2.3035G	-51.44	2.39958G	-43.27	2.4G	-46.71	2.49832G	-46.80	23.42665G	-38.27	2
2437MHz	Pass	2.442G	12.26	-17.74	2.1669G	-51.04	2.39918G	-46.13	2.4G	-47.66	2.48478G	-46.90	16.83822G	-38.10	3
2437MHz	Pass	2.442G	12.26	-17.74	2.30146G	-50.28	2.39952G	-42.49	2.4G	-45.67	2.48532G	-46.50	23.37045G	-37.79	4
2462MHz	Pass	2.442G	12.26	-17.74	2.05186G	-50.44	2.39576G	-49.77	2.4835G	-46.80	2.48376G	-45.37	23.39293G	-37.97	1
2462MHz	Pass	2.442G	12.26	-17.74	1.97817G	-51.65	2.39808G	-49.85	2.4835G	-48.30	2.48356G	-45.02	24.23299G	-38.09	2
2462MHz	Pass	2.442G	12.26	-17.74	2.12671G	-51.62	2.3995G	-49.30	2.4835G	-47.98	2.4835G	-45.27	23.40979G	-38.22	3
2462MHz	Pass	2.442G	12.26	-17.74	2.16428G	-52.03	2.39756G	-49.87	2.4835G	-45.91	2.48364G	-41.81	23.40417G	-37.83	4
802.11ax HEW40_Nss1,(MCS0)_4TX	-	-	-	-	-	-	-	-	-	-	-	-	-	-	-
2422MHz	Pass	2.43449G	3.21	-26.79	2.15798G	-51.37	2.39324G	-45.02	2.4G	-47.10	2.5017G	-49.39	15.2878G	-38.07	1
2422MHz	Pass	2.43449G	3.21	-26.79	1.94072G	-51.32	2.39996G	-46.95	2.4G	-48.32	2.5377G	-47.89	14.92882G	-38.43	2
2422MHz	Pass	2.43449G	3.21	-26.79	2.14338G	-51.42	2.39952G	-45.21	2.4G	-47.33	2.51486G	-49.60	23.4631G	-37.54	3
2422MHz	Pass	2.43449G	3.21	-26.79	1.96763G	-52.32	2.39984G	-46.23	2.4G	-48.69	2.48434G	-48.76	23.42103G	-38.14	4
2437MHz	Pass	2.43449G	3.21	-26.79	2.17802G	-51.46	2.39956G	-42.19	2.4G	-46.08	2.50166G	-47.69	23.42945G	-37.46	1
2437MHz	Pass	2.43449G	3.21	-26.79	2.30941G	-51.79	2.39936G	-45.01	2.4G	-45.67	2.49998G	-47.46	16.26098G	-38.32	2
2437MHz	Pass	2.43449G	3.21	-26.79	2.3097G	-51.57	2.39832G	-45.55	2.4G	-47.17	2.4895G	-47.05	15.25134G	-37.88	3
2437MHz	Pass	2.43449G	3.21	-26.79	2.09157G	-51.56	2.39524G	-45.42	2.4G	-47.18	2.49738G	-48.36	17.68009G	-38.19	4
2452MHz	Pass	2.43449G	3.21	-26.79	2.08327G	-51.80	2.39164G	-50.28	2.4835G	-49.08	2.4845G	-47.88	16.2722G	-37.63	1
2452MHz	Pass	2.43449G	3.21	-26.79	2.11533G	-52.06	2.39056G	-49.62	2.4835G	-51.30	2.48446G	-48.33	15.3495G	-37.14	2
2452MHz	Pass	2.43449G	3.21	-26.79	2.10903G	-52.12	2.39448G	-50.45	2.4835G	-49.66	2.5005G	-47.86	24.74198G	-37.89	3
2452MHz	Pass	2.43449G	3.21	-26.79	2.0349G	-52.05	2.39392G	-51.00	2.4835G	-49.67	2.48602G	-47.99	14.65397G	-38.15	4

802.11b_Nss1,(1Mbps)_4TX **CSENdB**

2412MHz

Ref(Hz)	Ref(dBm)	Limit(dBm)	Freq(Hz)	Level(dBm)	Freq(Hz)	Level(dBm)	Freq(Hz)	Level(dBm)	Freq(Hz)	Level(dBm)	Freq(Hz)	Level(dBm)	Port
2.43649G	16.34	-13.66	2.30583G	-50.45	2.39798G	-40.07	2.4G	-45.56	2.50156G	-48.44	16.63874G	-38.23	1
2.43649G	16.34	-13.66	2.12292G	-51.20	2.39954G	-40.73	2.4G	-47.34	2.50206G	-48.06	23.44912G	-38.44	2
2.43649G	16.34	-13.66	2.3035G	-49.89	2.39952G	-40.01	2.4G	-45.75	2.49894G	-48.49	16.2454G	-37.91	3
2.43649G	16.34	-13.66	2.30117G	-49.50	2.39902G	-38.79	2.4G	-47.66	2.5028G	-48.49	16.90284G	-38.43	4

802.11b_Nss1,(1Mbps)_4TX **CSENdB**

2437MHz

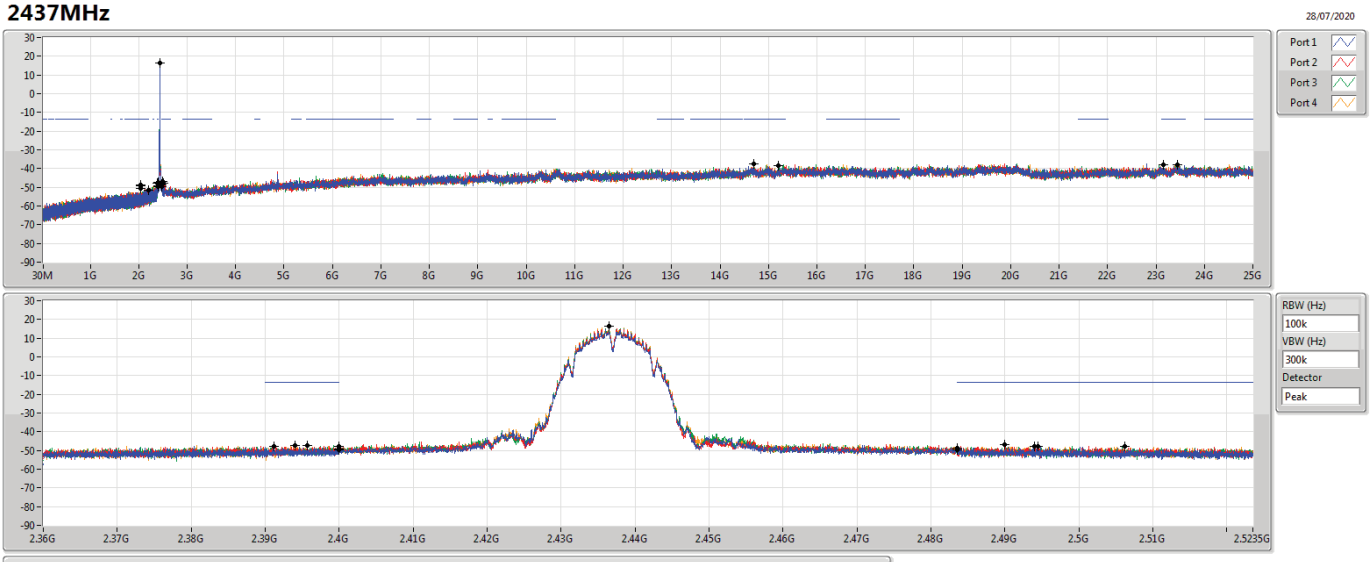

Ref(Hz)	Ref(dBm)	Limit(dBm)	Freq(Hz)	Level(dBm)	Freq(Hz)	Level(dBm)	Freq(Hz)	Level(dBm)	Freq(Hz)	Level(dBm)	Freq(Hz)	Level(dBm)	Port
2.43649G	16.34	-13.66	2.19544G	-51.43	2.39994G	-47.80	2.4G	-49.65	2.50614G	-47.75	23.44631G	-37.84	1
2.43649G	16.34	-13.66	2.03089G	-50.85	2.39114G	-47.87	2.4835G	-48.63	2.49394G	-47.61	15.20025G	-38.48	2
2.43649G	16.34	-13.66	2.03089G	-49.34	2.39568G	-47.51	2.4835G	-49.66	2.49G	-46.87	23.15974G	-37.82	3
2.43649G	16.34	-13.66	2.03089G	-48.95	2.39398G	-47.20	2.4G	-49.22	2.49442G	-47.68	14.70576G	-37.62	4

802.11b_Nss1,(1Mbps)_4TX **CSENdB**

2462MHz

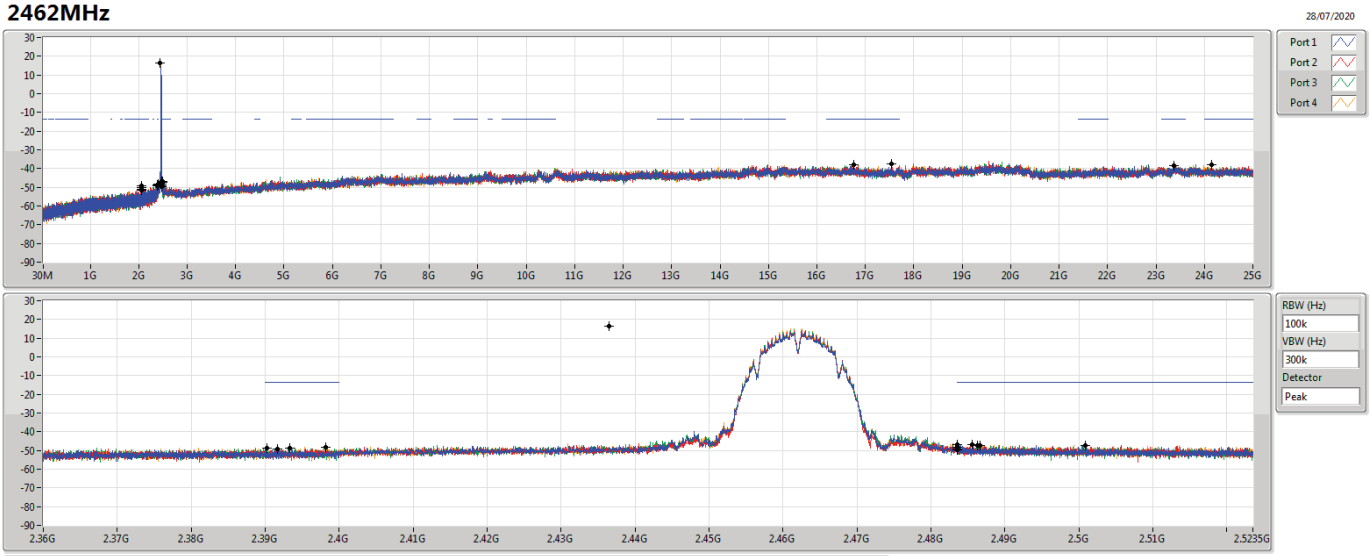

Ref(Hz)	Ref(dBm)	Limit(dBm)	Freq(Hz)	Level(dBm)	Freq(Hz)	Level(dBm)	Freq(Hz)	Level(dBm)	Freq(Hz)	Level(dBm)	Freq(Hz)	Level(dBm)	Port
2.43649G	16.34	-13.66	2.05186G	-50.90	2.3916G	-49.41	2.4835G	-46.88	2.48668G	-47.16	23.36483G	-38.22	1
2.43649G	16.34	-13.66	2.05186G	-51.41	2.39022G	-48.74	2.4835G	-49.38	2.50082G	-47.13	17.54623G	-37.72	2
2.43649G	16.34	-13.66	2.05186G	-49.28	2.39326G	-48.76	2.4835G	-49.92	2.4863G	-47.30	16.75955G	-38.15	3
2.43649G	16.34	-13.66	2.05186G	-50.33	2.39812G	-48.22	2.4835G	-48.33	2.48556G	-46.70	24.15151G	-38.05	4

802.11g_Nss1,(6Mbps)_4TX **CSENdB**

2412MHz

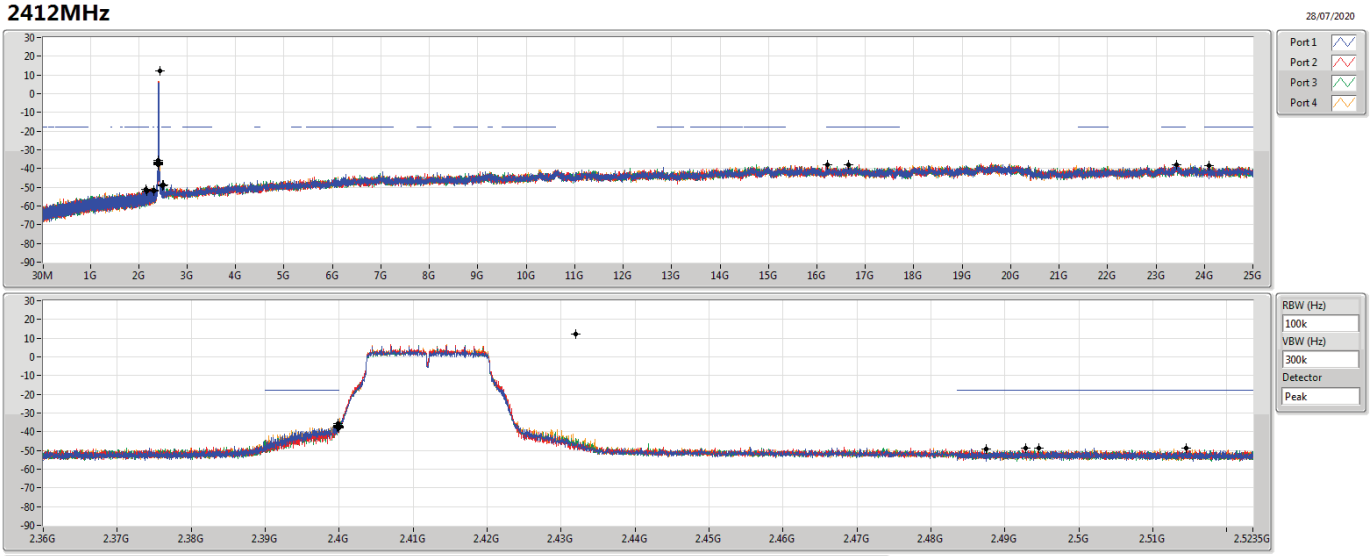

Ref(Hz)	Ref(dBm)	Limit(dBm)	Freq(Hz)	Level(dBm)	Freq(Hz)	Level(dBm)	Freq(Hz)	Level(dBm)	Freq(Hz)	Level(dBm)	Freq(Hz)	Level(dBm)	Port
2.43202G	12.13	-17.87	2.30583G	-51.53	2.39984G	-36.45	2.4G	-37.08	2.5145G	-48.55	16.21731G	-37.74	1
2.43202G	12.13	-17.87	2.30699G	-52.10	2.39982G	-37.05	2.4G	-37.14	2.49452G	-48.60	16.66122G	-38.05	2
2.43202G	12.13	-17.87	2.13982G	-51.32	2.39966G	-37.67	2.4G	-37.86	2.48746G	-49.13	23.42384G	-37.98	3
2.43202G	12.13	-17.87	2.16137G	-52.21	2.39982G	-35.66	2.4G	-37.33	2.4928G	-48.62	24.0897G	-38.62	4

802.11g_Nss1,(6Mbps)_4TX **CSENdB**

2437MHz

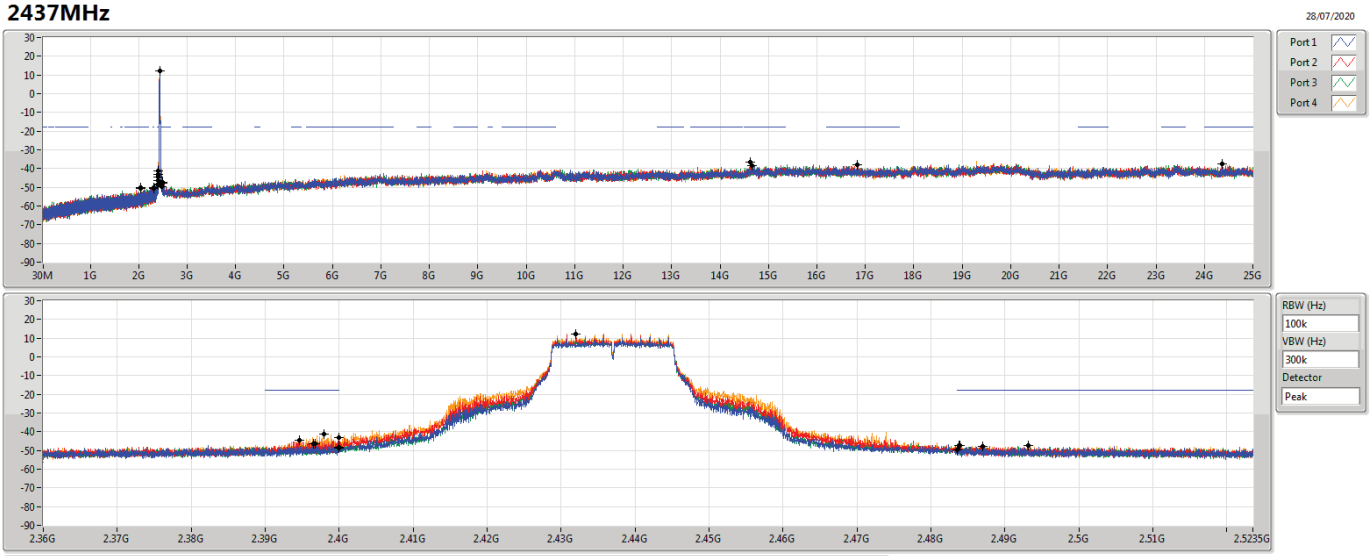

Ref(Hz)	Ref(dBm)	Limit(dBm)	Freq(Hz)	Level(dBm)	Freq(Hz)	Level(dBm)	Freq(Hz)	Level(dBm)	Freq(Hz)	Level(dBm)	Freq(Hz)	Level(dBm)	Port
2.43202G	12.13	-17.87	2.03089G	-50.37	2.39676G	-46.36	2.4835G	-49.75	2.48704G	-47.64	16.83822G	-38.12	1
2.43202G	12.13	-17.87	2.03089G	-50.53	2.39464G	-44.62	2.4G	-48.18	2.48378G	-47.43	14.63271G	-36.61	2
2.43202G	12.13	-17.87	2.30874G	-50.00	2.39648G	-46.51	2.4G	-48.82	2.49316G	-47.40	14.658G	-38.40	3
2.43202G	12.13	-17.87	2.30758G	-50.60	2.39798G	-41.38	2.4G	-43.07	2.48394G	-47.40	24.35942G	-37.68	4

802.11g_Nss1,(6Mbps)_4TX **CSENdB**

2462MHz

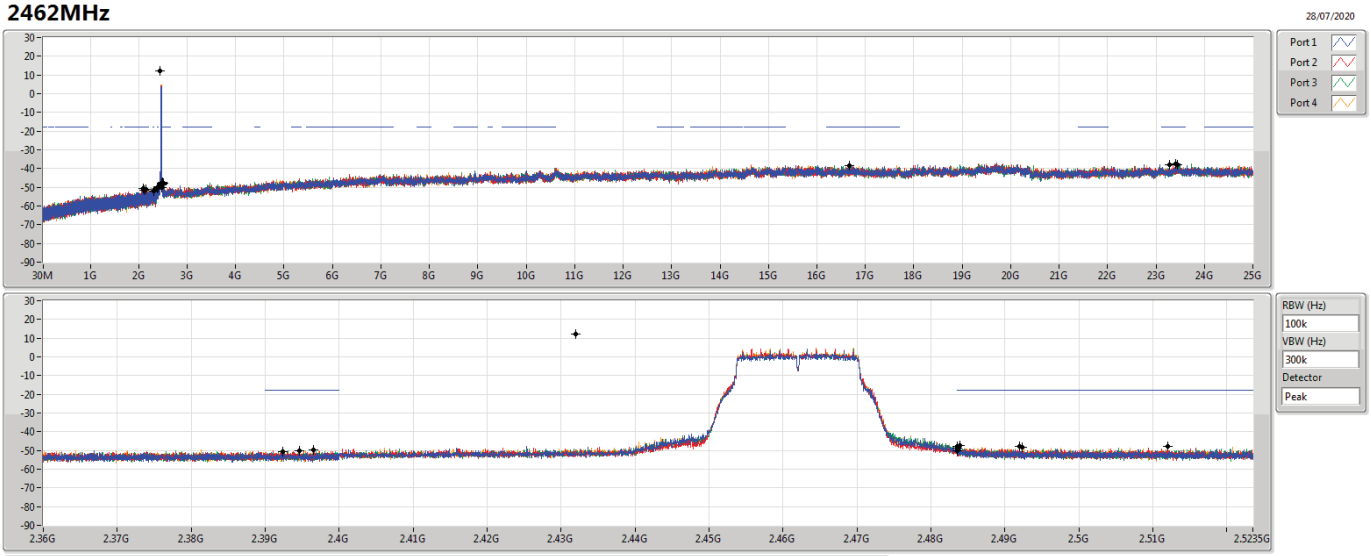

Ref(Hz)	Ref(dBm)	Limit(dBm)	Freq(Hz)	Level(dBm)	Freq(Hz)	Level(dBm)	Freq(Hz)	Level(dBm)	Freq(Hz)	Level(dBm)	Freq(Hz)	Level(dBm)	Port
2.43202G	12.13	-17.87	2.30525G	-52.17	2.39232G	-50.59	2.4835G	-50.11	2.49226G	-48.05	16.66965G	-38.25	1
2.43202G	12.13	-17.87	2.14011G	-51.24	2.39464G	-49.95	2.4835G	-50.24	2.49192G	-48.04	23.28336G	-38.18	2
2.43202G	12.13	-17.87	2.11885G	-51.46	2.39654G	-49.81	2.4835G	-48.63	2.512G	-47.71	23.40979G	-37.47	3
2.43202G	12.13	-17.87	2.09788G	-50.85	2.39654G	-49.84	2.4835G	-47.69	2.4839G	-47.16	23.44912G	-37.79	4

802.11n HT20_Nss1,(MCS0)_4TX **CSENdB**

2412MHz

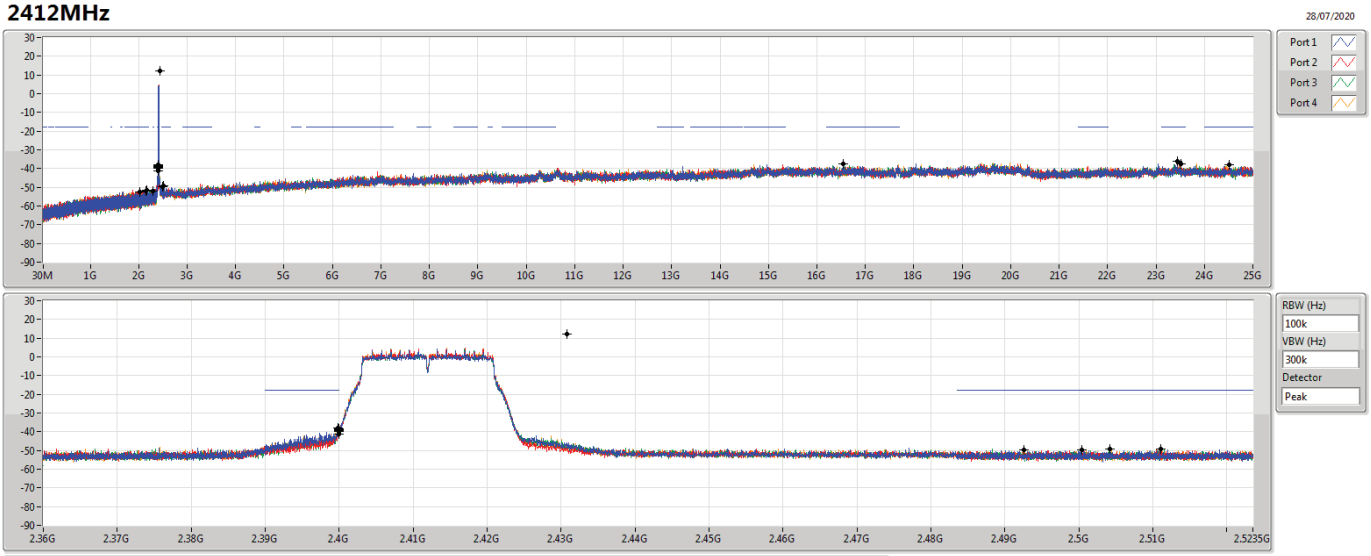

Ref(Hz)	Ref(dBm)	Limit(dBm)	Freq(Hz)	Level(dBm)	Freq(Hz)	Level(dBm)	Freq(Hz)	Level(dBm)	Freq(Hz)	Level(dBm)	Freq(Hz)	Level(dBm)	Port
2.43073G	12.13	-17.87	2.01283G	-52.38	2.39996G	-38.35	2.4G	-39.44	2.5004G	-49.55	23.44069G	-36.06	1
2.43073G	12.13	-17.87	2.17447G	-51.72	2.39992G	-39.49	2.4G	-39.02	2.51102G	-49.36	24.50833G	-37.85	2
2.43073G	12.13	-17.87	2.14826G	-51.82	2.3998G	-37.99	2.4G	-41.05	2.50418G	-49.34	23.51936G	-37.69	3
2.43073G	12.13	-17.87	2.30146G	-52.06	2.3999G	-39.54	2.4G	-39.66	2.4925G	-49.80	16.54884G	-37.47	4

802.11n HT20_Nss1,(MCS0)_4TX **CSENdB**

2437MHz

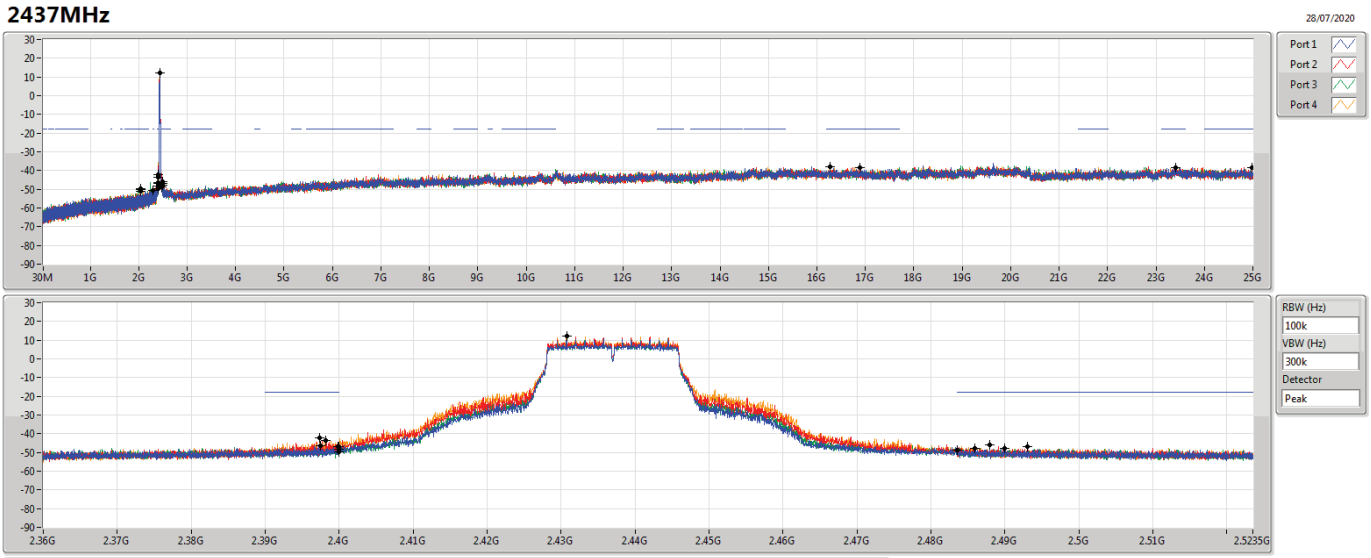

Ref(Hz)	Ref(dBm)	Limit(dBm)	Freq(Hz)	Level(dBm)	Freq(Hz)	Level(dBm)	Freq(Hz)	Level(dBm)	Freq(Hz)	Level(dBm)	Freq(Hz)	Level(dBm)	Port
2.43073G	12.13	-17.87	2.03089G	-49.85	2.39984G	-46.76	2.4G	-49.49	2.4899G	-47.68	16.89441G	-38.32	1
2.43073G	12.13	-17.87	2.03089G	-51.22	2.39822G	-43.73	2.4G	-48.11	2.49304G	-47.02	23.40136G	-38.42	2
2.43073G	12.13	-17.87	2.30204G	-50.44	2.39748G	-46.31	2.4835G	-48.97	2.48592G	-47.65	24.97752G	-38.56	3
2.43073G	12.13	-17.87	2.03089G	-50.23	2.39734G	-42.38	2.4G	-46.89	2.48794G	-46.07	16.27631G	-38.00	4

802.11n HT20_Nss1,(MCS0)_4TX **CSENdB**

2462MHz

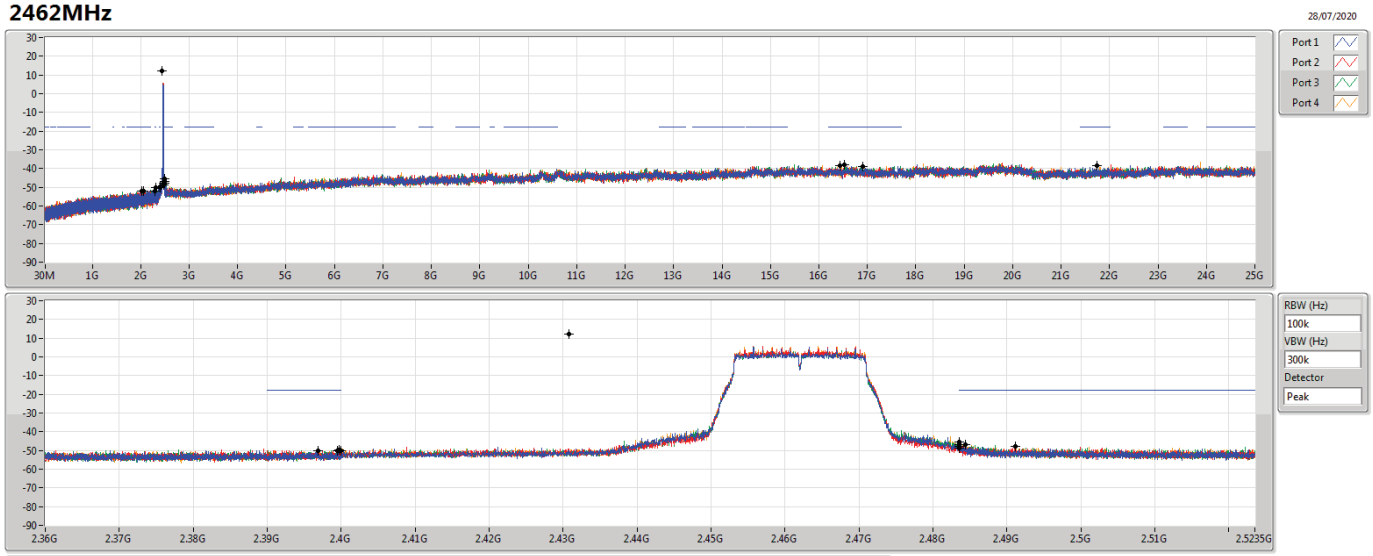

Ref(Hz)	Ref(dBm)	Limit(dBm)	Freq(Hz)	Level(dBm)	Freq(Hz)	Level(dBm)	Freq(Hz)	Level(dBm)	Freq(Hz)	Level(dBm)	Freq(Hz)	Level(dBm)	Port
2.43073G	12.13	-17.87	2.05186G	-51.97	2.39686G	-50.32	2.4835G	-48.97	2.48358G	-46.68	16.90003G	-38.68	1
2.43073G	12.13	-17.87	2.30379G	-50.15	2.3997G	-49.84	2.4835G	-48.03	2.4911G	-47.59	16.43364G	-38.67	2
2.43073G	12.13	-17.87	2.30175G	-52.02	2.3999G	-50.22	2.4835G	-48.02	2.48438G	-46.94	16.52917G	-38.17	3
2.43073G	12.13	-17.87	2.02856G	-51.83	2.39954G	-50.23	2.4835G	-47.92	2.48358G	-45.57	21.7381G	-38.64	4

802.11n HT40_Nss1,(MCS0)_4TX **CSENdB**

2422MHz

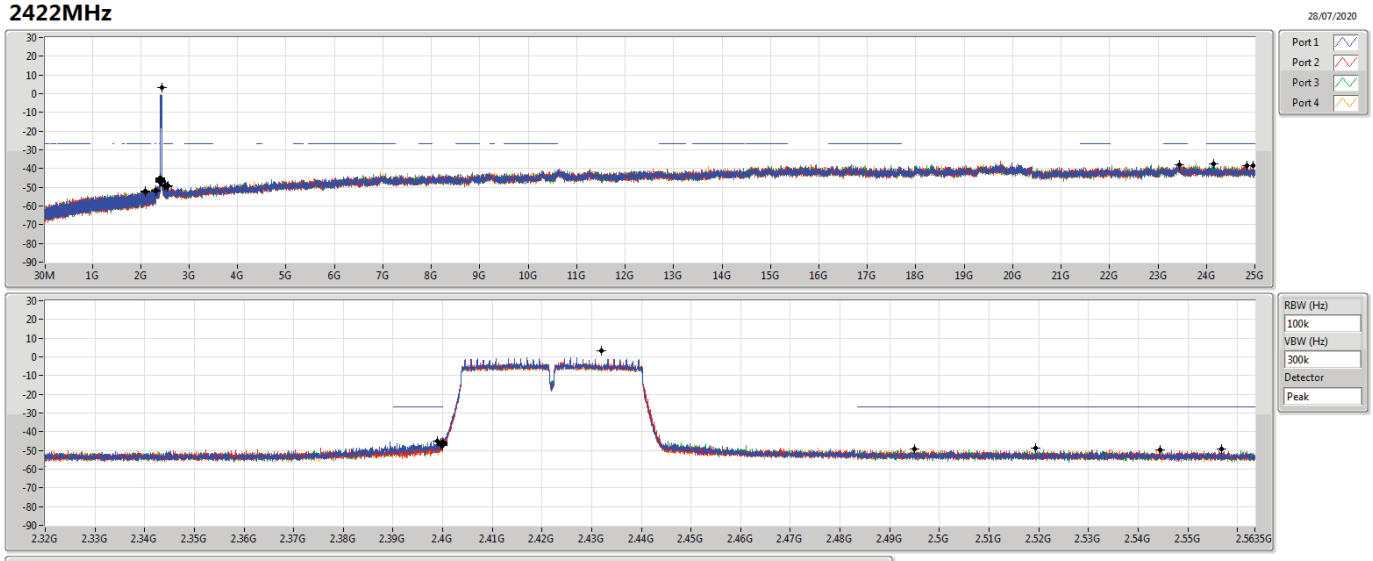

Ref(Hz)	Ref(dBm)	Limit(dBm)	Freq(Hz)	Level(dBm)	Freq(Hz)	Level(dBm)	Freq(Hz)	Level(dBm)	Freq(Hz)	Level(dBm)	Freq(Hz)	Level(dBm)	Port
2.43198G	3.09	-26.91	2.30483G	-51.76	2.39892G	-45.16	2.4G	-45.51	2.55674G	-49.41	24.15583G	-37.49	1
2.43198G	3.09	-26.91	2.08613G	-52.40	2.39972G	-47.01	2.4G	-46.75	2.54438G	-49.63	23.44627G	-38.17	2
2.43198G	3.09	-26.91	2.30741G	-52.09	2.4G	-46.24	2.4G	-45.90	2.49506G	-49.41	24.83173G	-38.22	3
2.43198G	3.09	-26.91	2.10245G	-51.95	2.3996G	-46.16	2.4G	-47.31	2.5193G	-48.77	24.95793G	-38.45	4

802.11n HT40_Nss1,(MCS0)_4TX **CSENdB**

2437MHz

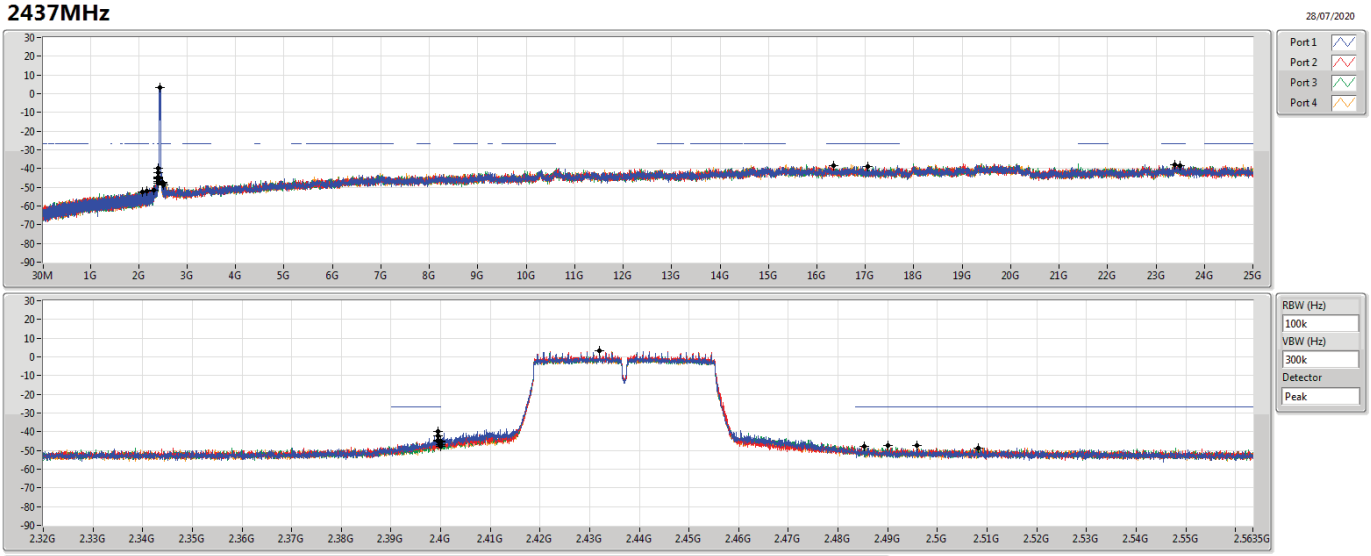

Ref(Hz)	Ref(dBm)	Limit(dBm)	Freq(Hz)	Level(dBm)	Freq(Hz)	Level(dBm)	Freq(Hz)	Level(dBm)	Freq(Hz)	Level(dBm)	Freq(Hz)	Level(dBm)	Port
2.43198G	3.09	-26.91	2.07526G	-52.38	2.39952G	-39.95	2.4G	-45.61	2.48522G	-47.70	23.50236G	-38.22	1
2.43198G	3.09	-26.91	2.30397G	-51.35	2.39948G	-42.16	2.4G	-45.12	2.49586G	-47.30	16.35073G	-38.34	2
2.43198G	3.09	-26.91	2.30483G	-51.72	2.39948G	-44.92	2.4G	-48.04	2.49006G	-47.30	17.04346G	-38.68	3
2.43198G	3.09	-26.91	2.16027G	-51.99	2.39952G	-44.32	2.4G	-47.10	2.50818G	-48.64	23.39018G	-37.77	4

802.11n HT40_Nss1,(MCS0)_4TX **CSENdB**

2452MHz

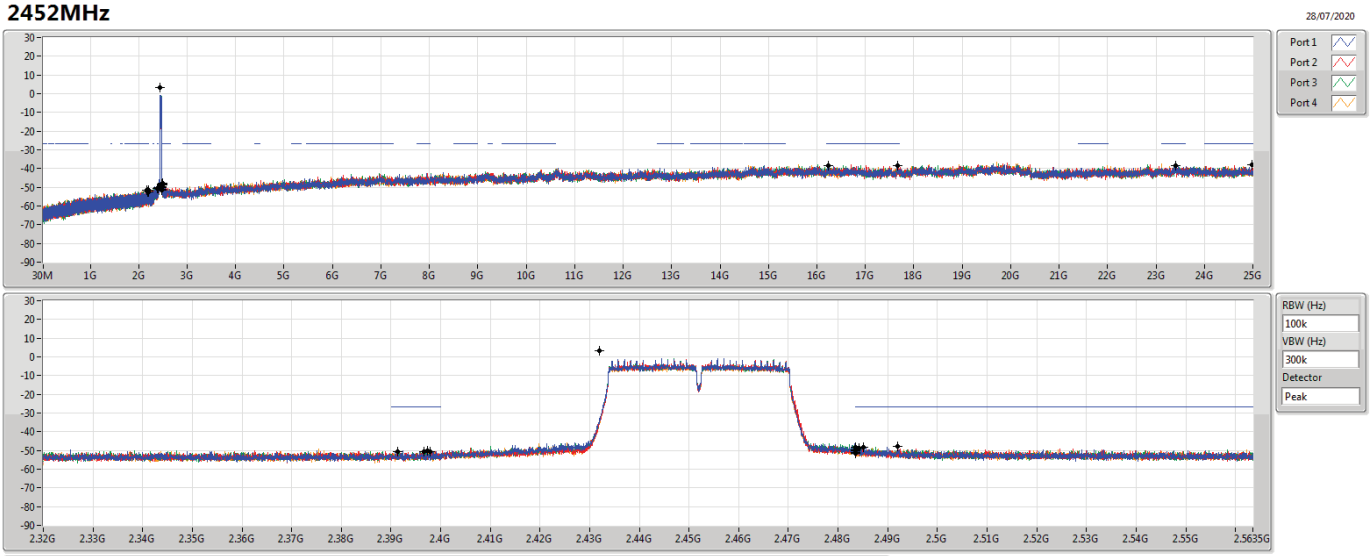

Ref(Hz)	Ref(dBm)	Limit(dBm)	Freq(Hz)	Level(dBm)	Freq(Hz)	Level(dBm)	Freq(Hz)	Level(dBm)	Freq(Hz)	Level(dBm)	Freq(Hz)	Level(dBm)	Port
2.43198G	3.09	-26.91	2.18146G	-52.44	2.39736G	-50.27	2.4835G	-50.27	2.4835G	-48.20	17.67168G	-38.42	1
2.43198G	3.09	-26.91	2.1577G	-51.57	2.39128G	-50.65	2.4835G	-50.89	2.48518G	-48.20	24.98598G	-38.06	2
2.43198G	3.09	-26.91	2.19978G	-52.41	2.39788G	-50.84	2.4835G	-49.63	2.49194G	-47.92	23.4014G	-38.63	3
2.43198G	3.09	-26.91	2.19806G	-51.60	2.39672G	-50.78	2.4835G	-51.49	2.48414G	-48.87	16.23294G	-38.55	4

802.11ax HEW20_Nss1,(MCS0)_4TX **CSENdB**

2412MHz

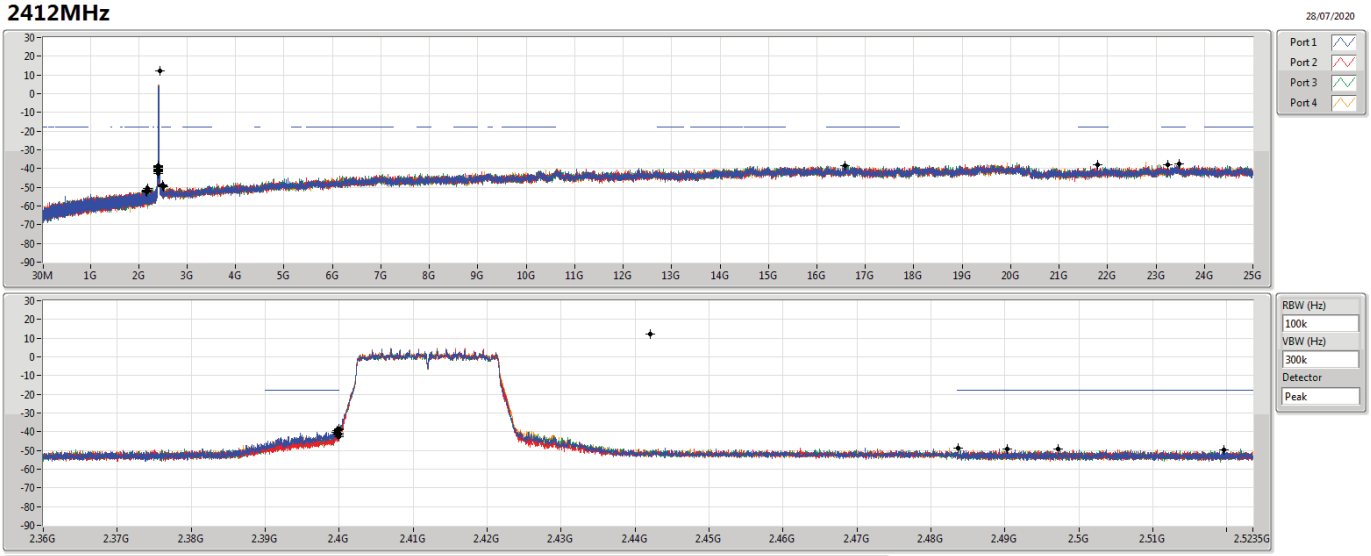

Ref(Hz)	Ref(dBm)	Limit(dBm)	Freq(Hz)	Level(dBm)	Freq(Hz)	Level(dBm)	Freq(Hz)	Level(dBm)	Freq(Hz)	Level(dBm)	Freq(Hz)	Level(dBm)	Port
2.442G	12.26	-17.74	2.14768G	-51.85	2.39998G	-38.75	2.4G	-38.43	2.48366G	-48.60	16.57412G	-38.26	1
2.442G	12.26	-17.74	2.16166G	-52.36	2.39966G	-41.24	2.4G	-42.60	2.51964G	-49.70	23.24121G	-38.18	2
2.442G	12.26	-17.74	2.19253G	-50.55	2.39962G	-40.27	2.4G	-41.59	2.4972G	-49.33	23.4716G	-37.41	3
2.442G	12.26	-17.74	2.1669G	-51.58	2.39966G	-39.42	2.4G	-40.61	2.49034G	-49.31	21.79429G	-38.16	4

802.11ax HEW20_Nss1,(MCS0)_4TX **CSENdB**

2437MHz

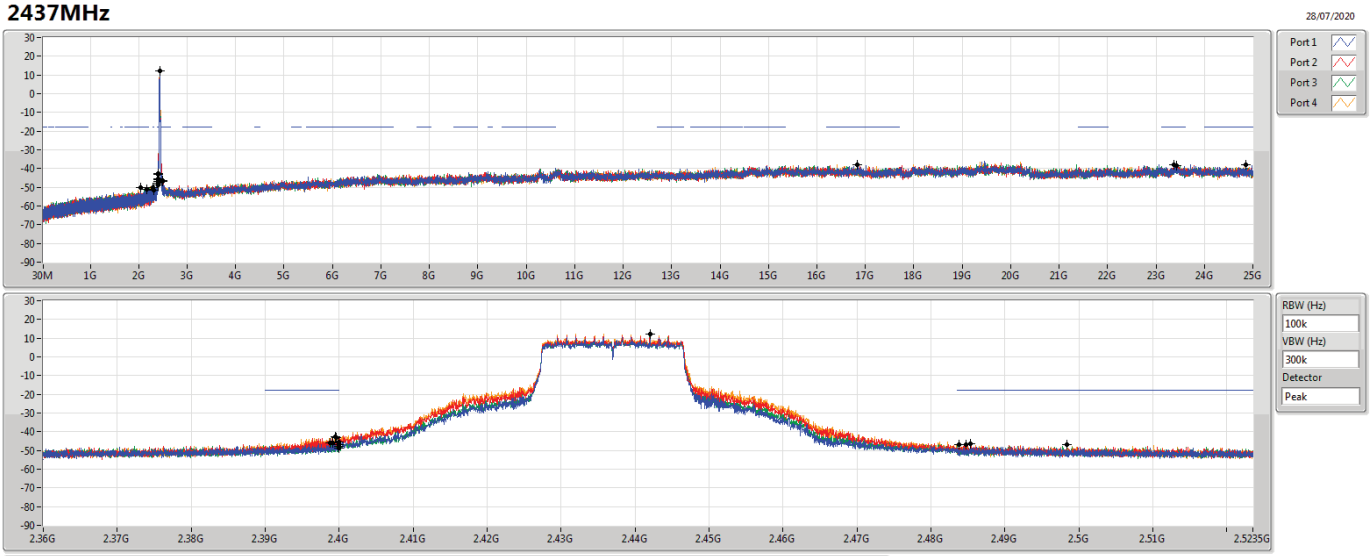

Ref(Hz)	Ref(dBm)	Limit(dBm)	Freq(Hz)	Level(dBm)	Freq(Hz)	Level(dBm)	Freq(Hz)	Level(dBm)	Freq(Hz)	Level(dBm)	Freq(Hz)	Level(dBm)	Port
2.442G	12.26	-17.74	2.03089G	-49.96	2.3988G	-46.04	2.4G	-48.52	2.48382G	-47.02	24.8539G	-37.90	1
2.442G	12.26	-17.74	2.3035G	-51.44	2.39958G	-43.27	2.4G	-46.71	2.49832G	-46.80	23.42665G	-38.27	2
2.442G	12.26	-17.74	2.1669G	-51.04	2.39918G	-46.13	2.4G	-47.66	2.48478G	-46.90	16.83822G	-38.10	3
2.442G	12.26	-17.74	2.30146G	-50.28	2.39952G	-42.49	2.4G	-45.67	2.48532G	-46.50	23.37045G	-37.79	4

802.11ax HEW20_Nss1,(MCS0)_4TX **CSENdB**

2462MHz

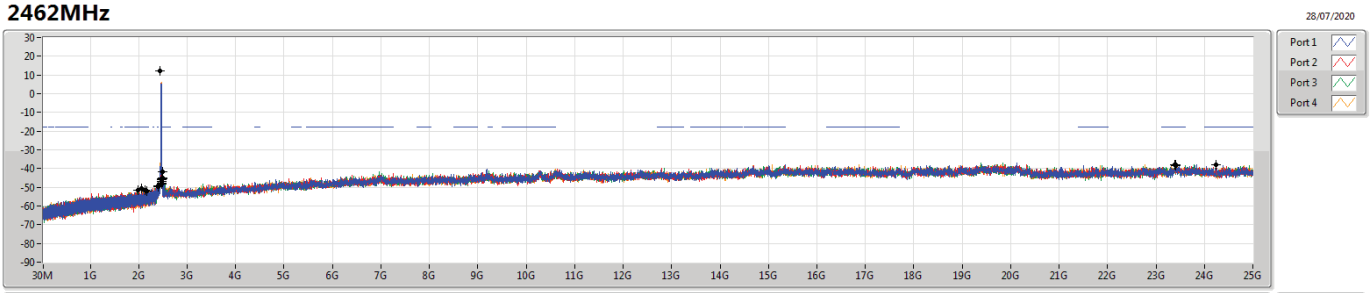

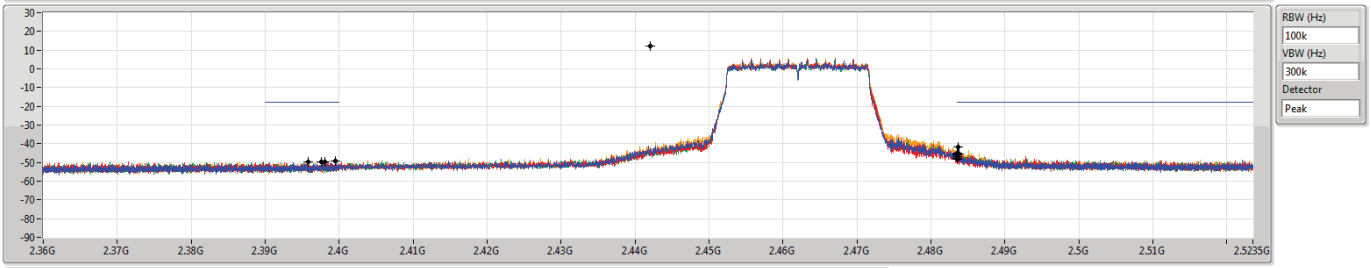

Ref(Hz)	Ref(dBm)	Limit(dBm)	Freq(Hz)	Level(dBm)	Freq(Hz)	Level(dBm)	Freq(Hz)	Level(dBm)	Freq(Hz)	Level(dBm)	Freq(Hz)	Level(dBm)	Port
2.442G	12.26	-17.74	2.05186G	-50.44	2.39576G	-49.77	2.4835G	-46.80	2.48376G	-45.37	23.39293G	-37.97	1
2.442G	12.26	-17.74	1.97817G	-51.65	2.39808G	-49.85	2.4835G	-48.30	2.48356G	-45.02	24.23299G	-38.09	2
2.442G	12.26	-17.74	2.12671G	-51.62	2.3995G	-49.30	2.4835G	-47.98	2.4835G	-45.27	23.40979G	-38.22	3
2.442G	12.26	-17.74	2.16428G	-52.03	2.39756G	-49.87	2.4835G	-45.91	2.48364G	-41.81	23.40417G	-37.83	4

802.11ax HEW40_Nss1,(MCS0)_4TX **CSENdB**

2422MHz

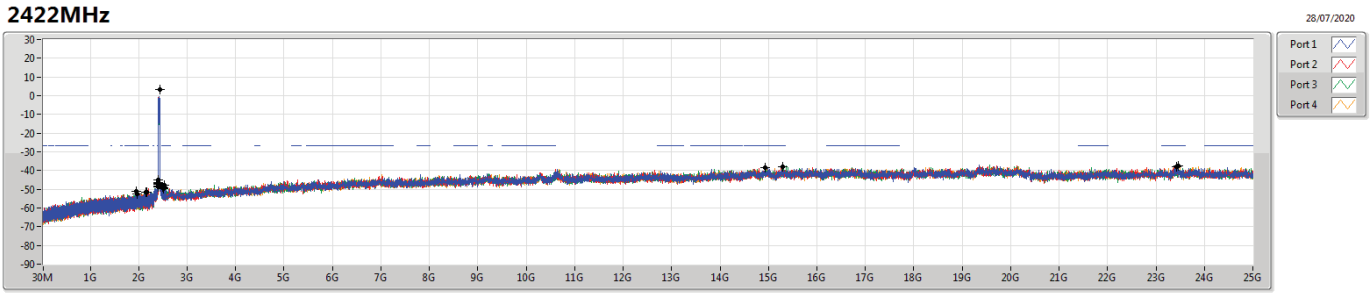

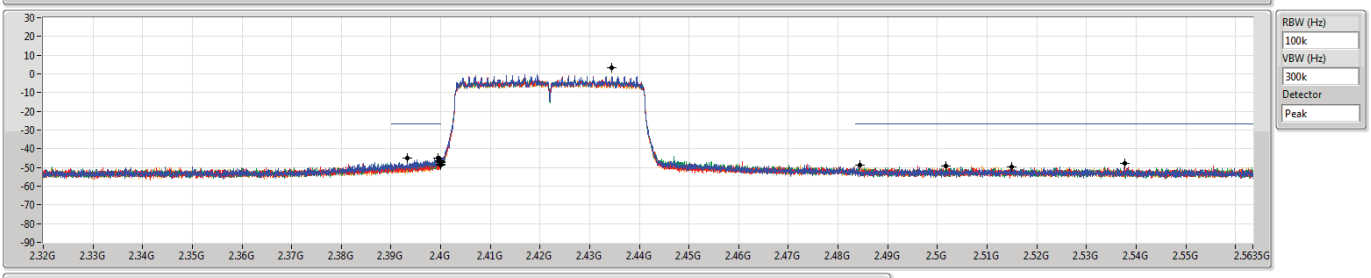

Ref(Hz)	Ref(dBm)	Limit(dBm)	Freq(Hz)	Level(dBm)	Freq(Hz)	Level(dBm)	Freq(Hz)	Level(dBm)	Freq(Hz)	Level(dBm)	Freq(Hz)	Level(dBm)	Port
2.43449G	3.21	-26.79	2.15798G	-51.37	2.39324G	-45.02	2.4G	-47.10	2.5017G	-49.39	15.2878G	-38.07	1
2.43449G	3.21	-26.79	1.94072G	-51.32	2.39996G	-46.95	2.4G	-48.32	2.5377G	-47.89	14.92882G	-38.43	2
2.43449G	3.21	-26.79	2.14338G	-51.42	2.39952G	-45.21	2.4G	-47.33	2.51486G	-49.60	23.4631G	-37.54	3
2.43449G	3.21	-26.79	1.96763G	-52.32	2.39984G	-46.23	2.4G	-48.69	2.48434G	-48.76	23.42103G	-38.14	4

802.11ax HEW40_Nss1,(MCS0)_4TX **CSENdB**

2437MHz

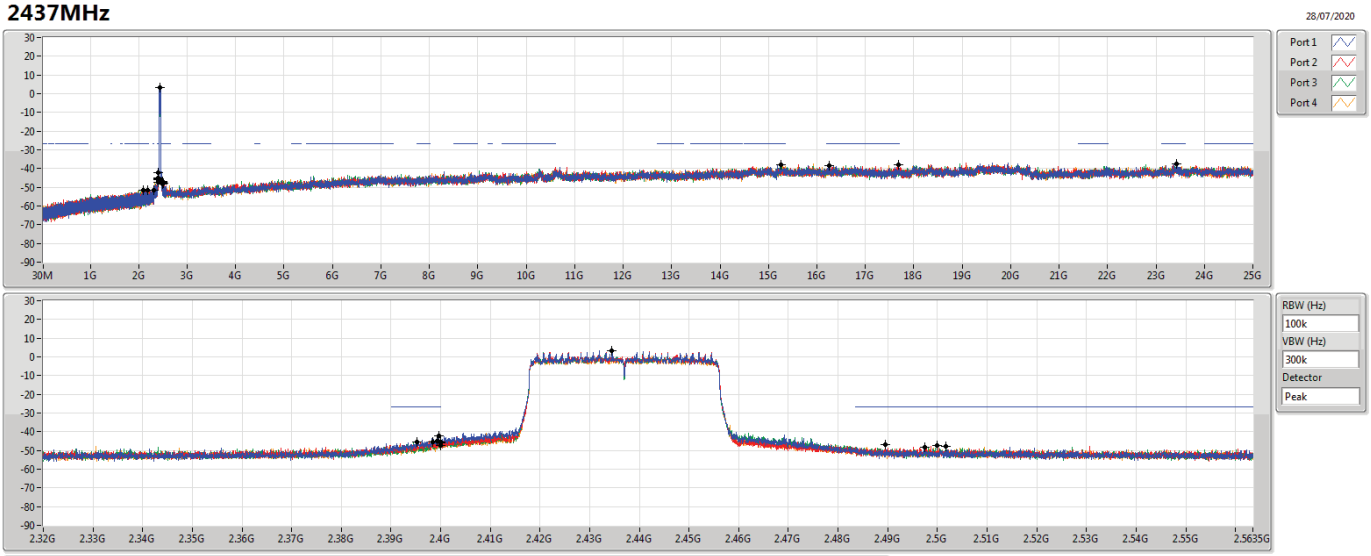

Ref(Hz)	Ref(dBm)	Limit(dBm)	Freq(Hz)	Level(dBm)	Freq(Hz)	Level(dBm)	Freq(Hz)	Level(dBm)	Freq(Hz)	Level(dBm)	Freq(Hz)	Level(dBm)	Port
2.43449G	3.21	-26.79	2.17802G	-51.46	2.39956G	-42.19	2.4G	-46.08	2.50166G	-47.69	23.42945G	-37.46	1
2.43449G	3.21	-26.79	2.30941G	-51.79	2.39936G	-45.01	2.4G	-45.67	2.49998G	-47.46	16.26098G	-38.32	2
2.43449G	3.21	-26.79	2.3097G	-51.57	2.39832G	-45.55	2.4G	-47.17	2.4895G	-47.05	15.25134G	-37.88	3
2.43449G	3.21	-26.79	2.09157G	-51.56	2.39524G	-45.42	2.4G	-47.18	2.49738G	-48.36	17.68009G	-38.19	4

802.11ax HEW40_Nss1,(MCS0)_4TX **CSENdB**

2452MHz

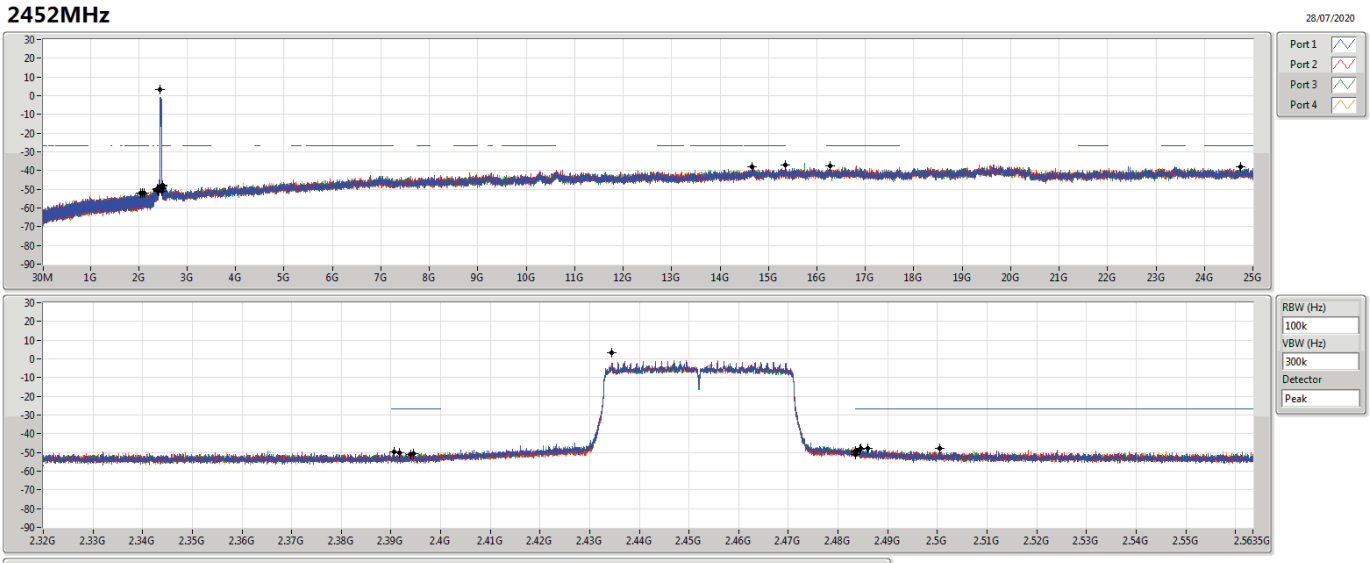

Ref(Hz)	Ref(dBm)	Limit(dBm)	Freq(Hz)	Level(dBm)	Freq(Hz)	Level(dBm)	Freq(Hz)	Level(dBm)	Freq(Hz)	Level(dBm)	Freq(Hz)	Level(dBm)	Port
2.43449G	3.21	-26.79	2.08327G	-51.80	2.39164G	-50.28	2.4835G	-49.08	2.4845G	-47.88	16.2722G	-37.63	1
2.43449G	3.21	-26.79	2.11533G	-52.06	2.39056G	-49.62	2.4835G	-51.30	2.48446G	-48.33	15.3495G	-37.14	2
2.43449G	3.21	-26.79	2.10903G	-52.12	2.39448G	-50.45	2.4835G	-49.66	2.5005G	-47.86	24.74198G	-37.89	3
2.43449G	3.21	-26.79	2.0349G	-52.05	2.39392G	-51.00	2.4835G	-49.67	2.48602G	-47.99	14.65397G	-38.15	4

Summary

Mode	Result	Ref (Hz)	Ref (dBm)	Limit (dBm)	Freq (Hz)	Level (dBm)	Freq (Hz)	Level (dBm)	Freq (Hz)	Level (dBm)	Freq (Hz)	Level (dBm)	Freq (Hz)	Level (dBm)	Port
2.4-2.4835GHz	-	-	-	-	-	-	-	-	-	-	-	-	-	-	-
802.11n HT20-BF_Nss1,(MCS0)_4TX	Pass	2.43494G	12.50	-17.50	1.75537G	-51.60	2.39994G	-38.49	2.4G	-39.49	2.4994G	-49.26	17.5069G	-38.48	2
802.11n HT40-BF_Nss1,(MCS0)_4TX	Pass	2.43002G	7.03	-22.97	2.13909G	-49.87	2.39952G	-41.62	2.4G	-46.09	2.4845G	-47.90	23.41262G	-38.48	2
802.11ax HEW20-BF_Nss1,(MCS0)_4TX	Pass	2.43766G	13.44	-16.56	2.1937G	-51.54	2.39964G	-40.12	2.4G	-39.21	2.50672G	-49.17	16.75955G	-38.02	2
802.11ax HEW40-BF_Nss1,(MCS0)_4TX	Pass	2.42396G	9.30	-20.70	2.30655G	-50.64	2.39976G	-41.71	2.4G	-44.60	2.48614G	-47.61	23.41542G	-37.96	4

Result

Mode	Result	Ref (Hz)	Ref (dBm)	Limit (dBm)	Freq (Hz)	Level (dBm)	Freq (Hz)	Level (dBm)	Freq (Hz)	Level (dBm)	Freq (Hz)	Level (dBm)	Freq (Hz)	Level (dBm)	Port
802.11n HT20-BF_Nss1,(MCS0)_4TX	-	-	-	-	-	-	-	-	-	-	-	-	-	-	-
2412MHz	Pass	2.43494G	12.50	-17.50	2.16282G	-52.11	2.39992G	-39.90	2.4G	-40.54	2.51734G	-49.06	14.97267G	-37.11	1
2412MHz	Pass	2.43494G	12.50	-17.50	1.75537G	-51.60	2.39994G	-38.49	2.4G	-39.49	2.4994G	-49.26	17.5069G	-38.48	2
2412MHz	Pass	2.43494G	12.50	-17.50	2.1803G	-51.52	2.4G	-40.21	2.4G	-40.01	2.48478G	-49.43	16.69493G	-38.27	3
2412MHz	Pass	2.43494G	12.50	-17.50	2.16545G	-51.88	2.39978G	-39.41	2.4G	-41.44	2.50096G	-49.17	16.77079G	-38.25	4
2437MHz	Pass	2.43494G	12.50	-17.50	2.30699G	-51.20	2.3999G	-46.56	2.4835G	-49.14	2.48834G	-47.35	23.40979G	-37.26	1
2437MHz	Pass	2.43494G	12.50	-17.50	2.30554G	-50.64	2.39932G	-45.14	2.4G	-47.18	2.4873G	-45.53	14.95862G	-38.41	2
2437MHz	Pass	2.43494G	12.50	-17.50	2.13923G	-51.79	2.39946G	-46.19	2.4G	-48.98	2.48798G	-46.97	23.27774G	-38.67	3
2437MHz	Pass	2.43494G	12.50	-17.50	2.30525G	-50.68	2.39766G	-45.46	2.4G	-47.24	2.48938G	-46.54	23.38731G	-38.38	4
2462MHz	Pass	2.43494G	12.50	-17.50	1.9971G	-51.80	2.39192G	-50.11	2.4835G	-50.79	2.48388G	-47.65	16.59379G	-38.87	1
2462MHz	Pass	2.43494G	12.50	-17.50	2.17244G	-51.88	2.39136G	-49.99	2.4835G	-49.35	2.48512G	-47.19	16.32688G	-38.26	2
2462MHz	Pass	2.43494G	12.50	-17.50	2.30321G	-51.79	2.39874G	-50.47	2.4835G	-49.44	2.48504G	-47.93	23.17659G	-38.62	3
2462MHz	Pass	2.43494G	12.50	-17.50	2.1104G	-51.73	2.39548G	-49.13	2.4835G	-47.19	2.49976G	-47.73	17.67828G	-38.76	4
802.11n HT40-BF_Nss1,(MCS0)_4TX	-	-	-	-	-	-	-	-	-	-	-	-	-	-	-
2422MHz	Pass	2.43002G	7.03	-22.97	2.30655G	-52.00	2.4G	-45.02	2.4G	-45.93	2.48446G	-48.11	23.37616G	-38.79	1
2422MHz	Pass	2.43002G	7.03	-22.97	2.00513G	-51.16	2.39996G	-43.99	2.4G	-45.77	2.49466G	-49.10	23.43786G	-39.04	2
2422MHz	Pass	2.43002G	7.03	-22.97	2.15627G	-51.55	2.39732G	-45.65	2.4G	-45.60	2.4855G	-48.91	24.72796G	-38.67	3
2422MHz	Pass	2.43002G	7.03	-22.97	2.12506G	-50.85	2.39452G	-43.09	2.4G	-45.28	2.49554G	-48.96	17.43329G	-38.64	4
2437MHz	Pass	2.43002G	7.03	-22.97	2.1431G	-52.03	2.39912G	-43.80	2.4G	-47.81	2.49146G	-46.82	23.45188G	-38.72	1
2437MHz	Pass	2.43002G	7.03	-22.97	2.13909G	-49.87	2.39952G	-41.62	2.4G	-46.09	2.4845G	-47.90	23.41262G	-38.48	2
2437MHz	Pass	2.43002G	7.03	-22.97	2.17115G	-51.35	2.39952G	-45.00	2.4G	-45.15	2.51202G	-48.24	16.25257G	-38.31	3
2437MHz	Pass	2.43002G	7.03	-22.97	2.30597G	-50.44	2.3942G	-42.39	2.4G	-46.02	2.49862G	-47.36	24.00718G	-38.23	4
2452MHz	Pass	2.43002G	7.03	-22.97	1.95331G	-50.91	2.39416G	-48.78	2.4835G	-47.78	2.48482G	-45.61	23.39018G	-38.94	1
2452MHz	Pass	2.43002G	7.03	-22.97	2.12134G	-52.20	2.39832G	-49.80	2.4835G	-47.53	2.4835G	-45.60	17.08833G	-38.28	2
2452MHz	Pass	2.43002G	7.03	-22.97	2.30741G	-51.30	2.39576G	-48.74	2.4835G	-48.43	2.4843G	-47.26	16.92006G	-38.73	3
2452MHz	Pass	2.43002G	7.03	-22.97	2.15569G	-51.32	2.39888G	-49.15	2.4835G	-49.77	2.49218G	-47.30	16.74617G	-38.76	4
802.11ax HEW20-BF_Nss1,(MCS0)_4TX	-	-	-	-	-	-	-	-	-	-	-	-	-	-	-
2412MHz	Pass	2.43766G	13.44	-16.56	2.10661G	-51.26	2.39998G	-41.73	2.4G	-41.26	2.50174G	-49.32	24.87638G	-37.79	1
2412MHz	Pass	2.43766G	13.44	-16.56	2.1937G	-51.54	2.39964G	-40.12	2.4G	-39.21	2.50672G	-49.17	16.75955G	-38.02	2
2412MHz	Pass	2.43766G	13.44	-16.56	2.08972G	-51.57	2.4G	-39.40	2.4G	-41.45	2.51182G	-49.07	24.95786G	-38.61	3
2412MHz	Pass	2.43766G	13.44	-16.56	2.14302G	-51.93	2.39976G	-39.31	2.4G	-40.43	2.50778G	-49.51	23.39293G	-37.71	4
2437MHz	Pass	2.43766G	13.44	-16.56	1.83313G	-51.56	2.39882G	-45.67	2.4835G	-48.18	2.48578G	-47.60	14.66362G	-38.62	1
2437MHz	Pass	2.43766G	13.44	-16.56	2.30612G	-50.58	2.39776G	-42.04	2.4G	-45.03	2.48548G	-47.13	24.75838G	-37.69	2
2437MHz	Pass	2.43766G	13.44	-16.56	2.03089G	-49.07	2.39986G	-44.96	2.4G	-45.90	2.4847G	-47.06	23.39293G	-38.64	3
2437MHz	Pass	2.43766G	13.44	-16.56	2.30146G	-50.99	2.39972G	-42.24	2.4G	-43.75	2.4849G	-46.98	17.64457G	-38.53	4
2462MHz	Pass	2.43766G	13.44	-16.56	2.16253G	-51.86	2.39742G	-49.36	2.4835G	-50.18	2.4838G	-46.44	23.41822G	-38.74	1
2462MHz	Pass	2.43766G	13.44	-16.56	2.11535G	-51.30	2.39744G	-50.41	2.4835G	-47.80	2.4836G	-46.62	24.7359G	-37.81	2
2462MHz	Pass	2.43766G	13.44	-16.56	2.13195G	-50.82	2.39062G	-49.69	2.4835G	-47.57	2.48892G	-47.55	21.97972G	-38.25	3
2462MHz	Pass	2.43766G	13.44	-16.56	2.30699G	-50.04	2.39672G	-49.32	2.4835G	-47.56	2.48582G	-46.50	15.01762G	-38.35	4
802.11ax HEW40-BF_Nss1,(MCS0)_4TX	-	-	-	-	-	-	-	-	-	-	-	-	-	-	-
2422MHz	Pass	2.42396G	9.30	-20.70	2.01772G	-51.74	2.39804G	-45.47	2.4G	-47.40	2.48826G	-48.68	17.48938G	-38.43	1
2422MHz	Pass	2.42396G	9.30	-20.70	2.14167G	-51.45	2.3998G	-43.79	2.4G	-45.97	2.56318G	-49.51	23.37896G	-38.67	2
2422MHz	Pass	2.42396G	9.30	-20.70	1.8328G	-50.26	2.39996G	-43.58	2.4G	-43.20	2.48358G	-49.19	24.94671G	-37.78	3
2422MHz	Pass	2.42396G	9.30	-20.70	1.97364G	-50.71	2.39864G	-43.16	2.4G	-42.91	2.48354G	-48.62	23.48273G	-37.35	4
2437MHz	Pass	2.42396G	9.30	-20.70	2.14739G	-51.64	2.39828G	-43.72	2.4G	-48.36	2.4837G	-47.16	23.42103G	-38.49	1
2437MHz	Pass	2.42396G	9.30	-20.70	2.17659G	-50.99	2.3942G	-43.57	2.4G	-45.89	2.48618G	-47.41	16.20489G	-38.50	2
2437MHz	Pass	2.42396G	9.30	-20.70	2.14396G	-50.90	2.399G	-44.26	2.4G	-43.78	2.48458G	-47.90	14.61471G	-38.24	3
2437MHz	Pass	2.42396G	9.30	-20.70	2.30655G	-50.64	2.39976G	-41.71	2.4G	-44.60	2.48614G	-47.61	23.41542G	-37.96	4

Mode	Result	Ref (Hz)	Ref (dBm)	Limit (dBm)	Freq (Hz)	Level (dBm)	Freq (Hz)	Level (dBm)	Freq (Hz)	Level (dBm)	Freq (Hz)	Level (dBm)	Freq (Hz)	Level (dBm)	Port
2452MHz	Pass	2.42396G	9.30	-20.70	2.16686G	-52.03	2.39968G	-49.63	2.4835G	-47.49	2.4835G	-46.03	16.763G	-37.96	1
2452MHz	Pass	2.42396G	9.30	-20.70	1.87002G	-52.11	2.39916G	-49.66	2.4835G	-48.28	2.48486G	-43.67	23.42945G	-36.66	2
2452MHz	Pass	2.42396G	9.30	-20.70	2.3054G	-51.38	2.3964G	-49.04	2.4835G	-48.25	2.48818G	-45.94	22.00753G	-38.55	3
2452MHz	Pass	2.42396G	9.30	-20.70	2.30025G	-51.39	2.3994G	-48.65	2.4835G	-46.47	2.48402G	-46.36	16.23294G	-37.89	4

802.11n HT20-BF_Nss1,(MCS0)_4TX **CSENdB**

2412MHz

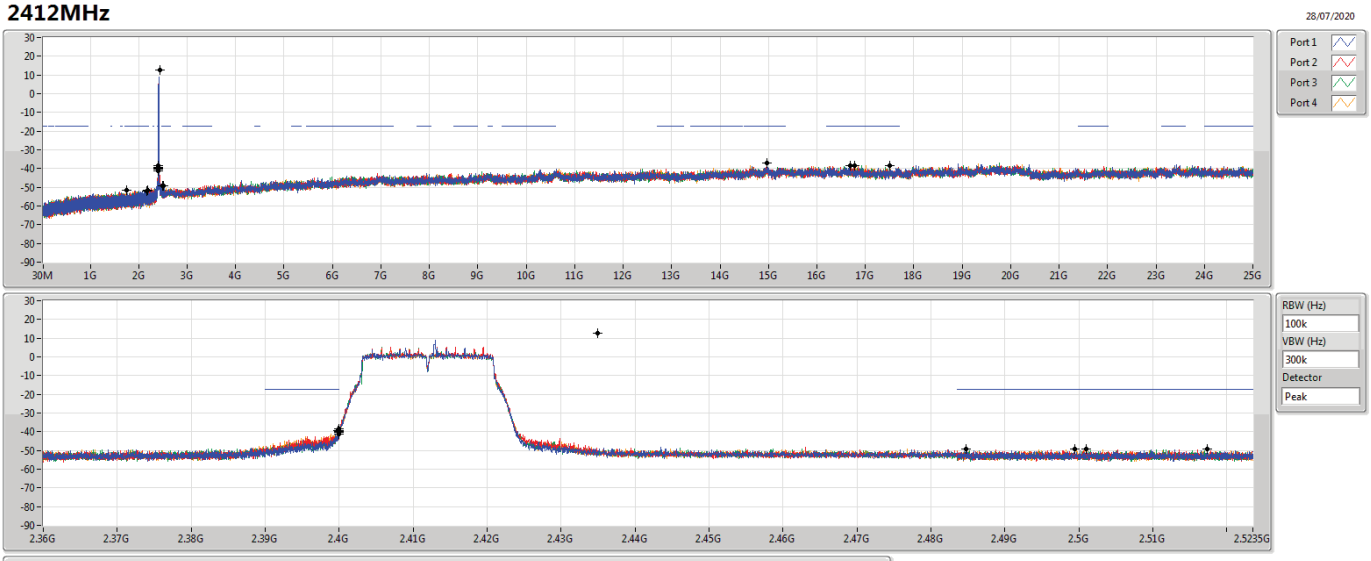

Ref(Hz)	Ref(dBm)	Limit(dBm)	Freq(Hz)	Level(dBm)	Freq(Hz)	Level(dBm)	Freq(Hz)	Level(dBm)	Freq(Hz)	Level(dBm)	Freq(Hz)	Level(dBm)	Port
2.43494G	12.50	-17.50	2.16282G	-52.11	2.39992G	-39.90	2.4G	-40.54	2.51734G	-49.06	14.97267G	-37.11	1
2.43494G	12.50	-17.50	1.75537G	-51.60	2.39994G	-38.49	2.4G	-39.49	2.4994G	-49.26	17.5069G	-38.48	2
2.43494G	12.50	-17.50	2.1803G	-51.52	2.4G	-40.21	2.4G	-40.01	2.48478G	-49.43	16.69493G	-38.27	3
2.43494G	12.50	-17.50	2.16545G	-51.88	2.39978G	-39.41	2.4G	-41.44	2.50096G	-49.17	16.77079G	-38.25	4

802.11n HT20-BF_Nss1,(MCS0)_4TX **CSENdB**

2437MHz

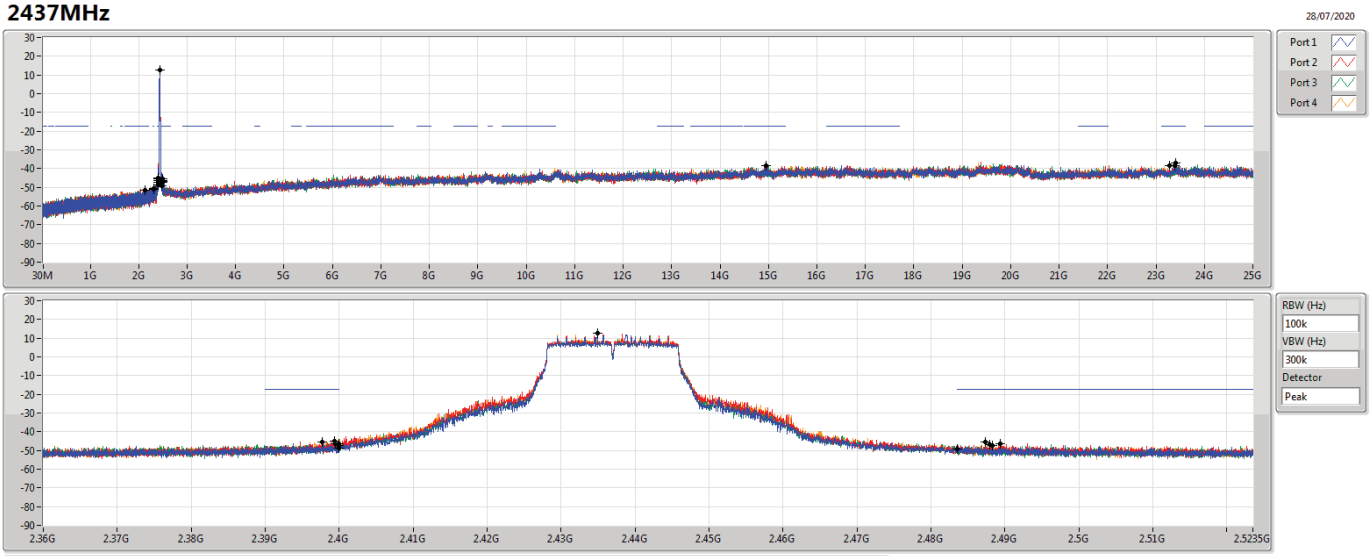

Ref(Hz)	Ref(dBm)	Limit(dBm)	Freq(Hz)	Level(dBm)	Freq(Hz)	Level(dBm)	Freq(Hz)	Level(dBm)	Freq(Hz)	Level(dBm)	Freq(Hz)	Level(dBm)	Port
2.43494G	12.50	-17.50	2.30699G	-51.20	2.3999G	-46.56	2.4835G	-49.14	2.48834G	-47.35	23.40979G	-37.26	1
2.43494G	12.50	-17.50	2.30554G	-50.64	2.39932G	-45.14	2.4G	-47.18	2.4873G	-45.53	14.95862G	-38.41	2
2.43494G	12.50	-17.50	2.13923G	-51.79	2.39946G	-46.19	2.4G	-48.98	2.48798G	-46.97	23.27774G	-38.67	3
2.43494G	12.50	-17.50	2.30525G	-50.68	2.39766G	-45.46	2.4G	-47.24	2.48938G	-46.54	23.38731G	-38.38	4

802.11n HT20-BF_Nss1,(MCS0)_4TX **CSENdB**

2462MHz

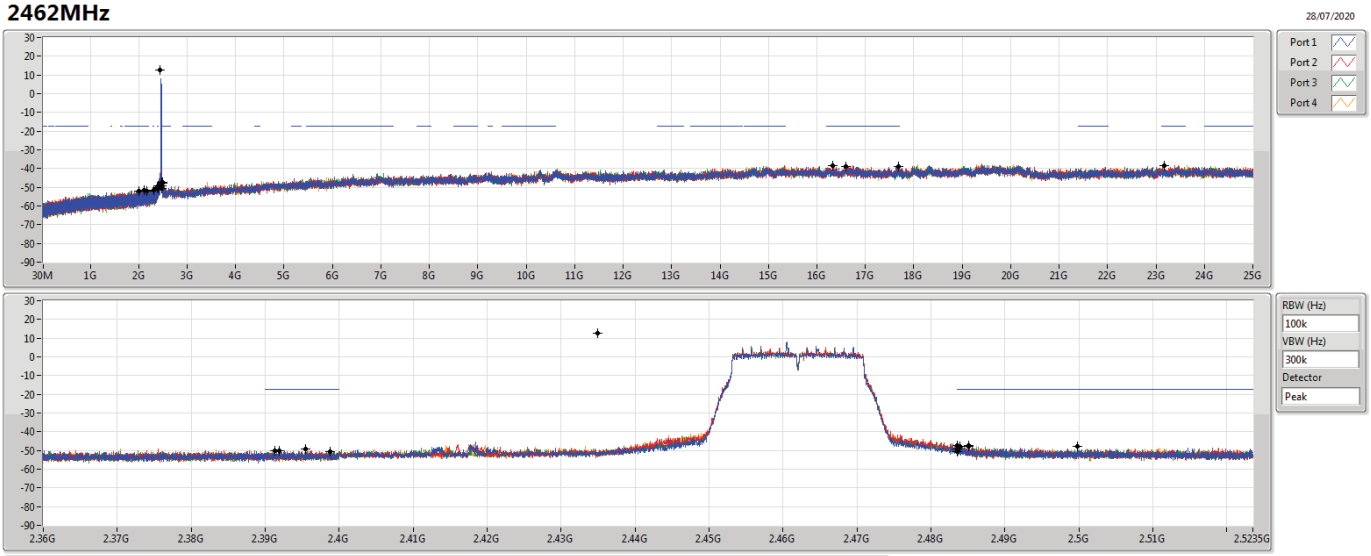

Ref(Hz)	Ref(dBm)	Limit(dBm)	Freq(Hz)	Level(dBm)	Freq(Hz)	Level(dBm)	Freq(Hz)	Level(dBm)	Freq(Hz)	Level(dBm)	Freq(Hz)	Level(dBm)	Port
2.43494G	12.50	-17.50	1.9971G	-51.80	2.39192G	-50.11	2.4835G	-50.79	2.48388G	-47.65	16.59379G	-38.87	1
2.43494G	12.50	-17.50	2.17244G	-51.88	2.39136G	-49.99	2.4835G	-49.35	2.48512G	-47.19	16.32688G	-38.26	2
2.43494G	12.50	-17.50	2.30321G	-51.79	2.39874G	-50.47	2.4835G	-49.44	2.48504G	-47.93	23.17659G	-38.62	3
2.43494G	12.50	-17.50	2.1104G	-51.73	2.39548G	-49.13	2.4835G	-47.19	2.49976G	-47.73	17.67828G	-38.76	4

802.11n HT40-BF_Nss1,(MCS0)_4TX **CSENdB**

2422MHz

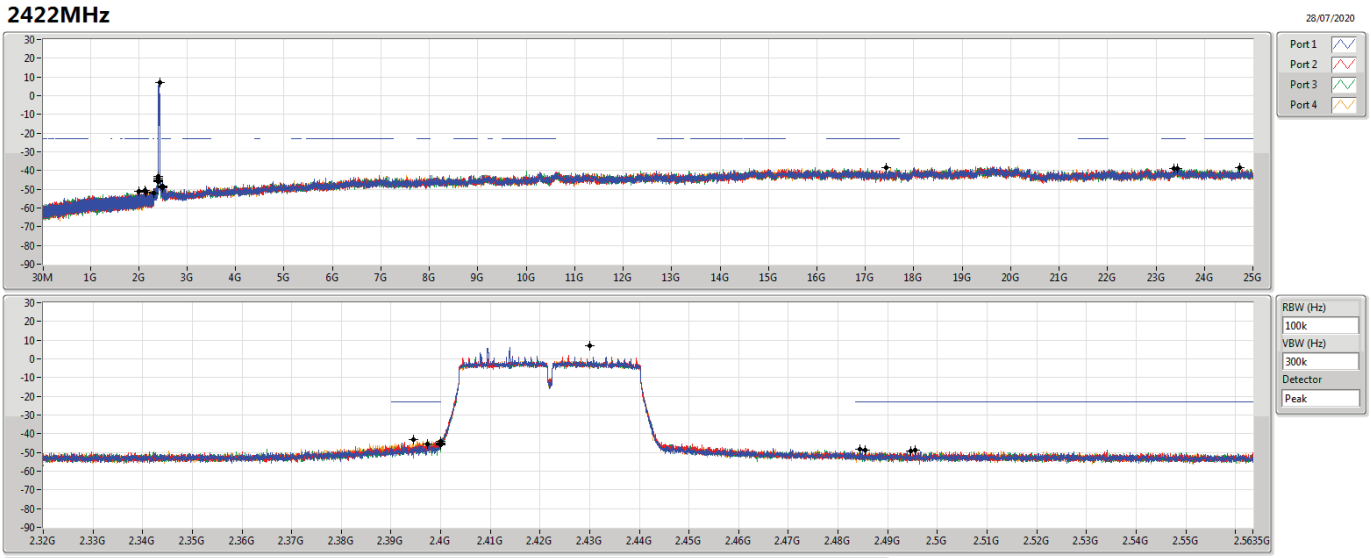

Ref(Hz)	Ref(dBm)	Limit(dBm)	Freq(Hz)	Level(dBm)	Freq(Hz)	Level(dBm)	Freq(Hz)	Level(dBm)	Freq(Hz)	Level(dBm)	Freq(Hz)	Level(dBm)	Port
2.43002G	7.03	-22.97	2.30655G	-52.00	2.4G	-45.02	2.4G	-45.93	2.48446G	-48.11	23.37616G	-38.79	1
2.43002G	7.03	-22.97	2.00513G	-51.16	2.39996G	-43.99	2.4G	-45.77	2.49466G	-49.10	23.43786G	-39.04	2
2.43002G	7.03	-22.97	2.15627G	-51.55	2.39732G	-45.65	2.4G	-45.60	2.4855G	-48.91	24.72796G	-38.67	3
2.43002G	7.03	-22.97	2.12506G	-50.85	2.39452G	-43.09	2.4G	-45.28	2.49554G	-48.96	17.43329G	-38.64	4

802.11n HT40-BF_Nss1,(MCS0)_4TX **CSENdB**

2437MHz

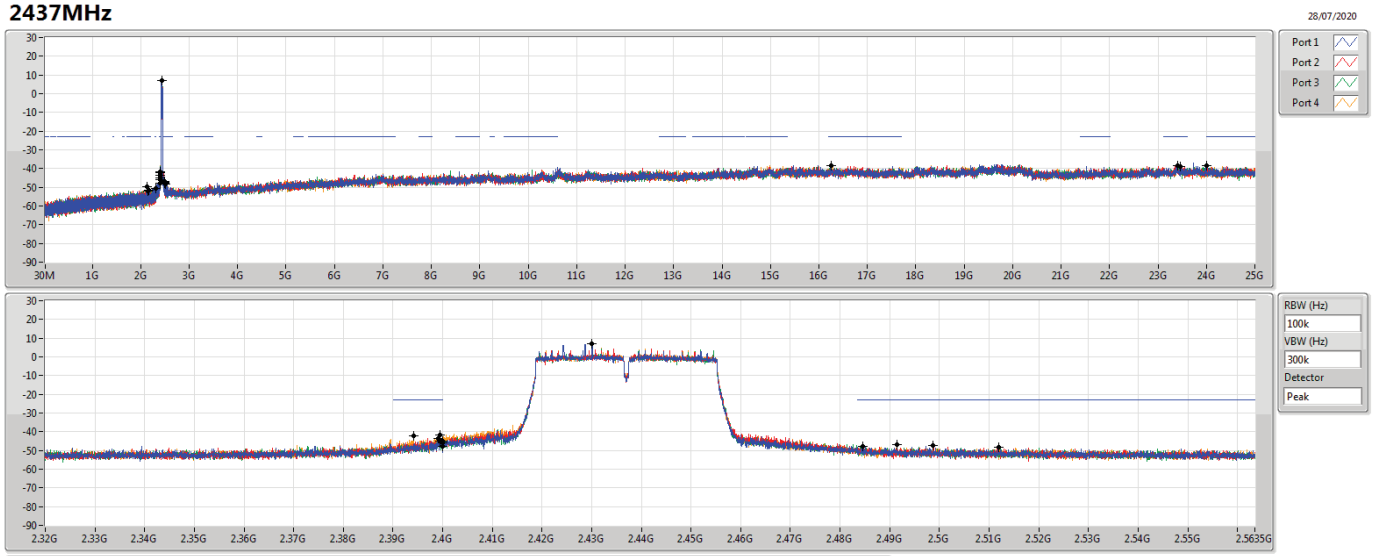

Ref(Hz)	Ref(dBm)	Limit(dBm)	Freq(Hz)	Level(dBm)	Freq(Hz)	Level(dBm)	Freq(Hz)	Level(dBm)	Freq(Hz)	Level(dBm)	Freq(Hz)	Level(dBm)	Port
2.43002G	7.03	-22.97	2.1431G	-52.03	2.39912G	-43.80	2.4G	-47.81	2.49146G	-46.82	23.45188G	-38.72	1
2.43002G	7.03	-22.97	2.13909G	-49.87	2.39952G	-41.62	2.4G	-46.09	2.4845G	-47.90	23.41262G	-38.48	2
2.43002G	7.03	-22.97	2.17115G	-51.35	2.39952G	-45.00	2.4G	-45.15	2.51202G	-48.24	16.25257G	-38.31	3
2.43002G	7.03	-22.97	2.30597G	-50.44	2.3942G	-42.39	2.4G	-46.02	2.49862G	-47.36	24.00718G	-38.23	4

802.11n HT40-BF_Nss1,(MCS0)_4TX **CSENdB**

2452MHz

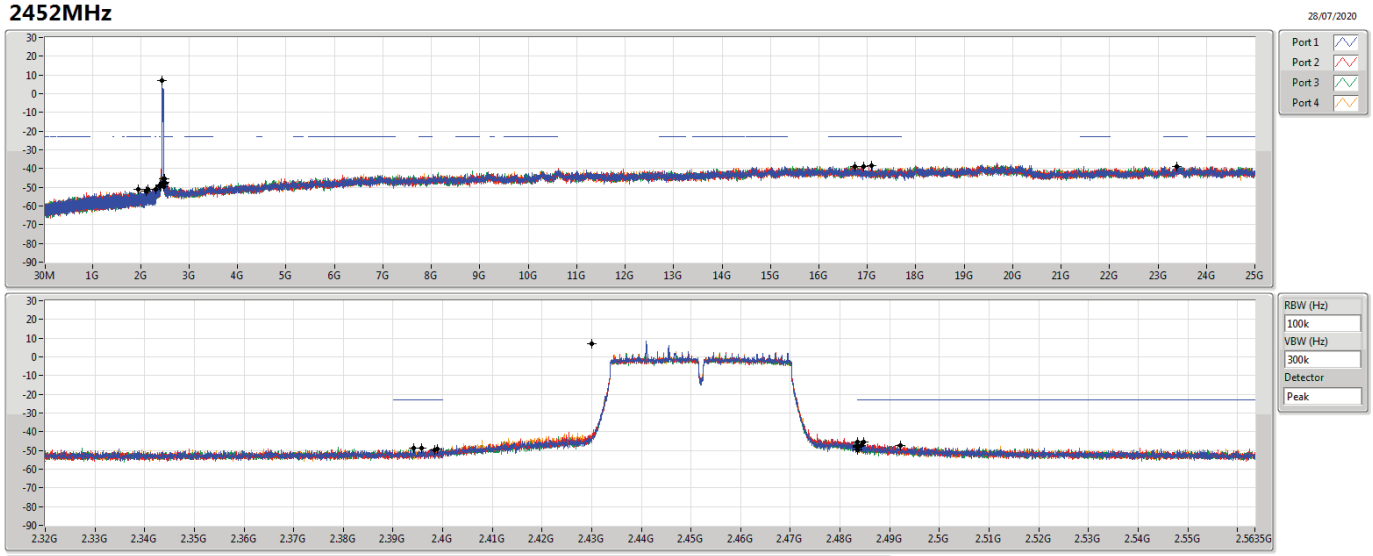

Ref(Hz)	Ref(dBm)	Limit(dBm)	Freq(Hz)	Level(dBm)	Freq(Hz)	Level(dBm)	Freq(Hz)	Level(dBm)	Freq(Hz)	Level(dBm)	Freq(Hz)	Level(dBm)	Port
2.43002G	7.03	-22.97	1.95331G	-50.91	2.39416G	-48.78	2.4835G	-47.78	2.48482G	-45.61	23.39018G	-38.94	1
2.43002G	7.03	-22.97	2.12134G	-52.20	2.39832G	-49.80	2.4835G	-47.53	2.4835G	-45.60	17.08833G	-38.28	2
2.43002G	7.03	-22.97	2.30741G	-51.30	2.39576G	-48.74	2.4835G	-48.43	2.4843G	-47.26	16.92006G	-38.73	3
2.43002G	7.03	-22.97	2.15569G	-51.32	2.39888G	-49.15	2.4835G	-49.77	2.49218G	-47.30	16.74617G	-38.76	4

802.11ax HEW20-BF_Nss1,(MCS0)_4TX **CSENdB**

2412MHz

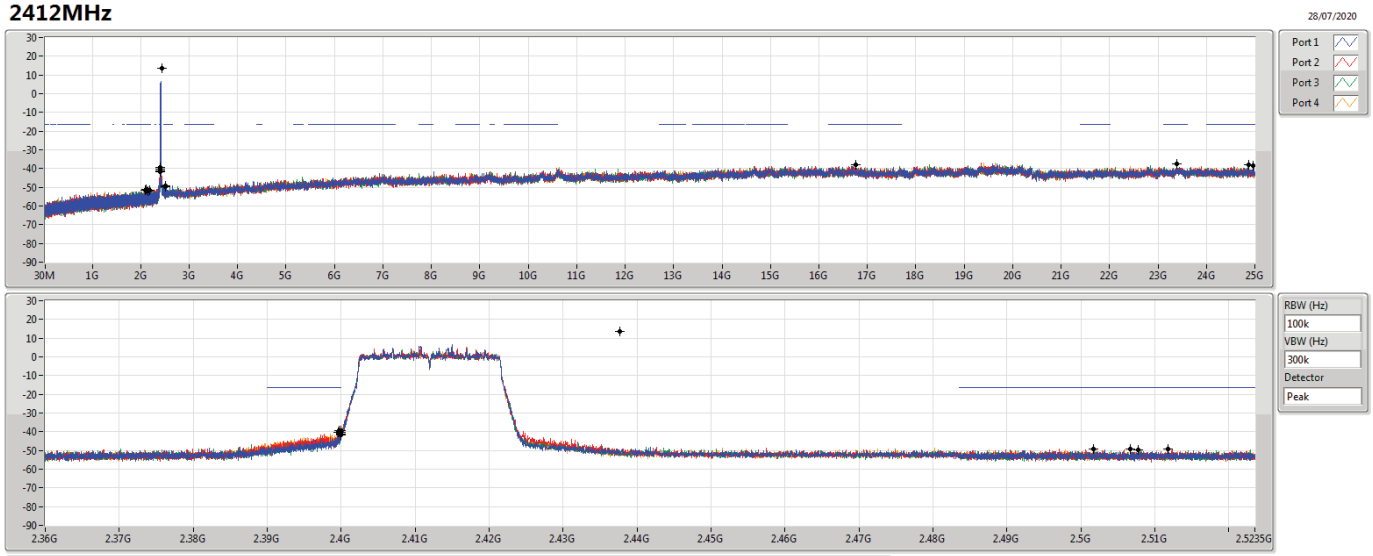

Ref(Hz)	Ref(dBm)	Limit(dBm)	Freq(Hz)	Level(dBm)	Freq(Hz)	Level(dBm)	Freq(Hz)	Level(dBm)	Freq(Hz)	Level(dBm)	Freq(Hz)	Level(dBm)	Port
2.43766G	13.44	-16.56	2.10661G	-51.26	2.39998G	-41.73	2.4G	-41.26	2.50174G	-49.32	24.87638G	-37.79	1
2.43766G	13.44	-16.56	2.1937G	-51.54	2.39964G	-40.12	2.4G	-39.21	2.50672G	-49.17	16.75955G	-38.02	2
2.43766G	13.44	-16.56	2.08972G	-51.57	2.4G	-39.40	2.4G	-41.45	2.51182G	-49.07	24.95786G	-38.61	3
2.43766G	13.44	-16.56	2.14302G	-51.93	2.39976G	-39.31	2.4G	-40.43	2.50778G	-49.51	23.39293G	-37.71	4

802.11ax HEW20-BF_Nss1,(MCS0)_4TX **CSENdB**

2437MHz

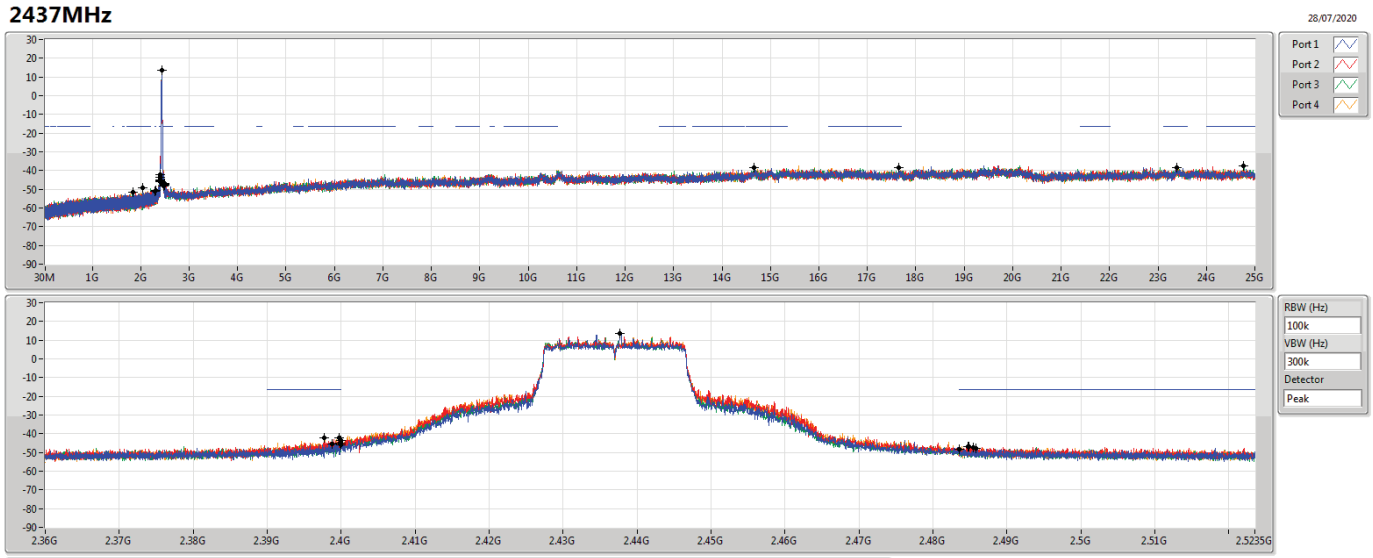

Ref(Hz)	Ref(dBm)	Limit(dBm)	Freq(Hz)	Level(dBm)	Freq(Hz)	Level(dBm)	Freq(Hz)	Level(dBm)	Freq(Hz)	Level(dBm)	Freq(Hz)	Level(dBm)	Port
2.43766G	13.44	-16.56	1.83313G	-51.56	2.39882G	-45.67	2.4835G	-48.18	2.48578G	-47.60	14.66362G	-38.62	1
2.43766G	13.44	-16.56	2.30612G	-50.58	2.39776G	-42.04	2.4G	-45.03	2.48548G	-47.13	24.75838G	-37.69	2
2.43766G	13.44	-16.56	2.03089G	-49.07	2.39986G	-44.96	2.4G	-45.90	2.4847G	-47.06	23.39293G	-38.64	3
2.43766G	13.44	-16.56	2.30146G	-50.99	2.39972G	-42.24	2.4G	-43.75	2.4849G	-46.98	17.64457G	-38.53	4

802.11ax HEW20-BF_Nss1,(MCS0)_4TX **CSENdB**

2462MHz

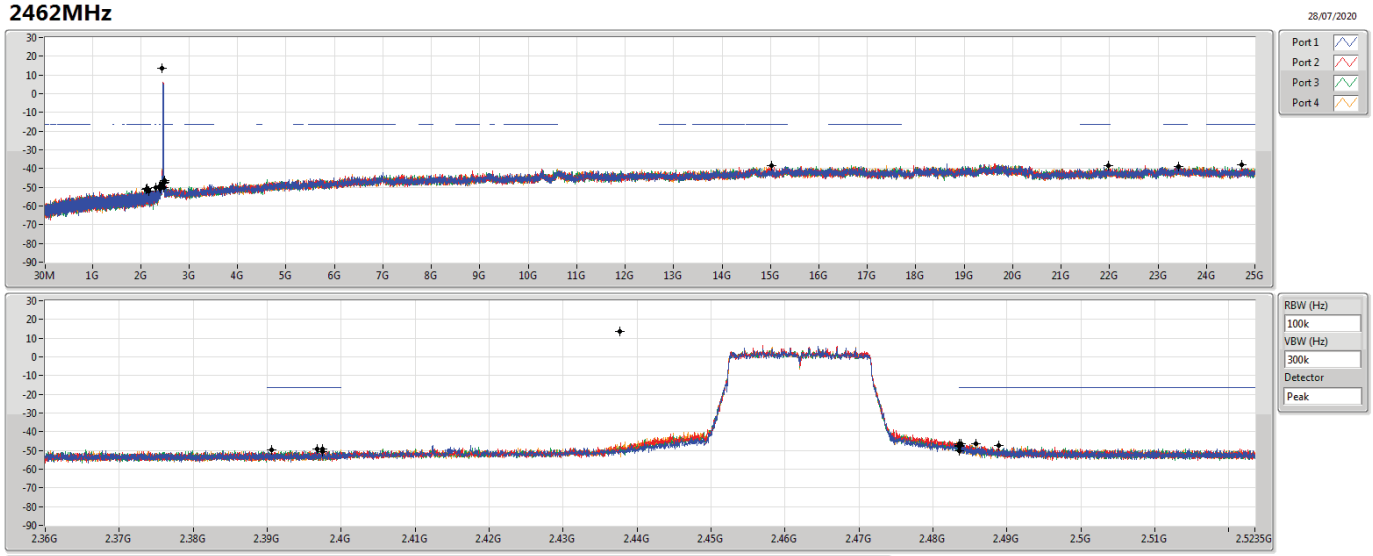

Ref(Hz)	Ref(dBm)	Limit(dBm)	Freq(Hz)	Level(dBm)	Freq(Hz)	Level(dBm)	Freq(Hz)	Level(dBm)	Freq(Hz)	Level(dBm)	Freq(Hz)	Level(dBm)	Port
2.43766G	13.44	-16.56	2.16253G	-51.86	2.39742G	-49.36	2.4835G	-50.18	2.4838G	-46.44	23.41822G	-38.74	1
2.43766G	13.44	-16.56	2.11535G	-51.30	2.39744G	-50.41	2.4835G	-47.80	2.4836G	-46.62	24.7359G	-37.81	2
2.43766G	13.44	-16.56	2.13195G	-50.82	2.39062G	-49.69	2.4835G	-47.57	2.48892G	-47.55	21.97972G	-38.25	3
2.43766G	13.44	-16.56	2.30699G	-50.04	2.39672G	-49.32	2.4835G	-47.56	2.48582G	-46.50	15.01762G	-38.35	4

802.11ax HEW40-BF_Nss1,(MCS0)_4TX **CSENdB**

2422MHz

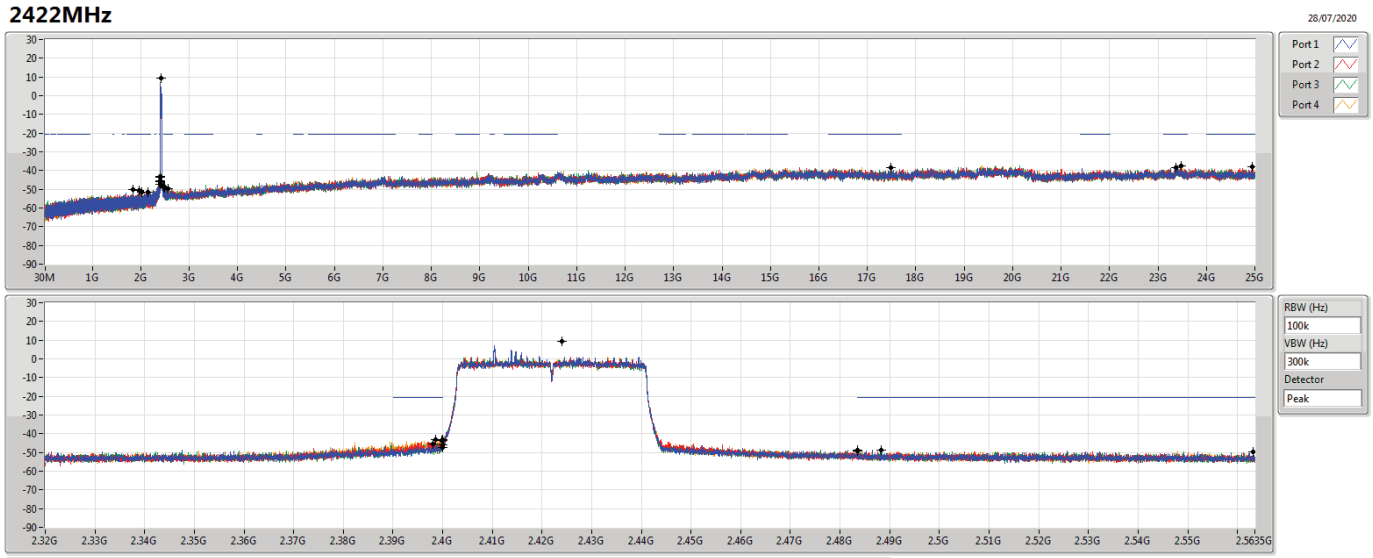

Ref(Hz)	Ref(dBm)	Limit(dBm)	Freq(Hz)	Level(dBm)	Freq(Hz)	Level(dBm)	Freq(Hz)	Level(dBm)	Freq(Hz)	Level(dBm)	Freq(Hz)	Level(dBm)	Port
2.42396G	9.30	-20.70	2.01772G	-51.74	2.39804G	-45.47	2.4G	-47.40	2.48826G	-48.68	17.48938G	-38.43	1
2.42396G	9.30	-20.70	2.14167G	-51.45	2.3998G	-43.79	2.4G	-45.97	2.56318G	-49.51	23.37896G	-38.67	2
2.42396G	9.30	-20.70	1.8328G	-50.26	2.39996G	-43.58	2.4G	-43.20	2.48358G	-49.19	24.94671G	-37.78	3
2.42396G	9.30	-20.70	1.97364G	-50.71	2.39864G	-43.16	2.4G	-42.91	2.48354G	-48.62	23.48273G	-37.35	4

802.11ax HEW40-BF_Nss1,(MCS0)_4TX **CSENdB**

2437MHz

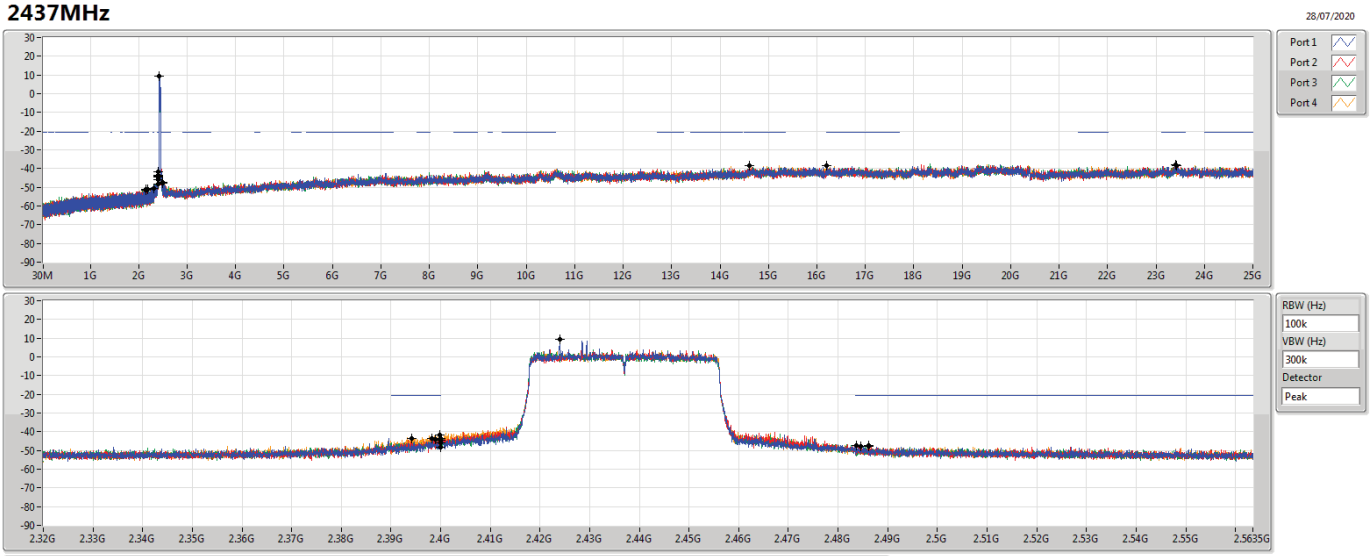

Ref(Hz)	Ref(dBm)	Limit(dBm)	Freq(Hz)	Level(dBm)	Freq(Hz)	Level(dBm)	Freq(Hz)	Level(dBm)	Freq(Hz)	Level(dBm)	Freq(Hz)	Level(dBm)	Port
2.42396G	9.30	-20.70	2.14739G	-51.64	2.39828G	-43.72	2.4G	-48.36	2.4837G	-47.16	23.42103G	-38.49	1
2.42396G	9.30	-20.70	2.17659G	-50.99	2.3942G	-43.57	2.4G	-45.89	2.48618G	-47.41	16.20489G	-38.50	2
2.42396G	9.30	-20.70	2.14396G	-50.90	2.399G	-44.26	2.4G	-43.78	2.48458G	-47.90	14.61471G	-38.24	3
2.42396G	9.30	-20.70	2.30655G	-50.64	2.39976G	-41.71	2.4G	-44.60	2.48614G	-47.61	23.41542G	-37.96	4

802.11ax HEW40-BF_Nss1,(MCS0)_4TX **CSENdB**

2452MHz

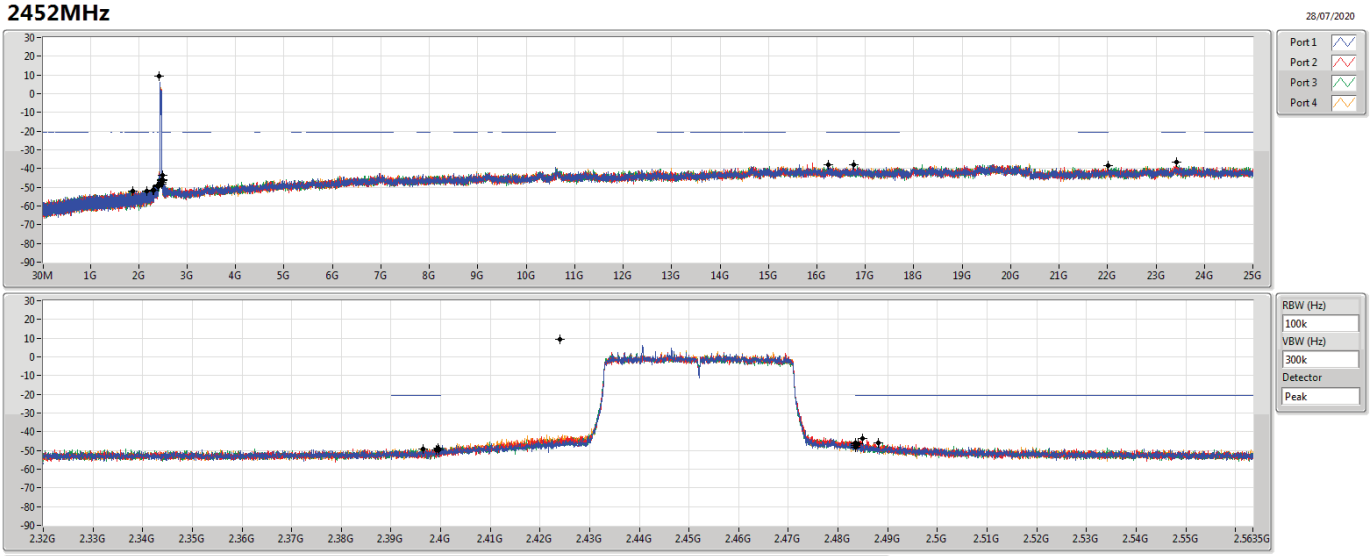

Ref(Hz)	Ref(dBm)	Limit(dBm)	Freq(Hz)	Level(dBm)	Freq(Hz)	Level(dBm)	Freq(Hz)	Level(dBm)	Freq(Hz)	Level(dBm)	Freq(Hz)	Level(dBm)	Port
2.42396G	9.30	-20.70	2.16686G	-52.03	2.39968G	-49.63	2.4835G	-47.49	2.4835G	-46.03	16.763G	-37.96	1
2.42396G	9.30	-20.70	1.87002G	-52.11	2.39916G	-49.66	2.4835G	-48.28	2.48486G	-43.67	23.42945G	-36.66	2
2.42396G	9.30	-20.70	2.3054G	-51.38	2.3964G	-49.04	2.4835G	-48.25	2.48818G	-45.94	22.00753G	-38.55	3
2.42396G	9.30	-20.70	2.30025G	-51.39	2.3994G	-48.65	2.4835G	-46.47	2.48402G	-46.36	16.23294G	-37.89	4

Summary

Mode	Result	Type	Freq (Hz)	Level (dBuV/m)	Limit (dBuV/m)	Margin (dB)	Dist (m)	Condition	Azimuth (°)	Height (m)	Comments
2.4-2.4835GHz	-	-	-	-	-	-	-	-	-	-	-
802.11ax HEW40_Nss1,(MCS0)_4TX	Pass	PK	30M	34.36	40.00	-5.64	3	Vertical	360	1.00	-

Result

Mode	Result	Type	Freq (Hz)	Level (dBuV/m)	Limit (dBuV/m)	Margin (dB)	Dist (m)	Condition	Azimuth (°)	Height (m)	Comments
802.11ax HEW40_Nss1,(MCS0)_4TX	-	-	-	-	-	-	-	-	-	-	-
2437MHz_Adapter	Pass	PK	30M	34.36	40.00	-5.64	3	Vertical	360	1.00	-
2437MHz_Adapter	Pass	PK	121.18M	29.27	43.50	-14.23	3	Vertical	360	1.00	-
2437MHz_Adapter	Pass	PK	229.82M	32.61	46.00	-13.39	3	Vertical	360	1.00	-
2437MHz_Adapter	Pass	PK	342.34M	32.37	46.00	-13.63	3	Vertical	360	1.00	-
2437MHz_Adapter	Pass	PK	431.58M	37.66	46.00	-8.34	3	Vertical	360	1.00	-
2437MHz_Adapter	Pass	PK	468.44M	36.80	46.00	-9.20	3	Vertical	360	1.00	-
2437MHz_Adapter	Pass	PK	30M	34.32	40.00	-5.68	3	Horizontal	0	1.00	-
2437MHz_Adapter	Pass	PK	57.16M	27.73	40.00	-12.27	3	Horizontal	0	1.00	-
2437MHz_Adapter	Pass	PK	189.08M	30.24	43.50	-13.26	3	Horizontal	0	1.00	-
2437MHz_Adapter	Pass	PK	322.94M	33.60	46.00	-12.40	3	Horizontal	0	1.00	-
2437MHz_Adapter	Pass	PK	429.64M	30.78	46.00	-15.22	3	Horizontal	0	1.00	-
2437MHz_Adapter	Pass	PK	478.14M	29.40	46.00	-16.60	3	Horizontal	0	1.00	-

802.11ax HEW40_Nss1,(MCS0)_4TX

2437MHz_Adapter

19/07/2020

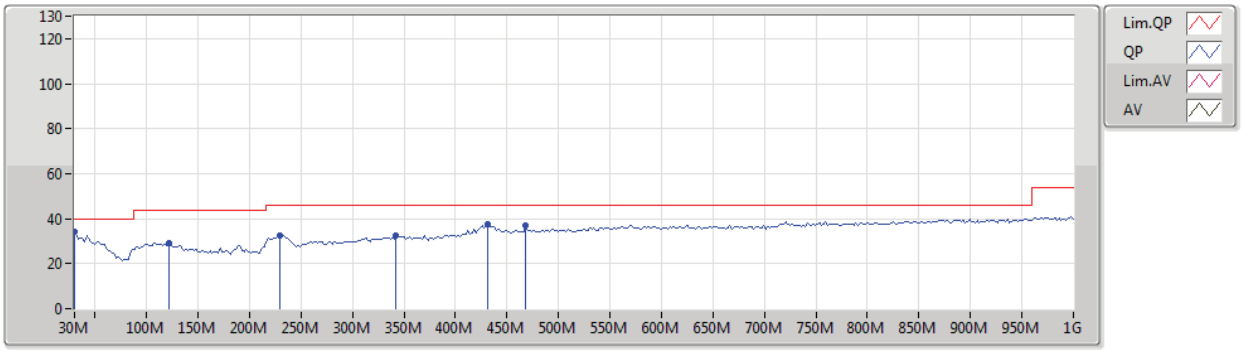

Type	Freq	Level	Limit	Margin	Factor	Dist	Condition	Azimuth	Height	Comment	Raw	AF	CL	PA
	(Hz)	(dBuV/m)	(dBuV/m)	(dB)	(dB)	(m)		(°)	(m)		(dBuV)	(dB)	(dB)	(dB)
PK	30M	34.36	40.00	-5.64	-3.44	3	Vertical	360	1.00	-	37.80	23.33	0.81	27.58
PK	121.18M	29.27	43.50	-14.23	-8.13	3	Vertical	360	1.00	-	37.40	17.35	1.81	27.29
PK	229.82M	32.61	46.00	-13.39	-9.18	3	Vertical	360	1.00	-	41.79	15.13	2.48	26.79
PK	342.34M	32.37	46.00	-13.63	-4.64	3	Vertical	360	1.00	-	37.01	19.19	3.07	26.90
PK	431.58M	37.66	46.00	-8.34	-2.36	3	Vertical	360	1.00	-	40.02	21.81	3.36	27.53
PK	468.44M	36.80	46.00	-9.20	-1.82	3	Vertical	360	1.00	-	38.62	22.40	3.51	27.73

802.11ax HEW40_Nss1,(MCS0)_4TX

19/07/2020

2437MHz_Adapter

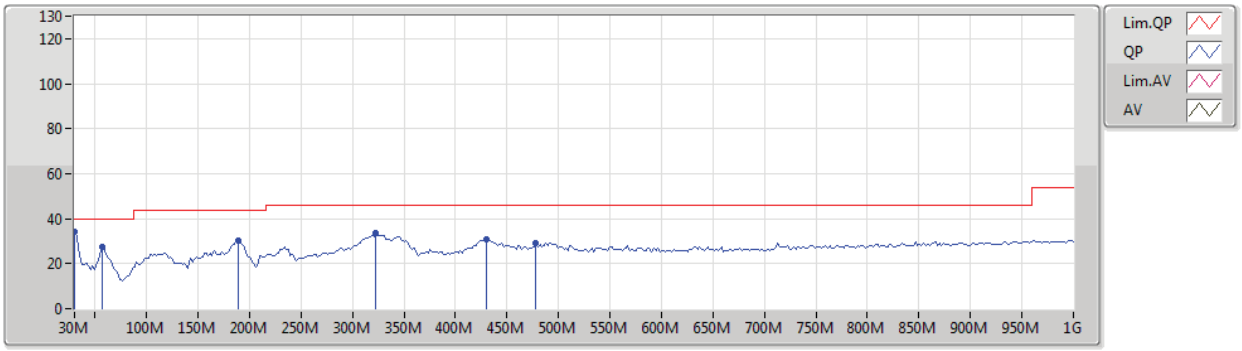

Type	Freq	Level	Limit	Margin	Factor	Dist	Condition	Azimuth	Height	Comment	Raw	AF	CL	PA
	(Hz)	(dBuV/m)	(dBuV/m)	(dB)	(dB)	(m)		(°)	(m)		(dBuV)	(dB)	(dB)	(dB)
PK	30M	34.32	40.00	-5.68	-3.44	3	Horizontal	0	1.00	-	37.76	23.33	0.81	27.58
PK	57.16M	27.73	40.00	-12.27	-14.71	3	Horizontal	0	1.00	-	42.44	11.59	1.20	27.50
PK	189.08M	30.24	43.50	-13.26	-10.80	3	Horizontal	0	1.00	-	41.04	13.92	2.25	26.97
PK	322.94M	33.60	46.00	-12.40	-5.03	3	Horizontal	0	1.00	-	38.63	18.76	2.99	26.78
PK	429.64M	30.78	46.00	-15.22	-2.35	3	Horizontal	0	1.00	-	33.13	21.80	3.36	27.51
PK	478.14M	29.40	46.00	-16.60	-1.71	3	Horizontal	0	1.00	-	31.11	22.47	3.57	27.75

Summary

Mode	Result	Type	Freq (Hz)	Level (dBuV/m)	Limit (dBuV/m)	Margin (dB)	Dist (m)	Condition	Azimuth (°)	Height (m)	Comments
2.4-2.4835GHz	-	-	-	-	-	-	-	-	-	-	-
802.11b_Nss1,(1Mbps)_4TX	Pass	AV	2.39G	53.44	54.00	-0.56	3	Vertical	335	1.50	-
802.11g_Nss1,(6Mbps)_4TX	Pass	AV	2.4835G	53.47	54.00	-0.53	3	Vertical	325	1.48	-
802.11ax HEW20_Nss1,(MCS0)_4TX	Pass	AV	2.3896G	53.18	54.00	-0.82	3	Vertical	331	1.34	-
802.11ax HEW40_Nss1,(MCS0)_4TX	Pass	AV	2.3892G	53.45	54.00	-0.55	3	Vertical	320	1.23	-

Result

Mode	Result	Type	Freq (Hz)	Level (dBuV/m)	Limit (dBuV/m)	Margin (dB)	Dist (m)	Condition	Azimuth (°)	Height (m)	Comments
802.11b_Nss1,(1Mbps)_4TX	-	-	-	-	-	-	-	-	-	-	-
2412MHz	Pass	AV	2.39G	53.44	54.00	-0.56	3	Vertical	335	1.50	-
2412MHz	Pass	AV	2.4112G	120.32	Inf	-Inf	3	Vertical	335	1.50	-
2412MHz	Pass	PK	2.388G	65.18	74.00	-8.82	3	Vertical	335	1.50	-
2412MHz	Pass	PK	2.4112G	122.78	Inf	-Inf	3	Vertical	335	1.50	-
2412MHz	Pass	AV	2.3876G	51.59	54.00	-2.41	3	Horizontal	235	1.43	-
2412MHz	Pass	AV	2.4112G	118.40	Inf	-Inf	3	Horizontal	235	1.43	-
2412MHz	Pass	PK	2.3776G	63.89	74.00	-10.11	3	Horizontal	235	1.43	-
2412MHz	Pass	PK	2.411G	120.82	Inf	-Inf	3	Horizontal	235	1.43	-
2412MHz	Pass	AV	4.82398G	51.00	54.00	-3.00	3	Vertical	266	2.04	-
2412MHz	Pass	PK	4.824G	54.47	74.00	-19.53	3	Vertical	266	2.04	-
2412MHz	Pass	AV	4.824G	53.16	54.00	-0.84	3	Horizontal	227	2.54	-
2412MHz	Pass	PK	4.82398G	56.20	74.00	-17.80	3	Horizontal	227	2.54	-
2417MHz	Pass	AV	2.39G	52.41	54.00	-1.59	3	Vertical	300	1.73	-
2417MHz	Pass	AV	2.4178G	118.86	Inf	-Inf	3	Vertical	300	1.73	-
2417MHz	Pass	PK	2.39G	65.05	74.00	-8.95	3	Vertical	300	1.73	-
2417MHz	Pass	PK	2.4178G	121.20	Inf	-Inf	3	Vertical	300	1.73	-
2417MHz	Pass	AV	2.39G	51.25	54.00	-2.75	3	Horizontal	102	1.62	-
2417MHz	Pass	AV	2.4178G	118.28	Inf	-Inf	3	Horizontal	102	1.62	-
2417MHz	Pass	PK	2.3812G	62.77	74.00	-11.23	3	Horizontal	102	1.62	-
2417MHz	Pass	PK	2.4178G	120.61	Inf	-Inf	3	Horizontal	102	1.62	-
2417MHz	Pass	AV	4.83403G	50.16	54.00	-3.84	3	Vertical	264	2.20	-
2417MHz	Pass	AV	7.25101G	47.06	54.00	-6.94	3	Vertical	246	1.02	-
2417MHz	Pass	PK	4.83396G	53.99	74.00	-20.01	3	Vertical	264	2.20	-
2417MHz	Pass	PK	7.25105G	55.47	74.00	-18.53	3	Vertical	246	1.02	-
2417MHz	Pass	AV	4.83398G	53.13	54.00	-0.87	3	Horizontal	225	2.56	-
2417MHz	Pass	AV	7.25094G	43.74	54.00	-10.26	3	Horizontal	360	1.90	-
2417MHz	Pass	PK	4.83398G	56.10	74.00	-17.90	3	Horizontal	225	2.56	-
2417MHz	Pass	PK	7.251G	52.62	74.00	-21.38	3	Horizontal	360	1.90	-
2437MHz	Pass	AV	2.3874G	52.71	54.00	-1.29	3	Vertical	304	1.48	-
2437MHz	Pass	AV	2.4362G	124.53	Inf	-Inf	3	Vertical	304	1.48	-
2437MHz	Pass	AV	2.4835G	53.17	54.00	-0.83	3	Vertical	304	1.48	-
2437MHz	Pass	PK	2.3894G	64.29	74.00	-9.71	3	Vertical	304	1.48	-
2437MHz	Pass	PK	2.4362G	126.88	Inf	-Inf	3	Vertical	304	1.48	-
2437MHz	Pass	PK	2.4835G	64.78	74.00	-9.22	3	Vertical	304	1.48	-
2437MHz	Pass	AV	2.389G	51.24	54.00	-2.76	3	Horizontal	101	1.56	-
2437MHz	Pass	AV	2.4362G	122.46	Inf	-Inf	3	Horizontal	101	1.56	-
2437MHz	Pass	AV	2.4838G	51.46	54.00	-2.54	3	Horizontal	101	1.56	-
2437MHz	Pass	PK	2.367G	63.24	74.00	-10.76	3	Horizontal	101	1.56	-
2437MHz	Pass	PK	2.4362G	124.97	Inf	-Inf	3	Horizontal	101	1.56	-
2437MHz	Pass	PK	2.4914G	63.83	74.00	-10.17	3	Horizontal	101	1.56	-
2437MHz	Pass	AV	4.87406G	52.49	54.00	-1.51	3	Vertical	266	1.92	-
2437MHz	Pass	AV	7.31108G	45.88	54.00	-8.12	3	Vertical	264	2.02	-
2437MHz	Pass	PK	4.87412G	55.49	74.00	-18.51	3	Vertical	266	1.92	-
2437MHz	Pass	PK	7.31092G	54.91	74.00	-19.09	3	Vertical	264	2.02	-
2437MHz	Pass	AV	4.87404G	53.40	54.00	-0.60	3	Horizontal	225	2.11	-
2437MHz	Pass	AV	7.311G	42.63	54.00	-11.37	3	Horizontal	304	1.65	-
2437MHz	Pass	PK	4.87408G	56.43	74.00	-17.57	3	Horizontal	225	2.11	-

Mode	Result	Type	Freq (Hz)	Level (dBuV/m)	Limit (dBuV/m)	Margin (dB)	Dist (m)	Condition	Azimuth (°)	Height (m)	Comments
2437MHz	Pass	PK	7.31112G	53.26	74.00	-20.74	3	Horizontal	304	1.65	-
2457MHz	Pass	AV	2.4578G	116.51	Inf	-Inf	3	Vertical	13	1.50	-
2457MHz	Pass	AV	2.4836G	51.83	54.00	-2.17	3	Vertical	13	1.50	-
2457MHz	Pass	PK	2.4578G	118.85	Inf	-Inf	3	Vertical	13	1.50	-
2457MHz	Pass	PK	2.4842G	63.75	74.00	-10.25	3	Vertical	13	1.50	-
2457MHz	Pass	AV	2.4562G	114.17	Inf	-Inf	3	Horizontal	317	1.93	-
2457MHz	Pass	AV	2.4852G	50.27	54.00	-3.73	3	Horizontal	317	1.93	-
2457MHz	Pass	PK	2.4562G	116.62	Inf	-Inf	3	Horizontal	317	1.93	-
2457MHz	Pass	PK	2.4844G	62.42	74.00	-11.58	3	Horizontal	317	1.93	-
2457MHz	Pass	AV	4.91404G	52.36	54.00	-1.64	3	Vertical	265	1.98	-
2457MHz	Pass	AV	7.37104G	45.48	54.00	-8.52	3	Vertical	265	1.95	-
2457MHz	Pass	PK	4.91406G	55.62	74.00	-18.38	3	Vertical	265	1.98	-
2457MHz	Pass	PK	7.3709G	54.17	74.00	-19.83	3	Vertical	265	1.95	-
2457MHz	Pass	AV	4.914G	53.42	54.00	-0.58	3	Horizontal	225	2.70	-
2457MHz	Pass	AV	7.37094G	44.30	54.00	-9.70	3	Horizontal	291	1.01	-
2457MHz	Pass	PK	4.91405G	56.42	74.00	-17.58	3	Horizontal	225	2.70	-
2457MHz	Pass	PK	7.37118G	54.42	74.00	-19.58	3	Horizontal	291	1.01	-
2462MHz	Pass	AV	2.4612G	118.32	Inf	-Inf	3	Vertical	34	2.30	-
2462MHz	Pass	AV	2.4835G	52.01	54.00	-1.99	3	Vertical	34	2.30	-
2462MHz	Pass	PK	2.4612G	120.70	Inf	-Inf	3	Vertical	34	2.30	-
2462MHz	Pass	PK	2.4884G	63.74	74.00	-10.26	3	Vertical	34	2.30	-
2462MHz	Pass	AV	2.4628G	115.88	Inf	-Inf	3	Horizontal	105	2.17	-
2462MHz	Pass	AV	2.4864G	50.89	54.00	-3.11	3	Horizontal	105	2.17	-
2462MHz	Pass	PK	2.4628G	118.26	Inf	-Inf	3	Horizontal	105	2.17	-
2462MHz	Pass	PK	2.4835G	62.78	74.00	-11.22	3	Horizontal	105	2.17	-
2462MHz	Pass	AV	4.92406G	53.34	54.00	-0.66	3	Vertical	265	1.88	-
2462MHz	Pass	AV	7.38598G	45.78	54.00	-8.22	3	Vertical	264	1.97	-
2462MHz	Pass	PK	4.92398G	56.57	74.00	-17.43	3	Vertical	265	1.88	-
2462MHz	Pass	PK	7.38582G	54.47	74.00	-19.53	3	Vertical	264	1.97	-
2462MHz	Pass	AV	4.924G	53.18	54.00	-0.82	3	Horizontal	224	2.66	-
2462MHz	Pass	AV	7.386G	44.85	54.00	-9.15	3	Horizontal	316	2.02	-
2462MHz	Pass	PK	4.92406G	56.13	74.00	-17.87	3	Horizontal	224	2.66	-
2462MHz	Pass	PK	7.38611G	53.96	74.00	-20.04	3	Horizontal	316	2.02	-
802.11g_Nss1,(6Mbps)_4TX	-	-	-	-	-	-	-	-	-	-	-
2412MHz	Pass	AV	2.39G	52.10	54.00	-1.90	3	Vertical	253	1.87	-
2412MHz	Pass	AV	2.416G	110.70	Inf	-Inf	3	Vertical	253	1.87	-
2412MHz	Pass	PK	2.39G	67.81	74.00	-6.19	3	Vertical	253	1.87	-
2412MHz	Pass	PK	2.417G	119.35	Inf	-Inf	3	Vertical	253	1.87	-
2412MHz	Pass	AV	2.39G	53.01	54.00	-0.99	3	Horizontal	125	1.42	-
2412MHz	Pass	AV	2.409G	109.18	Inf	-Inf	3	Horizontal	125	1.42	-
2412MHz	Pass	PK	2.3892G	69.27	74.00	-4.73	3	Horizontal	125	1.42	-
2412MHz	Pass	PK	2.4094G	117.57	Inf	-Inf	3	Horizontal	125	1.42	-
2412MHz	Pass	AV	4.82388G	35.91	54.00	-18.09	3	Vertical	269	1.74	-
2412MHz	Pass	PK	4.8216G	47.02	74.00	-26.98	3	Vertical	269	1.74	-
2412MHz	Pass	AV	4.82388G	35.63	54.00	-18.37	3	Horizontal	260	1.59	-
2412MHz	Pass	PK	4.82442G	46.80	74.00	-27.20	3	Horizontal	260	1.59	-
2417MHz	Pass	AV	2.3898G	52.89	54.00	-1.11	3	Vertical	321	1.64	-
2417MHz	Pass	AV	2.421G	112.62	Inf	-Inf	3	Vertical	321	1.64	-
2417MHz	Pass	PK	2.3822G	67.50	74.00	-6.50	3	Vertical	321	1.64	-

Mode	Result	Type	Freq (Hz)	Level (dBuV/m)	Limit (dBuV/m)	Margin (dB)	Dist (m)	Condition	Azimuth (°)	Height (m)	Comments
2417MHz	Pass	PK	2.422G	120.96	Inf	-Inf	3	Vertical	321	1.64	-
2417MHz	Pass	AV	2.3844G	51.14	54.00	-2.86	3	Horizontal	122	1.52	-
2417MHz	Pass	AV	2.414G	110.58	Inf	-Inf	3	Horizontal	122	1.52	-
2417MHz	Pass	PK	2.3846G	66.05	74.00	-7.95	3	Horizontal	122	1.52	-
2417MHz	Pass	PK	2.4146G	118.84	Inf	-Inf	3	Horizontal	122	1.52	-
2437MHz	Pass	AV	2.3898G	53.00	54.00	-1.00	3	Vertical	325	1.48	-
2437MHz	Pass	AV	2.4378G	117.55	Inf	-Inf	3	Vertical	325	1.48	-
2437MHz	Pass	AV	2.4835G	53.47	54.00	-0.53	3	Vertical	325	1.48	-
2437MHz	Pass	PK	2.3894G	67.29	74.00	-6.71	3	Vertical	325	1.48	-
2437MHz	Pass	PK	2.4382G	125.66	Inf	-Inf	3	Vertical	325	1.48	-
2437MHz	Pass	PK	2.4838G	66.64	74.00	-7.36	3	Vertical	325	1.48	-
2437MHz	Pass	AV	2.3894G	51.24	54.00	-2.76	3	Horizontal	113	1.80	-
2437MHz	Pass	AV	2.4446G	113.56	Inf	-Inf	3	Horizontal	113	1.80	-
2437MHz	Pass	AV	2.4854G	51.48	54.00	-2.52	3	Horizontal	113	1.80	-
2437MHz	Pass	PK	2.3806G	66.77	74.00	-7.23	3	Horizontal	113	1.80	-
2437MHz	Pass	PK	2.4446G	121.39	Inf	-Inf	3	Horizontal	113	1.80	-
2437MHz	Pass	PK	2.4854G	64.71	74.00	-9.29	3	Horizontal	113	1.80	-
2437MHz	Pass	AV	4.874G	37.99	54.00	-16.01	3	Vertical	267	1.92	-
2437MHz	Pass	AV	7.311G	44.37	54.00	-9.63	3	Vertical	259	1.50	-
2437MHz	Pass	PK	4.87406G	49.17	74.00	-24.83	3	Vertical	267	1.92	-
2437MHz	Pass	PK	7.31092G	53.41	74.00	-20.59	3	Vertical	259	1.50	-
2437MHz	Pass	AV	4.87412G	37.77	54.00	-16.23	3	Horizontal	182	1.84	-
2437MHz	Pass	AV	7.31112G	43.46	54.00	-10.54	3	Horizontal	325	2.33	-
2437MHz	Pass	PK	4.8749G	49.80	74.00	-24.20	3	Horizontal	182	1.84	-
2437MHz	Pass	PK	7.31076G	53.41	74.00	-20.59	3	Horizontal	325	2.33	-
2457MHz	Pass	AV	2.4562G	113.87	Inf	-Inf	3	Vertical	317	1.25	-
2457MHz	Pass	AV	2.484G	52.58	54.00	-1.42	3	Vertical	317	1.25	-
2457MHz	Pass	PK	2.4564G	122.37	Inf	-Inf	3	Vertical	317	1.25	-
2457MHz	Pass	PK	2.4836G	64.59	74.00	-9.41	3	Vertical	317	1.25	-
2457MHz	Pass	AV	2.4494G	109.67	Inf	-Inf	3	Horizontal	99	1.68	-
2457MHz	Pass	AV	2.4892G	51.90	54.00	-2.10	3	Horizontal	99	1.68	-
2457MHz	Pass	PK	2.4508G	117.89	Inf	-Inf	3	Horizontal	99	1.68	-
2457MHz	Pass	PK	2.487G	68.04	74.00	-5.96	3	Horizontal	99	1.68	-
2462MHz	Pass	AV	2.4612G	109.79	Inf	-Inf	3	Vertical	325	1.32	-
2462MHz	Pass	AV	2.4835G	53.01	54.00	-0.99	3	Vertical	325	1.32	-
2462MHz	Pass	PK	2.4612G	118.22	Inf	-Inf	3	Vertical	325	1.32	-
2462MHz	Pass	PK	2.4835G	67.91	74.00	-6.09	3	Vertical	325	1.32	-
2462MHz	Pass	AV	2.4546G	105.27	Inf	-Inf	3	Horizontal	95	1.48	-
2462MHz	Pass	AV	2.5G	51.61	54.00	-2.39	3	Horizontal	95	1.48	-
2462MHz	Pass	PK	2.4546G	113.14	Inf	-Inf	3	Horizontal	95	1.48	-
2462MHz	Pass	PK	2.4924G	62.51	74.00	-11.49	3	Horizontal	95	1.48	-
2462MHz	Pass	AV	4.92406G	36.68	54.00	-17.32	3	Vertical	265	1.86	-
2462MHz	Pass	AV	7.38606G	44.72	54.00	-9.28	3	Vertical	264	2.65	-
2462MHz	Pass	PK	4.92376G	47.02	74.00	-26.98	3	Vertical	265	1.86	-
2462MHz	Pass	PK	7.38612G	53.78	74.00	-20.22	3	Vertical	264	2.65	-
2462MHz	Pass	AV	4.92404G	36.94	54.00	-17.06	3	Horizontal	226	2.94	-
2462MHz	Pass	AV	7.386G	43.06	54.00	-10.94	3	Horizontal	343	2.80	-
2462MHz	Pass	PK	4.9238G	47.23	74.00	-26.77	3	Horizontal	226	2.94	-
2462MHz	Pass	PK	7.37574G	53.04	74.00	-20.96	3	Horizontal	343	2.80	-

Mode	Result	Type	Freq (Hz)	Level (dBuV/m)	Limit (dBuV/m)	Margin (dB)	Dist (m)	Condition	Azimuth (°)	Height (m)	Comments
802.11ax HEW20_Nss1,(MCS0)_4TX	-	-	-	-	-	-	-	-	-	-	-
2412MHz	Pass	AV	2.3888G	53.14	54.00	-0.86	3	Vertical	322	1.06	-
2412MHz	Pass	AV	2.4142G	106.12	Inf	-Inf	3	Vertical	322	1.06	-
2412MHz	Pass	PK	2.389G	67.53	74.00	-6.47	3	Vertical	322	1.06	-
2412MHz	Pass	PK	2.409G	116.97	Inf	-Inf	3	Vertical	322	1.06	-
2412MHz	Pass	AV	2.3894G	52.29	54.00	-1.71	3	Horizontal	95	1.53	-
2412MHz	Pass	AV	2.4112G	103.56	Inf	-Inf	3	Horizontal	95	1.53	-
2412MHz	Pass	PK	2.3896G	65.86	74.00	-8.14	3	Horizontal	95	1.53	-
2412MHz	Pass	PK	2.4064G	114.72	Inf	-Inf	3	Horizontal	95	1.53	-
2412MHz	Pass	AV	4.82402G	35.23	54.00	-18.77	3	Vertical	265	1.63	-
2412MHz	Pass	PK	4.82416G	46.95	74.00	-27.05	3	Vertical	265	1.63	-
2412MHz	Pass	AV	4.82396G	36.76	54.00	-17.24	3	Horizontal	230	2.55	-
2412MHz	Pass	PK	4.8241G	47.05	74.00	-26.95	3	Horizontal	230	2.55	-
2417MHz	Pass	AV	2.3896G	53.18	54.00	-0.82	3	Vertical	331	1.34	-
2417MHz	Pass	AV	2.4144G	110.24	Inf	-Inf	3	Vertical	331	1.34	-
2417MHz	Pass	PK	2.3894G	66.98	74.00	-7.02	3	Vertical	331	1.34	-
2417MHz	Pass	PK	2.4246G	120.64	Inf	-Inf	3	Vertical	331	1.34	-
2417MHz	Pass	AV	2.3892G	51.98	54.00	-2.02	3	Horizontal	90	1.73	-
2417MHz	Pass	AV	2.4114G	107.85	Inf	-Inf	3	Horizontal	90	1.73	-
2417MHz	Pass	PK	2.39G	66.90	74.00	-7.10	3	Horizontal	90	1.73	-
2417MHz	Pass	PK	2.4114G	118.15	Inf	-Inf	3	Horizontal	90	1.73	-
2437MHz	Pass	AV	2.3894G	52.60	54.00	-1.40	3	Vertical	290	1.57	-
2437MHz	Pass	AV	2.4398G	113.19	Inf	-Inf	3	Vertical	290	1.57	-
2437MHz	Pass	AV	2.4854G	52.44	54.00	-1.56	3	Vertical	290	1.57	-
2437MHz	Pass	PK	2.3894G	66.69	74.00	-7.31	3	Vertical	290	1.57	-
2437MHz	Pass	PK	2.4302G	122.70	Inf	-Inf	3	Vertical	290	1.57	-
2437MHz	Pass	PK	2.4854G	66.14	74.00	-7.86	3	Vertical	290	1.57	-
2437MHz	Pass	AV	2.387G	51.49	54.00	-2.51	3	Horizontal	99	1.72	-
2437MHz	Pass	AV	2.4346G	111.35	Inf	-Inf	3	Horizontal	99	1.72	-
2437MHz	Pass	AV	2.485G	51.36	54.00	-2.64	3	Horizontal	99	1.72	-
2437MHz	Pass	PK	2.387G	64.11	74.00	-9.89	3	Horizontal	99	1.72	-
2437MHz	Pass	PK	2.4302G	121.25	Inf	-Inf	3	Horizontal	99	1.72	-
2437MHz	Pass	PK	2.485G	63.46	74.00	-10.54	3	Horizontal	99	1.72	-
2437MHz	Pass	AV	4.87626G	34.67	54.00	-19.33	3	Vertical	239	1.03	-
2437MHz	Pass	AV	7.31104G	45.28	54.00	-8.72	3	Vertical	255	1.41	-
2437MHz	Pass	PK	4.87658G	47.98	74.00	-26.02	3	Vertical	239	1.03	-
2437MHz	Pass	PK	7.31112G	54.68	74.00	-19.32	3	Vertical	255	1.41	-
2437MHz	Pass	AV	4.8744G	36.71	54.00	-17.29	3	Horizontal	179	1.73	-
2437MHz	Pass	AV	7.31102G	42.52	54.00	-11.48	3	Horizontal	306	1.94	-
2437MHz	Pass	PK	4.87416G	48.67	74.00	-25.33	3	Horizontal	179	1.73	-
2437MHz	Pass	PK	7.31118G	52.89	74.00	-21.11	3	Horizontal	306	1.94	-
2457MHz	Pass	AV	2.4594G	110.80	Inf	-Inf	3	Vertical	320	1.19	-
2457MHz	Pass	AV	2.484G	52.75	54.00	-1.25	3	Vertical	320	1.19	-
2457MHz	Pass	PK	2.4542G	121.57	Inf	-Inf	3	Vertical	320	1.19	-
2457MHz	Pass	PK	2.4844G	66.88	74.00	-7.12	3	Vertical	320	1.19	-
2457MHz	Pass	AV	2.456G	107.65	Inf	-Inf	3	Horizontal	102	1.75	-
2457MHz	Pass	AV	2.4835G	51.72	54.00	-2.28	3	Horizontal	102	1.75	-
2457MHz	Pass	PK	2.451G	118.04	Inf	-Inf	3	Horizontal	102	1.75	-
2457MHz	Pass	PK	2.4835G	67.48	74.00	-6.52	3	Horizontal	102	1.75	-

Mode	Result	Type	Freq (Hz)	Level (dBuV/m)	Limit (dBuV/m)	Margin (dB)	Dist (m)	Condition	Azimuth (°)	Height (m)	Comments
2462MHz	Pass	AV	2.457G	108.06	Inf	-Inf	3	Vertical	318	1.25	-
2462MHz	Pass	AV	2.4866G	52.92	54.00	-1.08	3	Vertical	318	1.25	-
2462MHz	Pass	PK	2.4572G	117.89	Inf	-Inf	3	Vertical	318	1.25	-
2462MHz	Pass	PK	2.4844G	68.09	74.00	-5.91	3	Vertical	318	1.25	-
2462MHz	Pass	AV	2.4588G	103.76	Inf	-Inf	3	Horizontal	99	1.87	-
2462MHz	Pass	AV	2.4835G	52.25	54.00	-1.75	3	Horizontal	99	1.87	-
2462MHz	Pass	PK	2.4588G	115.65	Inf	-Inf	3	Horizontal	99	1.87	-
2462MHz	Pass	PK	2.4842G	70.34	74.00	-3.66	3	Horizontal	99	1.87	-
2462MHz	Pass	AV	4.92392G	35.44	54.00	-18.56	3	Vertical	266	1.03	-
2462MHz	Pass	AV	7.38596G	43.64	54.00	-10.36	3	Vertical	255	1.39	-
2462MHz	Pass	PK	4.92708G	46.97	74.00	-27.03	3	Vertical	266	1.03	-
2462MHz	Pass	PK	7.38592G	52.95	74.00	-21.05	3	Vertical	255	1.39	-
2462MHz	Pass	AV	4.92394G	37.33	54.00	-16.67	3	Horizontal	223	1.95	-
2462MHz	Pass	AV	7.38596G	41.29	54.00	-12.71	3	Horizontal	140	1.34	-
2462MHz	Pass	PK	4.92398G	48.40	74.00	-25.60	3	Horizontal	223	1.95	-
2462MHz	Pass	PK	7.38592G	52.35	74.00	-21.65	3	Horizontal	140	1.34	-
802.11ax HEW40_Nss1,(MCS0)_4TX	-	-	-	-	-	-	-	-	-	-	-
2422MHz	Pass	AV	2.3892G	53.45	54.00	-0.55	3	Vertical	320	1.23	-
2422MHz	Pass	AV	2.4292G	101.98	Inf	-Inf	3	Vertical	320	1.23	-
2422MHz	Pass	AV	2.4852G	50.78	54.00	-3.22	3	Vertical	320	1.23	-
2422MHz	Pass	PK	2.3892G	64.18	74.00	-9.82	3	Vertical	320	1.23	-
2422MHz	Pass	PK	2.4144G	113.22	Inf	-Inf	3	Vertical	320	1.23	-
2422MHz	Pass	PK	2.4928G	62.18	74.00	-11.82	3	Vertical	320	1.23	-
2422MHz	Pass	AV	2.3892G	52.45	54.00	-1.55	3	Horizontal	90	1.70	-
2422MHz	Pass	AV	2.4112G	99.78	Inf	-Inf	3	Horizontal	90	1.70	-
2422MHz	Pass	AV	2.4844G	50.36	54.00	-3.64	3	Horizontal	90	1.70	-
2422MHz	Pass	PK	2.3836G	63.10	74.00	-10.90	3	Horizontal	90	1.70	-
2422MHz	Pass	PK	2.414G	109.89	Inf	-Inf	3	Horizontal	90	1.70	-
2422MHz	Pass	PK	2.488G	61.53	74.00	-12.47	3	Horizontal	90	1.70	-
2422MHz	Pass	AV	4.84382G	37.49	54.00	-16.51	3	Vertical	281	1.84	-
2422MHz	Pass	AV	7.266G	48.03	54.00	-5.97	3	Vertical	256	1.49	-
2422MHz	Pass	PK	4.84352G	46.90	74.00	-27.10	3	Vertical	281	1.84	-
2422MHz	Pass	PK	7.26618G	54.81	74.00	-19.19	3	Vertical	256	1.49	-
2422MHz	Pass	AV	4.8437G	37.72	54.00	-16.28	3	Horizontal	238	1.69	-
2422MHz	Pass	AV	7.266G	46.53	54.00	-7.47	3	Horizontal	219	2.26	-
2422MHz	Pass	PK	4.8437G	46.77	74.00	-27.23	3	Horizontal	238	1.69	-
2422MHz	Pass	PK	7.266G	53.95	74.00	-20.05	3	Horizontal	219	2.26	-
2427MHz	Pass	PK	2.389G	65.18	74.00	-8.82	3	Vertical	300	1.98	-
2427MHz	Pass	AV	2.3898G	53.45	54.00	-0.55	3	Vertical	300	1.98	-
2427MHz	Pass	PK	2.435G	113.14	Inf	-Inf	3	Vertical	300	1.98	-
2427MHz	Pass	AV	2.4202G	103.45	Inf	-Inf	3	Vertical	300	1.98	-
2427MHz	Pass	PK	2.497G	61.73	74.00	-12.27	3	Vertical	300	1.98	-
2427MHz	Pass	AV	2.4878G	51.16	54.00	-2.84	3	Vertical	300	1.98	-
2427MHz	Pass	AV	2.3898G	53.04	54.00	-0.96	3	Horizontal	104	1.83	-
2427MHz	Pass	AV	2.4346G	101.05	Inf	-Inf	3	Horizontal	104	1.83	-
2427MHz	Pass	AV	2.4854G	50.78	54.00	-3.22	3	Horizontal	104	1.83	-
2427MHz	Pass	PK	2.3898G	64.38	74.00	-9.62	3	Horizontal	104	1.83	-
2427MHz	Pass	PK	2.4346G	113.01	Inf	-Inf	3	Horizontal	104	1.83	-
2427MHz	Pass	PK	2.4878G	61.70	74.00	-12.30	3	Horizontal	104	1.83	-

Mode	Result	Type	Freq (Hz)	Level (dBuV/m)	Limit (dBuV/m)	Margin (dB)	Dist (m)	Condition	Azimuth (°)	Height (m)	Comments
2437MHz	Pass	AV	2.3874G	53.32	54.00	-0.68	3	Vertical	288	2.18	-
2437MHz	Pass	AV	2.433G	104.96	Inf	-Inf	3	Vertical	288	2.18	-
2437MHz	Pass	AV	2.4835G	53.36	54.00	-0.64	3	Vertical	288	2.18	-
2437MHz	Pass	PK	2.3882G	65.95	74.00	-8.05	3	Vertical	288	2.18	-
2437MHz	Pass	PK	2.4354G	115.22	Inf	-Inf	3	Vertical	288	2.18	-
2437MHz	Pass	PK	2.485G	64.96	74.00	-9.04	3	Vertical	288	2.18	-
2437MHz	Pass	AV	2.3886G	53.03	54.00	-0.97	3	Horizontal	99	1.80	-
2437MHz	Pass	AV	2.4438G	102.96	Inf	-Inf	3	Horizontal	99	1.80	-
2437MHz	Pass	AV	2.4838G	51.90	54.00	-2.10	3	Horizontal	99	1.80	-
2437MHz	Pass	PK	2.3886G	67.56	74.00	-6.44	3	Horizontal	99	1.80	-
2437MHz	Pass	PK	2.4482G	113.17	Inf	-Inf	3	Horizontal	99	1.80	-
2437MHz	Pass	PK	2.4846G	63.08	74.00	-10.92	3	Horizontal	99	1.80	-
2437MHz	Pass	AV	4.874G	36.71	54.00	-17.29	3	Vertical	265	1.93	-
2437MHz	Pass	AV	7.311G	46.13	54.00	-7.87	3	Vertical	257	1.50	-
2437MHz	Pass	PK	4.87478G	46.94	74.00	-27.06	3	Vertical	265	1.93	-
2437MHz	Pass	PK	7.31094G	54.07	74.00	-19.93	3	Vertical	257	1.50	-
2437MHz	Pass	AV	4.874G	37.65	54.00	-16.35	3	Horizontal	224	2.42	-
2437MHz	Pass	AV	7.311G	44.12	54.00	-9.88	3	Horizontal	68	1.01	-
2437MHz	Pass	PK	4.8719G	47.14	74.00	-26.86	3	Horizontal	224	2.42	-
2437MHz	Pass	PK	7.31112G	53.48	74.00	-20.52	3	Horizontal	68	1.01	-
2447MHz	Pass	AV	2.3854G	50.59	54.00	-3.41	3	Vertical	298	1.01	-
2447MHz	Pass	AV	2.4402G	103.26	Inf	-Inf	3	Vertical	298	1.01	-
2447MHz	Pass	AV	2.4854G	53.38	54.00	-0.62	3	Vertical	298	1.01	-
2447MHz	Pass	PK	2.3686G	61.43	74.00	-12.57	3	Vertical	298	1.01	-
2447MHz	Pass	PK	2.4406G	113.18	Inf	-Inf	3	Vertical	298	1.01	-
2447MHz	Pass	PK	2.485G	63.83	74.00	-10.17	3	Vertical	298	1.01	-
2447MHz	Pass	AV	2.3714G	50.30	54.00	-3.70	3	Horizontal	92	1.47	-
2447MHz	Pass	AV	2.4402G	100.23	Inf	-Inf	3	Horizontal	92	1.47	-
2447MHz	Pass	AV	2.485G	51.73	54.00	-2.27	3	Horizontal	92	1.47	-
2447MHz	Pass	PK	2.3746G	61.71	74.00	-12.29	3	Horizontal	92	1.47	-
2447MHz	Pass	PK	2.455G	110.07	Inf	-Inf	3	Horizontal	92	1.47	-
2447MHz	Pass	PK	2.4878G	62.36	74.00	-11.64	3	Horizontal	92	1.47	-
2452MHz	Pass	AV	2.36G	50.17	54.00	-3.83	3	Vertical	320	1.19	-
2452MHz	Pass	AV	2.4568G	102.01	Inf	-Inf	3	Vertical	320	1.19	-
2452MHz	Pass	AV	2.4864G	53.08	54.00	-0.92	3	Vertical	320	1.19	-
2452MHz	Pass	PK	2.3564G	61.58	74.00	-12.42	3	Vertical	320	1.19	-
2452MHz	Pass	PK	2.4368G	112.38	Inf	-Inf	3	Vertical	320	1.19	-
2452MHz	Pass	PK	2.4892G	63.21	74.00	-10.79	3	Vertical	320	1.19	-
2452MHz	Pass	AV	2.352G	50.04	54.00	-3.96	3	Horizontal	100	1.75	-
2452MHz	Pass	AV	2.4536G	99.10	Inf	-Inf	3	Horizontal	100	1.75	-
2452MHz	Pass	AV	2.4835G	52.08	54.00	-1.92	3	Horizontal	100	1.75	-
2452MHz	Pass	PK	2.3684G	60.98	74.00	-13.02	3	Horizontal	100	1.75	-
2452MHz	Pass	PK	2.4632G	109.48	Inf	-Inf	3	Horizontal	100	1.75	-
2452MHz	Pass	PK	2.4835G	62.30	74.00	-11.70	3	Horizontal	100	1.75	-
2452MHz	Pass	AV	4.90478G	35.34	54.00	-18.66	3	Vertical	343	1.50	-
2452MHz	Pass	AV	7.35612G	45.49	54.00	-8.51	3	Vertical	256	1.42	-
2452MHz	Pass	PK	4.89596G	47.35	74.00	-26.65	3	Vertical	343	1.50	-
2452MHz	Pass	PK	7.35576G	53.63	74.00	-20.37	3	Vertical	256	1.42	-
2452MHz	Pass	AV	4.90392G	37.63	54.00	-16.37	3	Horizontal	221	1.97	-

Mode	Result	Type	Freq (Hz)	Level (dBuV/m)	Limit (dBuV/m)	Margin (dB)	Dist (m)	Condition	Azimuth (°)	Height (m)	Comments
2452MHz	Pass	AV	7.35594G	43.11	54.00	-10.89	3	Horizontal	42	2.20	-
2452MHz	Pass	PK	4.90396G	47.44	74.00	-26.56	3	Horizontal	221	1.97	-
2452MHz	Pass	PK	7.34808G	53.28	74.00	-20.72	3	Horizontal	42	2.20	-

802.11b_Nss1,(1Mbps)_4TX

2412MHz_TX

15/07/2020

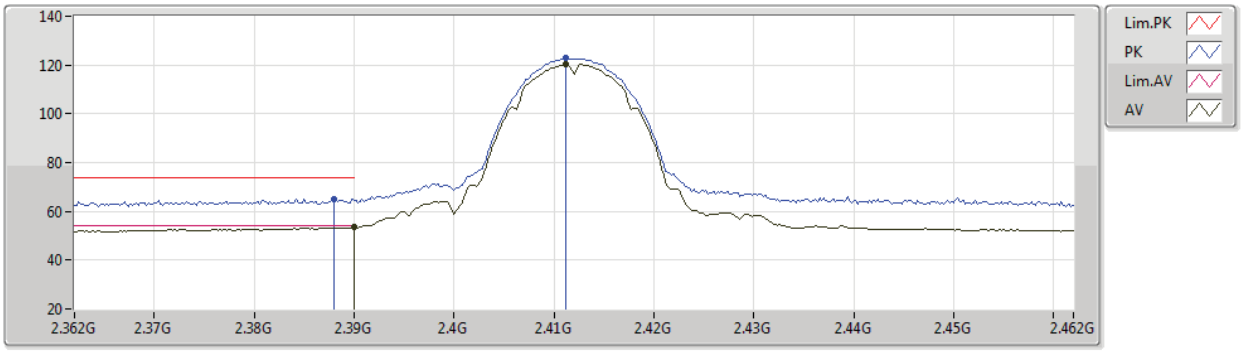

Type	Freq	Level	Limit	Margin	Factor	Dist	Condition	Azimuth	Height	Comment	Raw	AF	CL	PA
	(Hz)	(dBuV/m)	(dBuV/m)	(dB)	(dB)	(m)		(°)	(m)		(dBuV)	(dB)	(dB)	(dB)
AV	2.39G	53.44	54.00	-0.56	32.91	3	Vertical	335	1.50	-	20.53	27.62	5.29	-
AV	2.4112G	120.32	Inf	-Inf	32.89	3	Vertical	335	1.50	-	87.43	27.58	5.31	-
PK	2.388G	65.18	74.00	-8.82	32.90	3	Vertical	335	1.50	-	32.28	27.62	5.28	-
PK	2.4112G	122.78	Inf	-Inf	32.89	3	Vertical	335	1.50	-	89.89	27.58	5.31	-

802.11b_Nss1,(1Mbps)_4TX

2412MHz_TX

15/07/2020

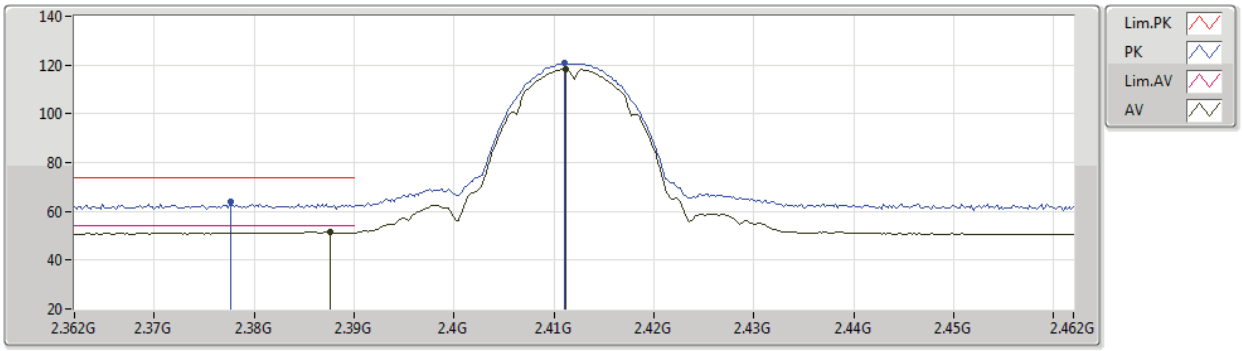

Type	Freq	Level	Limit	Margin	Factor	Dist	Condition	Azimuth	Height	Comment	Raw	AF	CL	PA
	(Hz)	(dBuV/m)	(dBuV/m)	(dB)	(dB)	(m)		(°)	(m)		(dBuV)	(dB)	(dB)	(dB)
AV	2.3876G	51.59	54.00	-2.41	32.90	3	Horizontal	235	1.43	-	18.69	27.62	5.28	-
AV	2.4112G	118.40	Inf	-Inf	32.89	3	Horizontal	235	1.43	-	85.51	27.58	5.31	-
PK	2.3776G	63.89	74.00	-10.11	32.91	3	Horizontal	235	1.43	-	30.98	27.64	5.27	-
PK	2.411G	120.82	Inf	-Inf	32.89	3	Horizontal	235	1.43	-	87.93	27.58	5.31	-

802.11b_Nss1,(1Mbps)_4TX

2412MHz_TX

15/07/2020

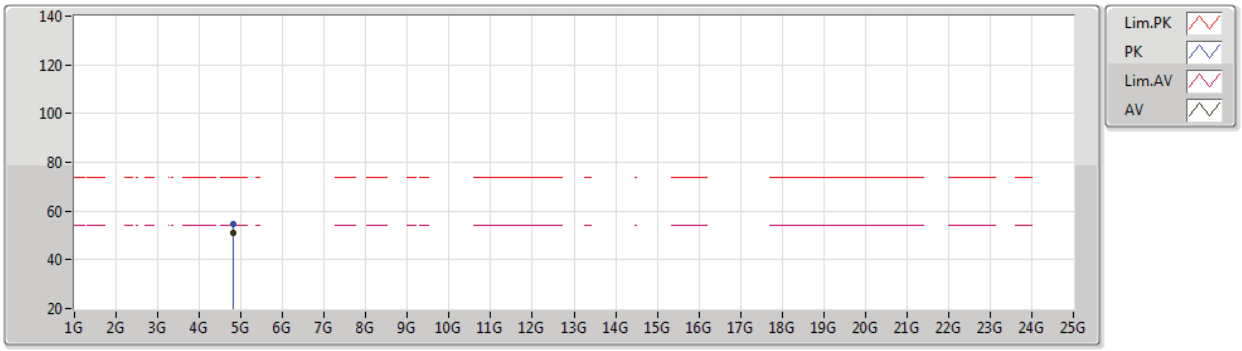

Type	Freq	Level	Limit	Margin	Factor	Dist	Condition	Azimuth	Height	Comment	Raw	AF	CL	PA
	(Hz)	(dBuV/m)	(dBuV/m)	(dB)	(dB)	(m)		(°)	(m)		(dBuV)	(dB)	(dB)	(dB)
AV	4.82398G	51.00	54.00	-3.00	8.81	3	Vertical	266	2.04	-	42.19	31.10	7.11	29.40
PK	4.824G	54.47	74.00	-19.53	8.81	3	Vertical	266	2.04	-	45.66	31.10	7.11	29.40

802.11b_Nss1,(1Mbps)_4TX

2412MHz_TX

15/07/2020

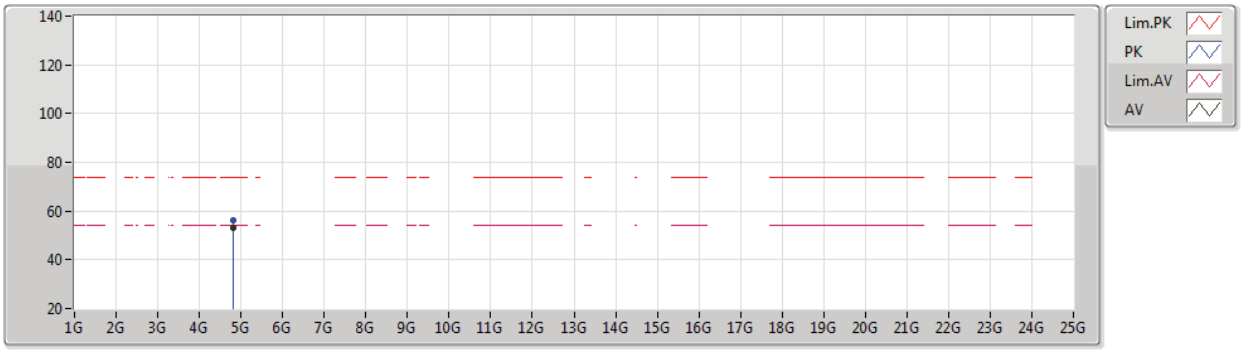

Type	Freq	Level	Limit	Margin	Factor	Dist	Condition	Azimuth	Height	Comment	Raw	AF	CL	PA
	(Hz)	(dBuV/m)	(dBuV/m)	(dB)	(dB)	(m)		(°)	(m)		(dBuV)	(dB)	(dB)	(dB)
AV	4.824G	53.16	54.00	-0.84	8.81	3	Horizontal	227	2.54	-	44.35	31.10	7.11	29.40
PK	4.82398G	56.20	74.00	-17.80	8.81	3	Horizontal	227	2.54	-	47.39	31.10	7.11	29.40

802.11b_Nss1,(1Mbps)_4TX

2417MHz_TX

16/07/2020

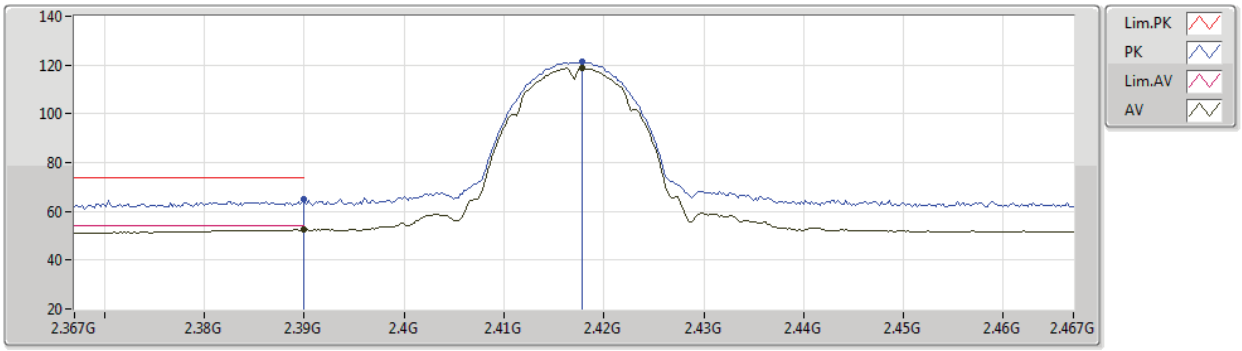

Type	Freq	Level	Limit	Margin	Factor	Dist	Condition	Azimuth	Height	Comment	Raw	AF	CL	PA
	(Hz)	(dBuV/m)	(dBuV/m)	(dB)	(dB)	(m)		(°)	(m)		(dBuV)	(dB)	(dB)	(dB)
AV	2.39G	52.41	54.00	-1.59	32.91	3	Vertical	300	1.73	-	19.50	27.62	5.29	-
AV	2.4178G	118.86	Inf	-Inf	32.88	3	Vertical	300	1.73	-	85.98	27.56	5.32	-
PK	2.39G	65.05	74.00	-8.95	32.91	3	Vertical	300	1.73	-	32.14	27.62	5.29	-
PK	2.4178G	121.20	Inf	-Inf	32.88	3	Vertical	300	1.73	-	88.32	27.56	5.32	-

802.11b_Nss1,(1Mbps)_4TX

2417MHz_TX

16/07/2020

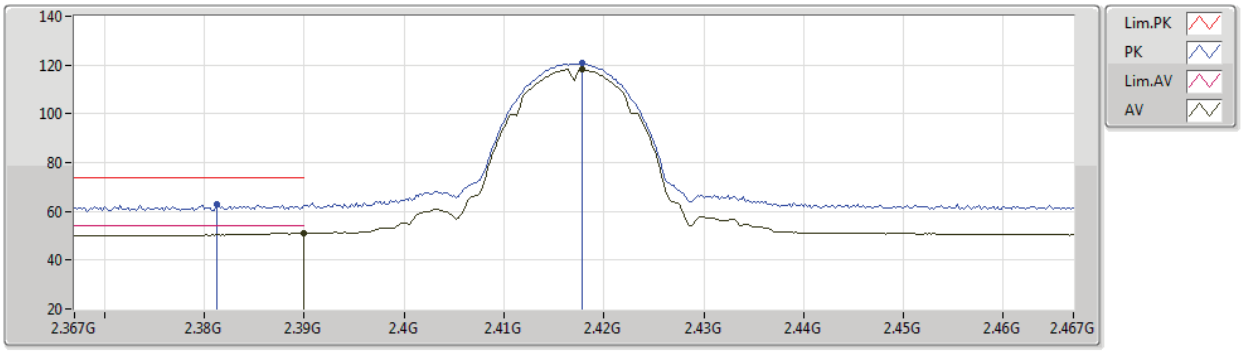

Type	Freq	Level	Limit	Margin	Factor	Dist	Condition	Azimuth	Height	Comment	Raw	AF	CL	PA
	(Hz)	(dBuV/m)	(dBuV/m)	(dB)	(dB)	(m)		(°)	(m)		(dBuV)	(dB)	(dB)	(dB)
AV	2.39G	51.25	54.00	-2.75	32.91	3	Horizontal	102	1.62	-	18.34	27.62	5.29	-
AV	2.4178G	118.28	Inf	-Inf	32.88	3	Horizontal	102	1.62	-	85.40	27.56	5.32	-
PK	2.3812G	62.77	74.00	-11.23	32.91	3	Horizontal	102	1.62	-	29.86	27.64	5.27	-
PK	2.4178G	120.61	Inf	-Inf	32.88	3	Horizontal	102	1.62	-	87.73	27.56	5.32	-

802.11b_Nss1,(1Mbps)_4TX

2417MHz_TX

16/07/2020

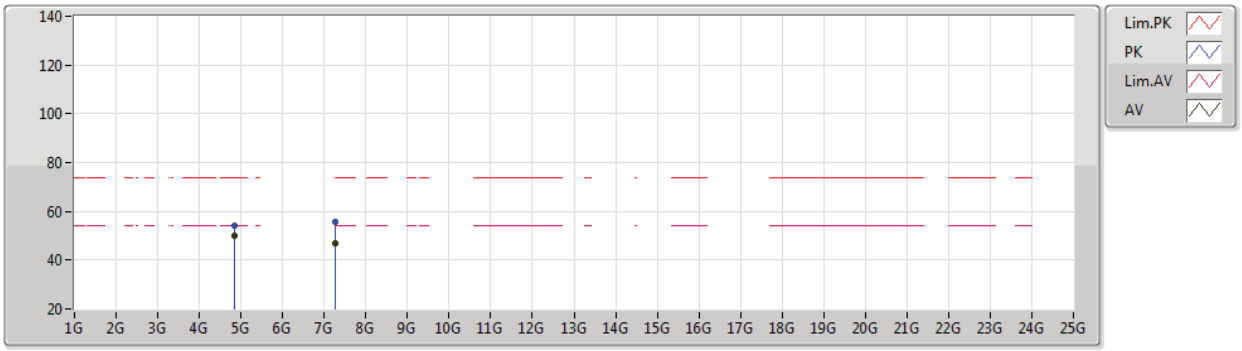

Type	Freq	Level	Limit	Margin	Factor	Dist	Condition	Azimuth	Height	Comment	Raw	AF	CL	PA
	(Hz)	(dBuV/m)	(dBuV/m)	(dB)	(dB)	(m)		(°)	(m)		(dBuV)	(dB)	(dB)	(dB)
AV	4.83403G	50.16	54.00	-3.84	8.82	3	Vertical	264	2.20	-	41.34	31.10	7.12	29.40
AV	7.25101G	47.06	54.00	-6.94	14.29	3	Vertical	246	1.02	-	32.77	36.30	8.30	30.31
PK	4.83396G	53.99	74.00	-20.01	8.82	3	Vertical	264	2.20	-	45.17	31.10	7.12	29.40
PK	7.25105G	55.47	74.00	-18.53	14.29	3	Vertical	246	1.02	-	41.18	36.30	8.30	30.31

802.11b_Nss1,(1Mbps)_4TX

2417MHz_TX

16/07/2020

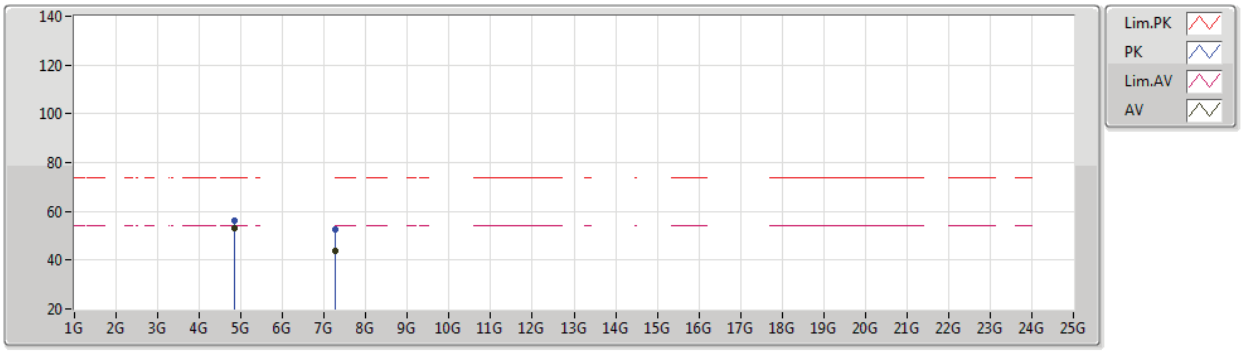

Type	Freq	Level	Limit	Margin	Factor	Dist	Condition	Azimuth	Height	Comment	Raw	AF	CL	PA
	(Hz)	(dBuV/m)	(dBuV/m)	(dB)	(dB)	(m)		(°)	(m)		(dBuV)	(dB)	(dB)	(dB)
AV	4.83398G	53.13	54.00	-0.87	8.82	3	Horizontal	225	2.56	-	44.31	31.10	7.12	29.40
AV	7.25094G	43.74	54.00	-10.26	14.29	3	Horizontal	360	1.90	-	29.45	36.30	8.30	30.31
PK	4.83398G	56.10	74.00	-17.90	8.82	3	Horizontal	225	2.56	-	47.28	31.10	7.12	29.40
PK	7.251G	52.62	74.00	-21.38	14.29	3	Horizontal	360	1.90	-	38.33	36.30	8.30	30.31

802.11b_Nss1,(1Mbps)_4TX

2437MHz_TX

15/07/2020

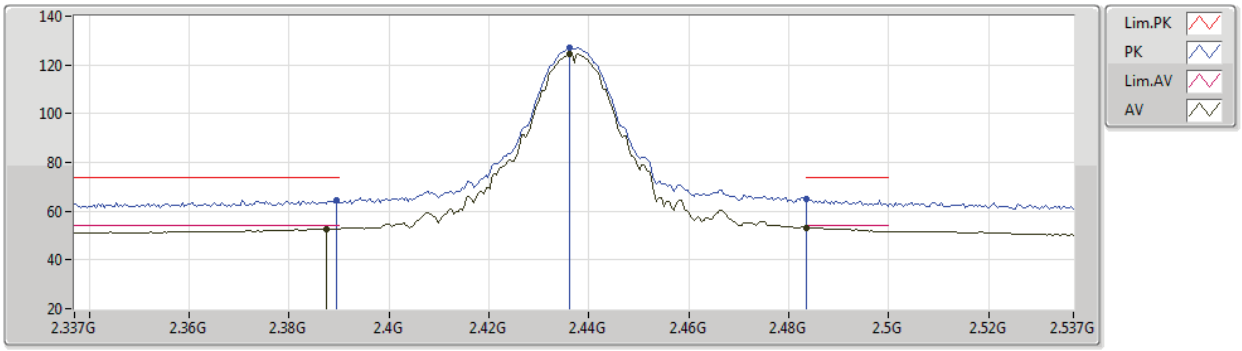

Type	Freq	Level	Limit	Margin	Factor	Dist	Condition	Azimuth	Height	Comment	Raw	AF	CL	PA
	(Hz)	(dBuV/m)	(dBuV/m)	(dB)	(dB)	(m)		(°)	(m)		(dBuV)	(dB)	(dB)	(dB)
AV	2.3874G	52.71	54.00	-1.29	32.91	3	Vertical	304	1.48	-	19.80	27.63	5.28	-
AV	2.4362G	124.53	Inf	-Inf	32.87	3	Vertical	304	1.48	-	91.66	27.53	5.34	-
AV	2.4835G	53.17	54.00	-0.83	32.81	3	Vertical	304	1.48	-	20.36	27.43	5.38	-
PK	2.3894G	64.29	74.00	-9.71	32.90	3	Vertical	304	1.48	-	31.39	27.62	5.28	-
PK	2.4362G	126.88	Inf	-Inf	32.87	3	Vertical	304	1.48	-	94.01	27.53	5.34	-
PK	2.4835G	64.78	74.00	-9.22	32.81	3	Vertical	304	1.48	-	31.97	27.43	5.38	-

802.11b_Nss1,(1Mbps)_4TX

2437MHz_TX

15/07/2020

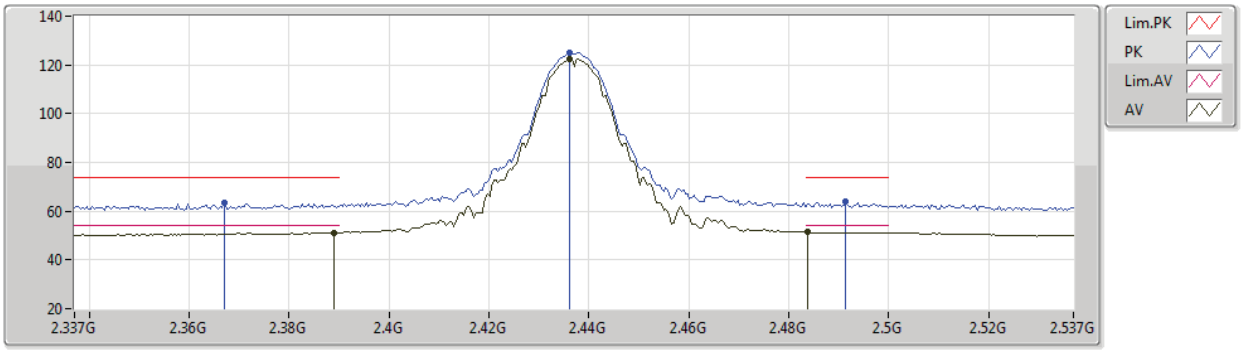

Type	Freq	Level	Limit	Margin	Factor	Dist	Condition	Azimuth	Height	Comment	Raw	AF	CL	PA
	(Hz)	(dBuV/m)	(dBuV/m)	(dB)	(dB)	(m)		(°)	(m)		(dBuV)	(dB)	(dB)	(dB)
AV	2.389G	51.24	54.00	-2.76	32.90	3	Horizontal	101	1.56	-	18.34	27.62	5.28	-
AV	2.4362G	122.46	Inf	-Inf	32.87	3	Horizontal	101	1.56	-	89.59	27.53	5.34	-
AV	2.4838G	51.46	54.00	-2.54	32.81	3	Horizontal	101	1.56	-	18.65	27.43	5.38	-
PK	2.367G	63.24	74.00	-10.76	32.92	3	Horizontal	101	1.56	-	30.32	27.67	5.25	-
PK	2.4362G	124.97	Inf	-Inf	32.87	3	Horizontal	101	1.56	-	92.10	27.53	5.34	-
PK	2.4914G	63.83	74.00	-10.17	32.81	3	Horizontal	101	1.56	-	31.02	27.42	5.39	-

802.11b_Nss1,(1Mbps)_4TX

2437MHz_TX

15/07/2020

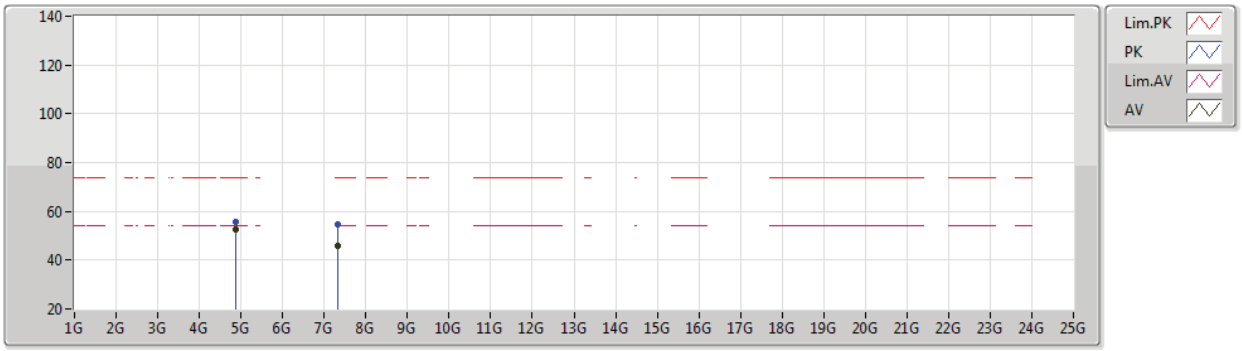

Type	Freq	Level	Limit	Margin	Factor	Dist	Condition	Azimuth	Height	Comment	Raw	AF	CL	PA
	(Hz)	(dBuV/m)	(dBuV/m)	(dB)	(dB)	(m)		(°)	(m)		(dBuV)	(dB)	(dB)	(dB)
AV	4.87406G	52.49	54.00	-1.51	8.86	3	Vertical	266	1.92	-	43.63	31.10	7.14	29.38
AV	7.31108G	45.88	54.00	-8.12	14.26	3	Vertical	264	2.02	-	31.62	36.32	8.30	30.36
PK	4.87412G	55.49	74.00	-18.51	8.86	3	Vertical	266	1.92	-	46.63	31.10	7.14	29.38
PK	7.31092G	54.91	74.00	-19.09	14.26	3	Vertical	264	2.02	-	40.65	36.32	8.30	30.36

802.11b_Nss1,(1Mbps)_4TX

2437MHz_TX

15/07/2020

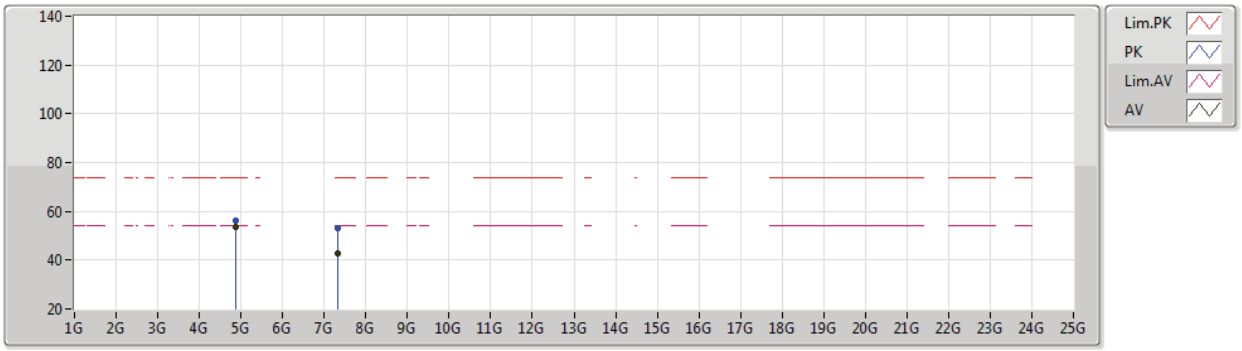

Type	Freq	Level	Limit	Margin	Factor	Dist	Condition	Azimuth	Height	Comment	Raw	AF	CL	PA
	(Hz)	(dBuV/m)	(dBuV/m)	(dB)	(dB)	(m)		(°)	(m)		(dBuV)	(dB)	(dB)	(dB)
AV	4.87404G	53.40	54.00	-0.60	8.86	3	Horizontal	225	2.11	-	44.54	31.10	7.14	29.38
AV	7.311G	42.63	54.00	-11.37	14.26	3	Horizontal	304	1.65	-	28.37	36.32	8.30	30.36
PK	4.87408G	56.43	74.00	-17.57	8.86	3	Horizontal	225	2.11	-	47.57	31.10	7.14	29.38
PK	7.31112G	53.26	74.00	-20.74	14.26	3	Horizontal	304	1.65	-	39.00	36.32	8.30	30.36

802.11b_Nss1,(1Mbps)_4TX

2457MHz_TX

15/07/2020

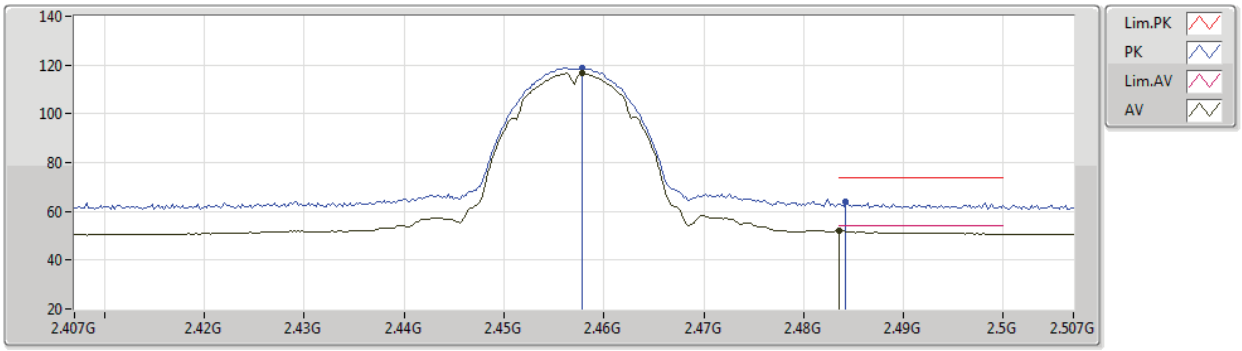

Type	Freq	Level	Limit	Margin	Factor	Dist	Condition	Azimuth	Height	Comment	Raw	AF	CL	PA
	(Hz)	(dBuV/m)	(dBuV/m)	(dB)	(dB)	(m)		(°)	(m)		(dBuV)	(dB)	(dB)	(dB)
AV	2.4578G	116.51	Inf	-Inf	32.84	3	Vertical	13	1.50	-	83.67	27.48	5.36	-
AV	2.4836G	51.83	54.00	-2.17	32.81	3	Vertical	13	1.50	-	19.02	27.43	5.38	-
PK	2.4578G	118.85	Inf	-Inf	32.84	3	Vertical	13	1.50	-	86.01	27.48	5.36	-
PK	2.4842G	63.75	74.00	-10.25	32.81	3	Vertical	13	1.50	-	30.94	27.43	5.38	-

802.11b_Nss1,(1Mbps)_4TX

2457MHz_TX

15/07/2020

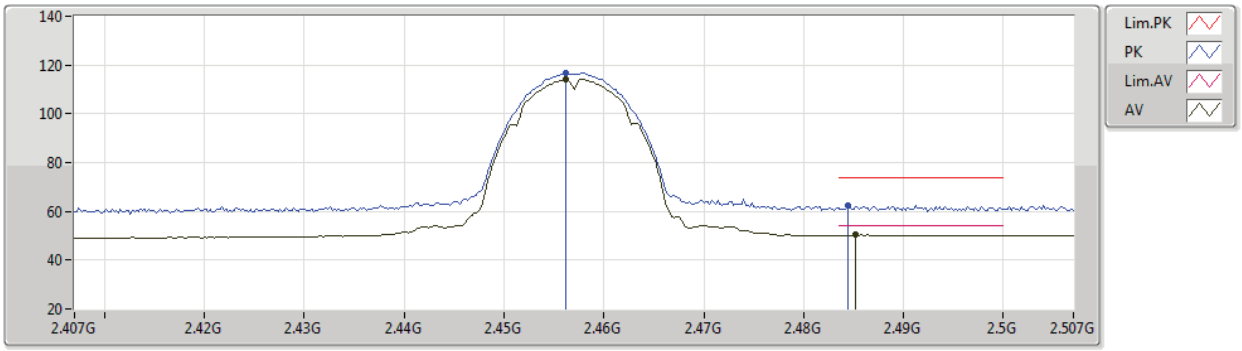

Type	Freq	Level	Limit	Margin	Factor	Dist	Condition	Azimuth	Height	Comment	Raw	AF	CL	PA
	(Hz)	(dBuV/m)	(dBuV/m)	(dB)	(dB)	(m)		(°)	(m)		(dBuV)	(dB)	(dB)	(dB)
AV	2.4562G	114.17	Inf	-Inf	32.85	3	Horizontal	317	1.93	-	81.32	27.49	5.36	-
AV	2.4852G	50.27	54.00	-3.73	32.82	3	Horizontal	317	1.93	-	17.45	27.43	5.39	-
PK	2.4562G	116.62	Inf	-Inf	32.85	3	Horizontal	317	1.93	-	83.77	27.49	5.36	-
PK	2.4844G	62.42	74.00	-11.58	32.81	3	Horizontal	317	1.93	-	29.61	27.43	5.38	-

802.11b_Nss1,(1Mbps)_4TX

2457MHz_TX

15/07/2020

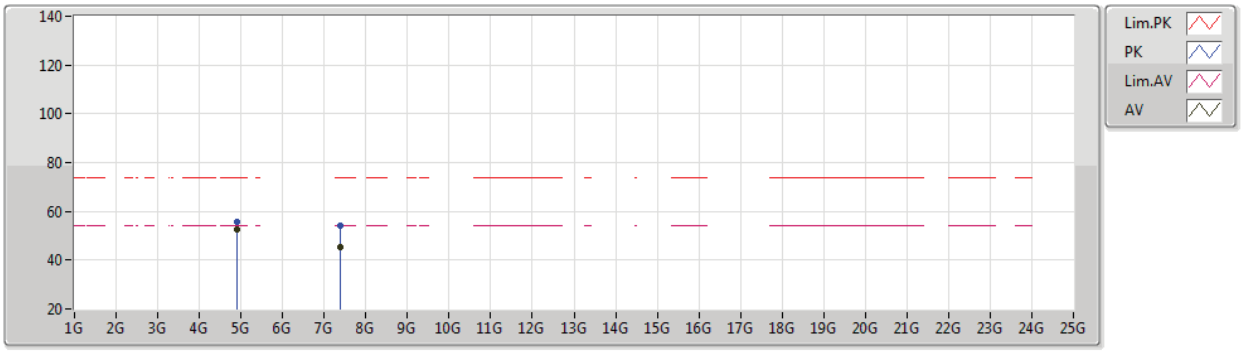

Type	Freq	Level	Limit	Margin	Factor	Dist	Condition	Azimuth	Height	Comment	Raw	AF	CL	PA
	(Hz)	(dBuV/m)	(dBuV/m)	(dB)	(dB)	(m)		(°)	(m)		(dBuV)	(dB)	(dB)	(dB)
AV	4.91404G	52.36	54.00	-1.64	8.93	3	Vertical	265	1.98	-	43.43	31.13	7.16	29.36
AV	7.37104G	45.48	54.00	-8.52	14.12	3	Vertical	265	1.95	-	31.36	36.23	8.30	30.41
PK	4.91406G	55.62	74.00	-18.38	8.93	3	Vertical	265	1.98	-	46.69	31.13	7.16	29.36
PK	7.3709G	54.17	74.00	-19.83	14.12	3	Vertical	265	1.95	-	40.05	36.23	8.30	30.41

802.11b_Nss1,(1Mbps)_4TX

2457MHz_TX

15/07/2020

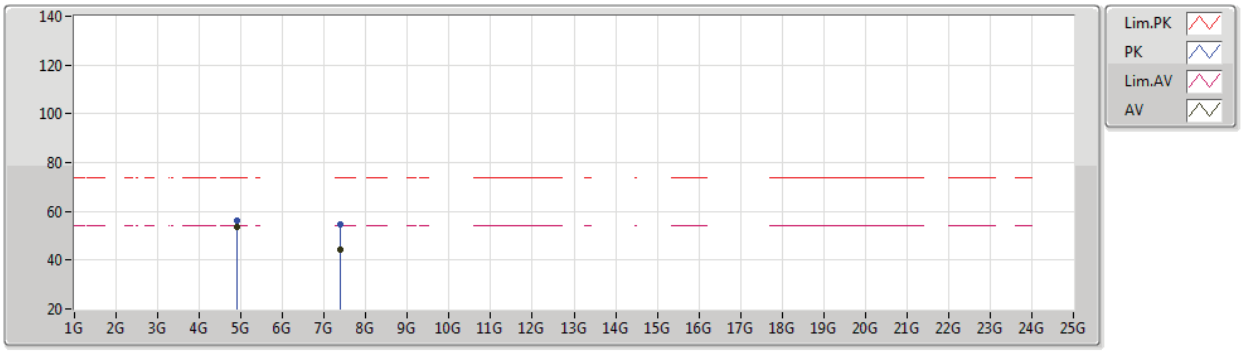

Type	Freq	Level	Limit	Margin	Factor	Dist	Condition	Azimuth	Height	Comment	Raw	AF	CL	PA
	(Hz)	(dBuV/m)	(dBuV/m)	(dB)	(dB)	(m)		(°)	(m)		(dBuV)	(dB)	(dB)	(dB)
AV	4.914G	53.42	54.00	-0.58	8.93	3	Horizontal	225	2.70	-	44.49	31.13	7.16	29.36
AV	7.37094G	44.30	54.00	-9.70	14.12	3	Horizontal	291	1.01	-	30.18	36.23	8.30	30.41
PK	4.91405G	56.42	74.00	-17.58	8.93	3	Horizontal	225	2.70	-	47.49	31.13	7.16	29.36
PK	7.37118G	54.42	74.00	-19.58	14.12	3	Horizontal	291	1.01	-	40.30	36.23	8.30	30.41

802.11b_Nss1,(1Mbps)_4TX

2462MHz_TX

15/07/2020

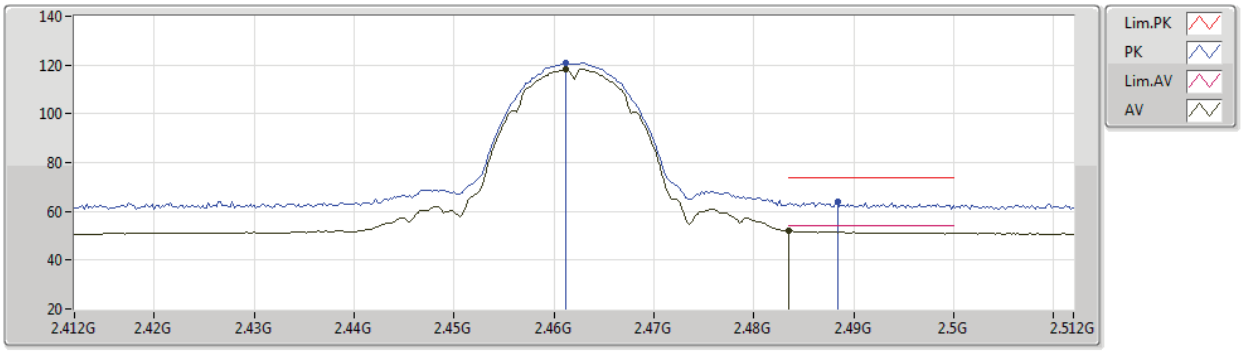

Type	Freq	Level	Limit	Margin	Factor	Dist	Condition	Azimuth	Height	Comment	Raw	AF	CL	PA
	(Hz)	(dBuV/m)	(dBuV/m)	(dB)	(dB)	(m)		(°)	(m)		(dBuV)	(dB)	(dB)	(dB)
AV	2.4612G	118.32	Inf	-Inf	32.84	3	Vertical	34	2.30	-	85.48	27.48	5.36	-
AV	2.4835G	52.01	54.00	-1.99	32.81	3	Vertical	34	2.30	-	19.20	27.43	5.38	-
PK	2.4612G	120.70	Inf	-Inf	32.84	3	Vertical	34	2.30	-	87.86	27.48	5.36	-
PK	2.4884G	63.74	74.00	-10.26	32.81	3	Vertical	34	2.30	-	30.93	27.42	5.39	-

802.11b_Nss1,(1Mbps)_4TX

2462MHz_TX

15/07/2020

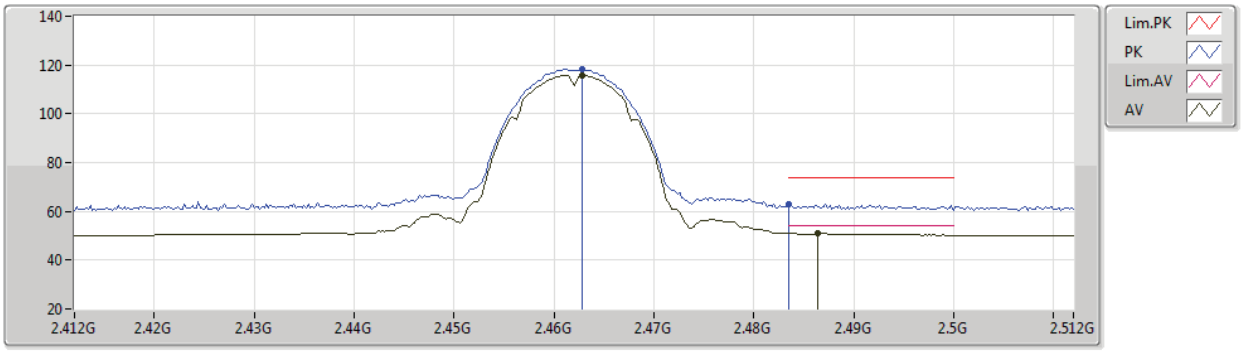

Type	Freq	Level	Limit	Margin	Factor	Dist	Condition	Azimuth	Height	Comment	Raw	AF	CL	PA
	(Hz)	(dBuV/m)	(dBuV/m)	(dB)	(dB)	(m)		(°)	(m)		(dBuV)	(dB)	(dB)	(dB)
AV	2.4628G	115.88	Inf	-Inf	32.83	3	Horizontal	105	2.17	-	83.05	27.47	5.36	-
AV	2.4864G	50.89	54.00	-3.11	32.82	3	Horizontal	105	2.17	-	18.07	27.43	5.39	-
PK	2.4628G	118.26	Inf	-Inf	32.83	3	Horizontal	105	2.17	-	85.43	27.47	5.36	-
PK	2.4835G	62.78	74.00	-11.22	32.81	3	Horizontal	105	2.17	-	29.97	27.43	5.38	-

802.11b_Nss1,(1Mbps)_4TX

2462MHz_TX

15/07/2020

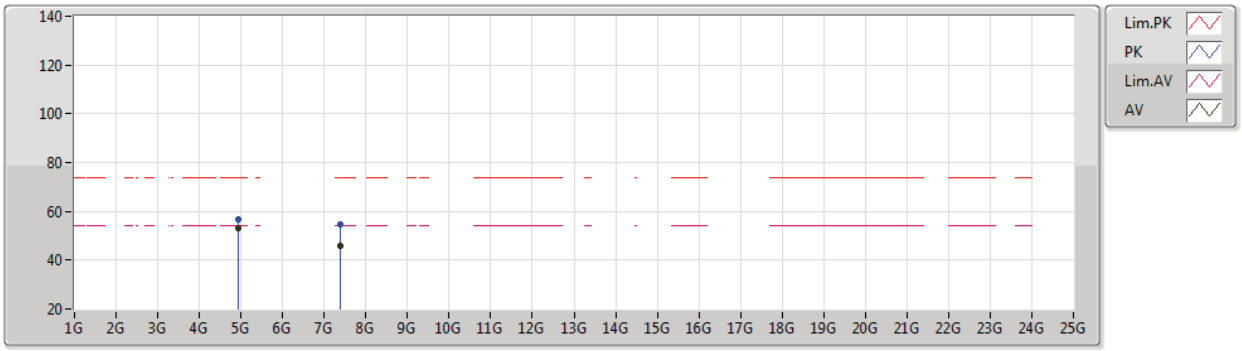

Type	Freq	Level	Limit	Margin	Factor	Dist	Condition	Azimuth	Height	Comment	Raw	AF	CL	PA
	(Hz)	(dBuV/m)	(dBuV/m)	(dB)	(dB)	(m)		(°)	(m)		(dBuV)	(dB)	(dB)	(dB)
AV	4.92406G	53.34	54.00	-0.66	8.96	3	Vertical	265	1.88	-	44.38	31.15	7.16	29.35
AV	7.38598G	45.78	54.00	-8.22	13.99	3	Vertical	264	1.97	-	31.79	36.11	8.30	30.42
PK	4.92398G	56.57	74.00	-17.43	8.96	3	Vertical	265	1.88	-	47.61	31.15	7.16	29.35
PK	7.38582G	54.47	74.00	-19.53	13.99	3	Vertical	264	1.97	-	40.48	36.11	8.30	30.42

802.11b_Nss1,(1Mbps)_4TX

2462MHz_TX

15/07/2020

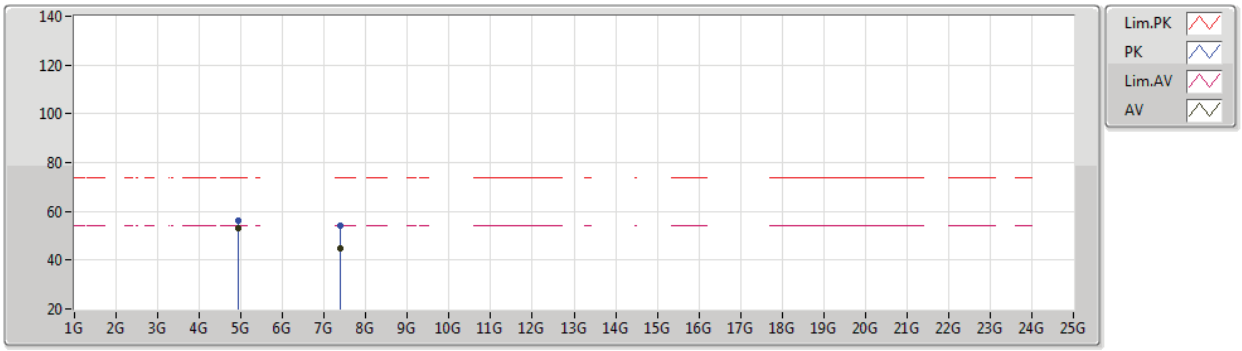

Type	Freq	Level	Limit	Margin	Factor	Dist	Condition	Azimuth	Height	Comment	Raw	AF	CL	PA
	(Hz)	(dBuV/m)	(dBuV/m)	(dB)	(dB)	(m)		(°)	(m)		(dBuV)	(dB)	(dB)	(dB)
AV	4.924G	53.18	54.00	-0.82	8.96	3	Horizontal	224	2.66	-	44.22	31.15	7.16	29.35
AV	7.386G	44.85	54.00	-9.15	13.99	3	Horizontal	316	2.02	-	30.86	36.11	8.30	30.42
PK	4.92406G	56.13	74.00	-17.87	8.96	3	Horizontal	224	2.66	-	47.17	31.15	7.16	29.35
PK	7.38611G	53.96	74.00	-20.04	13.99	3	Horizontal	316	2.02	-	39.97	36.11	8.30	30.42

802.11g_Nss1,(6Mbps)_4TX

2412MHz_TX

16/07/2020

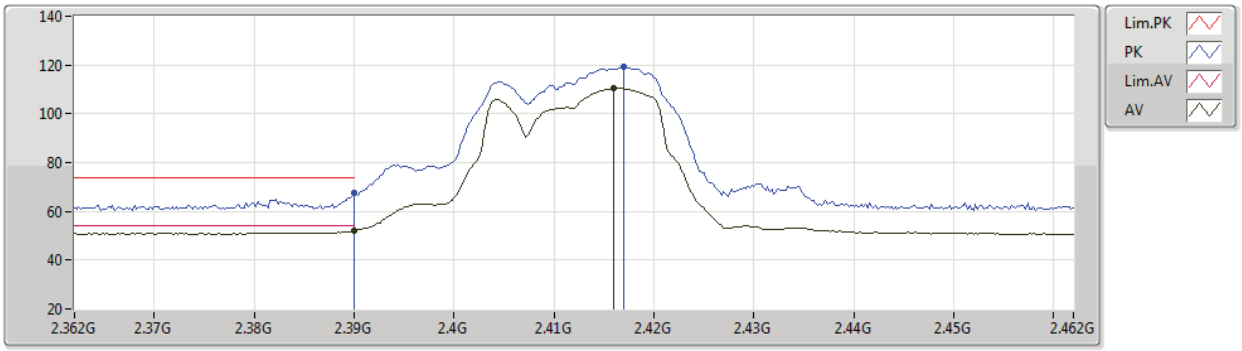

Type	Freq	Level	Limit	Margin	Factor	Dist	Condition	Azimuth	Height	Comment	Raw	AF	CL	PA
	(Hz)	(dBuV/m)	(dBuV/m)	(dB)	(dB)	(m)		(°)	(m)		(dBuV)	(dB)	(dB)	(dB)
AV	2.39G	52.10	54.00	-1.90	32.91	3	Vertical	253	1.87	-	19.19	27.62	5.29	-
AV	2.416G	110.70	Inf	-Inf	32.89	3	Vertical	253	1.87	-	77.81	27.57	5.32	-
PK	2.39G	67.81	74.00	-6.19	32.91	3	Vertical	253	1.87	-	34.90	27.62	5.29	-
PK	2.417G	119.35	Inf	-Inf	32.89	3	Vertical	253	1.87	-	86.46	27.57	5.32	-

802.11g_Nss1,(6Mbps)_4TX

2412MHz_TX

16/07/2020

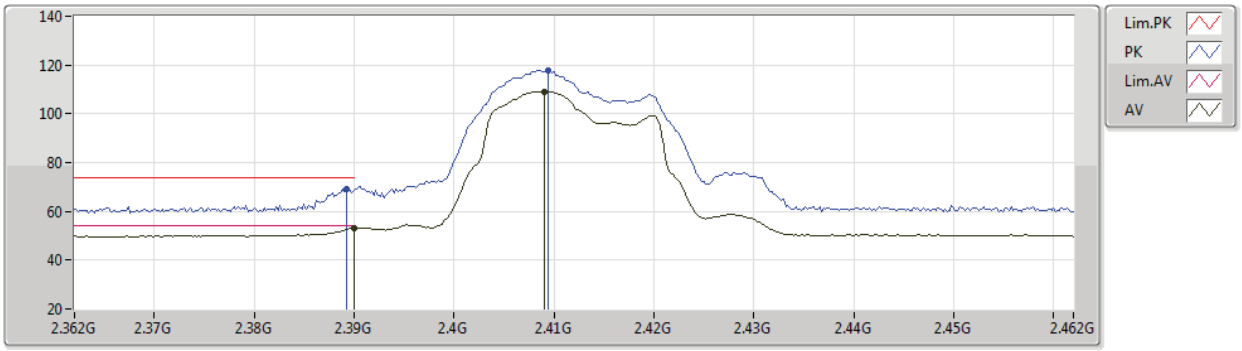

Type	Freq	Level	Limit	Margin	Factor	Dist	Condition	Azimuth	Height	Comment	Raw	AF	CL	PA
	(Hz)	(dBuV/m)	(dBuV/m)	(dB)	(dB)	(m)		(°)	(m)		(dBuV)	(dB)	(dB)	(dB)
AV	2.39G	53.01	54.00	-0.99	32.91	3	Horizontal	125	1.42	-	20.10	27.62	5.29	-
AV	2.409G	109.18	Inf	-Inf	32.89	3	Horizontal	125	1.42	-	76.29	27.58	5.31	-
PK	2.3892G	69.27	74.00	-4.73	32.90	3	Horizontal	125	1.42	-	36.37	27.62	5.28	-
PK	2.4094G	117.57	Inf	-Inf	32.89	3	Horizontal	125	1.42	-	84.68	27.58	5.31	-

802.11g_Nss1,(6Mbps)_4TX

2412MHz_TX

16/07/2020

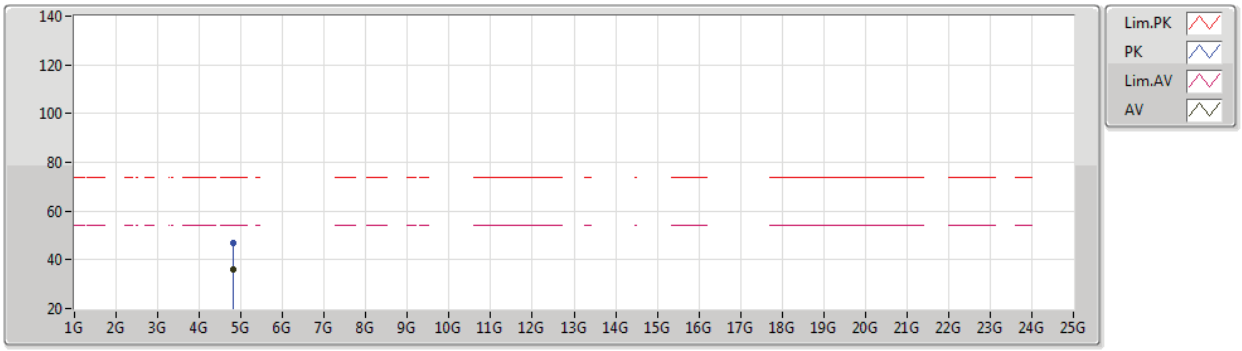

Type	Freq	Level	Limit	Margin	Factor	Dist	Condition	Azimuth	Height	Comment	Raw	AF	CL	PA
	(Hz)	(dBuV/m)	(dBuV/m)	(dB)	(dB)	(m)		(°)	(m)		(dBuV)	(dB)	(dB)	(dB)
AV	4.82388G	35.91	54.00	-18.09	8.81	3	Vertical	269	1.74	-	27.10	31.10	7.11	29.40
PK	4.8216G	47.02	74.00	-26.98	8.81	3	Vertical	269	1.74	-	38.21	31.10	7.11	29.40

802.11g_Nss1,(6Mbps)_4TX

2412MHz_TX

16/07/2020

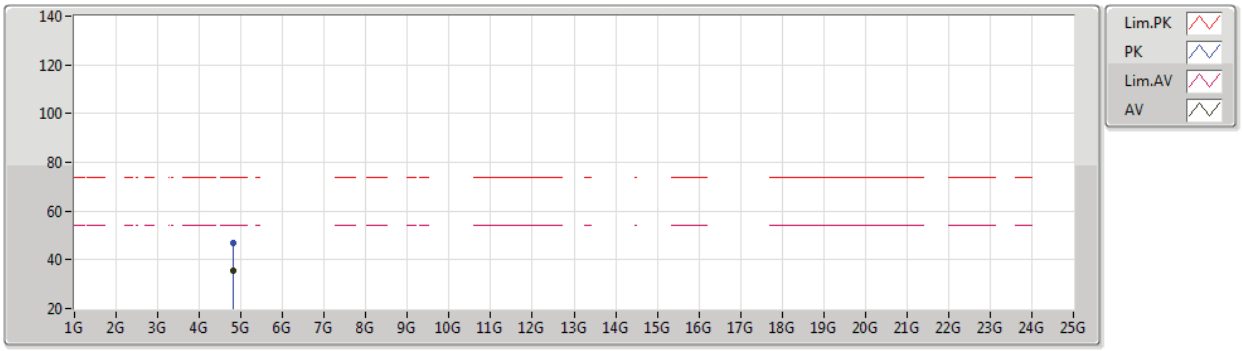

Type	Freq	Level	Limit	Margin	Factor	Dist	Condition	Azimuth	Height	Comment	Raw	AF	CL	PA
	(Hz)	(dBuV/m)	(dBuV/m)	(dB)	(dB)	(m)		(°)	(m)		(dBuV)	(dB)	(dB)	(dB)
AV	4.82388G	35.63	54.00	-18.37	8.81	3	Horizontal	260	1.59	-	26.82	31.10	7.11	29.40
PK	4.82442G	46.80	74.00	-27.20	8.81	3	Horizontal	260	1.59	-	37.99	31.10	7.11	29.40

802.11g_Nss1,(6Mbps)_4TX

2417MHz_TX

17/07/2020

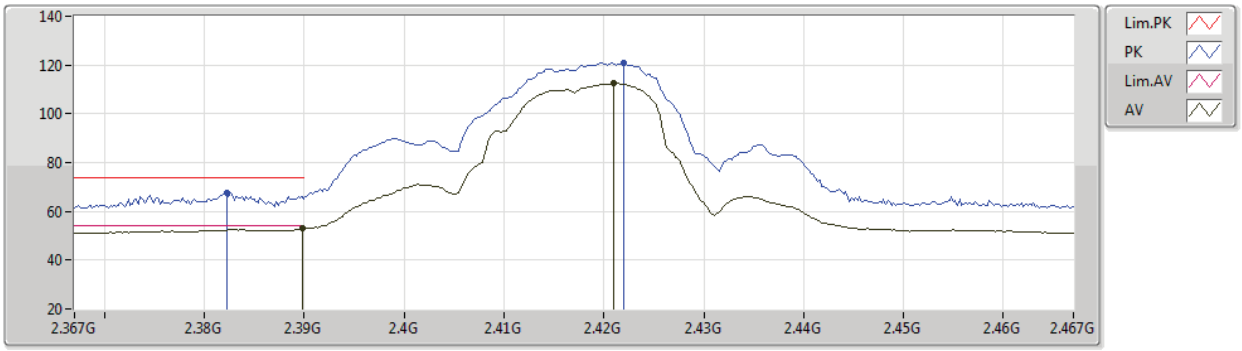

Type	Freq	Level	Limit	Margin	Factor	Dist	Condition	Azimuth	Height	Comment	Raw	AF	CL	PA
	(Hz)	(dBuV/m)	(dBuV/m)	(dB)	(dB)	(m)		(°)	(m)		(dBuV)	(dB)	(dB)	(dB)
AV	2.3898G	52.89	54.00	-1.11	32.90	3	Vertical	321	1.64	-	19.99	27.62	5.28	-
AV	2.421G	112.62	Inf	-Inf	32.88	3	Vertical	321	1.64	-	79.74	27.56	5.32	-
PK	2.3822G	67.50	74.00	-6.50	32.91	3	Vertical	321	1.64	-	34.59	27.64	5.27	-
PK	2.422G	120.96	Inf	-Inf	32.88	3	Vertical	321	1.64	-	88.08	27.56	5.32	-

802.11g_Nss1,(6Mbps)_4TX

2417MHz_TX

17/07/2020

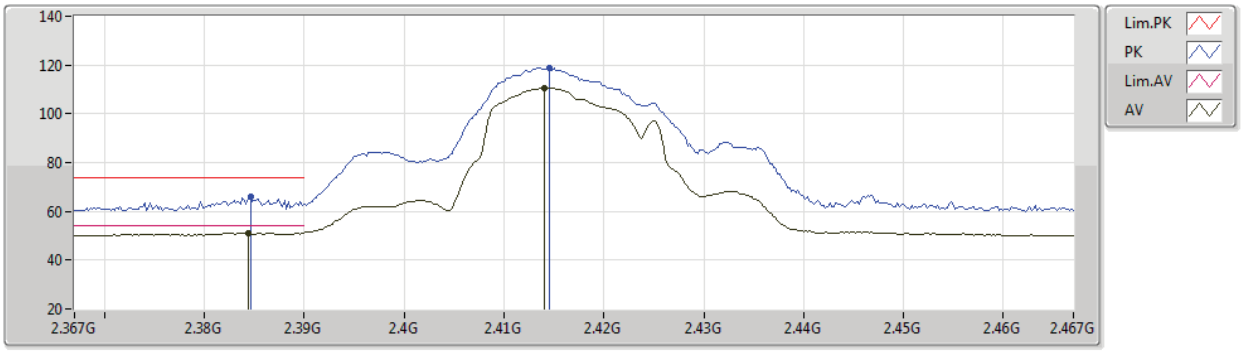

Type	Freq	Level	Limit	Margin	Factor	Dist	Condition	Azimuth	Height	Comment	Raw	AF	CL	PA
	(Hz)	(dBuV/m)	(dBuV/m)	(dB)	(dB)	(m)		(°)	(m)		(dBuV)	(dB)	(dB)	(dB)
AV	2.3844G	51.14	54.00	-2.86	32.91	3	Horizontal	122	1.52	-	18.23	27.63	5.28	-
AV	2.414G	110.58	Inf	-Inf	32.88	3	Horizontal	122	1.52	-	77.70	27.57	5.31	-
PK	2.3846G	66.05	74.00	-7.95	32.91	3	Horizontal	122	1.52	-	33.14	27.63	5.28	-
PK	2.4146G	118.84	Inf	-Inf	32.88	3	Horizontal	122	1.52	-	85.96	27.57	5.31	-

802.11g_Nss1,(6Mbps)_4TX

2437MHz_TX

16/07/2020

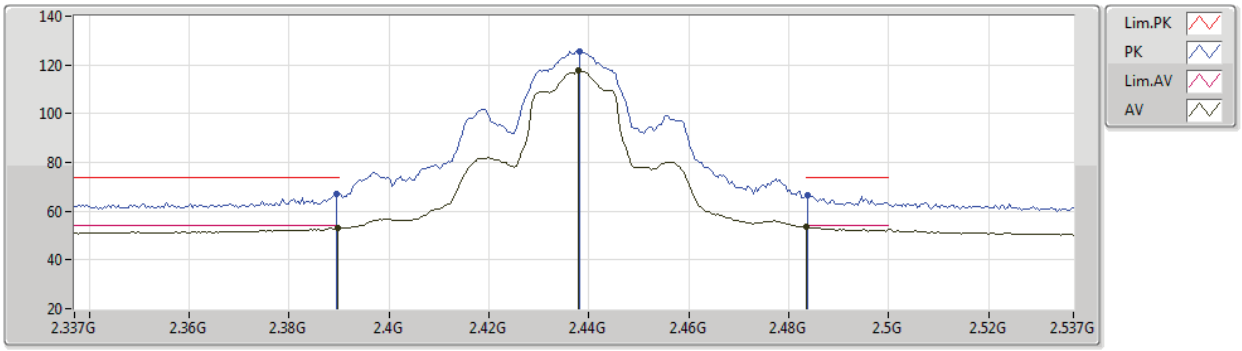

Type	Freq	Level	Limit	Margin	Factor	Dist	Condition	Azimuth	Height	Comment	Raw	AF	CL	PA
	(Hz)	(dBuV/m)	(dBuV/m)	(dB)	(dB)	(m)		(°)	(m)		(dBuV)	(dB)	(dB)	(dB)
AV	2.3898G	53.00	54.00	-1.00	32.90	3	Vertical	325	1.48	-	20.10	27.62	5.28	-
AV	2.4378G	117.55	Inf	-Inf	32.86	3	Vertical	325	1.48	-	84.69	27.52	5.34	-
AV	2.4835G	53.47	54.00	-0.53	32.81	3	Vertical	325	1.48	-	20.66	27.43	5.38	-
PK	2.3894G	67.29	74.00	-6.71	32.90	3	Vertical	325	1.48	-	34.39	27.62	5.28	-
PK	2.4382G	125.66	Inf	-Inf	32.86	3	Vertical	325	1.48	-	92.80	27.52	5.34	-
PK	2.4838G	66.64	74.00	-7.36	32.81	3	Vertical	325	1.48	-	33.83	27.43	5.38	-

802.11g_Nss1,(6Mbps)_4TX

2437MHz_TX

16/07/2020

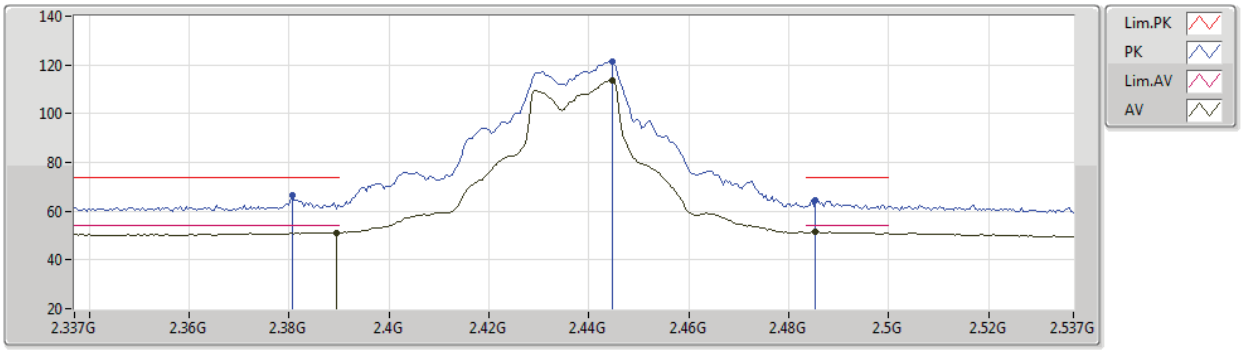

Type	Freq	Level	Limit	Margin	Factor	Dist	Condition	Azimuth	Height	Comment	Raw	AF	CL	PA
	(Hz)	(dBuV/m)	(dBuV/m)	(dB)	(dB)	(m)		(°)	(m)		(dBuV)	(dB)	(dB)	(dB)
AV	2.3894G	51.24	54.00	-2.76	32.90	3	Horizontal	113	1.80	-	18.34	27.62	5.28	-
AV	2.4446G	113.56	Inf	-Inf	32.85	3	Horizontal	113	1.80	-	80.71	27.51	5.34	-
AV	2.4854G	51.48	54.00	-2.52	32.82	3	Horizontal	113	1.80	-	18.66	27.43	5.39	-
PK	2.3806G	66.77	74.00	-7.23	32.91	3	Horizontal	113	1.80	-	33.86	27.64	5.27	-
PK	2.4446G	121.39	Inf	-Inf	32.85	3	Horizontal	113	1.80	-	88.54	27.51	5.34	-
PK	2.4854G	64.71	74.00	-9.29	32.82	3	Horizontal	113	1.80	-	31.89	27.43	5.39	-

802.11g_Nss1,(6Mbps)_4TX

2437MHz_TX

16/07/2020

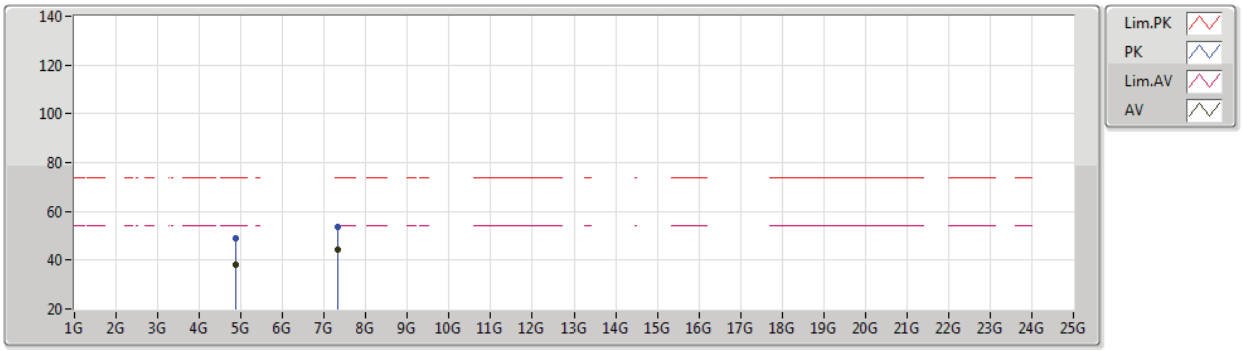

Type	Freq	Level	Limit	Margin	Factor	Dist	Condition	Azimuth	Height	Comment	Raw	AF	CL	PA
	(Hz)	(dBuV/m)	(dBuV/m)	(dB)	(dB)	(m)		(°)	(m)		(dBuV)	(dB)	(dB)	(dB)
AV	4.874G	37.99	54.00	-16.01	8.86	3	Vertical	267	1.92	-	29.13	31.10	7.14	29.38
AV	7.311G	44.37	54.00	-9.63	14.26	3	Vertical	259	1.50	-	30.11	36.32	8.30	30.36
PK	4.87406G	49.17	74.00	-24.83	8.86	3	Vertical	267	1.92	-	40.31	31.10	7.14	29.38
PK	7.31092G	53.41	74.00	-20.59	14.26	3	Vertical	259	1.50	-	39.15	36.32	8.30	30.36

802.11g_Nss1,(6Mbps)_4TX

2437MHz_TX

16/07/2020

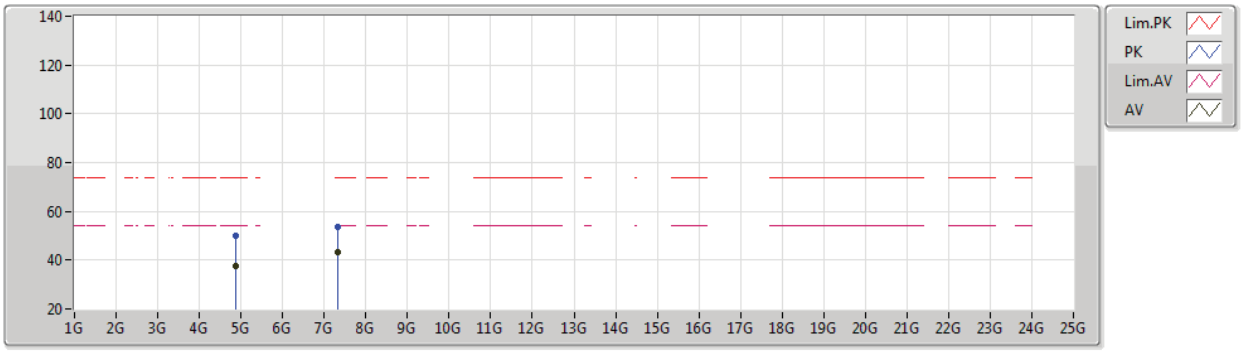

Type	Freq	Level	Limit	Margin	Factor	Dist	Condition	Azimuth	Height	Comment	Raw	AF	CL	PA
	(Hz)	(dBuV/m)	(dBuV/m)	(dB)	(dB)	(m)		(°)	(m)		(dBuV)	(dB)	(dB)	(dB)
AV	4.87412G	37.77	54.00	-16.23	8.86	3	Horizontal	182	1.84	-	28.91	31.10	7.14	29.38
AV	7.31112G	43.46	54.00	-10.54	14.26	3	Horizontal	325	2.33	-	29.20	36.32	8.30	30.36
PK	4.8749G	49.80	74.00	-24.20	8.86	3	Horizontal	182	1.84	-	40.94	31.10	7.14	29.38
PK	7.31076G	53.41	74.00	-20.59	14.26	3	Horizontal	325	2.33	-	39.15	36.32	8.30	30.36

802.11g_Nss1,(6Mbps)_4TX

2457MHz_TX

17/07/2020

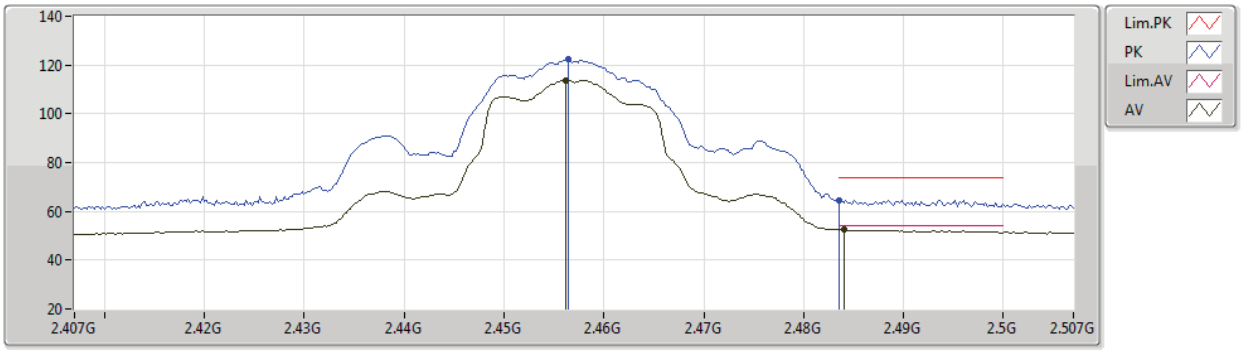

Type	Freq	Level	Limit	Margin	Factor	Dist	Condition	Azimuth	Height	Comment	Raw	AF	CL	PA
	(Hz)	(dBuV/m)	(dBuV/m)	(dB)	(dB)	(m)		(°)	(m)		(dBuV)	(dB)	(dB)	(dB)
AV	2.4562G	113.87	Inf	-Inf	32.85	3	Vertical	317	1.25	-	81.02	27.49	5.36	-
AV	2.484G	52.58	54.00	-1.42	32.81	3	Vertical	317	1.25	-	19.77	27.43	5.38	-
PK	2.4564G	122.37	Inf	-Inf	32.85	3	Vertical	317	1.25	-	89.52	27.49	5.36	-
PK	2.4836G	64.59	74.00	-9.41	32.81	3	Vertical	317	1.25	-	31.78	27.43	5.38	-

802.11g_Nss1,(6Mbps)_4TX

2457MHz_TX

17/07/2020

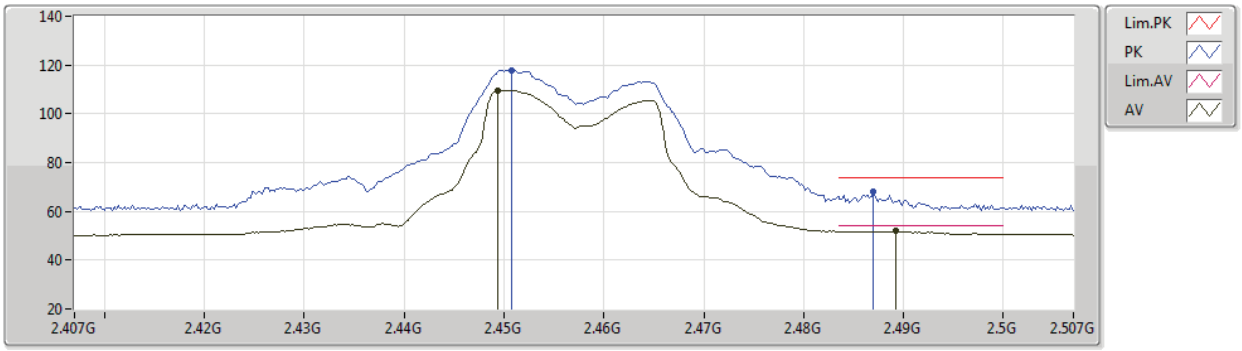

Type	Freq	Level	Limit	Margin	Factor	Dist	Condition	Azimuth	Height	Comment	Raw	AF	CL	PA
	(Hz)	(dBuV/m)	(dBuV/m)	(dB)	(dB)	(m)		(°)	(m)		(dBuV)	(dB)	(dB)	(dB)
AV	2.4494G	109.67	Inf	-Inf	32.85	3	Horizontal	99	1.68	-	76.82	27.50	5.35	-
AV	2.4892G	51.90	54.00	-2.10	32.81	3	Horizontal	99	1.68	-	19.09	27.42	5.39	-
PK	2.4508G	117.89	Inf	-Inf	32.85	3	Horizontal	99	1.68	-	85.04	27.50	5.35	-
PK	2.487G	68.04	74.00	-5.96	32.82	3	Horizontal	99	1.68	-	35.22	27.43	5.39	-

802.11g_Nss1,(6Mbps)_4TX

2462MHz_TX

16/07/2020

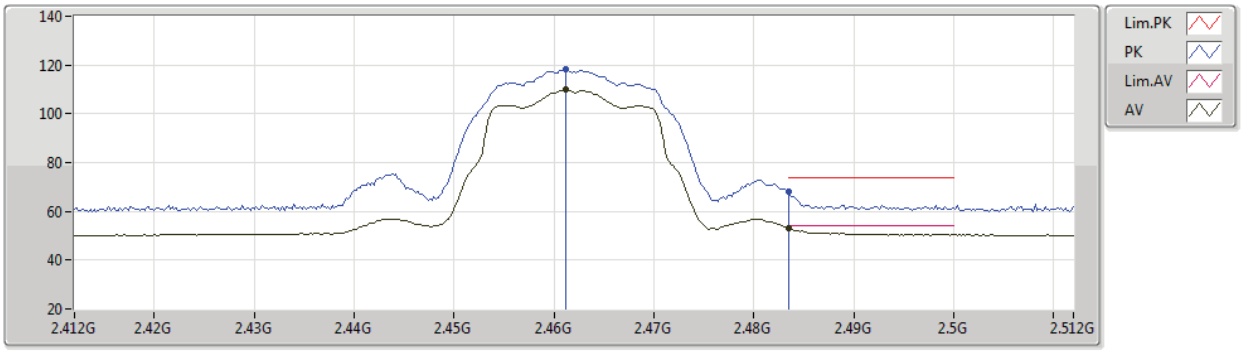

Type	Freq	Level	Limit	Margin	Factor	Dist	Condition	Azimuth	Height	Comment	Raw	AF	CL	PA
	(Hz)	(dBuV/m)	(dBuV/m)	(dB)	(dB)	(m)		(°)	(m)		(dBuV)	(dB)	(dB)	(dB)
AV	2.4612G	109.79	Inf	-Inf	32.84	3	Vertical	325	1.32	-	76.95	27.48	5.36	-
AV	2.4835G	53.01	54.00	-0.99	32.81	3	Vertical	325	1.32	-	20.20	27.43	5.38	-
PK	2.4612G	118.22	Inf	-Inf	32.84	3	Vertical	325	1.32	-	85.38	27.48	5.36	-
PK	2.4835G	67.91	74.00	-6.09	32.81	3	Vertical	325	1.32	-	35.10	27.43	5.38	-

802.11g_Nss1,(6Mbps)_4TX

2462MHz_TX

16/07/2020

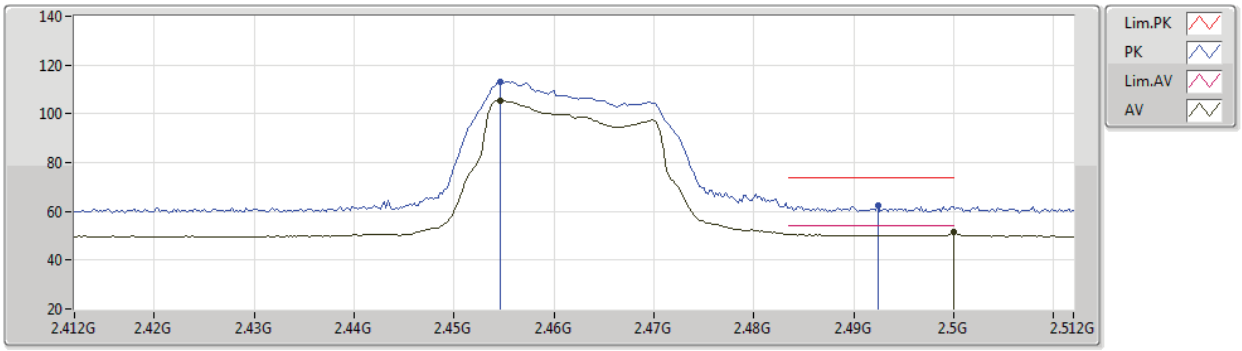

Type	Freq	Level	Limit	Margin	Factor	Dist	Condition	Azimuth	Height	Comment	Raw	AF	CL	PA
	(Hz)	(dBuV/m)	(dBuV/m)	(dB)	(dB)	(m)		(°)	(m)		(dBuV)	(dB)	(dB)	(dB)
AV	2.4546G	105.27	Inf	-Inf	32.84	3	Horizontal	95	1.48	-	72.43	27.49	5.35	-
AV	2.5G	51.61	54.00	-2.39	32.80	3	Horizontal	95	1.48	-	18.81	27.40	5.40	-
PK	2.4546G	113.14	Inf	-Inf	32.84	3	Horizontal	95	1.48	-	80.30	27.49	5.35	-
PK	2.4924G	62.51	74.00	-11.49	32.81	3	Horizontal	95	1.48	-	29.70	27.42	5.39	-

802.11g_Nss1,(6Mbps)_4TX

2462MHz_TX

16/07/2020

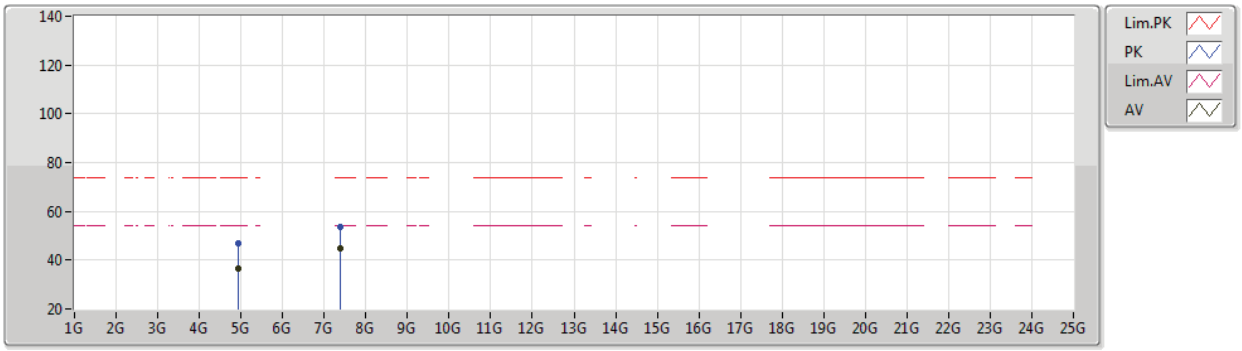

Type	Freq	Level	Limit	Margin	Factor	Dist	Condition	Azimuth	Height	Comment	Raw	AF	CL	PA
	(Hz)	(dBuV/m)	(dBuV/m)	(dB)	(dB)	(m)		(°)	(m)		(dBuV)	(dB)	(dB)	(dB)
AV	4.92406G	36.68	54.00	-17.32	8.96	3	Vertical	265	1.86	-	27.72	31.15	7.16	29.35
AV	7.38606G	44.72	54.00	-9.28	13.99	3	Vertical	264	2.65	-	30.73	36.11	8.30	30.42
PK	4.92376G	47.02	74.00	-26.98	8.95	3	Vertical	265	1.86	-	38.07	31.15	7.16	29.36
PK	7.38612G	53.78	74.00	-20.22	13.99	3	Vertical	264	2.65	-	39.79	36.11	8.30	30.42

802.11g_Nss1,(6Mbps)_4TX

2462MHz_TX

16/07/2020

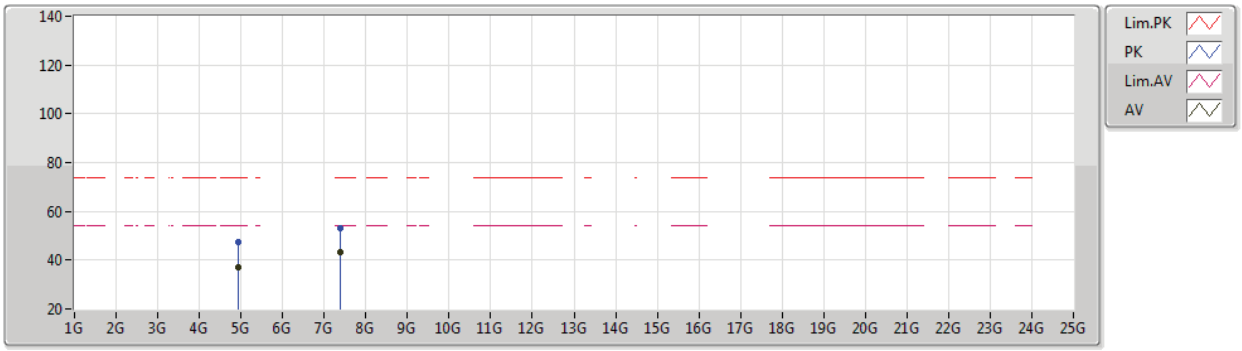

Type	Freq	Level	Limit	Margin	Factor	Dist	Condition	Azimuth	Height	Comment	Raw	AF	CL	PA
	(Hz)	(dBuV/m)	(dBuV/m)	(dB)	(dB)	(m)		(°)	(m)		(dBuV)	(dB)	(dB)	(dB)
AV	4.92404G	36.94	54.00	-17.06	8.96	3	Horizontal	226	2.94	-	27.98	31.15	7.16	29.35
AV	7.386G	43.06	54.00	-10.94	13.99	3	Horizontal	343	2.80	-	29.07	36.11	8.30	30.42
PK	4.9238G	47.23	74.00	-26.77	8.95	3	Horizontal	226	2.94	-	38.28	31.15	7.16	29.36
PK	7.37574G	53.04	74.00	-20.96	14.08	3	Horizontal	343	2.80	-	38.96	36.19	8.30	30.41

802.11ax HEW20_Nss1,(MCS0)_4TX

2412MHz_TX

17/07/2020

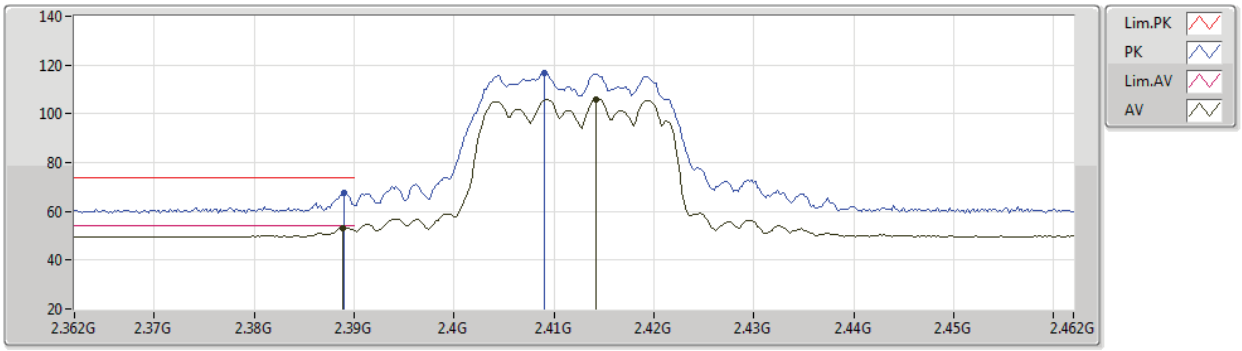

Type	Freq	Level	Limit	Margin	Factor	Dist	Condition	Azimuth	Height	Comment	Raw	AF	CL	PA
	(Hz)	(dBuV/m)	(dBuV/m)	(dB)	(dB)	(m)		(°)	(m)		(dBuV)	(dB)	(dB)	(dB)
AV	2.3888G	53.14	54.00	-0.86	32.90	3	Vertical	322	1.06	-	20.24	27.62	5.28	-
AV	2.4142G	106.12	Inf	-Inf	32.88	3	Vertical	322	1.06	-	73.24	27.57	5.31	-
PK	2.389G	67.53	74.00	-6.47	32.90	3	Vertical	322	1.06	-	34.63	27.62	5.28	-
PK	2.409G	116.97	Inf	-Inf	32.89	3	Vertical	322	1.06	-	84.08	27.58	5.31	-

802.11ax HEW20_Nss1,(MCS0)_4TX

2412MHz_TX

17/07/2020

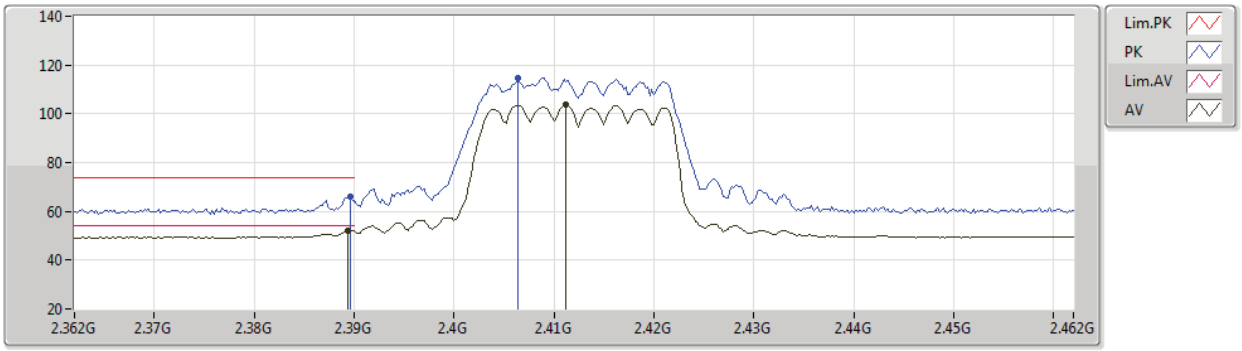

Type	Freq	Level	Limit	Margin	Factor	Dist	Condition	Azimuth	Height	Comment	Raw	AF	CL	PA
	(Hz)	(dBuV/m)	(dBuV/m)	(dB)	(dB)	(m)		(°)	(m)		(dBuV)	(dB)	(dB)	(dB)
AV	2.3894G	52.29	54.00	-1.71	32.90	3	Horizontal	95	1.53	-	19.39	27.62	5.28	-
AV	2.4112G	103.56	Inf	-Inf	32.89	3	Horizontal	95	1.53	-	70.67	27.58	5.31	-
PK	2.3896G	65.86	74.00	-8.14	32.90	3	Horizontal	95	1.53	-	32.96	27.62	5.28	-
PK	2.4064G	114.72	Inf	-Inf	32.90	3	Horizontal	95	1.53	-	81.82	27.59	5.31	-

802.11ax HEW20_Nss1,(MCS0)_4TX

2412MHz_TX

17/07/2020

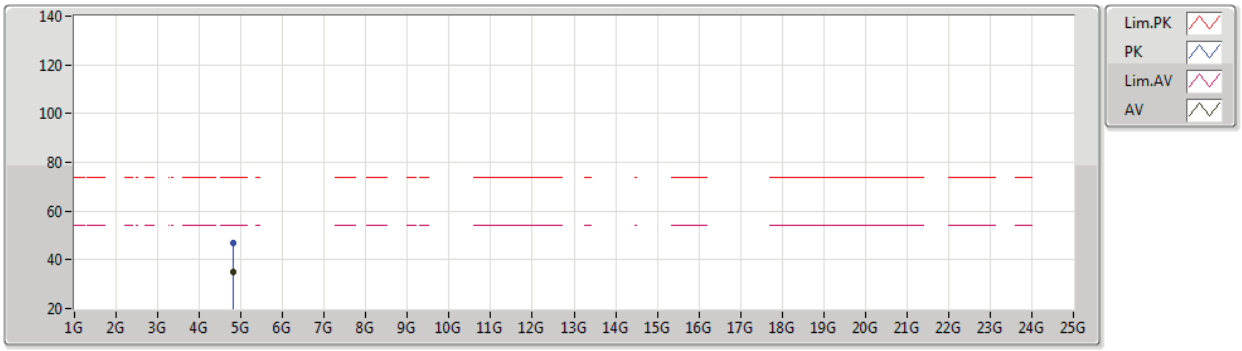

Type	Freq	Level	Limit	Margin	Factor	Dist	Condition	Azimuth	Height	Comment	Raw	AF	CL	PA
	(Hz)	(dBuV/m)	(dBuV/m)	(dB)	(dB)	(m)		(°)	(m)		(dBuV)	(dB)	(dB)	(dB)
AV	4.82402G	35.23	54.00	-18.77	8.81	3	Vertical	265	1.63	-	26.42	31.10	7.11	29.40
PK	4.82416G	46.95	74.00	-27.05	8.81	3	Vertical	265	1.63	-	38.14	31.10	7.11	29.40

802.11ax HEW20_Nss1,(MCS0)_4TX

2412MHz_TX

17/07/2020

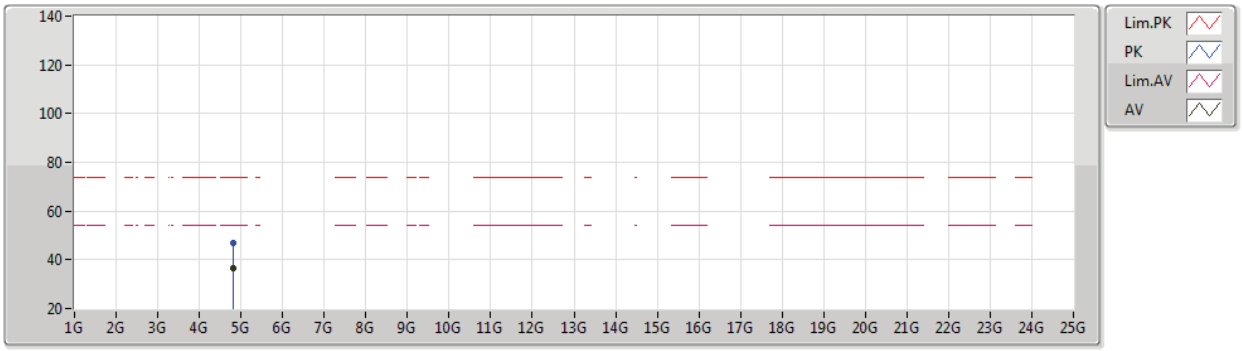

Type	Freq	Level	Limit	Margin	Factor	Dist	Condition	Azimuth	Height	Comment	Raw	AF	CL	PA
	(Hz)	(dBuV/m)	(dBuV/m)	(dB)	(dB)	(m)		(°)	(m)		(dBuV)	(dB)	(dB)	(dB)
AV	4.82396G	36.76	54.00	-17.24	8.81	3	Horizontal	230	2.55	-	27.95	31.10	7.11	29.40
PK	4.8241G	47.05	74.00	-26.95	8.81	3	Horizontal	230	2.55	-	38.24	31.10	7.11	29.40

802.11ax HEW20_Nss1,(MCS0)_4TX

2417MHz_TX

17/07/2020

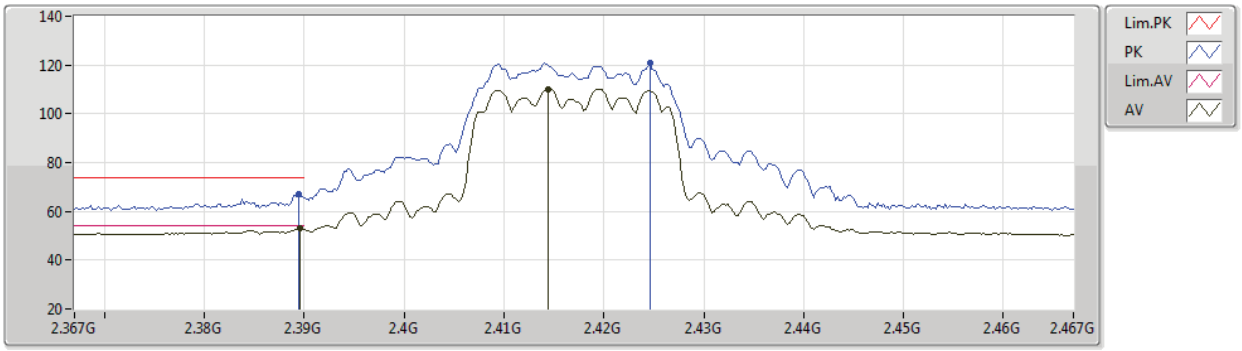

Type	Freq	Level	Limit	Margin	Factor	Dist	Condition	Azimuth	Height	Comment	Raw	AF	CL	PA
	(Hz)	(dBuV/m)	(dBuV/m)	(dB)	(dB)	(m)		(°)	(m)		(dBuV)	(dB)	(dB)	(dB)
AV	2.3896G	53.18	54.00	-0.82	32.90	3	Vertical	331	1.34	-	20.28	27.62	5.28	-
AV	2.4144G	110.24	Inf	-Inf	32.88	3	Vertical	331	1.34	-	77.36	27.57	5.31	-
PK	2.3894G	66.98	74.00	-7.02	32.90	3	Vertical	331	1.34	-	34.08	27.62	5.28	-
PK	2.4246G	120.64	Inf	-Inf	32.87	3	Vertical	331	1.34	-	87.77	27.55	5.32	-

802.11ax HEW20_Nss1,(MCS0)_4TX

2417MHz_TX

17/07/2020

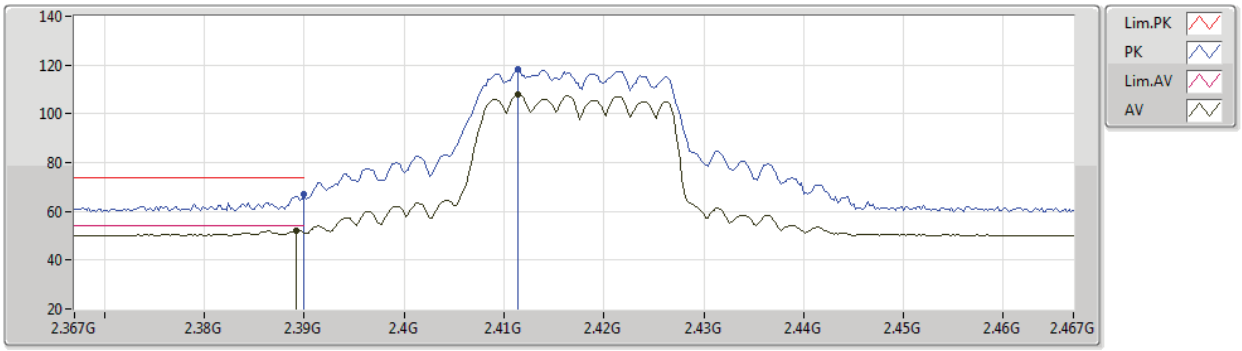

Type	Freq	Level	Limit	Margin	Factor	Dist	Condition	Azimuth	Height	Comment	Raw	AF	CL	PA
	(Hz)	(dBuV/m)	(dBuV/m)	(dB)	(dB)	(m)		(°)	(m)		(dBuV)	(dB)	(dB)	(dB)
AV	2.3892G	51.98	54.00	-2.02	32.90	3	Horizontal	90	1.73	-	19.08	27.62	5.28	-
AV	2.4114G	107.85	Inf	-Inf	32.89	3	Horizontal	90	1.73	-	74.96	27.58	5.31	-
PK	2.39G	66.90	74.00	-7.10	32.91	3	Horizontal	90	1.73	-	33.99	27.62	5.29	-
PK	2.4114G	118.15	Inf	-Inf	32.89	3	Horizontal	90	1.73	-	85.26	27.58	5.31	-

802.11ax HEW20_Nss1,(MCS0)_4TX

2437MHz_TX

17/07/2020

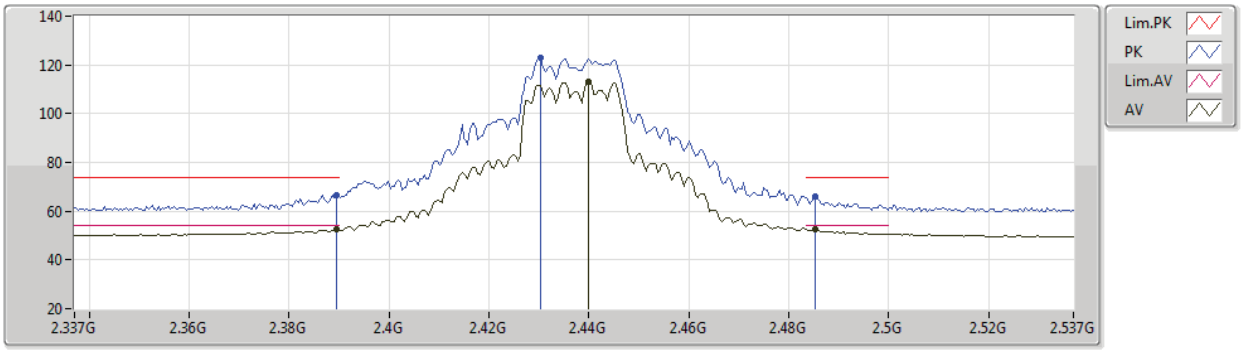

Type	Freq	Level	Limit	Margin	Factor	Dist	Condition	Azimuth	Height	Comment	Raw	AF	CL	PA
	(Hz)	(dBuV/m)	(dBuV/m)	(dB)	(dB)	(m)		(°)	(m)		(dBuV)	(dB)	(dB)	(dB)
AV	2.3894G	52.60	54.00	-1.40	32.90	3	Vertical	290	1.57	-	19.70	27.62	5.28	-
AV	2.4398G	113.19	Inf	-Inf	32.86	3	Vertical	290	1.57	-	80.33	27.52	5.34	-
AV	2.4854G	52.44	54.00	-1.56	32.82	3	Vertical	290	1.57	-	19.62	27.43	5.39	-
PK	2.3894G	66.69	74.00	-7.31	32.90	3	Vertical	290	1.57	-	33.79	27.62	5.28	-
PK	2.4302G	122.70	Inf	-Inf	32.87	3	Vertical	290	1.57	-	89.83	27.54	5.33	-
PK	2.4854G	66.14	74.00	-7.86	32.82	3	Vertical	290	1.57	-	33.32	27.43	5.39	-

802.11ax HEW20_Nss1,(MCS0)_4TX

2437MHz_TX

17/07/2020

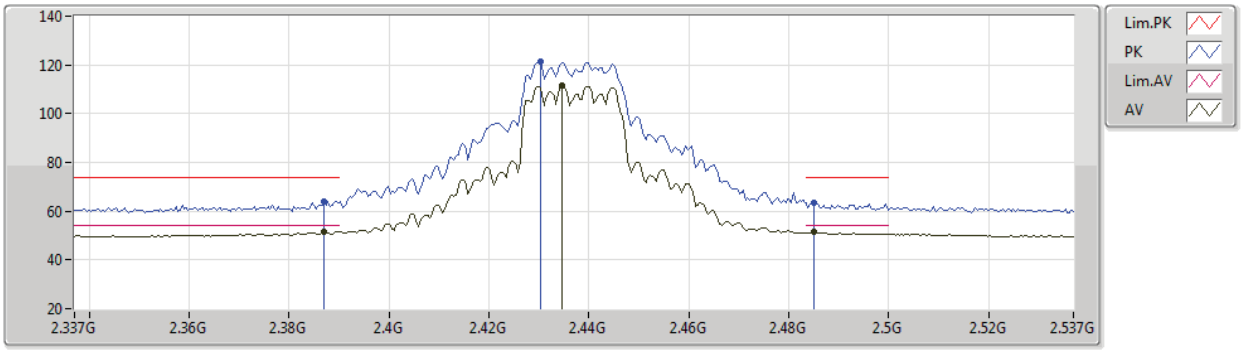

Type	Freq	Level	Limit	Margin	Factor	Dist	Condition	Azimuth	Height	Comment	Raw	AF	CL	PA
	(Hz)	(dBuV/m)	(dBuV/m)	(dB)	(dB)	(m)		(°)	(m)		(dBuV)	(dB)	(dB)	(dB)
AV	2.387G	51.49	54.00	-2.51	32.91	3	Horizontal	99	1.72	-	18.58	27.63	5.28	-
AV	2.4346G	111.35	Inf	-Inf	32.86	3	Horizontal	99	1.72	-	78.49	27.53	5.33	-
AV	2.485G	51.36	54.00	-2.64	32.81	3	Horizontal	99	1.72	-	18.55	27.43	5.38	-
PK	2.387G	64.11	74.00	-9.89	32.91	3	Horizontal	99	1.72	-	31.20	27.63	5.28	-
PK	2.4302G	121.25	Inf	-Inf	32.87	3	Horizontal	99	1.72	-	88.38	27.54	5.33	-
PK	2.485G	63.46	74.00	-10.54	32.81	3	Horizontal	99	1.72	-	30.65	27.43	5.38	-

802.11ax HEW20_Nss1,(MCS0)_4TX

2437MHz_TX

17/07/2020

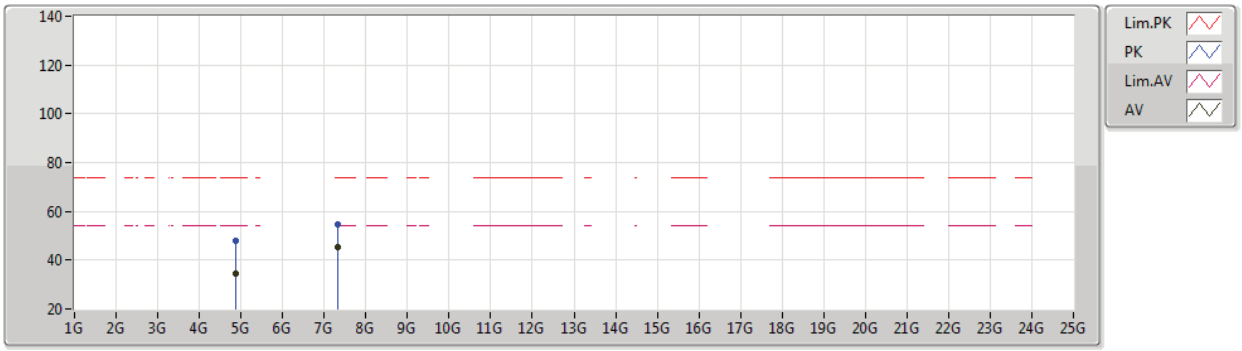

Type	Freq	Level	Limit	Margin	Factor	Dist	Condition	Azimuth	Height	Comment	Raw	AF	CL	PA
	(Hz)	(dBuV/m)	(dBuV/m)	(dB)	(dB)	(m)		(°)	(m)		(dBuV)	(dB)	(dB)	(dB)
AV	4.87626G	34.67	54.00	-19.33	8.86	3	Vertical	239	1.03	-	25.81	31.10	7.14	29.38
AV	7.31104G	45.28	54.00	-8.72	14.26	3	Vertical	255	1.41	-	31.02	36.32	8.30	30.36
PK	4.87658G	47.98	74.00	-26.02	8.86	3	Vertical	239	1.03	-	39.12	31.10	7.14	29.38
PK	7.31112G	54.68	74.00	-19.32	14.26	3	Vertical	255	1.41	-	40.42	36.32	8.30	30.36

802.11ax HEW20_Nss1,(MCS0)_4TX

2437MHz_TX

17/07/2020

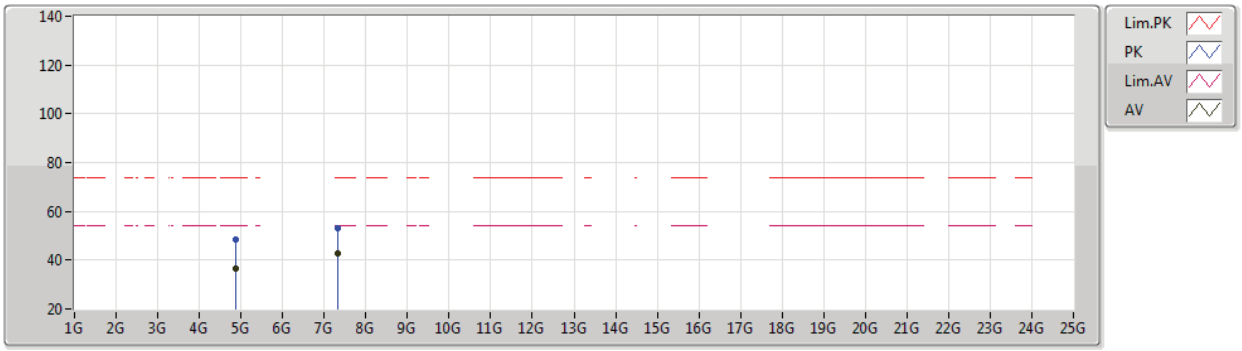

Type	Freq	Level	Limit	Margin	Factor	Dist	Condition	Azimuth	Height	Comment	Raw	AF	CL	PA
	(Hz)	(dBuV/m)	(dBuV/m)	(dB)	(dB)	(m)		(°)	(m)		(dBuV)	(dB)	(dB)	(dB)
AV	4.8744G	36.71	54.00	-17.29	8.86	3	Horizontal	179	1.73	-	27.85	31.10	7.14	29.38
AV	7.31102G	42.52	54.00	-11.48	14.26	3	Horizontal	306	1.94	-	28.26	36.32	8.30	30.36
PK	4.87416G	48.67	74.00	-25.33	8.86	3	Horizontal	179	1.73	-	39.81	31.10	7.14	29.38
PK	7.31118G	52.89	74.00	-21.11	14.26	3	Horizontal	306	1.94	-	38.63	36.32	8.30	30.36

802.11ax HEW20_Nss1,(MCS0)_4TX

2457MHz_TX

17/07/2020

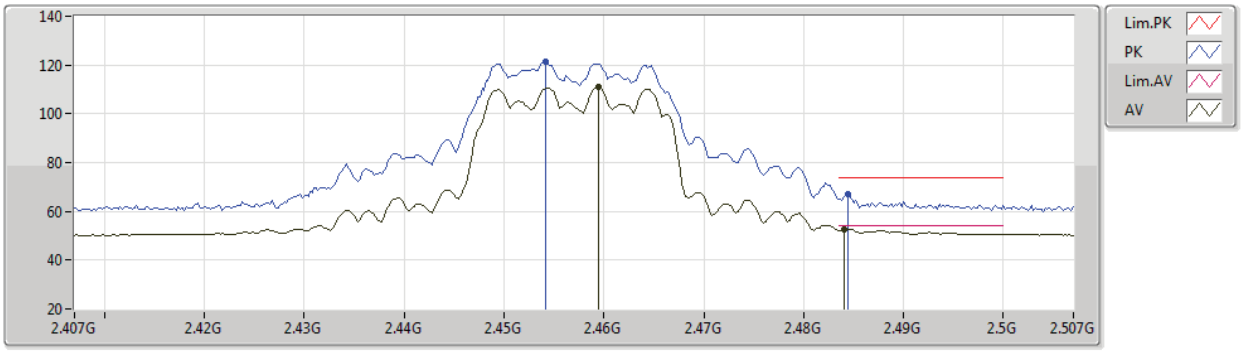

Type	Freq	Level	Limit	Margin	Factor	Dist	Condition	Azimuth	Height	Comment	Raw	AF	CL	PA
	(Hz)	(dBuV/m)	(dBuV/m)	(dB)	(dB)	(m)		(°)	(m)		(dBuV)	(dB)	(dB)	(dB)
AV	2.4594G	110.80	Inf	-Inf	32.84	3	Vertical	320	1.19	-	77.96	27.48	5.36	-
AV	2.484G	52.75	54.00	-1.25	32.81	3	Vertical	320	1.19	-	19.94	27.43	5.38	-
PK	2.4542G	121.57	Inf	-Inf	32.84	3	Vertical	320	1.19	-	88.73	27.49	5.35	-
PK	2.4844G	66.88	74.00	-7.12	32.81	3	Vertical	320	1.19	-	34.07	27.43	5.38	-

802.11ax HEW20_Nss1,(MCS0)_4TX

2457MHz_TX

17/07/2020

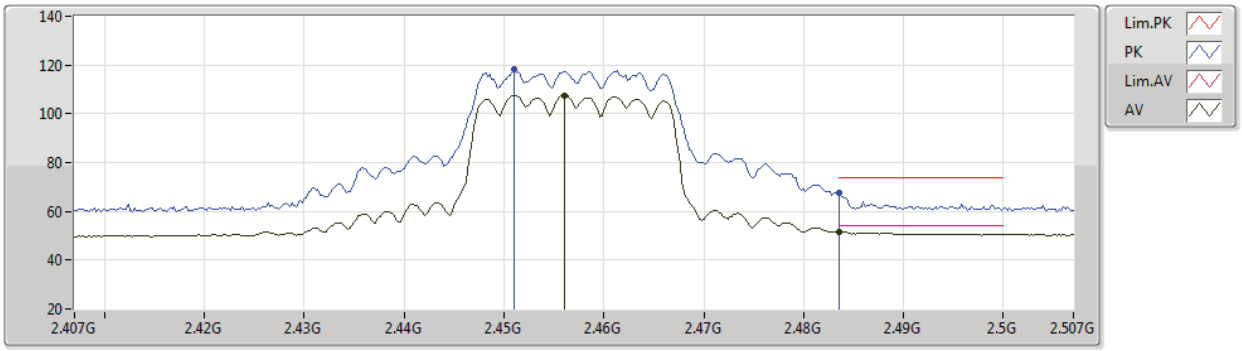

Type	Freq	Level	Limit	Margin	Factor	Dist	Condition	Azimuth	Height	Comment	Raw	AF	CL	PA
	(Hz)	(dBuV/m)	(dBuV/m)	(dB)	(dB)	(m)		(°)	(m)		(dBuV)	(dB)	(dB)	(dB)
AV	2.456G	107.65	Inf	-Inf	32.85	3	Horizontal	102	1.75	-	74.80	27.49	5.36	-
AV	2.4835G	51.72	54.00	-2.28	32.81	3	Horizontal	102	1.75	-	18.91	27.43	5.38	-
PK	2.451G	118.04	Inf	-Inf	32.85	3	Horizontal	102	1.75	-	85.19	27.50	5.35	-
PK	2.4835G	67.48	74.00	-6.52	32.81	3	Horizontal	102	1.75	-	34.67	27.43	5.38	-

802.11ax HEW20_Nss1,(MCS0)_4TX

2462MHz_TX

17/07/2020

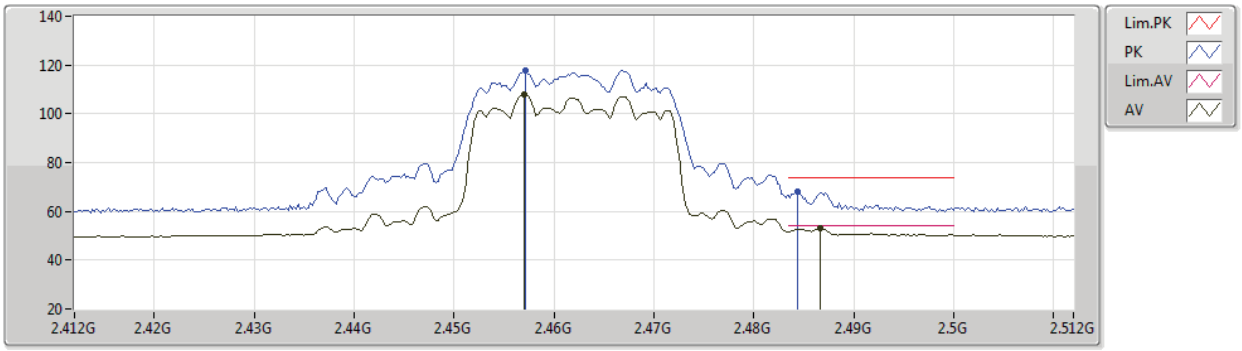

Type	Freq	Level	Limit	Margin	Factor	Dist	Condition	Azimuth	Height	Comment	Raw	AF	CL	PA
	(Hz)	(dBuV/m)	(dBuV/m)	(dB)	(dB)	(m)		(°)	(m)		(dBuV)	(dB)	(dB)	(dB)
AV	2.457G	108.06	Inf	-Inf	32.85	3	Vertical	318	1.25	-	75.21	27.49	5.36	-
AV	2.4866G	52.92	54.00	-1.08	32.82	3	Vertical	318	1.25	-	20.10	27.43	5.39	-
PK	2.4572G	117.89	Inf	-Inf	32.85	3	Vertical	318	1.25	-	85.04	27.49	5.36	-
PK	2.4844G	68.09	74.00	-5.91	32.81	3	Vertical	318	1.25	-	35.28	27.43	5.38	-

802.11ax HEW20_Nss1,(MCS0)_4TX

2462MHz_TX

17/07/2020

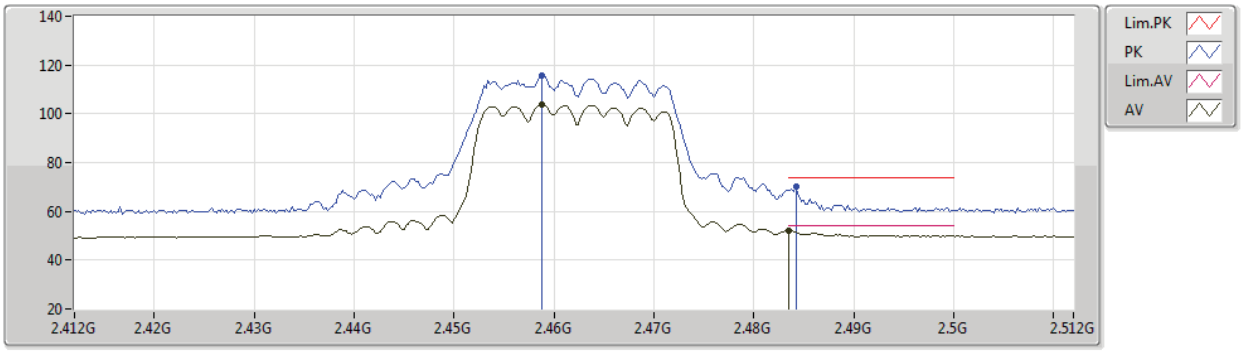

Type	Freq	Level	Limit	Margin	Factor	Dist	Condition	Azimuth	Height	Comment	Raw	AF	CL	PA
	(Hz)	(dBuV/m)	(dBuV/m)	(dB)	(dB)	(m)		(°)	(m)		(dBuV)	(dB)	(dB)	(dB)
AV	2.4588G	103.76	Inf	-Inf	32.84	3	Horizontal	99	1.87	-	70.92	27.48	5.36	-
AV	2.4835G	52.25	54.00	-1.75	32.81	3	Horizontal	99	1.87	-	19.44	27.43	5.38	-
PK	2.4588G	115.65	Inf	-Inf	32.84	3	Horizontal	99	1.87	-	82.81	27.48	5.36	-
PK	2.4842G	70.34	74.00	-3.66	32.81	3	Horizontal	99	1.87	-	37.53	27.43	5.38	-

802.11ax HEW20_Nss1,(MCS0)_4TX

2462MHz_TX

17/07/2020

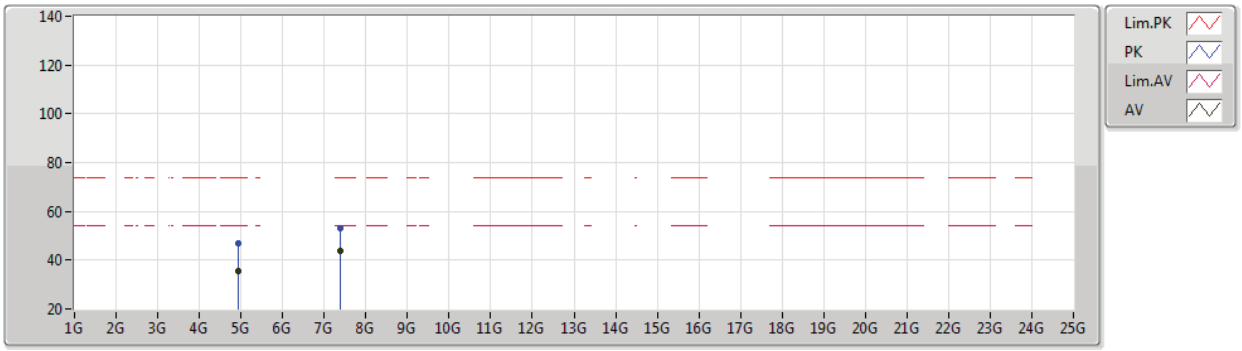

Type	Freq	Level	Limit	Margin	Factor	Dist	Condition	Azimuth	Height	Comment	Raw	AF	CL	PA
	(Hz)	(dBuV/m)	(dBuV/m)	(dB)	(dB)	(m)		(°)	(m)		(dBuV)	(dB)	(dB)	(dB)
AV	4.92392G	35.44	54.00	-18.56	8.96	3	Vertical	266	1.03	-	26.48	31.15	7.16	29.35
AV	7.38596G	43.64	54.00	-10.36	13.99	3	Vertical	255	1.39	-	29.65	36.11	8.30	30.42
PK	4.92708G	46.97	74.00	-27.03	8.96	3	Vertical	266	1.03	-	38.01	31.15	7.16	29.35
PK	7.38592G	52.95	74.00	-21.05	13.99	3	Vertical	255	1.39	-	38.96	36.11	8.30	30.42

802.11ax HEW20_Nss1,(MCS0)_4TX

2462MHz_TX

17/07/2020

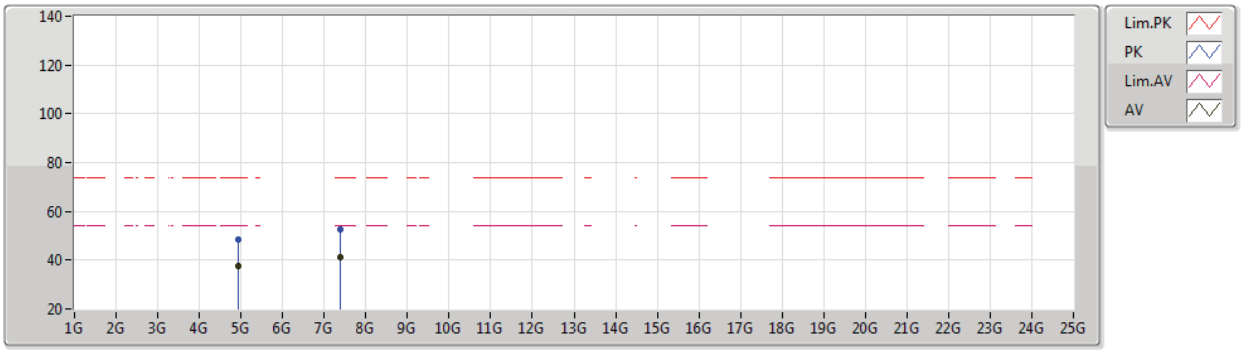

Type	Freq	Level	Limit	Margin	Factor	Dist	Condition	Azimuth	Height	Comment	Raw	AF	CL	PA
	(Hz)	(dBuV/m)	(dBuV/m)	(dB)	(dB)	(m)		(°)	(m)		(dBuV)	(dB)	(dB)	(dB)
AV	4.92394G	37.33	54.00	-16.67	8.96	3	Horizontal	223	1.95	-	28.37	31.15	7.16	29.35
AV	7.38596G	41.29	54.00	-12.71	13.99	3	Horizontal	140	1.34	-	27.30	36.11	8.30	30.42
PK	4.92398G	48.40	74.00	-25.60	8.96	3	Horizontal	223	1.95	-	39.44	31.15	7.16	29.35
PK	7.38592G	52.35	74.00	-21.65	13.99	3	Horizontal	140	1.34	-	38.36	36.11	8.30	30.42

802.11ax HEW40_Nss1,(MCS0)_4TX

2422MHz_TX

18/07/2020

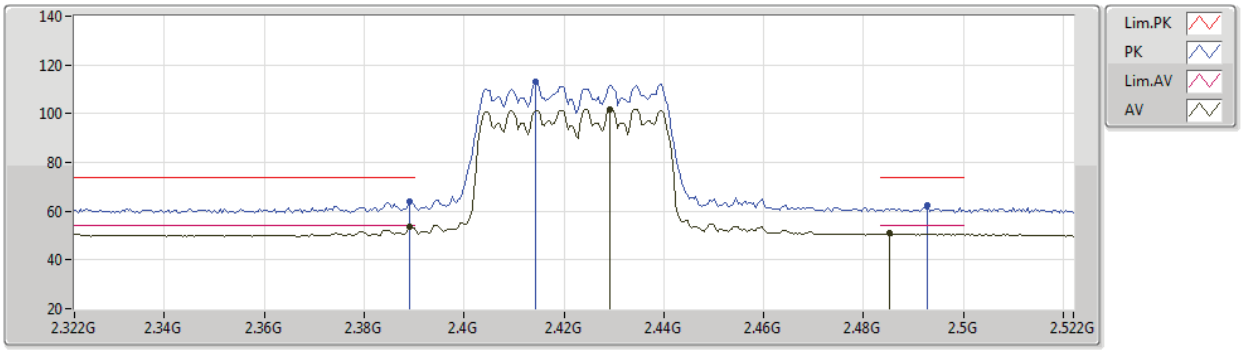

Type	Freq	Level	Limit	Margin	Factor	Dist	Condition	Azimuth	Height	Comment	Raw	AF	CL	PA
	(Hz)	(dBuV/m)	(dBuV/m)	(dB)	(dB)	(m)		(°)	(m)		(dBuV)	(dB)	(dB)	(dB)
AV	2.3892G	53.45	54.00	-0.55	32.90	3	Vertical	320	1.23	-	20.55	27.62	5.28	-
AV	2.4292G	101.98	Inf	-Inf	32.87	3	Vertical	320	1.23	-	69.11	27.54	5.33	-
AV	2.4852G	50.78	54.00	-3.22	32.82	3	Vertical	320	1.23	-	17.96	27.43	5.39	-
PK	2.3892G	64.18	74.00	-9.82	32.90	3	Vertical	320	1.23	-	31.28	27.62	5.28	-
PK	2.4144G	113.22	Inf	-Inf	32.88	3	Vertical	320	1.23	-	80.34	27.57	5.31	-
PK	2.4928G	62.18	74.00	-11.82	32.80	3	Vertical	320	1.23	-	29.38	27.41	5.39	-

802.11ax HEW40_Nss1,(MCS0)_4TX

2422MHz_TX

18/07/2020

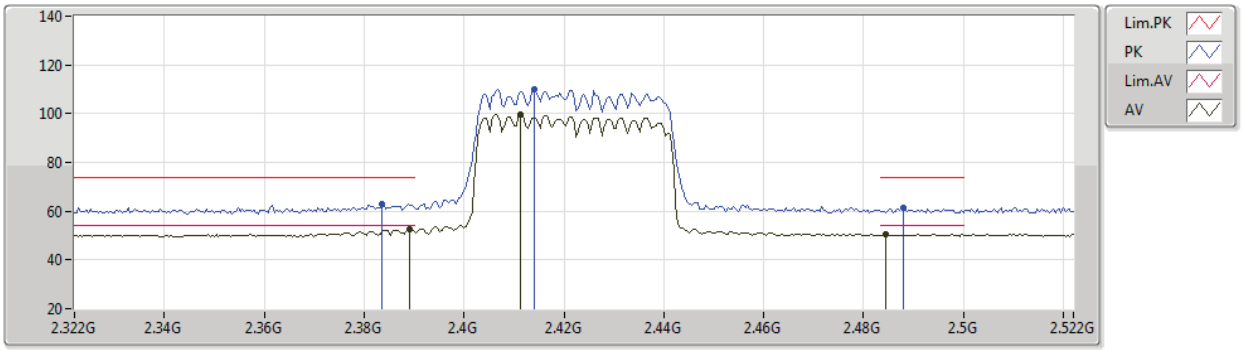

Type	Freq	Level	Limit	Margin	Factor	Dist	Condition	Azimuth	Height	Comment	Raw	AF	CL	PA
	(Hz)	(dBuV/m)	(dBuV/m)	(dB)	(dB)	(m)		(°)	(m)		(dBuV)	(dB)	(dB)	(dB)
AV	2.3892G	52.45	54.00	-1.55	32.90	3	Horizontal	90	1.70	-	19.55	27.62	5.28	-
AV	2.4112G	99.78	Inf	-Inf	32.89	3	Horizontal	90	1.70	-	66.89	27.58	5.31	-
AV	2.4844G	50.36	54.00	-3.64	32.81	3	Horizontal	90	1.70	-	17.55	27.43	5.38	-
PK	2.3836G	63.10	74.00	-10.90	32.91	3	Horizontal	90	1.70	-	30.19	27.63	5.28	-
PK	2.414G	109.89	Inf	-Inf	32.88	3	Horizontal	90	1.70	-	77.01	27.57	5.31	-
PK	2.488G	61.53	74.00	-12.47	32.81	3	Horizontal	90	1.70	-	28.72	27.42	5.39	-

802.11ax HEW40_Nss1,(MCS0)_4TX

2422MHz_TX

18/07/2020

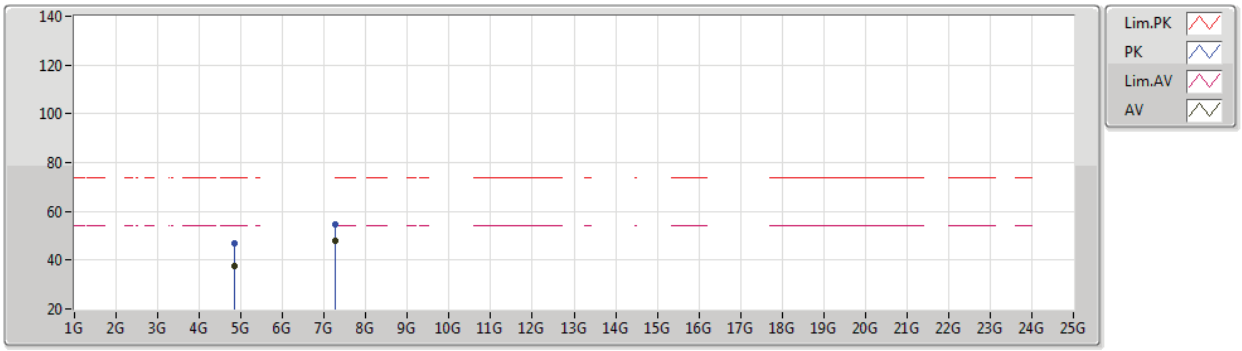

Type	Freq	Level	Limit	Margin	Factor	Dist	Condition	Azimuth	Height	Comment	Raw	AF	CL	PA
	(Hz)	(dBuV/m)	(dBuV/m)	(dB)	(dB)	(m)		(°)	(m)		(dBuV)	(dB)	(dB)	(dB)
AV	4.84382G	37.49	54.00	-16.51	8.83	3	Vertical	281	1.84	-	28.66	31.10	7.12	29.39
AV	7.266G	48.03	54.00	-5.97	14.28	3	Vertical	256	1.49	-	33.75	36.30	8.30	30.32
PK	4.84352G	46.90	74.00	-27.10	8.83	3	Vertical	281	1.84	-	38.07	31.10	7.12	29.39
PK	7.26618G	54.81	74.00	-19.19	14.28	3	Vertical	256	1.49	-	40.53	36.30	8.30	30.32

802.11ax HEW40_Nss1,(MCS0)_4TX

2422MHz_TX

18/07/2020

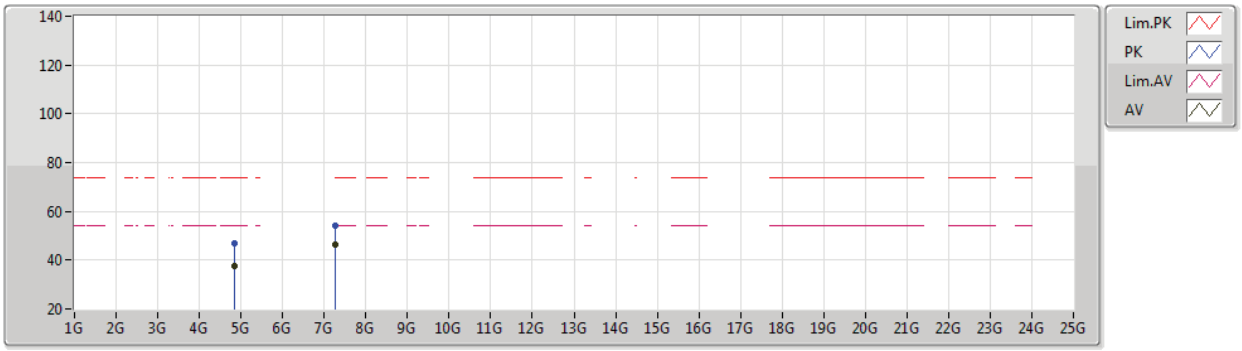

Type	Freq	Level	Limit	Margin	Factor	Dist	Condition	Azimuth	Height	Comment	Raw	AF	CL	PA
	(Hz)	(dBuV/m)	(dBuV/m)	(dB)	(dB)	(m)		(°)	(m)		(dBuV)	(dB)	(dB)	(dB)
AV	4.8437G	37.72	54.00	-16.28	8.83	3	Horizontal	238	1.69	-	28.89	31.10	7.12	29.39
AV	7.266G	46.53	54.00	-7.47	14.28	3	Horizontal	219	2.26	-	32.25	36.30	8.30	30.32
PK	4.8437G	46.77	74.00	-27.23	8.83	3	Horizontal	238	1.69	-	37.94	31.10	7.12	29.39
PK	7.266G	53.95	74.00	-20.05	14.28	3	Horizontal	219	2.26	-	39.67	36.30	8.30	30.32

802.11ax HEW40_Nss1,(MCS0)_4TX

2427MHz_TX

18/07/2020

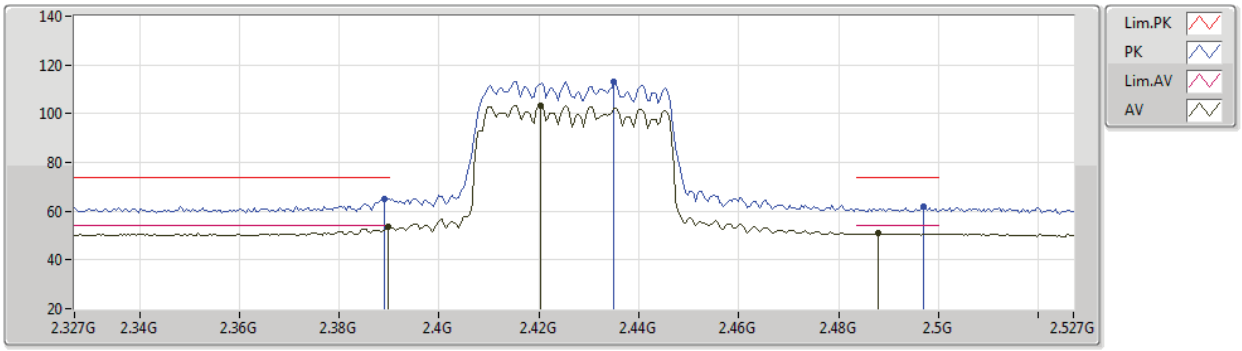

Type	Freq	Level	Limit	Margin	Factor	Dist	Condition	Azimuth	Height	Comment	Raw	AF	CL	PA
	(Hz)	(dBuV/m)	(dBuV/m)	(dB)	(dB)	(m)		(°)	(m)		(dBuV)	(dB)	(dB)	(dB)
PK	2.389G	65.18	74.00	-8.82	32.90	3	Vertical	300	1.98	-	32.28	27.62	5.28	-
AV	2.3898G	53.45	54.00	-0.55	32.90	3	Vertical	300	1.98	-	20.55	27.62	5.28	-
PK	2.435G	113.14	Inf	-Inf	32.86	3	Vertical	300	1.98	-	80.28	27.53	5.33	-
AV	2.4202G	103.45	Inf	-Inf	32.88	3	Vertical	300	1.98	-	70.57	27.56	5.32	-
PK	2.497G	61.73	74.00	-12.27	32.81	3	Vertical	300	1.98	-	28.92	27.41	5.40	-
AV	2.4878G	51.16	54.00	-2.84	32.81	3	Vertical	300	1.98	-	18.35	27.42	5.39	-

802.11ax HEW40_Nss1,(MCS0)_4TX

2427MHz_TX

18/07/2020

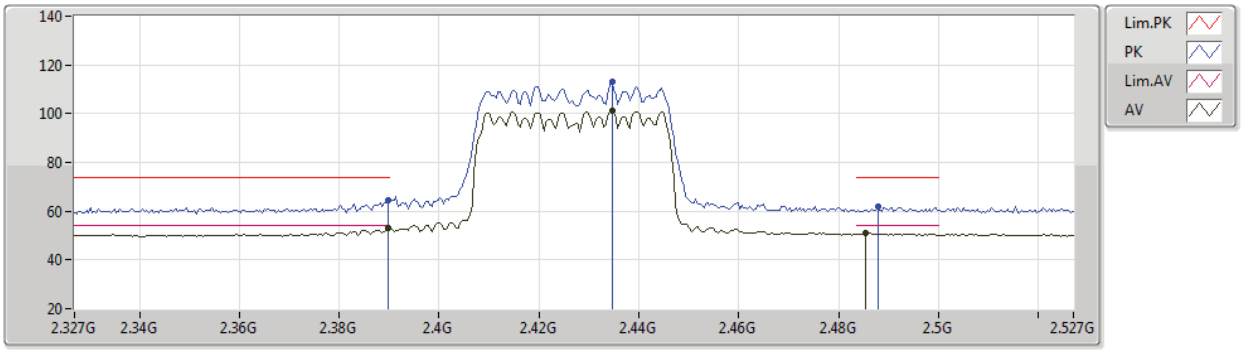

Type	Freq	Level	Limit	Margin	Factor	Dist	Condition	Azimuth	Height	Comment	Raw	AF	CL	PA
	(Hz)	(dBuV/m)	(dBuV/m)	(dB)	(dB)	(m)		(°)	(m)		(dBuV)	(dB)	(dB)	(dB)
AV	2.3898G	53.04	54.00	-0.96	32.90	3	Horizontal	104	1.83	-	20.14	27.62	5.28	-
AV	2.4346G	101.05	Inf	-Inf	32.86	3	Horizontal	104	1.83	-	68.19	27.53	5.33	-
AV	2.4854G	50.78	54.00	-3.22	32.82	3	Horizontal	104	1.83	-	17.96	27.43	5.39	-
PK	2.3898G	64.38	74.00	-9.62	32.90	3	Horizontal	104	1.83	-	31.48	27.62	5.28	-
PK	2.4346G	113.01	Inf	-Inf	32.86	3	Horizontal	104	1.83	-	80.15	27.53	5.33	-
PK	2.4878G	61.70	74.00	-12.30	32.81	3	Horizontal	104	1.83	-	28.89	27.42	5.39	-

802.11ax HEW40_Nss1,(MCS0)_4TX

2437MHz_TX

17/07/2020

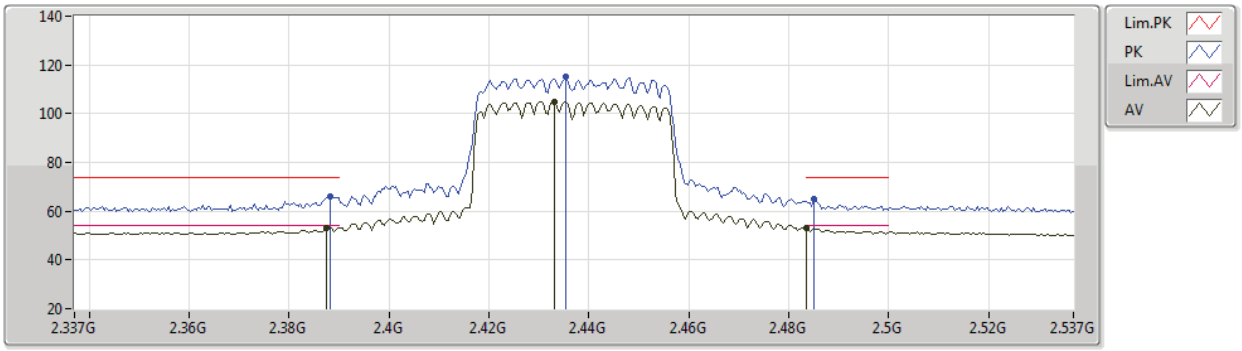

Type	Freq	Level	Limit	Margin	Factor	Dist	Condition	Azimuth	Height	Comment	Raw	AF	CL	PA
	(Hz)	(dBuV/m)	(dBuV/m)	(dB)	(dB)	(m)		(°)	(m)		(dBuV)	(dB)	(dB)	(dB)
AV	2.3874G	53.32	54.00	-0.68	32.91	3	Vertical	288	2.18	-	20.41	27.63	5.28	-
AV	2.433G	104.96	Inf	-Inf	32.86	3	Vertical	288	2.18	-	72.10	27.53	5.33	-
AV	2.4835G	53.36	54.00	-0.64	32.81	3	Vertical	288	2.18	-	20.55	27.43	5.38	-
PK	2.3882G	65.95	74.00	-8.05	32.90	3	Vertical	288	2.18	-	33.05	27.62	5.28	-
PK	2.4354G	115.22	Inf	-Inf	32.87	3	Vertical	288	2.18	-	82.35	27.53	5.34	-
PK	2.485G	64.96	74.00	-9.04	32.81	3	Vertical	288	2.18	-	32.15	27.43	5.38	-

802.11ax HEW40_Nss1,(MCS0)_4TX

2437MHz_TX

17/07/2020

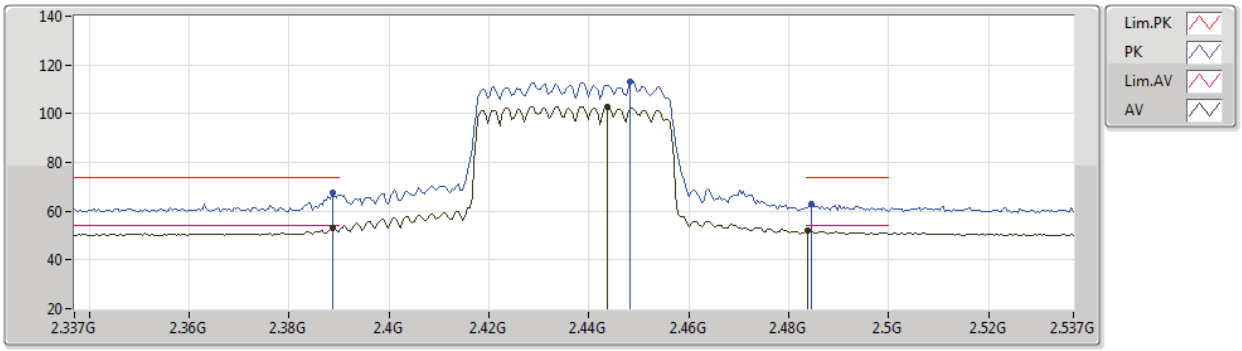

Type	Freq	Level	Limit	Margin	Factor	Dist	Condition	Azimuth	Height	Comment	Raw	AF	CL	PA
	(Hz)	(dBuV/m)	(dBuV/m)	(dB)	(dB)	(m)		(°)	(m)		(dBuV)	(dB)	(dB)	(dB)
AV	2.3886G	53.03	54.00	-0.97	32.90	3	Horizontal	99	1.80	-	20.13	27.62	5.28	-
AV	2.4438G	102.96	Inf	-Inf	32.85	3	Horizontal	99	1.80	-	70.11	27.51	5.34	-
AV	2.4838G	51.90	54.00	-2.10	32.81	3	Horizontal	99	1.80	-	19.09	27.43	5.38	-
PK	2.3886G	67.56	74.00	-6.44	32.90	3	Horizontal	99	1.80	-	34.66	27.62	5.28	-
PK	2.4482G	113.17	Inf	-Inf	32.85	3	Horizontal	99	1.80	-	80.32	27.50	5.35	-
PK	2.4846G	63.08	74.00	-10.92	32.81	3	Horizontal	99	1.80	-	30.27	27.43	5.38	-

802.11ax HEW40_Nss1,(MCS0)_4TX

2437MHz_TX

17/07/2020

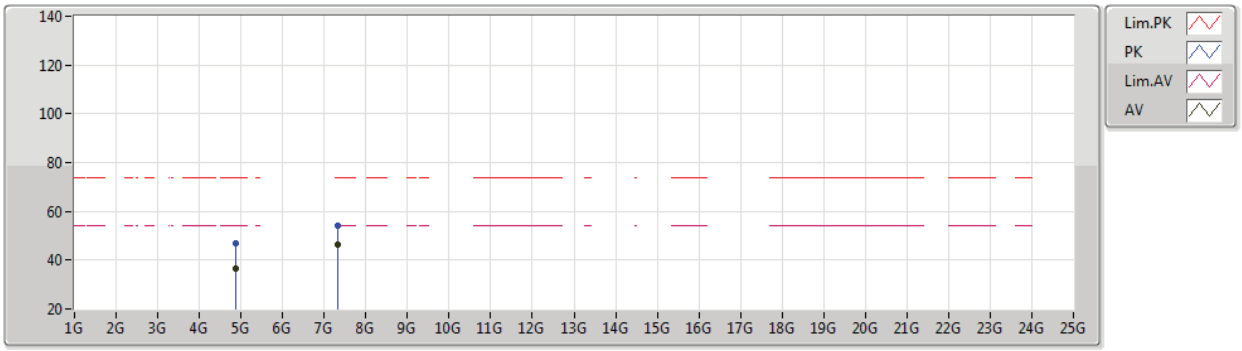

Type	Freq	Level	Limit	Margin	Factor	Dist	Condition	Azimuth	Height	Comment	Raw	AF	CL	PA
	(Hz)	(dBuV/m)	(dBuV/m)	(dB)	(dB)	(m)		(°)	(m)		(dBuV)	(dB)	(dB)	(dB)
AV	4.874G	36.71	54.00	-17.29	8.86	3	Vertical	265	1.93	-	27.85	31.10	7.14	29.38
AV	7.311G	46.13	54.00	-7.87	14.26	3	Vertical	257	1.50	-	31.87	36.32	8.30	30.36
PK	4.87478G	46.94	74.00	-27.06	8.86	3	Vertical	265	1.93	-	38.08	31.10	7.14	29.38
PK	7.31094G	54.07	74.00	-19.93	14.26	3	Vertical	257	1.50	-	39.81	36.32	8.30	30.36

802.11ax HEW40_Nss1,(MCS0)_4TX

2437MHz_TX

17/07/2020

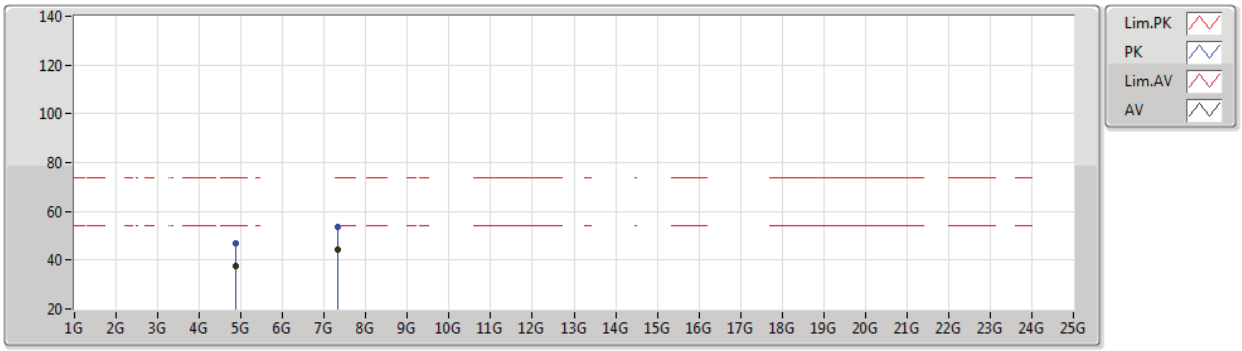

Type	Freq	Level	Limit	Margin	Factor	Dist	Condition	Azimuth	Height	Comment	Raw	AF	CL	PA
	(Hz)	(dBuV/m)	(dBuV/m)	(dB)	(dB)	(m)		(°)	(m)		(dBuV)	(dB)	(dB)	(dB)
AV	4.874G	37.65	54.00	-16.35	8.86	3	Horizontal	224	2.42	-	28.79	31.10	7.14	29.38
AV	7.311G	44.12	54.00	-9.88	14.26	3	Horizontal	68	1.01	-	29.86	36.32	8.30	30.36
PK	4.8719G	47.14	74.00	-26.86	8.86	3	Horizontal	224	2.42	-	38.28	31.10	7.14	29.38
PK	7.31112G	53.48	74.00	-20.52	14.26	3	Horizontal	68	1.01	-	39.22	36.32	8.30	30.36

802.11ax HEW40_Nss1,(MCS0)_4TX

2447MHz_TX

18/07/2020

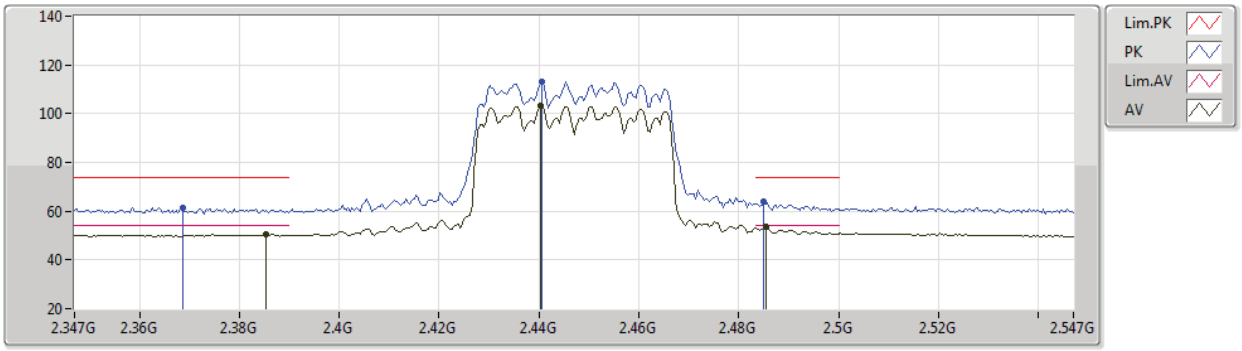

Type	Freq	Level	Limit	Margin	Factor	Dist	Condition	Azimuth	Height	Comment	Raw	AF	CL	PA
	(Hz)	(dBuV/m)	(dBuV/m)	(dB)	(dB)	(m)		(°)	(m)		(dBuV)	(dB)	(dB)	(dB)
AV	2.3854G	50.59	54.00	-3.41	32.91	3	Vertical	298	1.01	-	17.68	27.63	5.28	-
AV	2.4402G	103.26	Inf	-Inf	32.86	3	Vertical	298	1.01	-	70.40	27.52	5.34	-
AV	2.4854G	53.38	54.00	-0.62	32.82	3	Vertical	298	1.01	-	20.56	27.43	5.39	-
PK	2.3686G	61.43	74.00	-12.57	32.91	3	Vertical	298	1.01	-	28.52	27.66	5.25	-
PK	2.4406G	113.18	Inf	-Inf	32.86	3	Vertical	298	1.01	-	80.32	27.52	5.34	-
PK	2.485G	63.83	74.00	-10.17	32.81	3	Vertical	298	1.01	-	31.02	27.43	5.38	-

802.11ax HEW40_Nss1,(MCS0)_4TX

2447MHz_TX

18/07/2020

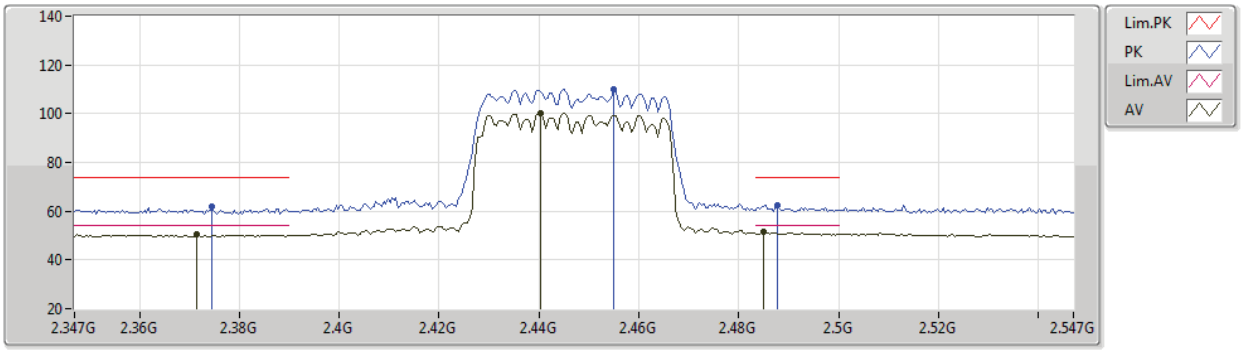

Type	Freq	Level	Limit	Margin	Factor	Dist	Condition	Azimuth	Height	Comment	Raw	AF	CL	PA
	(Hz)	(dBuV/m)	(dBuV/m)	(dB)	(dB)	(m)		(°)	(m)		(dBuV)	(dB)	(dB)	(dB)
AV	2.3714G	50.30	54.00	-3.70	32.92	3	Horizontal	92	1.47	-	17.38	27.66	5.26	-
AV	2.4402G	100.23	Inf	-Inf	32.86	3	Horizontal	92	1.47	-	67.37	27.52	5.34	-
AV	2.485G	51.73	54.00	-2.27	32.81	3	Horizontal	92	1.47	-	18.92	27.43	5.38	-
PK	2.3746G	61.71	74.00	-12.29	32.91	3	Horizontal	92	1.47	-	28.80	27.65	5.26	-
PK	2.455G	110.07	Inf	-Inf	32.84	3	Horizontal	92	1.47	-	77.23	27.49	5.35	-
PK	2.4878G	62.36	74.00	-11.64	32.81	3	Horizontal	92	1.47	-	29.55	27.42	5.39	-

802.11ax HEW40_Nss1,(MCS0)_4TX

2452MHz_TX

17/07/2020

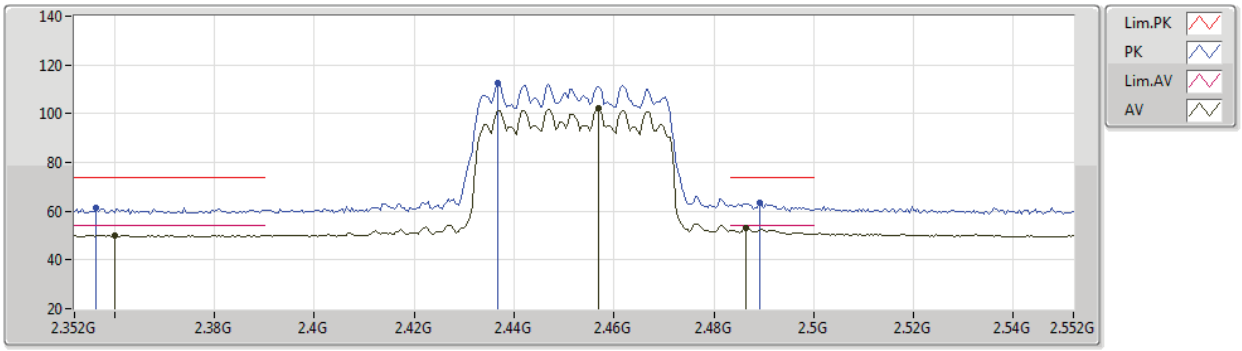

Type	Freq	Level	Limit	Margin	Factor	Dist	Condition	Azimuth	Height	Comment	Raw	AF	CL	PA
	(Hz)	(dBuV/m)	(dBuV/m)	(dB)	(dB)	(m)		(°)	(m)		(dBuV)	(dB)	(dB)	(dB)
AV	2.36G	50.17	54.00	-3.83	32.92	3	Vertical	320	1.19	-	17.25	27.68	5.24	-
AV	2.4568G	102.01	Inf	-Inf	32.85	3	Vertical	320	1.19	-	69.16	27.49	5.36	-
AV	2.4864G	53.08	54.00	-0.92	32.82	3	Vertical	320	1.19	-	20.26	27.43	5.39	-
PK	2.3564G	61.58	74.00	-12.42	32.92	3	Vertical	320	1.19	-	28.66	27.69	5.23	-
PK	2.4368G	112.38	Inf	-Inf	32.87	3	Vertical	320	1.19	-	79.51	27.53	5.34	-
PK	2.4892G	63.21	74.00	-10.79	32.81	3	Vertical	320	1.19	-	30.40	27.42	5.39	-

802.11ax HEW40_Nss1,(MCS0)_4TX

2452MHz_TX

17/07/2020

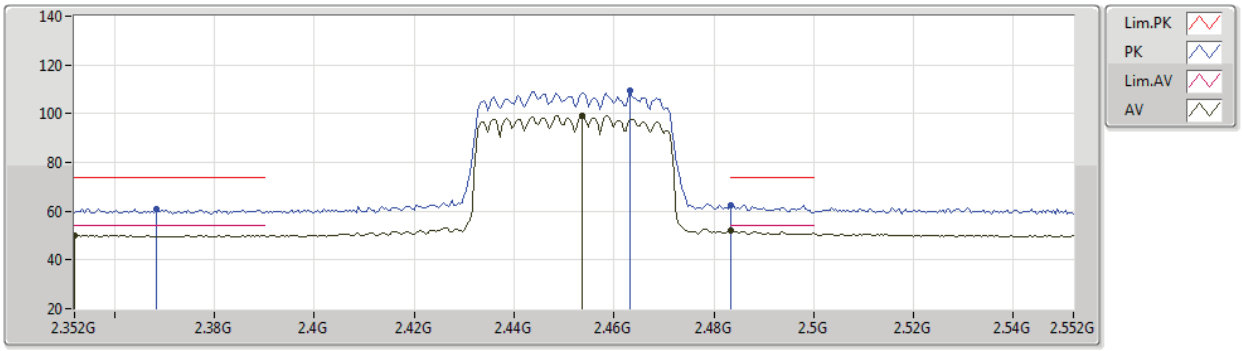

Type	Freq	Level	Limit	Margin	Factor	Dist	Condition	Azimuth	Height	Comment	Raw	AF	CL	PA
	(Hz)	(dBuV/m)	(dBuV/m)	(dB)	(dB)	(m)		(°)	(m)		(dBuV)	(dB)	(dB)	(dB)
AV	2.352G	50.04	54.00	-3.96	32.93	3	Horizontal	100	1.75	-	17.11	27.70	5.23	-
AV	2.4536G	99.10	Inf	-Inf	32.84	3	Horizontal	100	1.75	-	66.26	27.49	5.35	-
AV	2.4835G	52.08	54.00	-1.92	32.81	3	Horizontal	100	1.75	-	19.27	27.43	5.38	-
PK	2.3684G	60.98	74.00	-13.02	32.91	3	Horizontal	100	1.75	-	28.07	27.66	5.25	-
PK	2.4632G	109.48	Inf	-Inf	32.83	3	Horizontal	100	1.75	-	76.65	27.47	5.36	-
PK	2.4835G	62.30	74.00	-11.70	32.81	3	Horizontal	100	1.75	-	29.49	27.43	5.38	-

802.11ax HEW40_Nss1,(MCS0)_4TX

2452MHz_TX

17/07/2020

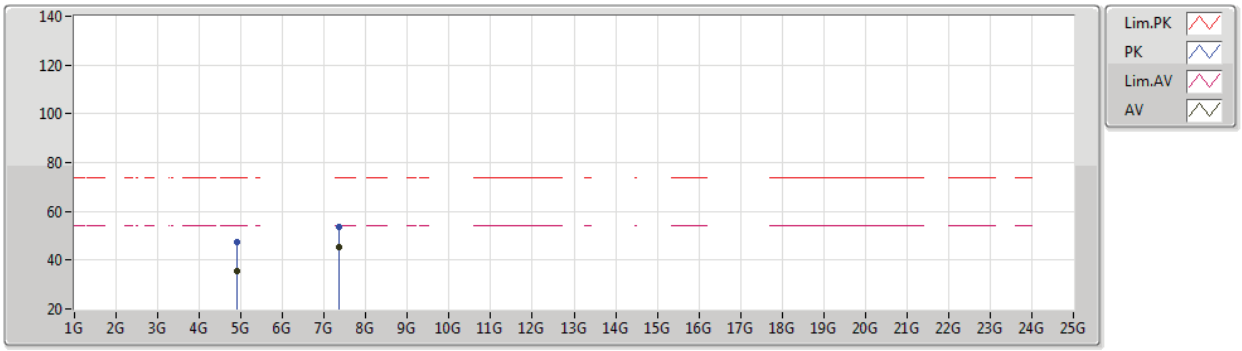

Type	Freq	Level	Limit	Margin	Factor	Dist	Condition	Azimuth	Height	Comment	Raw	AF	CL	PA
	(Hz)	(dBuV/m)	(dBuV/m)	(dB)	(dB)	(m)		(°)	(m)		(dBuV)	(dB)	(dB)	(dB)
AV	4.90478G	35.34	54.00	-18.66	8.90	3	Vertical	343	1.50	-	26.44	31.11	7.15	29.36
AV	7.35612G	45.49	54.00	-8.51	14.25	3	Vertical	256	1.42	-	31.24	36.35	8.30	30.40
PK	4.89596G	47.35	74.00	-26.65	8.88	3	Vertical	343	1.50	-	38.47	31.10	7.15	29.37
PK	7.35576G	53.63	74.00	-20.37	14.25	3	Vertical	256	1.42	-	39.38	36.35	8.30	30.40

802.11ax HEW40_Nss1,(MCS0)_4TX

2452MHz_TX

17/07/2020

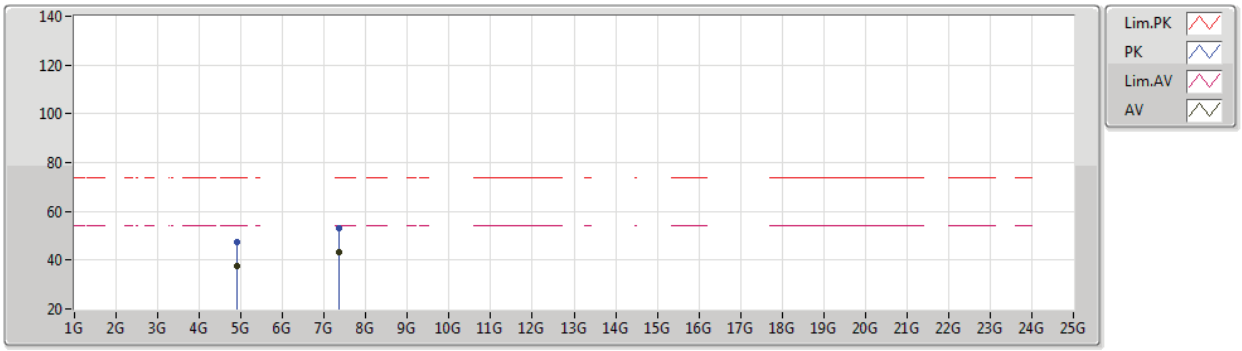

Type	Freq	Level	Limit	Margin	Factor	Dist	Condition	Azimuth	Height	Comment	Raw	AF	CL	PA
	(Hz)	(dBuV/m)	(dBuV/m)	(dB)	(dB)	(m)		(°)	(m)		(dBuV)	(dB)	(dB)	(dB)
AV	4.90392G	37.63	54.00	-16.37	8.90	3	Horizontal	221	1.97	-	28.73	31.11	7.15	29.36
AV	7.35594G	43.11	54.00	-10.89	14.25	3	Horizontal	42	2.20	-	28.86	36.35	8.30	30.40
PK	4.90396G	47.44	74.00	-26.56	8.90	3	Horizontal	221	1.97	-	38.54	31.11	7.15	29.36
PK	7.34808G	53.28	74.00	-20.72	14.31	3	Horizontal	42	2.20	-	38.97	36.40	8.30	30.39

Summary

Mode	Result	Type	Freq (Hz)	Level (dBuV/m)	Limit (dBuV/m)	Margin (dB)	Dist (m)	Condition	Azimuth (°)	Height (m)	Comments
2.4-2.4835GHz	-	-	-	-	-	-	-	-	-	-	-
802.11ax HEW40-BF_Nss1,(MCS0)_4TX	Pass	PK	51.34M	36.70	40.00	-3.30	3	Horizontal	360	1.00	-

Result

Mode	Result	Type	Freq (Hz)	Level (dBuV/m)	Limit (dBuV/m)	Margin (dB)	Dist (m)	Condition	Azimuth (°)	Height (m)	Comments
802.11ax HEW40-BF_Nss1,(MCS0)_4TX	-	-	-	-	-	-	-	-	-	-	-
2437MHz_Adapter	Pass	PK	99.84M	30.31	43.50	-13.19	3	Vertical	360	1.00	-
2437MHz_Adapter	Pass	PK	229.82M	29.28	46.00	-16.72	3	Vertical	360	1.00	-
2437MHz_Adapter	Pass	PK	303.54M	28.13	46.00	-17.87	3	Vertical	360	1.00	-
2437MHz_Adapter	Pass	PK	421.88M	36.92	46.00	-9.08	3	Vertical	360	1.00	-
2437MHz_Adapter	Pass	PK	472.32M	32.36	46.00	-13.64	3	Vertical	360	1.00	-
2437MHz_Adapter	Pass	QP	57.16M	35.32	40.00	-4.68	3	Vertical	138	1.00	-
2437MHz_Adapter	Pass	PK	51.34M	36.70	40.00	-3.30	3	Horizontal	360	1.00	-
2437MHz_Adapter	Pass	PK	225.94M	35.01	46.00	-10.99	3	Horizontal	360	1.00	-
2437MHz_Adapter	Pass	PK	416.06M	31.69	46.00	-14.31	3	Horizontal	360	1.00	-
2437MHz_Adapter	Pass	PK	447.1M	31.53	46.00	-14.47	3	Horizontal	360	1.00	-
2437MHz_Adapter	Pass	PK	513.06M	31.04	46.00	-14.96	3	Horizontal	360	1.00	-
2437MHz_Adapter	Pass	QP	31.94M	34.01	40.00	-5.99	3	Horizontal	210	2.97	-

802.11ax HEW40-BF_Nss1,(MCS0)_4TX

2437MHz_Adapter

17/08/2020

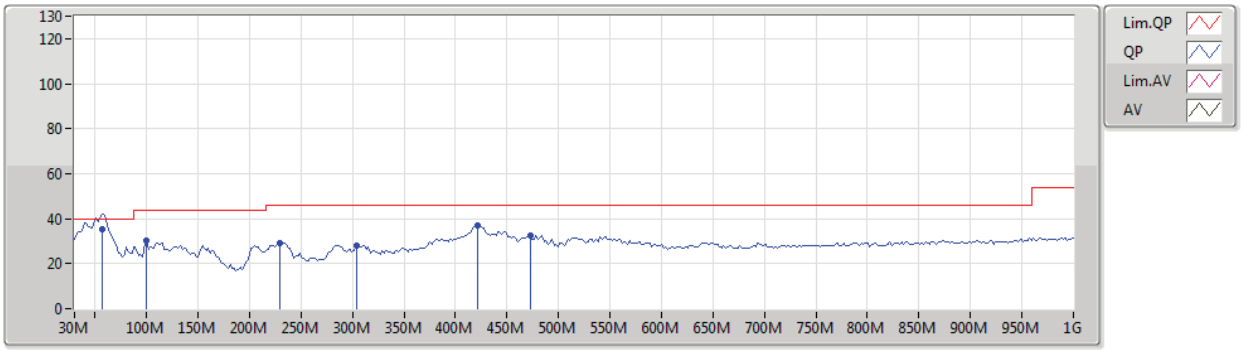

Type	Freq	Level	Limit	Margin	Factor	Dist	Condition	Azimuth	Height	Comment	Raw	AF	CL	PA
	(Hz)	(dBuV/m)	(dBuV/m)	(dB)	(dB)	(m)		(°)	(m)		(dBuV)	(dB)	(dB)	(dB)
PK	99.84M	30.31	43.50	-13.19	-9.86	3	Vertical	360	1.00	-	40.17	15.93	1.60	27.39
PK	229.82M	29.28	46.00	-16.72	-9.18	3	Vertical	360	1.00	-	38.46	15.13	2.48	26.79
PK	303.54M	28.13	46.00	-17.87	-5.23	3	Vertical	360	1.00	-	33.36	18.53	2.91	26.67
PK	421.88M	36.92	46.00	-9.08	-2.29	3	Vertical	360	1.00	-	39.21	21.81	3.34	27.44
PK	472.32M	32.36	46.00	-13.64	-1.73	3	Vertical	360	1.00	-	34.09	22.47	3.53	27.73
QP	57.16M	35.32	40.00	-4.68	-14.71	3	Vertical	138	1.00	-	50.03	11.59	1.20	27.50

802.11ax HEW40-BF_Nss1,(MCS0)_4TX

2437MHz_Adapter

17/08/2020

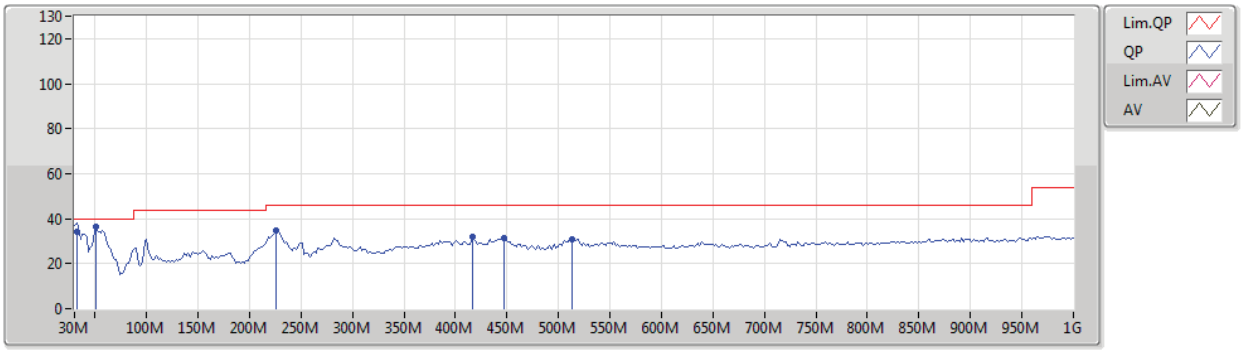

Type	Freq	Level	Limit	Margin	Factor	Dist	Condition	Azimuth	Height	Comment	Raw	AF	CL	PA
	(Hz)	(dBuV/m)	(dBuV/m)	(dB)	(dB)	(m)		(°)	(m)		(dBuV)	(dB)	(dB)	(dB)
PK	51.34M	36.70	40.00	-3.30	-13.73	3	Horizontal	360	1.00	-	50.43	12.65	1.13	27.51
PK	225.94M	35.01	46.00	-10.99	-9.63	3	Horizontal	360	1.00	-	44.64	14.72	2.46	26.81
PK	416.06M	31.69	46.00	-14.31	-2.23	3	Horizontal	360	1.00	-	33.92	21.83	3.33	27.39
PK	447.1M	31.53	46.00	-14.47	-2.34	3	Horizontal	360	1.00	-	33.87	21.93	3.39	27.66
PK	513.06M	31.04	46.00	-14.96	-1.59	3	Horizontal	360	1.00	-	32.63	22.51	3.75	27.85
QP	31.94M	34.01	40.00	-5.99	-4.71	3	Horizontal	210	2.97	-	38.72	22.02	0.84	27.57

Summary

Mode	Result	Type	Freq (Hz)	Level (dBuV/m)	Limit (dBuV/m)	Margin (dB)	Dist (m)	Condition	Azimuth (°)	Height (m)	Comments
2.4-2.4835GHz	-	-	-	-	-	-	-	-	-	-	-
802.11ax HEW20-BF_Nss1,(MCS0)_4TX	Pass	AV	2.3898G	53.35	54.00	-0.65	3	Vertical	332	1.47	-
802.11ax HEW40-BF_Nss1,(MCS0)_4TX	Pass	AV	2.4835G	53.40	54.00	-0.60	3	Vertical	339	1.10	-

Result

Mode	Result	Type	Freq (Hz)	Level (dBuV/m)	Limit (dBuV/m)	Margin (dB)	Dist (m)	Condition	Azimuth (°)	Height (m)	Comments
802.11ax HEW20-BF_Nss1,(MCS0)_4TX	-	-	-	-	-	-	-	-	-	-	-
2412MHz	Pass	AV	2.3894G	52.93	54.00	-1.07	3	Vertical	336	1.31	-
2412MHz	Pass	AV	2.4202G	110.13	Inf	-Inf	3	Vertical	336	1.31	-
2412MHz	Pass	PK	2.39G	65.01	74.00	-8.99	3	Vertical	336	1.31	-
2412MHz	Pass	PK	2.4196G	120.66	Inf	-Inf	3	Vertical	336	1.31	-
2412MHz	Pass	AV	2.3812G	50.64	54.00	-3.36	3	Horizontal	107	1.77	-
2412MHz	Pass	AV	2.4112G	108.25	Inf	-Inf	3	Horizontal	107	1.77	-
2412MHz	Pass	PK	2.3858G	62.90	74.00	-11.10	3	Horizontal	107	1.77	-
2412MHz	Pass	PK	2.42G	115.87	Inf	-Inf	3	Horizontal	107	1.77	-
2412MHz	Pass	AV	4.82406G	36.96	54.00	-17.04	3	Vertical	264	1.83	-
2412MHz	Pass	PK	4.82436G	47.79	74.00	-26.21	3	Vertical	264	1.83	-
2412MHz	Pass	AV	4.82406G	40.82	54.00	-13.18	3	Horizontal	228	2.37	-
2412MHz	Pass	PK	4.82382G	50.40	74.00	-23.60	3	Horizontal	228	2.37	-
2417MHz	Pass	AV	2.3898G	53.35	54.00	-0.65	3	Vertical	332	1.47	-
2417MHz	Pass	AV	2.4208G	113.23	Inf	-Inf	3	Vertical	332	1.47	-
2417MHz	Pass	PK	2.39G	69.29	74.00	-4.71	3	Vertical	332	1.47	-
2417MHz	Pass	PK	2.4218G	124.10	Inf	-Inf	3	Vertical	332	1.47	-
2417MHz	Pass	AV	2.39G	52.02	54.00	-1.98	3	Horizontal	113	2.03	-
2417MHz	Pass	AV	2.4178G	111.11	Inf	-Inf	3	Horizontal	113	2.03	-
2417MHz	Pass	PK	2.39G	67.60	74.00	-6.40	3	Horizontal	113	2.03	-
2417MHz	Pass	PK	2.4142G	114.33	Inf	-Inf	3	Horizontal	113	2.03	-
2437MHz	Pass	AV	2.3898G	51.68	54.00	-2.32	3	Vertical	72	1.33	-
2437MHz	Pass	AV	2.4458G	118.28	Inf	-Inf	3	Vertical	72	1.33	-
2437MHz	Pass	AV	2.4846G	52.79	54.00	-1.21	3	Vertical	72	1.33	-
2437MHz	Pass	PK	2.3886G	63.30	74.00	-10.70	3	Vertical	72	1.33	-
2437MHz	Pass	PK	2.4458G	128.28	Inf	-Inf	3	Vertical	72	1.33	-
2437MHz	Pass	PK	2.487G	67.02	74.00	-6.98	3	Vertical	72	1.33	-
2437MHz	Pass	AV	2.3886G	51.17	54.00	-2.83	3	Horizontal	309	1.47	-
2437MHz	Pass	AV	2.4282G	115.45	Inf	-Inf	3	Horizontal	309	1.47	-
2437MHz	Pass	AV	2.4835G	51.93	54.00	-2.07	3	Horizontal	309	1.47	-
2437MHz	Pass	PK	2.3898G	63.31	74.00	-10.69	3	Horizontal	309	1.47	-
2437MHz	Pass	PK	2.429G	126.15	Inf	-Inf	3	Horizontal	309	1.47	-
2437MHz	Pass	PK	2.4835G	63.25	74.00	-10.75	3	Horizontal	309	1.47	-
2437MHz	Pass	AV	4.87398G	46.39	54.00	-7.61	3	Vertical	280	1.01	-
2437MHz	Pass	AV	7.31102G	49.41	54.00	-4.59	3	Vertical	264	1.02	-
2437MHz	Pass	PK	4.87378G	52.63	74.00	-21.37	3	Vertical	280	1.01	-
2437MHz	Pass	PK	7.3111G	56.10	74.00	-17.90	3	Vertical	264	1.02	-
2437MHz	Pass	AV	4.8741G	42.72	54.00	-11.28	3	Horizontal	137	2.51	-
2437MHz	Pass	AV	7.31104G	45.44	54.00	-8.56	3	Horizontal	330	1.06	-
2437MHz	Pass	PK	4.87238G	49.54	74.00	-24.46	3	Horizontal	137	2.51	-
2437MHz	Pass	PK	7.31086G	54.47	74.00	-19.53	3	Horizontal	330	1.06	-
2457MHz	Pass	AV	2.4656G	109.90	Inf	-Inf	3	Vertical	295	1.93	-
2457MHz	Pass	AV	2.4835G	53.25	54.00	-0.75	3	Vertical	295	1.93	-
2457MHz	Pass	PK	2.4656G	121.37	Inf	-Inf	3	Vertical	295	1.93	-
2457MHz	Pass	PK	2.4842G	66.73	74.00	-7.27	3	Vertical	295	1.93	-
2457MHz	Pass	AV	2.4596G	108.51	Inf	-Inf	3	Horizontal	268	1.50	-
2457MHz	Pass	AV	2.4878G	50.60	54.00	-3.40	3	Horizontal	268	1.50	-
2457MHz	Pass	PK	2.4596G	118.92	Inf	-Inf	3	Horizontal	268	1.50	-

Mode	Result	Type	Freq (Hz)	Level (dBuV/m)	Limit (dBuV/m)	Margin (dB)	Dist (m)	Condition	Azimuth (°)	Height (m)	Comments
2457MHz	Pass	PK	2.4876G	61.96	74.00	-12.04	3	Horizontal	268	1.50	-
2462MHz	Pass	AV	2.4538G	110.07	Inf	-Inf	3	Vertical	288	2.40	-
2462MHz	Pass	AV	2.4835G	52.94	54.00	-1.06	3	Vertical	288	2.40	-
2462MHz	Pass	PK	2.4538G	121.56	Inf	-Inf	3	Vertical	288	2.40	-
2462MHz	Pass	PK	2.4835G	64.66	74.00	-9.34	3	Vertical	288	2.40	-
2462MHz	Pass	AV	2.4604G	108.38	Inf	-Inf	3	Horizontal	265	1.49	-
2462MHz	Pass	AV	2.4835G	50.80	54.00	-3.20	3	Horizontal	265	1.49	-
2462MHz	Pass	PK	2.4592G	119.48	Inf	-Inf	3	Horizontal	265	1.49	-
2462MHz	Pass	PK	2.499G	62.67	74.00	-11.33	3	Horizontal	265	1.49	-
2462MHz	Pass	AV	4.92396G	40.07	54.00	-13.93	3	Vertical	266	1.88	-
2462MHz	Pass	AV	7.386G	49.77	54.00	-4.23	3	Vertical	258	1.01	-
2462MHz	Pass	PK	4.92376G	49.74	74.00	-24.26	3	Vertical	266	1.88	-
2462MHz	Pass	PK	7.38588G	55.92	74.00	-18.08	3	Vertical	258	1.01	-
2462MHz	Pass	AV	4.924G	40.19	54.00	-13.81	3	Horizontal	261	3.00	-
2462MHz	Pass	AV	7.38598G	46.69	54.00	-7.31	3	Horizontal	349	1.56	-
2462MHz	Pass	PK	4.9241G	49.81	74.00	-24.19	3	Horizontal	261	3.00	-
2462MHz	Pass	PK	7.38602G	55.19	74.00	-18.81	3	Horizontal	349	1.56	-
802.11ax HEW40-BF_Nss1,(MCS0)_4TX	-	-	-	-	-	-	-	-	-	-	-
2422MHz	Pass	AV	2.39G	53.08	54.00	-0.92	3	Vertical	108	2.62	-
2422MHz	Pass	AV	2.4108G	103.46	Inf	-Inf	3	Vertical	108	2.62	-
2422MHz	Pass	AV	2.488G	50.17	54.00	-3.83	3	Vertical	108	2.62	-
2422MHz	Pass	PK	2.3888G	64.56	74.00	-9.44	3	Vertical	108	2.62	-
2422MHz	Pass	PK	2.4204G	114.19	Inf	-Inf	3	Vertical	108	2.62	-
2422MHz	Pass	PK	2.4896G	61.44	74.00	-12.56	3	Vertical	108	2.62	-
2422MHz	Pass	AV	2.39G	52.64	54.00	-1.36	3	Horizontal	109	2.10	-
2422MHz	Pass	AV	2.4136G	105.88	Inf	-Inf	3	Horizontal	109	2.10	-
2422MHz	Pass	AV	2.4864G	50.40	54.00	-3.60	3	Horizontal	109	2.10	-
2422MHz	Pass	PK	2.39G	64.11	74.00	-9.89	3	Horizontal	109	2.10	-
2422MHz	Pass	PK	2.42G	113.13	Inf	-Inf	3	Horizontal	109	2.10	-
2422MHz	Pass	PK	2.4864G	61.75	74.00	-12.25	3	Horizontal	109	2.10	-
2422MHz	Pass	AV	4.84382G	37.68	54.00	-16.32	3	Vertical	269	1.86	-
2422MHz	Pass	AV	7.26596G	49.16	54.00	-4.84	3	Vertical	261	1.02	-
2422MHz	Pass	PK	4.84382G	48.44	74.00	-25.56	3	Vertical	269	1.86	-
2422MHz	Pass	PK	7.26584G	55.67	74.00	-18.33	3	Vertical	261	1.02	-
2422MHz	Pass	AV	4.8439G	39.04	54.00	-14.96	3	Horizontal	222	1.94	-
2422MHz	Pass	AV	7.266G	45.07	54.00	-8.93	3	Horizontal	322	1.05	-
2422MHz	Pass	PK	4.8438G	49.07	74.00	-24.93	3	Horizontal	222	1.94	-
2422MHz	Pass	PK	7.26598G	53.76	74.00	-20.24	3	Horizontal	322	1.05	-
2427MHz	Pass	AV	2.3894G	53.35	54.00	-0.65	3	Vertical	335	1.18	-
2427MHz	Pass	AV	2.4358G	107.72	Inf	-Inf	3	Vertical	335	1.18	-
2427MHz	Pass	AV	2.4842G	50.60	54.00	-3.40	3	Vertical	335	1.18	-
2427MHz	Pass	PK	2.3886G	68.26	74.00	-5.74	3	Vertical	335	1.18	-
2427MHz	Pass	PK	2.4362G	118.54	Inf	-Inf	3	Vertical	335	1.18	-
2427MHz	Pass	PK	2.4862G	61.80	74.00	-12.20	3	Vertical	335	1.18	-
2427MHz	Pass	AV	2.3886G	53.07	54.00	-0.93	3	Horizontal	103	1.65	-
2427MHz	Pass	AV	2.4186G	107.70	Inf	-Inf	3	Horizontal	103	1.65	-
2427MHz	Pass	AV	2.4846G	50.60	54.00	-3.40	3	Horizontal	103	1.65	-
2427MHz	Pass	PK	2.3886G	65.92	74.00	-8.08	3	Horizontal	103	1.65	-
2427MHz	Pass	PK	2.4214G	115.91	Inf	-Inf	3	Horizontal	103	1.65	-

Mode	Result	Type	Freq (Hz)	Level (dBuV/m)	Limit (dBuV/m)	Margin (dB)	Dist (m)	Condition	Azimuth (°)	Height (m)	Comments
2427MHz	Pass	PK	2.4862G	61.75	74.00	-12.25	3	Horizontal	103	1.65	-
2437MHz	Pass	AV	2.3898G	53.21	54.00	-0.79	3	Vertical	333	1.50	-
2437MHz	Pass	AV	2.435G	108.57	Inf	-Inf	3	Vertical	333	1.50	-
2437MHz	Pass	AV	2.4854G	51.59	54.00	-2.41	3	Vertical	333	1.50	-
2437MHz	Pass	PK	2.3898G	66.55	74.00	-7.45	3	Vertical	333	1.50	-
2437MHz	Pass	PK	2.435G	119.66	Inf	-Inf	3	Vertical	333	1.50	-
2437MHz	Pass	PK	2.4862G	63.73	74.00	-10.27	3	Vertical	333	1.50	-
2437MHz	Pass	AV	2.3886G	52.48	54.00	-1.52	3	Horizontal	112	1.59	-
2437MHz	Pass	AV	2.4286G	107.61	Inf	-Inf	3	Horizontal	112	1.59	-
2437MHz	Pass	AV	2.485G	51.58	54.00	-2.42	3	Horizontal	112	1.59	-
2437MHz	Pass	PK	2.3894G	64.37	74.00	-9.63	3	Horizontal	112	1.59	-
2437MHz	Pass	PK	2.423G	114.92	Inf	-Inf	3	Horizontal	112	1.59	-
2437MHz	Pass	PK	2.4838G	63.34	74.00	-10.66	3	Horizontal	112	1.59	-
2437MHz	Pass	AV	4.87402G	39.07	54.00	-14.93	3	Vertical	264	1.96	-
2437MHz	Pass	AV	7.31104G	49.84	54.00	-4.16	3	Vertical	268	1.02	-
2437MHz	Pass	PK	4.87418G	51.71	74.00	-22.29	3	Vertical	264	1.96	-
2437MHz	Pass	PK	7.3108G	56.72	74.00	-17.28	3	Vertical	268	1.02	-
2437MHz	Pass	AV	4.87398G	37.69	54.00	-16.31	3	Horizontal	210	2.77	-
2437MHz	Pass	AV	7.311G	46.56	54.00	-7.44	3	Horizontal	329	1.82	-
2437MHz	Pass	PK	4.87396G	48.29	74.00	-25.71	3	Horizontal	210	2.77	-
2437MHz	Pass	PK	7.31116G	54.45	74.00	-19.55	3	Horizontal	329	1.82	-
2447MHz	Pass	AV	2.3858G	50.24	54.00	-3.76	3	Vertical	28	1.53	-
2447MHz	Pass	AV	2.451G	107.32	Inf	-Inf	3	Vertical	28	1.53	-
2447MHz	Pass	AV	2.4835G	53.25	54.00	-0.75	3	Vertical	28	1.53	-
2447MHz	Pass	PK	2.3666G	62.47	74.00	-11.53	3	Vertical	28	1.53	-
2447MHz	Pass	PK	2.451G	117.82	Inf	-Inf	3	Vertical	28	1.53	-
2447MHz	Pass	PK	2.4846G	64.46	74.00	-9.54	3	Vertical	28	1.53	-
2447MHz	Pass	AV	2.3898G	50.43	54.00	-3.57	3	Horizontal	108	1.93	-
2447MHz	Pass	AV	2.4362G	106.91	Inf	-Inf	3	Horizontal	108	1.93	-
2447MHz	Pass	AV	2.4838G	52.62	54.00	-1.38	3	Horizontal	108	1.93	-
2447MHz	Pass	PK	2.3862G	62.86	74.00	-11.14	3	Horizontal	108	1.93	-
2447MHz	Pass	PK	2.4414G	114.06	Inf	-Inf	3	Horizontal	108	1.93	-
2447MHz	Pass	PK	2.4854G	64.88	74.00	-9.12	3	Horizontal	108	1.93	-
2452MHz	Pass	AV	2.3788G	50.47	54.00	-3.53	3	Vertical	339	1.10	-
2452MHz	Pass	AV	2.4372G	107.67	Inf	-Inf	3	Vertical	339	1.10	-
2452MHz	Pass	AV	2.4835G	53.40	54.00	-0.60	3	Vertical	339	1.10	-
2452MHz	Pass	PK	2.372G	62.38	74.00	-11.62	3	Vertical	339	1.10	-
2452MHz	Pass	PK	2.438G	119.73	Inf	-Inf	3	Vertical	339	1.10	-
2452MHz	Pass	PK	2.4892G	65.66	74.00	-8.34	3	Vertical	339	1.10	-
2452MHz	Pass	AV	2.39G	50.24	54.00	-3.76	3	Horizontal	111	1.77	-
2452MHz	Pass	AV	2.4436G	107.56	Inf	-Inf	3	Horizontal	111	1.77	-
2452MHz	Pass	AV	2.484G	53.10	54.00	-0.90	3	Horizontal	111	1.77	-
2452MHz	Pass	PK	2.3736G	61.80	74.00	-12.20	3	Horizontal	111	1.77	-
2452MHz	Pass	PK	2.438G	114.33	Inf	-Inf	3	Horizontal	111	1.77	-
2452MHz	Pass	PK	2.4844G	64.34	74.00	-9.66	3	Horizontal	111	1.77	-
2452MHz	Pass	AV	4.9038G	36.42	54.00	-17.58	3	Vertical	292	1.01	-
2452MHz	Pass	AV	7.35598G	47.44	54.00	-6.56	3	Vertical	258	1.02	-
2452MHz	Pass	PK	4.90398G	48.38	74.00	-25.62	3	Vertical	292	1.01	-
2452MHz	Pass	PK	7.35586G	54.82	74.00	-19.18	3	Vertical	258	1.02	-

Mode	Result	Type	Freq (Hz)	Level (dBuV/m)	Limit (dBuV/m)	Margin (dB)	Dist (m)	Condition	Azimuth (°)	Height (m)	Comments
2452MHz	Pass	AV	4.90394G	40.26	54.00	-13.74	3	Horizontal	230	2.24	-
2452MHz	Pass	AV	7.35594G	44.28	54.00	-9.72	3	Horizontal	322	1.50	-
2452MHz	Pass	PK	4.90374G	50.91	74.00	-23.09	3	Horizontal	230	2.24	-
2452MHz	Pass	PK	7.35616G	53.78	74.00	-20.22	3	Horizontal	322	1.50	-

802.11ax HEW20-BF_Nss1,(MCS0)_4TX

2412MHz_TX

25/07/2020

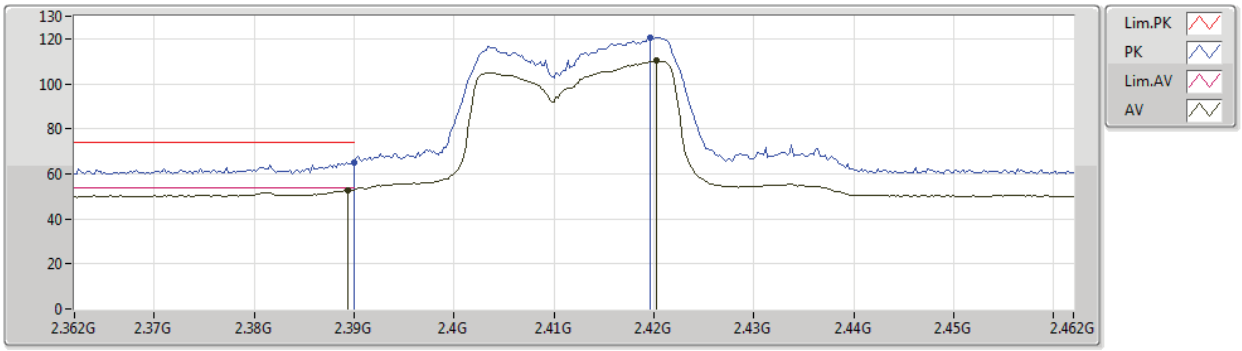

Type	Freq	Level	Limit	Margin	Factor	Dist	Condition	Azimuth	Height	Comment	Raw	AF	CL	PA
	(Hz)	(dBuV/m)	(dBuV/m)	(dB)	(dB)	(m)		(°)	(m)		(dBuV)	(dB)	(dB)	(dB)
AV	2.3894G	52.93	54.00	-1.07	32.90	3	Vertical	336	1.31	-	20.03	27.62	5.28	-
AV	2.4202G	110.13	Inf	-Inf	32.88	3	Vertical	336	1.31	-	77.25	27.56	5.32	-
PK	2.39G	65.01	74.00	-8.99	32.91	3	Vertical	336	1.31	-	32.10	27.62	5.29	-
PK	2.4196G	120.66	Inf	-Inf	32.88	3	Vertical	336	1.31	-	87.78	27.56	5.32	-

802.11ax HEW20-BF_Nss1,(MCS0)_4TX

2412MHz_TX

25/07/2020

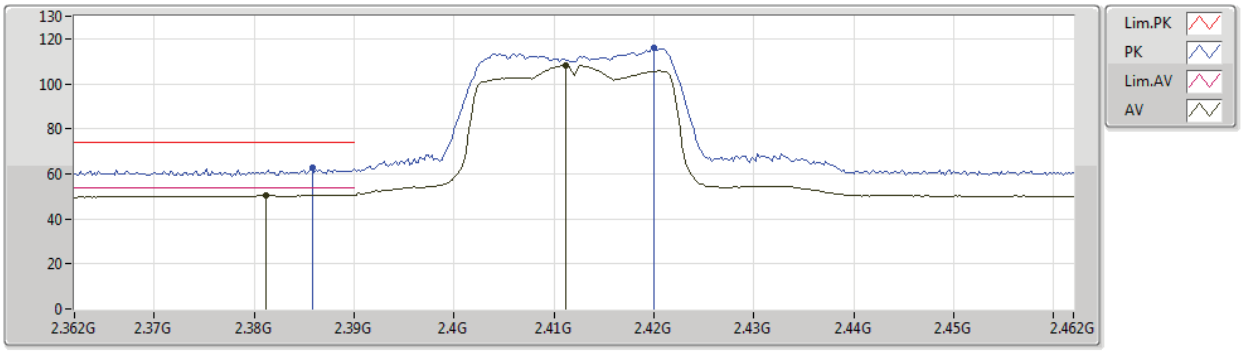

Type	Freq	Level	Limit	Margin	Factor	Dist	Condition	Azimuth	Height	Comment	Raw	AF	CL	PA
	(Hz)	(dBuV/m)	(dBuV/m)	(dB)	(dB)	(m)		(°)	(m)		(dBuV)	(dB)	(dB)	(dB)
AV	2.3812G	50.64	54.00	-3.36	32.91	3	Horizontal	107	1.77	-	17.73	27.64	5.27	-
AV	2.4112G	108.25	Inf	-Inf	32.89	3	Horizontal	107	1.77	-	75.36	27.58	5.31	-
PK	2.3858G	62.90	74.00	-11.10	32.91	3	Horizontal	107	1.77	-	29.99	27.63	5.28	-
PK	2.42G	115.87	Inf	-Inf	32.88	3	Horizontal	107	1.77	-	82.99	27.56	5.32	-

802.11ax HEW20-BF_Nss1,(MCS0)_4TX

2412MHz_TX

25/07/2020

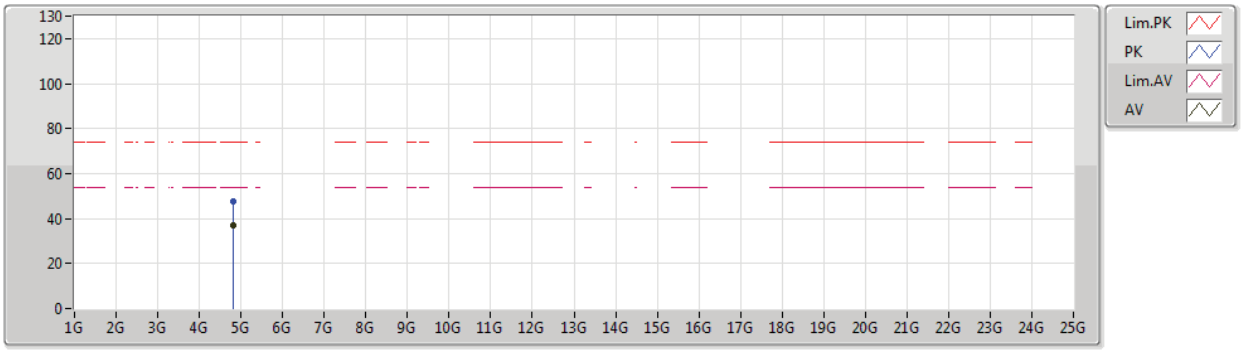

Type	Freq	Level	Limit	Margin	Factor	Dist	Condition	Azimuth	Height	Comment	Raw	AF	CL	PA
	(Hz)	(dBuV/m)	(dBuV/m)	(dB)	(dB)	(m)		(°)	(m)		(dBuV)	(dB)	(dB)	(dB)
AV	4.82406G	36.96	54.00	-17.04	8.81	3	Vertical	264	1.83	-	28.15	31.10	7.11	29.40
PK	4.82436G	47.79	74.00	-26.21	8.81	3	Vertical	264	1.83	-	38.98	31.10	7.11	29.40

802.11ax HEW20-BF_Nss1,(MCS0)_4TX

2412MHz_TX

25/07/2020

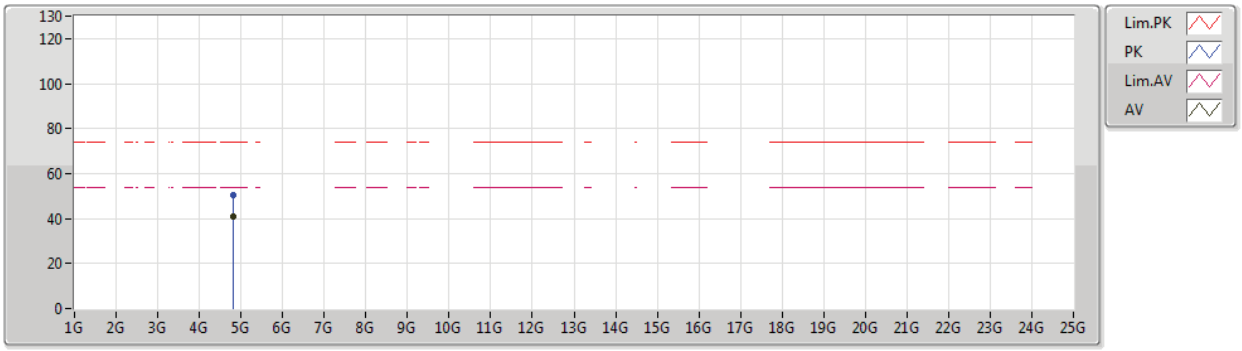

Type	Freq	Level	Limit	Margin	Factor	Dist	Condition	Azimuth	Height	Comment	Raw	AF	CL	PA
	(Hz)	(dBuV/m)	(dBuV/m)	(dB)	(dB)	(m)		(°)	(m)		(dBuV)	(dB)	(dB)	(dB)
AV	4.82406G	40.82	54.00	-13.18	8.81	3	Horizontal	228	2.37	-	32.01	31.10	7.11	29.40
PK	4.82382G	50.40	74.00	-23.60	8.81	3	Horizontal	228	2.37	-	41.59	31.10	7.11	29.40

802.11ax HEW20-BF_Nss1,(MCS0)_4TX

2417MHz_TX

25/07/2020

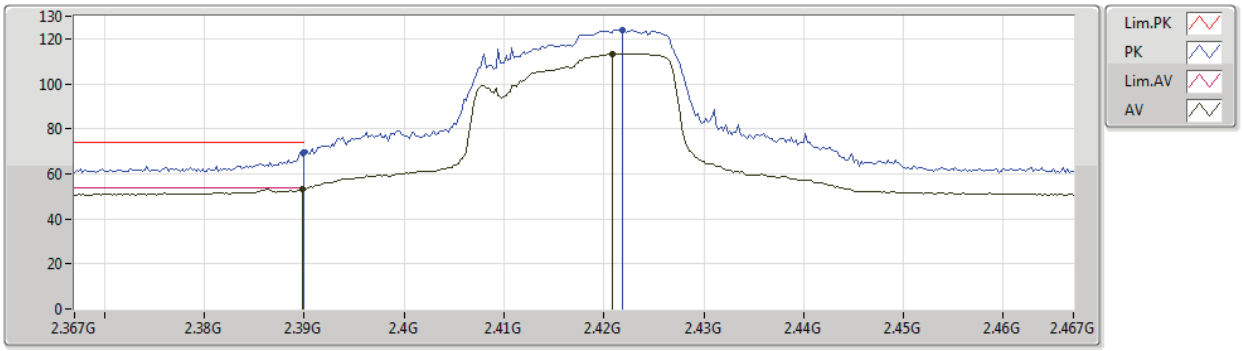

Type	Freq	Level	Limit	Margin	Factor	Dist	Condition	Azimuth	Height	Comment	Raw	AF	CL	PA
	(Hz)	(dBuV/m)	(dBuV/m)	(dB)	(dB)	(m)		(°)	(m)		(dBuV)	(dB)	(dB)	(dB)
AV	2.3898G	53.35	54.00	-0.65	32.90	3	Vertical	332	1.47	-	20.45	27.62	5.28	-
AV	2.4208G	113.23	Inf	-Inf	32.88	3	Vertical	332	1.47	-	80.35	27.56	5.32	-
PK	2.39G	69.29	74.00	-4.71	32.91	3	Vertical	332	1.47	-	36.38	27.62	5.29	-
PK	2.4218G	124.10	Inf	-Inf	32.88	3	Vertical	332	1.47	-	91.22	27.56	5.32	-

802.11ax HEW20-BF_Nss1,(MCS0)_4TX

2417MHz_TX

25/07/2020

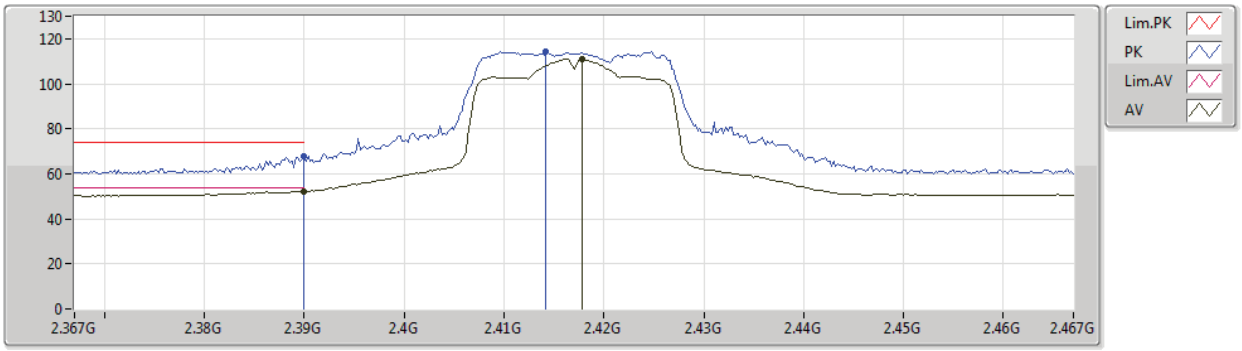

Type	Freq	Level	Limit	Margin	Factor	Dist	Condition	Azimuth	Height	Comment	Raw	AF	CL	PA
	(Hz)	(dBuV/m)	(dBuV/m)	(dB)	(dB)	(m)		(°)	(m)		(dBuV)	(dB)	(dB)	(dB)
AV	2.39G	52.02	54.00	-1.98	32.91	3	Horizontal	113	2.03	-	19.11	27.62	5.29	-
AV	2.4178G	111.11	Inf	-Inf	32.88	3	Horizontal	113	2.03	-	78.23	27.56	5.32	-
PK	2.39G	67.60	74.00	-6.40	32.91	3	Horizontal	113	2.03	-	34.69	27.62	5.29	-
PK	2.4142G	114.33	Inf	-Inf	32.88	3	Horizontal	113	2.03	-	81.45	27.57	5.31	-

802.11ax HEW20-BF_Nss1,(MCS0)_4TX

2437MHz_TX

25/07/2020

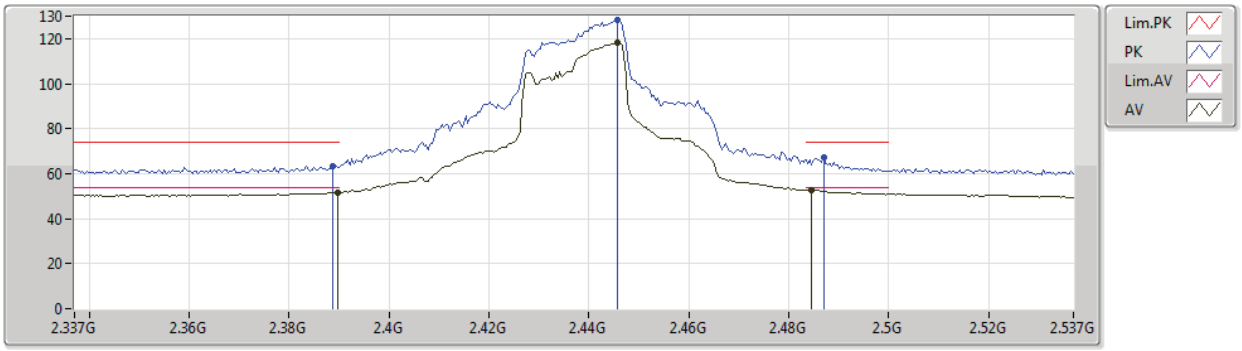

Type	Freq	Level	Limit	Margin	Factor	Dist	Condition	Azimuth	Height	Comment	Raw	AF	CL	PA
	(Hz)	(dBuV/m)	(dBuV/m)	(dB)	(dB)	(m)		(°)	(m)		(dBuV)	(dB)	(dB)	(dB)
AV	2.3898G	51.68	54.00	-2.32	32.90	3	Vertical	72	1.33	-	18.78	27.62	5.28	-
AV	2.4458G	118.28	Inf	-Inf	32.86	3	Vertical	72	1.33	-	85.42	27.51	5.35	-
AV	2.4846G	52.79	54.00	-1.21	32.81	3	Vertical	72	1.33	-	19.98	27.43	5.38	-
PK	2.3886G	63.30	74.00	-10.70	32.90	3	Vertical	72	1.33	-	30.40	27.62	5.28	-
PK	2.4458G	128.28	Inf	-Inf	32.86	3	Vertical	72	1.33	-	95.42	27.51	5.35	-
PK	2.487G	67.02	74.00	-6.98	32.82	3	Vertical	72	1.33	-	34.20	27.43	5.39	-

802.11ax HEW20-BF_Nss1,(MCS0)_4TX

2437MHz_TX

25/07/2020

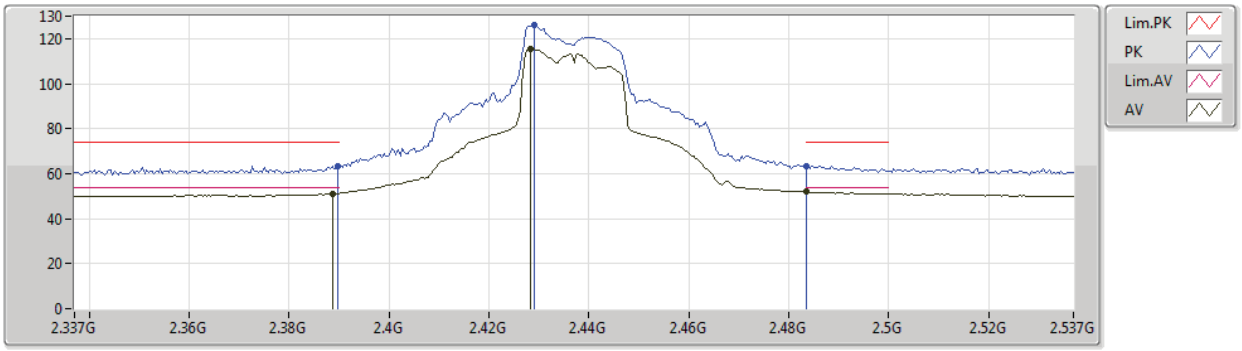

Type	Freq	Level	Limit	Margin	Factor	Dist	Condition	Azimuth	Height	Comment	Raw	AF	CL	PA
	(Hz)	(dBuV/m)	(dBuV/m)	(dB)	(dB)	(m)		(°)	(m)		(dBuV)	(dB)	(dB)	(dB)
AV	2.3886G	51.17	54.00	-2.83	32.90	3	Horizontal	309	1.47	-	18.27	27.62	5.28	-
AV	2.4282G	115.45	Inf	-Inf	32.87	3	Horizontal	309	1.47	-	82.58	27.54	5.33	-
AV	2.4835G	51.93	54.00	-2.07	32.81	3	Horizontal	309	1.47	-	19.12	27.43	5.38	-
PK	2.3898G	63.31	74.00	-10.69	32.90	3	Horizontal	309	1.47	-	30.41	27.62	5.28	-
PK	2.429G	126.15	Inf	-Inf	32.87	3	Horizontal	309	1.47	-	93.28	27.54	5.33	-
PK	2.4835G	63.25	74.00	-10.75	32.81	3	Horizontal	309	1.47	-	30.44	27.43	5.38	-

802.11ax HEW20-BF_Nss1,(MCS0)_4TX

2437MHz_TX

25/07/2020

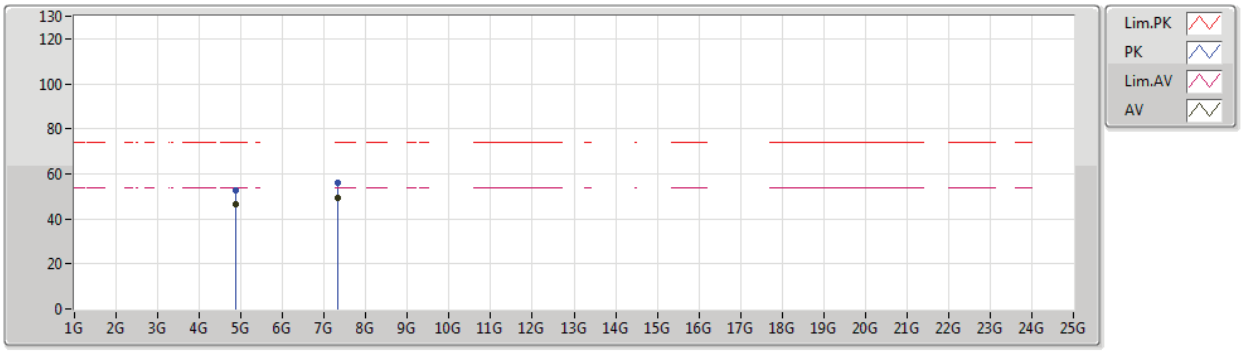

Type	Freq	Level	Limit	Margin	Factor	Dist	Condition	Azimuth	Height	Comment	Raw	AF	CL	PA
	(Hz)	(dBuV/m)	(dBuV/m)	(dB)	(dB)	(m)		(°)	(m)		(dBuV)	(dB)	(dB)	(dB)
AV	4.87398G	46.39	54.00	-7.61	8.86	3	Vertical	280	1.01	-	37.53	31.10	7.14	29.38
AV	7.31102G	49.41	54.00	-4.59	14.26	3	Vertical	264	1.02	-	35.15	36.32	8.30	30.36
PK	4.87378G	52.63	74.00	-21.37	8.86	3	Vertical	280	1.01	-	43.77	31.10	7.14	29.38
PK	7.3111G	56.10	74.00	-17.90	14.26	3	Vertical	264	1.02	-	41.84	36.32	8.30	30.36

802.11ax HEW20-BF_Nss1,(MCS0)_4TX

2437MHz_TX

25/07/2020

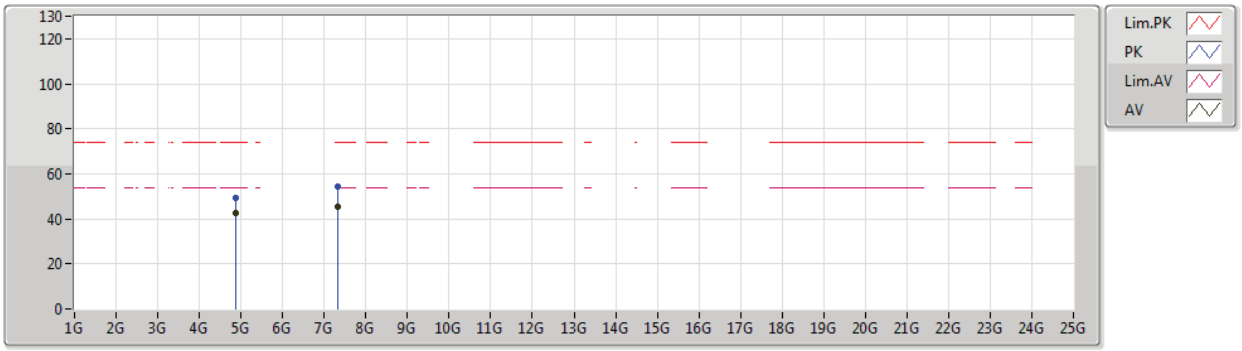

Type	Freq	Level	Limit	Margin	Factor	Dist	Condition	Azimuth	Height	Comment	Raw	AF	CL	PA
	(Hz)	(dBuV/m)	(dBuV/m)	(dB)	(dB)	(m)		(°)	(m)		(dBuV)	(dB)	(dB)	(dB)
AV	4.8741G	42.72	54.00	-11.28	8.86	3	Horizontal	137	2.51	-	33.86	31.10	7.14	29.38
AV	7.31104G	45.44	54.00	-8.56	14.26	3	Horizontal	330	1.06	-	31.18	36.32	8.30	30.36
PK	4.87238G	49.54	74.00	-24.46	8.86	3	Horizontal	137	2.51	-	40.68	31.10	7.14	29.38
PK	7.31086G	54.47	74.00	-19.53	14.26	3	Horizontal	330	1.06	-	40.21	36.32	8.30	30.36

802.11ax HEW20-BF_Nss1,(MCS0)_4TX

2457MHz_TX

25/07/2020

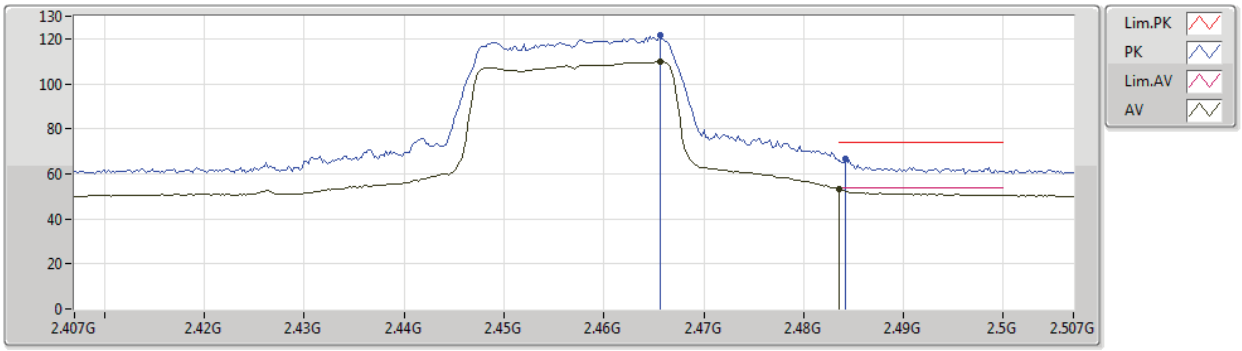

Type	Freq	Level	Limit	Margin	Factor	Dist	Condition	Azimuth	Height	Comment	Raw	AF	CL	PA
	(Hz)	(dBuV/m)	(dBuV/m)	(dB)	(dB)	(m)		(°)	(m)		(dBuV)	(dB)	(dB)	(dB)
AV	2.4656G	109.90	Inf	-Inf	32.84	3	Vertical	295	1.93	-	77.06	27.47	5.37	-
AV	2.4835G	53.25	54.00	-0.75	32.81	3	Vertical	295	1.93	-	20.44	27.43	5.38	-
PK	2.4656G	121.37	Inf	-Inf	32.84	3	Vertical	295	1.93	-	88.53	27.47	5.37	-
PK	2.4842G	66.73	74.00	-7.27	32.81	3	Vertical	295	1.93	-	33.92	27.43	5.38	-

802.11ax HEW20-BF_Nss1,(MCS0)_4TX

2457MHz_TX

25/07/2020

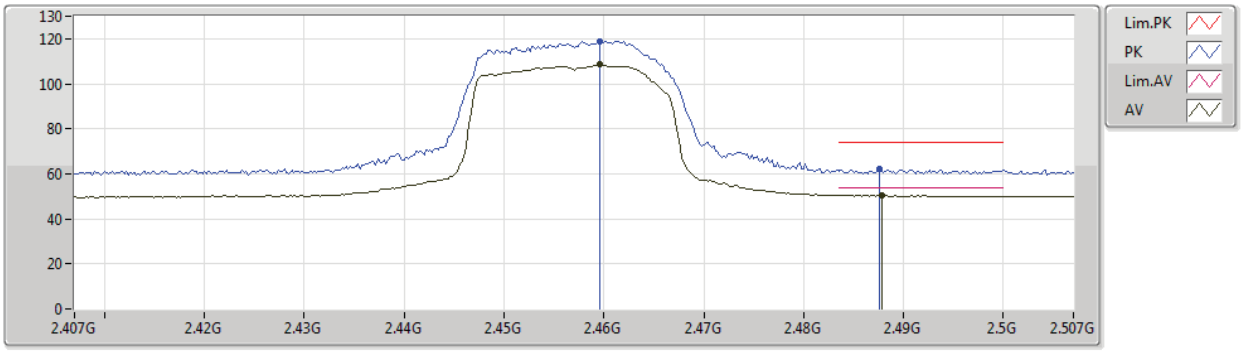

Type	Freq	Level	Limit	Margin	Factor	Dist	Condition	Azimuth	Height	Comment	Raw	AF	CL	PA
	(Hz)	(dBuV/m)	(dBuV/m)	(dB)	(dB)	(m)		(°)	(m)		(dBuV)	(dB)	(dB)	(dB)
AV	2.4596G	108.51	Inf	-Inf	32.84	3	Horizontal	268	1.50	-	75.67	27.48	5.36	-
AV	2.4878G	50.60	54.00	-3.40	32.81	3	Horizontal	268	1.50	-	17.79	27.42	5.39	-
PK	2.4596G	118.92	Inf	-Inf	32.84	3	Horizontal	268	1.50	-	86.08	27.48	5.36	-
PK	2.4876G	61.96	74.00	-12.04	32.81	3	Horizontal	268	1.50	-	29.15	27.42	5.39	-

802.11ax HEW20-BF_Nss1,(MCS0)_4TX

2462MHz_TX

25/07/2020

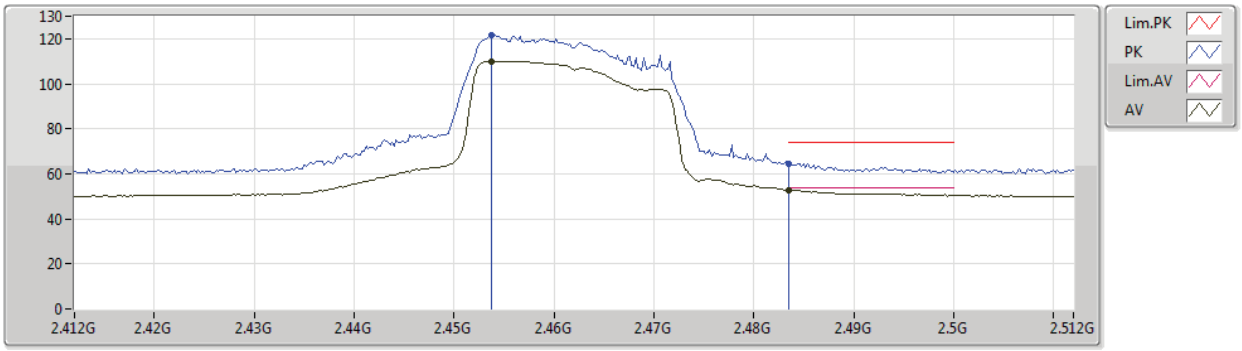

Type	Freq	Level	Limit	Margin	Factor	Dist	Condition	Azimuth	Height	Comment	Raw	AF	CL	PA
	(Hz)	(dBuV/m)	(dBuV/m)	(dB)	(dB)	(m)		(°)	(m)		(dBuV)	(dB)	(dB)	(dB)
AV	2.4538G	110.07	Inf	-Inf	32.84	3	Vertical	288	2.40	-	77.23	27.49	5.35	-
AV	2.4835G	52.94	54.00	-1.06	32.81	3	Vertical	288	2.40	-	20.13	27.43	5.38	-
PK	2.4538G	121.56	Inf	-Inf	32.84	3	Vertical	288	2.40	-	88.72	27.49	5.35	-
PK	2.4835G	64.66	74.00	-9.34	32.81	3	Vertical	288	2.40	-	31.85	27.43	5.38	-

802.11ax HEW20-BF_Nss1,(MCS0)_4TX

2462MHz_TX

25/07/2020

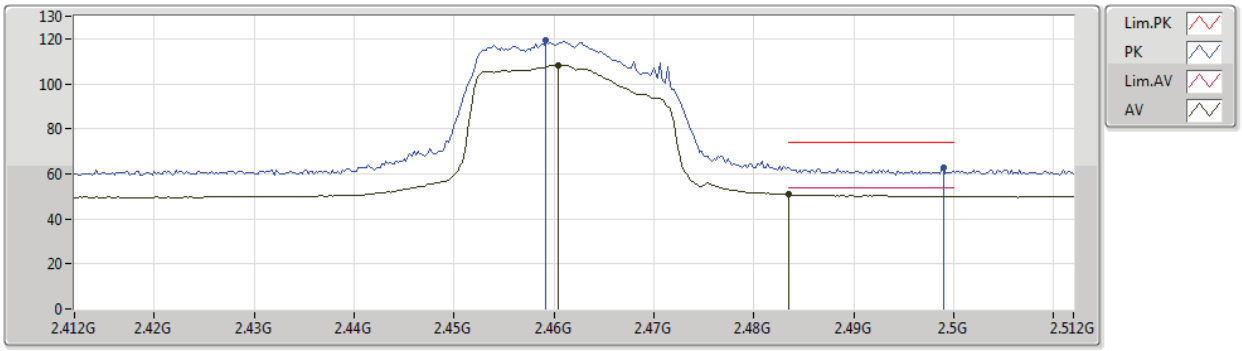

Type	Freq	Level	Limit	Margin	Factor	Dist	Condition	Azimuth	Height	Comment	Raw	AF	CL	PA
	(Hz)	(dBuV/m)	(dBuV/m)	(dB)	(dB)	(m)		(°)	(m)		(dBuV)	(dB)	(dB)	(dB)
AV	2.4604G	108.38	Inf	-Inf	32.84	3	Horizontal	265	1.49	-	75.54	27.48	5.36	-
AV	2.4835G	50.80	54.00	-3.20	32.81	3	Horizontal	265	1.49	-	17.99	27.43	5.38	-
PK	2.4592G	119.48	Inf	-Inf	32.84	3	Horizontal	265	1.49	-	86.64	27.48	5.36	-
PK	2.499G	62.67	74.00	-11.33	32.80	3	Horizontal	265	1.49	-	29.87	27.40	5.40	-

802.11ax HEW20-BF_Nss1,(MCS0)_4TX

2462MHz_TX

25/07/2020

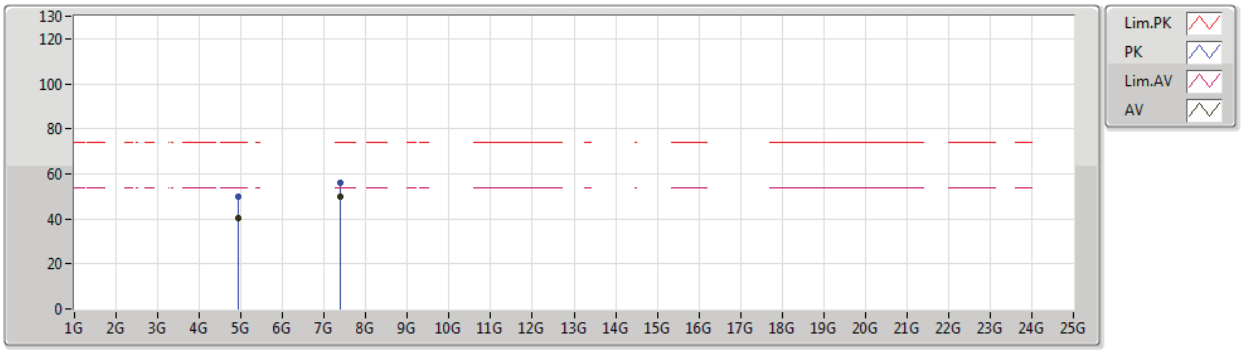

Type	Freq	Level	Limit	Margin	Factor	Dist	Condition	Azimuth	Height	Comment	Raw	AF	CL	PA
	(Hz)	(dBuV/m)	(dBuV/m)	(dB)	(dB)	(m)		(°)	(m)		(dBuV)	(dB)	(dB)	(dB)
AV	4.92396G	40.07	54.00	-13.93	8.96	3	Vertical	266	1.88	-	31.11	31.15	7.16	29.35
AV	7.386G	49.77	54.00	-4.23	13.99	3	Vertical	258	1.01	-	35.78	36.11	8.30	30.42
PK	4.92376G	49.74	74.00	-24.26	8.95	3	Vertical	266	1.88	-	40.79	31.15	7.16	29.36
PK	7.38588G	55.92	74.00	-18.08	13.99	3	Vertical	258	1.01	-	41.93	36.11	8.30	30.42

802.11ax HEW20-BF_Nss1,(MCS0)_4TX

2462MHz_TX

25/07/2020

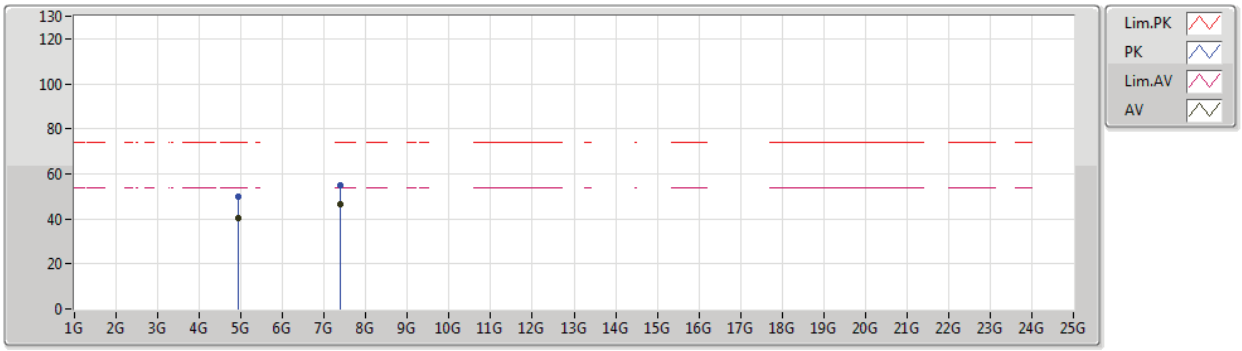

Type	Freq	Level	Limit	Margin	Factor	Dist	Condition	Azimuth	Height	Comment	Raw	AF	CL	PA
	(Hz)	(dBuV/m)	(dBuV/m)	(dB)	(dB)	(m)		(°)	(m)		(dBuV)	(dB)	(dB)	(dB)
AV	4.924G	40.19	54.00	-13.81	8.96	3	Horizontal	261	3.00	-	31.23	31.15	7.16	29.35
AV	7.38598G	46.69	54.00	-7.31	13.99	3	Horizontal	349	1.56	-	32.70	36.11	8.30	30.42
PK	4.9241G	49.81	74.00	-24.19	8.96	3	Horizontal	261	3.00	-	40.85	31.15	7.16	29.35
PK	7.38602G	55.19	74.00	-18.81	13.99	3	Horizontal	349	1.56	-	41.20	36.11	8.30	30.42

802.11ax HEW40-BF_Nss1,(MCS0)_4TX

2422MHz_TX

25/07/2020

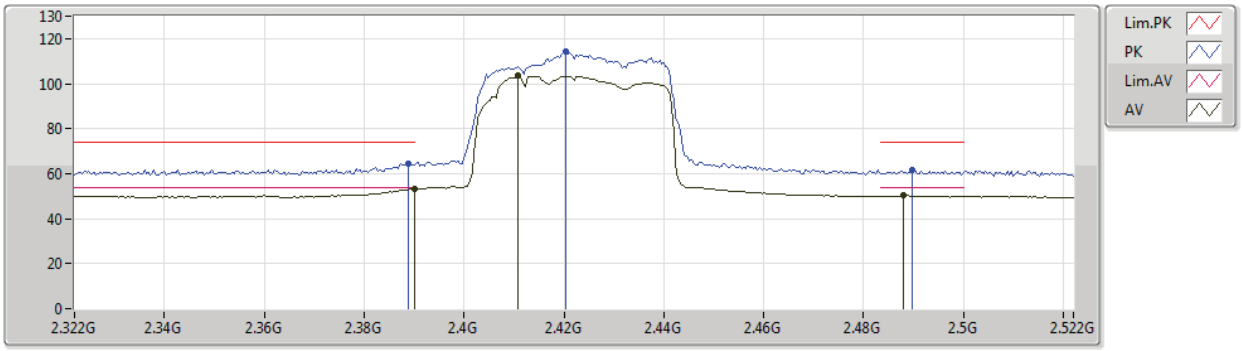

Type	Freq	Level	Limit	Margin	Factor	Dist	Condition	Azimuth	Height	Comment	Raw	AF	CL	PA
	(Hz)	(dBuV/m)	(dBuV/m)	(dB)	(dB)	(m)		(°)	(m)		(dBuV)	(dB)	(dB)	(dB)
AV	2.39G	53.08	54.00	-0.92	32.91	3	Vertical	108	2.62	-	20.17	27.62	5.29	-
AV	2.4108G	103.46	Inf	-Inf	32.89	3	Vertical	108	2.62	-	70.57	27.58	5.31	-
AV	2.488G	50.17	54.00	-3.83	32.81	3	Vertical	108	2.62	-	17.36	27.42	5.39	-
PK	2.3888G	64.56	74.00	-9.44	32.90	3	Vertical	108	2.62	-	31.66	27.62	5.28	-
PK	2.4204G	114.19	Inf	-Inf	32.88	3	Vertical	108	2.62	-	81.31	27.56	5.32	-
PK	2.4896G	61.44	74.00	-12.56	32.81	3	Vertical	108	2.62	-	28.63	27.42	5.39	-

802.11ax HEW40-BF_Nss1,(MCS0)_4TX

2422MHz_TX

25/07/2020

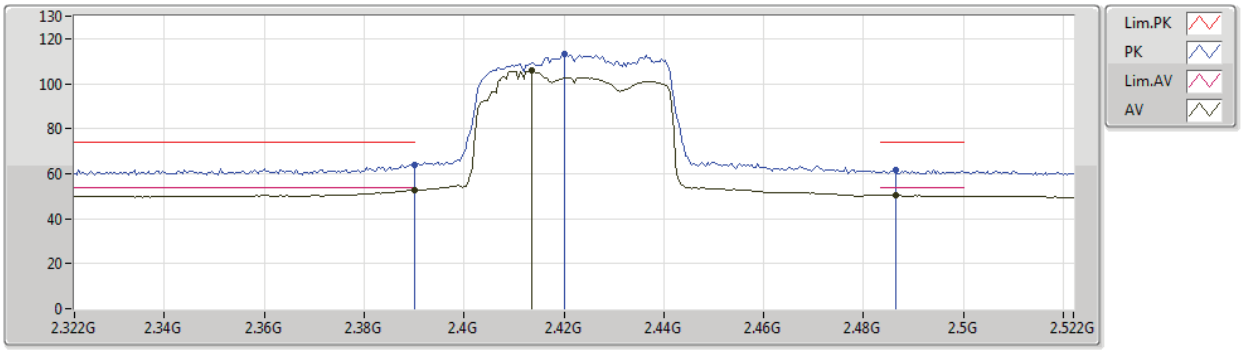

Type	Freq	Level	Limit	Margin	Factor	Dist	Condition	Azimuth	Height	Comment	Raw	AF	CL	PA
	(Hz)	(dBuV/m)	(dBuV/m)	(dB)	(dB)	(m)		(°)	(m)		(dBuV)	(dB)	(dB)	(dB)
AV	2.39G	52.64	54.00	-1.36	32.91	3	Horizontal	109	2.10	-	19.73	27.62	5.29	-
AV	2.4136G	105.88	Inf	-Inf	32.88	3	Horizontal	109	2.10	-	73.00	27.57	5.31	-
AV	2.4864G	50.40	54.00	-3.60	32.82	3	Horizontal	109	2.10	-	17.58	27.43	5.39	-
PK	2.39G	64.11	74.00	-9.89	32.91	3	Horizontal	109	2.10	-	31.20	27.62	5.29	-
PK	2.42G	113.13	Inf	-Inf	32.88	3	Horizontal	109	2.10	-	80.25	27.56	5.32	-
PK	2.4864G	61.75	74.00	-12.25	32.82	3	Horizontal	109	2.10	-	28.93	27.43	5.39	-

802.11ax HEW40-BF_Nss1,(MCS0)_4TX

2422MHz_TX

25/07/2020

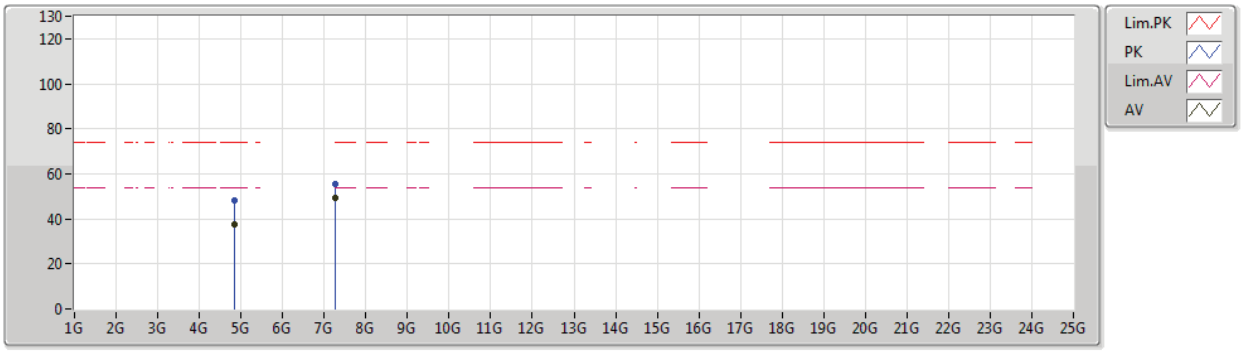

Type	Freq	Level	Limit	Margin	Factor	Dist	Condition	Azimuth	Height	Comment	Raw	AF	CL	PA
	(Hz)	(dBuV/m)	(dBuV/m)	(dB)	(dB)	(m)		(°)	(m)		(dBuV)	(dB)	(dB)	(dB)
AV	4.84382G	37.68	54.00	-16.32	8.83	3	Vertical	269	1.86	-	28.85	31.10	7.12	29.39
AV	7.26596G	49.16	54.00	-4.84	14.28	3	Vertical	261	1.02	-	34.88	36.30	8.30	30.32
PK	4.84382G	48.44	74.00	-25.56	8.83	3	Vertical	269	1.86	-	39.61	31.10	7.12	29.39
PK	7.26584G	55.67	74.00	-18.33	14.28	3	Vertical	261	1.02	-	41.39	36.30	8.30	30.32

802.11ax HEW40-BF_Nss1,(MCS0)_4TX

2422MHz_TX

25/07/2020

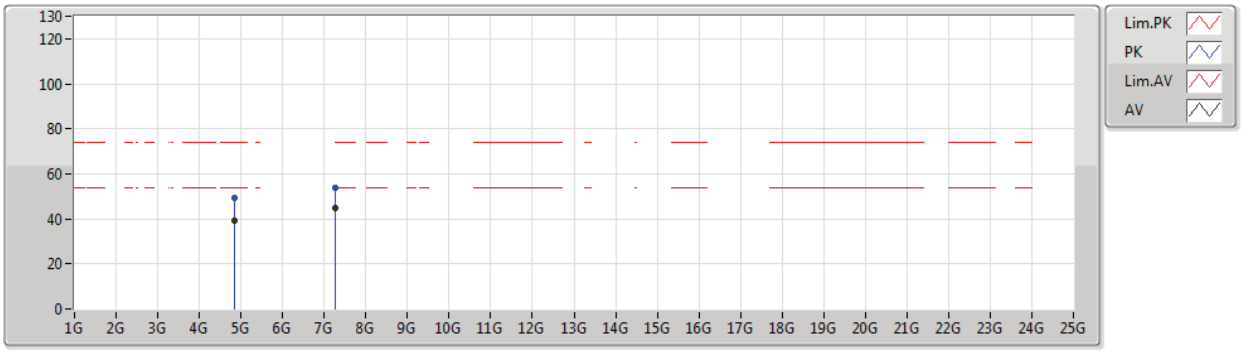

Type	Freq	Level	Limit	Margin	Factor	Dist	Condition	Azimuth	Height	Comment	Raw	AF	CL	PA
	(Hz)	(dBuV/m)	(dBuV/m)	(dB)	(dB)	(m)		(°)	(m)		(dBuV)	(dB)	(dB)	(dB)
AV	4.8439G	39.04	54.00	-14.96	8.83	3	Horizontal	222	1.94	-	30.21	31.10	7.12	29.39
AV	7.266G	45.07	54.00	-8.93	14.28	3	Horizontal	322	1.05	-	30.79	36.30	8.30	30.32
PK	4.8438G	49.07	74.00	-24.93	8.83	3	Horizontal	222	1.94	-	40.24	31.10	7.12	29.39
PK	7.26598G	53.76	74.00	-20.24	14.28	3	Horizontal	322	1.05	-	39.48	36.30	8.30	30.32

802.11ax HEW40-BF_Nss1,(MCS0)_4TX

2427MHz_TX

25/07/2020

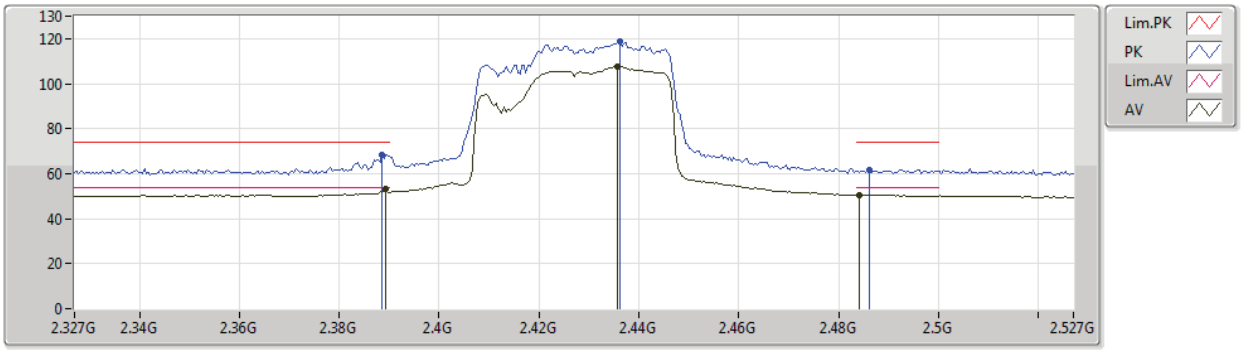

Type	Freq	Level	Limit	Margin	Factor	Dist	Condition	Azimuth	Height	Comment	Raw	AF	CL	PA
	(Hz)	(dBuV/m)	(dBuV/m)	(dB)	(dB)	(m)		(°)	(m)		(dBuV)	(dB)	(dB)	(dB)
AV	2.3894G	53.35	54.00	-0.65	32.90	3	Vertical	335	1.18	-	20.45	27.62	5.28	-
AV	2.4358G	107.72	Inf	-Inf	32.87	3	Vertical	335	1.18	-	74.85	27.53	5.34	-
AV	2.4842G	50.60	54.00	-3.40	32.81	3	Vertical	335	1.18	-	17.79	27.43	5.38	-
PK	2.3886G	68.26	74.00	-5.74	32.90	3	Vertical	335	1.18	-	35.36	27.62	5.28	-
PK	2.4362G	118.54	Inf	-Inf	32.87	3	Vertical	335	1.18	-	85.67	27.53	5.34	-
PK	2.4862G	61.80	74.00	-12.20	32.82	3	Vertical	335	1.18	-	28.98	27.43	5.39	-

802.11ax HEW40-BF_Nss1,(MCS0)_4TX

2427MHz_TX

25/07/2020

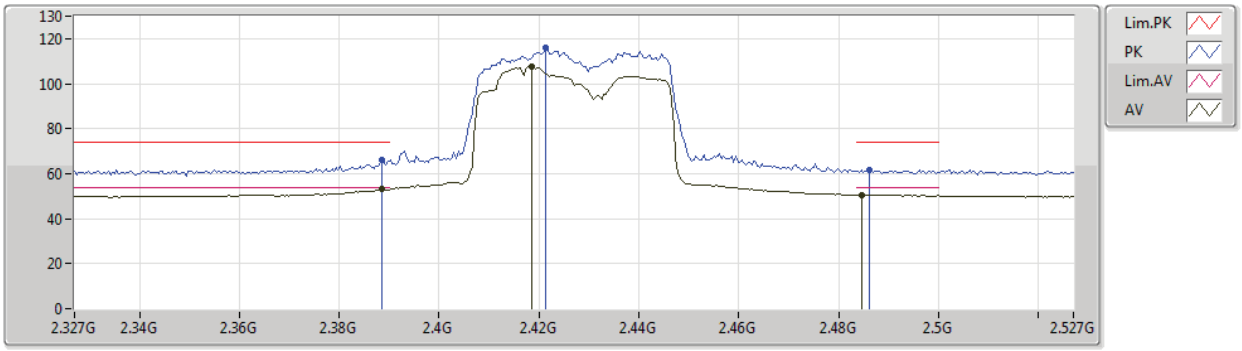

Type	Freq	Level	Limit	Margin	Factor	Dist	Condition	Azimuth	Height	Comment	Raw	AF	CL	PA
	(Hz)	(dBuV/m)	(dBuV/m)	(dB)	(dB)	(m)		(°)	(m)		(dBuV)	(dB)	(dB)	(dB)
AV	2.3886G	53.07	54.00	-0.93	32.90	3	Horizontal	103	1.65	-	20.17	27.62	5.28	-
AV	2.4186G	107.70	Inf	-Inf	32.88	3	Horizontal	103	1.65	-	74.82	27.56	5.32	-
AV	2.4846G	50.60	54.00	-3.40	32.81	3	Horizontal	103	1.65	-	17.79	27.43	5.38	-
PK	2.3886G	65.92	74.00	-8.08	32.90	3	Horizontal	103	1.65	-	33.02	27.62	5.28	-
PK	2.4214G	115.91	Inf	-Inf	32.88	3	Horizontal	103	1.65	-	83.03	27.56	5.32	-
PK	2.4862G	61.75	74.00	-12.25	32.82	3	Horizontal	103	1.65	-	28.93	27.43	5.39	-

802.11ax HEW40-BF_Nss1,(MCS0)_4TX

2437MHz_TX

25/07/2020

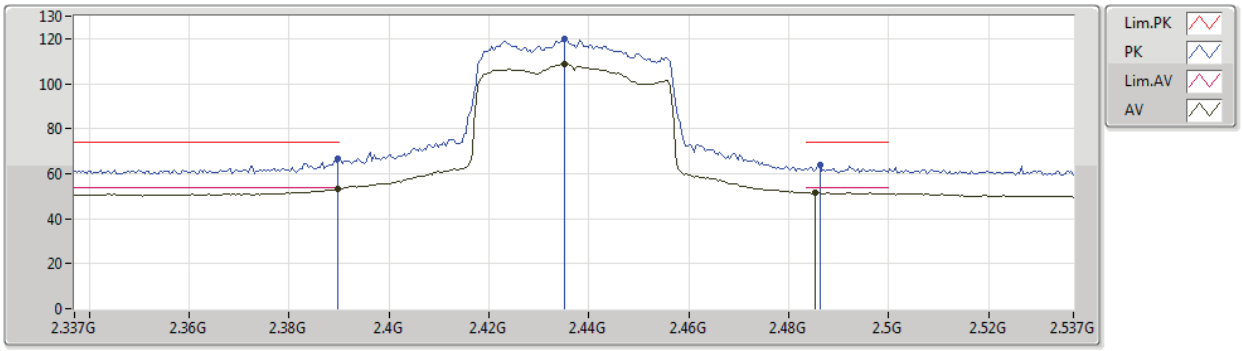

Type	Freq	Level	Limit	Margin	Factor	Dist	Condition	Azimuth	Height	Comment	Raw	AF	CL	PA
	(Hz)	(dBuV/m)	(dBuV/m)	(dB)	(dB)	(m)		(°)	(m)		(dBuV)	(dB)	(dB)	(dB)
AV	2.3898G	53.21	54.00	-0.79	32.90	3	Vertical	333	1.50	-	20.31	27.62	5.28	-
AV	2.435G	108.57	Inf	-Inf	32.86	3	Vertical	333	1.50	-	75.71	27.53	5.33	-
AV	2.4854G	51.59	54.00	-2.41	32.82	3	Vertical	333	1.50	-	18.77	27.43	5.39	-
PK	2.3898G	66.55	74.00	-7.45	32.90	3	Vertical	333	1.50	-	33.65	27.62	5.28	-
PK	2.435G	119.66	Inf	-Inf	32.86	3	Vertical	333	1.50	-	86.80	27.53	5.33	-
PK	2.4862G	63.73	74.00	-10.27	32.82	3	Vertical	333	1.50	-	30.91	27.43	5.39	-

802.11ax HEW40-BF_Nss1,(MCS0)_4TX

2437MHz_TX

25/07/2020

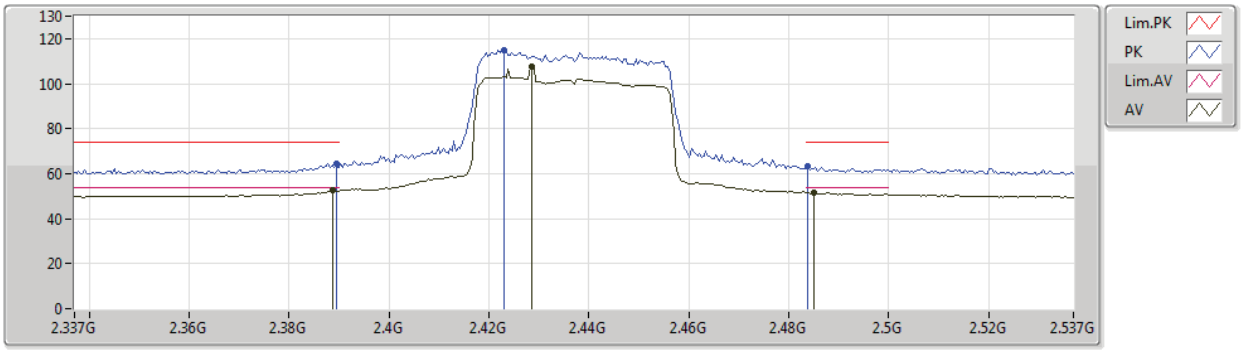

Type	Freq	Level	Limit	Margin	Factor	Dist	Condition	Azimuth	Height	Comment	Raw	AF	CL	PA
	(Hz)	(dBuV/m)	(dBuV/m)	(dB)	(dB)	(m)		(°)	(m)		(dBuV)	(dB)	(dB)	(dB)
AV	2.3886G	52.48	54.00	-1.52	32.90	3	Horizontal	112	1.59	-	19.58	27.62	5.28	-
AV	2.4286G	107.61	Inf	-Inf	32.87	3	Horizontal	112	1.59	-	74.74	27.54	5.33	-
AV	2.485G	51.58	54.00	-2.42	32.81	3	Horizontal	112	1.59	-	18.77	27.43	5.38	-
PK	2.3894G	64.37	74.00	-9.63	32.90	3	Horizontal	112	1.59	-	31.47	27.62	5.28	-
PK	2.423G	114.92	Inf	-Inf	32.87	3	Horizontal	112	1.59	-	82.05	27.55	5.32	-
PK	2.4838G	63.34	74.00	-10.66	32.81	3	Horizontal	112	1.59	-	30.53	27.43	5.38	-

802.11ax HEW40-BF_Nss1,(MCS0)_4TX

2437MHz_TX

25/07/2020

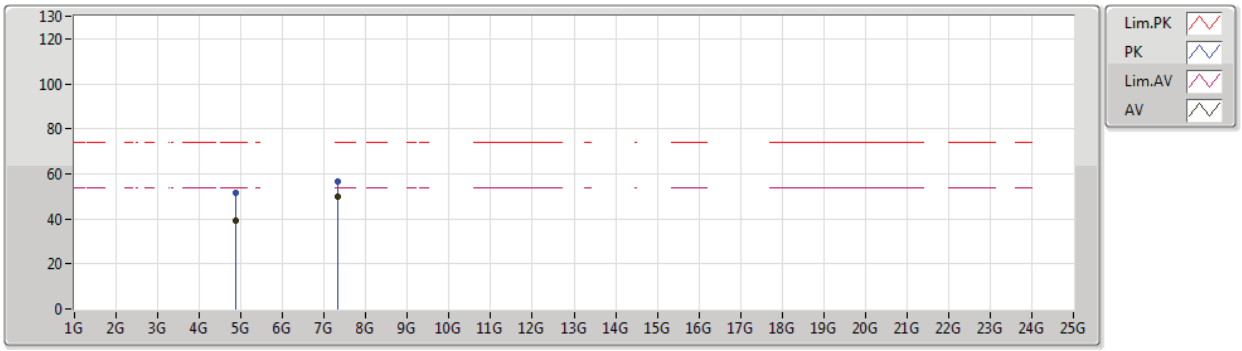

Type	Freq	Level	Limit	Margin	Factor	Dist	Condition	Azimuth	Height	Comment	Raw	AF	CL	PA
	(Hz)	(dBuV/m)	(dBuV/m)	(dB)	(dB)	(m)		(°)	(m)		(dBuV)	(dB)	(dB)	(dB)
AV	4.87402G	39.07	54.00	-14.93	8.86	3	Vertical	264	1.96	-	30.21	31.10	7.14	29.38
AV	7.31104G	49.84	54.00	-4.16	14.26	3	Vertical	268	1.02	-	35.58	36.32	8.30	30.36
PK	4.87418G	51.71	74.00	-22.29	8.86	3	Vertical	264	1.96	-	42.85	31.10	7.14	29.38
PK	7.3108G	56.72	74.00	-17.28	14.26	3	Vertical	268	1.02	-	42.46	36.32	8.30	30.36

802.11ax HEW40-BF_Nss1,(MCS0)_4TX

2437MHz_TX

25/07/2020

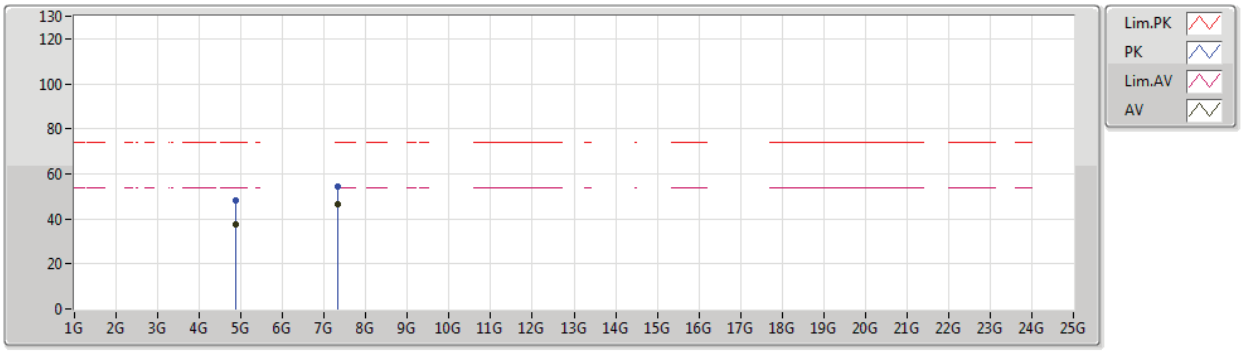

Type	Freq	Level	Limit	Margin	Factor	Dist	Condition	Azimuth	Height	Comment	Raw	AF	CL	PA
	(Hz)	(dBuV/m)	(dBuV/m)	(dB)	(dB)	(m)		(°)	(m)		(dBuV)	(dB)	(dB)	(dB)
AV	4.87398G	37.69	54.00	-16.31	8.86	3	Horizontal	210	2.77	-	28.83	31.10	7.14	29.38
AV	7.311G	46.56	54.00	-7.44	14.26	3	Horizontal	329	1.82	-	32.30	36.32	8.30	30.36
PK	4.87396G	48.29	74.00	-25.71	8.86	3	Horizontal	210	2.77	-	39.43	31.10	7.14	29.38
PK	7.31116G	54.45	74.00	-19.55	14.26	3	Horizontal	329	1.82	-	40.19	36.32	8.30	30.36

802.11ax HEW40-BF_Nss1,(MCS0)_4TX

2447MHz_TX

25/07/2020

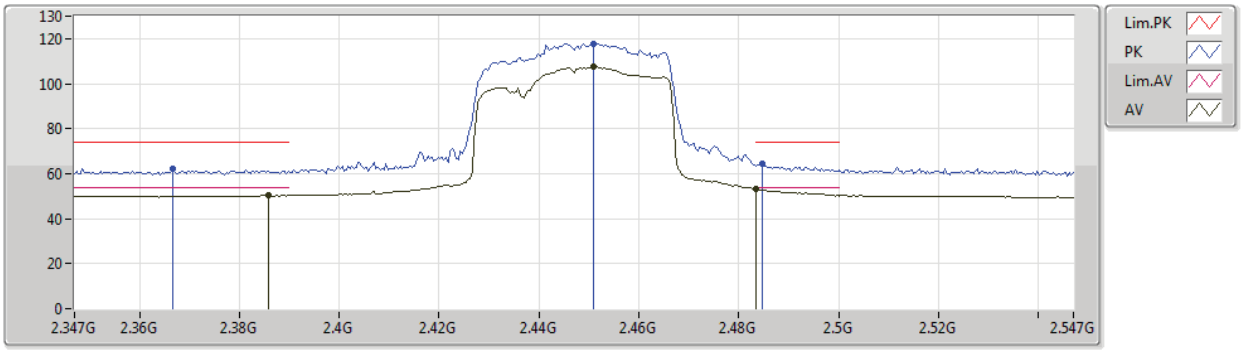

Type	Freq	Level	Limit	Margin	Factor	Dist	Condition	Azimuth	Height	Comment	Raw	AF	CL	PA
	(Hz)	(dBuV/m)	(dBuV/m)	(dB)	(dB)	(m)		(°)	(m)		(dBuV)	(dB)	(dB)	(dB)
AV	2.3858G	50.24	54.00	-3.76	32.91	3	Vertical	28	1.53	-	17.33	27.63	5.28	-
AV	2.451G	107.32	Inf	-Inf	32.85	3	Vertical	28	1.53	-	74.47	27.50	5.35	-
AV	2.4835G	53.25	54.00	-0.75	32.81	3	Vertical	28	1.53	-	20.44	27.43	5.38	-
PK	2.3666G	62.47	74.00	-11.53	32.92	3	Vertical	28	1.53	-	29.55	27.67	5.25	-
PK	2.451G	117.82	Inf	-Inf	32.85	3	Vertical	28	1.53	-	84.97	27.50	5.35	-
PK	2.4846G	64.46	74.00	-9.54	32.81	3	Vertical	28	1.53	-	31.65	27.43	5.38	-

802.11ax HEW40-BF_Nss1,(MCS0)_4TX

2447MHz_TX

25/07/2020

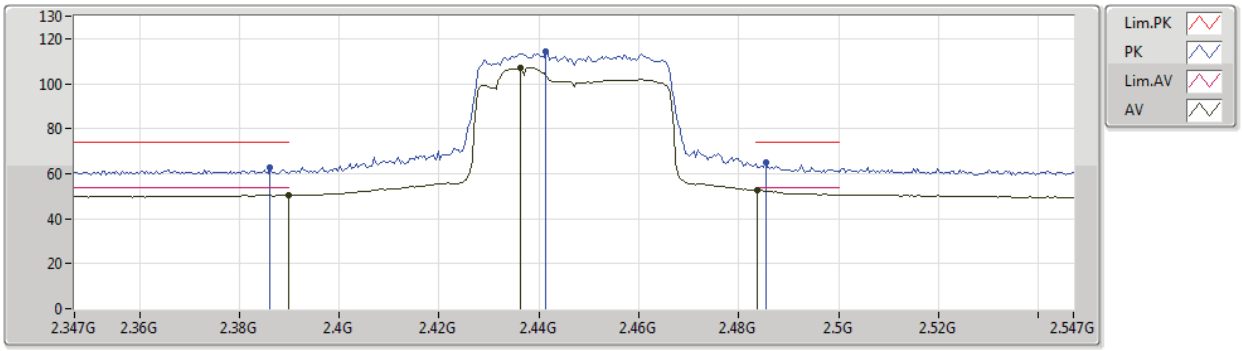

Type	Freq	Level	Limit	Margin	Factor	Dist	Condition	Azimuth	Height	Comment	Raw	AF	CL	PA
	(Hz)	(dBuV/m)	(dBuV/m)	(dB)	(dB)	(m)		(°)	(m)		(dBuV)	(dB)	(dB)	(dB)
AV	2.3898G	50.43	54.00	-3.57	32.90	3	Horizontal	108	1.93	-	17.53	27.62	5.28	-
AV	2.4362G	106.91	Inf	-Inf	32.87	3	Horizontal	108	1.93	-	74.04	27.53	5.34	-
AV	2.4838G	52.62	54.00	-1.38	32.81	3	Horizontal	108	1.93	-	19.81	27.43	5.38	-
PK	2.3862G	62.86	74.00	-11.14	32.91	3	Horizontal	108	1.93	-	29.95	27.63	5.28	-
PK	2.4414G	114.06	Inf	-Inf	32.86	3	Horizontal	108	1.93	-	81.20	27.52	5.34	-
PK	2.4854G	64.88	74.00	-9.12	32.82	3	Horizontal	108	1.93	-	32.06	27.43	5.39	-

802.11ax HEW40-BF_Nss1,(MCS0)_4TX

2452MHz_TX

25/07/2020

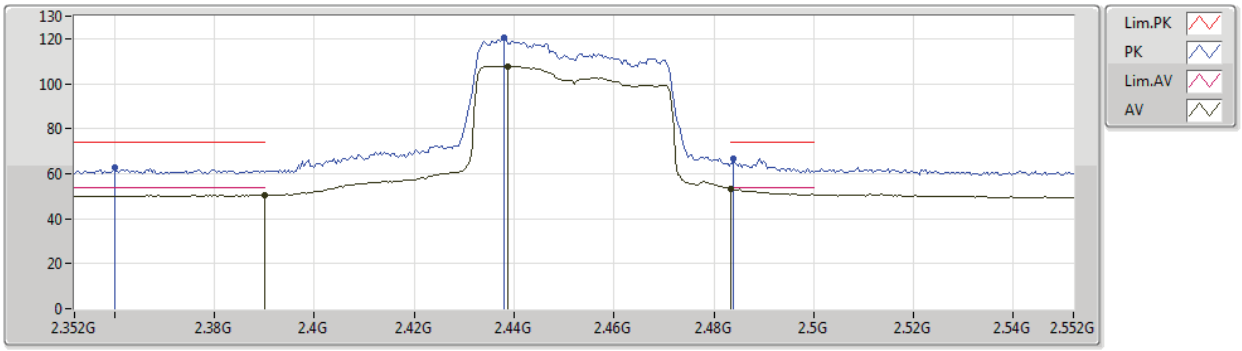

Type	Freq	Level	Limit	Margin	Factor	Dist	Condition	Azimuth	Height	Comment	Raw	AF	CL	PA
	(Hz)	(dBuV/m)	(dBuV/m)	(dB)	(dB)	(m)		(°)	(m)		(dBuV)	(dB)	(dB)	(dB)
AV	2.39G	50.63	54.00	-3.37	32.91	3	Vertical	339	1.10	-	17.72	27.62	5.29	-
AV	2.4388G	107.75	Inf	-Inf	32.86	3	Vertical	339	1.10	-	74.89	27.52	5.34	-
AV	2.4835G	53.25	54.00	-0.75	32.81	3	Vertical	339	1.10	-	20.44	27.43	5.38	-
PK	2.36G	62.56	74.00	-11.44	32.92	3	Vertical	339	1.10	-	29.64	27.68	5.24	-
PK	2.438G	120.33	Inf	-Inf	32.86	3	Vertical	339	1.10	-	87.47	27.52	5.34	-
PK	2.484G	66.56	74.00	-7.44	32.81	3	Vertical	339	1.10	-	33.75	27.43	5.38	-

802.11ax HEW40-BF_Nss1,(MCS0)_4TX

2452MHz_TX

25/07/2020

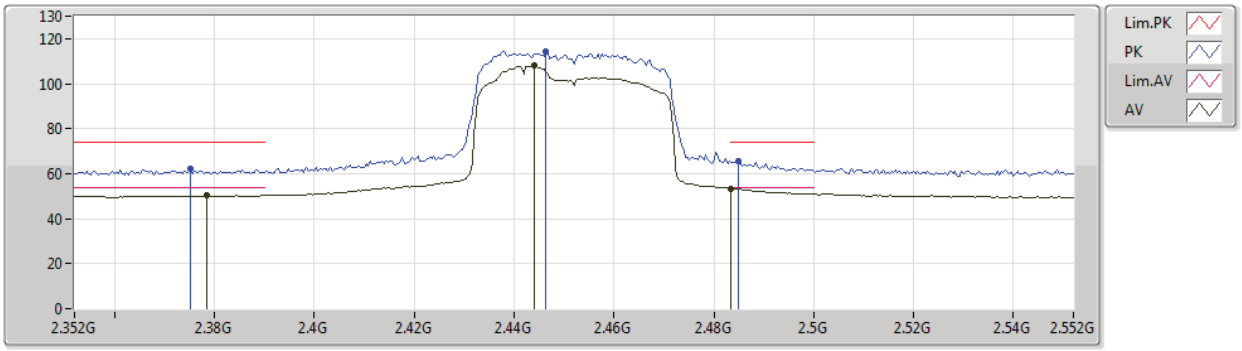

Type	Freq	Level	Limit	Margin	Factor	Dist	Condition	Azimuth	Height	Comment	Raw	AF	CL	PA
	(Hz)	(dBuV/m)	(dBuV/m)	(dB)	(dB)	(m)		(°)	(m)		(dBuV)	(dB)	(dB)	(dB)
AV	2.3784G	50.28	54.00	-3.72	32.91	3	Horizontal	111	1.77	-	17.37	27.64	5.27	-
AV	2.444G	107.92	Inf	-Inf	32.85	3	Horizontal	111	1.77	-	75.07	27.51	5.34	-
AV	2.4835G	53.25	54.00	-0.75	32.81	3	Horizontal	111	1.77	-	20.44	27.43	5.38	-
PK	2.3752G	62.00	74.00	-12.00	32.91	3	Horizontal	111	1.77	-	29.09	27.65	5.26	-
PK	2.4464G	114.27	Inf	-Inf	32.86	3	Horizontal	111	1.77	-	81.41	27.51	5.35	-
PK	2.4848G	65.41	74.00	-8.59	32.81	3	Horizontal	111	1.77	-	32.60	27.43	5.38	-

802.11ax HEW40-BF_Nss1,(MCS0)_4TX

2452MHz_TX

25/07/2020

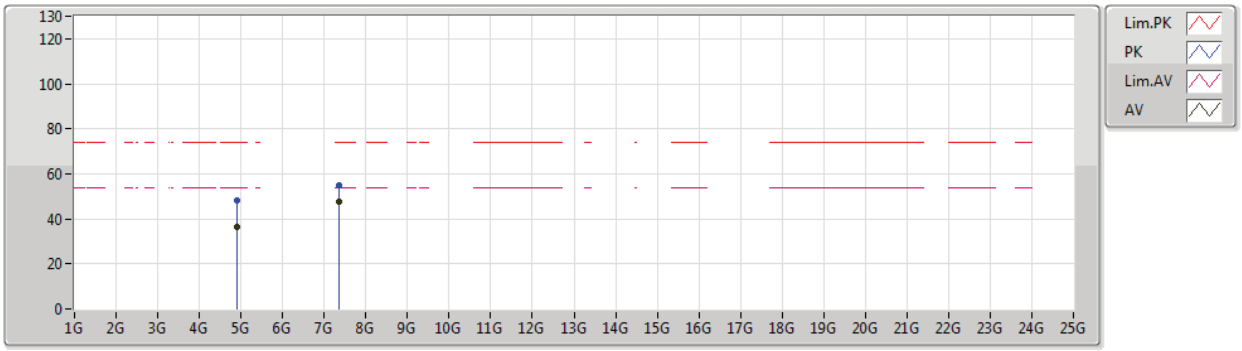

Type	Freq	Level	Limit	Margin	Factor	Dist	Condition	Azimuth	Height	Comment	Raw	AF	CL	PA
	(Hz)	(dBuV/m)	(dBuV/m)	(dB)	(dB)	(m)		(°)	(m)		(dBuV)	(dB)	(dB)	(dB)
AV	4.9038G	36.42	54.00	-17.58	8.90	3	Vertical	292	1.01	-	27.52	31.11	7.15	29.36
AV	7.35598G	47.44	54.00	-6.56	14.25	3	Vertical	258	1.02	-	33.19	36.35	8.30	30.40
PK	4.90398G	48.38	74.00	-25.62	8.90	3	Vertical	292	1.01	-	39.48	31.11	7.15	29.36
PK	7.35586G	54.82	74.00	-19.18	14.25	3	Vertical	258	1.02	-	40.57	36.35	8.30	30.40

802.11ax HEW40-BF_Nss1,(MCS0)_4TX

2452MHz_TX

25/07/2020

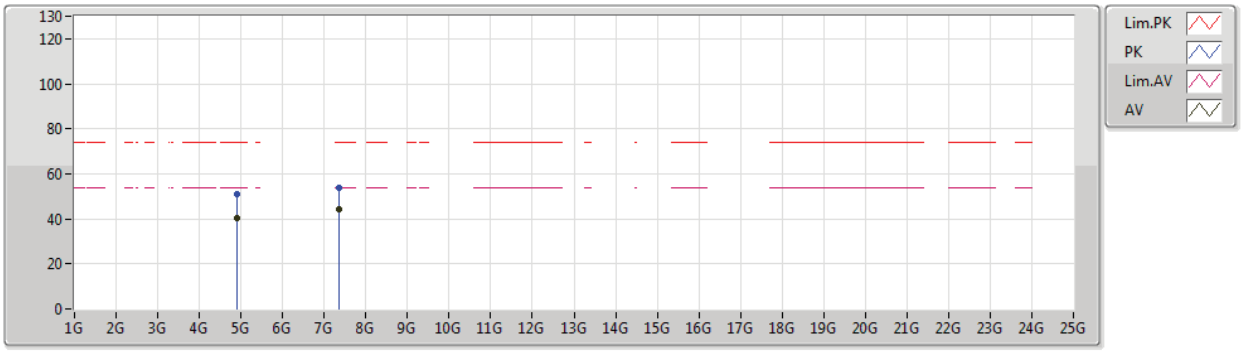

Type	Freq	Level	Limit	Margin	Factor	Dist	Condition	Azimuth	Height	Comment	Raw	AF	CL	PA
	(Hz)	(dBuV/m)	(dBuV/m)	(dB)	(dB)	(m)		(°)	(m)		(dBuV)	(dB)	(dB)	(dB)
AV	4.90394G	40.26	54.00	-13.74	8.90	3	Horizontal	230	2.24	-	31.36	31.11	7.15	29.36
AV	7.35594G	44.28	54.00	-9.72	14.25	3	Horizontal	322	1.50	-	30.03	36.35	8.30	30.40
PK	4.90374G	50.91	74.00	-23.09	8.90	3	Horizontal	230	2.24	-	42.01	31.11	7.15	29.36
PK	7.35616G	53.78	74.00	-20.22	14.25	3	Horizontal	322	1.50	-	39.53	36.35	8.30	30.40

Summary

Mode	Result	Type	Freq (Hz)	Level (dBuV/m)	Limit (dBuV/m)	Margin (dB)	Factor (dB)	Condition
Mode 1	Pass	AV	3.664G	49.77	54.00	-4.23	5.73	Horizontal

Mode Configure

Mode	Result	Type	Freq (Hz)	Level (dBuV/m)	Limit (dBuV/m)	Margin (dB)	Condition	Comments	Raw (dBuV)	AF (dB)
Mode 1	Pass	AV	1.318G	26.07	54.00	-27.93	Vertical	-	28.36	25.87
Mode 1	Pass	AV	3.502G	46.27	68.20	-21.93	Vertical	-	41.21	28.61
Mode 1	Pass	AV	3.664G	46.56	54.00	-7.44	Vertical	“Worst”	40.83	29.10
Mode 1	Pass	PK	1.318G	40.49	74.00	-33.51	Vertical	-	42.78	25.87
Mode 1	Pass	PK	3.502G	48.14	68.20	-20.06	Vertical	-	43.08	28.61
Mode 1	Pass	PK	3.664G	49.14	74.00	-24.86	Vertical	-	43.41	29.10
Mode 1	Pass	AV	3.502G	46.15	68.20	-22.05	Horizontal	-	41.09	28.61
Mode 1	Pass	AV	3.664G	49.77	54.00	-4.23	Horizontal	“Worst”	44.04	29.10
Mode 1	Pass	AV	4G	46.39	54.00	-7.61	Horizontal	-	39.67	29.60
Mode 1	Pass	PK	3.502G	47.97	68.20	-20.23	Horizontal	-	42.91	28.61
Mode 1	Pass	PK	3.664G	51.22	74.00	-22.78	Horizontal	-	45.49	29.10
Mode 1	Pass	PK	4G	48.56	74.00	-25.44	Horizontal	-	41.84	29.60

Radiated Emissions above 1GHz_Mode 1

27/07/2020

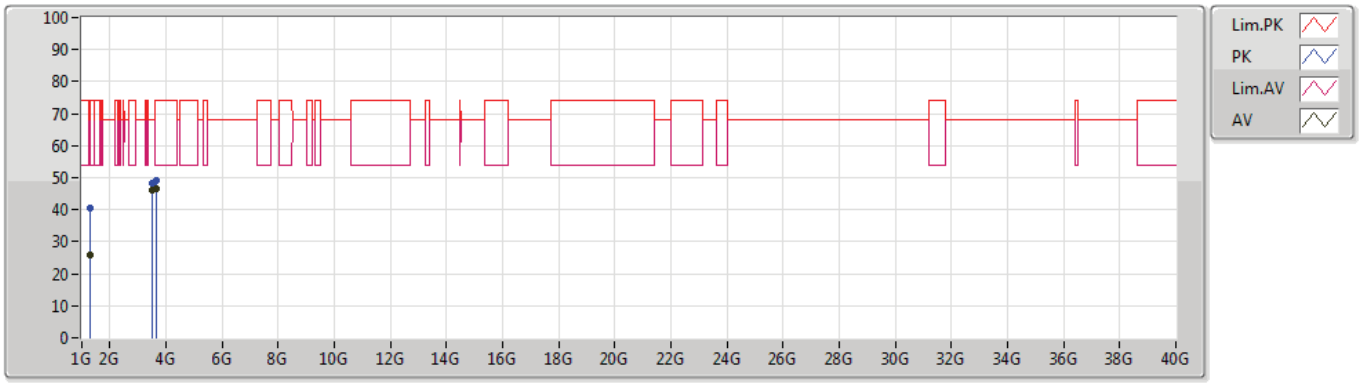

Type	Freq	Level	Limit	Margin	Factor	Dist	Condition	Azimuth	Height	Comment	Raw	AF	CL	PA
	(Hz)	(dBuV/m)	(dBuV/m)	(dB)	(dB)	(m)		(°)	(m)		(dBuV)	(dB)	(dB)	(dB)
AV	1.318G	26.07	54.00	-27.93	-2.29	3	Vertical	0	1.50	-	28.36	25.87	3.78	31.94
AV	3.502G	46.27	68.20	-21.93	5.06	3	Vertical	258	1.59	-	41.21	28.61	6.25	29.80
AV	3.664G	46.56	54.00	-7.44	5.73	3	Vertical	238	1.08	"Worst"	40.83	29.10	6.36	29.73
PK	1.318G	40.49	74.00	-33.51	-2.29	3	Vertical	0	1.50	-	42.78	25.87	3.78	31.94
PK	3.502G	48.14	68.20	-20.06	5.06	3	Vertical	258	1.59	-	43.08	28.61	6.25	29.80
PK	3.664G	49.14	74.00	-24.86	5.73	3	Vertical	238	1.08	-	43.41	29.10	6.36	29.73

Radiated Emissions above 1GHz_Mode 1

27/07/2020

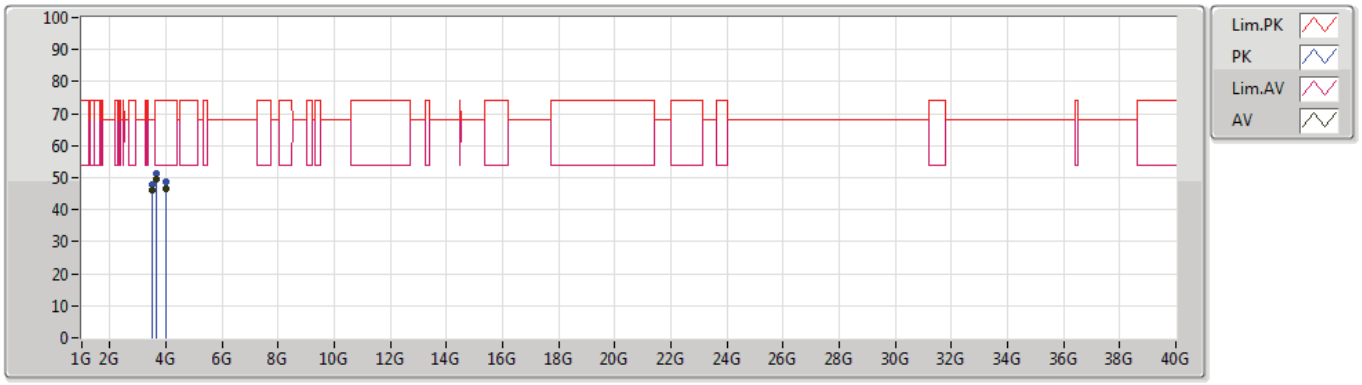

Type	Freq	Level	Limit	Margin	Factor	Dist	Condition	Azimuth	Height	Comment	Raw	AF	CL	PA
	(Hz)	(dBuV/m)	(dBuV/m)	(dB)	(dB)	(m)		(°)	(m)		(dBuV)	(dB)	(dB)	(dB)
AV	3.502G	46.15	68.20	-22.05	5.06	3	Horizontal	266	1.73	-	41.09	28.61	6.25	29.80
AV	3.664G	49.77	54.00	-4.23	5.73	3	Horizontal	269	1.09	"Worst"	44.04	29.10	6.36	29.73
AV	4G	46.39	54.00	-7.61	6.72	3	Horizontal	137	2.09	-	39.67	29.60	6.70	29.58
PK	3.502G	47.97	68.20	-20.23	5.06	3	Horizontal	266	1.73	-	42.91	28.61	6.25	29.80
PK	3.664G	51.22	74.00	-22.78	5.73	3	Horizontal	269	1.09	-	45.49	29.10	6.36	29.73
PK	4G	48.56	74.00	-25.44	6.72	3	Horizontal	137	2.09	-	41.84	29.60	6.70	29.58