FCC Radio Test Report

FCC ID	:	**L9VPRT6351**
Equipment	:	**Home Gateway**
Brand Name	:	**COMTREND**
Model Name	:	**PRT-6351, WR-2412u**
Applicant/ Manufacturer	:	**COMTREND Corporation 3F-1, 10 Lane 609, Chung Hsin Road, Section 5, San Chung Dist, New Taipei City 24159, Taiwan**
Factory 1	:	**Datamax Electronics (Dong Guan) Co., Ltd. Niu shan Foreign Economic Industrial park, Dong Cheng District, Dong Guan City, Guang Dong , China.**
Factory 2	:	**GIANTA CO., LTD No.130,Sec2,Yangxin Rd.,Yang Mei Dist,Taoyuan City326,Taiwan**
Standard	:	**47 CFR FCC Part 15.407**

The product was received on Jan. 11, 2023, and testing was started from Feb. 18, 2023 and completed on May 05, 2023. We, SPORTON INTERNATIONAL INC. Hsinhua Laboratory, would like to declare that the tested sample has been evaluated in accordance with the procedures given in ANSI C63.10-2013 and shown compliance with the applicable technical standards.

The test results in this report apply exclusively to the tested model / sample. Without written approval of SPORTON INTERNATIONAL INC. Hsinhua Laboratory, the test report shall not be reproduced except in full.

Approved by: Jackson Tsai

SPORTON INTERNATIONAL INC. Hsinhua Laboratory

No.52, Huaya 1st Rd., Guishan Dist., Taoyuan City 333411, Taiwan (R.O.C.)

Table of Contents

History of this test report **3**

Summary of Test Result **4**

1 General Description **5**

1.1 Information 5
1.2 Applicable Standards 10
1.3 Testing Location Information 10
1.4 Measurement Uncertainty 10

2 Test Configuration of EUT **11**

2.1 Test Channel Mode 11
2.2 The Worst Case Measurement Configuration 15
2.3 Accessories 16
2.4 Support Equipment 16
2.5 Test Setup Diagram 17

3 Transmitter Test Result **20**

3.1 AC Power-line Conducted Emissions 20
3.2 Emission Bandwidth 22
3.3 Maximum Equivalent Isotopically Radiated Power (E.I.R.P.) 23
3.4 Peak Power Spectral Density (E.I.R.P.) 26
3.5 Unwanted Emissions 29
3.6 Contention Based Protocol 34
3.7 Frequency Stability 35

4 Test Equipment and Calibration Data **36**

APPENDIX A. TEST RESULTS OF AC POWER-LINE CONDUCTED EMISSIONS

APPENDIX B. TEST RESULTS OF EMISSION BANDWIDTH

APPENDIX C. TEST RESULTS OF MAXIMUM EQUIVALENT ISOTOPICALLY RADIATED POWER (E.I.R.P.)

APPENDIX D. TEST RESULTS OF PEAK POWER SPECTRAL DENSITY (E.I.R.P.)

APPENDIX E. TEST RESULTS OF UNWANTED EMISSIONS

APPENDIX F. TEST RESULTS OF CONTENTION-BASED PROTOCOL

APPENDIX G. TEST RESULTS OF FREQUENCY STABILITY

APPENDIX H. TEST RESULTS OF RADIATED EMISSION CO-LOCATION

APPENDIX I. TEST PHOTOS

PHOTOGRAPHS OF EUT V01

History of this test report

Report No.	Version	Description	Issued Date
FR310610AE	01	Initial issue of report	Jun. 14, 2023

Summary of Test Result

Report Clause	Ref Std. Clause	Test Items	Result (PASS/FAIL)	Remark
1.1.2	15.203	Antenna Requirement	PASS	-
3.1	15.207	AC Power-line Conducted Emissions	PASS	-
3.2	15.407(a)	Emission Bandwidth	PASS	-
3.3	15.407(a)	Maximum Equivalent Isotopically Radiated Power (E.I.R.P.)	PASS	-
3.4	15.407(a)	Peak Power Spectral Density (E.I.R.P.)	PASS	-
3.5	15.407(b)	Unwanted Emissions	PASS	-
3.6	15.407(d)	Contention-Based Protocol	PASS	-
3.7	15.407(g)	Frequency Stability	PASS	-

Declaration of Conformity:
The test results with all measurement uncertainty excluded are presented in accordance with the regulation limits or requirements declared by manufacturers.
Comments and Explanations:
None

Reviewed by: Ben Tseng

Report Producer: Michelle Tsai

1 General Description

1.1 Information

1.1.1 RF General Information

Frequency Range (MHz)	IEEE Std. 802.11	Ch. Frequency (MHz)	Channel Number
5925 ~ 7125	a, ax (HEW20)	5935 ~ 7115	1 ~ 233 [60]
5925 ~ 7125	ax (HEW40)	5965 ~ 7085	3 ~ 227 [29]
5925 ~ 7125	ax (HEW80)	5985 ~ 7025	7 ~ 215 [14]
5925 ~ 7125	ax (HEW160)	6025 ~ 6985	15 ~ 207 [7]

Non-Beamforming

Band	Mode	BWch (MHz)	Nant
5.925-6.425GHz	802.11a	20	2TX
6.425-6.525GHz	802.11a	20	2TX
6.525-6.875GHz	802.11a	20	2TX
6.875-7.125GHz	802.11a	20	2TX
5.925-6.425GHz	802.11ax HEW20	20	2TX
6.425-6.525GHz	802.11ax HEW20	20	2TX
6.525-6.875GHz	802.11ax HEW20	20	2TX
6.875-7.125GHz	802.11ax HEW20	20	2TX
5.925-6.425GHz	802.11ax HEW40	40	2TX
6.425-6.525GHz	802.11ax HEW40	40	2TX
6.525-6.875GHz	802.11ax HEW40	40	2TX
6.875-7.125GHz	802.11ax HEW40	40	2TX
5.925-6.425GHz	802.11ax HEW80	80	2TX
6.425-6.525GHz	802.11ax HEW80	80	2TX
6.525-6.875GHz	802.11ax HEW80	80	2TX
6.875-7.125GHz	802.11ax HEW80	80	2TX
5.925-6.425GHz	802.11ax HEW160	160	2TX
6.425-6.525GHz	802.11ax HEW160	160	2TX
6.525-6.875GHz	802.11ax HEW160	160	2TX
6.875-7.125GHz	802.11ax HEW160	160	2TX

Beamforming

Band	Mode	BWch (MHz)	Nant
5.925-6.425GHz	802.11ax HEW20-BF	20	2TX
6.425-6.525GHz	802.11ax HEW20-BF	20	2TX
6.525-6.875GHz	802.11ax HEW20-BF	20	2TX
6.875-7.125GHz	802.11ax HEW20-BF	20	2TX
5.925-6.425GHz	802.11ax HEW40-BF	40	2TX
6.425-6.525GHz	802.11ax HEW40-BF	40	2TX
6.525-6.875GHz	802.11ax HEW40-BF	40	2TX
6.875-7.125GHz	802.11ax HEW40-BF	40	2TX
5.925-6.425GHz	802.11ax HEW80-BF	80	2TX
6.425-6.525GHz	802.11ax HEW80-BF	80	2TX
6.525-6.875GHz	802.11ax HEW80-BF	80	2TX
6.875-7.125GHz	802.11ax HEW80-BF	80	2TX
5.925-6.425GHz	802.11ax HEW160-BF	160	2TX
6.425-6.525GHz	802.11ax HEW160-BF	160	2TX
6.525-6.875GHz	802.11ax HEW160-BF	160	2TX
6.875-7.125GHz	802.11ax HEW160-BF	160	2TX

Note:
- HEW20, HEW40, HEW80 and HEW160 use a combination of OFDMA-BPSK, QPSK, 16QAM, 64QAM, 256QAM, 1024QAM modulation.
- BWch is the nominal channel bandwidth.
- The channel defined in the IEEE Standard P802.11ax™/D6.1.

1.1.2 Antenna Information

Ant.	Brand	Model Name	Antenna Type	Connector	Support
1	WHA YU	C1881-510014-A(SRF20221849)	Metal Dipole	I-Pex	2.4GHz + 5GHz
2	WHA YU	C1881-510015-A(SRF20221850)	Metal Dipole	I-Pex	2.4GHz + 5GHz
3	WHA YU	C1881-510016-A(SRF20221851)	Metal Dipole	I-Pex	5GHz
4	WHA YU	C1881-510017-A(SRF20221860)	Metal Dipole	I-Pex	5GHz
5	WHA YU	C1881-510018-A(SRF20221861)	PCB	I-Pex	6GHz
6	WHA YU	C1881-510019-A(SRF20221862)	PCB	I-Pex	6GHz

Ant.	Port	Gain (dBi)									
		2.4GHz	5GHz				6GHz				
			U-NII-1	U-NII-2A	U-NII-2C	U-NII-3	5925 (MHz)	6425 (MHz)	6525 (MHz)	6875 (MHz)	7125 (MHz)
1	1	3.06	-	-	-	-	-	-	-	-	-
2	2	3.24	-	-	-	-	-	-	-	-	-
1	2	-	2.44	2.70	3.24	3.62					
2	1	-	1.70	1.98	3.79	3.95					
3	4	-	3.08	2.82	2.93	3.89	-	-	-	-	-
4	3	-	3.91	3.15	3.28	4.42	-	-	-	-	-
5	2	-	-	-	-	-	4.08	4.33	4.25	4.72	4.92
6	1	-	-	-	-	-	4.64	4.70	4.07	5.05	4.89

Composite Gain (dBi)					
Correlated TX / Streams	2.4GHz	5GHz			
		U-NII-1	U-NII-2A	U-NII-2C	U-NII-3
2T1S (Ant 1/2)	3.33	-	-	-	-
2T2S (Ant 1/2)	3.24	-	-	-	-
4T1S (Ant 1/2/3/4)	-	4.24	3.73	3.96	4.49
4T2S (Ant 1/2/3/4)	-	3.91	3.15	3.79	4.42
4T4S (Ant 1/2/3/4)	-	3.91	3.15	3.79	4.42

Note 1: The EUT has six antennas.
Note 2: The composite gain is derived as KDB 662911 D03 v01 which was used as directional gain. For more detail information, please refer to the Antenna Pattern Report AP310610.

For 2.4GHz function:
For IEEE 802.11 b/g/n/VHT/ax mode (2TX/2RX)
Ant. 1 (port 1) ~ Ant. 2 (port 2) could transmit/receive simultaneously.

For 5GHz function:
For IEEE 802.11 a/n/ac/ax mode (4TX/4RX)
Ant. 1 (port 1) ~ Ant. 4 (port 3) could transmit/receive simultaneously.

For 6GHz function:
For IEEE 802.11 a/ax mode (2TX/2RX)
Ant. 5 (port 2) ~ Ant. 6 (port 1) could transmit/receive simultaneously.

1.1.3 EUT Information

Operational Condition				
EUT Power Type	From AC Adapter			
EUT Function	☒	Indoor Access Point	☐	Subordinate
	☐	Indoor Client	☐	Standard Power Access Point
	☐	Dual Client	☐	Standard Client
	☐	Fixed Client		
Beamforming Function	☒	With beamforming	☐	Without beamforming
Resource Unit(802.11ax)	☒	Full RU	☐	Partial RU
Software / Firmware Version for CBP	Dec 19 2022 17:32:39 version 17.10.188.75 (r811021) 〔59937d2e7〕			

Type of EUT		
☒	Stand-alone	
☐	Combined (EUT where the radio part is fully integrated within another device)	
	Combined Equipment - Brand Name / Model No.:	…
☐	Plug-in radio (EUT intended for a variety of host systems)	
	Host System - Brand Name / Model No.:	
☐	Other:	

Note: The above information was declared by manufacturer.

1.1.4 Mode Test Duty Cycle

Non-Beamforming

Mode	DC	DCF(dB)	T(s)	VBW(Hz) ≥ 1/T
802.11a_Nss1,(6Mbps)_2TX	0.946	0.24	2.064m	1k
802.11ax HEW20_Nss1,(MCS0)_2TX	0.980	0.09	n/a (DC>=0.98)	n/a (DC>=0.98)
802.11ax HEW40_Nss1,(MCS0)_2TX	0.962	0.17	790u	3k
802.11ax HEW80_Nss1,(MCS0)_2TX	0.929	0.32	409.375u	3k
802.11ax HEW160_Nss1,(MCS0)_2TX	0.883	0.54	236.563u	10k

Note. If DC < 0.98, the DCF was added while measuring Output power and PSD.

Beamforming

Mode	DC	DCF(dB)	T(s)	VBW(Hz) ≥ 1/T
802.11ax HEW20-BF_Nss1,(MCS0)_2TX	0.962	0.17	4.426m	300
802.11ax HEW40-BF_Nss1,(MCS0)_2TX	0.967	0.15	5.152m	300
802.11ax HEW80-BF_Nss1,(MCS0)_2TX	0.965	0.15	4.159m	300
802.11ax HEW160-BF_Nss1,(MCS0)_2TX	0.966	0.15	4.86m	300

Note. If DC < 0.98, the DCF was added while measuring Output power and PSD.

1.1.5 Table for Multiple Listing

Model Name	Description
PRT-6351	All the models are identical, the difference model served as marketing strategy.
WR-2412u	

Note: PRT-6351 was measured during the test.

1.2 Applicable Standards

According to the specifications of the manufacturer, the EUT must comply with the requirements of the following standards:

- 47 CFR FCC Part 15
- ANSI C63.10-2013
- KDB 789033 D02 v02r01

The following reference test guidance is not within the scope of accreditation of TAF.

- KDB 987594 D01 v01r02
- KDB 987594 D02 v01r01
- KDB 662911 D01 v02r01
- KDB 412172 D01 v01r01
- KDB 414788 D01 v01r01

1.3 Testing Location Information

Test Lab.：Sporton International Inc. Hsinhua Laboratory				
☒ Hsinhua (**TAF:** 3785)	**ADD:** No.52, Huaya 1st Rd., Guishan Dist., Taoyuan City 333411, Taiwan (R.O.C.)			
	TEL: 886-3-327-3456		**FAX:** 886-3-327-0973	
Test site Designation No. TW3785 with FCC.				
Test Condition	**Test Site No.**	**Test Engineer**	**Test Environment**	**Test Date**
AC Conduction	CO04-HY	Wayne Chiu	22.4~23.3°C / 53~56%	16/Mar/2023
RF Conducted	TH01-HY	Johnny Yu	22.6~24.2°C / 54~59%	02/Mar/2023~04/May/2023
Radiated	03CH03-HY	Edward Wang	18.5~19.8°C / 48~55%	18/Feb/2023~16/Apr/2023
Radiated (Co-location)	03CH03-HY	Bart Chen	21.5~22°C / 49~53.5%	09/Mar/2023
Contention-Based Protocol	DFS01-HY	Wayne Lin	21~25°C / 56~59%	05/May/2023
☐ Wen 33rd.St. (**TAF:** 3785)	**ADD:** No.14-1, Ln. 19, Wen 33rd St., Guishan Dist., Taoyuan City 333010, Taiwan (R.O.C.)			
	TEL: 886-3-318-0787		**FAX:** 886-3-318-0287	
Test site Designation No. TW0008 with FCC.				

1.4 Measurement Uncertainty

ISO/IEC 17025 requires that an estimate of the measurement uncertainties associated with the emissions test results be included in the report. The measurement uncertainties given below are based on a 95% confidence level (based on a coverage factor (k=2)

Test Items	**Uncertainty**	**Remark**
AC Power-line Conducted Emissions	4.53 dB	Confidence levels of 95%
Emission Bandwidth	1.5 MHz	Confidence levels of 95%
Maximum Equivalent Isotopically Radiated Power (E.I.R.P.)	1.2 dB	Confidence levels of 95%
Peak Power Spectral Density (E.I.R.P.)	1.2 dB	Confidence levels of 95%
Unwanted Emissions	4.8 dB	Confidence levels of 95%
Contention-Based Protocol	1 ms	Confidence levels of 95%
Frequency Stability	1.18 ppm	Confidence levels of 95%
Temperature	0.41 °C	Confidence levels of 95%
Humidity	3.4 %	Confidence levels of 95%

2 Test Configuration of EUT

2.1 Test Channel Mode

Non-Beamforming

Test Software Version	AccessMTool_3_3_0_1

Mode	Power Setting
802.11a_Nss1,(6Mbps)_2TX	-
5935MHz	49
5955MHz	44
6195MHz	43
6415MHz	43
6435MHz	42
6475MHz	42
6515MHz	42
6535MHz	41
6695MHz	42
6875MHz Straddle 6.525-6.875GHz	43
6895MHz	43
6995MHz	43
7095MHz	42
7115MHz	24
802.11ax HEW20_Nss1,(MCS0)_2TX	-
5935MHz	42
5955MHz	47
6195MHz	45
6415MHz	43
6435MHz	44
6475MHz	45
6515MHz	43
6535MHz	41
6695MHz	40
6875MHz Straddle 6.525-6.875GHz	41
6895MHz	39
6995MHz	43
7095MHz	45

Mode	Power Setting
7115MHz	32
802.11ax HEW40_Nss1,(MCS0)_2TX	-
5965MHz	56
6205MHz	57
6405MHz	54
6445MHz	58
6485MHz	57
6525MHz Straddle 6.425-6.525GHz	55
6565MHz	54
6685MHz	54
6885MHz Straddle 6.525-6.875GHz	54
6925MHz	52
7005MHz	54
7085MHz	54
802.11ax HEW80_Nss1,(MCS0)_2TX	-
5985MHz	69
6225MHz	66
6385MHz	65
6465MHz	66
6545MHz Straddle 6.425-6.525GHz	64
6625MHz	64
6705MHz	62
6785MHz	62
6865MHz Straddle 6.525-6.875GHz	61
6945MHz	65
7025MHz	80
802.11ax HEW160_Nss1,(MCS0)_2TX	-
6025MHz	77
6185MHz	80
6345MHz	80
6505MHz Straddle 6.425-6.525GHz	80
6665MHz	78
6825MHz Straddle 6.525-6.875GHz	75
6985MHz	77

Beamforming

Test Software Version	Dos V6.1

Mode	Power Setting
802.11ax HEW20-BF_Nss1,(MCS0)_2TX	-
5935MHz	42
5955MHz	50
6195MHz	45
6415MHz	44
6435MHz	39
6475MHz	44
6515MHz	46
6535MHz	40
6695MHz	39
6875MHz	43
6895MHz	34
6995MHz	50
7095MHz	44
7115MHz	32
802.11ax HEW40-BF_Nss1,(MCS0)_2TX	-
5965MHz	49
6205MHz	52
6405MHz	51
6445MHz	50
6485MHz	52
6525MHz	50
6565MHz	51
6685MHz	59
6885MHz	53
6925MHz	66
7005MHz	52
7085MHz	55
802.11ax HEW80-BF_Nss1,(MCS0)_2TX	-
5985MHz	65
6225MHz	67
6385MHz	66
6465MHz	66

Mode	Power Setting
6545MHz	66
6625MHz	67
6705MHz	67
6785MHz	67
6865MHz	67
6945MHz	72
7025MHz	72
802.11ax HEW160-BF_Nss1,(MCS0)_2TX	-
6025MHz	70
6185MHz	76
6345MHz	76
6505MHz	75
6665MHz	72
6825MHz	72
6985MHz	78

2.2 The Worst Case Measurement Configuration

The Worst Case Mode for Following Conformance Tests	
Tests Item	AC power-line conducted emissions
Condition	AC power-line conducted measurement for line and neutral Test Voltage: 120Vac / 60Hz
Operating Mode	CTX
1	Adapter Mode

The Worst Case Mode for Following Conformance Tests	
Tests Item	Emission Bandwidth Maximum Equivalent Isotopically Radiated Power (E.I.R.P.) (Beamforming) Peak Power Spectral Density (E.I.R.P.) (Beamforming) Contention Based Protocol Frequency Stability
Test Condition	Conducted measurement at transmit chains

The Worst Case Mode for Following Conformance Tests			
Tests Item	Maximum Equivalent Isotopically Radiated Power (E.I.R.P.) (Non-Beamforming) Peak Power Spectral Density (E.I.R.P.) (Non-Beamforming) Unwanted Emissions		
Test Condition	Radiated measurement If EUT consist of multiple antenna assembly (multiple antenna are used in EUT regardless of spatial multiplexing MIMO configuration), the radiated test should be performed with highest antenna gain of each antenna type.		
Operating Mode < 1GHz	CTX		
1	Adapter Mode		
Operating Mode > 1GHz	CTX		
Orthogonal Planes of EUT	**X Plane**	**Y Plane**	**Z Plane**
Worst Planes of EUT	V (Beamforming)	V (Non-Beamforming)	

The Worst Case Mode for Following Conformance Tests	
Tests Item	Simultaneous Transmission Analysis
Test Condition	Radiated measurement
Operating Mode	CTX
1	5GHz WLAN + 6GHz WLAN
Refer to Sporton Test Report No.: FA310610 for Co-location RF Exposure Evaluation and Appendix H for Radiated Emission Co-location.	

2.3 Accessories

AC Adapter	Brand Name	AMIGO	Model Name	AMS241A-1202500FU
	Power Rating	I/P: 100-240Vac, 1.2A, O/P: 12Vdc, 2.5A		
	DC Power Cable	1.8 meter, non-shielded cable, w/o ferrite core		
RJ45 Cable	Brand Name	N/A	Model Name	N/A
	Signal Line	1.8 meter, non-shielded cable, w/o ferrite core		

Reminder: Regarding to more detail and other information, please refer to user manual.

2.4 Support Equipment

Support Equipment – AC Conduction					
No.	**Equipment**	**Brand Name**	**Model Name**	**FCC ID**	**Remark**
1	Notebook	HP	HSTNN-142C	-	-
2	Adapter (For NB)	HP	HSTNN-CA40	-	-
3	RJ45 cable	Power Sync	CAT-6E-10	-	-
4	Power cable	Power Sync	TPCMRN0018	-	-

Support Equipment – Radiated					
No.	**Equipment**	**Brand Name**	**Model Name**	**FCC ID**	**Remark**
1	Notebook	HP	HSTNN-142C	-	-
2	Adapter (For NB)	HP	HSTNN-CA40	-	-
3	Notebook	HP	HSTNN-142C	-	-
4	Adapter (For NB)	HP	HSTNN-CA40	-	-
5	Power cable	Power Sync	TPCMRN0018	-	-
6	LAN cable	Power Sync	CAT-6E-10	-	-
7	LAN cable	Power Sync	CAT-6E-10	-	-

Support Equipment – Conducted					
No.	**Equipment**	**Brand Name**	**Model Name**	**FCC ID**	**Remark**
1	Notebook	DELL	E5410	-	-
2	Adapter for NB	DELL	HA65NM130	-	-
3	Client AP	N/A	N/A	-	Provided by Customer

Support Equipment – Contention-Based Protocol					
No.	**Equipment**	**Brand Name**	**Model Name**	**FCC ID**	**Remark**
1	Notebook	DELL	Latitude E5550	-	-
2	Client(Slave)	HP	HSTNN-I29C	-	-

2.5 Test Setup Diagram

Test Setup Diagram – AC Line Conducted Emission Test

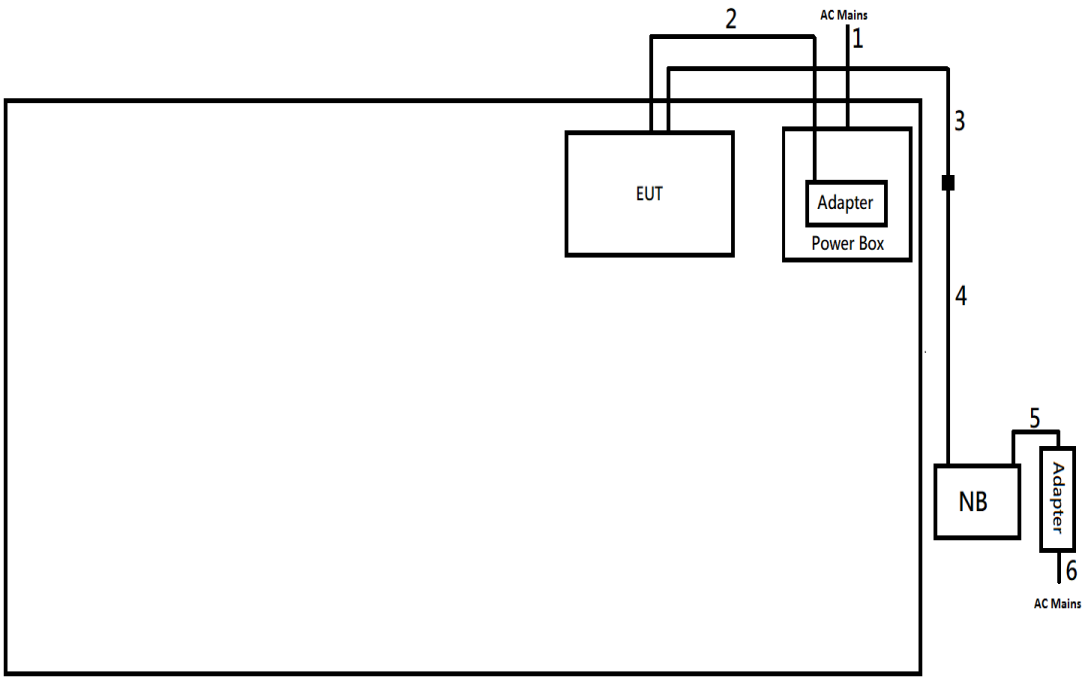

Item	Connection	Shielded	Length(m)	Remark
1	AC Power cable	No	1.8	-
2	DC Power cable	No	1.8	-
3	RJ45 cable	No	1.8	-
4	RJ45 cable	No	10.0	-
5	DC Power cable	No	1.5	-
6	AC Power cable	No	1.8	-

Test Setup Diagram - Radiated Test (Non-Beamforming)

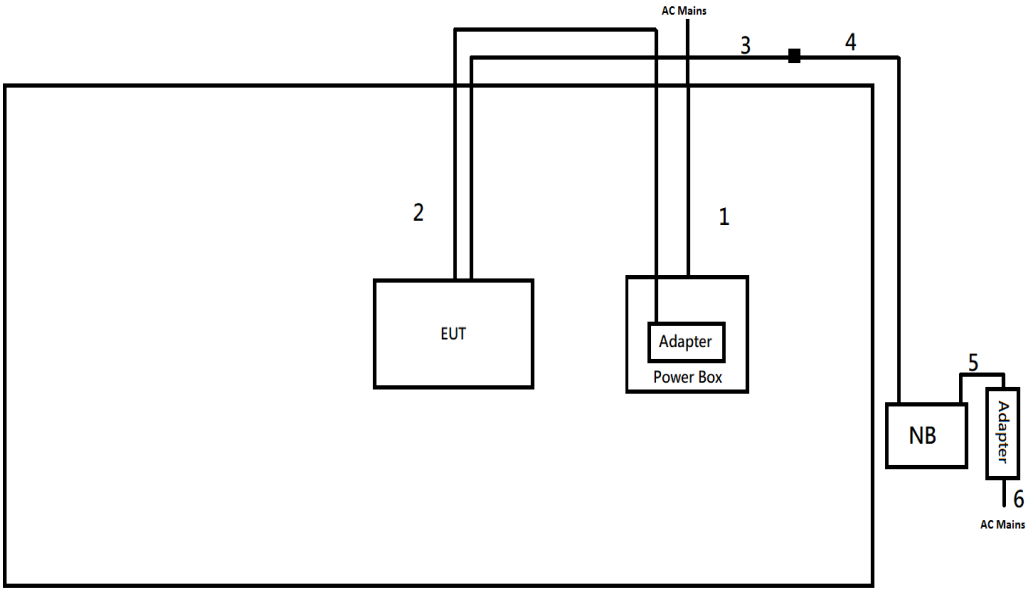

Item	Connection	Shielded	Length(m)	Remark
1	AC Power cable	No	1.8	-
2	DC Power cable	No	1.8	-
3	RJ45 cable	No	1.8	Provided by Customer
4	RJ45 cable	No	10.0	-
5	DC Power cable	No	1.5	-
6	AC Power cable	No	1.8	-

Test Setup Diagram - Radiated Test (Beamforming)

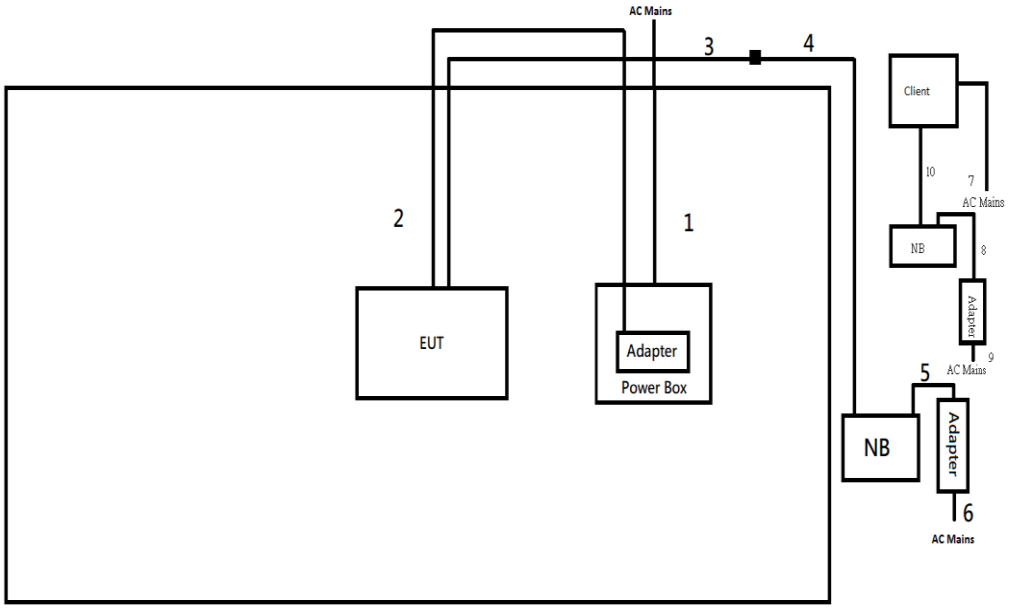

Item	Connection	Shielded	Length(m)	Remark
1	AC Power cable	No	1.8	-
2	DC Power cable	No	1.8	-
3	RJ45 cable	No	1.8	-
4	RJ45 cable	No	10.0	-
5	DC Power cable	No	1.5	-
6	AC Power cable	No	1.8	-
7	AC Power cable	No	1.8	-
8	DC Power cable	No	1.5	-
9	AC Power cable	No	1.8	-
10	RJ45 cable	No	10.0	-

3 Transmitter Test Result

3.1 AC Power-line Conducted Emissions

3.1.1 AC Power-line Conducted Emissions Limit

AC Power-line Conducted Emissions Limit		
Frequency Emission (MHz)	**Quasi-Peak**	**Average**
0.15-0.5	66 - 56 *	56 - 46 *
0.5-5	56	46
5-30	60	50
Note 1: * Decreases with the logarithm of the frequency.		

3.1.2 Measuring Instruments

Refer a test equipment and calibration data table in this test report.

3.1.3 Test Procedures

Test Method
☒ Refer as ANSI C63.10-2013, clause 6.2 for AC power-line conducted emissions.

3.1.4 Measurement Results Calculation

The measured Level is calculated using:
Corrected Reading: Raw(Read Level) +LISN(LISN Factor) + CL(Cable Loss) + AT(Attenuator).

3.1.5 Test Setup

AC Power-line Conducted Emissions

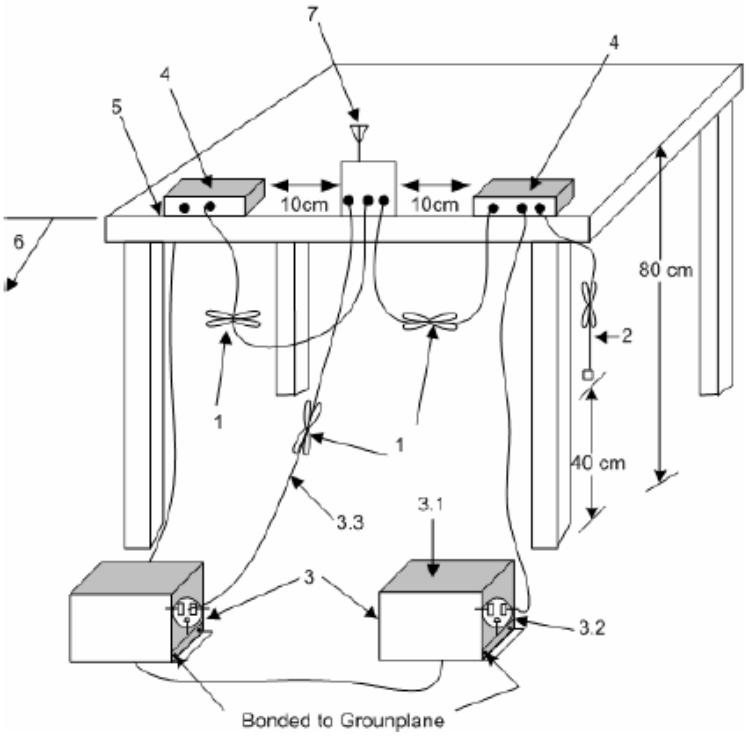

1—Interconnecting cables that hang closer than 40 cm to the ground plane shall be folded back and forth in the center forming a bundle 30 cm to 40 cm long.
2—The I/O cables that are not connected to an accessory shall be bundled in the center. The end of the cable may be terminated, if required, using the correct terminating impedance. The overall length shall not exceed 1 m.
3—EUT connected to one LISN. Unused LISN measuring port connectors shall be terminated in 50 Ω loads. LISN may be placed on top of, or immediately beneath, reference ground plane.
3.1—All other equipment powered from additional LISN(s).
3.2—A multiple-outlet strip may be used for multiple power cords of non-EUT equipment.
3.3—LISN at least 80 cm from nearest part of EUT chassis.
4—Non-EUT components of EUT system being tested.
5—Rear of EUT, including peripherals, shall all be aligned and flush with edge of tabletop.
6—Edge of tabletop shall be 40 cm removed from a vertical conducting plane that is bonded to the ground plane.
7—Antenna can be integral or detachable. If detachable, then the antenna shall be attached for this test.

3.1.6 Test Result of AC Power-line Conducted Emissions

Refer as Appendix A

3.2 Emission Bandwidth

3.2.1 Emission Bandwidth Limit

Emission Bandwidth Limit
UNII Devices
☒ For the 5925-6425 GHz band, N/A
☒ For the 6425-6525 GHz band, N/A
☒ For the 6525-6875 GHz band, N/A
☒ For the 6875-7125 GHz band, N/A

3.2.2 Measuring Instruments

Refer a test equipment and calibration data table in this test report.

3.2.3 Test Procedures

Test Method	
▪ For the emission bandwidth shall be measured using one of the options below:	
	☒ Refer as KDB 789033, clause C for EBW and clause D for OBW measurement.
	☐ Refer as ANSI C63.10, clause 6.9.3 for occupied bandwidth testing.
	☐ Refer as IC RSS-Gen, clause 6.7 for bandwidth testing.

3.2.4 Test Setup

Emission Bandwidth
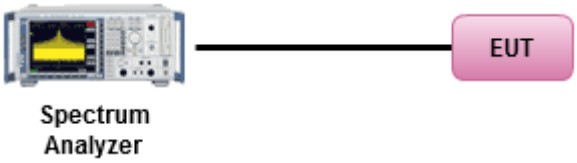

3.2.5 Test Result of Emission Bandwidth

Refer as Appendix B

3.3 Maximum Equivalent Isotopically Radiated Power (E.I.R.P.)

3.3.1 Maximum Equivalent Isotopically Radiated Power (E.I.R.P.) Limit

Maximum Equivalent Isotopically Radiated Power (E.I.R.P.) Limit	
UNII Devices	
☒	For the 5.925 ~ 6.425 GHz band:
	▪ For standard power access point and fixed client device : e.i.r.p < 36 dBm , For outdoor devices, the maximum e.i.r.p. at any elevation angle above 30 degrees not exceed 125 mW (21 dBm).
	▪ For indoor access point : e.i.r.p < 30 dBm.
	▪ For subordinate device control of an indoor access point : e.i.r.p < 30 dBm.
	▪ For client device control of a standard power access point : e.i.r.p < 30 dBm.
	▪ For client device control of an indoor access point : e.i.r.p < 24 dBm.
☒	For the 6.425 ~ 6.525 GHz band:
	▪ For indoor access point : e.i.r.p < 30 dBm.
	▪ For client device control of an indoor access point : e.i.r.p < 24 dBm.
☒	For the 6.525 ~ 6.875 GHz band:
	▪ For standard power access point and fixed client device : e.i.r.p < 36 dBm , For outdoor devices, the maximum e.i.r.p. at any elevation angle above 30 degrees not exceed 125 mW (21 dBm).
	▪ For indoor access point : e.i.r.p < 30 dBm.
	▪ For subordinate device control of an indoor access point : e.i.r.p < 30 dBm.
	▪ For client device control of a standard power access point : e.i.r.p < 30 dBm.
	▪ For client device control of an indoor access point : e.i.r.p < 24 dBm.
☒	For the 6.875 ~ 7.125 GHz band:
	▪ For indoor access point : e.i.r.p < 30 dBm.
	▪ For client device control of an indoor access point : e.i.r.p < 24 dBm.

3.3.2 Measuring Instruments

Refer a test equipment and calibration data table in this test report.

3.3.3 Test Procedures

Test Method	
▪ Maximum Output Power Setting	
	Duty cycle ≥ 98%
	☐ Refer as KDB 789033, clause E Method SA-2 (spectral trace averaging).
	Duty cycle < 98%
	☒ Refer as KDB 789033, clause E Method SA-2 Alt. (RMS detection with slow sweep speed)
	Wideband RF power meter and average over on/off periods with duty factor
	☐ Refer as KDB 789033, clause E Method PM-G (using an RF average power meter).
☐ For conducted measurement.	
	▪ If the EUT supports multiple transmit chains using options given below: Refer as FCC KDB 662911, In-band power measurements. Using the measure-and-sum approach, measured all transmit ports individually. Sum the power (in linear power units e.g., mW) of all ports for each individual sample and save them.
	▪ If multiple transmit chains, EIRP calculation could be following as methods: $P_{total} = P_1 + P_2 + \ldots + P_n$ (calculated in linear unit [mW] and transfer to log unit [dBm]) $EIRP_{total} = P_{total} + DG$
☒ For radiated measurement.	
	▪ Refer as ANSI C63.10, clause 6.6 for radiated emissions above 1GHz.
	▪ Refer as KDB 789033, clause II A.1.F ”Antenna-port Conducted versus Radiated Testing”
	▪ Refer as KDB 412172, clause 2.2 for EIRP calculation.

3.3.4 Test Setup

Radiated Measurement

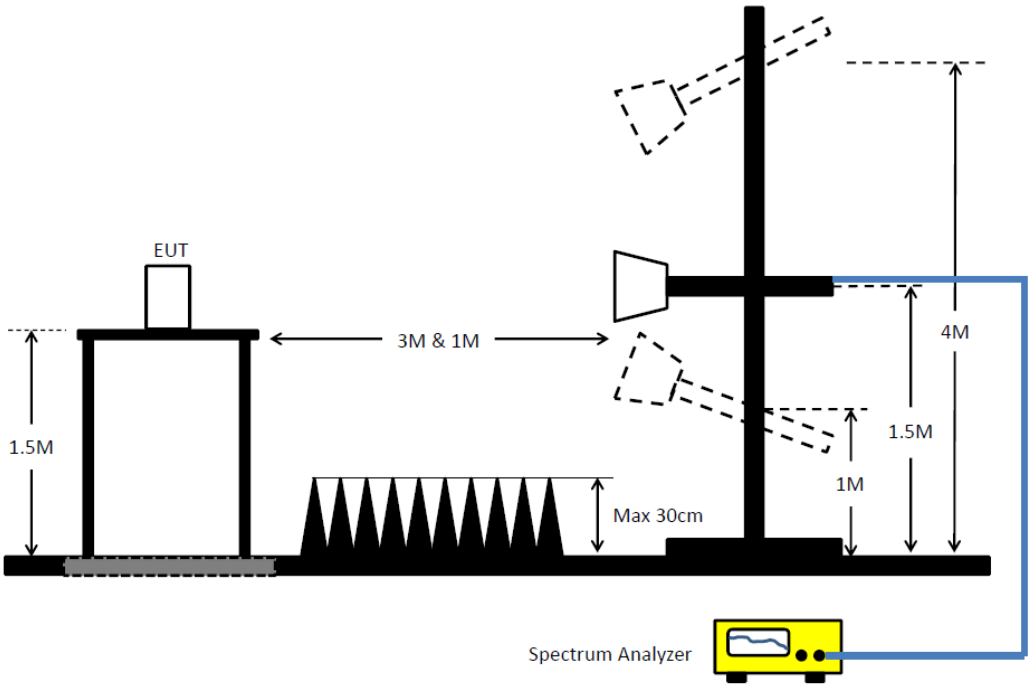

3.3.5 Test Result of Maximum Equivalent Isotopically Radiated Power (E.I.R.P)

Refer as Appendix C

3.4 Peak Power Spectral Density (E.I.R.P.)

3.4.1 Peak Power Spectral Density (E.I.R.P.) Limit

Peak Power Spectral Density (E.I.R.P.) Limit	
UNII Devices	
☒	For the 5.925 ~ 6.425 GHz band:
	▪ For standard power access point and fixed client device : e.i.r.p PSD < 23 dBm/MHz.
	▪ For indoor access point : e.i.r.p PSD < 5 dBm/MHz.
	▪ For subordinate device control of an indoor access point : e.i.r.p PSD < 5 dBm/MHz.
	▪ For client device control of a standard power access point : e.i.r.p PSD < 17 dBm/MHz.
	▪ For client device control of an indoor access point : e.i.r.p PSD < -1 dBm/MHz.
☒	For the 6.425 ~ 6.525 GHz band:
	▪ For indoor access point : e.i.r.p PSD < 5 dBm/MHz.
	▪ For client device control of an indoor access point : e.i.r.p PSD < -1 dBm/MHz.
☒	For the 6.525 ~ 6.875 GHz band:
	▪ For standard power access point and fixed client device : e.i.r.p PSD < 23 dBm/MHz.
	▪ For indoor access point : e.i.r.p PSD < 5 dBm/MHz.
	▪ For subordinate device control of an indoor access point : e.i.r.p PSD < 5 dBm/MHz.
	▪ For client device control of a standard power access point : e.i.r.p PSD < 17 dBm/MHz.
	▪ For client device control of an indoor access point : e.i.r.p PSD < -1 dBm/MHz.
☒	For the 6.875 ~ 7.125 GHz band:
	▪ For indoor access point : e.i.r.p PSD < 5 dBm/MHz.
	▪ For client device control of an indoor access point : e.i.r.p PSD < -1 dBm/MHz.

3.4.2 Measuring Instruments

Refer a test equipment and calibration data table in this test report.

3.4.3 Test Procedures

Test Method			
▪ Peak power spectral density procedures that the same method as used to determine the conducted output power shall be used to determine the peak power spectral density and use the peak search function on the spectrum analyzer to find the peak of the spectrum. For the peak power spectral density shall be measured using below options:			
	☐ Refer as KDB 789033, F)5) power spectral density can be measured using resolution bandwidths < 1 MHz provided that the results are integrated over 1 MHz bandwidth		
	☐ Refer as KDB 789033, clause E Method SA-2. (spectral trace averaging)		
	☐ Refer as KDB 789033, clause E Method SA-2 Alt. (RMS detection with slow sweep speed)		
☐ For conducted measurement.			
	▪ If the EUT supports multiple transmit chains using options given below:		
		☐ Option 1: Measure and sum the spectra across the outputs. Refer as FCC KDB 662911, In-band power spectral density (PSD). Sample all transmit ports simultaneously using a spectrum analyzer for each transmit port. Where the trace bin-by-bin of each transmit port summing can be performed. (i.e., in the first spectral bin of output 1 is summed with that in the first spectral bin of output 2 and that from the first spectral bin of output 3, and so on up to the NTX output to obtain the value for the first frequency bin of the summed spectrum.). Add up the amplitude (power) values for the different transmit chains and use this as the new data trace.	
		☒ Option 2: Measure and sum spectral maxima across the outputs. With this technique, spectra are measured at each output of the device at the required resolution bandwidth. The maximum value (peak) of each spectrum is determined. These maximum values are then summed mathematically in linear power units across the outputs. These operations shall be performed separately over frequency spans that have different out-of-band or spurious emission limits,	
		☒ Option 3: Measure and add 10 log(N) dB, where N is the number of transmit chains. Refer as FCC KDB 662911, In-band power spectral density (PSD). Performed at each transmit chains and each transmit chains shall be compared with the limit have been reduced with 10 log(N). Or each transmit chains shall be add 10 log(N) to compared with the limit.	
	▪ If multiple transmit chains, EIRP PPSD calculation could be following as methods: $PPSD_{total} = PPSD_1 + PPSD_2 + \ldots + PPSD_n$ (calculated in linear unit [mW] and transfer to log unit [dBm]) $EIRP_{total} = PPSD_{total} + DG$		
☒ For radiated measurement.			
	▪ Refer as ANSI C63.10, clause 6.6 for radiated emissions above 1GHz.		
	▪ Refer as KDB 789033, clause II A.1.F ”Antenna-port Conducted versus Radiated Testing”		
	▪ Refer as KDB 412172, clause 2.2 for EIRP calculation.		

3.4.4 Test Setup

Radiated Measurement

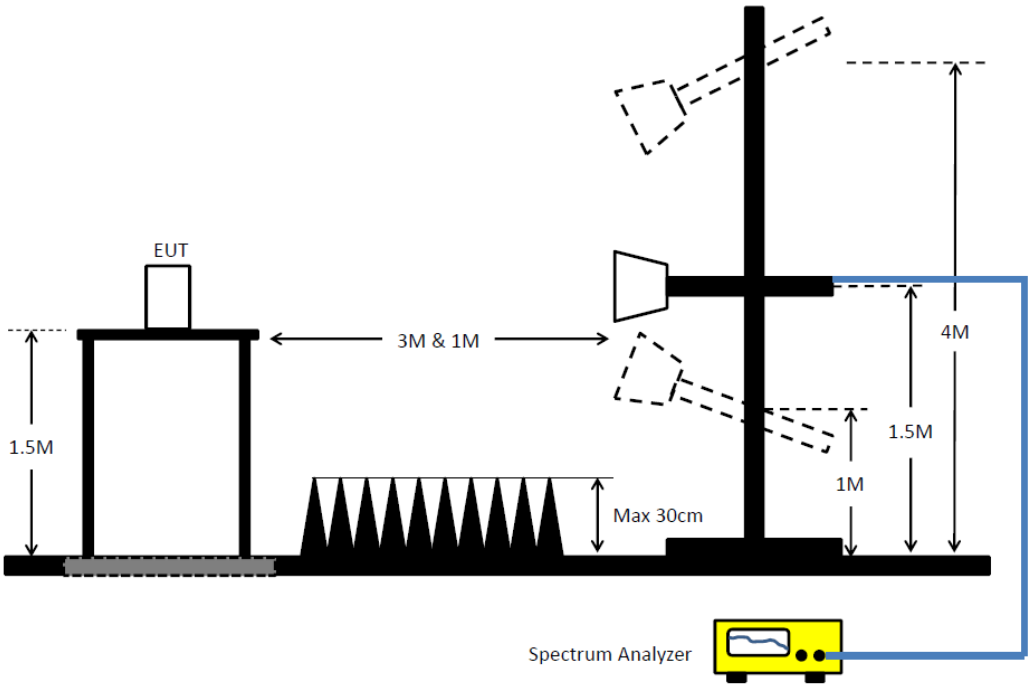

3.4.5 Test Result of Peak Power Spectral Density (E.I.R.P.)

Refer as Appendix D

3.5 Unwanted Emissions

3.5.1 Transmitter Unwanted Emissions Limit

Unwanted emissions below 1 GHz and restricted band emissions above 1GHz limit			
Frequency Range (MHz)	**Field Strength (uV/m)**	**Field Strength (dBuV/m)**	**Measure Distance (m)**
0.009~0.490	2400/F(kHz)	48.5 - 13.8	300
0.490~1.705	24000/F(kHz)	33.8 - 23	30
1.705~30.0	30	29	30
30~88	100	40	3
88~216	150	43.5	3
216~960	200	46	3
Above 960	500	54	3

Note 1: Test distance for frequencies at or above 30 MHz, measurements may be performed at a distance other than the limit distance provided they are not performed in the near field and the emissions to be measured can be detected by the measurement equipment. When performing measurements at a distance other than that specified, the results shall be extrapolated to the specified distance using an extrapolation factor of 20 dB/decade (inverse of linear distance for field-strength measurements, inverse of linear distance-squared for power-density measurements).

Note 2: Test distance for frequencies at below 30 MHz, measurements may be performed at a distance closer than the EUT limit distance; however, an attempt should be made to avoid making measurements in the near field. When performing measurements below 30 MHz at a closer distance than the limit distance, the results shall be extrapolated to the specified distance by either making measurements at a minimum of two or more distances on at least one radial to determine the proper extrapolation factor or by using the square of an inverse linear distance extrapolation factor (40 dB/decade). The test report shall specify the extrapolation method used to determine compliance of the EUT.

Note 3: Using the distance of 1m during the test for above 18 GHz, and the test value to correct for the distance factor at 3m(20 x log (standard distance/ test distance) = 20log(3/1) = 9.54dB.
EX. Above 18GHz emission limit calculation (3m to 1m) = 54dBuV/m at 3m + 9.54dB = 63.54 dBuV/m at 1m.

Un-restricted band emissions above 1GHz Limit	
Frequency	**Limit**
Any outside the 5.945 – 7.125 GHz emission	e.i.r.p. -27 dBm [68.2 dBuV/m@3m]
	Note 1: Using the distance of 1m during the test for above 18 GHz, and the test value to correct for the distance factor at 3m(20 x log (standard distance/ test distance) = 20log(3/1) = 9.54dB. EX. Above 18GHz emission limit calculation (3m to 1m) = 68.2dBuV/m at 3m + 9.54dB = 77.74 dBuV/m at 1m.
Frequency	**Emission MASK Limit**
5.945 – 7.125 GHz	Power spectral density must be suppressed by 20 dB at 1 MHz outside of channel edge, by 28 dB at one channel bandwidth from the channel center, and by 40 dB at one- and one-half times the channel bandwidth away from channel center. At frequencies between one megahertz outside an unlicensed device's channel edge and one channel bandwidth from the center of the channel, the

limits must be linearly interpolated between 20 dB and 28 dB suppression, and at frequencies between one and one- and one-half times an unlicensed device's channel bandwidth, the limits must be linearly interpolated between 28 dB and 40
dB suppression. Emissions removed from the channel center by more than one- and one-half times the channel bandwidth must be suppressed by at least 40 dB.

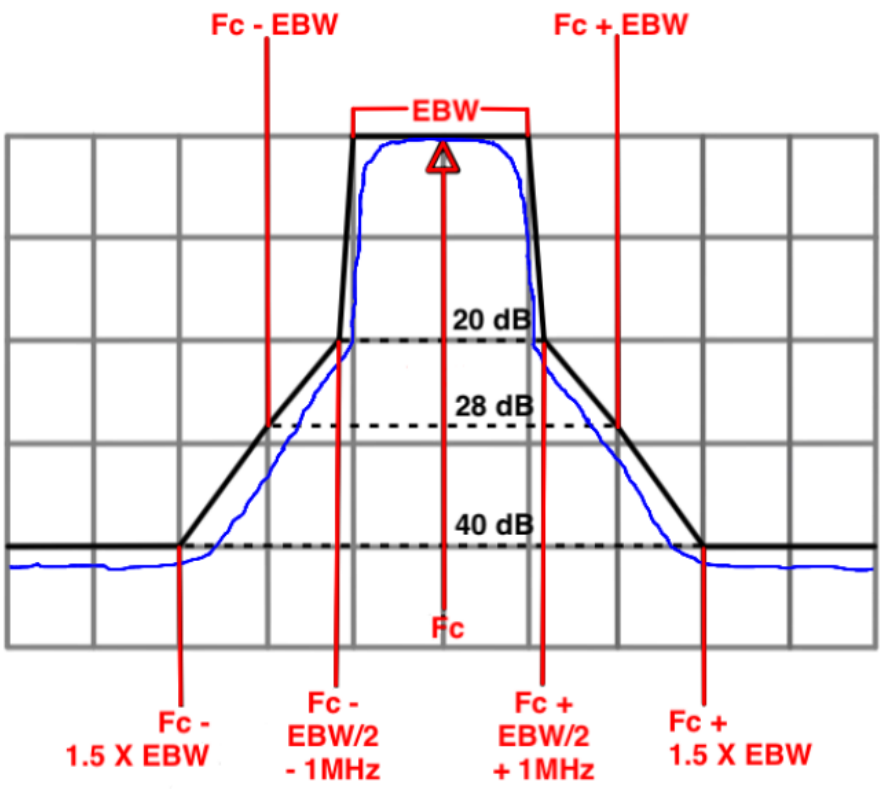

3.5.2 Measuring Instruments

Refer a test equipment and calibration data table in this test report.

3.5.3 Test Procedures

Test Method			
▪ Measurements may be performed at a distance other than the limit distance provided they are not performed in the near field and the emissions to be measured can be detected by the measurement equipment. Measurements shall not be performed at a distance greater than 30 m for frequencies above 30 MHz, unless it can be further demonstrated that measurements at a distance of 30 m or less are impractical. When performing measurements at a distance other than that specified, the results shall be extrapolated to the specified distance using an extrapolation factor of 20 dB/decade (inverse of linear distance for field-strength measurements, inverse of linear distance-squared for power-density measurements).			
▪ The average emission levels shall be measured in [duty cycle ≥ 98 or duty factor].			
▪ For the transmitter unwanted emissions shall be measured using following options below:			
	▪ Refer as KDB 789033, clause G)2) for unwanted emissions into non-restricted bands.		
	▪ Refer as KDB 789033, clause G)1) for unwanted emissions into restricted bands.		
		☒	Refer as KDB 789033, G)6) Method AD (Trace Averaging). (For unrestricted band measurement)
		☐	Refer as KDB 789033, G)6) Method VB (Reduced VBW).
		☒	Refer as ANSI C63.10, clause 11.12.2.5.3 (Reduced VBW). VBW ≥ 1/T, where T is pulse time.(For restricted band average measurement)
		☐	Refer as ANSI C63.10, clause 7.5 average value of pulsed emissions.
		☒	Refer as KDB 789033, clause G)5) measurement procedure peak limit.
		☐	Refer as ANSI C63.10, clause 4.1.4.2.2 measurement procedure peak limit.
	☒ Refer as KDB 789033, clause G)3)d)ii) for Band edge Integration measurements.		
▪ For emission MASK shall be measured using following options below:			
		☒	Refer as KDB 987594 D02, J) In-Band Emissions
▪ For radiated measurement.			
	▪ Refer as ANSI C63.10, clause 6.4 for radiated emissions below 30 MHz and test distance is 3m.		
	▪ Refer as ANSI C63.10, clause 6.5 for radiated emissions 30 MHz to 1 GHz and test distance is 3m.		
	▪ Refer as ANSI C63.10, clause 6.6 for radiated emissions above 1GHz.		
▪ The any unwanted emissions level shall not exceed the fundamental emission level.			
▪ All amplitude of spurious emissions that are attenuated by more than 20 dB below the permissible value has no need to be reported.			

▪ Use the following spectrum analyzer settings:	
	▪ Set RBW=100 kHz for f < 1 GHz; VBW=3 * RBW; Sweep = auto; Detector function = peak; Trace = max hold.
	▪ Set RBW = 1 MHz, VBW= 3MHz for f ≥ 1 GHz for peak measurement. For average measurement, refer as 1.1.4.
▪ KDB 414788 Open-Field Test Sites and Chamber Correlation Justification.	
	▪ Based on FCC 15.31(f)(2): measurements may be performed at a distance closer than that specified in regulations; however, an attempt should be made to avoid making measurements in the near field.
	▪ Open-field site and chamber correlation testing had been performed and chamber measured test result is the worst case test result.

3.5.4 Measurement Results Calculation

The measured Level is calculated using:
Corrected Reading: Raw(Read Level) + AF(Antenna Factor) + CL(Cable Loss) - PA(Preamp Factor)

3.5.5 Test Setup

Transmitter Radiated Unwanted Emissions
9kHz ~30MHz
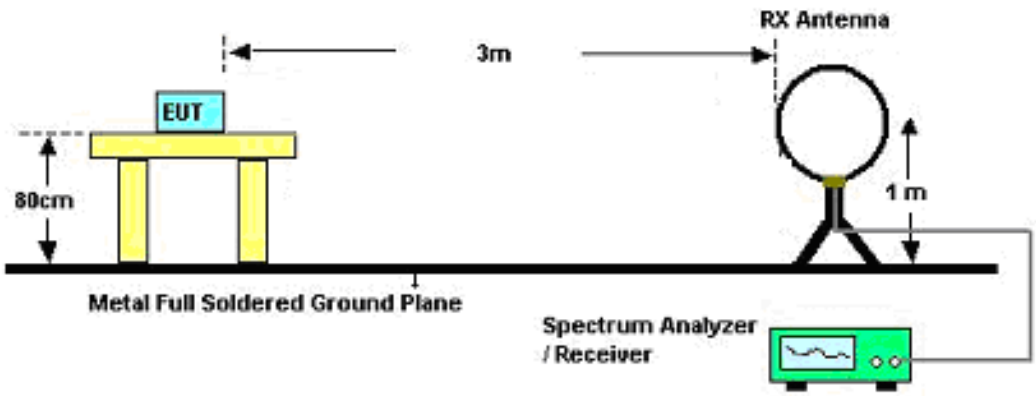

30MHz~1GHz

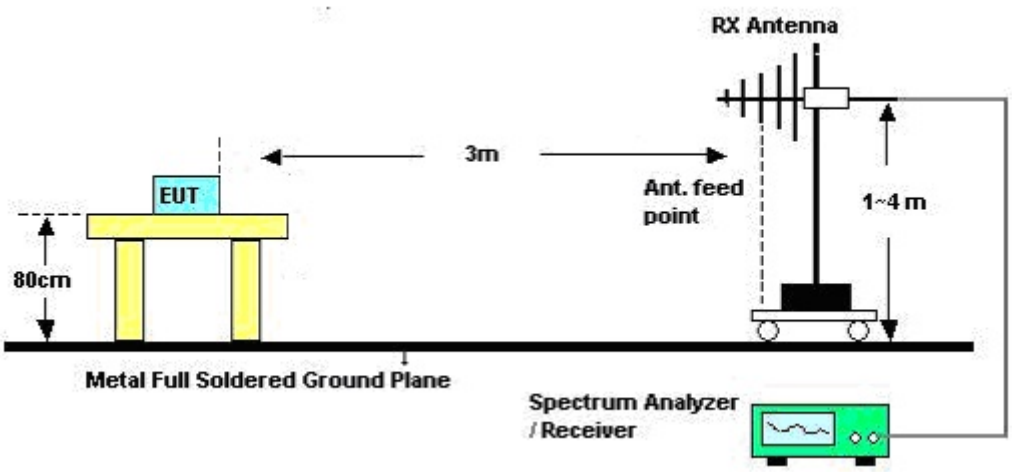

Above 1GHz

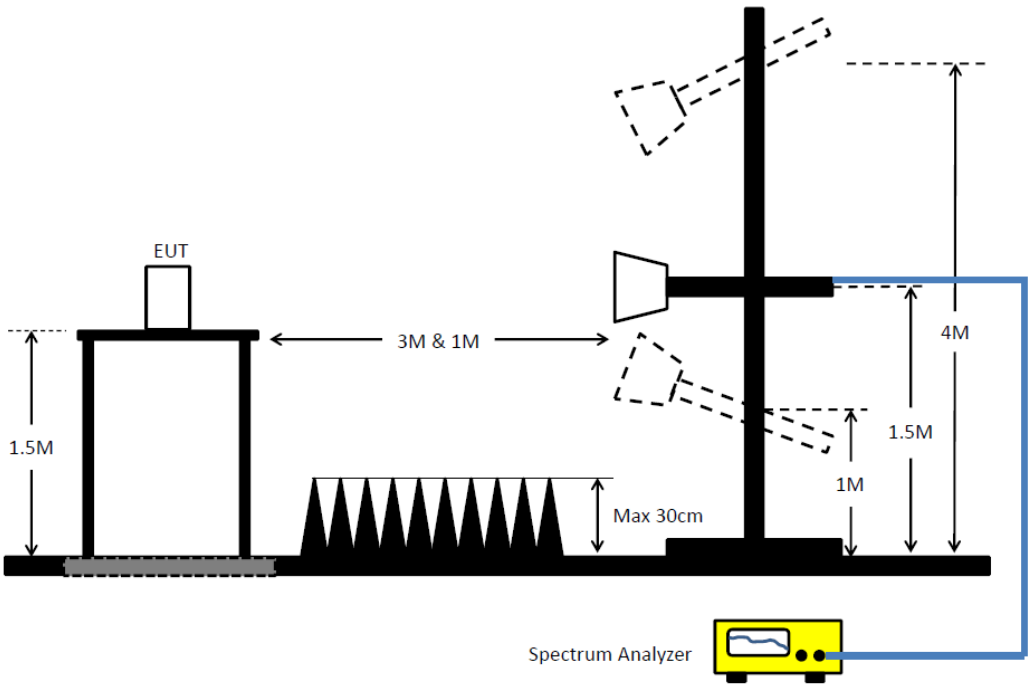

3.5.6 Transmitter Unwanted Emissions (Below 30MHz)

The amplitude of spurious emissions which are attenuated by more than 20dB below the permissible value has no need to be reported.

3.5.7 Test Result of Transmitter Unwanted Emissions

Refer as Appendix E

3.6 Contention Based Protocol

3.6.1 Contention Based Protocol Limit

EUT can detect an AWGN signal with 90% (or better) level of certainty.

3.6.2 Measuring Instruments

Refer a test equipment and calibration data table in this test report.

3.6.3 Test Procedures

Test Method	
▪	For Contention Based Protocol shall be measured using following options below:
☒	Refer as KDB 987594 D02, I) Contention Based Protocol.

3.6.4 Test Setup

Contention Based Protocol

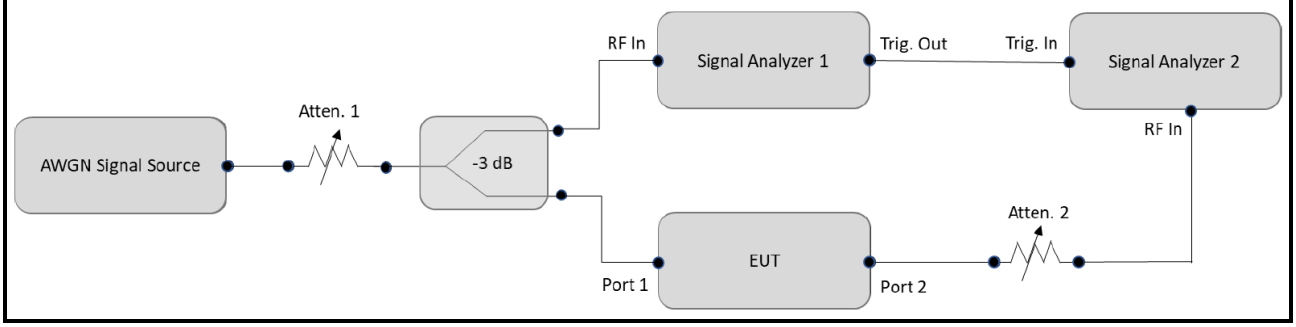

3.6.5 Test Result of Contention Based Protocol

Refer as Appendix F

3.7 Frequency Stability

3.7.1 Frequency Stability Limit

Frequency Stability Limit
▪ In-band emission is maintained within the band of operation under all conditions of normal operation as specified in the user's manual.

3.7.2 Measuring Instruments

Refer a test equipment and calibration data table in this test report.

3.7.3 Test Procedures

Test Method	
▪ Refer as ANSI C63.10, clause 6.8 for frequency stability tests	
	▪ Frequency stability with respect to ambient temperature
	▪ Frequency stability when varying supply voltage
	▪ Extreme temperature is -30°C~50°C.

3.7.4 Test Setup

Frequency Stability

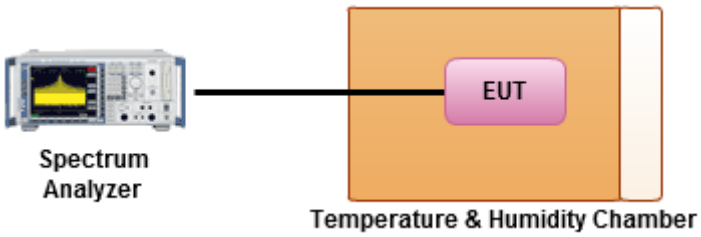

3.7.5 Test Result of Frequency Stability

Refer as Appendix G

4 Test Equipment and Calibration Data

Instrument for AC Conduction

Instrument	Manufacturer /Brand	Model No.	Serial No.	Spec.	Calibration Date	Calibration Due Date
EMI Test Receiver	R&S	ESR	102051	9kHz ~ 3.6GHz	13/May/2022	12/May/2023
Two-Line V-Network	R&S	ENV 216	100003	9kHz ~ 30MHz	16/Feb/2023	15/Feb/2024
RF Cable 5m	TITAN	TITAN	CO04-cable-01	9 kHz~200MHz	28/Feb/2023	27/Feb/2024
Impuls Begrenzer Pulse Limiter	SCHWARZBECK	VTSD 9561-F	9561-F041	9kHz ~ 30MHz	25/Oct/2022	24/Oct/2023
Software	Sporton	SENSE-EMI	V5.10.8.7	-	NCR	NCR

NCR: No Calibration Required

Instrument for Conducted Test

Instrument	Manufacturer /Brand	Model No.	Serial No.	Spec.	Calibration Date	Calibration Due Date
Signal Analyzer	R&S	FSV 40	101029	10Hz~40GHz	10/Nov/2022	09/Nov/2023
Programmable Temp. & Humi. Chamber	Giant Force	GTH-225-20-SP -SD	MAA1112-007	-20~100℃	19/May/2022	18/May/2023
SMB100A Signal Generator	R&S	SMB100A	181147	100kHz~40GHz	21/Oct/2022	20/Oct/2023
SENSE-15407_NII	Sporton	V5.11.3	N/A	N/A	N/A	N/A

Instrument for Contention-Based Protocol Test

Instrument	Manufacturer /Brand	Model No.	Serial No.	Spec.	Calibration Date	Calibration Due Date
Spectrum Analyzer	R&S	FSP30	100793	9 kHz ~ 30GHz	13/Jun/2022	12/Jun/2023
Signal Generator	Keysight	N5171B	MY53051240	9kHz~6GHz	24/Nov/2022	23/Nov/2023
Vector Signal Generator	Keysight	N5182B	MY53051912	9kHz~6GHz	18/Mar/2023	17/Mar/2024
DFS-Adaptivity	Sporton	Ver 2.7	N/A	N/A	N/A	N/A
Adaptivity Analysis-5G	Sporton	Ver 2.8	N/A	N/A	N/A	N/A

Instrument for Radiated Test

Instrument	Manufacturer /Brand	Model No.	Serial No.	Spec.	Calibration Date	Calibration Due Date
3m Semi Anechoic Chamber	SIDT FRANKONIA	SAC-3M	03CH03-HY	30MHz~1GHz 3m	01/Aug/2022	31/Jul/2023
3m Semi Anechoic Chamber	SIDT FRANKONIA	SAC-3M	03CH03-HY	1GHz~18GHz 3m	26/Dec/2022	25/Dec/2023
Signal Analyzer	R&S	FSV40	101500	10Hz~40GHz	26/Oct/2022	25/Oct/2023
Amplifier	HP	8447D	2944A08033	10kHz~1.3GHz	08/Apr/2022	07/Apr/2023
Double Ridged Guide Horn Antenna	SCHWARZBECK	BBHA 9120 D	02267	1GHz ~18GHz	27/Sep/2022	26/Sep/2023
Bilog Antenna & 6dB Attenuator	SCHAFFNER / EMCI	CBL6112B / N-6-05	22237 / AT-N-0603	30MHz~1GHz	16/Oct/2022	15/Oct/2023
RF Cable-R03m	Jye Bao	RG142	CB021	9kHz~30MHz	13/Jun/2022	12/Jun/2023
RF Cable-R03m	Jye Bao	RG142	MY37335/4+CB021-1+CB021-2	30MHz~1GHz	22/Mar/2022	21/Mar/2023
RF CABLE 5+6m	HUBER+SUHNER	SUOFLEX 104	03CH03-cable-01	1GHz~40GHz	27/Jul/2022	26/Jul/2023
Broadband Horn Antenna	SCHWARZBECK	BBHA 9170	BBHA 9170221	15GHz~40GHz	18/Mar/2022	17/Mar/2023
Broadband Horn Antenna	SCHWARZBECK	BBHA 9170	BBHA 9170154	15GHz~40GHz	14/May/2022	13/May/2023
Microwave Premplifier	Agilent	8449B	3008A02326	1GHz~26.5GHz	14/Jul/2022	13/Jul/2023
Loop Antenna	TESEQ	HLA 6120	31244	9kHz~30MHz	18/Mar/2022	17/Mar/2023
EMI Test Receiver	R&S	ESR3	102052	9kHz~3.6GHz	30/May/2022	29/May/2023
SENSE-15247_DTS	Sporton	v5.11	NA	NA	NA	NA

Instrument for Radiated Test (Co-location)

Instrument	Manufacturer /Brand	Model No.	Serial No.	Spec.	Calibration Date	Calibration Due Date
3m Semi Anechoic Chamber	SIDT FRANKONIA	SAC-3M	03CH03-HY	1GHz~18GHz 3m	26/Dec/2022	25/Dec/2023
Signal Analyzer	R&S	FSV40	101500	10Hz~40GHz	26/Oct/2022	25/Oct/2023
Double Ridged Guide Horn Antenna	SCHWARZBECK	BBHA 9120 D	02267	1GHz ~18GHz	27/Sep/2022	26/Sep/2023
RF CABLE 5+6m	HUBER+SUHNER	SUOFLEX 104	03CH03-cable-01	1GHz~40GHz	27/Jul/2022	26/Jul/2023
Broadband Horn Antenna	SCHWARZBECK	BBHA 9170	BBHA 9170221	15GHz~40GHz	18/Mar/2022	17/Mar/2023
Microwave Premplifier	Agilent	8449B	3008A02326	1GHz~26.5GHz	14/Jul/2022	13/Jul/2023
Amplifier	EM	EM18G40GA	60874	18GHz ~40GHz	23/Aug/2022	22/Aug/2023
SENSE-EMI	Sporton	v5.11	NA	NA	NA	NA

Summary

Mode	Result	Type	Freq (Hz)	Level (dBuV)	Limit (dBuV)	Margin (dB)	Condition
Mode 1	Pass	QP	165.082k	43.14	65.20	-22.06	Neutral

Result

Mode	Result	Type	Freq (Hz)	Level (dBuV)	Limit (dBuV)	Margin (dB)	Condition	Comments
Mode 1	Pass	QP	165.743k	42.83	65.18	-22.35	Line	-
Mode 1	Pass	AV	165.743k	27.38	55.18	-27.80	Line	-
Mode 1	Pass	QP	239.296k	32.23	62.12	-29.89	Line	-
Mode 1	Pass	AV	239.296k	19.61	52.12	-32.51	Line	-
Mode 1	Pass	QP	512.95k	29.69	56.00	-26.31	Line	-
Mode 1	Pass	AV	512.95k	21.91	46.00	-24.09	Line	-
Mode 1	Pass	QP	1.052M	15.74	56.00	-40.26	Line	-
Mode 1	Pass	AV	1.052M	13.79	46.00	-32.21	Line	-
Mode 1	Pass	QP	4.04M	32.17	56.00	-23.83	Line	-
Mode 1	Pass	AV	4.04M	20.95	46.00	-25.05	Line	-
Mode 1	Pass	QP	7.838M	25.19	60.00	-34.81	Line	-
Mode 1	Pass	AV	7.838M	20.57	50.00	-29.43	Line	-
Mode 1	Pass	QP	165.082k	43.14	65.20	-22.06	Neutral	-
Mode 1	Pass	AV	165.082k	27.29	55.20	-27.91	Neutral	-
Mode 1	Pass	QP	217.434k	34.76	62.92	-28.16	Neutral	-
Mode 1	Pass	AV	217.434k	20.86	52.92	-32.06	Neutral	-
Mode 1	Pass	QP	578.211k	32.10	56.00	-23.90	Neutral	-
Mode 1	Pass	AV	578.211k	22.24	46.00	-23.76	Neutral	-
Mode 1	Pass	QP	4.073M	27.00	56.00	-29.00	Neutral	-
Mode 1	Pass	AV	4.073M	19.74	46.00	-26.26	Neutral	-
Mode 1	Pass	QP	7.996M	24.22	60.00	-35.78	Neutral	-
Mode 1	Pass	AV	7.996M	19.89	50.00	-30.11	Neutral	-
Mode 1	Pass	QP	13.543M	36.89	60.00	-23.11	Neutral	-
Mode 1	Pass	AV	13.543M	23.19	50.00	-26.81	Neutral	-

Conducted Emissions at Powerline_Mode 1

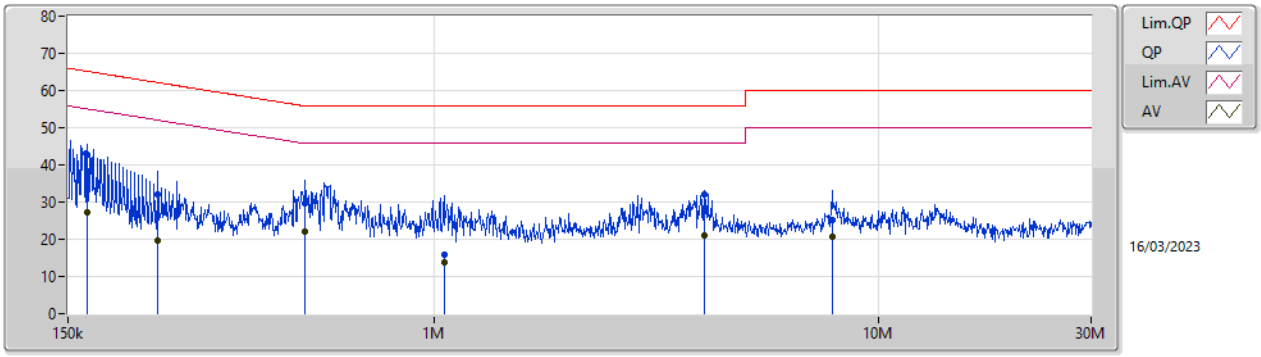

Type	Freq	Level	Limit	Margin	Factor	Condition	Comment	Raw	LISN	CL	AT
	(Hz)	(dBuV)	(dBuV)	(dB)	(dB)			(dBuV)	(dB)	(dB)	(dB)
QP	165.743k	42.83	65.18	-22.35	19.61	Line	-	23.22	9.65	0.03	9.93
AV	165.743k	27.38	55.18	-27.80	19.61	Line	-	7.77	9.65	0.03	9.93
QP	239.296k	32.23	62.12	-29.89	19.62	Line	-	12.61	9.65	0.03	9.94
AV	239.296k	19.61	52.12	-32.51	19.62	Line	-	-0.01	9.65	0.03	9.94
QP	512.95k	29.69	56.00	-26.31	19.63	Line	-	10.06	9.64	0.04	9.95
AV	512.95k	21.91	46.00	-24.09	19.63	Line	-	2.28	9.64	0.04	9.95
QP	1.052M	15.74	56.00	-40.26	19.64	Line	-	-3.90	9.65	0.05	9.94
AV	1.052M	13.79	46.00	-32.21	19.64	Line	-	-5.85	9.65	0.05	9.94
QP	4.04M	32.17	56.00	-23.83	19.76	Line	-	12.41	9.70	0.13	9.93
AV	4.04M	20.95	46.00	-25.05	19.76	Line	-	1.19	9.70	0.13	9.93
QP	7.838M	25.19	60.00	-34.81	19.89	Line	-	5.30	9.77	0.17	9.95
AV	7.838M	20.57	50.00	-29.43	19.89	Line	-	0.68	9.77	0.17	9.95

Conducted Emissions at Powerline_Mode 1

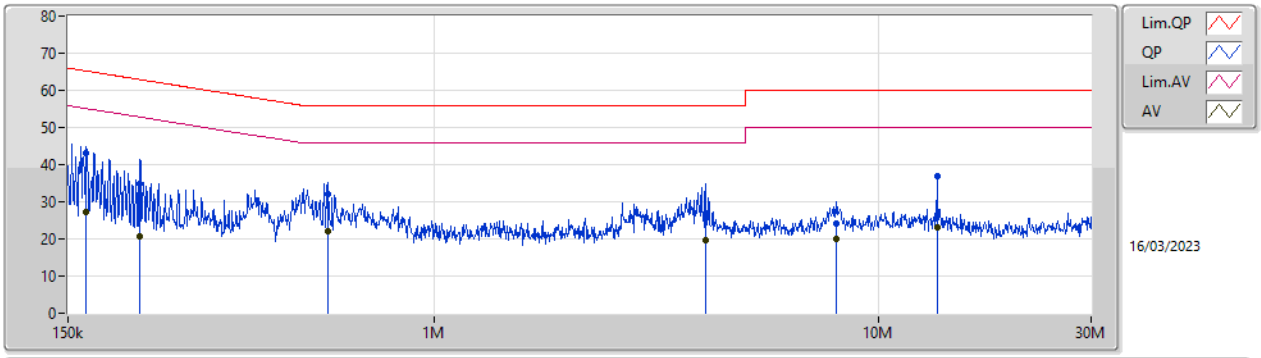

Type	Freq	Level	Limit	Margin	Factor	Condition	Comment	Raw	LISN	CL	AT
	(Hz)	(dBuV)	(dBuV)	(dB)	(dB)			(dBuV)	(dB)	(dB)	(dB)
QP	165.082k	43.14	65.20	-22.06	19.59	Neutral	-	23.55	9.63	0.03	9.93
AV	165.082k	27.29	55.20	-27.91	19.59	Neutral	-	7.70	9.63	0.03	9.93
QP	217.434k	34.76	62.92	-28.16	19.58	Neutral	-	15.18	9.62	0.03	9.93
AV	217.434k	20.86	52.92	-32.06	19.58	Neutral	-	1.28	9.62	0.03	9.93
QP	578.211k	32.10	56.00	-23.90	19.63	Neutral	-	12.47	9.64	0.04	9.95
AV	578.211k	22.24	46.00	-23.76	19.63	Neutral	-	2.61	9.64	0.04	9.95
QP	4.073M	27.00	56.00	-29.00	19.74	Neutral	-	7.26	9.68	0.13	9.93
AV	4.073M	19.74	46.00	-26.26	19.74	Neutral	-	0.00	9.68	0.13	9.93
QP	7.996M	24.22	60.00	-35.78	19.90	Neutral	-	4.32	9.78	0.17	9.95
AV	7.996M	19.89	50.00	-30.11	19.90	Neutral	-	-0.01	9.78	0.17	9.95
QP	13.543M	36.89	60.00	-23.11	20.06	Neutral	-	16.83	9.87	0.22	9.97
AV	13.543M	23.19	50.00	-26.81	20.06	Neutral	-	3.13	9.87	0.22	9.97

Summary

Mode	Max-N dB (Hz)	Max-OBW (Hz)	ITU-Code	Min-N dB (Hz)	Min-OBW (Hz)
5.925-6.425GHz	-	-	-	-	-
802.11a_Nss1,(6Mbps)_2TX	21.23M	16.778M	16M8D1D	20.9M	16.646M
802.11ax HEW20_Nss1,(MCS0)_2TX	21.45M	19.065M	19M1D1D	21.23M	18.991M
802.11ax HEW40_Nss1,(MCS0)_2TX	39.93M	37.531M	37M5D1D	39.27M	37.431M
802.11ax HEW80_Nss1,(MCS0)_2TX	82.5M	77.061M	77M1D1D	81.4M	76.862M
802.11ax HEW160_Nss1,(MCS0)_2TX	242M	156.122M	156MD1D	227.48M	155.122M
6.425-6.525GHz	-	-	-	-	-
802.11a_Nss1,(6Mbps)_2TX	21.175M	16.74M	16M7D1D	21.065M	16.654M
802.11ax HEW20_Nss1,(MCS0)_2TX	21.395M	19.015M	19M0D1D	21.23M	18.991M
802.11ax HEW40_Nss1,(MCS0)_2TX	39.6M	37.531M	37M5D1D	39.38M	37.431M
802.11ax HEW80_Nss1,(MCS0)_2TX	81.84M	76.962M	77M0D1D	81.4M	76.862M
802.11ax HEW160_Nss1,(MCS0)_2TX	261.8M	156.322M	156MD1D	227.92M	156.122M
6.525-6.875GHz	-	-	-	-	-
802.11a_Nss1,(6Mbps)_2TX	21.285M	16.733M	16M7D1D	20.955M	16.648M
802.11ax HEW20_Nss1,(MCS0)_2TX	21.45M	19.015M	19M0D1D	21.34M	18.991M
802.11ax HEW40_Nss1,(MCS0)_2TX	39.49M	37.531M	37M5D1D	39.27M	37.481M
802.11ax HEW80_Nss1,(MCS0)_2TX	82.06M	76.962M	77M0D1D	81.4M	76.862M
802.11ax HEW160_Nss1,(MCS0)_2TX	250.8M	156.122M	156MD1D	227.48M	155.722M
6.875-7.125GHz	-	-	-	-	-
802.11a_Nss1,(6Mbps)_2TX	21.175M	16.745M	16M7D1D	21.01M	16.644M
802.11ax HEW20_Nss1,(MCS0)_2TX	21.505M	19.04M	19M0D1D	21.175M	18.991M
802.11ax HEW40_Nss1,(MCS0)_2TX	39.6M	37.531M	37M5D1D	39.38M	37.481M
802.11ax HEW80_Nss1,(MCS0)_2TX	111.98M	77.261M	77M3D1D	81.4M	76.962M
802.11ax HEW160_Nss1,(MCS0)_2TX	261.8M	155.722M	156MD1D	260.92M	155.522M

Max-N dB = Maximum 6dB down bandwidth for 5.725-5.85GHz band / Maximum 26dB down bandwidth for other band;
Max-OBW = Maximum 99% occupied bandwidth;
Min-N dB = Minimum 6dB down bandwidth for 5.725-5.85GHz band / Maximum 26dB down bandwidth for other band;
Min-OBW = Minimum 99% occupied bandwidth

Result

Mode	Result	Limit (Hz)	Port 1-N dB (Hz)	Port 1-OBW (Hz)	Port 2-N dB (Hz)	Port 2-OBW (Hz)
802.11a_Nss1,(6Mbps)_2TX	-	-	-	-	-	-
5935MHz	Pass	Inf	21.12M	16.778M	20.9M	16.646M
5955MHz	Pass	Inf	21.23M	16.743M	21.065M	16.66M
6195MHz	Pass	Inf	21.065M	16.74M	21.065M	16.657M
6415MHz	Pass	Inf	21.175M	16.746M	21.12M	16.657M
6435MHz	Pass	Inf	21.12M	16.735M	21.065M	16.655M
6475MHz	Pass	Inf	21.175M	16.74M	21.175M	16.654M
6515MHz	Pass	Inf	21.175M	16.74M	21.065M	16.658M
6535MHz	Pass	Inf	21.01M	16.733M	21.01M	16.648M
6695MHz	Pass	Inf	21.065M	16.732M	20.955M	16.655M
6875MHz	Pass	Inf	21.285M	16.732M	21.065M	16.652M
6895MHz	Pass	Inf	21.175M	16.745M	21.065M	16.649M
6995MHz	Pass	Inf	21.12M	16.729M	21.12M	16.657M
7095MHz	Pass	Inf	21.175M	16.734M	21.065M	16.646M
7115MHz	Pass	Inf	21.175M	16.739M	21.01M	16.644M
802.11ax HEW20_Nss1,(MCS0)_2TX	-	-	-	-	-	-
5935MHz	Pass	Inf	21.23M	18.991M	21.34M	19.065M
5955MHz	Pass	Inf	21.45M	19.015M	21.285M	18.991M
6195MHz	Pass	Inf	21.395M	19.04M	21.34M	18.991M
6415MHz	Pass	Inf	21.34M	19.015M	21.45M	19.015M
6435MHz	Pass	Inf	21.395M	19.015M	21.395M	18.991M
6475MHz	Pass	Inf	21.285M	19.015M	21.34M	18.991M
6515MHz	Pass	Inf	21.395M	19.015M	21.23M	18.991M
6535MHz	Pass	Inf	21.395M	19.015M	21.34M	19.015M
6695MHz	Pass	Inf	21.45M	19.015M	21.395M	19.015M
6875MHz	Pass	Inf	21.395M	19.015M	21.395M	18.991M
6895MHz	Pass	Inf	21.45M	19.015M	21.285M	18.991M
6995MHz	Pass	Inf	21.285M	18.991M	21.23M	18.991M
7095MHz	Pass	Inf	21.175M	19.04M	21.23M	18.991M
7115MHz	Pass	Inf	21.505M	19.015M	21.395M	19.04M
802.11ax HEW40_Nss1,(MCS0)_2TX	-	-	-	-	-	-
5965MHz	Pass	Inf	39.93M	37.481M	39.27M	37.431M
6165MHz	Pass	Inf	39.71M	37.481M	39.49M	37.531M
6405MHz	Pass	Inf	39.49M	37.531M	39.27M	37.431M
6445MHz	Pass	Inf	39.6M	37.481M	39.38M	37.481M
6485MHz	Pass	Inf	39.6M	37.481M	39.38M	37.431M
6525MHz	Pass	Inf	39.6M	37.531M	39.49M	37.431M
6565MHz	Pass	Inf	39.38M	37.531M	39.27M	37.481M
6685MHz	Pass	Inf	39.49M	37.531M	39.49M	37.531M
6885MHz	Pass	Inf	39.49M	37.531M	39.49M	37.481M
6925MHz	Pass	Inf	39.6M	37.531M	39.49M	37.531M
7005MHz	Pass	Inf	39.49M	37.531M	39.49M	37.531M
7085MHz	Pass	Inf	39.38M	37.531M	39.49M	37.481M
802.11ax HEW80_Nss1,(MCS0)_2TX	-	-	-	-	-	-
5985MHz	Pass	Inf	81.84M	76.862M	81.4M	76.862M
6145MHz	Pass	Inf	82.5M	77.061M	81.4M	76.962M
6385MHz	Pass	Inf	81.84M	76.962M	81.62M	76.962M
6465MHz	Pass	Inf	81.62M	76.962M	81.62M	76.962M
6545MHz	Pass	Inf	81.84M	76.962M	81.4M	76.862M
6625MHz	Pass	Inf	81.84M	76.862M	81.62M	76.862M
6705MHz	Pass	Inf	81.84M	76.962M	81.84M	76.962M
6785MHz	Pass	Inf	81.62M	76.962M	81.62M	76.962M
6865MHz	Pass	Inf	82.06M	76.962M	81.4M	76.862M
6945MHz	Pass	Inf	81.84M	77.061M	81.4M	76.962M
7025MHz	Pass	Inf	95.04M	77.261M	111.98M	77.261M

Mode	Result	Limit (Hz)	Port 1-N dB (Hz)	Port 1-OBW (Hz)	Port 2-N dB (Hz)	Port 2-OBW (Hz)
802.11ax HEW160_Nss1,(MCS0)_2TX	-	-	-	-	-	-
6025MHz	Pass	Inf	238.04M	155.522M	236.72M	155.122M
6185MHz	Pass	Inf	242M	156.122M	241.56M	155.922M
6345MHz	Pass	Inf	227.48M	155.922M	238.48M	155.922M
6505MHz	Pass	Inf	227.92M	156.122M	261.8M	156.322M
6665MHz	Pass	Inf	227.92M	155.722M	227.48M	156.122M
6825MHz	Pass	Inf	240.68M	155.922M	250.8M	155.722M
6985MHz	Pass	Inf	260.92M	155.722M	261.8M	155.522M

Port X-N dB = Port X 6dB down bandwidth for 5.725-5.85GHz band / 26dB down bandwidth for other band
Port X-OBW = Port X 99% occupied bandwidth

5.925-6.425GHz_802.11a_Nss1,(6Mbps)_2TX **EBW**

5935MHz

27/04/2023

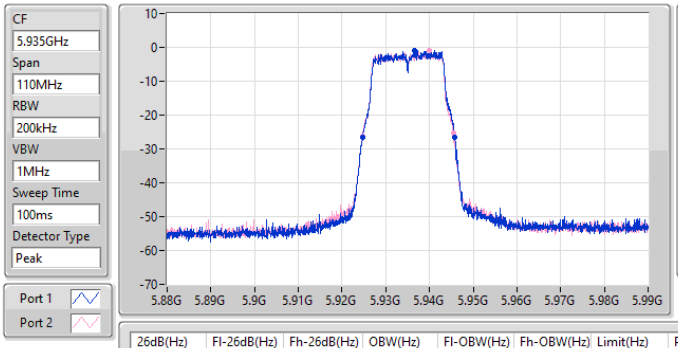

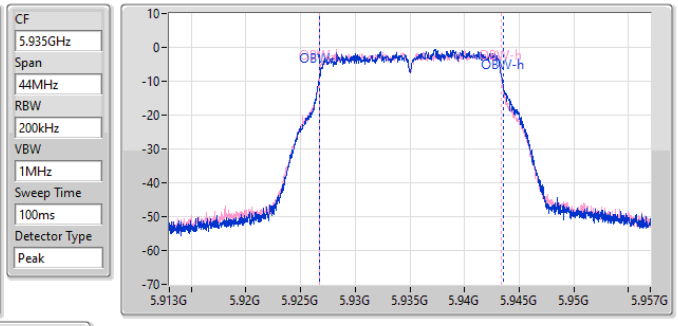

26dB(Hz)	Fl-26dB(Hz)	Fh-26dB(Hz)	OBW(Hz)	Fl-OBW(Hz)	Fh-OBW(Hz)	Limit(Hz)	Port
21.12M	5.92466G	5.94578G	16.778M	5.92676G	5.943538G	Inf	1
20.9M	5.924605G	5.945505G	16.646M	5.92673G	5.943376G	Inf	2

5.925-6.425GHz_802.11a_Nss1,(6Mbps)_2TX **EBW**

5955MHz

27/04/2023

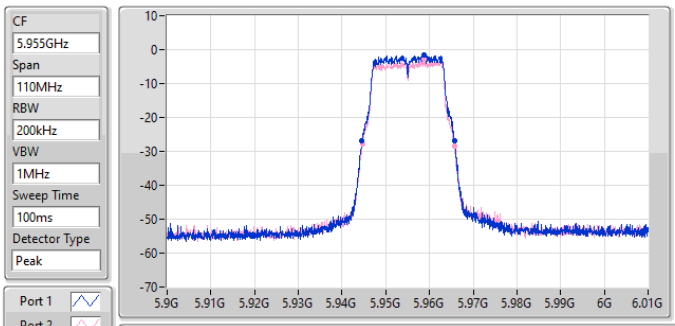

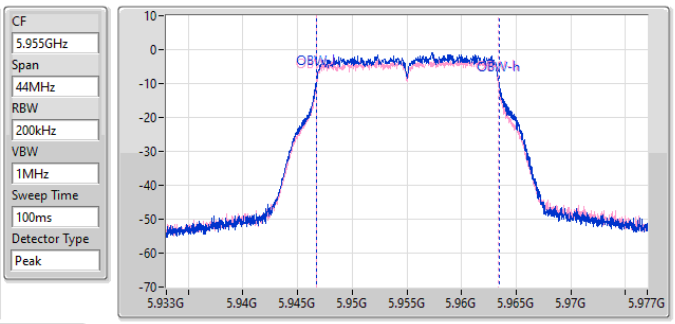

26dB(Hz)	Fl-26dB(Hz)	Fh-26dB(Hz)	OBW(Hz)	Fl-OBW(Hz)	Fh-OBW(Hz)	Limit(Hz)	Port
21.23M	5.94455G	5.96578G	16.743M	5.94674G	5.963483G	Inf	1
21.065M	5.944605G	5.96567G	16.66M	5.946737G	5.963398G	Inf	2

5.925-6.425GHz_802.11a_Nss1,(6Mbps)_2TX **EBW**

6195MHz

27/04/2023

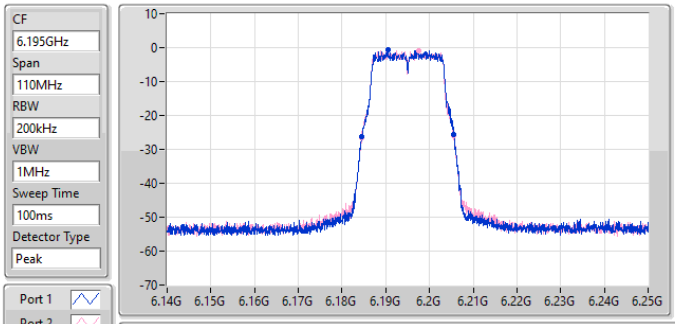

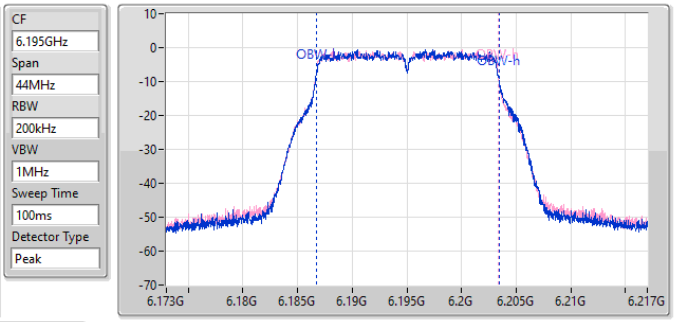

26dB(Hz)	Fl-26dB(Hz)	Fh-26dB(Hz)	OBW(Hz)	Fl-OBW(Hz)	Fh-OBW(Hz)	Limit(Hz)	Port
21.065M	6.18455G	6.205615G	16.74M	6.186702G	6.203442G	Inf	1
21.065M	6.184495G	6.20556G	16.657M	6.186687G	6.203344G	Inf	2

5.925-6.425GHz_802.11a_Nss1,(6Mbps)_2TX **EBW**

6415MHz

27/04/2023

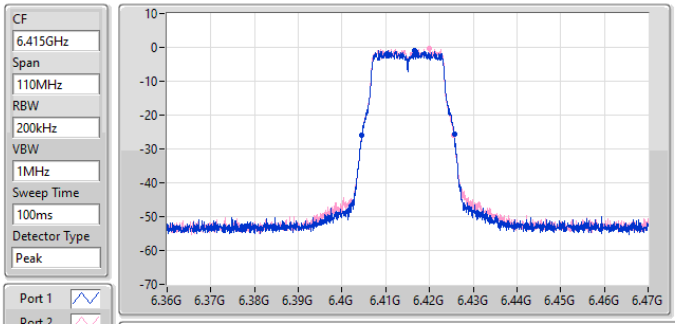

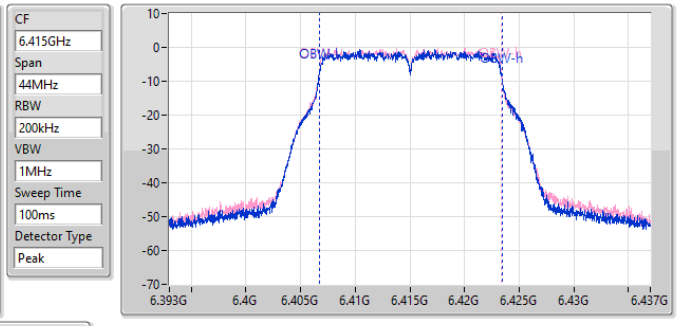

26dB(Hz)	Fl-26dB(Hz)	Fh-26dB(Hz)	OBW(Hz)	Fl-OBW(Hz)	Fh-OBW(Hz)	Limit(Hz)	Port
21.175M	6.404495G	6.42567G	16.746M	6.406693G	6.423439G	Inf	1
21.12M	6.404495G	6.425615G	16.657M	6.406699G	6.423356G	Inf	2

6.425-6.525GHz_802.11a_Nss1,(6Mbps)_2TX **EBW**

6435MHz

27/04/2023

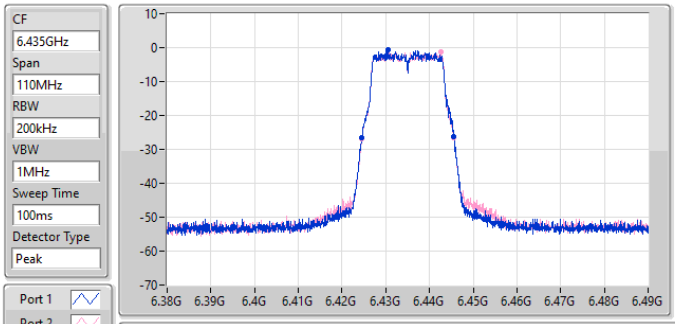

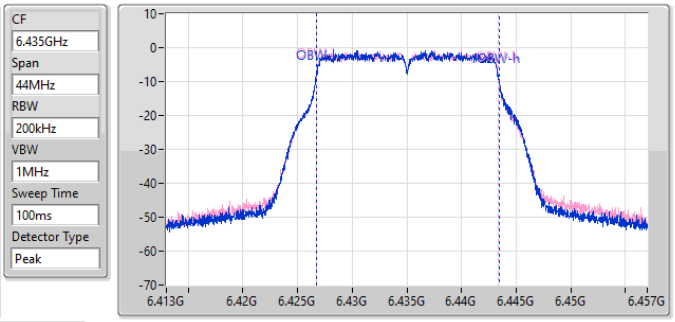

26dB(Hz)	Fl-26dB(Hz)	Fh-26dB(Hz)	OBW(Hz)	Fl-OBW(Hz)	Fh-OBW(Hz)	Limit(Hz)	Port
21.12M	6.424495G	6.445615G	16.735M	6.426692G	6.443427G	Inf	1
21.065M	6.42455G	6.445615G	16.655M	6.426703G	6.443359G	Inf	2

6.425-6.525GHz_802.11a_Nss1,(6Mbps)_2TX **EBW**

6475MHz

27/04/2023

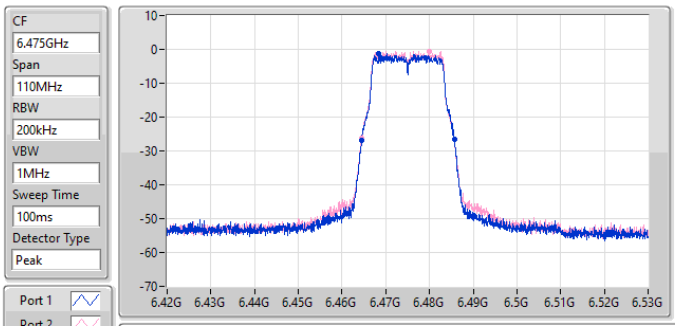

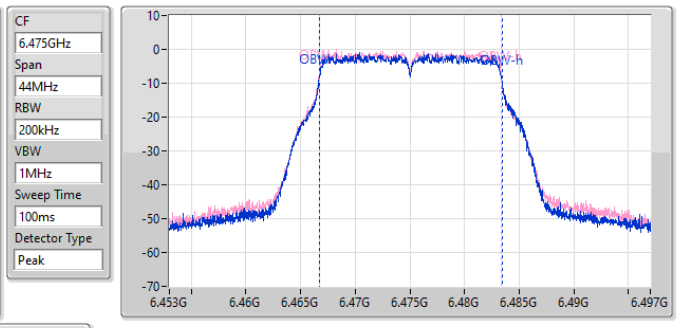

26dB(Hz)	Fl-26dB(Hz)	Fh-26dB(Hz)	OBW(Hz)	Fl-OBW(Hz)	Fh-OBW(Hz)	Limit(Hz)	Port
21.175M	6.464495G	6.48567G	16.74M	6.466691G	6.483431G	Inf	1
21.175M	6.464495G	6.48567G	16.654M	6.466696G	6.48335G	Inf	2

6.425-6.525GHz_802.11a_Nss1,(6Mbps)_2TX **EBW**

6515MHz

27/04/2023

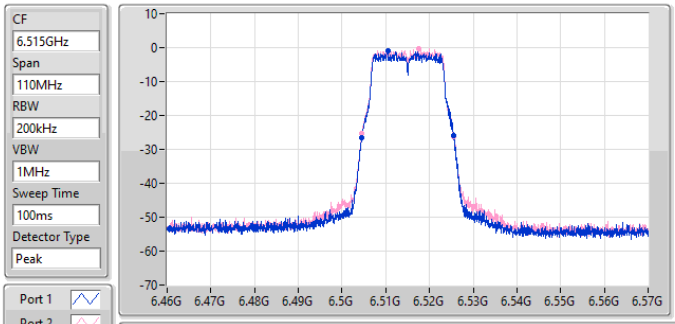

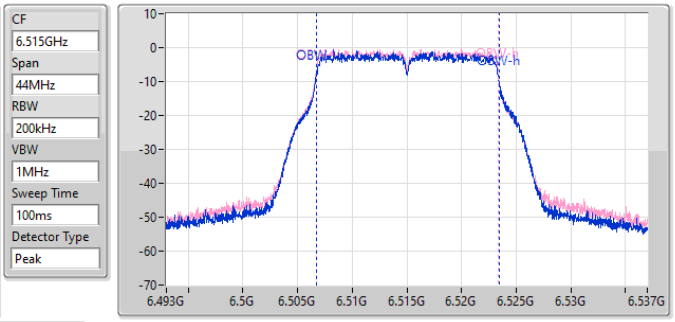

26dB(Hz)	Fl-26dB(Hz)	Fh-26dB(Hz)	OBW(Hz)	Fl-OBW(Hz)	Fh-OBW(Hz)	Limit(Hz)	Port
21.175M	6.50444G	6.525615G	16.74M	6.506684G	6.523423G	Inf	1
21.065M	6.50455G	6.525615G	16.658M	6.506692G	6.523349G	Inf	2

6.525-6.875GHz_802.11a_Nss1,(6Mbps)_2TX **EBW**

6535MHz

27/04/2023

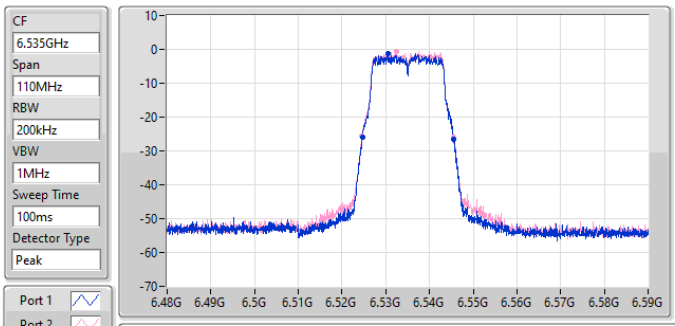

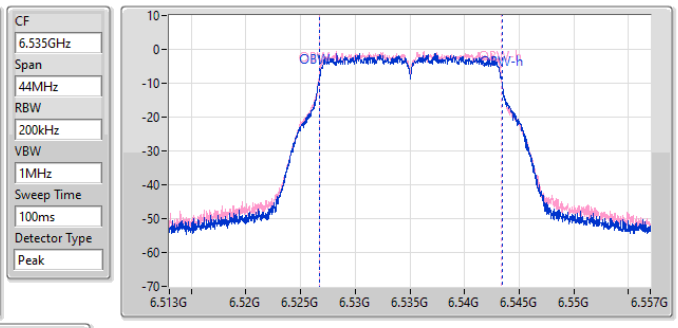

26dB(Hz)	Fl-26dB(Hz)	Fh-26dB(Hz)	OBW(Hz)	Fl-OBW(Hz)	Fh-OBW(Hz)	Limit(Hz)	Port
21.01M	6.524605G	6.545615G	16.733M	6.526689G	6.543423G	Inf	1
21.01M	6.52455G	6.54556G	16.648M	6.526704G	6.543352G	Inf	2

6.525-6.875GHz_802.11a_Nss1,(6Mbps)_2TX **EBW**

6695MHz

27/04/2023

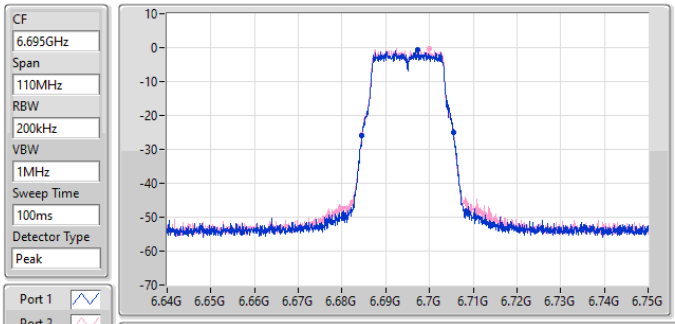

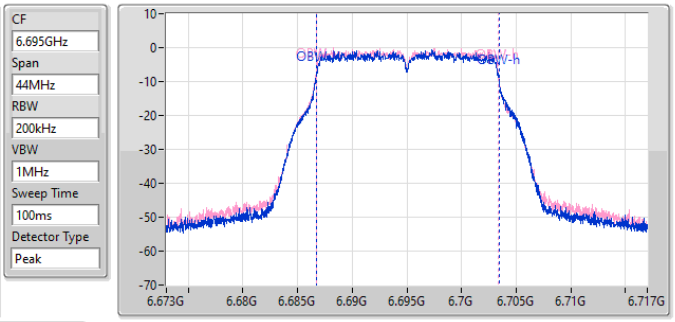

26dB(Hz)	Fl-26dB(Hz)	Fh-26dB(Hz)	OBW(Hz)	Fl-OBW(Hz)	Fh-OBW(Hz)	Limit(Hz)	Port
21.065M	6.684495G	6.70556G	16.732M	6.68669G	6.703422G	Inf	1
20.955M	6.68455G	6.705505G	16.655M	6.686694G	6.703348G	Inf	2

6.525-6.875GHz_802.11a_Nss1,(6Mbps)_2TX **EBW**

6875MHz

27/04/2023

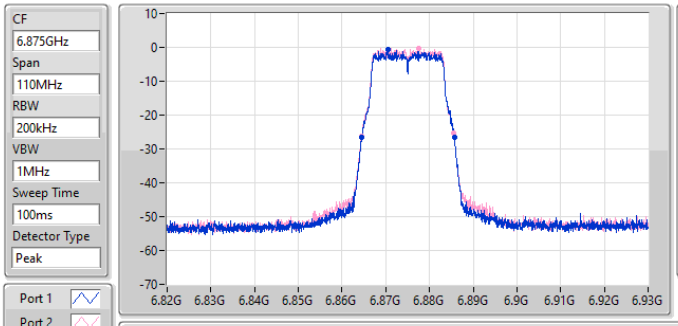

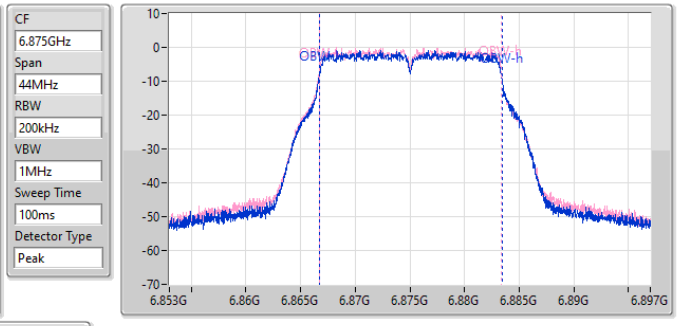

26dB(Hz)	Fl-26dB(Hz)	Fh-26dB(Hz)	OBW(Hz)	Fl-OBW(Hz)	Fh-OBW(Hz)	Limit(Hz)	Port
21.285M	6.86444G	6.885725G	16.732M	6.866698G	6.883431G	Inf	1
21.065M	6.864495G	6.88556G	16.652M	6.866692G	6.883345G	Inf	2

6.875-7.125GHz_802.11a_Nss1,(6Mbps)_2TX **EBW**

6895MHz

27/04/2023

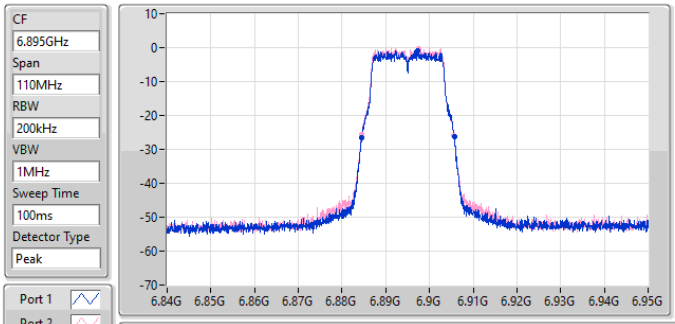

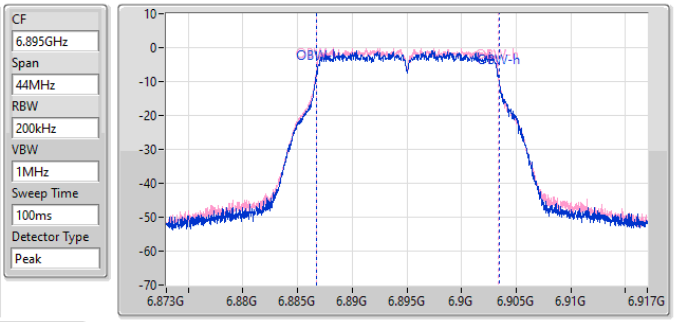

26dB(Hz)	Fl-26dB(Hz)	Fh-26dB(Hz)	OBW(Hz)	Fl-OBW(Hz)	Fh-OBW(Hz)	Limit(Hz)	Port
21.175M	6.884495G	6.90567G	16.745M	6.886688G	6.903433G	Inf	1
21.065M	6.88455G	6.905615G	16.649M	6.886698G	6.903346G	Inf	2

6.875-7.125GHz_802.11a_Nss1,(6Mbps)_2TX **EBW**

6995MHz

27/04/2023

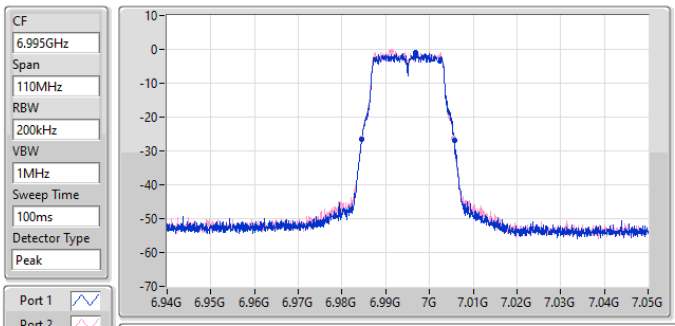

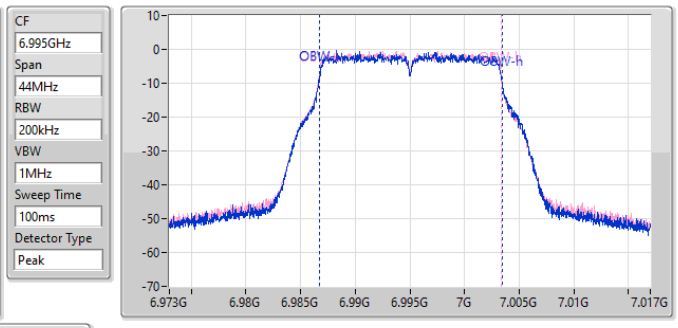

26dB(Hz)	Fl-26dB(Hz)	Fh-26dB(Hz)	OBW(Hz)	Fl-OBW(Hz)	Fh-OBW(Hz)	Limit(Hz)	Port
21.12M	6.98455G	7.00567G	16.729M	6.986696G	7.003426G	Inf	1
21.12M	6.984495G	7.005615G	16.657M	6.98669G	7.003348G	Inf	2

6.875-7.125GHz_802.11a_Nss1,(6Mbps)_2TX **EBW**

7095MHz

27/04/2023

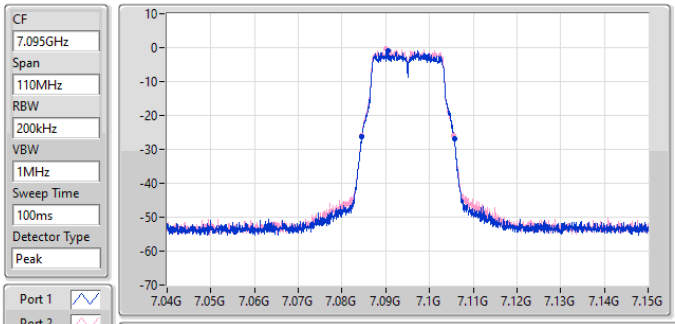

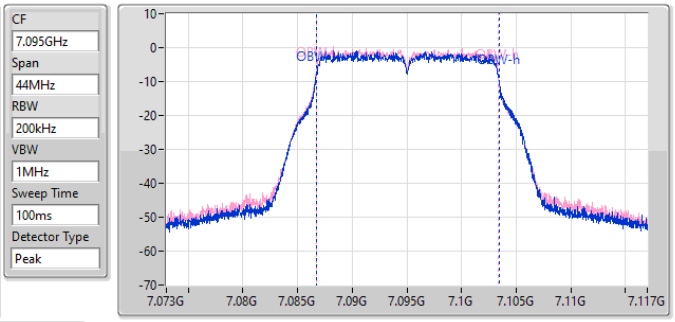

26dB(Hz)	Fl-26dB(Hz)	Fh-26dB(Hz)	OBW(Hz)	Fl-OBW(Hz)	Fh-OBW(Hz)	Limit(Hz)	Port
21.175M	7.084495G	7.10567G	16.734M	7.086686G	7.10342G	Inf	1
21.065M	7.084495G	7.10556G	16.646M	7.086686G	7.103332G	Inf	2

6.875-7.125GHz_802.11a_Nss1,(6Mbps)_2TX **EBW**

7115MHz

04/05/2023

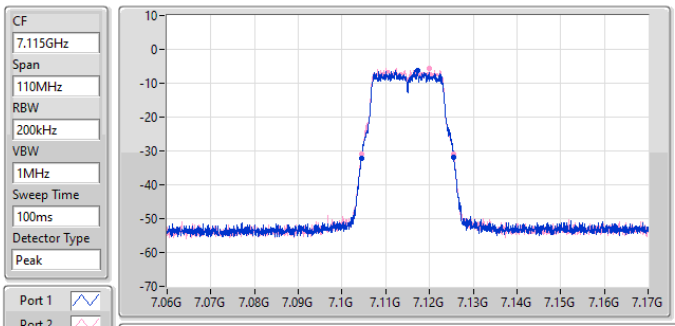

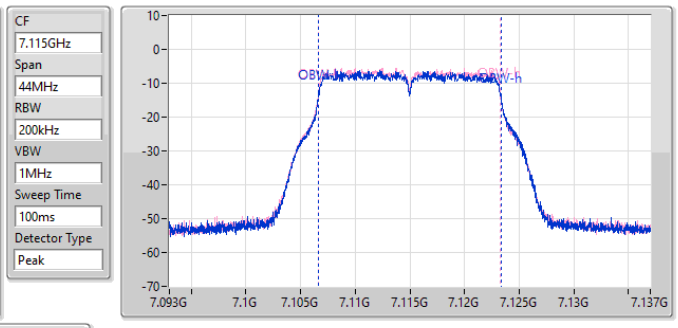

26dB(Hz)	Fl-26dB(Hz)	Fh-26dB(Hz)	OBW(Hz)	Fl-OBW(Hz)	Fh-OBW(Hz)	Limit(Hz)	Port
21.175M	7.104385G	7.12556G	16.739M	7.106636G	7.123374G	Inf	1
21.01M	7.104495G	7.125505G	16.644M	7.106641G	7.123285G	Inf	2

5.925-6.425GHz_802.11ax HEW20_Nss1,(MCS0)_2TX **EBW**

5935MHz

14/04/2023

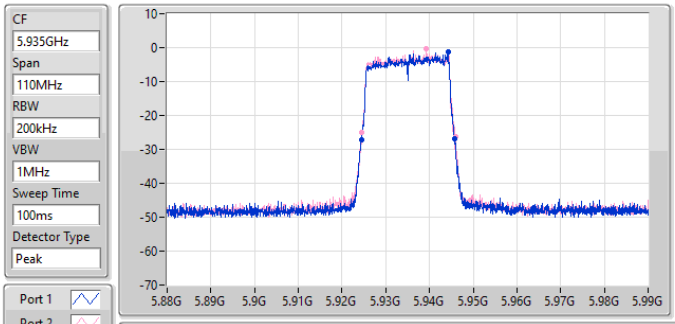

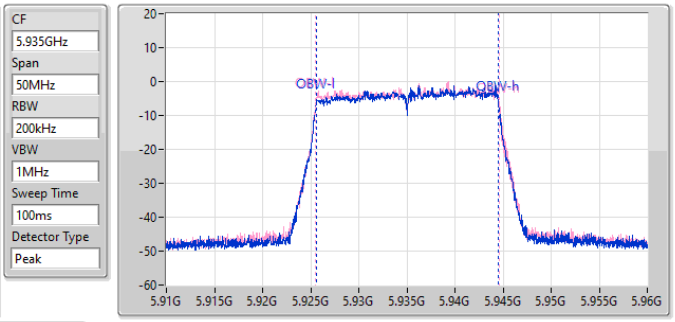

26dB(Hz)	Fl-26dB(Hz)	Fh-26dB(Hz)	OBW(Hz)	Fl-OBW(Hz)	Fh-OBW(Hz)	Limit(Hz)	Port
21.23M	5.92444G	5.94567G	18.991M	5.925555G	5.944545G	Inf	1
21.34M	5.92455G	5.94589G	19.065M	5.92553G	5.944595G	Inf	2

5.925-6.425GHz_802.11ax HEW20_Nss1,(MCS0)_2TX **EBW**

5955MHz

02/03/2023

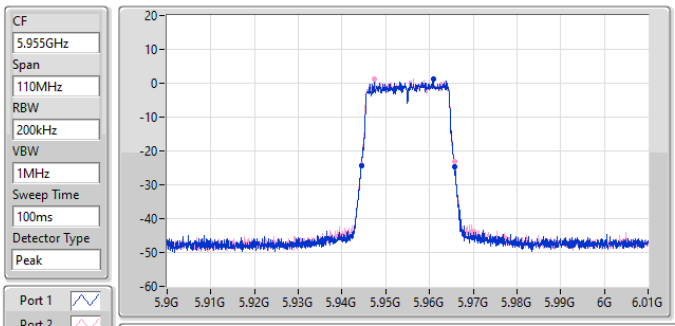

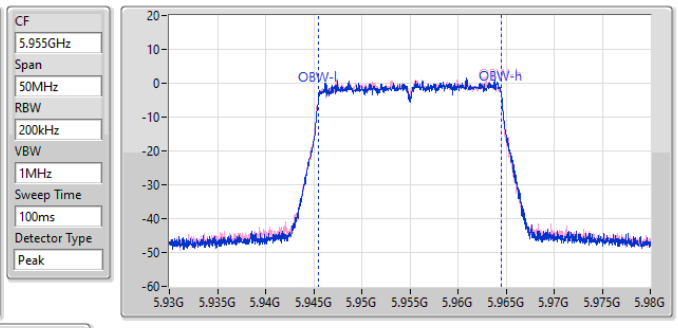

26dB(Hz)	Fl-26dB(Hz)	Fh-26dB(Hz)	OBW(Hz)	Fl-OBW(Hz)	Fh-OBW(Hz)	Limit(Hz)	Port
21.45M	5.944385G	5.965835G	19.015M	5.945505G	5.96452G	Inf	1
21.285M	5.944385G	5.96567G	18.991M	5.945505G	5.964495G	Inf	2

5.925-6.425GHz_802.11ax HEW20_Nss1,(MCS0)_2TX **EBW**

6195MHz

02/03/2023

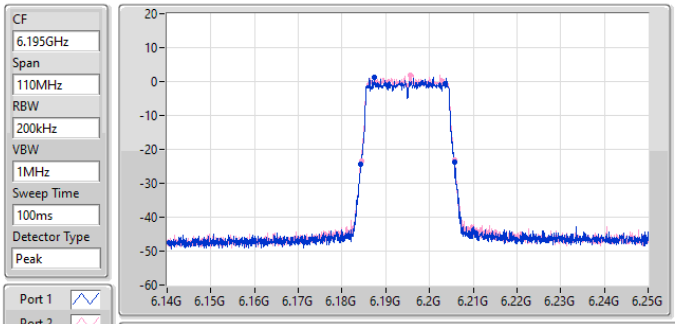

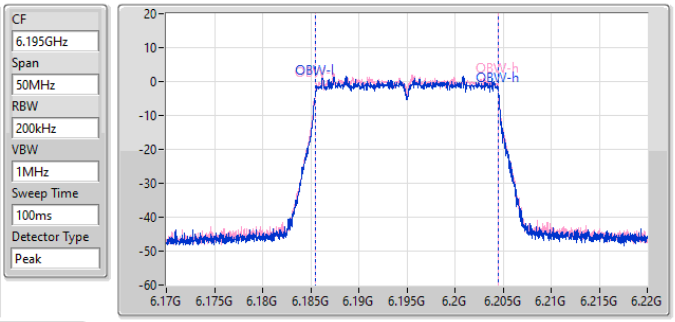

26dB(Hz)	Fl-26dB(Hz)	Fh-26dB(Hz)	OBW(Hz)	Fl-OBW(Hz)	Fh-OBW(Hz)	Limit(Hz)	Port
21.395M	6.184275G	6.20567G	19.04M	6.18548G	6.20452G	Inf	1
21.34M	6.184385G	6.205725G	18.991M	6.18548G	6.20447G	Inf	2

5.925-6.425GHz_802.11ax HEW20_Nss1,(MCS0)_2TX **EBW**

6415MHz

02/03/2023

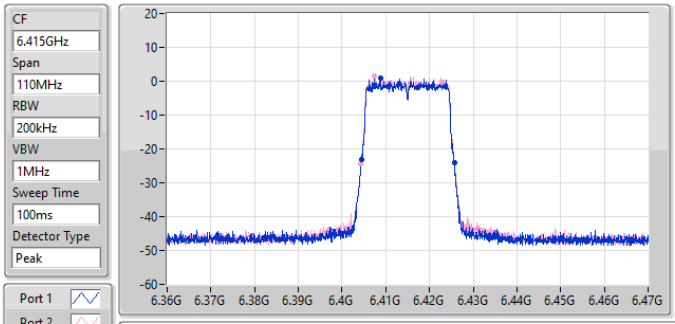

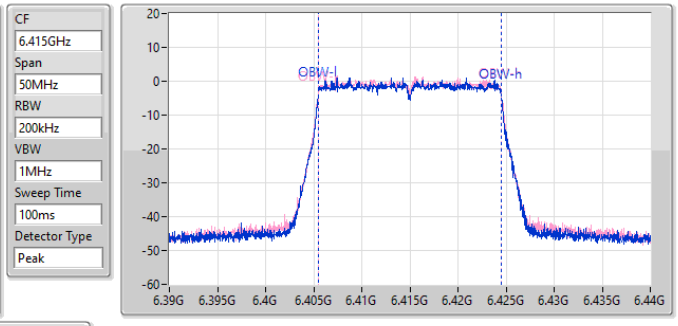

26dB(Hz)	Fl-26dB(Hz)	Fh-26dB(Hz)	OBW(Hz)	Fl-OBW(Hz)	Fh-OBW(Hz)	Limit(Hz)	Port
21.34M	6.404385G	6.425725G	19.015M	6.40548G	6.424495G	Inf	1
21.45M	6.404275G	6.425725G	19.015M	6.40548G	6.424495G	Inf	2

6.425-6.525GHz_802.11ax HEW20_Nss1,(MCS0)_2TX **EBW**

6435MHz

02/03/2023

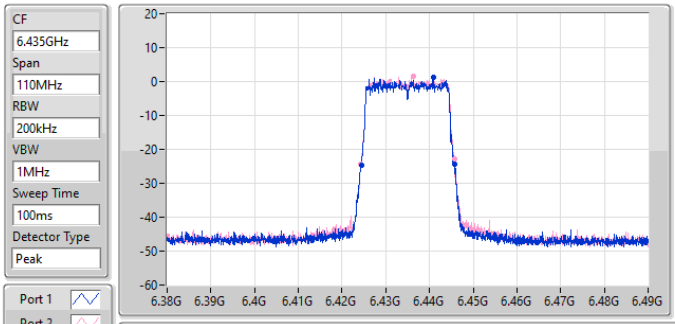

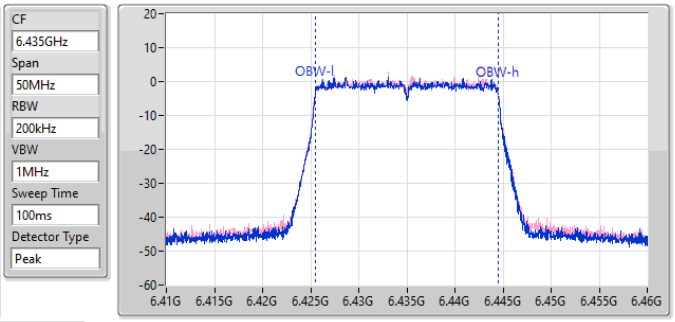

26dB(Hz)	Fl-26dB(Hz)	Fh-26dB(Hz)	OBW(Hz)	Fl-OBW(Hz)	Fh-OBW(Hz)	Limit(Hz)	Port
21.395M	6.424385G	6.44578G	19.015M	6.42548G	6.444495G	Inf	1
21.395M	6.424275G	6.44567G	18.991M	6.425505G	6.444495G	Inf	2

6.425-6.525GHz_802.11ax HEW20_Nss1,(MCS0)_2TX **EBW**

6475MHz

02/03/2023

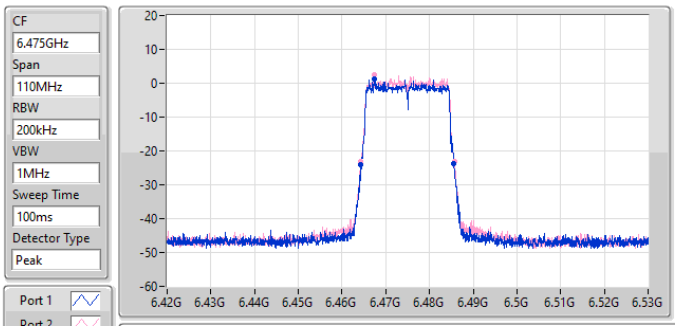

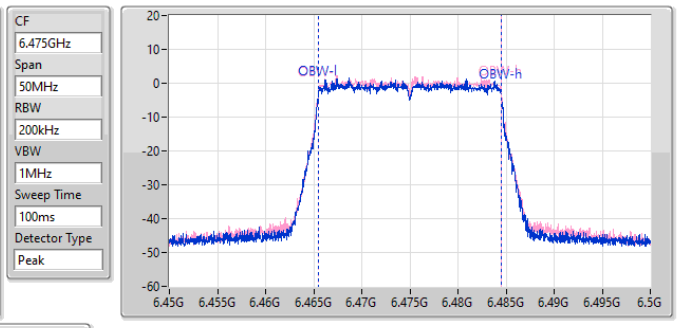

26dB(Hz)	Fl-26dB(Hz)	Fh-26dB(Hz)	OBW(Hz)	Fl-OBW(Hz)	Fh-OBW(Hz)	Limit(Hz)	Port
21.285M	6.464275G	6.48556G	19.015M	6.46548G	6.484495G	Inf	1
21.34M	6.46433G	6.48567G	18.991M	6.465505G	6.484495G	Inf	2

6.425-6.525GHz_802.11ax HEW20_Nss1,(MCS0)_2TX **EBW**

6515MHz

02/03/2023

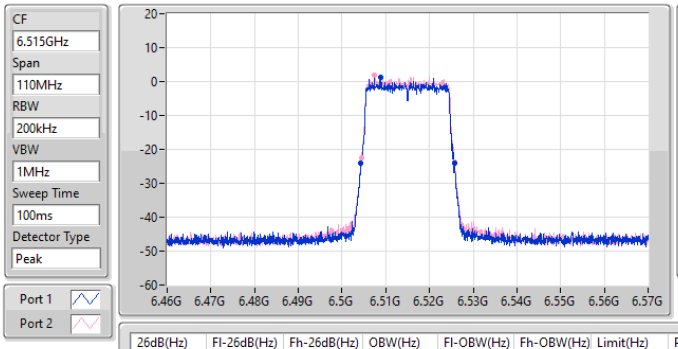

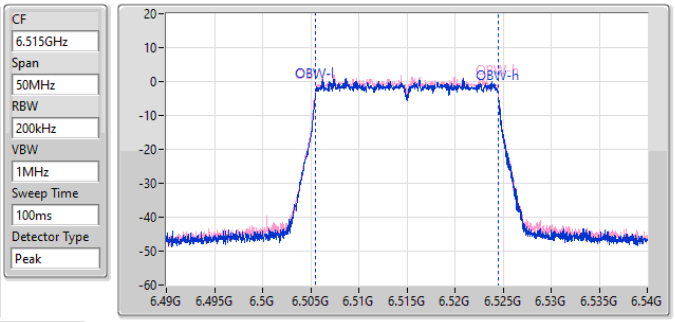

26dB(Hz)	Fl-26dB(Hz)	Fh-26dB(Hz)	OBW(Hz)	Fl-OBW(Hz)	Fh-OBW(Hz)	Limit(Hz)	Port
21.395M	6.50433G	6.525725G	19.015M	6.50548G	6.524495G	Inf	1
21.23M	6.50444G	6.52567G	18.991M	6.50548G	6.52447G	Inf	2

6.525-6.875GHz_802.11ax HEW20_Nss1,(MCS0)_2TX **EBW**

6535MHz

02/03/2023

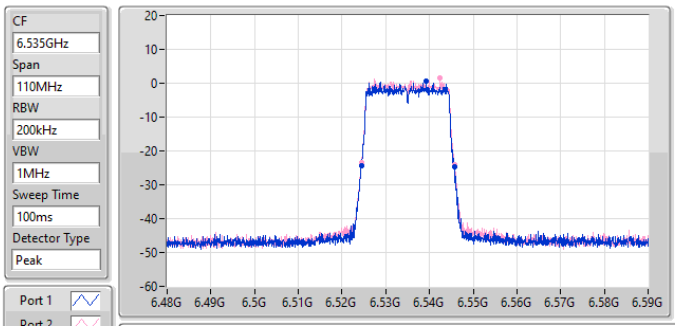

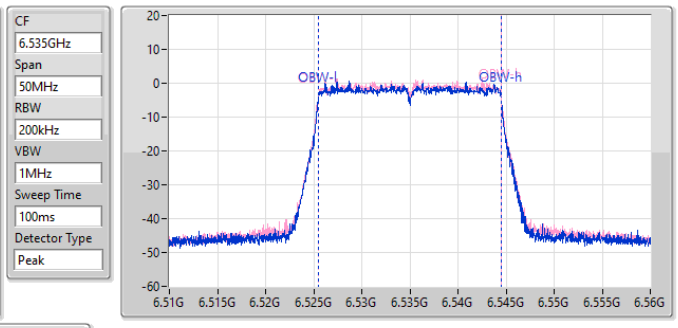

26dB(Hz)	Fl-26dB(Hz)	Fh-26dB(Hz)	OBW(Hz)	Fl-OBW(Hz)	Fh-OBW(Hz)	Limit(Hz)	Port
21.395M	6.524385G	6.54578G	19.015M	6.52548G	6.544495G	Inf	1
21.34M	6.524385G	6.545725G	19.015M	6.52548G	6.544495G	Inf	2

6.525-6.875GHz_802.11ax HEW20_Nss1,(MCS0)_2TX **EBW**

6695MHz

02/03/2023

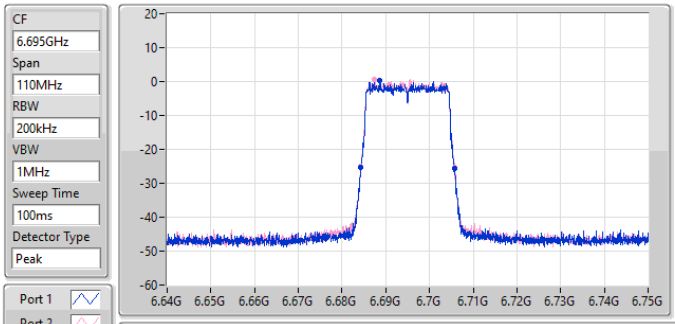

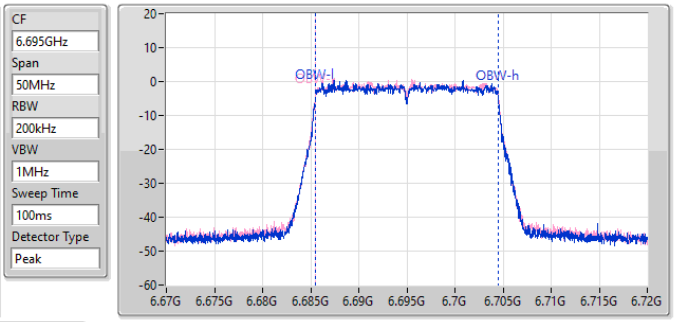

26dB(Hz)	Fl-26dB(Hz)	Fh-26dB(Hz)	OBW(Hz)	Fl-OBW(Hz)	Fh-OBW(Hz)	Limit(Hz)	Port
21.45M	6.68433G	6.70578G	19.015M	6.68548G	6.704495G	Inf	1
21.395M	6.68433G	6.705725G	19.015M	6.68548G	6.704495G	Inf	2

6.525-6.875GHz_802.11ax HEW20_Nss1,(MCS0)_2TX **EBW**

6875MHz

02/03/2023

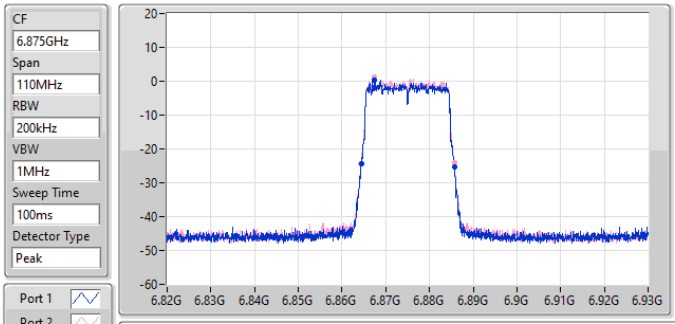

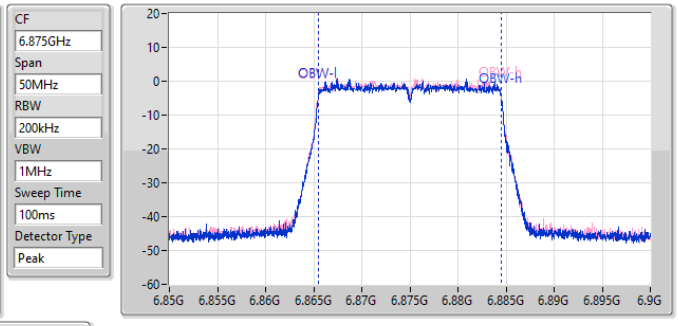

26dB(Hz)	Fl-26dB(Hz)	Fh-26dB(Hz)	OBW(Hz)	Fl-OBW(Hz)	Fh-OBW(Hz)	Limit(Hz)	Port
21.395M	6.864385G	6.88578G	19.015M	6.86548G	6.884495G	Inf	1
21.395M	6.86433G	6.885725G	18.991M	6.86548G	6.88447G	Inf	2

6.875-7.125GHz_802.11ax HEW20_Nss1,(MCS0)_2TX **EBW**

6895MHz

02/03/2023

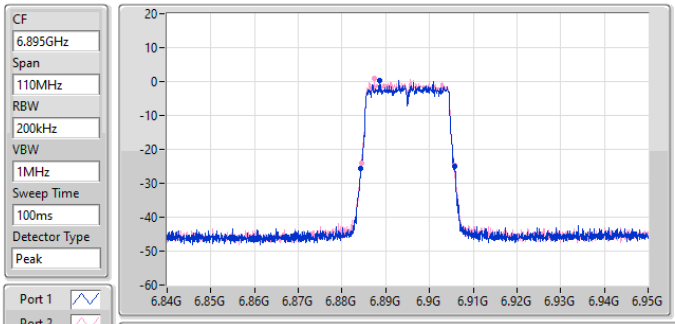

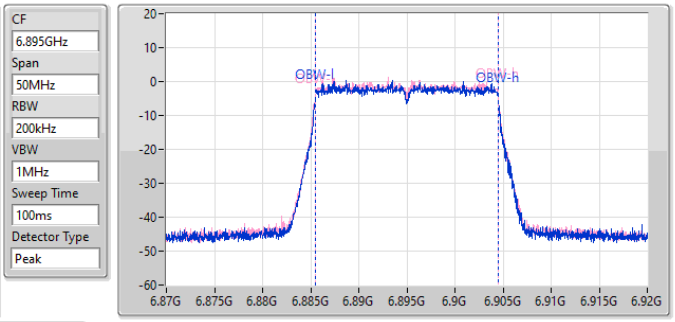

26dB(Hz)	Fl-26dB(Hz)	Fh-26dB(Hz)	OBW(Hz)	Fl-OBW(Hz)	Fh-OBW(Hz)	Limit(Hz)	Port
21.45M	6.884275G	6.905725G	19.015M	6.88548G	6.904495G	Inf	1
21.285M	6.884385G	6.90567G	18.991M	6.88548G	6.90447G	Inf	2

6.875-7.125GHz_802.11ax HEW20_Nss1,(MCS0)_2TX **EBW**

6995MHz

02/03/2023

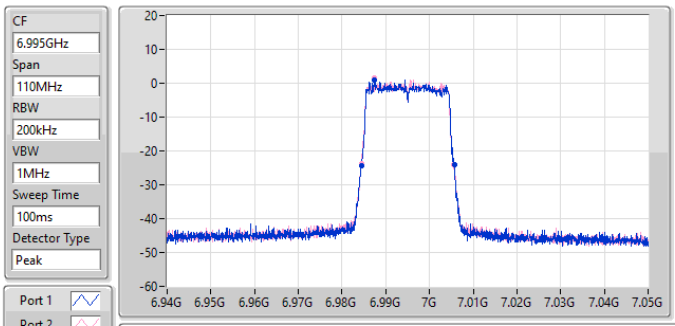

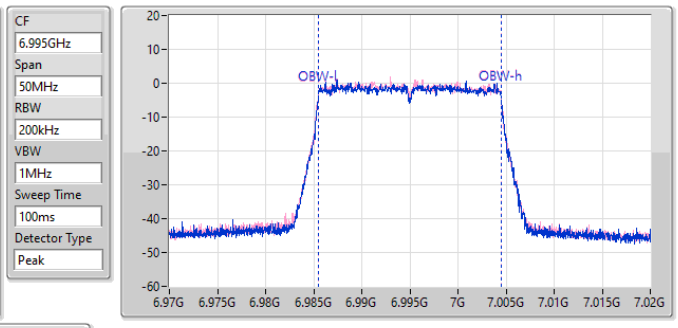

26dB(Hz)	Fl-26dB(Hz)	Fh-26dB(Hz)	OBW(Hz)	Fl-OBW(Hz)	Fh-OBW(Hz)	Limit(Hz)	Port
21.285M	6.984385G	7.00567G	18.991M	6.98548G	7.00447G	Inf	1
21.23M	6.984385G	7.005615G	18.991M	6.98548G	7.00447G	Inf	2

6.875-7.125GHz_802.11ax HEW20_Nss1,(MCS0)_2TX **EBW**

7095MHz

02/03/2023

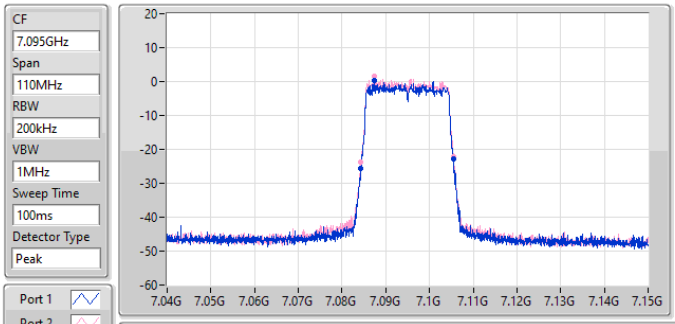

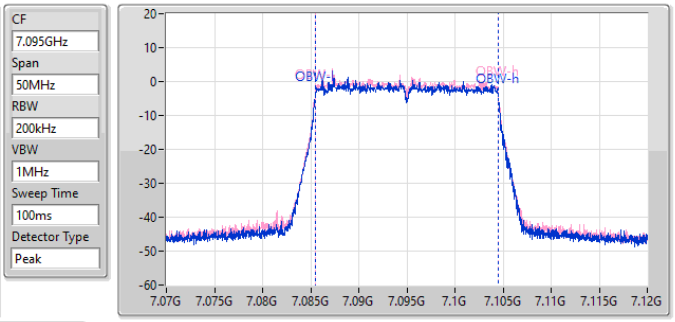

26dB(Hz)	Fl-26dB(Hz)	Fh-26dB(Hz)	OBW(Hz)	Fl-OBW(Hz)	Fh-OBW(Hz)	Limit(Hz)	Port
21.175M	7.084275G	7.10545G	19.04M	7.085455G	7.104495G	Inf	1
21.23M	7.08433G	7.10556G	18.991M	7.08548G	7.10447G	Inf	2

6.875-7.125GHz_802.11ax HEW20_Nss1,(MCS0)_2TX **EBW**

7115MHz

13/04/2023

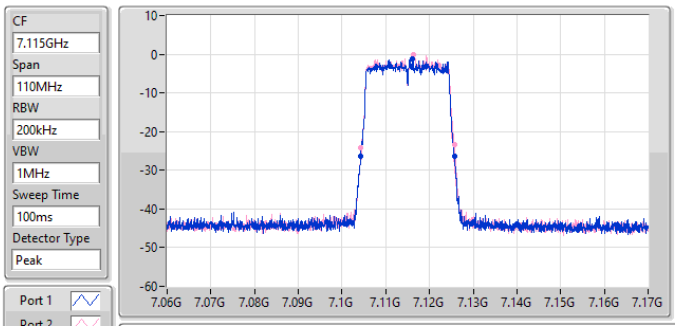

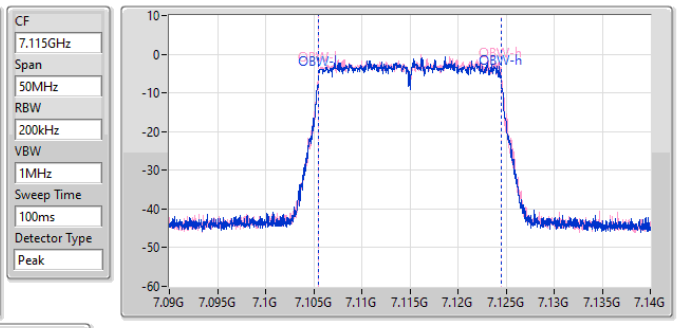

26dB(Hz)	Fl-26dB(Hz)	Fh-26dB(Hz)	OBW(Hz)	Fl-OBW(Hz)	Fh-OBW(Hz)	Limit(Hz)	Port
21.505M	7.10422G	7.125725G	19.015M	7.10548G	7.124495G	Inf	1
21.395M	7.104275G	7.12567G	19.04M	7.10548G	7.12452G	Inf	2

5.925-6.425GHz_802.11ax HEW40_Nss1,(MCS0)_2TX **EBW**

5965MHz

02/03/2023

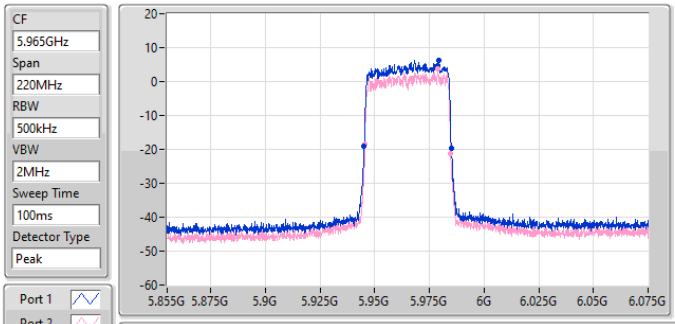

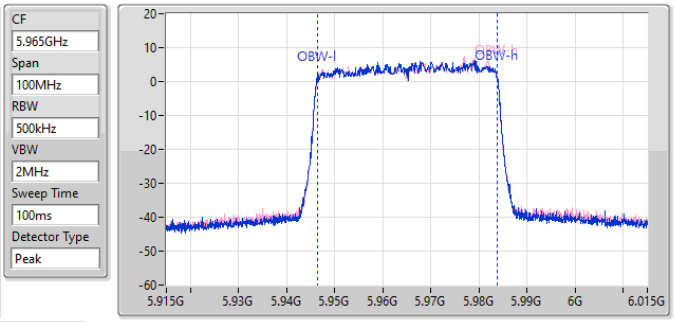

26dB(Hz)	Fl-26dB(Hz)	Fh-26dB(Hz)	OBW(Hz)	Fl-OBW(Hz)	Fh-OBW(Hz)	Limit(Hz)	Port
39.93M	5.94498G	5.98491G	37.481M	5.946359G	5.983841G	Inf	1
39.27M	5.94542G	5.98469G	37.431M	5.946359G	5.983791G	Inf	2

5.925-6.425GHz_802.11ax HEW40_Nss1,(MCS0)_2TX **EBW**

6165MHz

02/03/2023

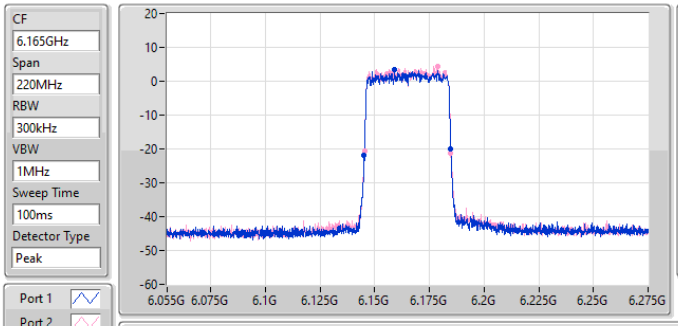

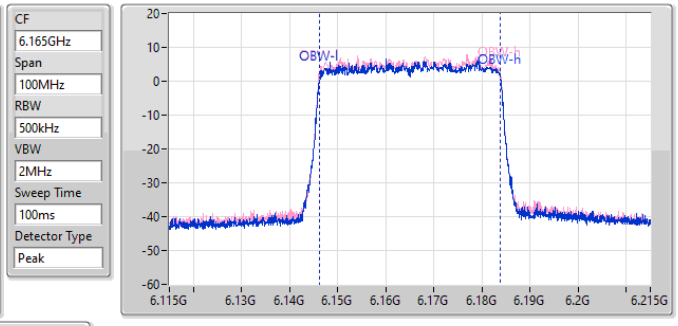

26dB(Hz)	Fl-26dB(Hz)	Fh-26dB(Hz)	OBW(Hz)	Fl-OBW(Hz)	Fh-OBW(Hz)	Limit(Hz)	Port
39.71M	6.14509G	6.1848G	37.481M	6.146309G	6.183791G	Inf	1
39.49M	6.14531G	6.1848G	37.531M	6.146259G	6.183791G	Inf	2

5.925-6.425GHz_802.11ax HEW40_Nss1,(MCS0)_2TX **EBW**

6405MHz

02/03/2023

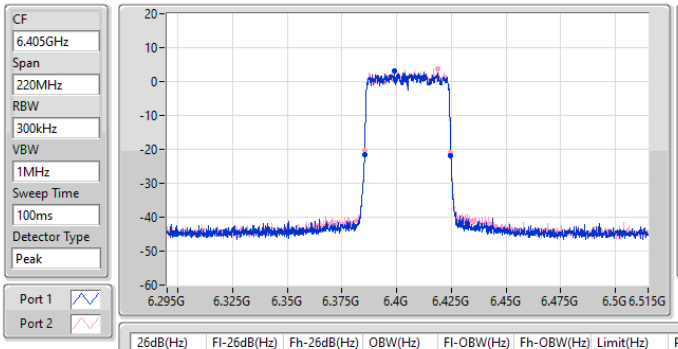

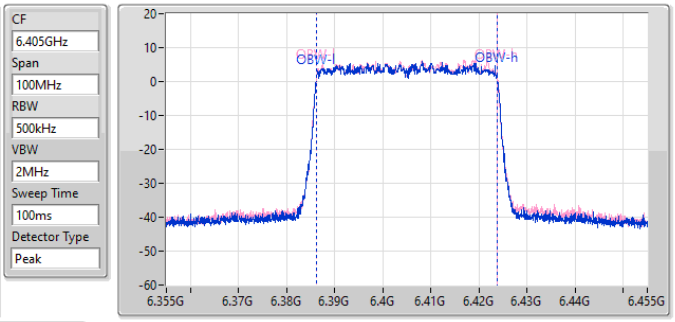

26dB(Hz)	Fl-26dB(Hz)	Fh-26dB(Hz)	OBW(Hz)	Fl-OBW(Hz)	Fh-OBW(Hz)	Limit(Hz)	Port
39.49M	6.38531G	6.4248G	37.531M	6.386259G	6.423791G	Inf	1
39.27M	6.38542G	6.42469G	37.431M	6.386309G	6.423741G	Inf	2

6.425-6.525GHz_802.11ax HEW40_Nss1,(MCS0)_2TX **EBW**

6445MHz

02/03/2023

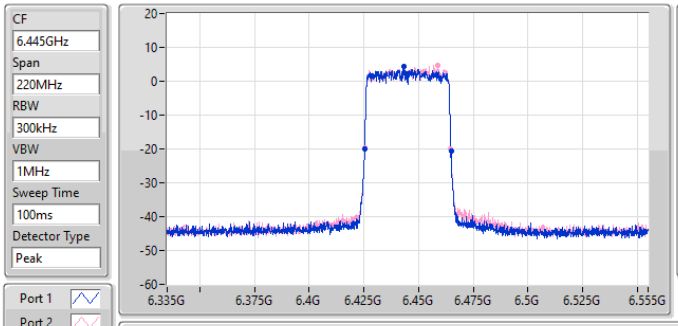

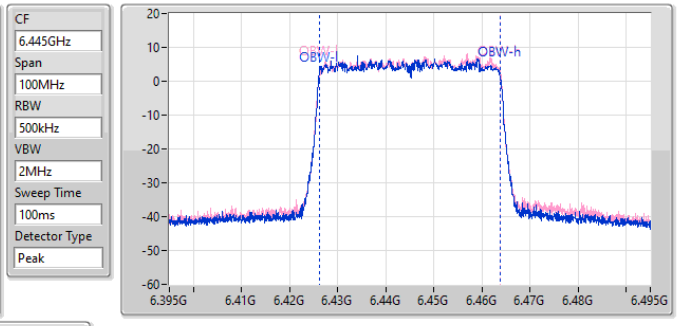

26dB(Hz)	Fl-26dB(Hz)	Fh-26dB(Hz)	OBW(Hz)	Fl-OBW(Hz)	Fh-OBW(Hz)	Limit(Hz)	Port
39.6M	6.42531G	6.46491G	37.481M	6.426259G	6.463741G	Inf	1
39.38M	6.42531G	6.46469G	37.481M	6.426309G	6.463791G	Inf	2

6.425-6.525GHz_802.11ax HEW40_Nss1,(MCS0)_2TX **EBW**

6485MHz

02/03/2023

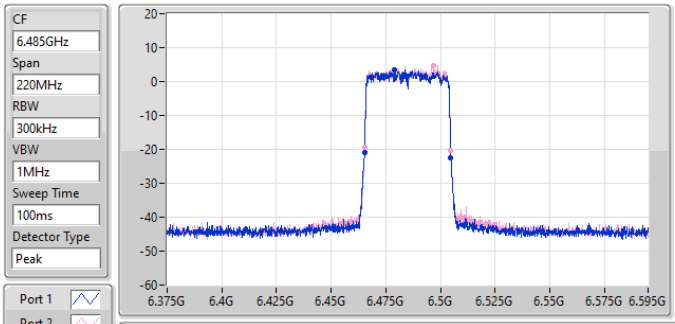

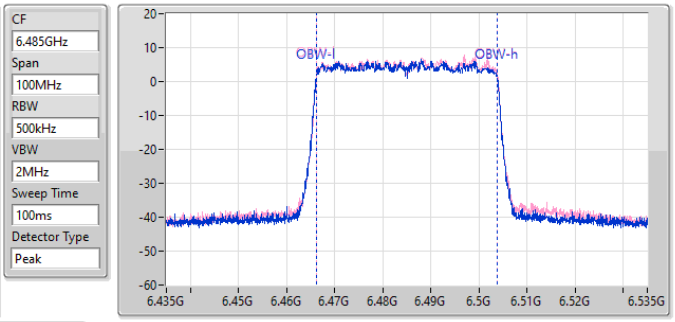

26dB(Hz)	Fl-26dB(Hz)	Fh-26dB(Hz)	OBW(Hz)	Fl-OBW(Hz)	Fh-OBW(Hz)	Limit(Hz)	Port
39.6M	6.4652G	6.5048G	37.481M	6.466259G	6.503741G	Inf	1
39.38M	6.46531G	6.50469G	37.431M	6.466309G	6.503741G	Inf	2

6.425-6.525GHz_802.11ax HEW40_Nss1,(MCS0)_2TX **EBW**

6525MHz

02/03/2023

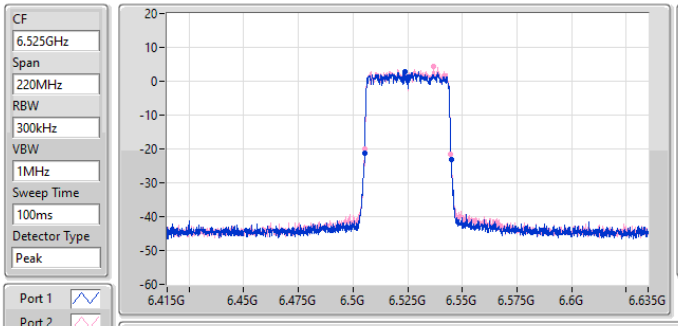

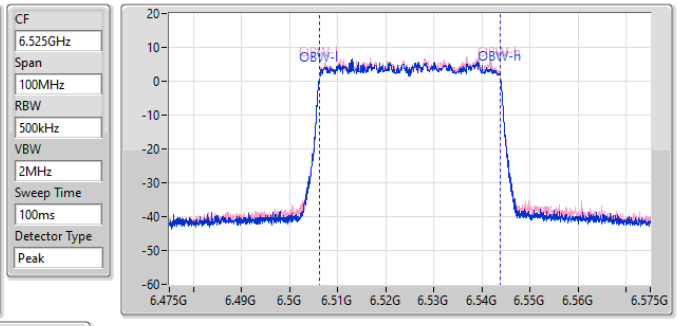

26dB(Hz)	Fl-26dB(Hz)	Fh-26dB(Hz)	OBW(Hz)	Fl-OBW(Hz)	Fh-OBW(Hz)	Limit(Hz)	Port
39.6M	6.50531G	6.54491G	37.531M	6.506259G	6.543791G	Inf	1
39.49M	6.50531G	6.5448G	37.431M	6.506309G	6.543741G	Inf	2

6.525-6.875GHz_802.11ax HEW40_Nss1,(MCS0)_2TX **EBW**

6565MHz

02/03/2023

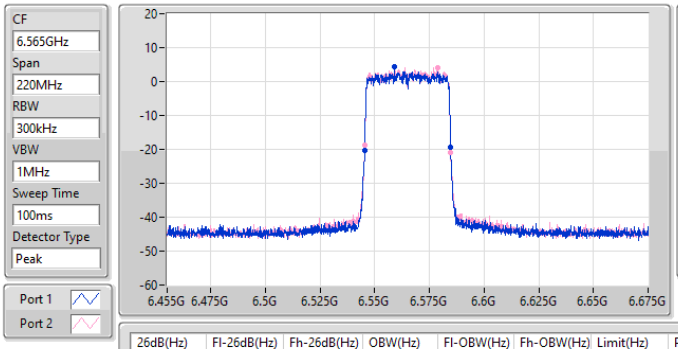

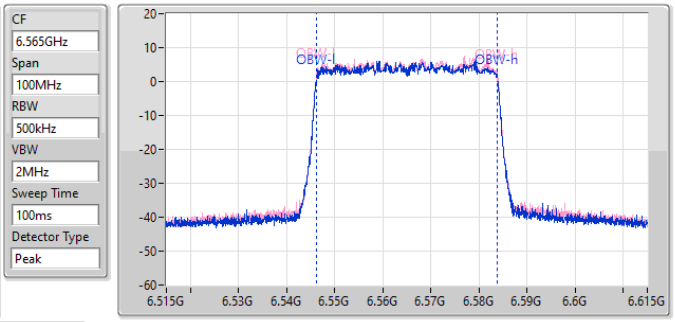

26dB(Hz)	Fl-26dB(Hz)	Fh-26dB(Hz)	OBW(Hz)	Fl-OBW(Hz)	Fh-OBW(Hz)	Limit(Hz)	Port
39.38M	6.54531G	6.58469G	37.531M	6.546259G	6.583791G	Inf	1
39.27M	6.54542G	6.58469G	37.481M	6.546309G	6.583791G	Inf	2

6.525-6.875GHz_802.11ax HEW40_Nss1,(MCS0)_2TX **EBW**

6685MHz

02/03/2023

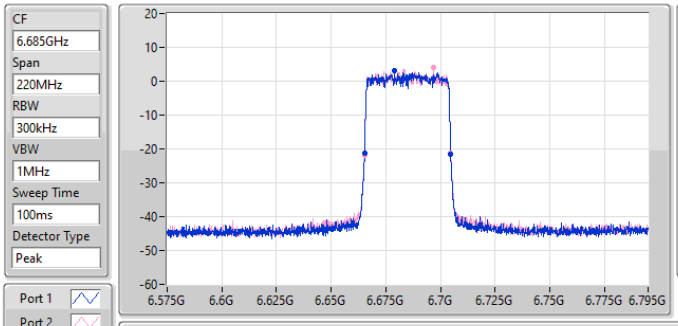

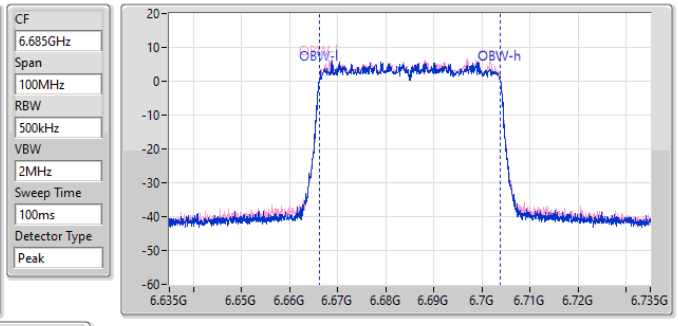

26dB(Hz)	Fl-26dB(Hz)	Fh-26dB(Hz)	OBW(Hz)	Fl-OBW(Hz)	Fh-OBW(Hz)	Limit(Hz)	Port
39.49M	6.66531G	6.7048G	37.531M	6.666259G	6.703791G	Inf	1
39.49M	6.6652G	6.70469G	37.531M	6.666259G	6.703791G	Inf	2

6.525-6.875GHz_802.11ax HEW40_Nss1,(MCS0)_2TX **EBW**

6885MHz

02/03/2023

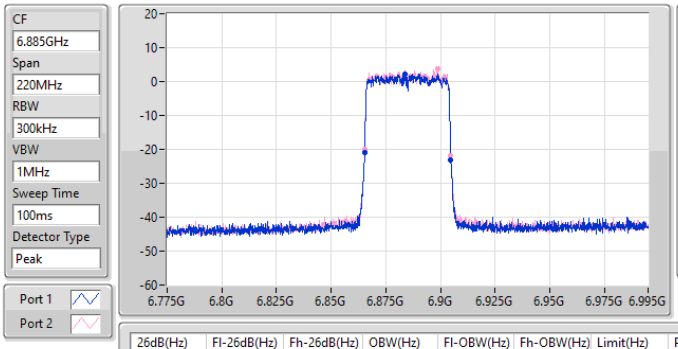

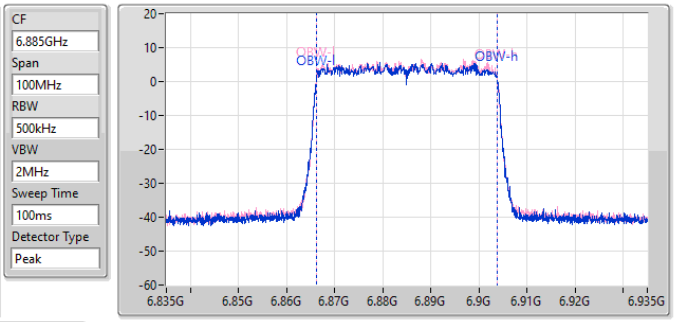

26dB(Hz)	Fl-26dB(Hz)	Fh-26dB(Hz)	OBW(Hz)	Fl-OBW(Hz)	Fh-OBW(Hz)	Limit(Hz)	Port
39.49M	6.86531G	6.9048G	37.531M	6.866259G	6.903791G	Inf	1
39.49M	6.86531G	6.9048G	37.481M	6.866309G	6.903791G	Inf	2

6.875-7.125GHz_802.11ax HEW40_Nss1,(MCS0)_2TX **EBW**

6925MHz

02/03/2023

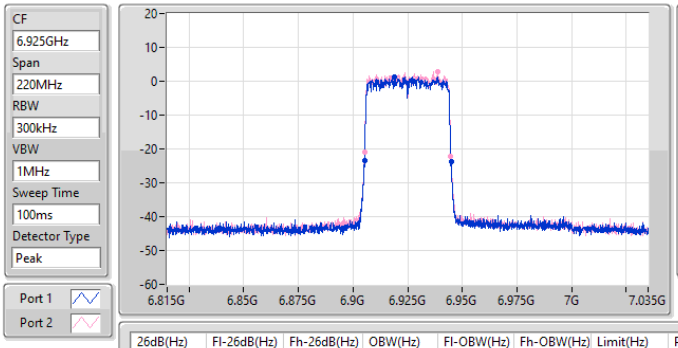

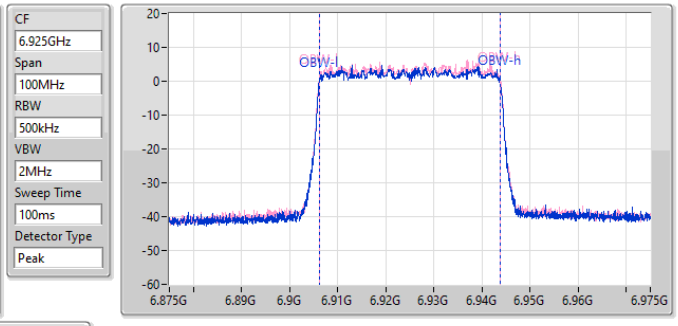

26dB(Hz)	Fl-26dB(Hz)	Fh-26dB(Hz)	OBW(Hz)	Fl-OBW(Hz)	Fh-OBW(Hz)	Limit(Hz)	Port
39.6M	6.90531G	6.94491G	37.531M	6.906259G	6.943791G	Inf	1
39.49M	6.9052G	6.94469G	37.531M	6.906259G	6.943791G	Inf	2

6.875-7.125GHz_802.11ax HEW40_Nss1,(MCS0)_2TX **EBW**

7005MHz

02/03/2023

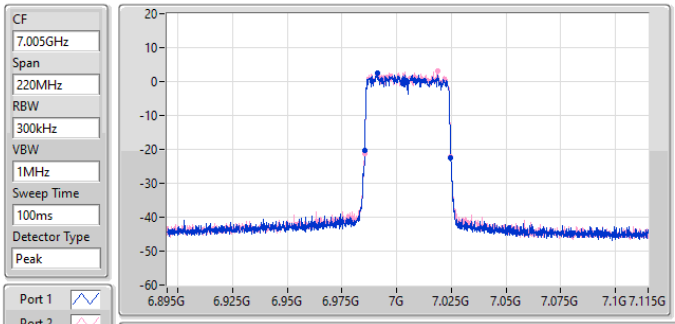

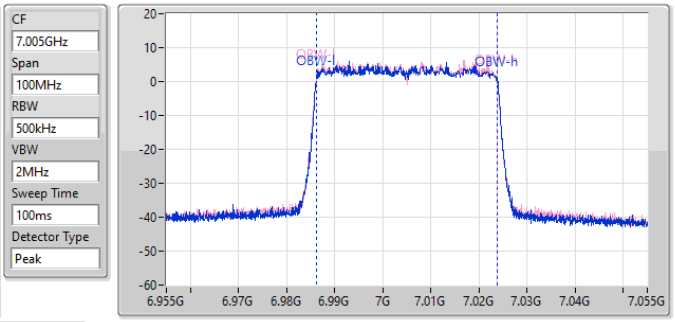

26dB(Hz)	Fl-26dB(Hz)	Fh-26dB(Hz)	OBW(Hz)	Fl-OBW(Hz)	Fh-OBW(Hz)	Limit(Hz)	Port
39.49M	6.98531G	7.0248G	37.531M	6.986209G	7.023741G	Inf	1
39.49M	6.98531G	7.0248G	37.531M	6.986209G	7.023741G	Inf	2

6.875-7.125GHz_802.11ax HEW40_Nss1,(MCS0)_2TX **EBW**

7085MHz

02/03/2023

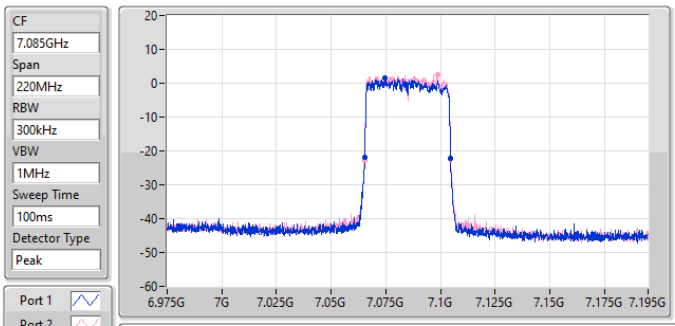

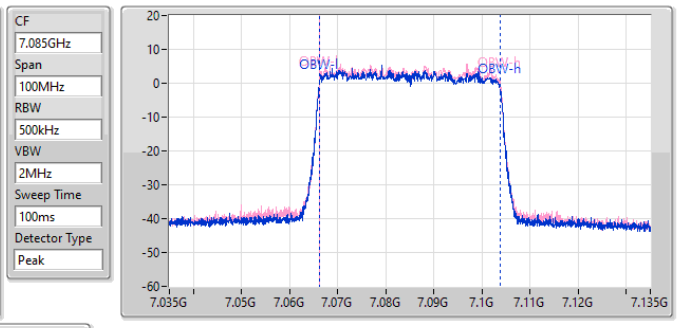

26dB(Hz)	Fl-26dB(Hz)	Fh-26dB(Hz)	OBW(Hz)	Fl-OBW(Hz)	Fh-OBW(Hz)	Limit(Hz)	Port
39.38M	7.06531G	7.10469G	37.531M	7.066209G	7.103741G	Inf	1
39.49M	7.0652G	7.10469G	37.481M	7.066259G	7.103741G	Inf	2

5.925-6.425GHz_802.11ax HEW80_Nss1,(MCS0)_2TX **EBW**

5985MHz

02/03/2023

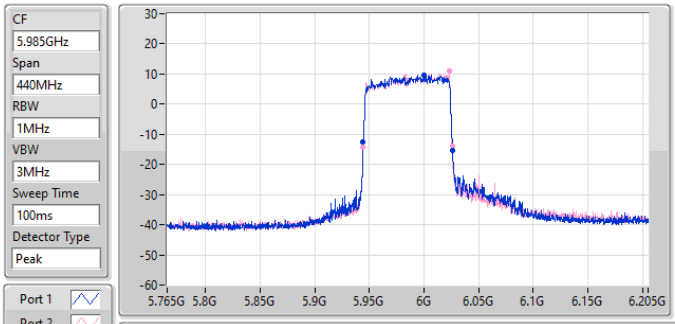

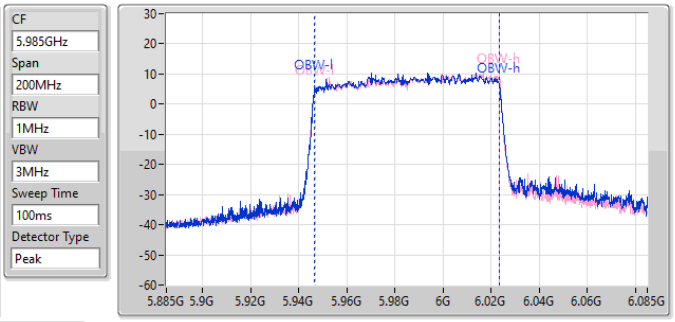

26dB(Hz)	Fl-26dB(Hz)	Fh-26dB(Hz)	OBW(Hz)	Fl-OBW(Hz)	Fh-OBW(Hz)	Limit(Hz)	Port
81.84M	5.9443G	6.02614G	76.862M	5.946719G	6.023581G	Inf	1
81.4M	5.9443G	6.0257G	76.862M	5.946819G	6.023681G	Inf	2

5.925-6.425GHz_802.11ax HEW80_Nss1,(MCS0)_2TX **EBW**

6145MHz

02/03/2023

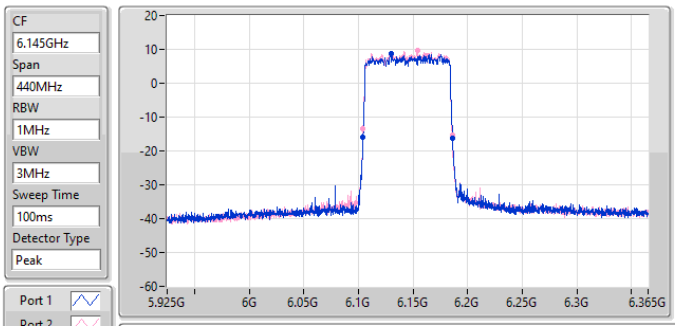

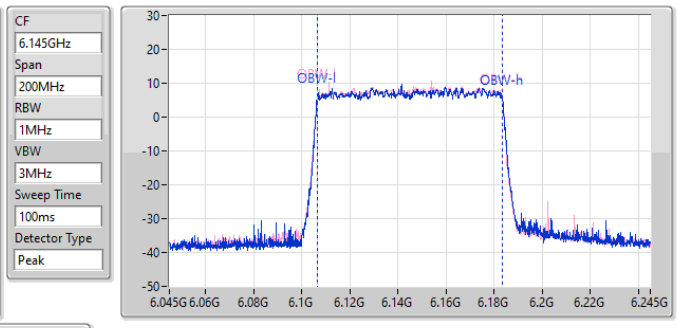

26dB(Hz)	Fl-26dB(Hz)	Fh-26dB(Hz)	OBW(Hz)	Fl-OBW(Hz)	Fh-OBW(Hz)	Limit(Hz)	Port
82.5M	6.10364G	6.18614G	77.061M	6.106519G	6.183581G	Inf	1
81.4M	6.1043G	6.1857G	76.962M	6.106519G	6.183481G	Inf	2

5.925-6.425GHz_802.11ax HEW80_Nss1,(MCS0)_2TX **EBW**

6385MHz

02/03/2023

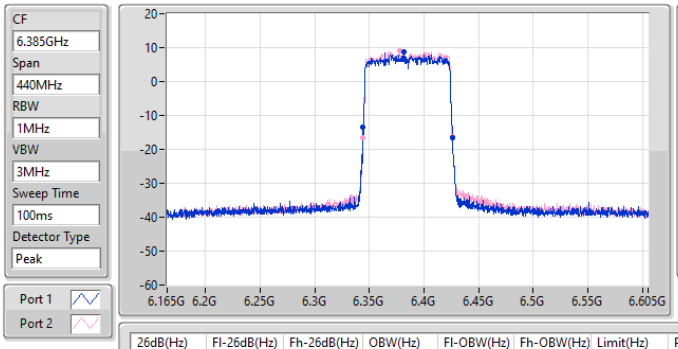

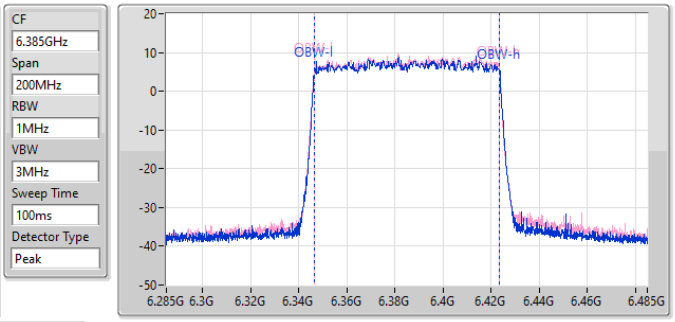

26dB(Hz)	Fl-26dB(Hz)	Fh-26dB(Hz)	OBW(Hz)	Fl-OBW(Hz)	Fh-OBW(Hz)	Limit(Hz)	Port
81.84M	6.34408G	6.42592G	76.962M	6.346519G	6.423481G	Inf	1
81.62M	6.34408G	6.4257G	76.962M	6.346519G	6.423481G	Inf	2

6.425-6.525GHz_802.11ax HEW80_Nss1,(MCS0)_2TX **EBW**

6465MHz

02/03/2023

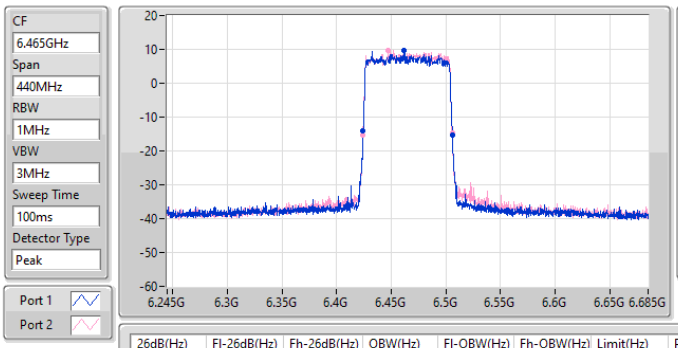

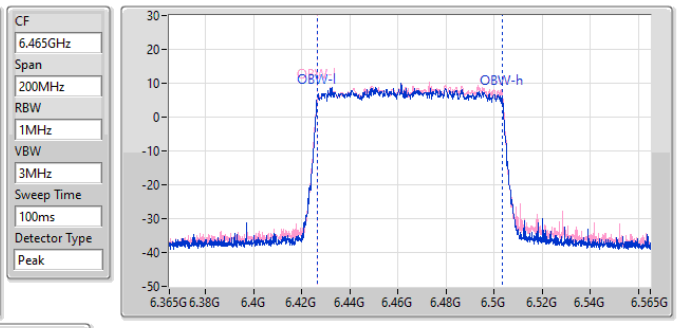

26dB(Hz)	Fl-26dB(Hz)	Fh-26dB(Hz)	OBW(Hz)	Fl-OBW(Hz)	Fh-OBW(Hz)	Limit(Hz)	Port
81.62M	6.4243G	6.50592G	76.962M	6.426419G	6.503381G	Inf	1
81.62M	6.42408G	6.5057G	76.962M	6.426519G	6.503481G	Inf	2

6.425-6.525GHz_802.11ax HEW80_Nss1,(MCS0)_2TX **EBW**

6545MHz

02/03/2023

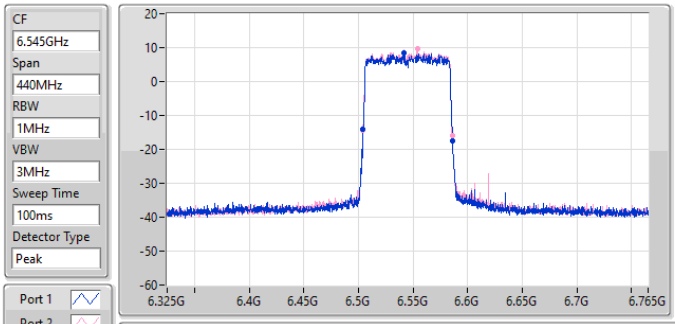

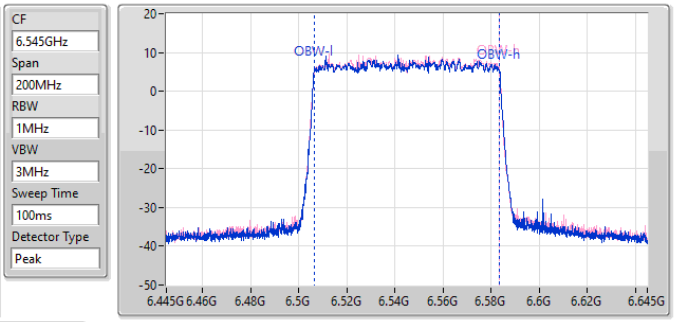

26dB(Hz)	Fl-26dB(Hz)	Fh-26dB(Hz)	OBW(Hz)	Fl-OBW(Hz)	Fh-OBW(Hz)	Limit(Hz)	Port
81.84M	6.5043G	6.58614G	76.962M	6.506519G	6.583481G	Inf	1
81.4M	6.5043G	6.5857G	76.862M	6.506519G	6.583381G	Inf	2

6.525-6.875GHz_802.11ax HEW80_Nss1,(MCS0)_2TX **EBW**

6625MHz

02/03/2023

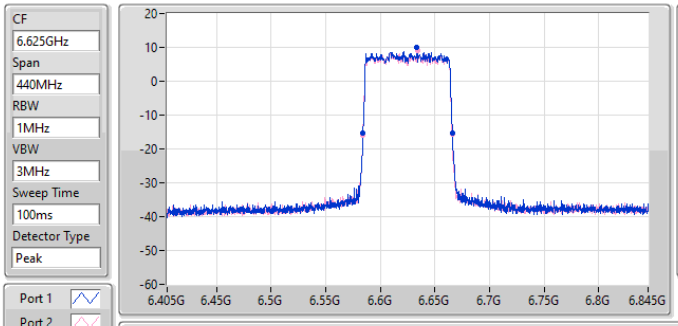

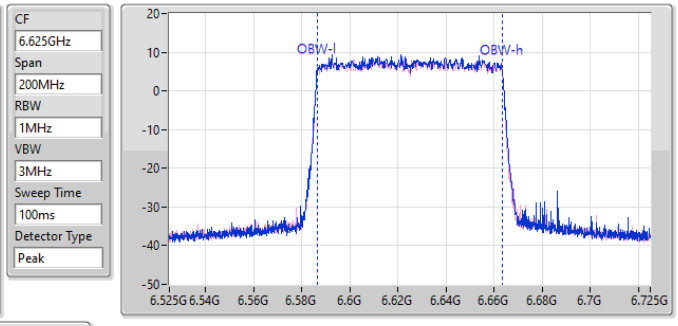

26dB(Hz)	Fl-26dB(Hz)	Fh-26dB(Hz)	OBW(Hz)	Fl-OBW(Hz)	Fh-OBW(Hz)	Limit(Hz)	Port
81.84M	6.58408G	6.66592G	76.862M	6.586519G	6.663381G	Inf	1
81.62M	6.58408G	6.6657G	76.862M	6.586519G	6.663381G	Inf	2

6.525-6.875GHz_802.11ax HEW80_Nss1,(MCS0)_2TX **EBW**

6705MHz

02/03/2023

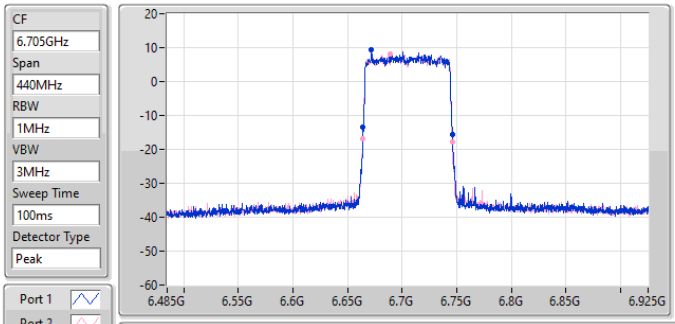

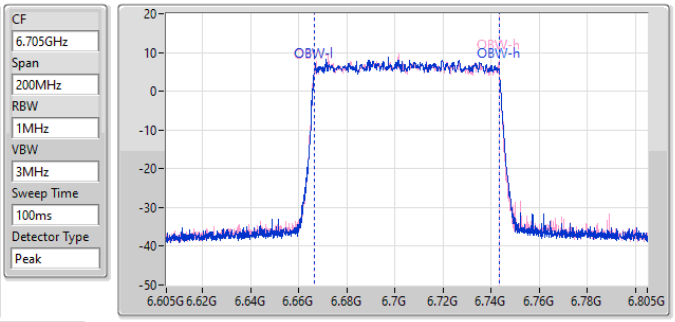

26dB(Hz)	Fl-26dB(Hz)	Fh-26dB(Hz)	OBW(Hz)	Fl-OBW(Hz)	Fh-OBW(Hz)	Limit(Hz)	Port
81.84M	6.66408G	6.74592G	76.962M	6.666419G	6.743381G	Inf	1
81.84M	6.66408G	6.74592G	76.962M	6.666419G	6.743381G	Inf	2

6.525-6.875GHz_802.11ax HEW80_Nss1,(MCS0)_2TX **EBW**

6785MHz

02/03/2023

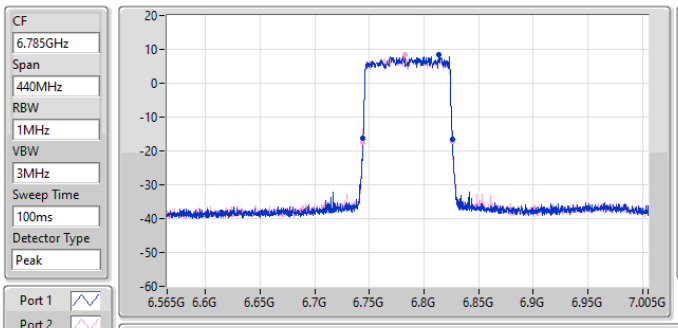

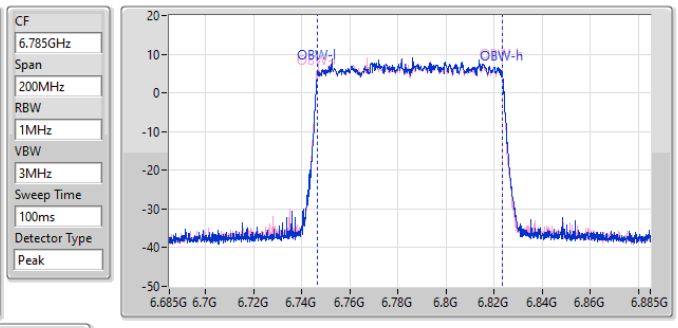

26dB(Hz)	Fl-26dB(Hz)	Fh-26dB(Hz)	OBW(Hz)	Fl-OBW(Hz)	Fh-OBW(Hz)	Limit(Hz)	Port
81.62M	6.7443G	6.82592G	76.962M	6.746519G	6.823481G	Inf	1
81.62M	6.74408G	6.8257G	76.962M	6.746419G	6.823381G	Inf	2

6.525-6.875GHz_802.11ax HEW80_Nss1,(MCS0)_2TX **EBW**

6865MHz

02/03/2023

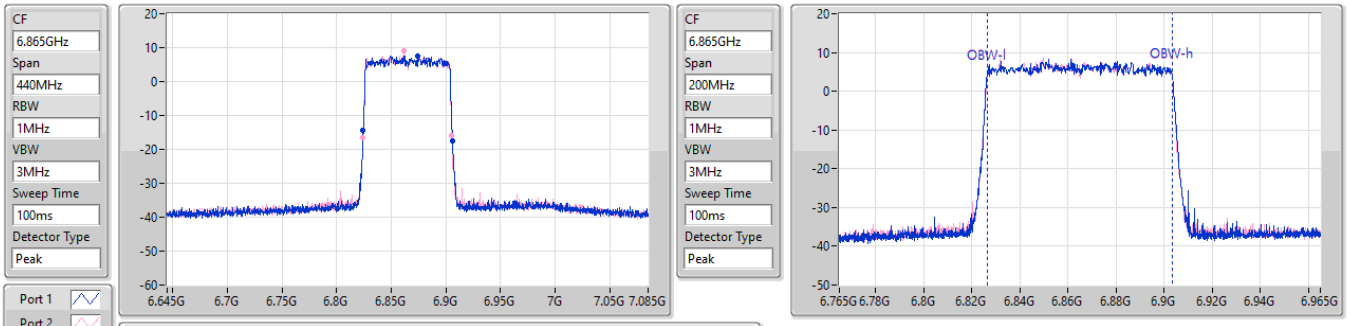

26dB(Hz)	Fl-26dB(Hz)	Fh-26dB(Hz)	OBW(Hz)	Fl-OBW(Hz)	Fh-OBW(Hz)	Limit(Hz)	Port
82.06M	6.82408G	6.90614G	76.962M	6.826419G	6.903381G	Inf	1
81.4M	6.82408G	6.90548G	76.862M	6.826519G	6.903381G	Inf	2

6.875-7.125GHz_802.11ax HEW80_Nss1,(MCS0)_2TX **EBW**

6945MHz

02/03/2023

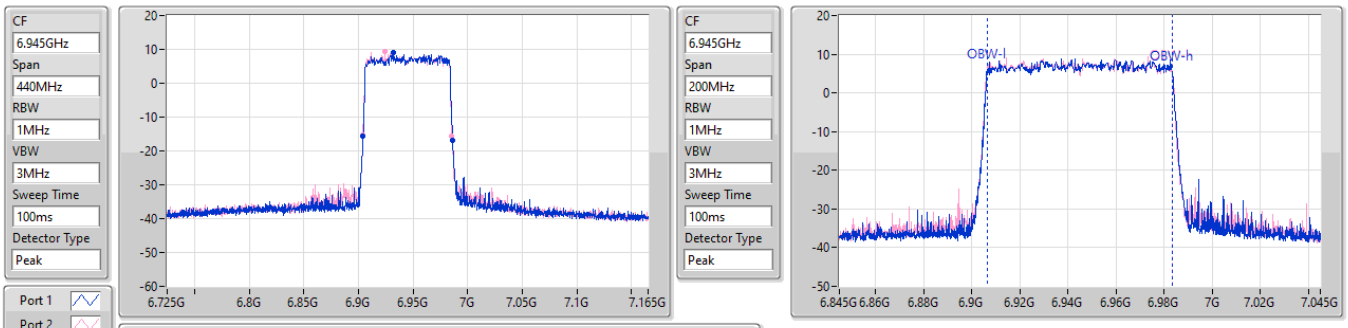

26dB(Hz)	Fl-26dB(Hz)	Fh-26dB(Hz)	OBW(Hz)	Fl-OBW(Hz)	Fh-OBW(Hz)	Limit(Hz)	Port
81.84M	6.9043G	6.98614G	77.061M	6.906419G	6.983481G	Inf	1
81.4M	6.90408G	6.98548G	76.962M	6.906419G	6.983381G	Inf	2

6.875-7.125GHz_802.11ax HEW80_Nss1,(MCS0)_2TX **EBW**

7025MHz

02/03/2023

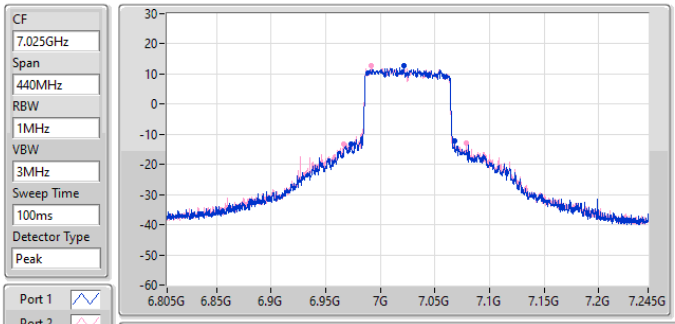

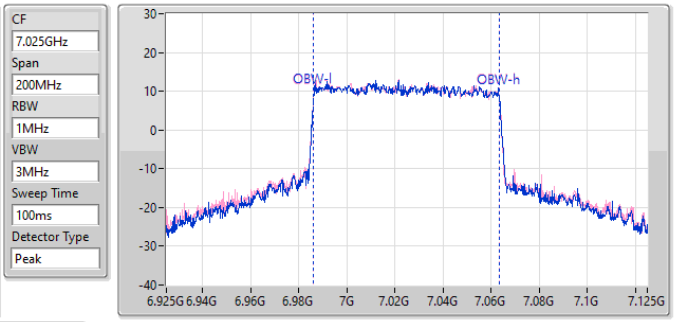

26dB(Hz)	Fl-26dB(Hz)	Fh-26dB(Hz)	OBW(Hz)	Fl-OBW(Hz)	Fh-OBW(Hz)	Limit(Hz)	Port
95.04M	6.97308G	7.06812G	77.261M	6.986219G	7.063481G	Inf	1
111.98M	6.96692G	7.0789G	77.261M	6.986219G	7.063481G	Inf	2

5.925-6.425GHz_802.11ax HEW160_Nss1,(MCS0)_2TX **EBW**

6025MHz

02/03/2023

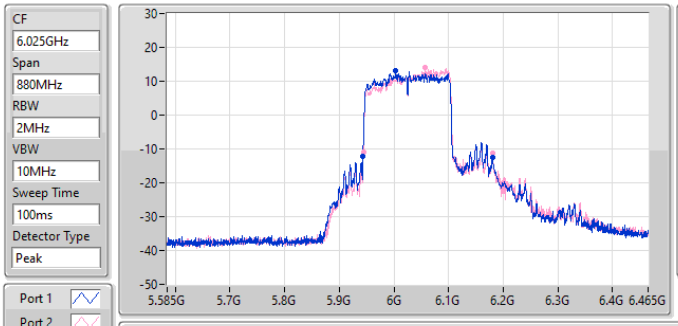

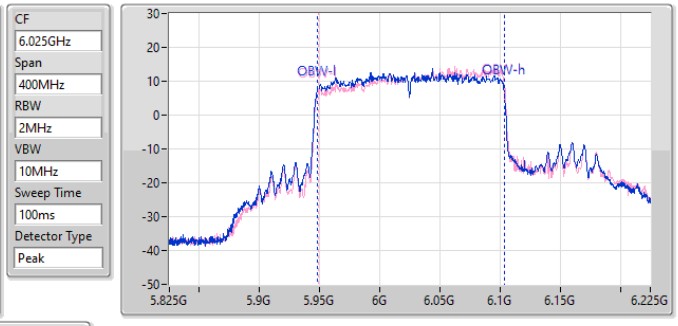

26dB(Hz)	Fl-26dB(Hz)	Fh-26dB(Hz)	OBW(Hz)	Fl-OBW(Hz)	Fh-OBW(Hz)	Limit(Hz)	Port
238.04M	5.94316G	6.1812G	155.522M	5.947839G	6.103361G	Inf	1
236.72M	5.94404G	6.18076G	155.122M	5.948638G	6.103761G	Inf	2

5.925-6.425GHz_802.11ax HEW160_Nss1,(MCS0)_2TX **EBW**

6185MHz

02/03/2023

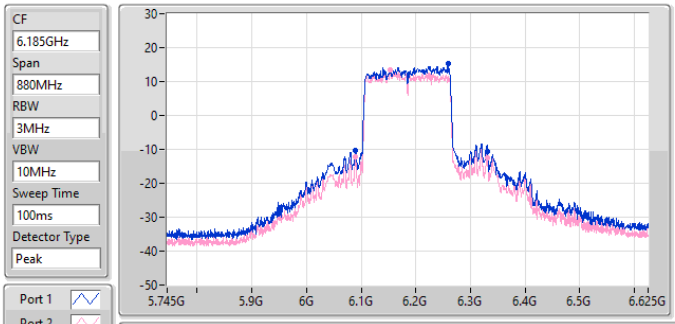

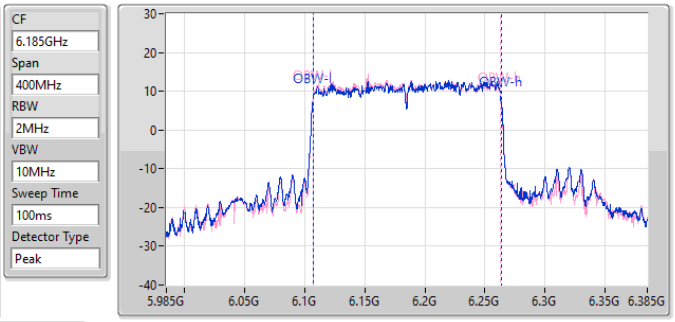

26dB(Hz)	Fl-26dB(Hz)	Fh-26dB(Hz)	OBW(Hz)	Fl-OBW(Hz)	Fh-OBW(Hz)	Limit(Hz)	Port
242M	6.08952G	6.33152G	156.122M	6.107239G	6.263361G	Inf	1
241.56M	6.08996G	6.33152G	155.922M	6.107239G	6.263161G	Inf	2

5.925-6.425GHz_802.11ax HEW160_Nss1,(MCS0)_2TX **EBW**

6345MHz

02/03/2023

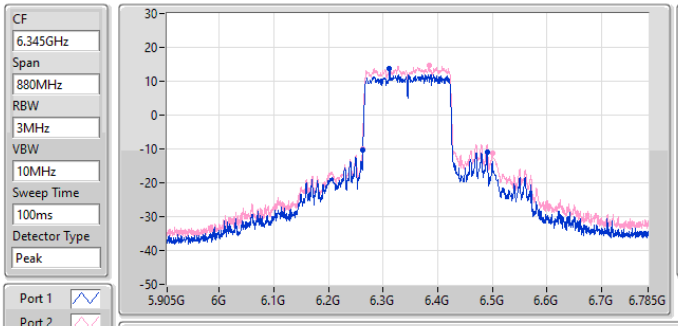

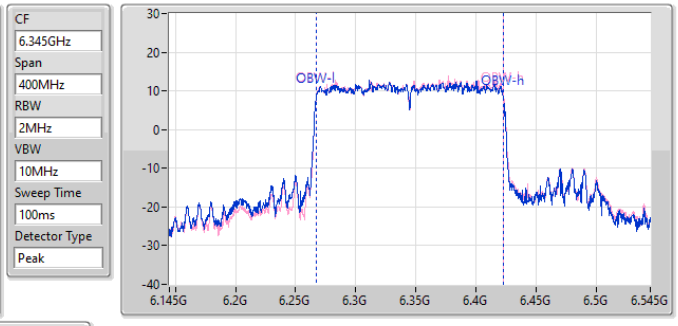

26dB(Hz)	Fl-26dB(Hz)	Fh-26dB(Hz)	OBW(Hz)	Fl-OBW(Hz)	Fh-OBW(Hz)	Limit(Hz)	Port
227.48M	6.26316G	6.49064G	155.922M	6.267039G	6.422961G	Inf	1
238.48M	6.26228G	6.50076G	155.922M	6.267239G	6.423161G	Inf	2

6.425-6.525GHz_802.11ax HEW160_Nss1,(MCS0)_2TX **EBW**

6505MHz

02/03/2023

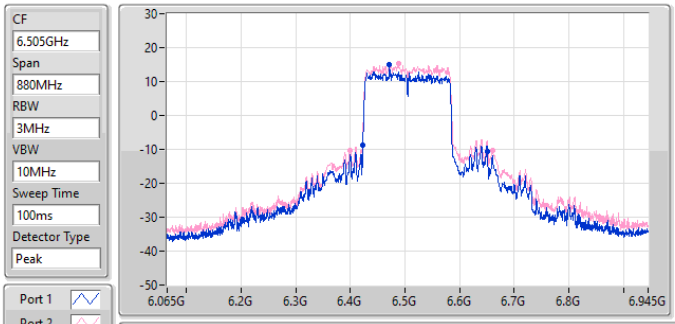

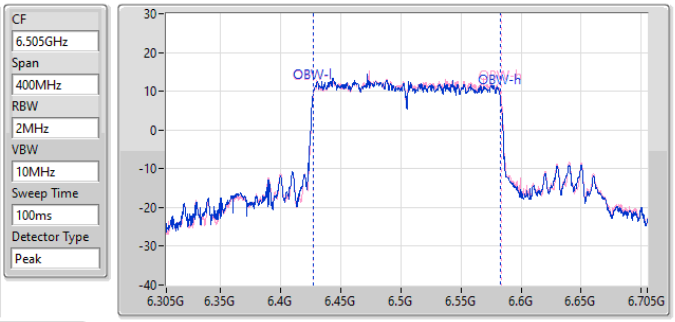

26dB(Hz)	Fl-26dB(Hz)	Fh-26dB(Hz)	OBW(Hz)	Fl-OBW(Hz)	Fh-OBW(Hz)	Limit(Hz)	Port
227.92M	6.42316G	6.65108G	156.122M	6.426839G	6.582961G	Inf	1
261.8M	6.3994G	6.6612G	156.322M	6.427039G	6.583361G	Inf	2

6.525-6.875GHz_802.11ax HEW160_Nss1,(MCS0)_2TX **EBW**

6665MHz

02/03/2023

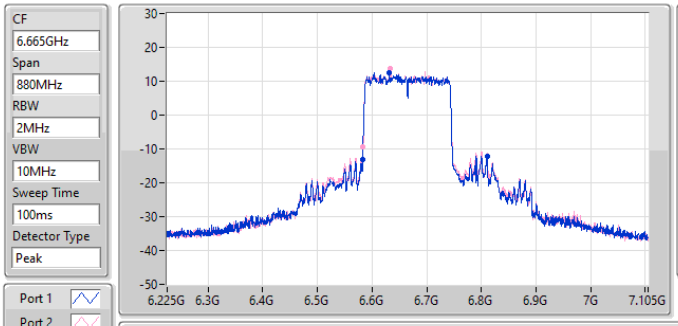

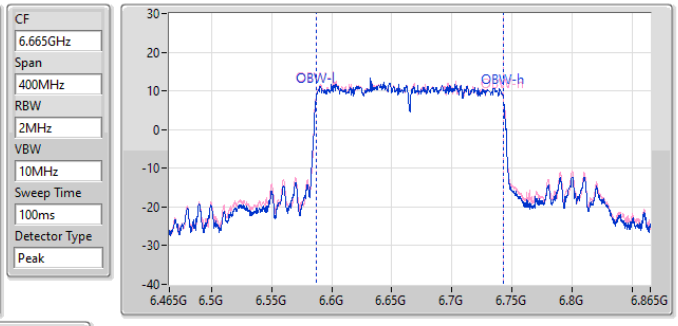

26dB(Hz)	Fl-26dB(Hz)	Fh-26dB(Hz)	OBW(Hz)	Fl-OBW(Hz)	Fh-OBW(Hz)	Limit(Hz)	Port
227.92M	6.58272G	6.81064G	155.722M	6.587039G	6.742761G	Inf	1
227.48M	6.5836G	6.81108G	156.122M	6.586839G	6.742961G	Inf	2

6.525-6.875GHz_802.11ax HEW160_Nss1,(MCS0)_2TX **EBW**

6825MHz

02/03/2023

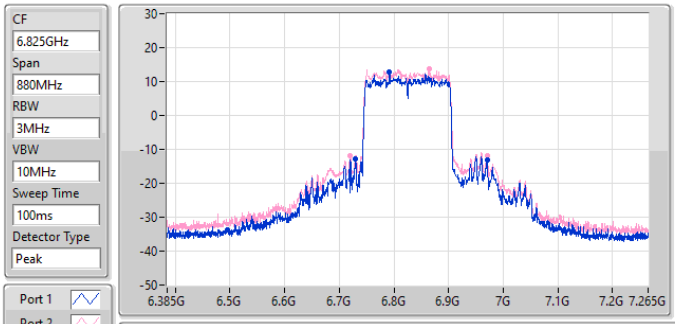

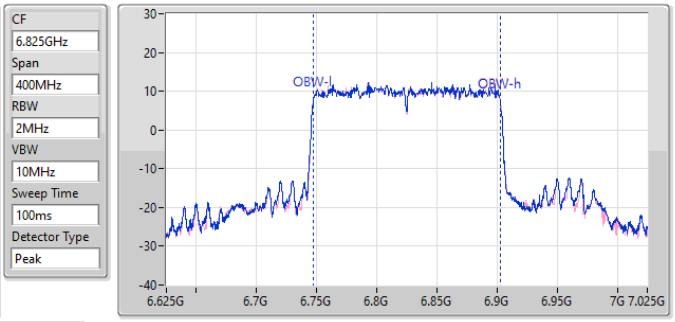

26dB(Hz)	Fl-26dB(Hz)	Fh-26dB(Hz)	OBW(Hz)	Fl-OBW(Hz)	Fh-OBW(Hz)	Limit(Hz)	Port
240.68M	6.72996G	6.97064G	155.922M	6.747039G	6.902961G	Inf	1
250.8M	6.71984G	6.97064G	155.722M	6.747039G	6.902761G	Inf	2

6.875-7.125GHz_802.11ax HEW160_Nss1,(MCS0)_2TX **EBW**

6985MHz

02/03/2023

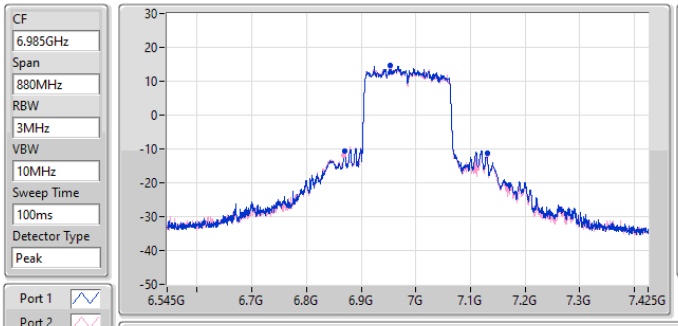

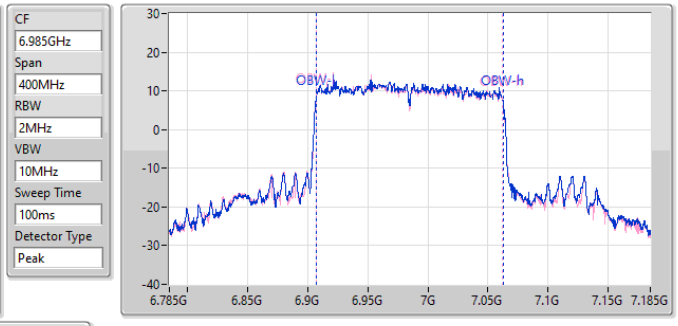

26dB(Hz)	Fl-26dB(Hz)	Fh-26dB(Hz)	OBW(Hz)	Fl-OBW(Hz)	Fh-OBW(Hz)	Limit(Hz)	Port
260.92M	6.86972G	7.13064G	155.722M	6.906839G	7.062561G	Inf	1
261.8M	6.86884G	7.13064G	155.522M	6.906839G	7.062361G	Inf	2

Summary

Mode	Max-N dB (Hz)	Max-OBW (Hz)	ITU-Code	Min-N dB (Hz)	Min-OBW (Hz)
5.925-6.425GHz	-	-	-	-	-
802.11ax HEW20-BF_Nss1,(MCS0)_2TX	21.45M	19.04M	19M0D1D	21.01M	19.015M
802.11ax HEW40-BF_Nss1,(MCS0)_2TX	39.93M	37.631M	37M6D1D	39.27M	37.481M
802.11ax HEW80-BF_Nss1,(MCS0)_2TX	81.84M	77.061M	77M1D1D	80.96M	76.562M
802.11ax HEW160-BF_Nss1,(MCS0)_2TX	282.48M	156.322M	156MD1D	161.92M	154.523M
6.425-6.525GHz	-	-	-	-	-
802.11ax HEW20-BF_Nss1,(MCS0)_2TX	21.505M	19.065M	19M1D1D	21.065M	19.015M
802.11ax HEW40-BF_Nss1,(MCS0)_2TX	39.93M	37.631M	37M6D1D	39.38M	37.531M
802.11ax HEW80-BF_Nss1,(MCS0)_2TX	81.84M	77.061M	77M1D1D	80.3M	76.862M
802.11ax HEW160-BF_Nss1,(MCS0)_2TX	265.32M	155.922M	156MD1D	162.36M	155.322M
6.525-6.875GHz	-	-	-	-	-
802.11ax HEW20-BF_Nss1,(MCS0)_2TX	21.67M	19.04M	19M0D1D	21.12M	18.991M
802.11ax HEW40-BF_Nss1,(MCS0)_2TX	40.37M	37.581M	37M6D1D	39.49M	37.531M
802.11ax HEW80-BF_Nss1,(MCS0)_2TX	81.18M	77.161M	77M2D1D	80.52M	76.862M
802.11ax HEW160-BF_Nss1,(MCS0)_2TX	276.32M	156.122M	156MD1D	161.04M	155.322M
6.875-7.125GHz	-	-	-	-	-
802.11ax HEW20-BF_Nss1,(MCS0)_2TX	21.45M	19.04M	19M0D1D	21.23M	19.015M
802.11ax HEW40-BF_Nss1,(MCS0)_2TX	40.26M	37.581M	37M6D1D	39.38M	37.481M
802.11ax HEW80-BF_Nss1,(MCS0)_2TX	81.4M	77.161M	77M2D1D	80.96M	76.862M
802.11ax HEW160-BF_Nss1,(MCS0)_2TX	308.44M	156.522M	157MD1D	282.48M	156.122M

Max-N dB = Maximum 6dB down bandwidth for 5.725-5.85GHz band / Maximum 26dB down bandwidth for other band;
Max-OBW = Maximum 99% occupied bandwidth;
Min-N dB = Minimum 6dB down bandwidth for 5.725-5.85GHz band / Maximum 26dB down bandwidth for other band;
Min-OBW = Minimum 99% occupied bandwidth

Result

Mode	Result	Limit (Hz)	Port 1-N dB (Hz)	Port 1-OBW (Hz)	Port 2-N dB (Hz)	Port 2-OBW (Hz)
802.11ax HEW20-BF_Nss1,(MCS0)_2TX	-	-	-	-	-	-
5935MHz	Pass	Inf	21.395M	19.015M	21.01M	19.015M
5955MHz	Pass	Inf	21.45M	19.015M	21.12M	19.015M
6195MHz	Pass	Inf	21.285M	19.015M	21.175M	19.04M
6415MHz	Pass	Inf	21.395M	19.015M	21.23M	19.015M
6435MHz	Pass	Inf	21.505M	19.04M	21.45M	19.015M
6475MHz	Pass	Inf	21.34M	19.04M	21.065M	19.015M
6515MHz	Pass	Inf	21.505M	19.065M	21.505M	19.015M
6535MHz	Pass	Inf	21.175M	19.015M	21.12M	19.04M
6695MHz	Pass	Inf	21.67M	18.991M	21.23M	18.991M
6875MHz	Pass	Inf	21.45M	19.015M	21.395M	19.04M
6895MHz	Pass	Inf	21.395M	19.015M	21.34M	19.04M
6995MHz	Pass	Inf	21.45M	19.04M	21.34M	19.04M
7095MHz	Pass	Inf	21.23M	19.04M	21.285M	19.015M
7115MHz	Pass	Inf	21.34M	19.015M	21.395M	19.015M
802.11ax HEW40-BF_Nss1,(MCS0)_2TX	-	-	-	-	-	-
5965MHz	Pass	Inf	39.27M	37.581M	39.93M	37.481M
6205MHz	Pass	Inf	39.71M	37.631M	39.49M	37.581M
6405MHz	Pass	Inf	39.49M	37.631M	39.71M	37.531M
6445MHz	Pass	Inf	39.38M	37.531M	39.6M	37.581M
6485MHz	Pass	Inf	39.6M	37.581M	39.93M	37.631M
6525MHz	Pass	Inf	39.49M	37.581M	39.38M	37.631M
6565MHz	Pass	Inf	39.6M	37.581M	39.49M	37.531M
6685MHz	Pass	Inf	40.37M	37.581M	40.04M	37.531M
6885MHz	Pass	Inf	39.71M	37.531M	39.49M	37.531M
6925MHz	Pass	Inf	39.82M	37.581M	39.6M	37.581M
7005MHz	Pass	Inf	40.26M	37.531M	39.38M	37.481M
7085MHz	Pass	Inf	39.82M	37.581M	39.82M	37.531M
802.11ax HEW80-BF_Nss1,(MCS0)_2TX	-	-	-	-	-	-
5985MHz	Pass	Inf	80.96M	76.562M	80.96M	76.862M
6225MHz	Pass	Inf	81.4M	76.762M	81.84M	77.061M
6385MHz	Pass	Inf	81.84M	77.061M	80.96M	77.061M
6465MHz	Pass	Inf	80.3M	77.061M	81.4M	76.862M
6545MHz	Pass	Inf	81.84M	77.061M	81.4M	77.061M
6625MHz	Pass	Inf	80.74M	77.161M	80.52M	77.061M
6705MHz	Pass	Inf	81.18M	77.061M	81.18M	76.862M
6785MHz	Pass	Inf	80.52M	77.061M	80.52M	76.962M
6865MHz	Pass	Inf	80.96M	76.962M	80.52M	77.161M
6945MHz	Pass	Inf	81.4M	77.061M	81.18M	77.161M
7025MHz	Pass	Inf	81.4M	77.161M	80.96M	76.862M
802.11ax HEW160-BF_Nss1,(MCS0)_2TX	-	-	-	-	-	-
6025MHz	Pass	Inf	227.92M	154.923M	213.84M	154.523M
6185MHz	Pass	Inf	161.92M	156.322M	238.92M	155.922M
6345MHz	Pass	Inf	282.48M	155.922M	237.16M	156.322M
6505MHz	Pass	Inf	162.36M	155.922M	265.32M	155.322M
6665MHz	Pass	Inf	259.16M	156.122M	161.04M	155.322M
6825MHz	Pass	Inf	272.8M	156.122M	276.32M	155.922M
6985MHz	Pass	Inf	308.44M	156.522M	282.48M	156.122M

Port X-N dB = Port X 6dB down bandwidth for 5.725-5.85GHz band / 26dB down bandwidth for other band
Port X-OBW = Port X 99% occupied bandwidth

5.925-6.425GHz_802.11ax HEW20-BF_Nss1,(MCS0)_2TX **EBW**

5935MHz

14/04/2023

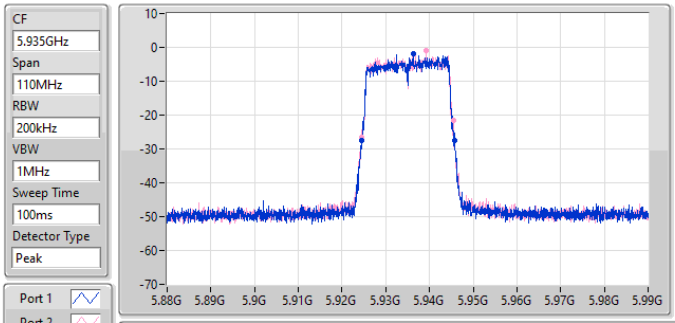

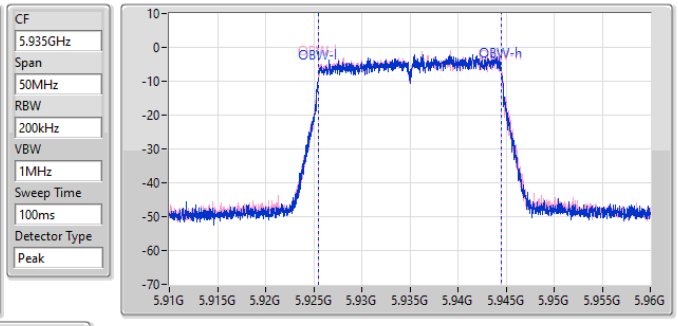

26dB(Hz)	Fl-26dB(Hz)	Fh-26dB(Hz)	OBW(Hz)	Fl-OBW(Hz)	Fh-OBW(Hz)	Limit(Hz)	Port
21.395M	5.924385G	5.94578G	19.015M	5.92553G	5.944545G	Inf	1
21.01M	5.924495G	5.945505G	19.015M	5.92553G	5.944545G	Inf	2

5.925-6.425GHz_802.11ax HEW20-BF_Nss1,(MCS0)_2TX **EBW**

5955MHz

17/04/2023

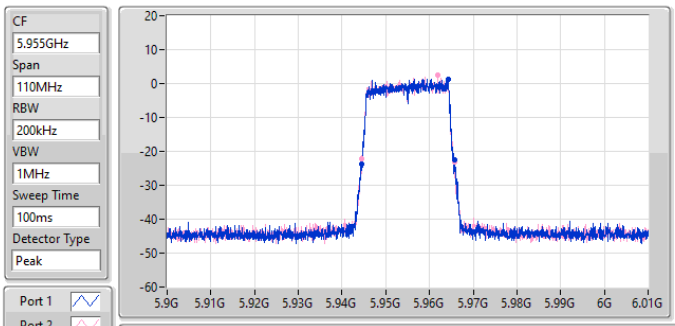

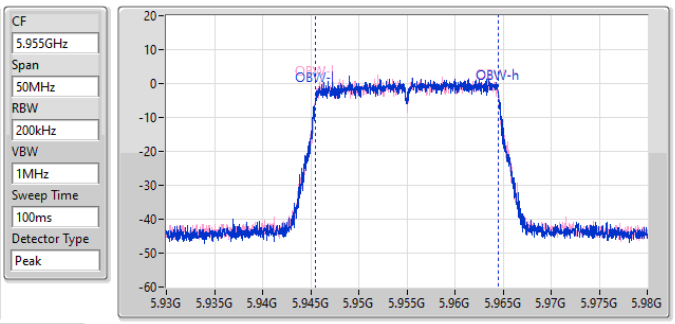

26dB(Hz)	Fl-26dB(Hz)	Fh-26dB(Hz)	OBW(Hz)	Fl-OBW(Hz)	Fh-OBW(Hz)	Limit(Hz)	Port
21.45M	5.944385G	5.965835G	19.015M	5.94553G	5.964545G	Inf	1
21.12M	5.94455G	5.96567G	19.015M	5.94553G	5.964545G	Inf	2

5.925-6.425GHz_802.11ax HEW20-BF_Nss1,(MCS0)_2TX **EBW**

6195MHz

17/04/2023

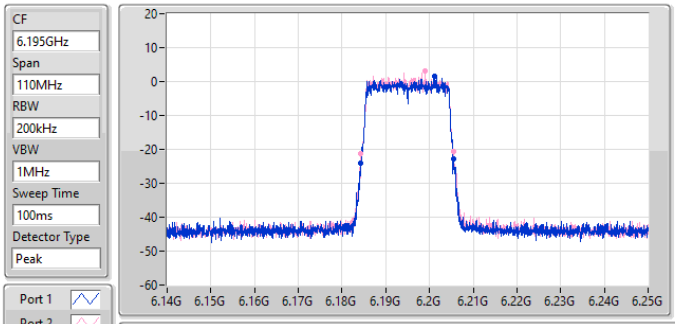

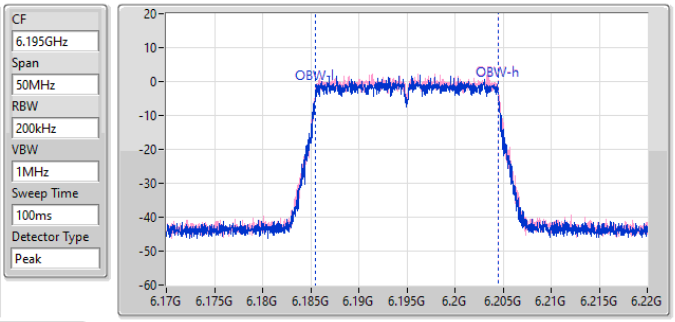

26dB(Hz)	Fl-26dB(Hz)	Fh-26dB(Hz)	OBW(Hz)	Fl-OBW(Hz)	Fh-OBW(Hz)	Limit(Hz)	Port
21.285M	6.18422G	6.205505G	19.015M	6.18548G	6.204495G	Inf	1
21.175M	6.18433G	6.205505G	19.04M	6.18548G	6.20452G	Inf	2

5.925-6.425GHz_802.11ax HEW20-BF_Nss1,(MCS0)_2TX **EBW**

6415MHz

17/04/2023

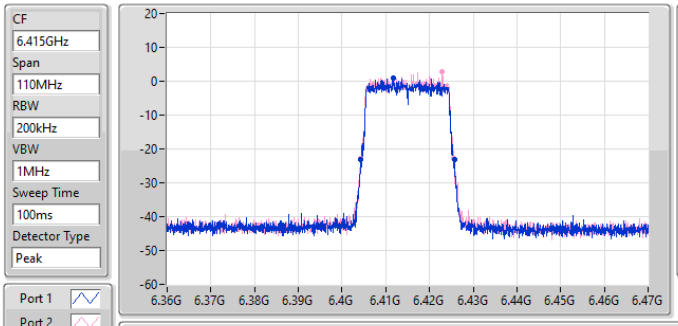

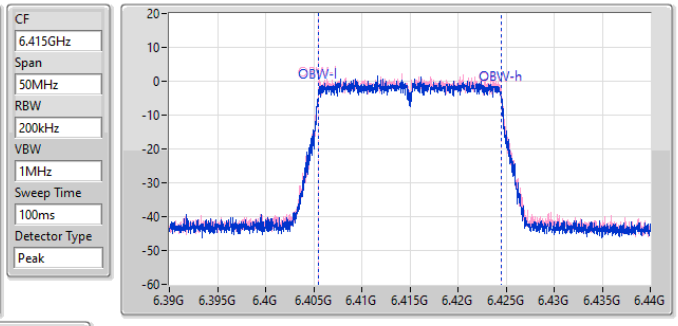

26dB(Hz)	Fl-26dB(Hz)	Fh-26dB(Hz)	OBW(Hz)	Fl-OBW(Hz)	Fh-OBW(Hz)	Limit(Hz)	Port
21.395M	6.40433G	6.425725G	19.015M	6.40548G	6.424495G	Inf	1
21.23M	6.40433G	6.42556G	19.015M	6.405505G	6.42452G	Inf	2

6.425-6.525GHz_802.11ax HEW20-BF_Nss1,(MCS0)_2TX **EBW**

6435MHz

17/04/2023

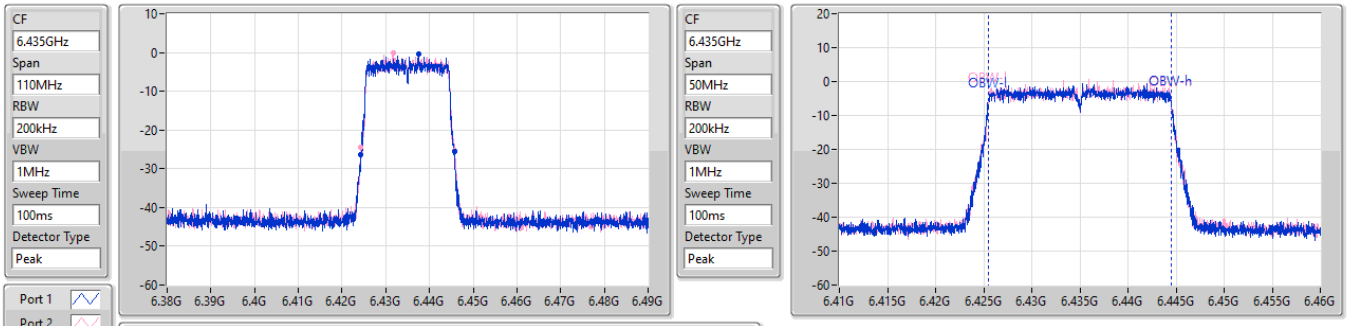

26dB(Hz)	Fl-26dB(Hz)	Fh-26dB(Hz)	OBW(Hz)	Fl-OBW(Hz)	Fh-OBW(Hz)	Limit(Hz)	Port
21.505M	6.42422G	6.445725G	19.04M	6.42548G	6.44452G	Inf	1
21.45M	6.424275G	6.445725G	19.015M	6.425505G	6.44452G	Inf	2

6.425-6.525GHz_802.11ax HEW20-BF_Nss1,(MCS0)_2TX **EBW**

6475MHz

17/04/2023

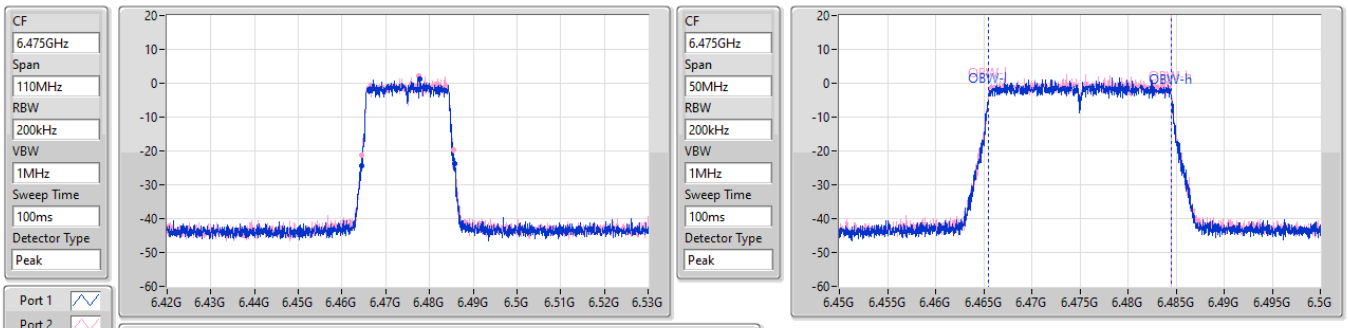

26dB(Hz)	Fl-26dB(Hz)	Fh-26dB(Hz)	OBW(Hz)	Fl-OBW(Hz)	Fh-OBW(Hz)	Limit(Hz)	Port
21.34M	6.46444G	6.48578G	19.04M	6.46548G	6.48452G	Inf	1
21.065M	6.46455G	6.485615G	19.015M	6.465505G	6.48452G	Inf	2

6.425-6.525GHz_802.11ax HEW20-BF_Nss1,(MCS0)_2TX **EBW**

6515MHz

17/04/2023

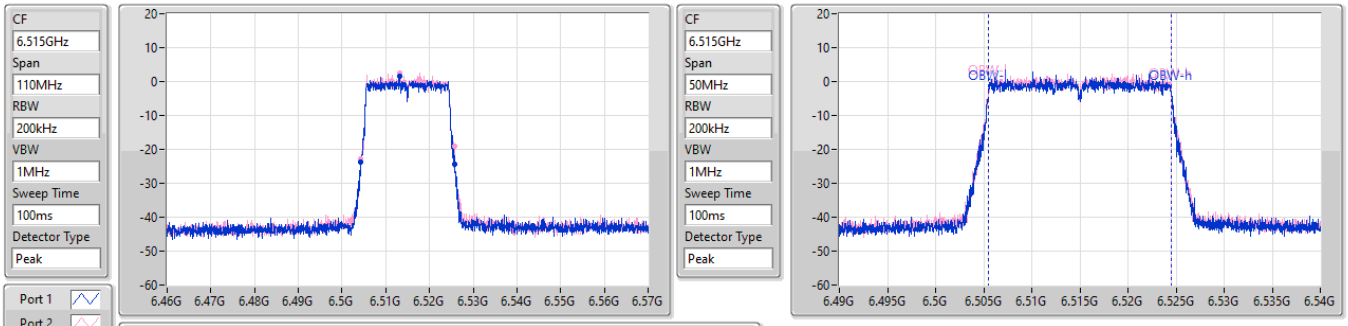

26dB(Hz)	Fl-26dB(Hz)	Fh-26dB(Hz)	OBW(Hz)	Fl-OBW(Hz)	Fh-OBW(Hz)	Limit(Hz)	Port
21.505M	6.50433G	6.525835G	19.065M	6.50548G	6.524545G	Inf	1
21.505M	6.50422G	6.525725G	19.015M	6.505505G	6.52452G	Inf	2

6.525-6.875GHz_802.11ax HEW20-BF_Nss1,(MCS0)_2TX **EBW**

6535MHz

17/04/2023

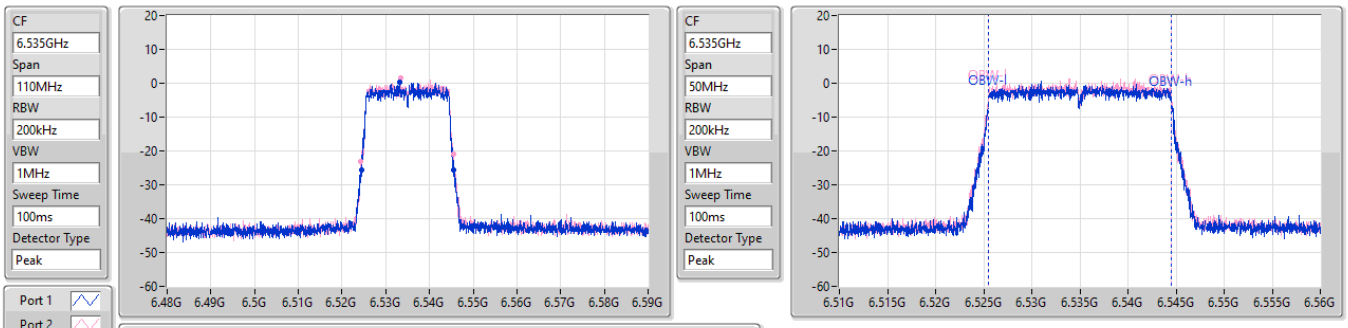

26dB(Hz)	Fl-26dB(Hz)	Fh-26dB(Hz)	OBW(Hz)	Fl-OBW(Hz)	Fh-OBW(Hz)	Limit(Hz)	Port
21.175M	6.524385G	6.54556G	19.015M	6.525505G	6.54452G	Inf	1
21.12M	6.52433G	6.54545G	19.04M	6.52548G	6.54452G	Inf	2

6.525-6.875GHz_802.11ax HEW20-BF_Nss1,(MCS0)_2TX **EBW**

6695MHz

17/04/2023

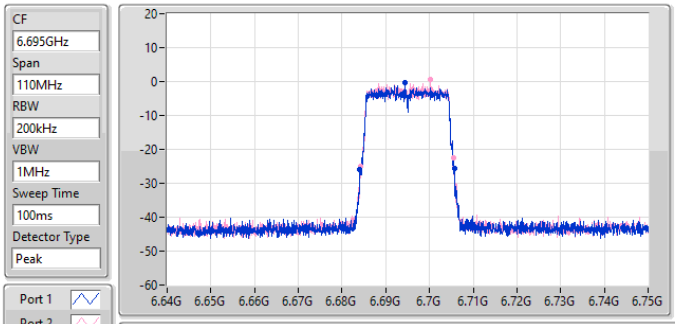

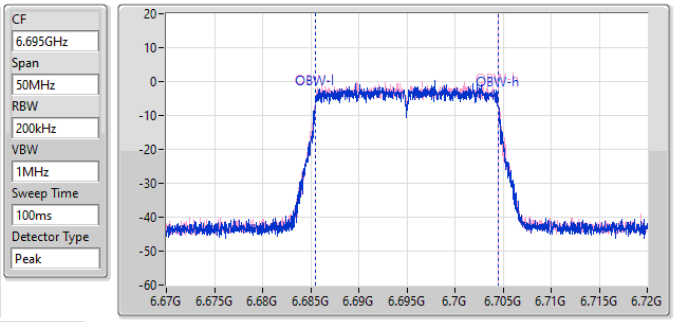

26dB(Hz)	Fl-26dB(Hz)	Fh-26dB(Hz)	OBW(Hz)	Fl-OBW(Hz)	Fh-OBW(Hz)	Limit(Hz)	Port
21.67M	6.68411G	6.70578G	18.991M	6.685505G	6.704495G	Inf	1
21.23M	6.68433G	6.70556G	18.991M	6.68548G	6.70447G	Inf	2

6.525-6.875GHz_802.11ax HEW20-BF_Nss1,(MCS0)_2TX **EBW**

6875MHz

17/04/2023

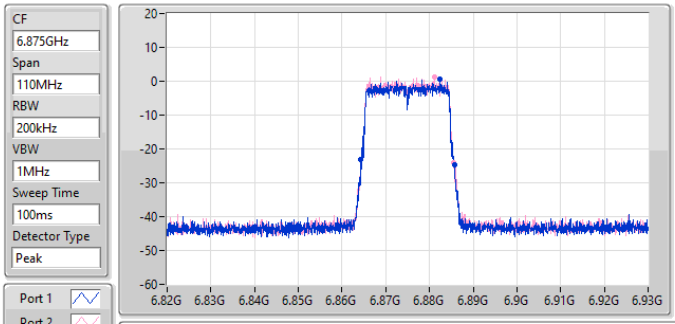

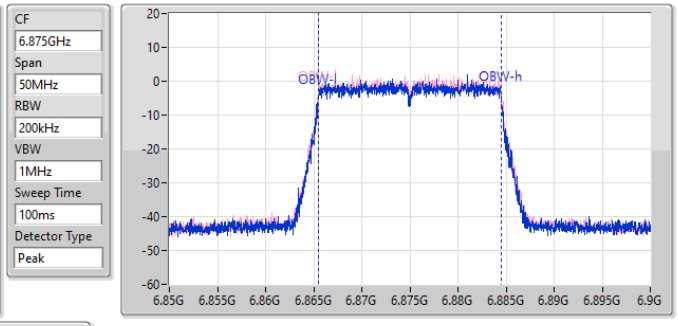

26dB(Hz)	Fl-26dB(Hz)	Fh-26dB(Hz)	OBW(Hz)	Fl-OBW(Hz)	Fh-OBW(Hz)	Limit(Hz)	Port
21.45M	6.86433G	6.88578G	19.015M	6.86548G	6.884495G	Inf	1
21.395M	6.86422G	6.885615G	19.04M	6.86548G	6.88452G	Inf	2

6.875-7.125GHz_802.11ax HEW20-BF_Nss1,(MCS0)_2TX **EBW**

6895MHz

17/04/2023

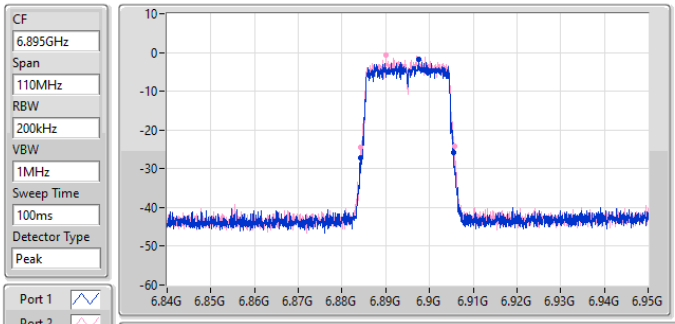

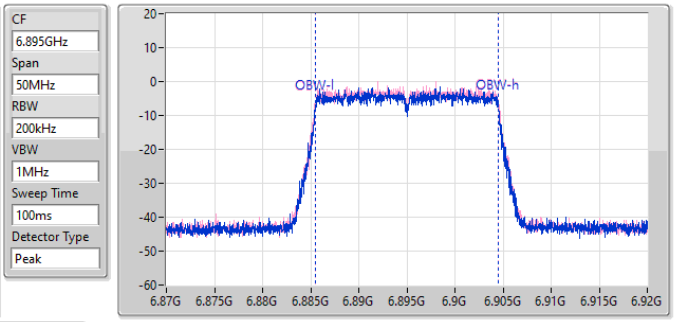

26dB(Hz)	Fl-26dB(Hz)	Fh-26dB(Hz)	OBW(Hz)	Fl-OBW(Hz)	Fh-OBW(Hz)	Limit(Hz)	Port
21.395M	6.884165G	6.90556G	19.015M	6.885505G	6.90452G	Inf	1
21.34M	6.88433G	6.90567G	19.04M	6.88548G	6.90452G	Inf	2

6.875-7.125GHz_802.11ax HEW20-BF_Nss1,(MCS0)_2TX **EBW**

6995MHz

17/04/2023

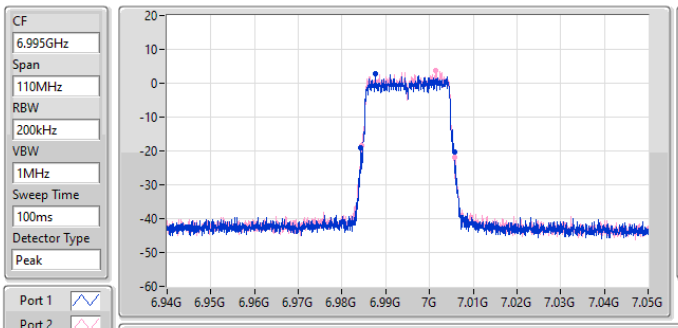

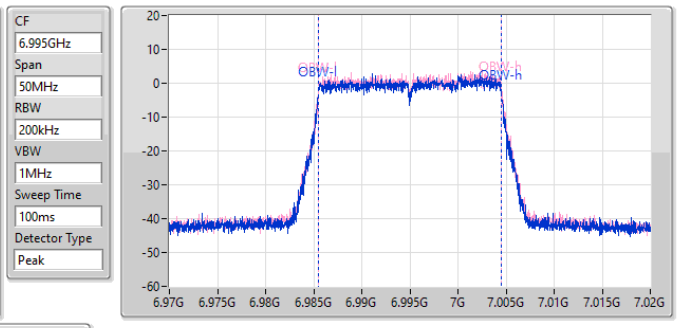

26dB(Hz)	Fl-26dB(Hz)	Fh-26dB(Hz)	OBW(Hz)	Fl-OBW(Hz)	Fh-OBW(Hz)	Limit(Hz)	Port
21.45M	6.98433G	7.00578G	19.04M	6.985505G	7.004545G	Inf	1
21.34M	6.984385G	7.005725G	19.04M	6.985505G	7.004545G	Inf	2

6.875-7.125GHz_802.11ax HEW20-BF_Nss1,(MCS0)_2TX **EBW**

7095MHz

17/04/2023

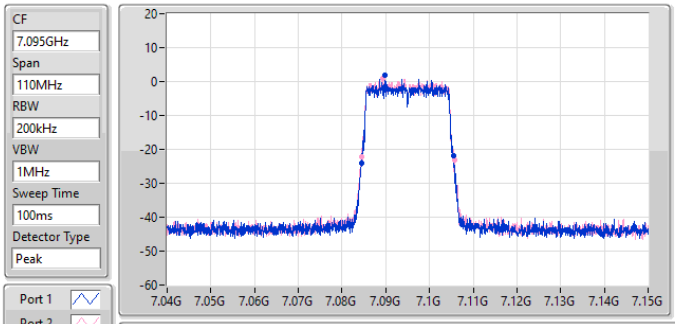

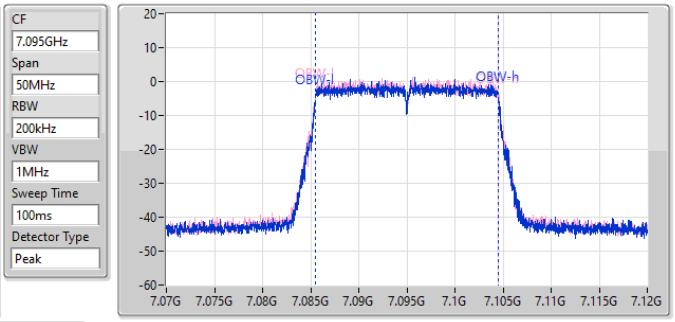

26dB(Hz)	Fl-26dB(Hz)	Fh-26dB(Hz)	OBW(Hz)	Fl-OBW(Hz)	Fh-OBW(Hz)	Limit(Hz)	Port
21.23M	7.084385G	7.105615G	19.04M	7.08548G	7.10452G	Inf	1
21.285M	7.084385G	7.10567G	19.015M	7.085505G	7.10452G	Inf	2

6.875-7.125GHz_802.11ax HEW20-BF_Nss1,(MCS0)_2TX **EBW**

7115MHz

13/04/2023

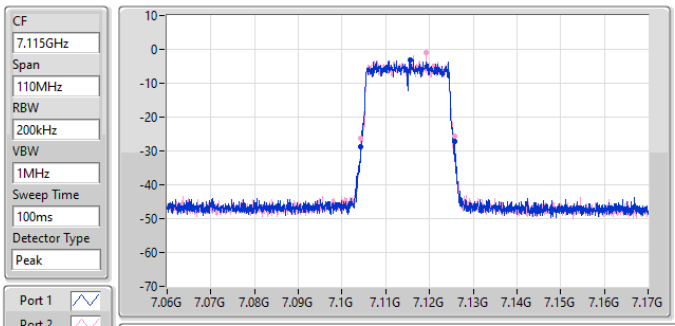

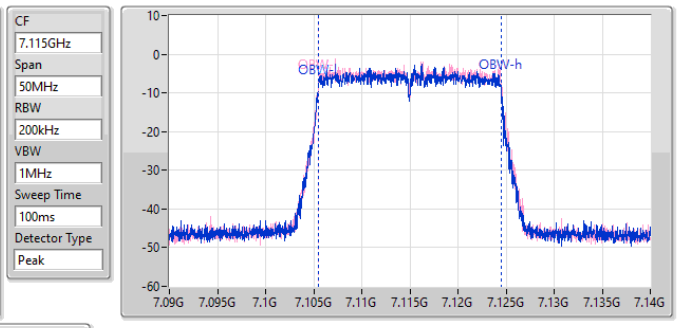

26dB(Hz)	Fl-26dB(Hz)	Fh-26dB(Hz)	OBW(Hz)	Fl-OBW(Hz)	Fh-OBW(Hz)	Limit(Hz)	Port
21.34M	7.10433G	7.12567G	19.015M	7.105455G	7.12447G	Inf	1
21.395M	7.104275G	7.12567G	19.015M	7.10548G	7.124495G	Inf	2

5.925-6.425GHz_802.11ax HEW40-BF_Nss1,(MCS0)_2TX **EBW**

5965MHz

17/04/2023

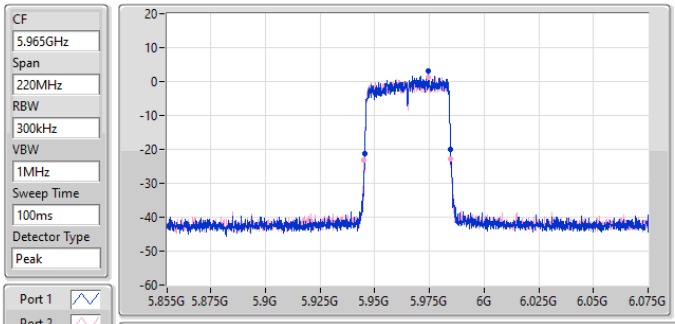

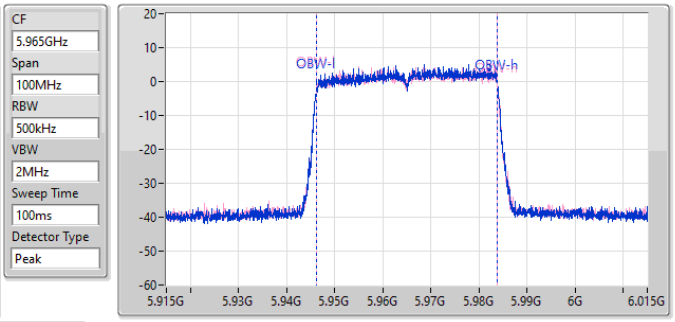

26dB(Hz)	Fl-26dB(Hz)	Fh-26dB(Hz)	OBW(Hz)	Fl-OBW(Hz)	Fh-OBW(Hz)	Limit(Hz)	Port
39.27M	5.94553G	5.9848G	37.581M	5.946259G	5.983841G	Inf	1
39.93M	5.94487G	5.9848G	37.481M	5.946309G	5.983791G	Inf	2

5.925-6.425GHz_802.11ax HEW40-BF_Nss1,(MCS0)_2TX **EBW**

6205MHz

17/04/2023

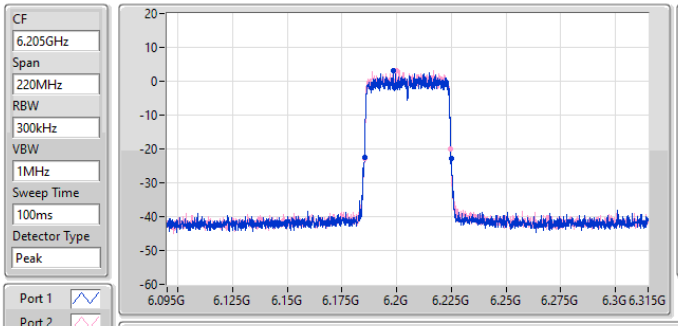

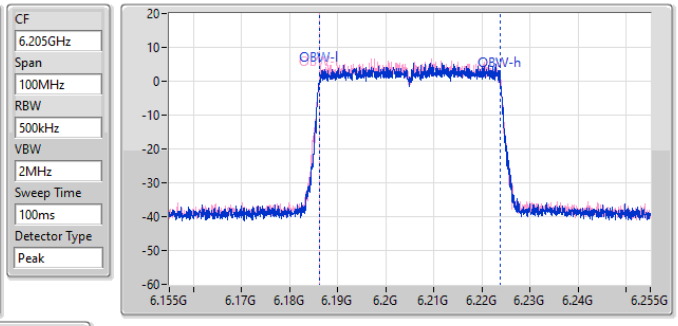

26dB(Hz)	Fl-26dB(Hz)	Fh-26dB(Hz)	OBW(Hz)	Fl-OBW(Hz)	Fh-OBW(Hz)	Limit(Hz)	Port
39.71M	6.1852G	6.22491G	37.631M	6.186159G	6.223791G	Inf	1
39.49M	6.18531G	6.2248G	37.581M	6.186209G	6.223791G	Inf	2

5.925-6.425GHz_802.11ax HEW40-BF_Nss1,(MCS0)_2TX **EBW**

6405MHz

17/04/2023

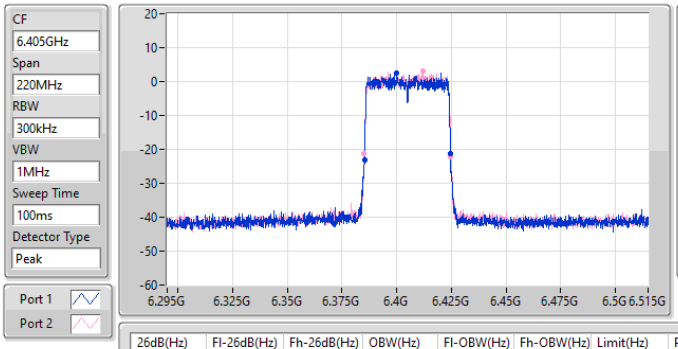

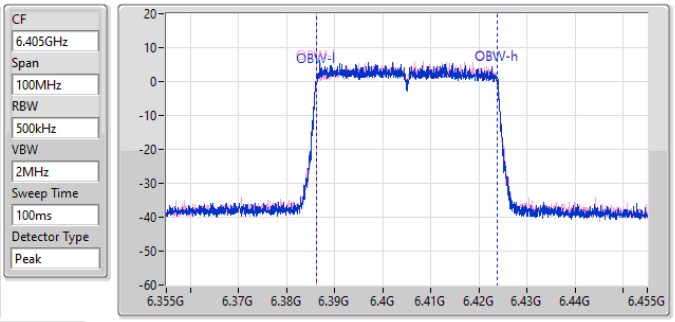

26dB(Hz)	Fl-26dB(Hz)	Fh-26dB(Hz)	OBW(Hz)	Fl-OBW(Hz)	Fh-OBW(Hz)	Limit(Hz)	Port
39.49M	6.3852G	6.42469G	37.631M	6.386109G	6.423741G	Inf	1
39.71M	6.38509G	6.4248G	37.531M	6.386209G	6.423741G	Inf	2

6.425-6.525GHz_802.11ax HEW40-BF_Nss1,(MCS0)_2TX **EBW**

6445MHz

17/04/2023

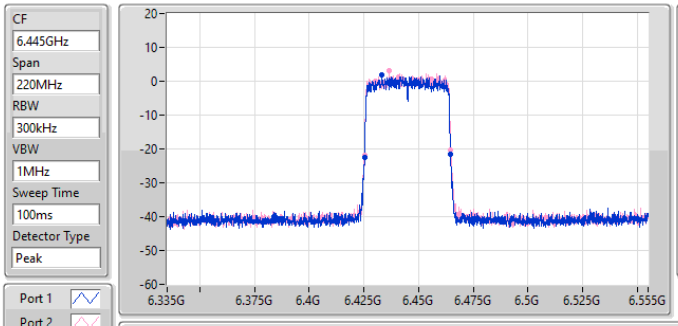

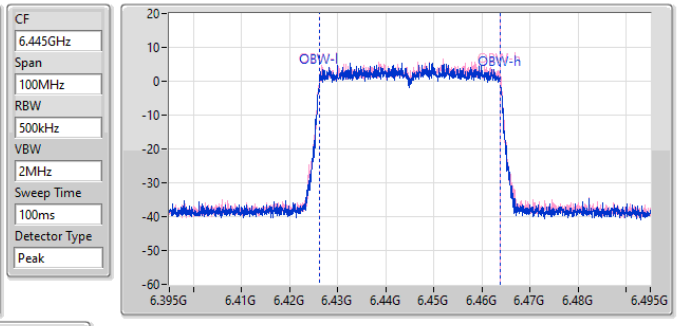

26dB(Hz)	Fl-26dB(Hz)	Fh-26dB(Hz)	OBW(Hz)	Fl-OBW(Hz)	Fh-OBW(Hz)	Limit(Hz)	Port
39.38M	6.42531G	6.46469G	37.531M	6.426209G	6.463741G	Inf	1
39.6M	6.4252G	6.4648G	37.581M	6.426259G	6.463841G	Inf	2

6.425-6.525GHz_802.11ax HEW40-BF_Nss1,(MCS0)_2TX **EBW**

6485MHz

17/04/2023

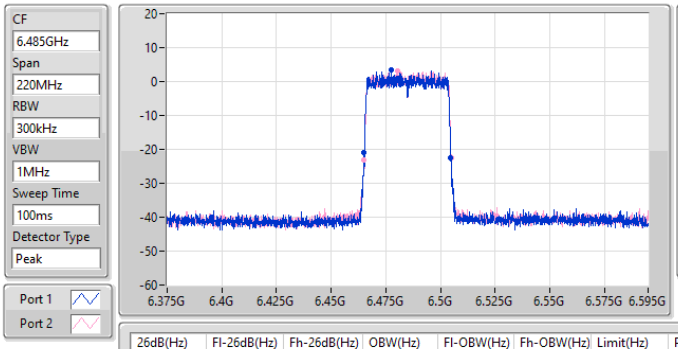

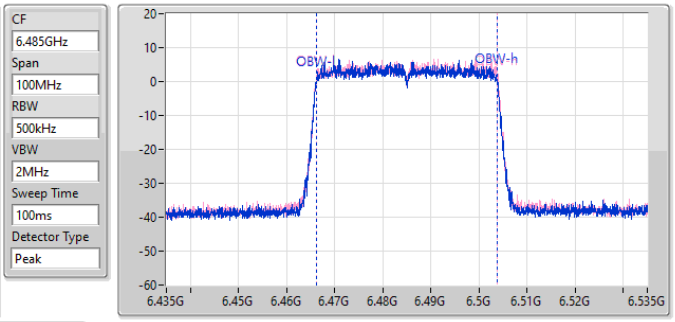

26dB(Hz)	Fl-26dB(Hz)	Fh-26dB(Hz)	OBW(Hz)	Fl-OBW(Hz)	Fh-OBW(Hz)	Limit(Hz)	Port
39.6M	6.46509G	6.50469G	37.581M	6.466209G	6.503791G	Inf	1
39.93M	6.46498G	6.50491G	37.631M	6.466209G	6.503841G	Inf	2

6.425-6.525GHz_802.11ax HEW40-BF_Nss1,(MCS0)_2TX **EBW**

6525MHz

17/04/2023

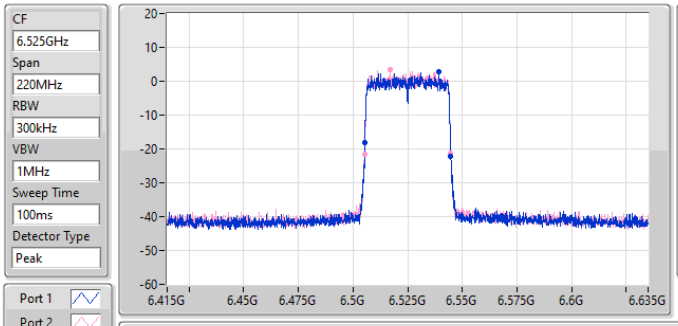

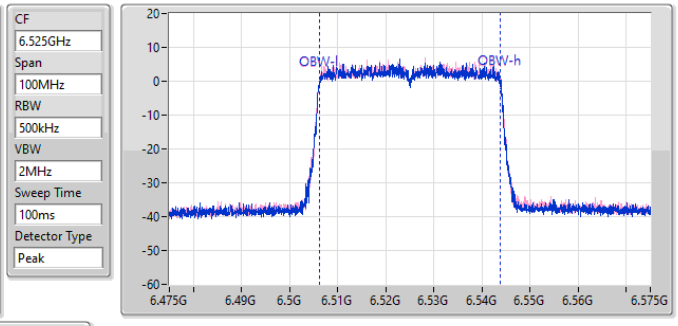

26dB(Hz)	Fl-26dB(Hz)	Fh-26dB(Hz)	OBW(Hz)	Fl-OBW(Hz)	Fh-OBW(Hz)	Limit(Hz)	Port
39.49M	6.50531G	6.5448G	37.581M	6.506209G	6.543791G	Inf	1
39.38M	6.50542G	6.5448G	37.631M	6.506209G	6.543841G	Inf	2

6.525-6.875GHz_802.11ax HEW40-BF_Nss1,(MCS0)_2TX **EBW**

6565MHz

17/04/2023

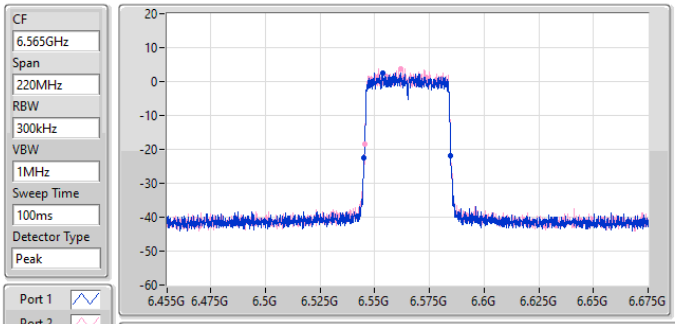

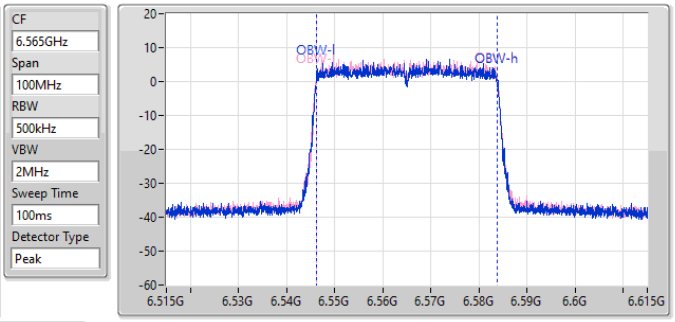

26dB(Hz)	Fl-26dB(Hz)	Fh-26dB(Hz)	OBW(Hz)	Fl-OBW(Hz)	Fh-OBW(Hz)	Limit(Hz)	Port
39.6M	6.54509G	6.58469G	37.581M	6.546209G	6.583791G	Inf	1
39.49M	6.54531G	6.5848G	37.531M	6.546209G	6.583741G	Inf	2

6.525-6.875GHz_802.11ax HEW40-BF_Nss1,(MCS0)_2TX **EBW**

6685MHz

17/04/2023

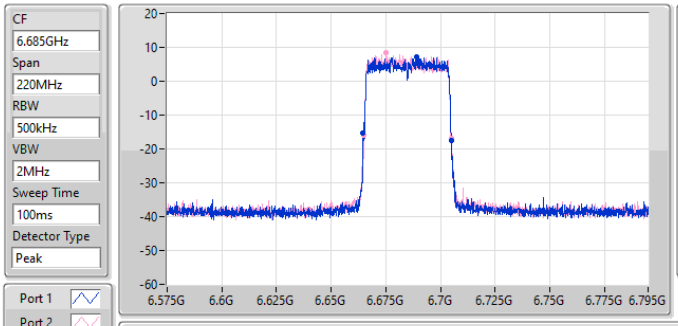

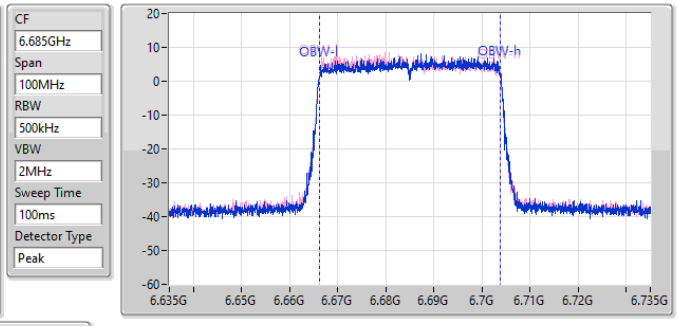

26dB(Hz)	Fl-26dB(Hz)	Fh-26dB(Hz)	OBW(Hz)	Fl-OBW(Hz)	Fh-OBW(Hz)	Limit(Hz)	Port
40.37M	6.66454G	6.70491G	37.581M	6.666259G	6.703841G	Inf	1
40.04M	6.66487G	6.70491G	37.531M	6.666209G	6.703741G	Inf	2

6.525-6.875GHz_802.11ax HEW40-BF_Nss1,(MCS0)_2TX **EBW**

6885MHz

17/04/2023

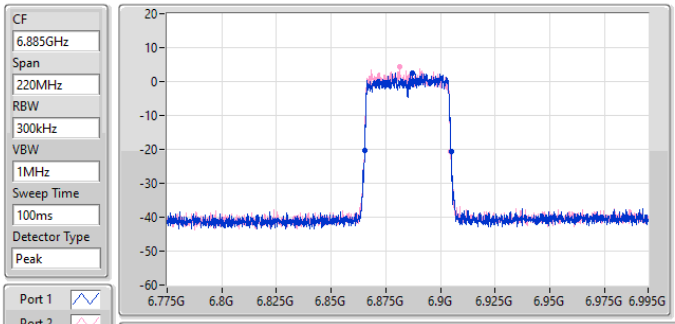

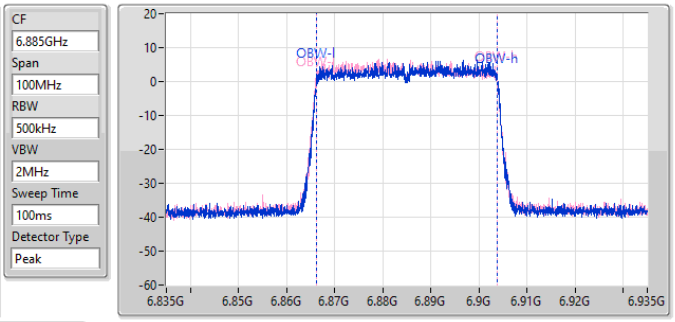

26dB(Hz)	Fl-26dB(Hz)	Fh-26dB(Hz)	OBW(Hz)	Fl-OBW(Hz)	Fh-OBW(Hz)	Limit(Hz)	Port
39.71M	6.8652G	6.90491G	37.531M	6.866309G	6.903841G	Inf	1
39.49M	6.86531G	6.9048G	37.531M	6.866209G	6.903741G	Inf	2

6.875-7.125GHz_802.11ax HEW40-BF_Nss1,(MCS0)_2TX **EBW**

6925MHz

17/04/2023

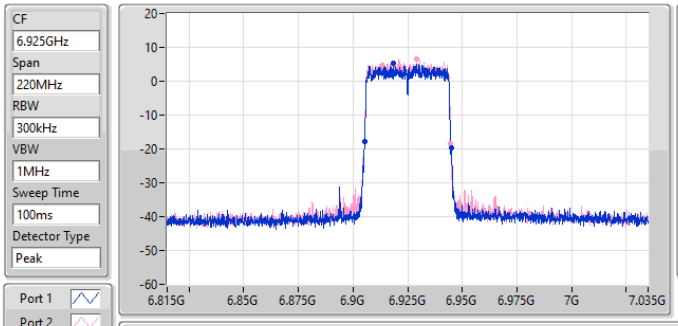

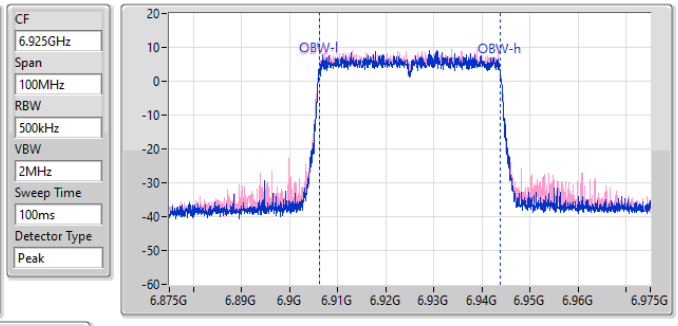

26dB(Hz)	Fl-26dB(Hz)	Fh-26dB(Hz)	OBW(Hz)	Fl-OBW(Hz)	Fh-OBW(Hz)	Limit(Hz)	Port
39.82M	6.9052G	6.94502G	37.581M	6.906159G	6.943741G	Inf	1
39.6M	6.9052G	6.9448G	37.581M	6.906159G	6.943741G	Inf	2

6.875-7.125GHz_802.11ax HEW40-BF_Nss1,(MCS0)_2TX **EBW**

7005MHz

17/04/2023

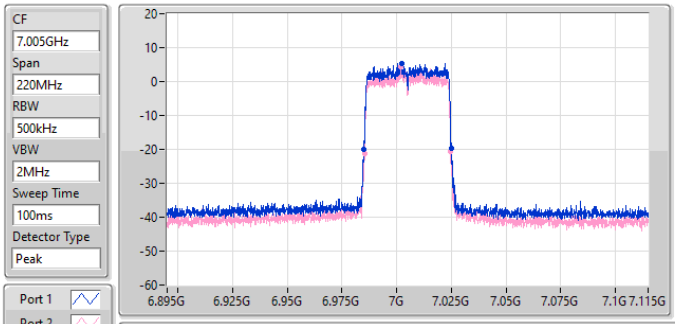

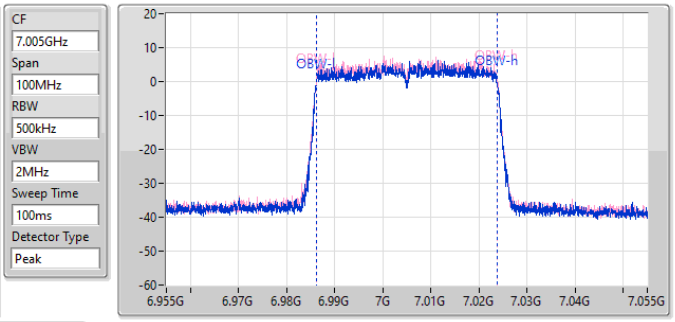

26dB(Hz)	Fl-26dB(Hz)	Fh-26dB(Hz)	OBW(Hz)	Fl-OBW(Hz)	Fh-OBW(Hz)	Limit(Hz)	Port
40.26M	6.98487G	7.02513G	37.531M	6.986209G	7.023741G	Inf	1
39.38M	6.98531G	7.02469G	37.481M	6.986259G	7.023741G	Inf	2

6.875-7.125GHz_802.11ax HEW40-BF_Nss1,(MCS0)_2TX **EBW**

7085MHz

17/04/2023

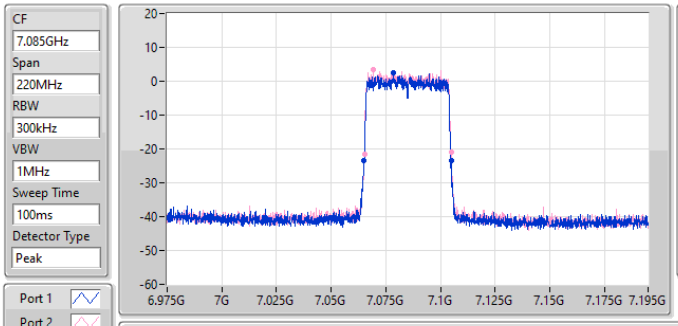

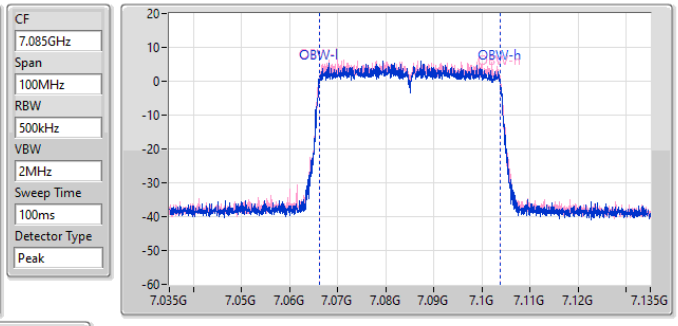

26dB(Hz)	Fl-26dB(Hz)	Fh-26dB(Hz)	OBW(Hz)	Fl-OBW(Hz)	Fh-OBW(Hz)	Limit(Hz)	Port
39.82M	7.06509G	7.10491G	37.581M	7.066209G	7.103791G	Inf	1
39.82M	7.0652G	7.10502G	37.531M	7.066209G	7.103741G	Inf	2

5.925-6.425GHz_802.11ax HEW80-BF_Nss1,(MCS0)_2TX **EBW**

5985MHz

17/04/2023

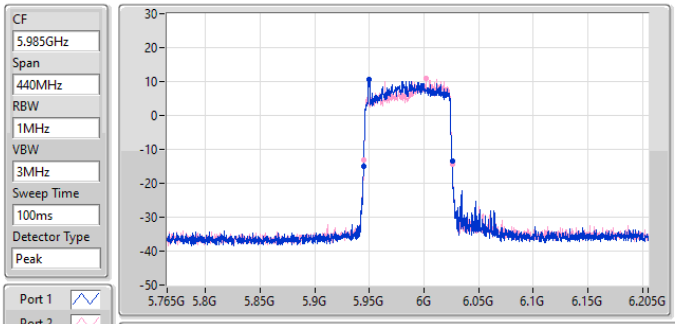

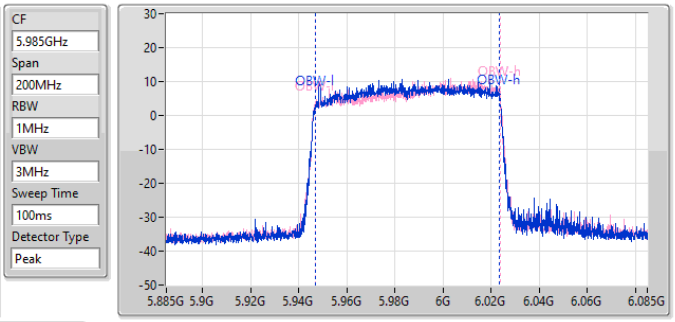

26dB(Hz)	Fl-26dB(Hz)	Fh-26dB(Hz)	OBW(Hz)	Fl-OBW(Hz)	Fh-OBW(Hz)	Limit(Hz)	Port
80.96M	5.94474G	6.0257G	76.562M	5.947019G	6.023581G	Inf	1
80.96M	5.94474G	6.0257G	76.862M	5.946919G	6.023781G	Inf	2

5.925-6.425GHz_802.11ax HEW80-BF_Nss1,(MCS0)_2TX **EBW**

6225MHz

17/04/2023

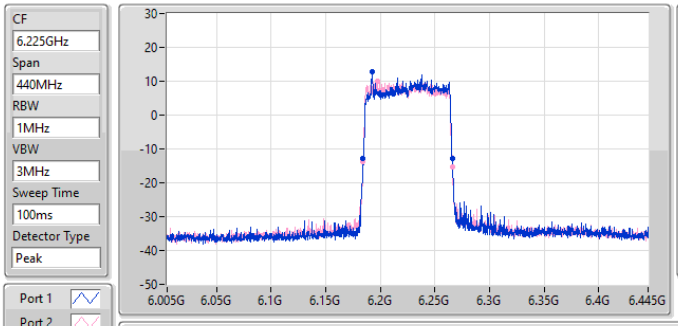

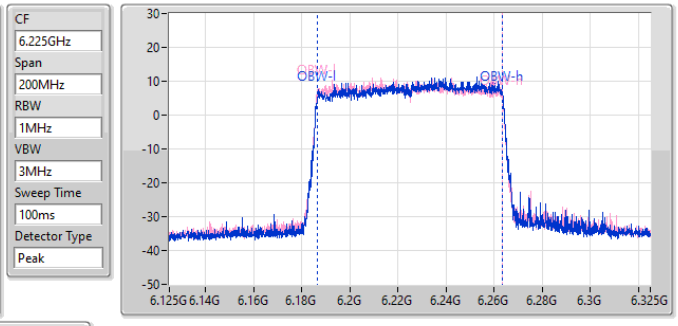

26dB(Hz)	Fl-26dB(Hz)	Fh-26dB(Hz)	OBW(Hz)	Fl-OBW(Hz)	Fh-OBW(Hz)	Limit(Hz)	Port
81.4M	6.1843G	6.2657G	76.762M	6.186719G	6.263481G	Inf	1
81.84M	6.18408G	6.26592G	77.061M	6.186419G	6.263481G	Inf	2

5.925-6.425GHz_802.11ax HEW80-BF_Nss1,(MCS0)_2TX **EBW**

6385MHz

17/04/2023

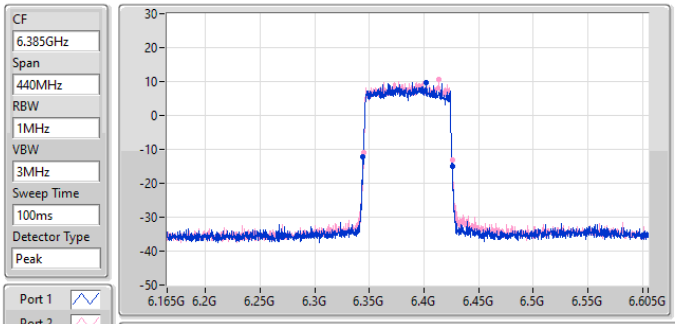

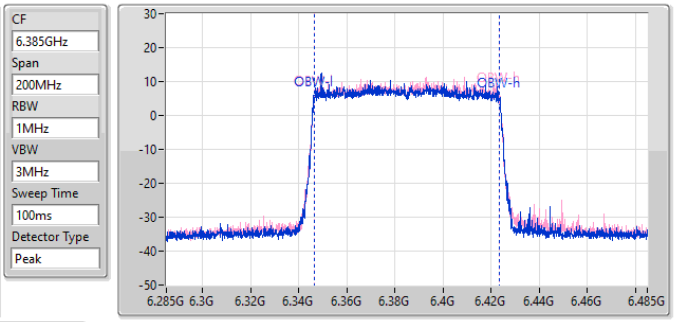

26dB(Hz)	Fl-26dB(Hz)	Fh-26dB(Hz)	OBW(Hz)	Fl-OBW(Hz)	Fh-OBW(Hz)	Limit(Hz)	Port
81.84M	6.34386G	6.4257G	77.061M	6.346419G	6.423481G	Inf	1
80.96M	6.34474G	6.4257G	77.061M	6.346519G	6.423581G	Inf	2

6.425-6.525GHz_802.11ax HEW80-BF_Nss1,(MCS0)_2TX **EBW**

6465MHz

17/04/2023

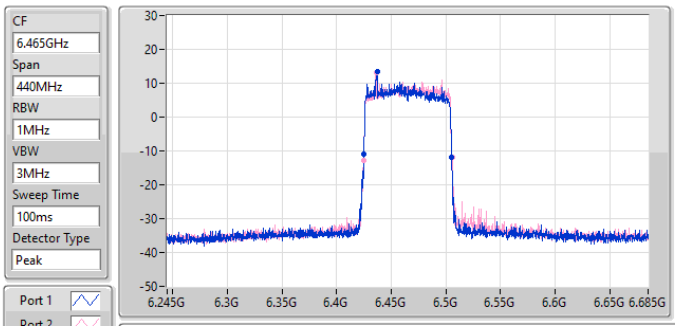

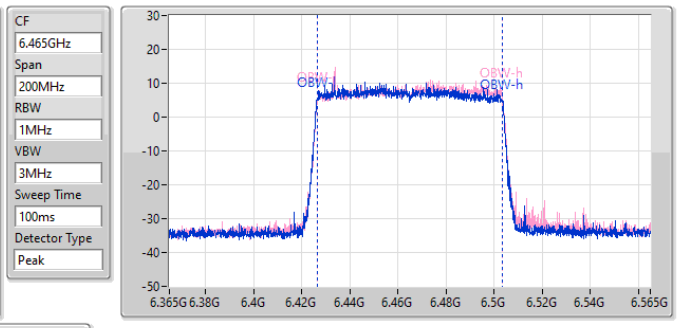

26dB(Hz)	Fl-26dB(Hz)	Fh-26dB(Hz)	OBW(Hz)	Fl-OBW(Hz)	Fh-OBW(Hz)	Limit(Hz)	Port
80.3M	6.42474G	6.50504G	77.061M	6.426419G	6.503481G	Inf	1
81.4M	6.42452G	6.50592G	76.862M	6.426619G	6.503481G	Inf	2

6.425-6.525GHz_802.11ax HEW80-BF_Nss1,(MCS0)_2TX **EBW**

6545MHz

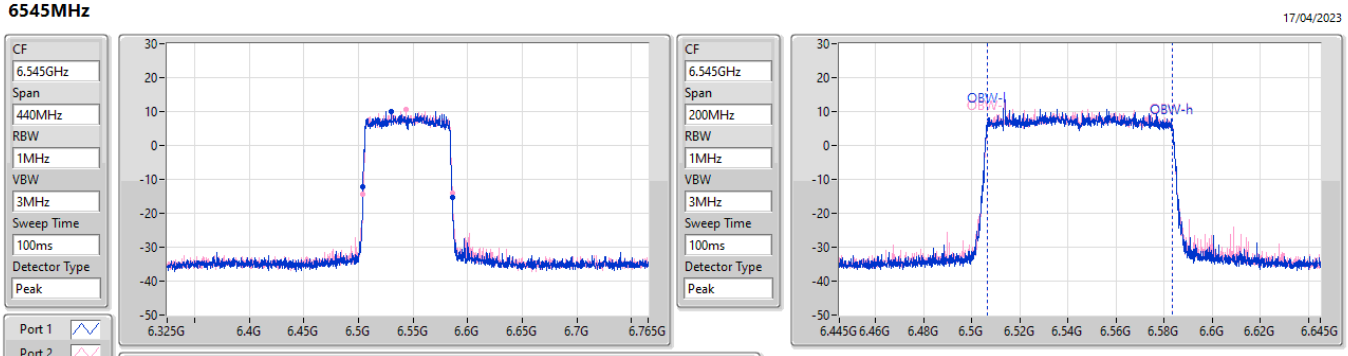

26dB(Hz)	Fl-26dB(Hz)	Fh-26dB(Hz)	OBW(Hz)	Fl-OBW(Hz)	Fh-OBW(Hz)	Limit(Hz)	Port
81.84M	6.50408G	6.58592G	77.061M	6.506419G	6.583481G	Inf	1
81.4M	6.5043G	6.5857G	77.061M	6.506419G	6.583481G	Inf	2

6.525-6.875GHz_802.11ax HEW80-BF_Nss1,(MCS0)_2TX **EBW**

6625MHz

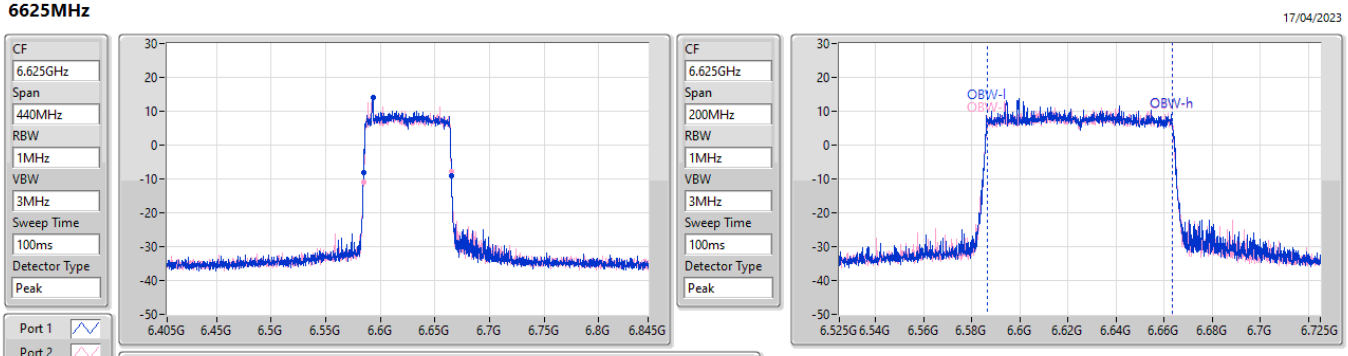

26dB(Hz)	Fl-26dB(Hz)	Fh-26dB(Hz)	OBW(Hz)	Fl-OBW(Hz)	Fh-OBW(Hz)	Limit(Hz)	Port
80.74M	6.58452G	6.66526G	77.161M	6.586319G	6.663481G	Inf	1
80.52M	6.58452G	6.66504G	77.061M	6.586519G	6.663581G	Inf	2

6.525-6.875GHz_802.11ax HEW80-BF_Nss1,(MCS0)_2TX **EBW**

6705MHz

17/04/2023

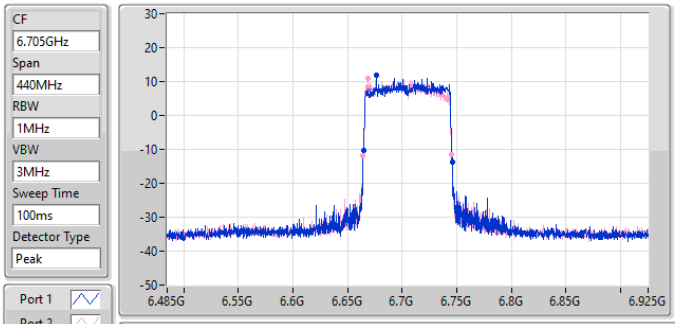

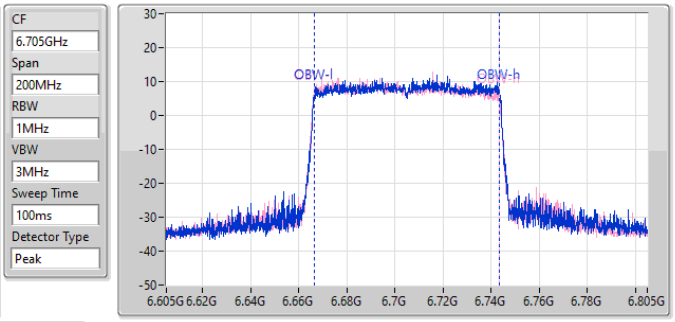

26dB(Hz)	Fl-26dB(Hz)	Fh-26dB(Hz)	OBW(Hz)	Fl-OBW(Hz)	Fh-OBW(Hz)	Limit(Hz)	Port
81.18M	6.66452G	6.7457G	77.061M	6.666519G	6.743581G	Inf	1
81.18M	6.6643G	6.74548G	76.862M	6.666419G	6.743281G	Inf	2

6.525-6.875GHz_802.11ax HEW80-BF_Nss1,(MCS0)_2TX **EBW**

6785MHz

17/04/2023

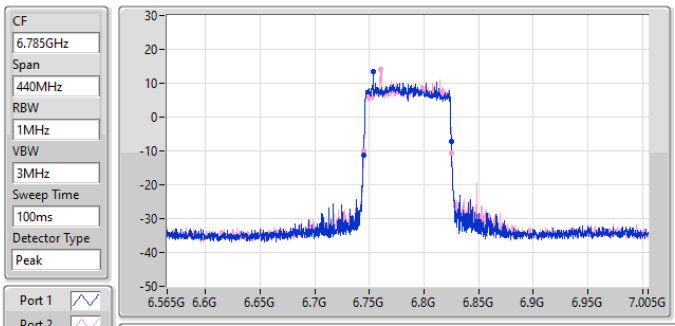

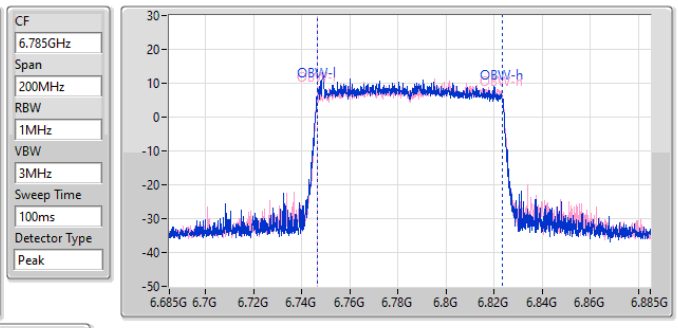

26dB(Hz)	Fl-26dB(Hz)	Fh-26dB(Hz)	OBW(Hz)	Fl-OBW(Hz)	Fh-OBW(Hz)	Limit(Hz)	Port
80.52M	6.74452G	6.82504G	77.061M	6.746419G	6.823481G	Inf	1
80.52M	6.74474G	6.82526G	76.962M	6.746619G	6.823581G	Inf	2

6.525-6.875GHz_802.11ax HEW80-BF_Nss1,(MCS0)_2TX **EBW**

6865MHz

17/04/2023

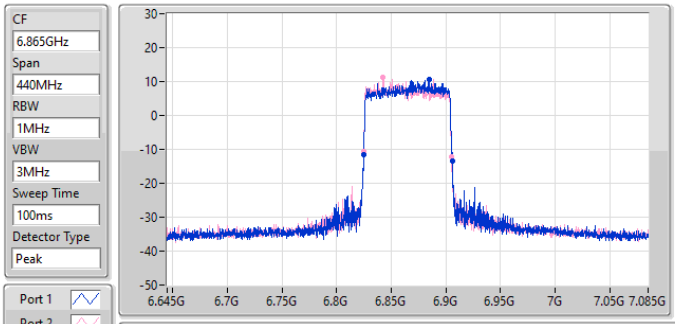

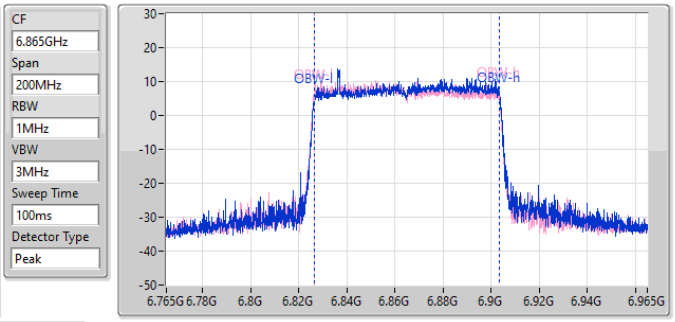

26dB(Hz)	Fl-26dB(Hz)	Fh-26dB(Hz)	OBW(Hz)	Fl-OBW(Hz)	Fh-OBW(Hz)	Limit(Hz)	Port
80.96M	6.82474G	6.9057G	76.962M	6.826619G	6.903581G	Inf	1
80.52M	6.82474G	6.90526G	77.161M	6.826319G	6.903481G	Inf	2

6.875-7.125GHz_802.11ax HEW80-BF_Nss1,(MCS0)_2TX **EBW**

6945MHz

17/04/2023

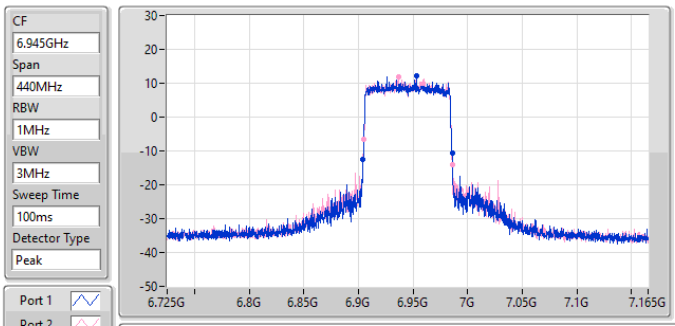

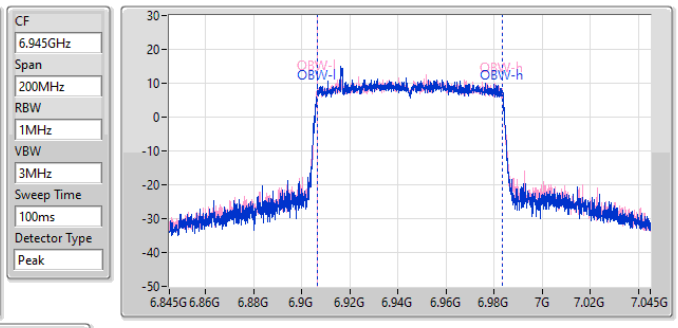

26dB(Hz)	Fl-26dB(Hz)	Fh-26dB(Hz)	OBW(Hz)	Fl-OBW(Hz)	Fh-OBW(Hz)	Limit(Hz)	Port
81.4M	6.9043G	6.9857G	77.061M	6.906419G	6.983481G	Inf	1
81.18M	6.90452G	6.9857G	77.161M	6.906419G	6.983581G	Inf	2

6.875-7.125GHz_802.11ax HEW80-BF_Nss1,(MCS0)_2TX **EBW**

7025MHz

17/04/2023

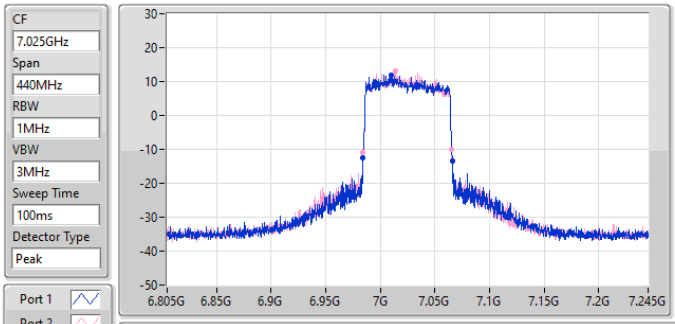

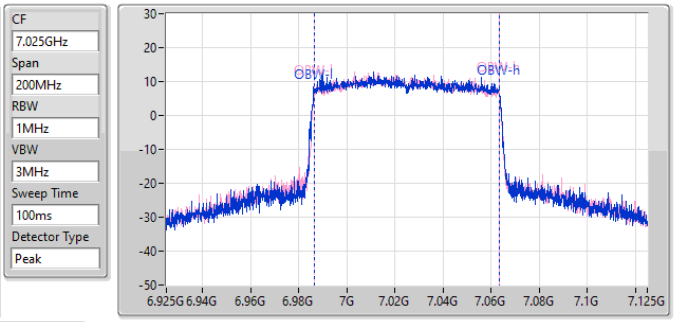

26dB(Hz)	Fl-26dB(Hz)	Fh-26dB(Hz)	OBW(Hz)	Fl-OBW(Hz)	Fh-OBW(Hz)	Limit(Hz)	Port
81.4M	6.9843G	7.0657G	77.161M	6.986319G	7.063481G	Inf	1
80.96M	6.9843G	7.06526G	76.862M	6.986519G	7.063381G	Inf	2

5.925-6.425GHz_802.11ax HEW160-BF_Nss1,(MCS0)_2TX **EBW**

6025MHz

17/04/2023

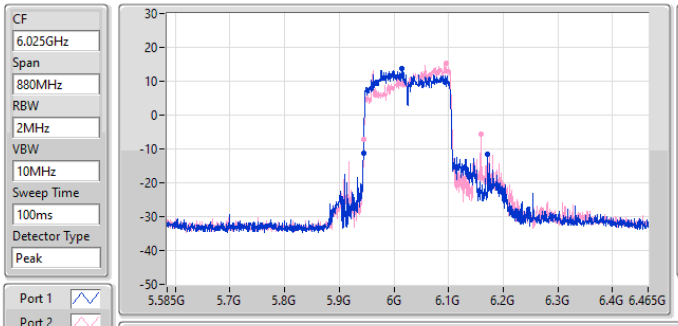

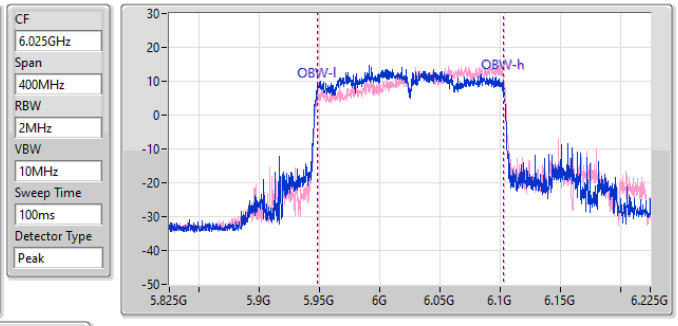

26dB(Hz)	Fl-26dB(Hz)	Fh-26dB(Hz)	OBW(Hz)	Fl-OBW(Hz)	Fh-OBW(Hz)	Limit(Hz)	Port
227.92M	5.94404G	6.17196G	154.923M	5.947839G	6.102761G	Inf	1
213.84M	5.94492G	6.15876G	154.523M	5.949038G	6.103561G	Inf	2

5.925-6.425GHz_802.11ax HEW160-BF_Nss1,(MCS0)_2TX **EBW**

6185MHz

17/04/2023

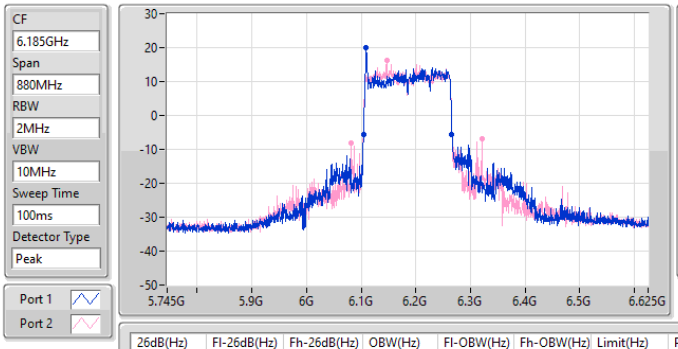

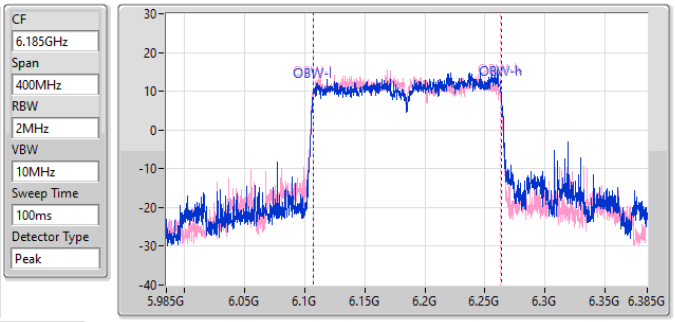

26dB(Hz)	Fl-26dB(Hz)	Fh-26dB(Hz)	OBW(Hz)	Fl-OBW(Hz)	Fh-OBW(Hz)	Limit(Hz)	Port
161.92M	6.10404G	6.26596G	156.322M	6.107239G	6.263561G	Inf	1
238.92M	6.0816G	6.32052G	155.922M	6.106839G	6.262761G	Inf	2

5.925-6.425GHz_802.11ax HEW160-BF_Nss1,(MCS0)_2TX **EBW**

6345MHz

17/04/2023

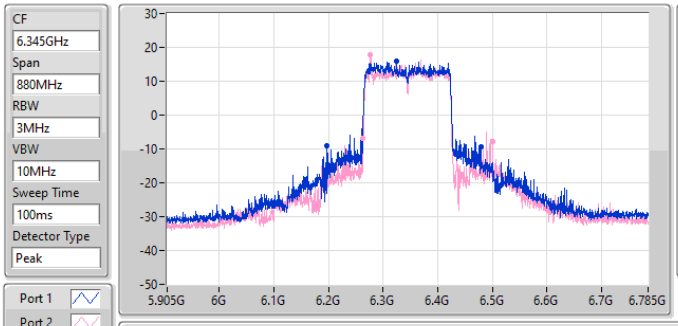

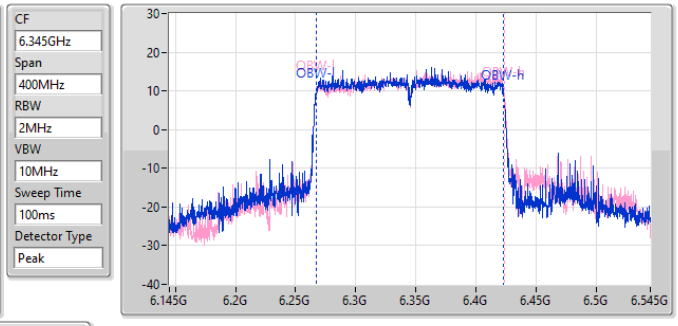

26dB(Hz)	Fl-26dB(Hz)	Fh-26dB(Hz)	OBW(Hz)	Fl-OBW(Hz)	Fh-OBW(Hz)	Limit(Hz)	Port
282.48M	6.19672G	6.4792G	155.922M	6.267039G	6.422961G	Inf	1
237.16M	6.26316G	6.50032G	156.322M	6.267039G	6.423361G	Inf	2

6.425-6.525GHz_802.11ax HEW160-BF_Nss1,(MCS0)_2TX **EBW**

6505MHz

17/04/2023

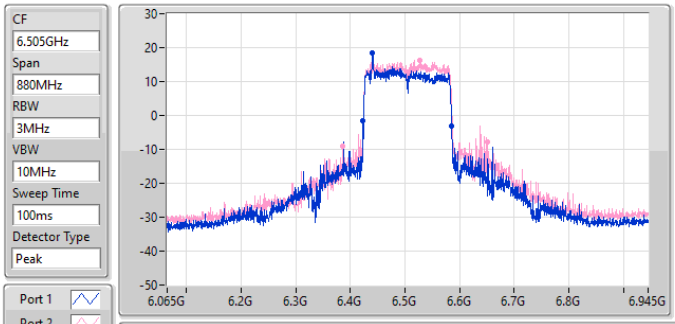

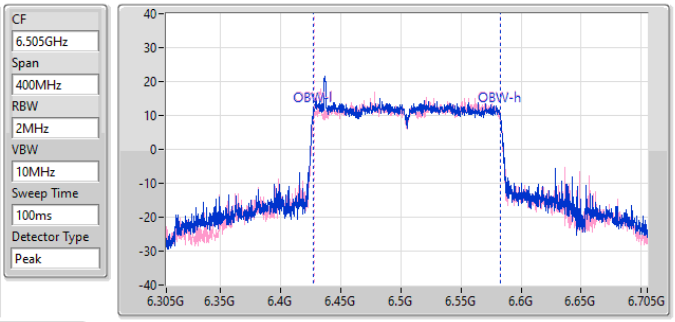

26dB(Hz)	Fl-26dB(Hz)	Fh-26dB(Hz)	OBW(Hz)	Fl-OBW(Hz)	Fh-OBW(Hz)	Limit(Hz)	Port
162.36M	6.4236G	6.58596G	155.922M	6.426839G	6.582761G	Inf	1
265.32M	6.38532G	6.65064G	155.322M	6.427639G	6.582961G	Inf	2

6.525-6.875GHz_802.11ax HEW160-BF_Nss1,(MCS0)_2TX **EBW**

6665MHz

17/04/2023

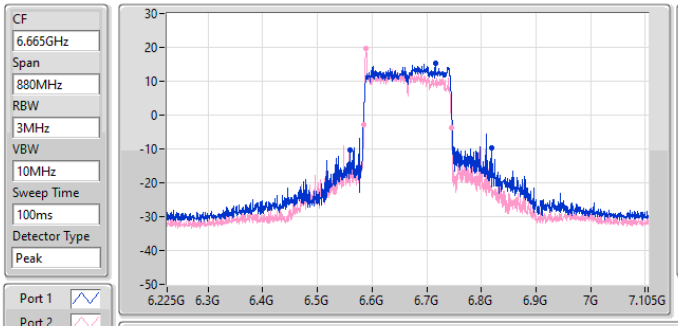

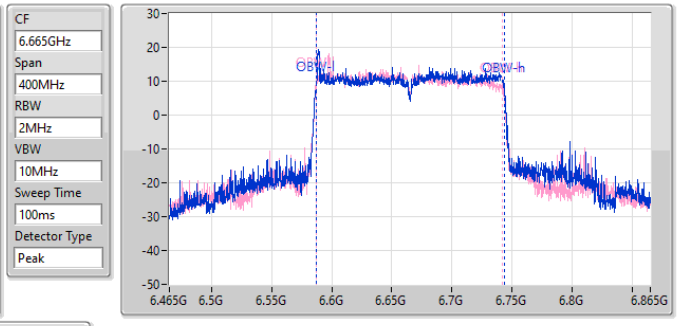

26dB(Hz)	Fl-26dB(Hz)	Fh-26dB(Hz)	OBW(Hz)	Fl-OBW(Hz)	Fh-OBW(Hz)	Limit(Hz)	Port
259.16M	6.56028G	6.81944G	156.122M	6.587239G	6.743361G	Inf	1
161.04M	6.58448G	6.74552G	155.322M	6.587039G	6.742361G	Inf	2

6.525-6.875GHz_802.11ax HEW160-BF_Nss1,(MCS0)_2TX **EBW**

6825MHz

17/04/2023

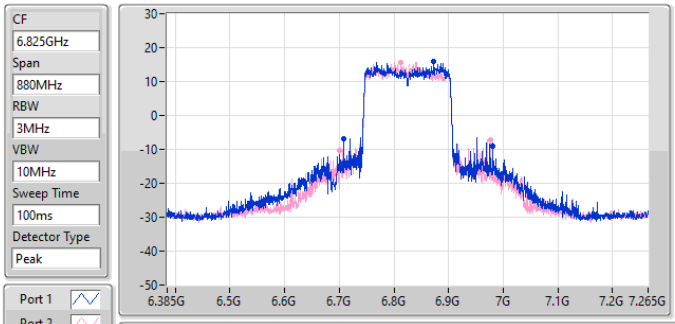

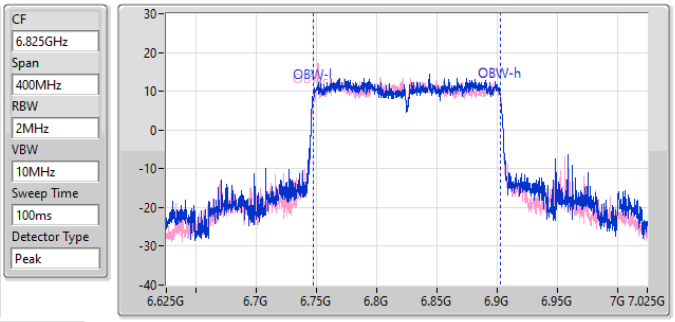

26dB(Hz)	Fl-26dB(Hz)	Fh-26dB(Hz)	OBW(Hz)	Fl-OBW(Hz)	Fh-OBW(Hz)	Limit(Hz)	Port
272.8M	6.7084G	6.9812G	156.122M	6.746839G	6.902961G	Inf	1
276.32M	6.70048G	6.9768G	155.922M	6.747239G	6.903161G	Inf	2

6.875-7.125GHz_802.11ax HEW160-BF_Nss1,(MCS0)_2TX **EBW**

6985MHz

17/04/2023

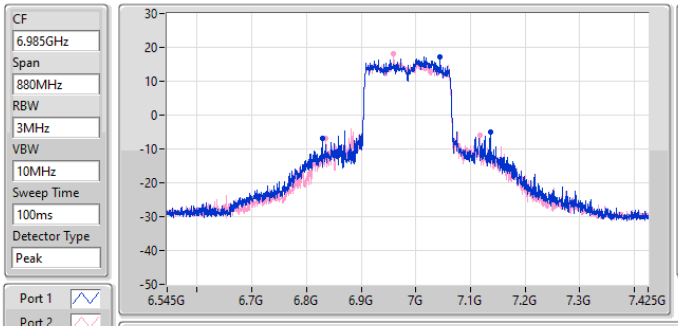

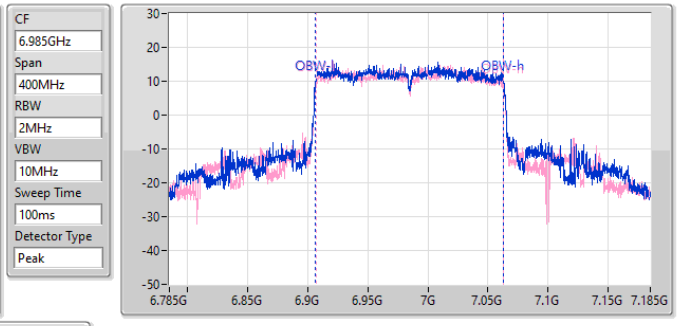

26dB(Hz)	Fl-26dB(Hz)	Fh-26dB(Hz)	OBW(Hz)	Fl-OBW(Hz)	Fh-OBW(Hz)	Limit(Hz)	Port
308.44M	6.8288G	7.13724G	156.522M	6.906639G	7.063161G	Inf	1
282.48M	6.83584G	7.11832G	156.122M	6.906839G	7.062961G	Inf	2

Summary

Mode	EIRP (dBm)	EIRP (W)
5.925-6.425GHz	-	-
802.11a_Nss1,(6Mbps)_2TX	15.21	0.03319
802.11ax HEW20_Nss1,(MCS0)_2TX	15.99	0.03972
802.11ax HEW40_Nss1,(MCS0)_2TX	18.22	0.06637
802.11ax HEW80_Nss1,(MCS0)_2TX	21.08	0.12823
802.11ax HEW160_Nss1,(MCS0)_2TX	24.39	0.27479
6.425-6.525GHz	-	-
802.11a_Nss1,(6Mbps)_2TX	14.96	0.03133
802.11ax HEW20_Nss1,(MCS0)_2TX	15.56	0.03597
802.11ax HEW40_Nss1,(MCS0)_2TX	18.52	0.07112
802.11ax HEW80_Nss1,(MCS0)_2TX	20.96	0.12474
802.11ax HEW160_Nss1,(MCS0)_2TX	24.60	0.28840
6.525-6.875GHz	-	-
802.11a_Nss1,(6Mbps)_2TX	15.34	0.03420
802.11ax HEW20_Nss1,(MCS0)_2TX	15.63	0.03656
802.11ax HEW40_Nss1,(MCS0)_2TX	18.23	0.06653
802.11ax HEW80_Nss1,(MCS0)_2TX	20.80	0.12023
802.11ax HEW160_Nss1,(MCS0)_2TX	23.95	0.24831
6.875-7.125GHz	-	-
802.11a_Nss1,(6Mbps)_2TX	15.42	0.03483
802.11ax HEW20_Nss1,(MCS0)_2TX	15.37	0.03443
802.11ax HEW40_Nss1,(MCS0)_2TX	17.82	0.06053
802.11ax HEW80_Nss1,(MCS0)_2TX	24.39	0.27479
802.11ax HEW160_Nss1,(MCS0)_2TX	23.38	0.21777

Result

Mode	Result	EIRP (dBm)	EIRP Limit (dBm)
802.11a_Nss1,(6Mbps)_2TX	-	-	-
5935MHz	Pass	14.50	30.00
5955MHz	Pass	14.43	30.00
6195MHz	Pass	14.71	30.00
6415MHz	Pass	15.21	30.00
6435MHz	Pass	14.96	30.00
6475MHz	Pass	14.83	30.00
6515MHz	Pass	14.85	30.00
6535MHz	Pass	14.70	30.00
6695MHz	Pass	15.34	30.00
6875MHz Straddle 6.525-6.875GHz	Pass	15.05	30.00
6895MHz	Pass	15.04	30.00
6995MHz	Pass	15.42	30.00
7095MHz	Pass	14.98	30.00
7115MHz	Pass	10.02	30.00
802.11ax HEW20_Nss1,(MCS0)_2TX	-	-	-
5935MHz	Pass	12.79	30.00
5955MHz	Pass	15.18	30.00
6195MHz	Pass	15.99	30.00
6415MHz	Pass	15.47	30.00
6435MHz	Pass	15.55	30.00
6475MHz	Pass	15.50	30.00
6515MHz	Pass	15.56	30.00
6535MHz	Pass	15.63	30.00
6695MHz	Pass	15.35	30.00
6875MHz Straddle 6.525-6.875GHz	Pass	15.33	30.00
6895MHz	Pass	15.37	30.00
6995MHz	Pass	15.30	30.00
7095MHz	Pass	14.89	30.00
7115MHz	Pass	12.57	30.00
802.11ax HEW40_Nss1,(MCS0)_2TX	-	-	-
5965MHz	Pass	17.80	30.00
6205MHz	Pass	17.96	30.00
6405MHz	Pass	18.22	30.00
6445MHz	Pass	18.48	30.00
6485MHz	Pass	18.52	30.00
6525MHz Straddle 6.425-6.525GHz	Pass	18.16	30.00
6565MHz	Pass	17.96	30.00
6685MHz	Pass	17.79	30.00
6885MHz Straddle 6.525-6.875GHz	Pass	18.23	30.00
6925MHz	Pass	17.73	30.00
7005MHz	Pass	17.82	30.00
7085MHz	Pass	17.45	30.00
802.11ax HEW80_Nss1,(MCS0)_2TX	-	-	-
5985MHz	Pass	20.28	30.00
6225MHz	Pass	20.52	30.00
6385MHz	Pass	21.08	30.00
6465MHz	Pass	20.96	30.00
6545MHz Straddle 6.425-6.525GHz	Pass	20.85	30.00
6625MHz	Pass	20.80	30.00
6705MHz	Pass	20.67	30.00
6785MHz	Pass	20.55	30.00
6865MHz Straddle 6.525-6.875GHz	Pass	20.30	30.00
6945MHz	Pass	21.02	30.00
7025MHz	Pass	20.43	30.00

Mode	Result	EIRP (dBm)	EIRP Limit (dBm)
802.11ax HEW160_Nss1,(MCS0)_2TX	-	-	-
6025MHz	Pass	22.91	30.00
6185MHz	Pass	24.09	30.00
6345MHz	Pass	24.39	30.00
6505MHz Straddle 6.425-6.525GHz	Pass	24.60	30.00
6665MHz	Pass	23.95	30.00
6825MHz Straddle 6.525-6.875GHz	Pass	23.77	30.00
6985MHz	Pass	23.38	30.00

DG = Directional Gain; Port X = Port X output power

EIRP;Band:6.2G;11a;BWch:20MHz;Nss:1,(6D);Nant:2;Ch:5935MHz;TX

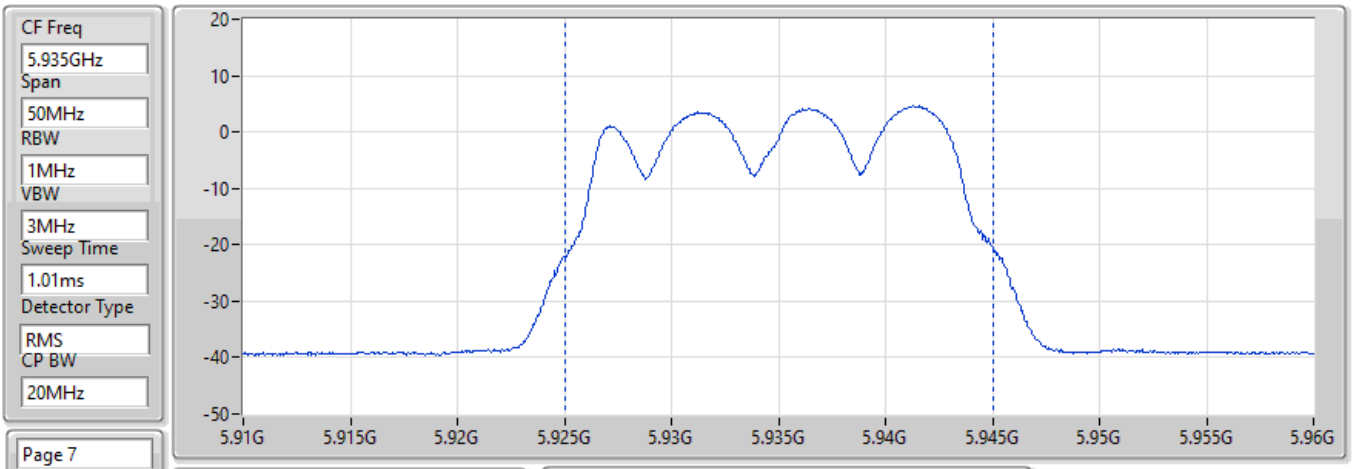

EIRP (dBm)
14.5

EIRP=Pr+Lp [Lp Free Space Path Loss]
Pr=Pmeas-Gr+Lc-Gamp

Pmeas	Gr (dBi)	Lc (dB)	Gamp (dB)	Lp (dB)
-4.92	11.41	7.69	34.37	57.51

EIRP;Band:6.2G;11a;BWch:20MHz;Nss:1,(6D);Nant:2;Ch:5955MHz;TX

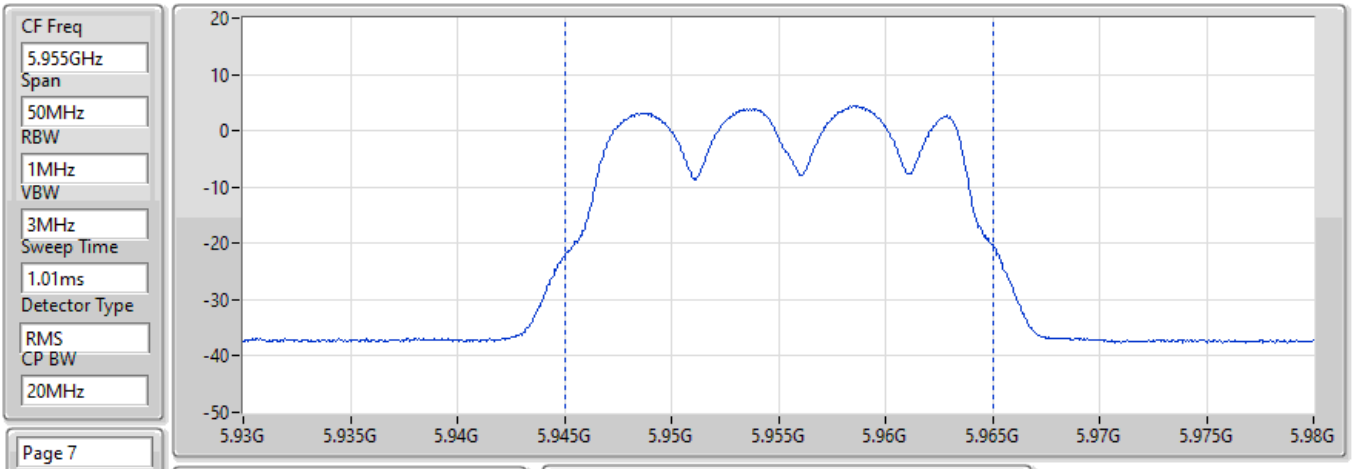

EIRP (dBm)
14.43

EIRP=Pr+Lp [Lp Free Space Path Loss]
Pr=Pmeas-Gr+Lc-Gamp

Pmeas	Gr (dBi)	Lc (dB)	Gamp (dB)	Lp (dB)
-4.93	11.52	7.72	34.38	57.54

EIRP;Band:6.2G;11a;BWch:20MHz;Nss:1,(6D);Nant:2;Ch:6195MHz;TX

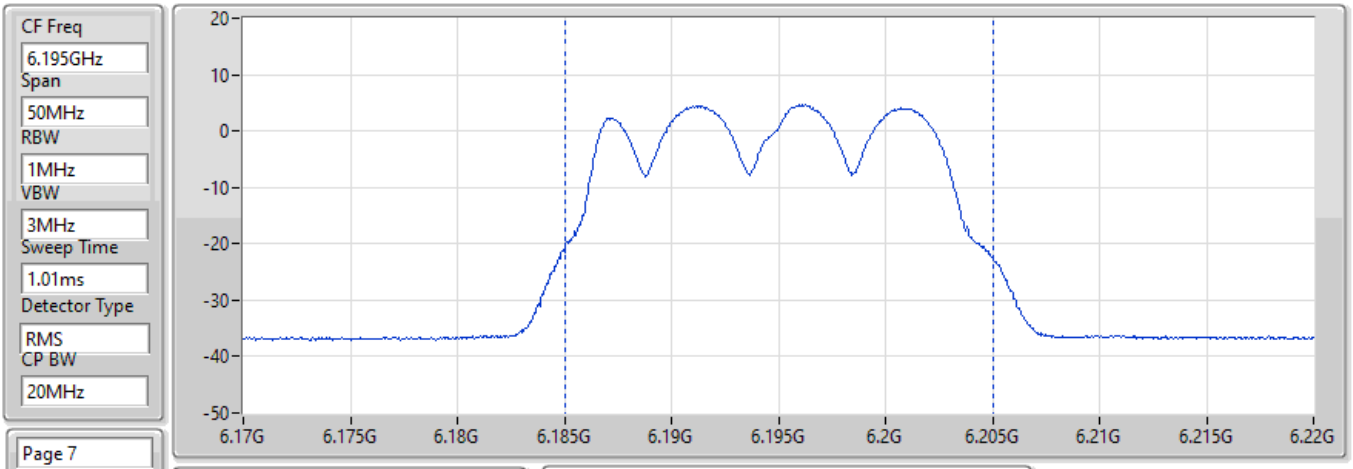

EIRP (dBm)
14.71

EIRP=Pr+Lp [Lp Free Space Path Loss]
Pr=Pmeas-Gr+Lc-Gamp

Pmeas	Gr (dBi)	Lc (dB)	Gamp (dB)	Lp (dB)
-4.77	11.79	7.87	34.48	57.88

EIRP;Band:6.2G;11a;BWch:20MHz;Nss:1,(6D);Nant:2;Ch:6415MHz;TX

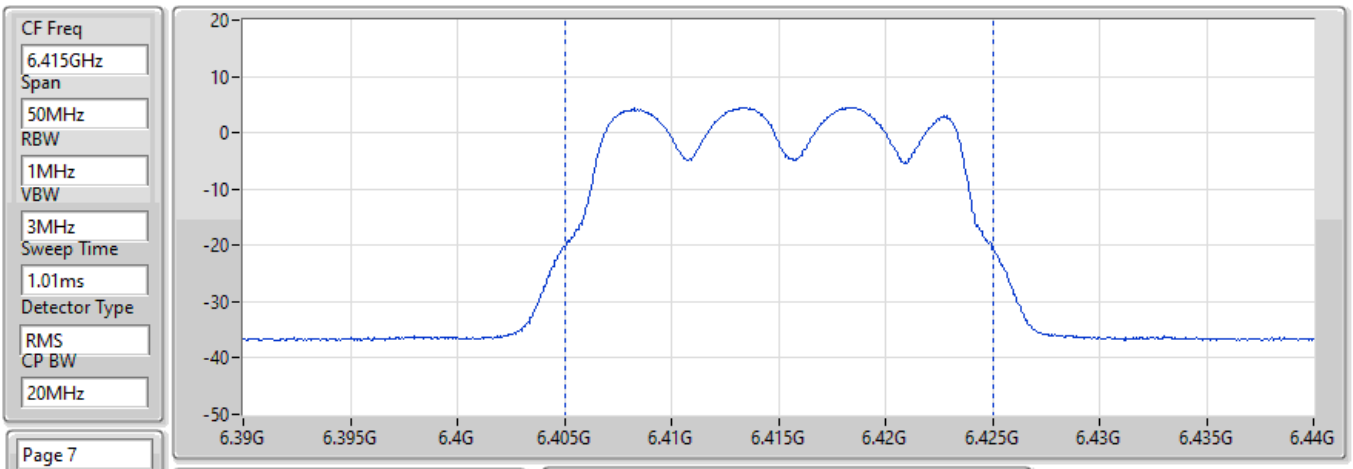

EIRP (dBm)
15.21

EIRP=Pr+Lp [Lp Free Space Path Loss]
Pr=Pmeas-Gr+Lc-Gamp

Pmeas	Gr (dBi)	Lc (dB)	Gamp (dB)	Lp (dB)
-4.93	11.43	7.95	34.57	58.19

EIRP;Band:6.4G;11a;BWch:20MHz;Nss:1,(6D);Nant:2;Ch:6435MHz;TX

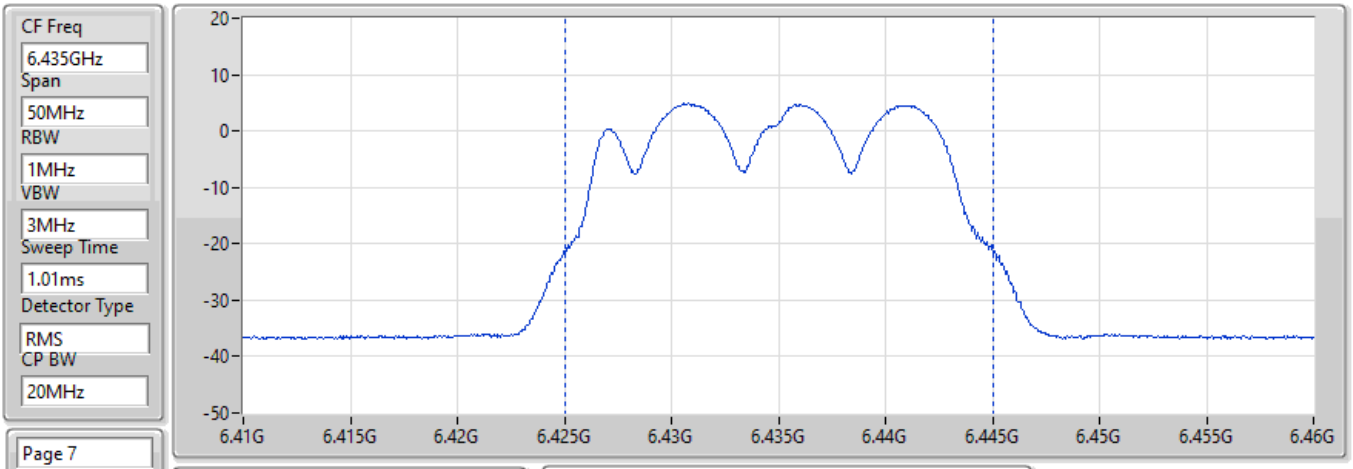

EIRP (dBm)
14.96

EIRP=Pr+Lp [Lp Free Space Path Loss]
Pr=Pmeas-Gr+Lc-Gamp

Pmeas	Gr (dBi)	Lc (dB)	Gamp (dB)	Lp (dB)
-5.17	11.47	7.97	34.58	58.21

EIRP;Band:6.4G;11a;BWch:20MHz;Nss:1,(6D);Nant:2;Ch:6475MHz;TX

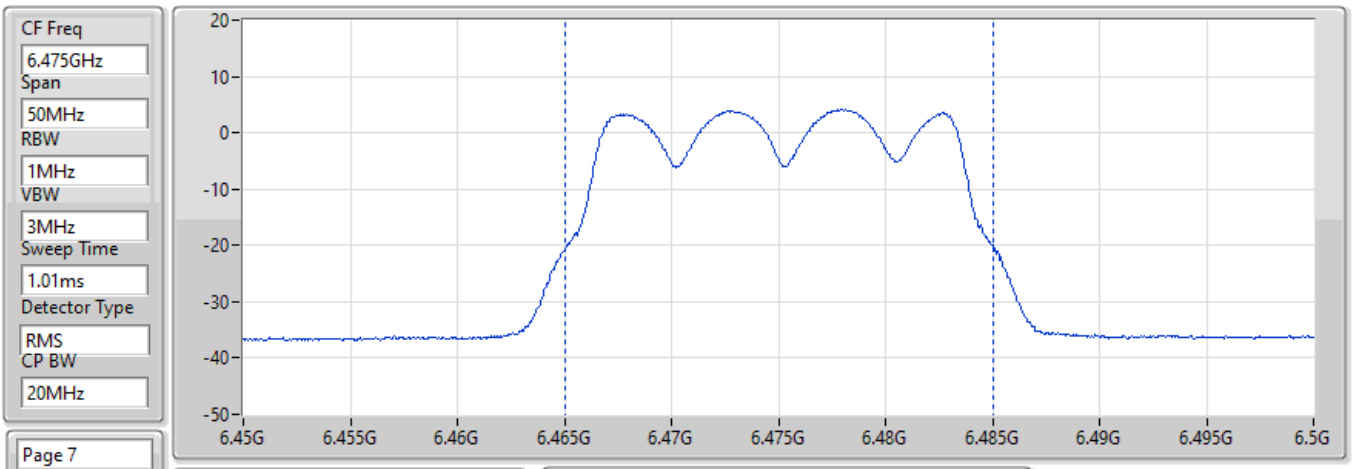

EIRP (dBm)
14.83

EIRP=Pr+Lp [Lp Free Space Path Loss]
Pr=Pmeas-Gr+Lc-Gamp

Pmeas	Gr (dBi)	Lc (dB)	Gamp (dB)	Lp (dB)
-5.46	11.40	8.02	34.60	58.27

EIRP;Band:6.4G;11a;BWch:20MHz;Nss:1,(6D);Nant:2;Ch:6515MHz;TX

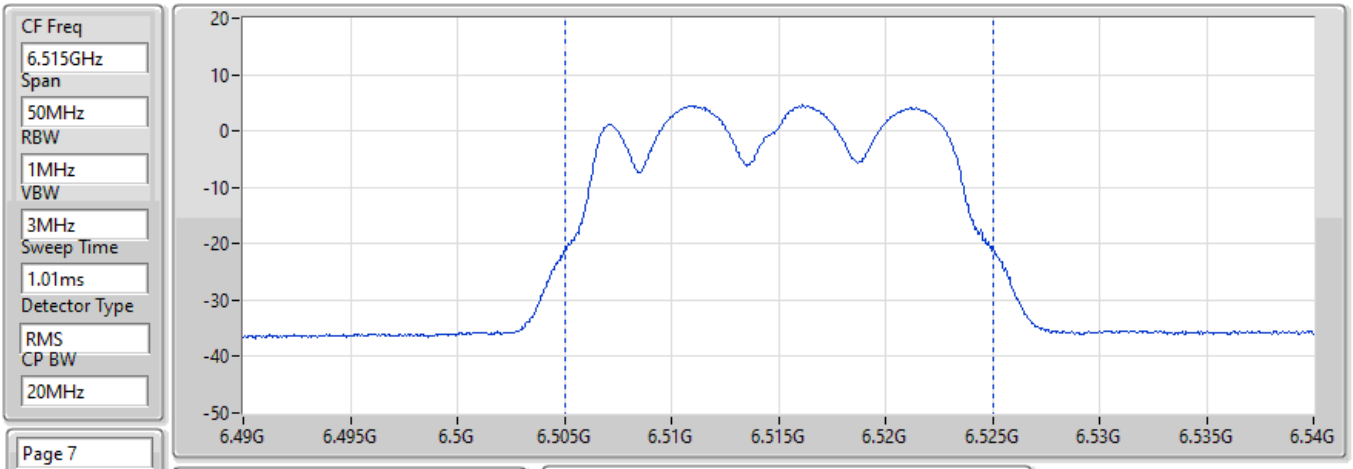

EIRP (dBm)
14.85

EIRP=Pr+Lp [Lp Free Space Path Loss]
Pr=Pmeas-Gr+Lc-Gamp

Pmeas	Gr (dBi)	Lc (dB)	Gamp (dB)	Lp (dB)
-5.75	11.18	8.07	34.61	58.32

EIRP;Band:6.7G;11a;BWch:20MHz;Nss:1,(6D);Nant:2;Ch:6535MHz;TX

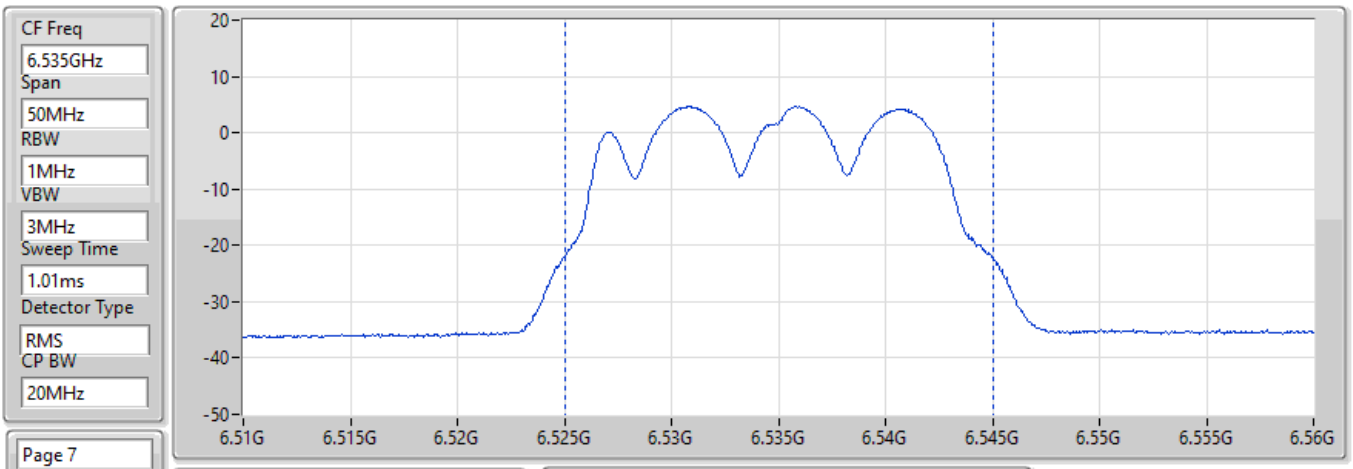

EIRP (dBm)
14.7

EIRP=Pr+Lp [Lp Free Space Path Loss]
Pr=Pmeas-Gr+Lc-Gamp

Pmeas	Gr (dBi)	Lc (dB)	Gamp (dB)	Lp (dB)
-6.11	11.02	8.10	34.62	58.35

EIRP;Band:6.7G;11a;BWch:20MHz;Nss:1,(6D);Nant:2;Ch:6695MHz;TX

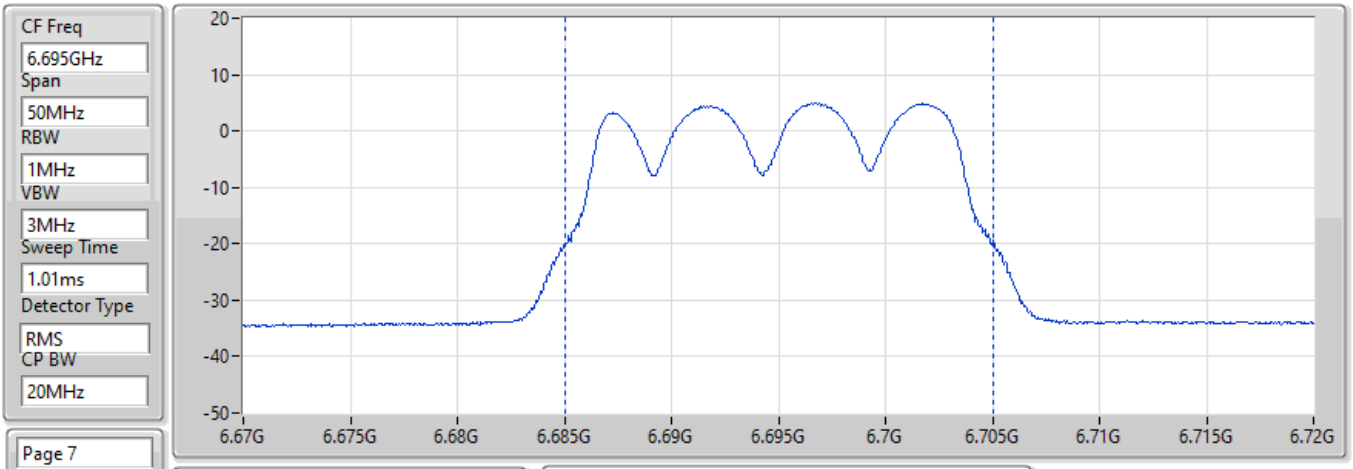

EIRP (dBm)
15.34

EIRP=Pr+Lp [Lp Free Space Path Loss]
Pr=Pmeas-Gr+Lc-Gamp

Pmeas	Gr (dBi)	Lc (dB)	Gamp (dB)	Lp (dB)
-6.12	10.62	8.19	34.67	58.56

EIRP;Band:6.7G;11a;BWch:20MHz;Nss:1,(6D);Nant:2;Ch:6875MHz;TX

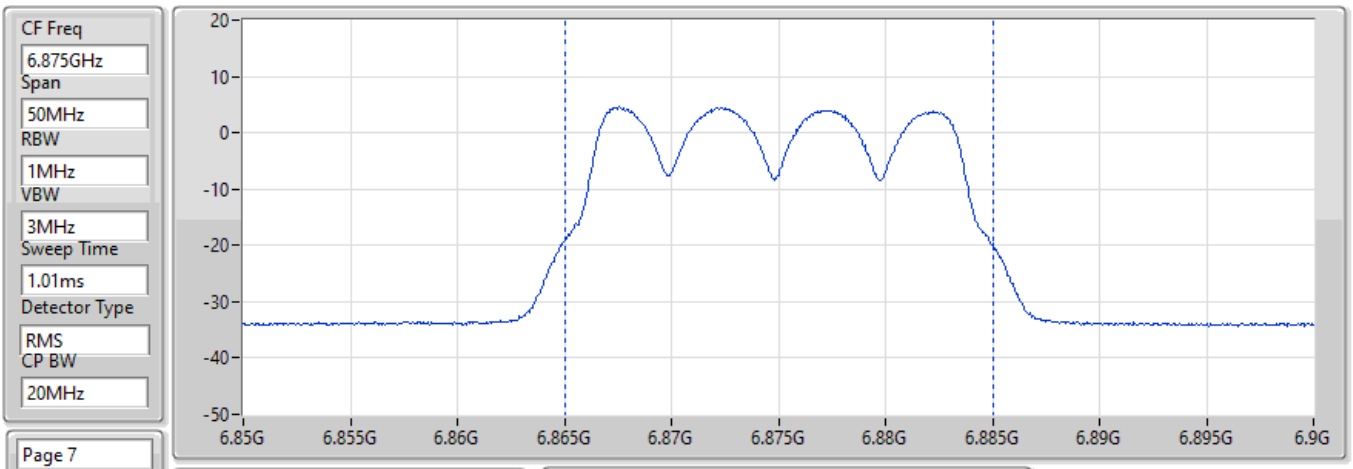

EIRP (dBm)
15.05

EIRP=Pr+Lp [Lp Free Space Path Loss]
Pr=Pmeas-Gr+Lc-Gamp

Pmeas	Gr (dBi)	Lc (dB)	Gamp (dB)	Lp (dB)
-6.17	11.05	8.20	34.72	58.79

EIRP;Band:7.0G;11a;BWch:20MHz;Nss:1,(6D);Nant:2;Ch:6895MHz;TX

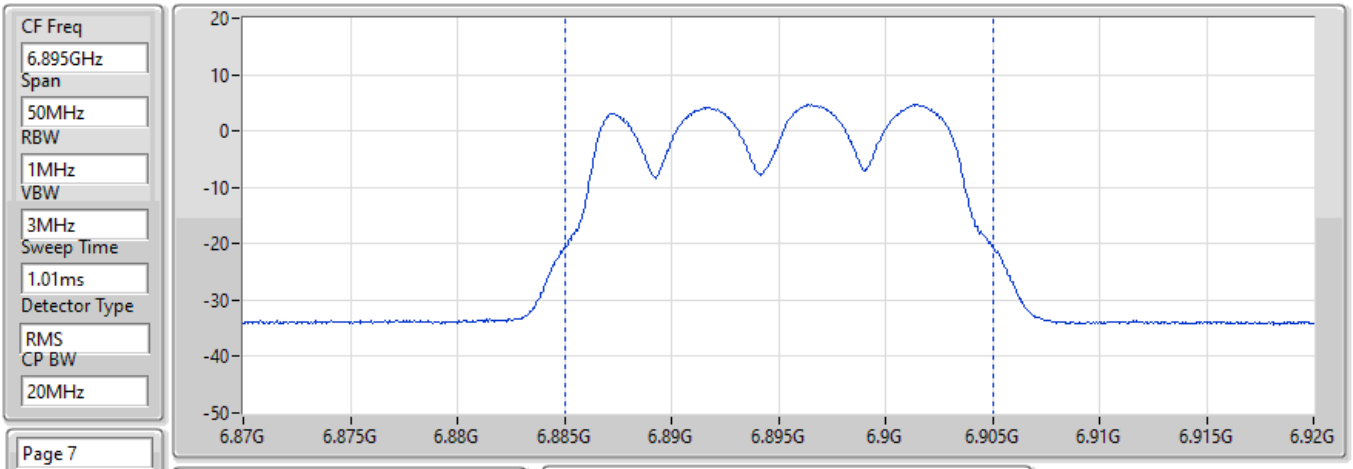

EIRP (dBm)
15.04

EIRP=Pr+Lp [Lp Free Space Path Loss]
Pr=Pmeas-Gr+Lc-Gamp

Pmeas	Gr (dBi)	Lc (dB)	Gamp (dB)	Lp (dB)
-6.15	11.09	8.20	34.73	58.81

EIRP;Band:7.0G;11a;BWch:20MHz;Nss:1,(6D);Nant:2;Ch:6995MHz;TX

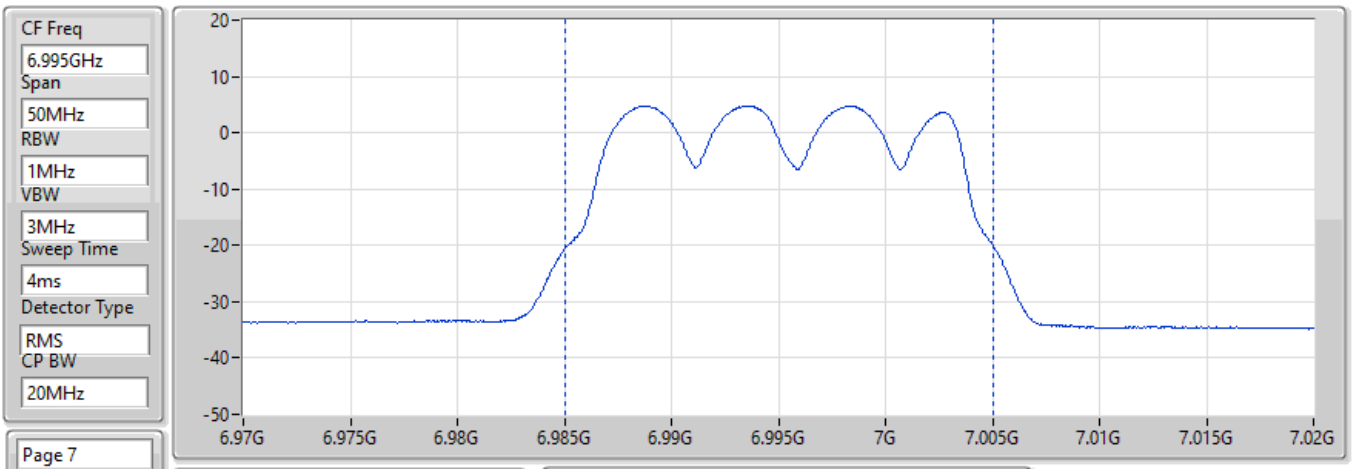

EIRP (dBm)
15.42

EIRP=Pr+Lp [Lp Free Space Path Loss]
Pr=Pmeas-Gr+Lc-Gamp

Pmeas	Gr (dBi)	Lc (dB)	Gamp (dB)	Lp (dB)
-5.75	11.19	8.18	34.76	58.94

EIRP;Band:7.0G;11a;BWch:20MHz;Nss:1,(6D);Nant:2;Ch:7095MHz;TX

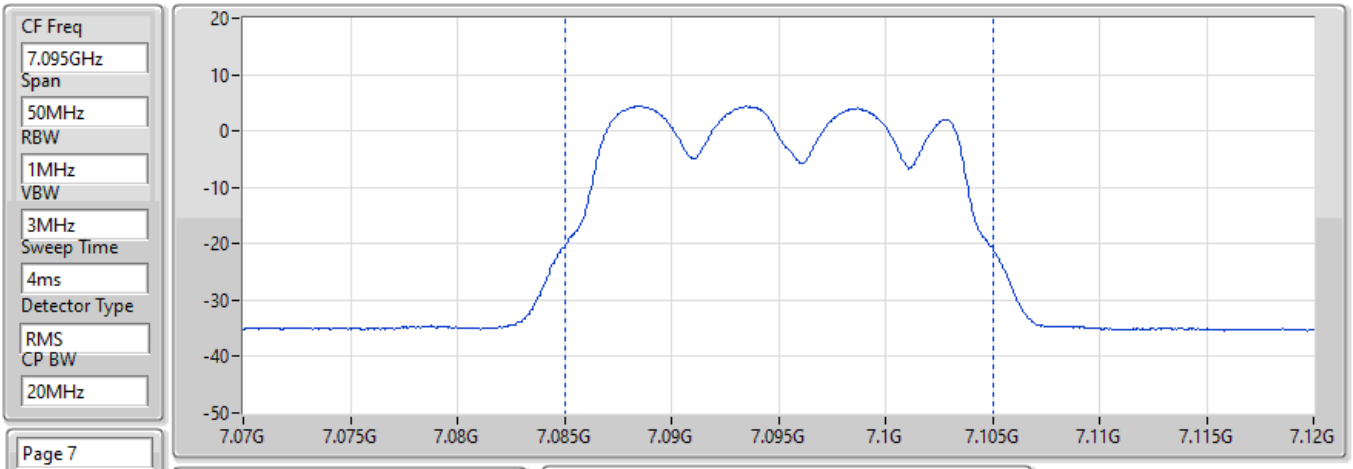

EIRP (dBm)
14.98

EIRP=Pr+Lp [Lp Free Space Path Loss]
Pr=Pmeas-Gr+Lc-Gamp

Pmeas	Gr (dBi)	Lc (dB)	Gamp (dB)	Lp (dB)
-6.76	10.83	8.28	34.77	59.06

EIRP;Band:7.0G;11a;BWch:20MHz;Nss:1,(6D);Nant:2;Ch:7115MHz;TX

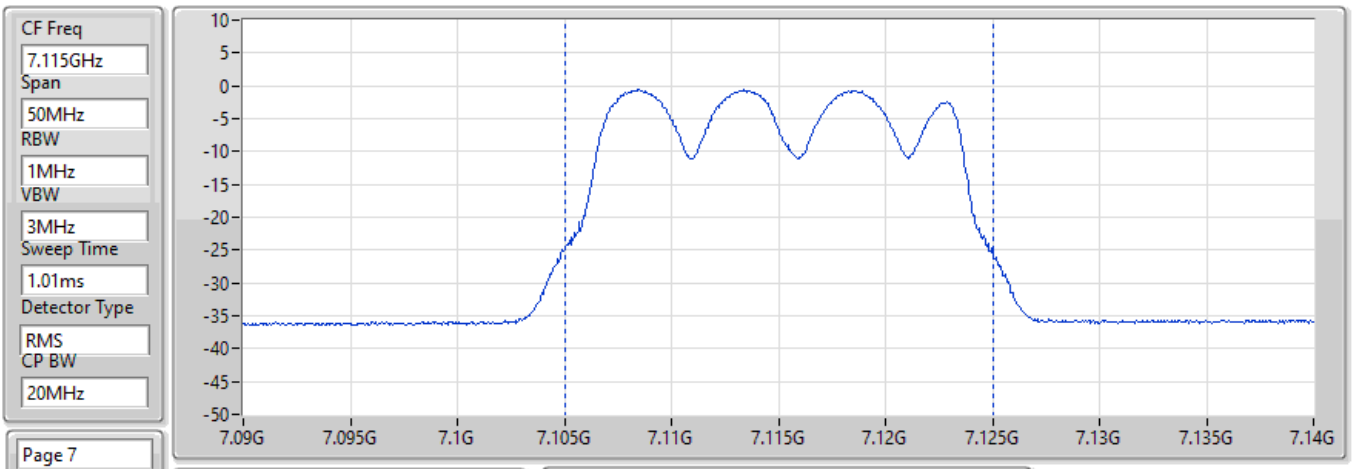

EIRP (dBm)
10.02

EIRP=Pr+Lp [Lp Free Space Path Loss]
Pr=Pmeas-Gr+Lc-Gamp

Pmeas	Gr (dBi)	Lc (dB)	Gamp (dB)	Lp (dB)
-11.83	10.77	8.31	34.78	59.09

EIRP;Band:6.2G;ax20;BWch:20MHz;Nss:1,(M0);Nant:2;Ch:5935MHz;TX

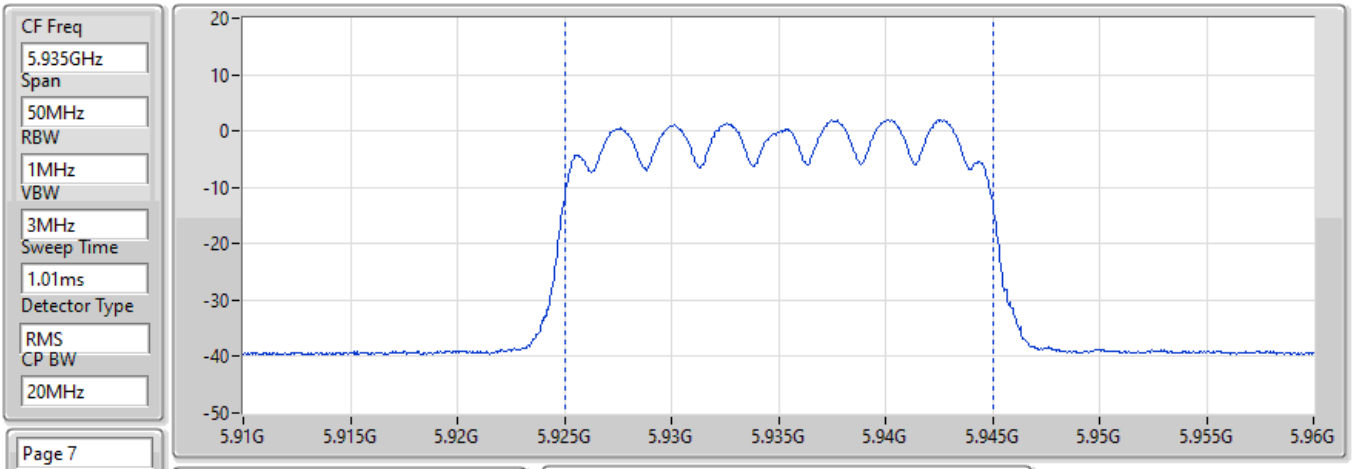

EIRP (dBm)
12.79

EIRP=Pr+Lp [Lp Free Space Path Loss]
Pr=Pmeas-Gr+Lc-Gamp

Pmeas	Gr (dBi)	Lc (dB)	Gamp (dB)	Lp (dB)
-6.63	11.41	7.69	34.37	57.51

EIRP;Band:6.2G;ax20;BWch:20MHz;Nss:1,(M0);Nant:2;Ch:5955MHz;TX

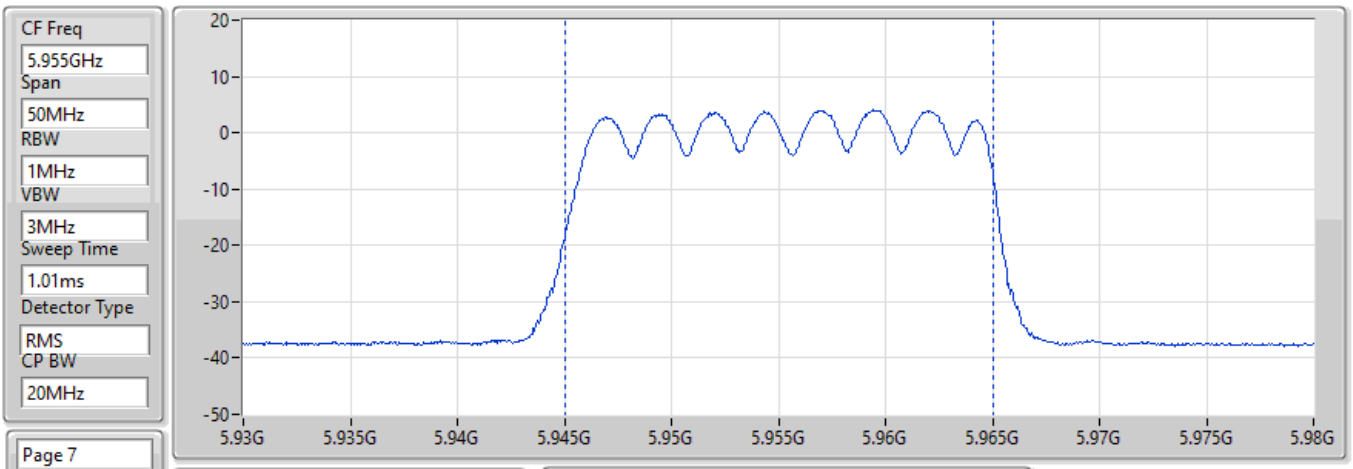

EIRP (dBm)
15.18

EIRP=Pr+Lp [Lp Free Space Path Loss]
Pr=Pmeas-Gr+Lc-Gamp

Pmeas	Gr (dBi)	Lc (dB)	Gamp (dB)	Lp (dB)
-4.18	11.52	7.72	34.38	57.54

EIRP;Band:6.2G;ax20;BWch:20MHz;Nss:1,(M0);Nant:2;Ch:6195MHz;TX

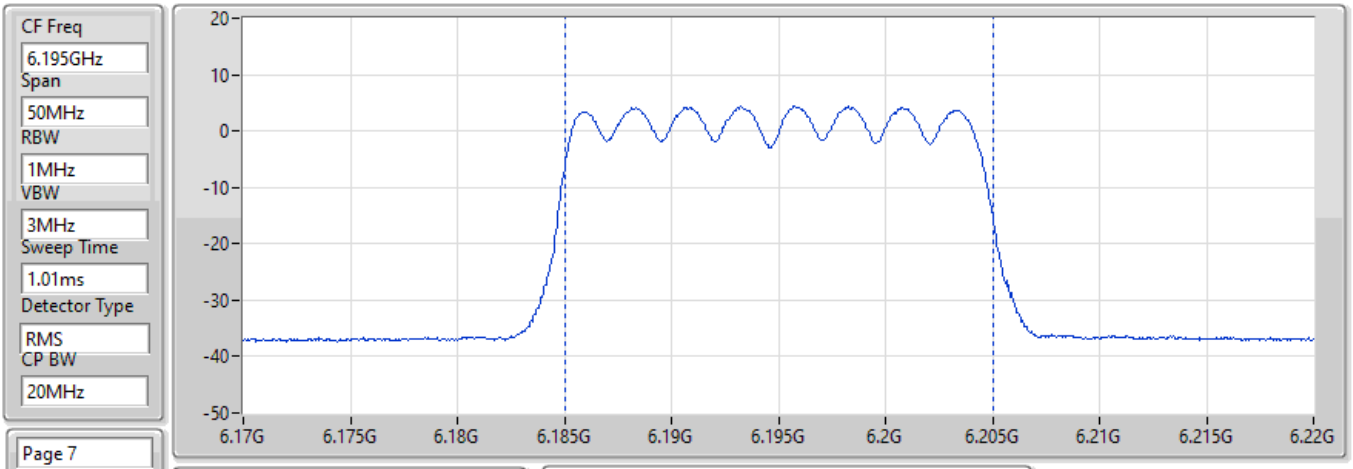

EIRP (dBm)
15.99

EIRP=Pr+Lp [Lp Free Space Path Loss]
Pr=Pmeas-Gr+Lc-Gamp

Pmeas	Gr (dBi)	Lc (dB)	Gamp (dB)	Lp (dB)
-3.49	11.79	7.87	34.48	57.88

EIRP;Band:6.2G;ax20;BWch:20MHz;Nss:1,(M0);Nant:2;Ch:6415MHz;TX

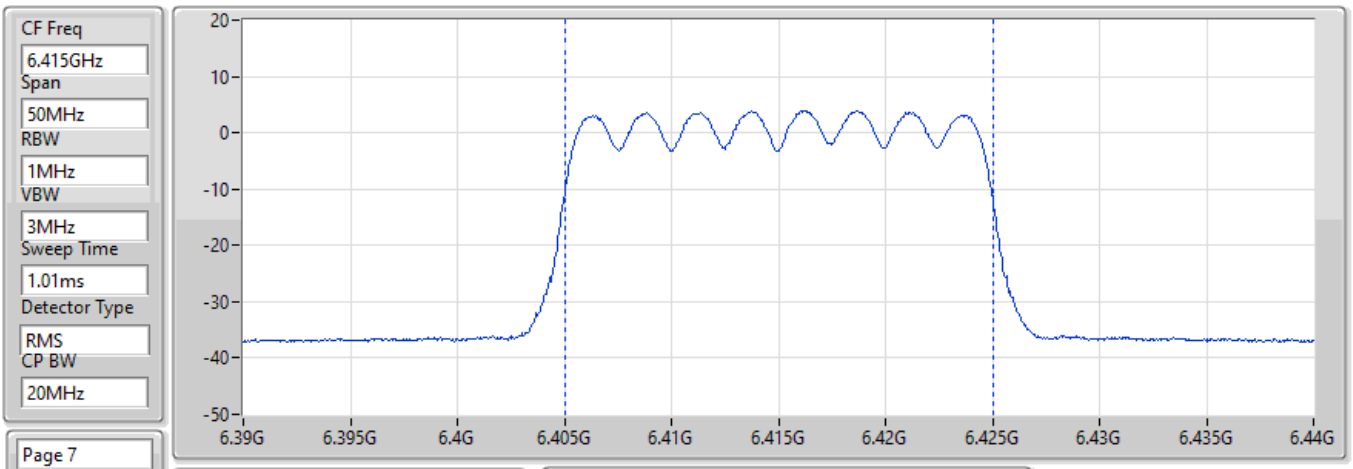

EIRP (dBm)
15.47

EIRP=Pr+Lp [Lp Free Space Path Loss]
Pr=Pmeas-Gr+Lc-Gamp

Pmeas	Gr (dBi)	Lc (dB)	Gamp (dB)	Lp (dB)
-4.67	11.43	7.95	34.57	58.19

EIRP;Band:6.4G;ax20;BWch:20MHz;Nss:1,(M0);Nant:2;Ch:6435MHz;TX

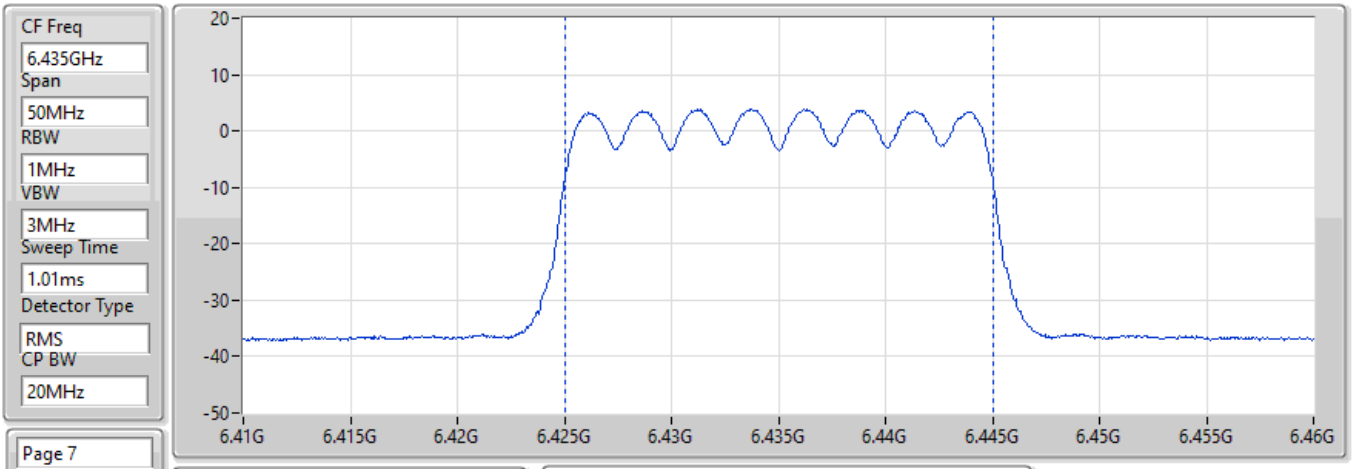

EIRP (dBm)
15.55

EIRP=Pr+Lp [Lp Free Space Path Loss]
Pr=Pmeas-Gr+Lc-Gamp

Pmeas	Gr (dBi)	Lc (dB)	Gamp (dB)	Lp (dB)
-4.58	11.47	7.97	34.58	58.21

EIRP;Band:6.4G;ax20;BWch:20MHz;Nss:1,(M0);Nant:2;Ch:6475MHz;TX

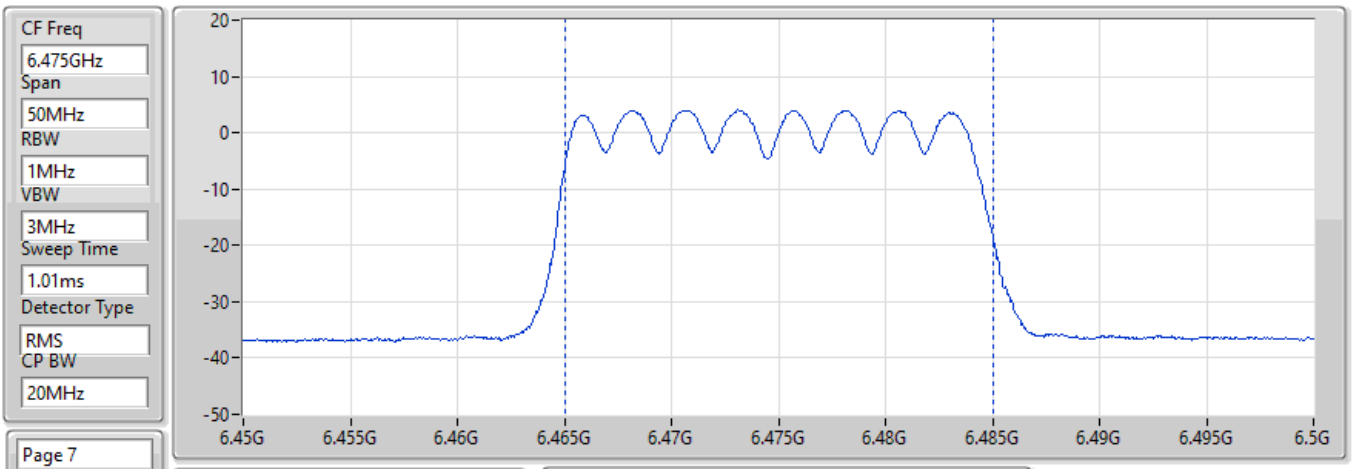

EIRP (dBm)
15.5

EIRP=Pr+Lp [Lp Free Space Path Loss]
Pr=Pmeas-Gr+Lc-Gamp

Pmeas	Gr (dBi)	Lc (dB)	Gamp (dB)	Lp (dB)
-4.79	11.40	8.02	34.60	58.27

EIRP;Band:6.4G;ax20;BWch:20MHz;Nss:1,(M0);Nant:2;Ch:6515MHz;TX

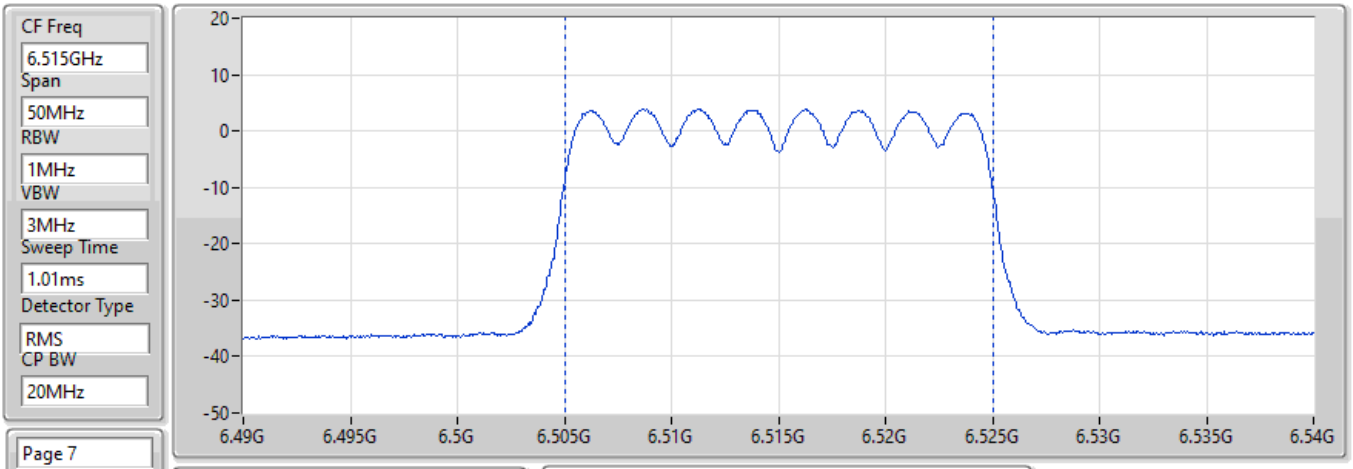

EIRP (dBm)
15.56

EIRP=Pr+Lp [Lp Free Space Path Loss]
Pr=Pmeas-Gr+Lc-Gamp

Pmeas	Gr (dBi)	Lc (dB)	Gamp (dB)	Lp (dB)
-5.04	11.18	8.07	34.61	58.32

EIRP;Band:6.7G;ax20;BWch:20MHz;Nss:1,(M0);Nant:2;Ch:6535MHz;TX

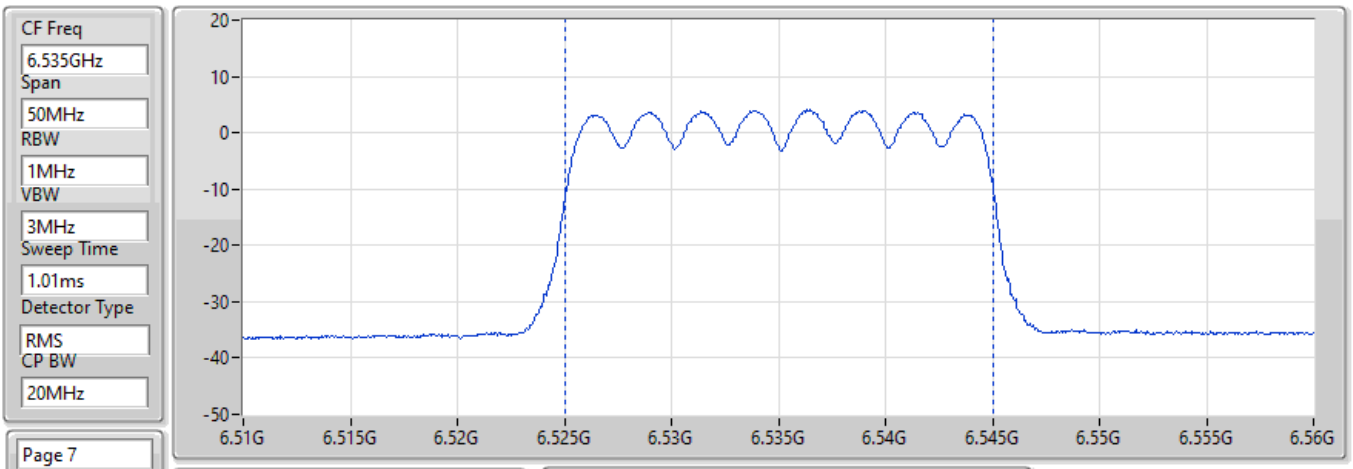

EIRP (dBm)
15.63

EIRP=Pr+Lp [Lp Free Space Path Loss]
Pr=Pmeas-Gr+Lc-Gamp

Pmeas	Gr (dBi)	Lc (dB)	Gamp (dB)	Lp (dB)
-5.18	11.02	8.10	34.62	58.35

EIRP;Band:6.7G;ax20;BWch:20MHz;Nss:1,(M0);Nant:2;Ch:6695MHz;TX

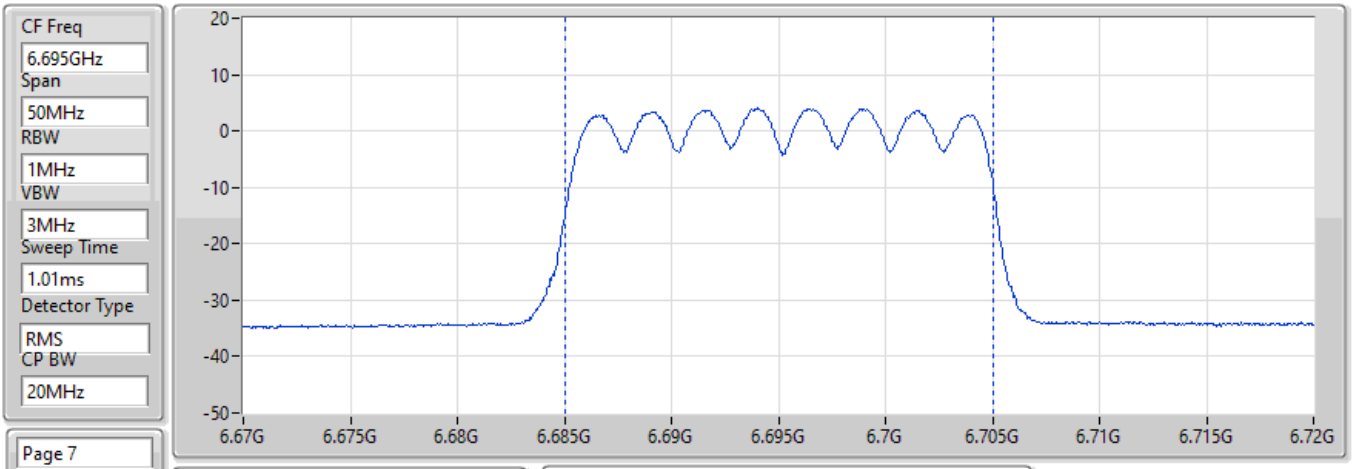

EIRP (dBm)
15.35

EIRP=Pr+Lp [Lp Free Space Path Loss]
Pr=Pmeas-Gr+Lc-Gamp

Pmeas	Gr (dBi)	Lc (dB)	Gamp (dB)	Lp (dB)
-6.11	10.62	8.19	34.67	58.56

EIRP;Band:6.7G;ax20;BWch:20MHz;Nss:1,(M0);Nant:2;Ch:6875MHz;TX

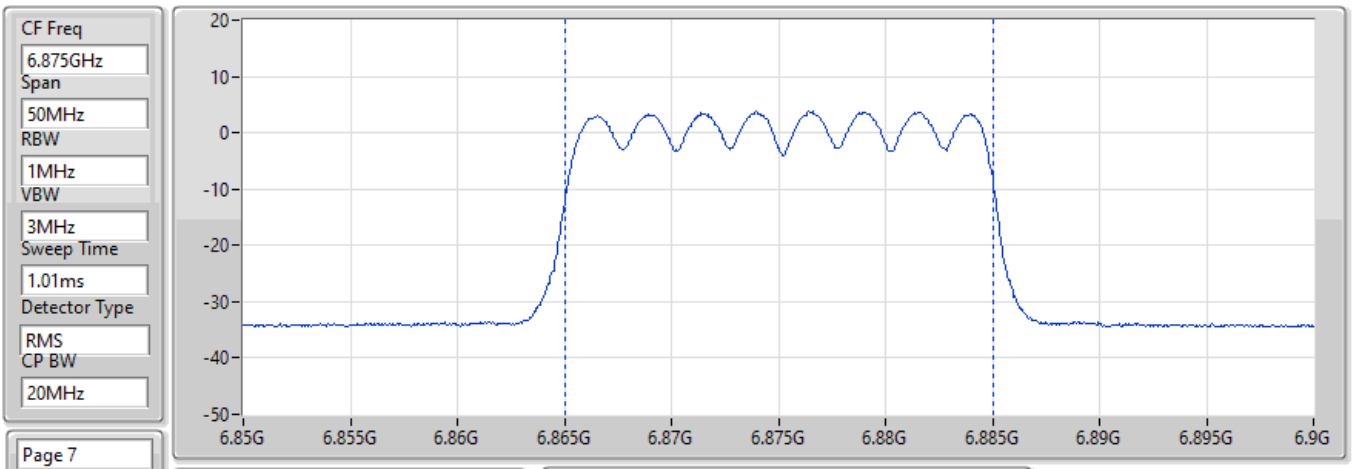

EIRP (dBm)
15.33

EIRP=Pr+Lp [Lp Free Space Path Loss]
Pr=Pmeas-Gr+Lc-Gamp

Pmeas	Gr (dBi)	Lc (dB)	Gamp (dB)	Lp (dB)
-5.89	11.05	8.20	34.72	58.79

EIRP;Band:7.0G;ax20;BWch:20MHz;Nss:1,(M0);Nant:2;Ch:6895MHz;TX

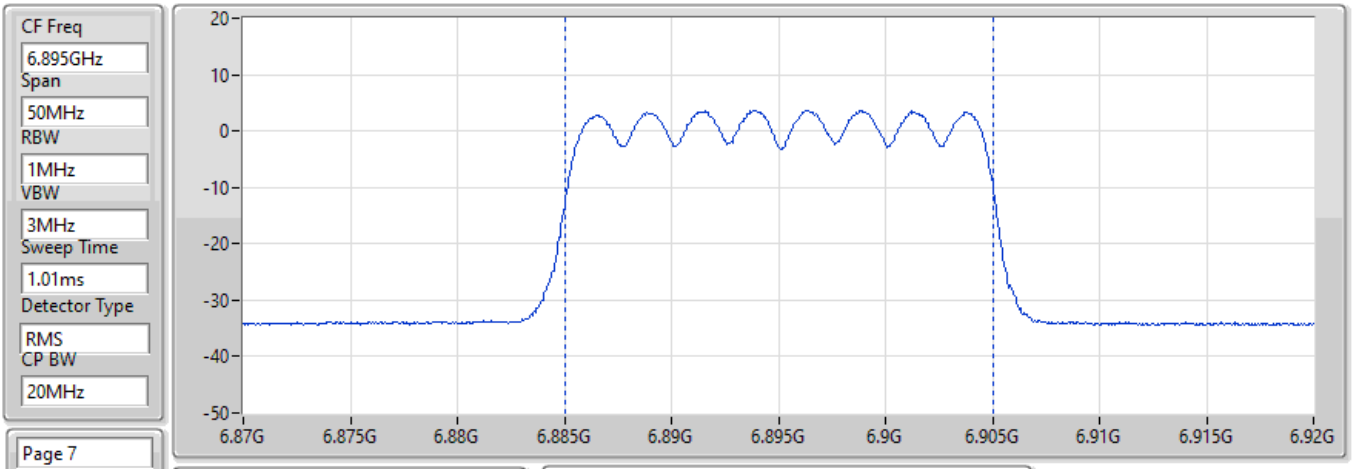

EIRP (dBm)
15.37

EIRP=Pr+Lp [Lp Free Space Path Loss]
Pr=Pmeas-Gr+Lc-Gamp

Pmeas	Gr (dBi)	Lc (dB)	Gamp (dB)	Lp (dB)
-5.82	11.09	8.20	34.73	58.81

EIRP;Band:7.0G;ax20;BWch:20MHz;Nss:1,(M0);Nant:2;Ch:6995MHz;TX

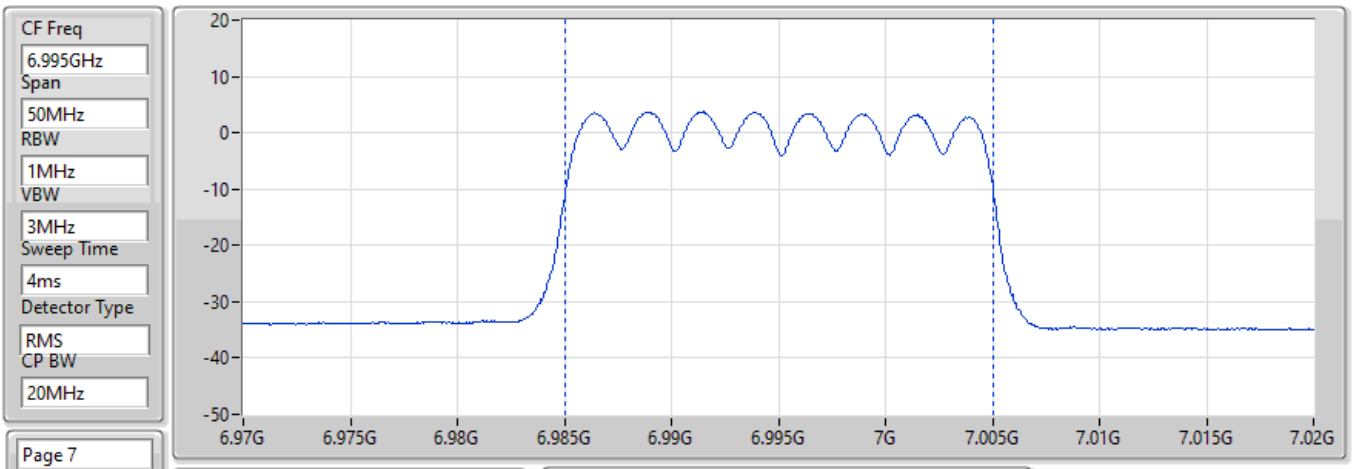

EIRP (dBm)
15.3

EIRP=Pr+Lp [Lp Free Space Path Loss]
Pr=Pmeas-Gr+Lc-Gamp

Pmeas	Gr (dBi)	Lc (dB)	Gamp (dB)	Lp (dB)
-5.87	11.19	8.18	34.76	58.94

EIRP;Band:7.0G;ax20;BWch:20MHz;Nss:1,(M0);Nant:2;Ch:7095MHz;TX

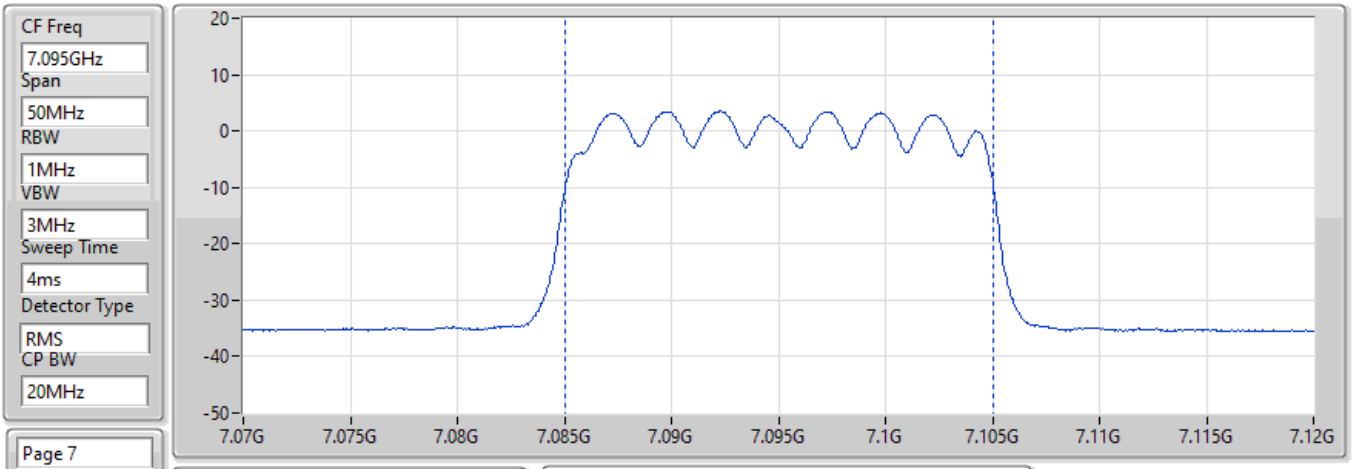

EIRP (dBm)
14.89

EIRP=Pr+Lp [Lp Free Space Path Loss]
Pr=Pmeas-Gr+Lc-Gamp

Pmeas	Gr (dBi)	Lc (dB)	Gamp (dB)	Lp (dB)
-6.85	10.83	8.28	34.77	59.06

EIRP;Band:7.0G;ax20;BWch:20MHz;Nss:1,(M0);Nant:2;Ch:7115MHz;TX

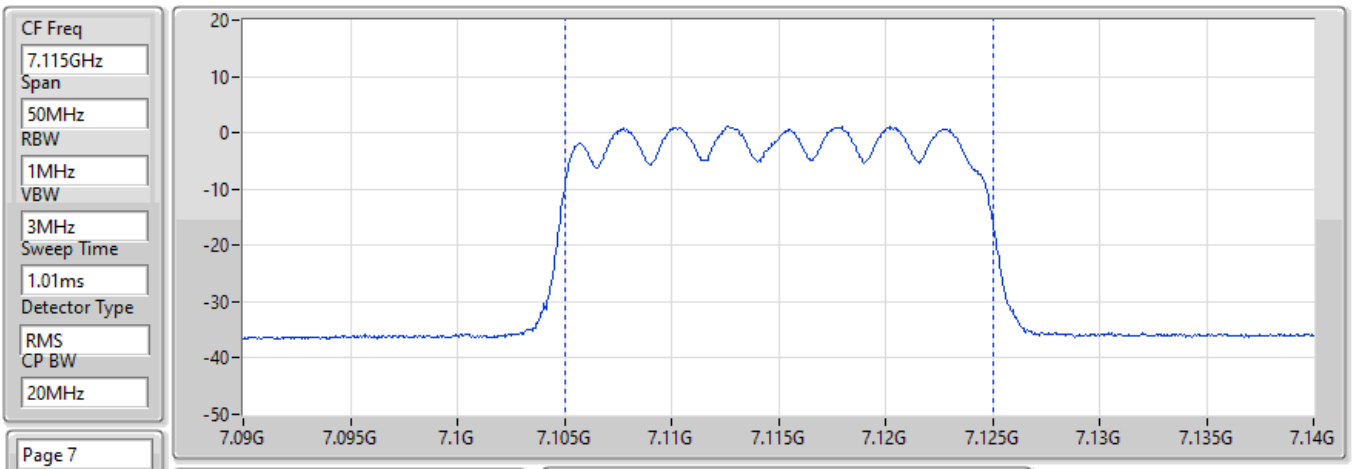

EIRP (dBm)
12.57

EIRP=Pr+Lp [Lp Free Space Path Loss]
Pr=Pmeas-Gr+Lc-Gamp

Pmeas	Gr (dBi)	Lc (dB)	Gamp (dB)	Lp (dB)
-9.28	10.77	8.31	34.78	59.09

EIRP;Band:6.2G;ax40;BWch:40MHz;Nss:1,(M0);Nant:2;Ch:5965MHz;TX

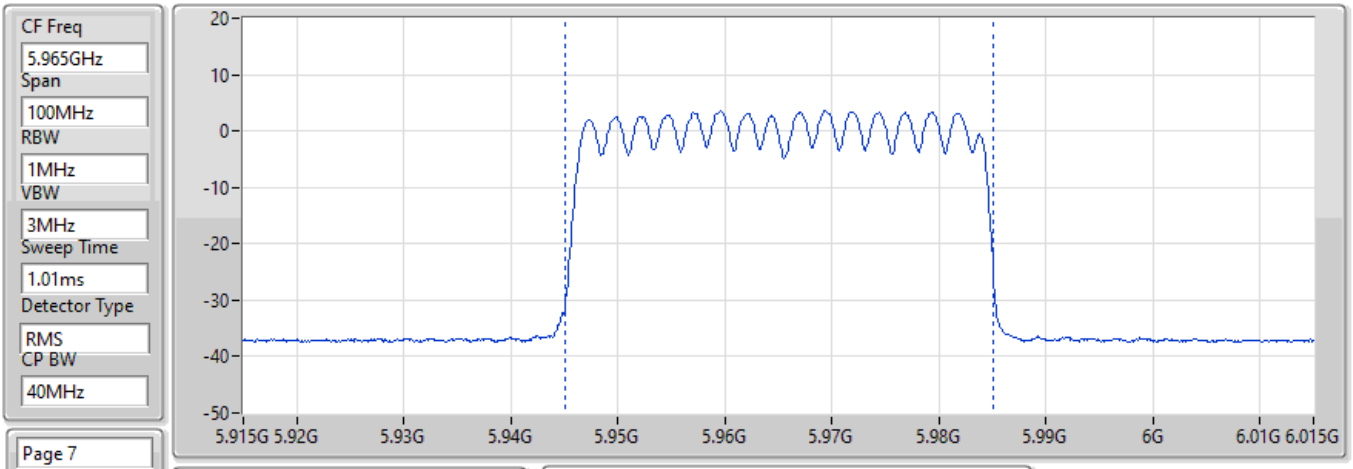

EIRP (dBm)
17.8

EIRP=Pr+Lp [Lp Free Space Path Loss]
Pr=Pmeas-Gr+Lc-Gamp

Pmeas	Gr (dBi)	Lc (dB)	Gamp (dB)	Lp (dB)
-1.54	11.56	7.73	34.38	57.55

EIRP;Band:6.2G;ax40;BWch:40MHz;Nss:1,(M0);Nant:2;Ch:6205MHz;TX

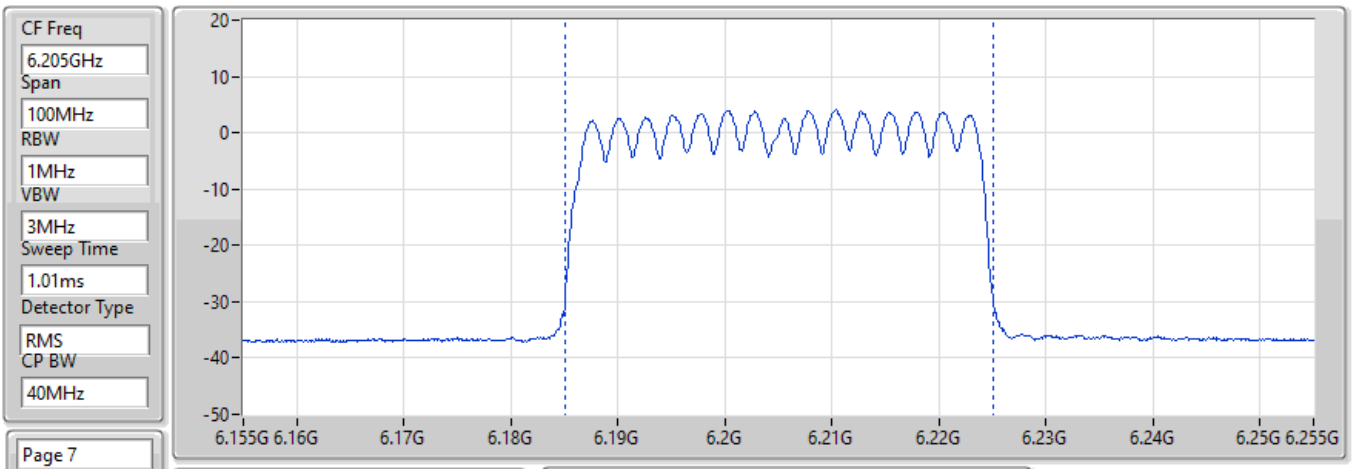

EIRP (dBm)
17.96

EIRP=Pr+Lp [Lp Free Space Path Loss]
Pr=Pmeas-Gr+Lc-Gamp

Pmeas	Gr (dBi)	Lc (dB)	Gamp (dB)	Lp (dB)
-1.56	11.77	7.87	34.48	57.90

EIRP;Band:6.2G;ax40;BWch:40MHz;Nss:1,(M0);Nant:2;Ch:6405MHz;TX

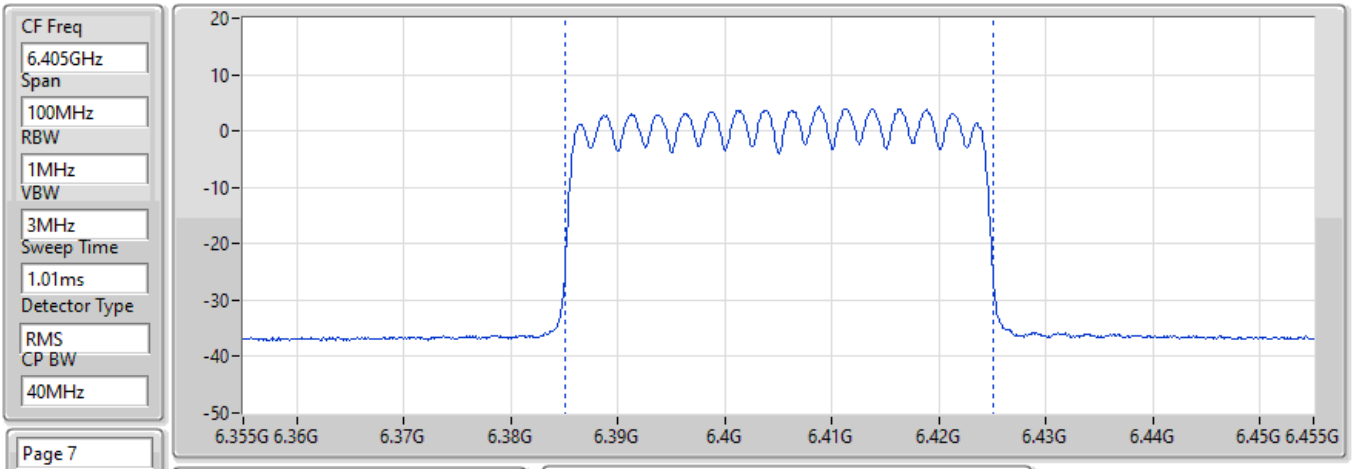

EIRP (dBm)
18.22

EIRP=Pr+Lp [Lp Free Space Path Loss]
Pr=Pmeas-Gr+Lc-Gamp

Pmeas	Gr (dBi)	Lc (dB)	Gamp (dB)	Lp (dB)
-1.91	11.41	7.94	34.57	58.17

EIRP;Band:6.4G;ax40;BWch:40MHz;Nss:1,(M0);Nant:2;Ch:6445MHz;TX

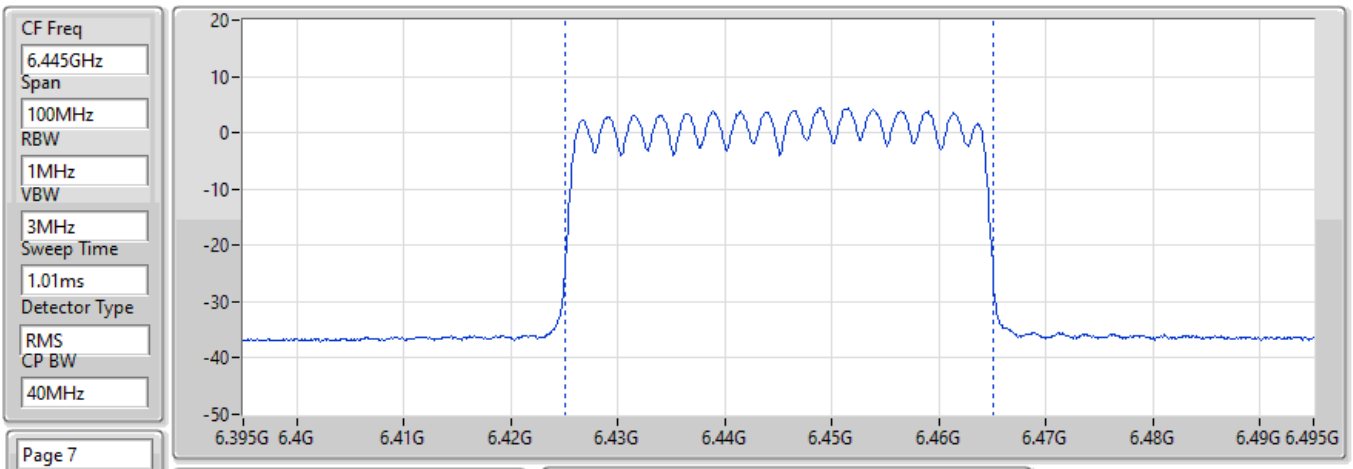

EIRP (dBm)
18.48

EIRP=Pr+Lp [Lp Free Space Path Loss]
Pr=Pmeas-Gr+Lc-Gamp

Pmeas	Gr (dBi)	Lc (dB)	Gamp (dB)	Lp (dB)
-1.66	11.49	7.99	34.59	58.23

EIRP;Band:6.4G;ax40;BWch:40MHz;Nss:1,(M0);Nant:2;Ch:6485MHz;TX

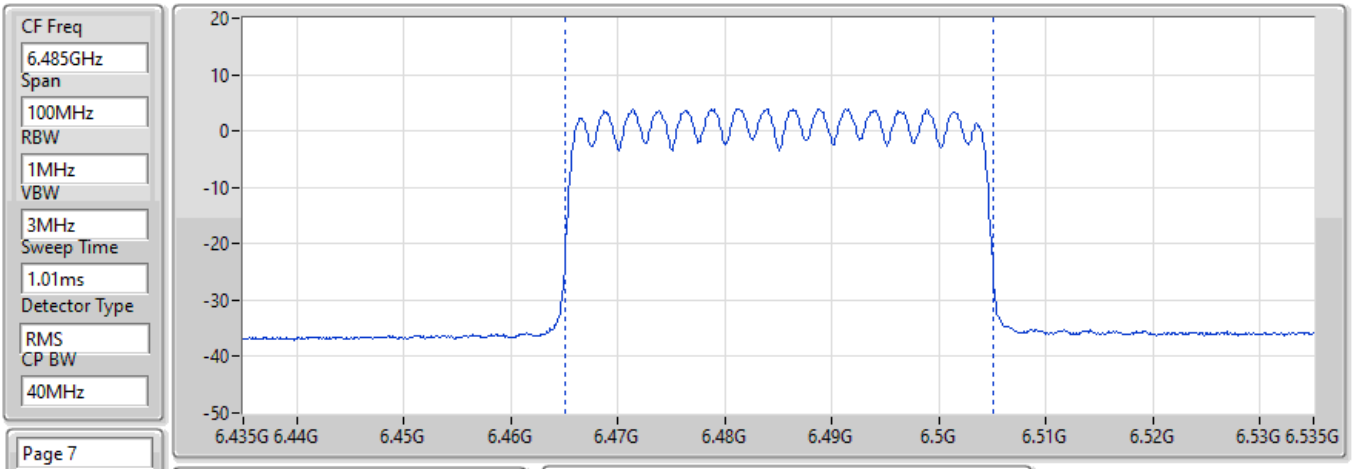

EIRP (dBm)
18.52

EIRP=Pr+Lp [Lp Free Space Path Loss]
Pr=Pmeas-Gr+Lc-Gamp

Pmeas	Gr (dBi)	Lc (dB)	Gamp (dB)	Lp (dB)
-1.84	11.36	8.04	34.60	58.28

EIRP;Band:6.4G;ax40;BWch:40MHz;Nss:1,(M0);Nant:2;Ch:6525MHz;TX

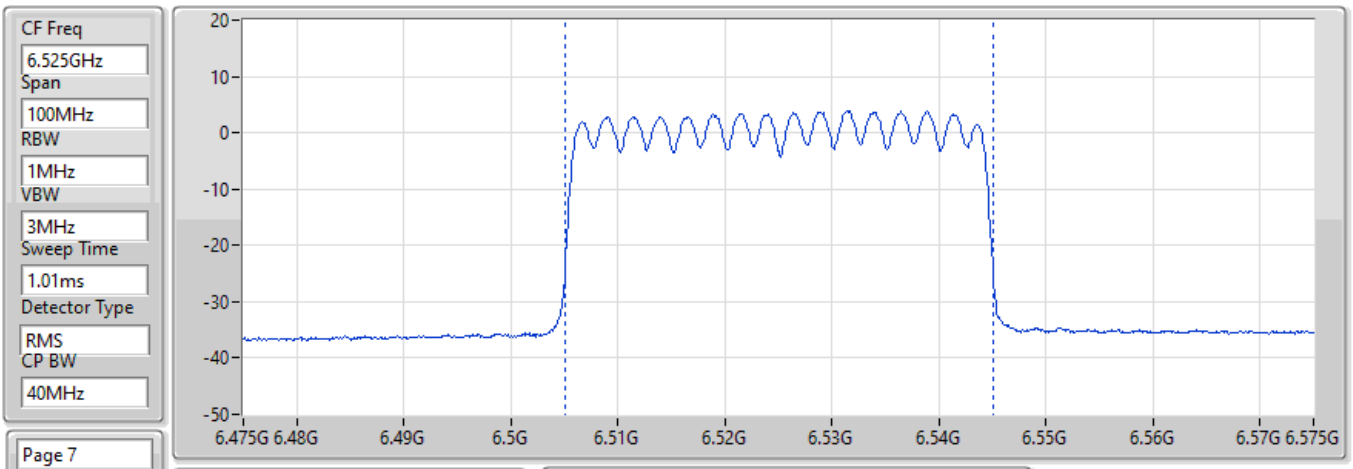

EIRP (dBm)
18.16

EIRP=Pr+Lp [Lp Free Space Path Loss]
Pr=Pmeas-Gr+Lc-Gamp

Pmeas	Gr (dBi)	Lc (dB)	Gamp (dB)	Lp (dB)
-2.54	11.10	8.09	34.62	58.33

EIRP;Band:6.7G;ax40;BWch:40MHz;Nss:1,(M0);Nant:2;Ch:6565MHz;TX

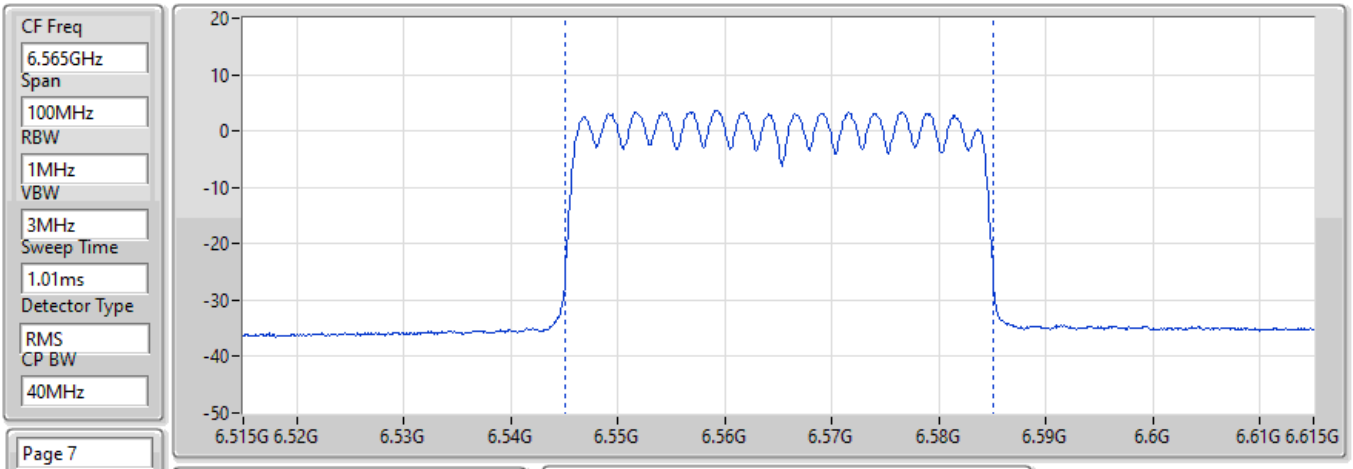

EIRP (dBm)
17.96

EIRP=Pr+Lp [Lp Free Space Path Loss]
Pr=Pmeas-Gr+Lc-Gamp

Pmeas	Gr (dBi)	Lc (dB)	Gamp (dB)	Lp (dB)
-3.10	10.84	8.14	34.63	58.39

EIRP;Band:6.7G;ax40;BWch:40MHz;Nss:1,(M0);Nant:2;Ch:6685MHz;TX

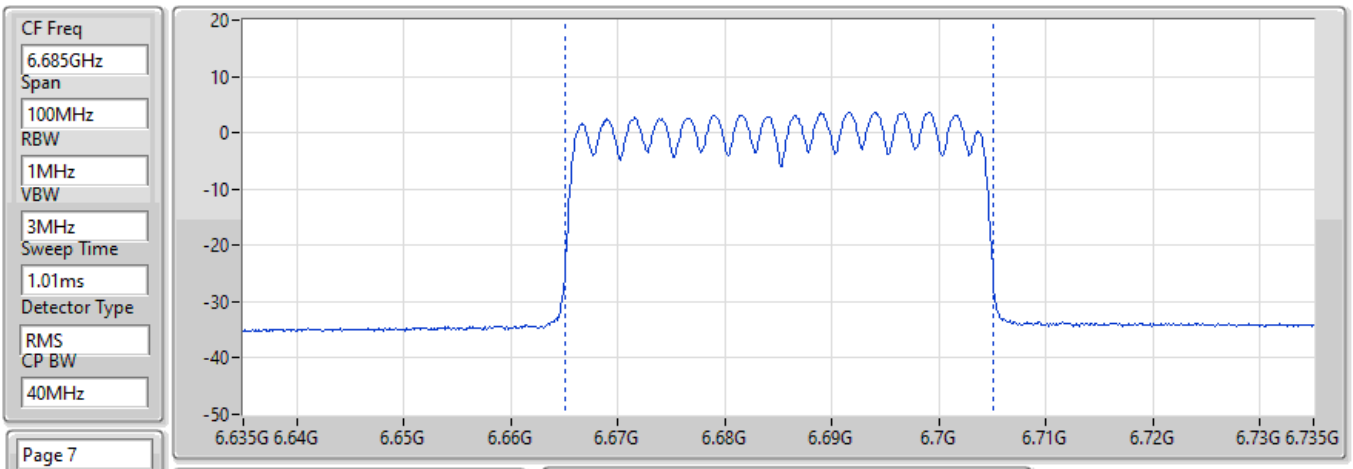

EIRP (dBm)
17.79

EIRP=Pr+Lp [Lp Free Space Path Loss]
Pr=Pmeas-Gr+Lc-Gamp

Pmeas	Gr (dBi)	Lc (dB)	Gamp (dB)	Lp (dB)
-3.61	10.66	8.19	34.67	58.54

EIRP;Band:6.7G;ax40;BWch:40MHz;Nss:1,(M0);Nant:2;Ch:6885MHz;TX

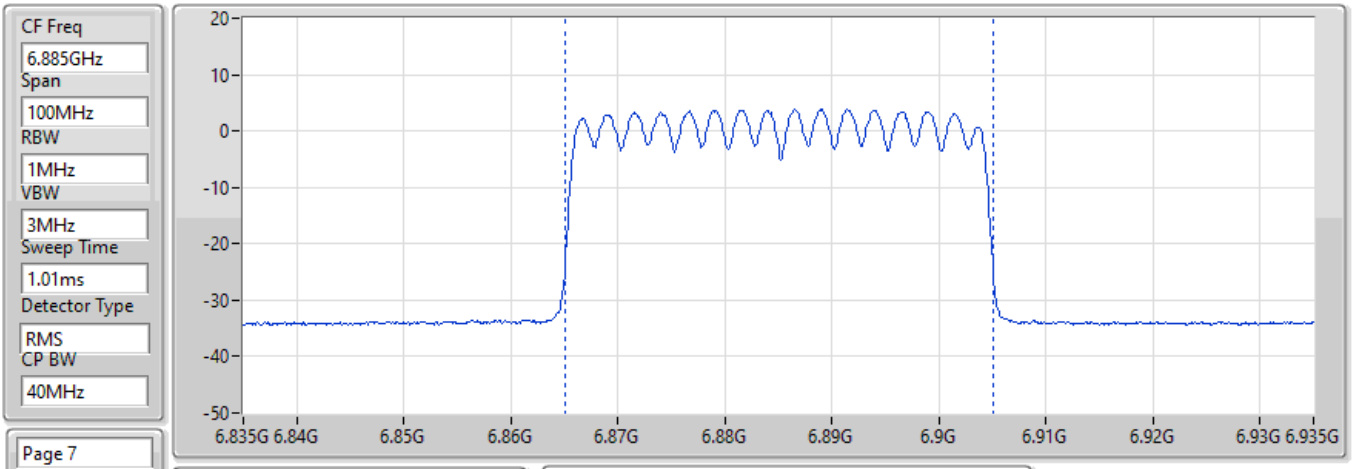

EIRP (dBm)
18.23

EIRP=Pr+Lp [Lp Free Space Path Loss]
Pr=Pmeas-Gr+Lc-Gamp

Pmeas	Gr (dBi)	Lc (dB)	Gamp (dB)	Lp (dB)
-2.97	11.07	8.20	34.73	58.80

EIRP;Band:7.0G;ax40;BWch:40MHz;Nss:1,(M0);Nant:2;Ch:6925MHz;TX

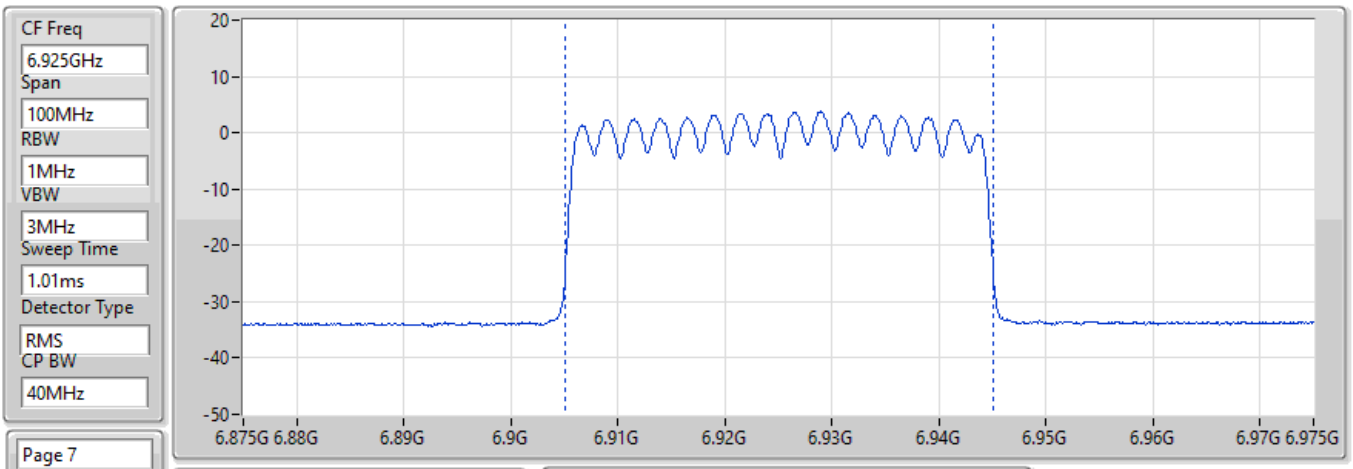

EIRP (dBm)
17.73

EIRP=Pr+Lp [Lp Free Space Path Loss]
Pr=Pmeas-Gr+Lc-Gamp

Pmeas	Gr (dBi)	Lc (dB)	Gamp (dB)	Lp (dB)
-3.47	11.10	8.19	34.74	58.85

EIRP;Band:7.0G;ax40;BWch:40MHz;Nss:1,(M0);Nant:2;Ch:7005MHz;TX

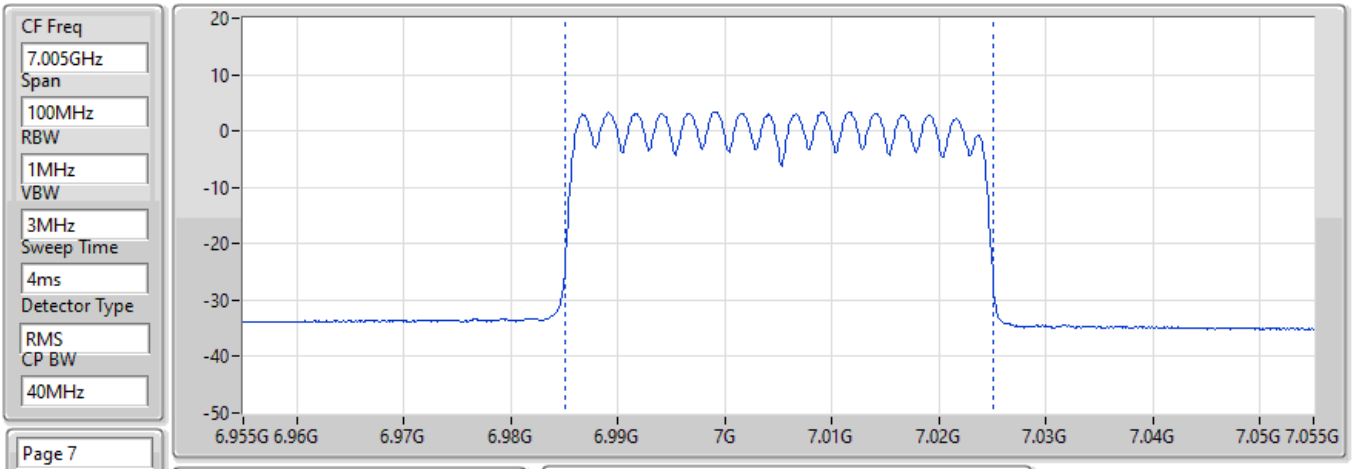

EIRP (dBm)
17.82

EIRP=Pr+Lp [Lp Free Space Path Loss]
Pr=Pmeas-Gr+Lc-Gamp

Pmeas	Gr (dBi)	Lc (dB)	Gamp (dB)	Lp (dB)
-3.37	11.19	8.19	34.76	58.95

EIRP;Band:7.0G;ax40;BWch:40MHz;Nss:1,(M0);Nant:2;Ch:7085MHz;TX

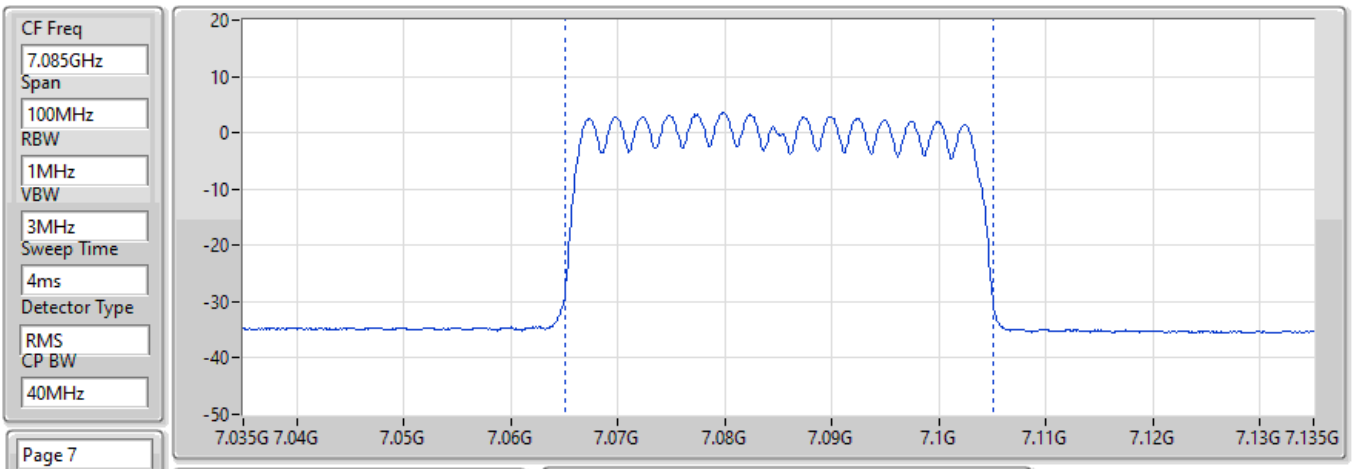

EIRP (dBm)
17.45

EIRP=Pr+Lp [Lp Free Space Path Loss]
Pr=Pmeas-Gr+Lc-Gamp

Pmeas	Gr (dBi)	Lc (dB)	Gamp (dB)	Lp (dB)
-4.21	10.89	8.27	34.77	59.05

EIRP;Band:6.2G;ax80;BWch:80MHz;Nss:1,(M0);Nant:2;Ch:5985MHz;TX

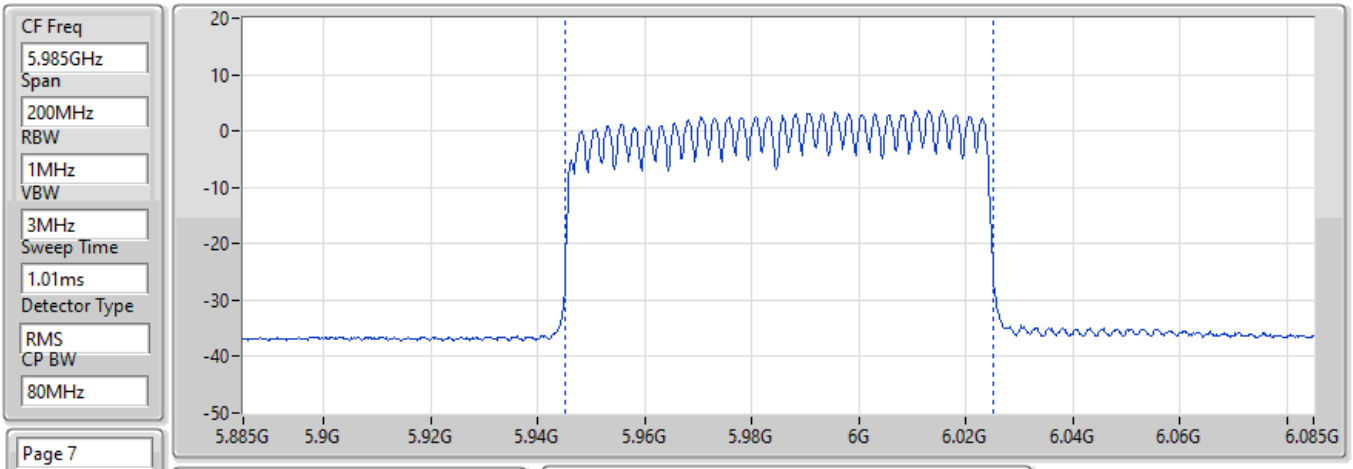

EIRP (dBm)
20.28

EIRP=Pr+Lp [Lp Free Space Path Loss]
Pr=Pmeas-Gr+Lc-Gamp

Pmeas	Gr (dBi)	Lc (dB)	Gamp (dB)	Lp (dB)
0.96	11.64	7.77	34.39	57.58

EIRP;Band:6.2G;ax80;BWch:80MHz;Nss:1,(M0);Nant:2;Ch:6225MHz;TX

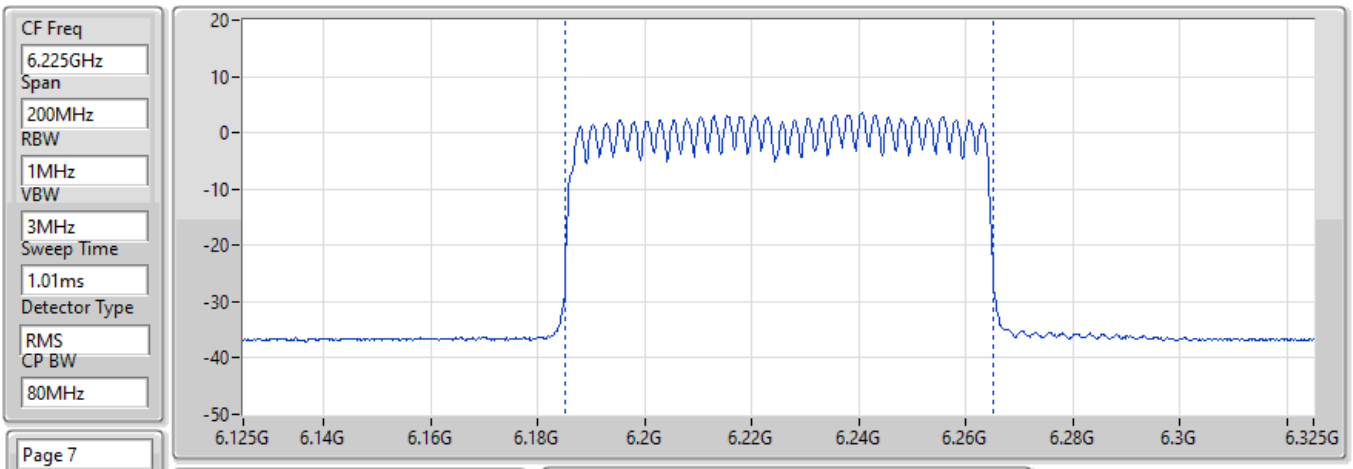

EIRP (dBm)
20.52

EIRP=Pr+Lp [Lp Free Space Path Loss]
Pr=Pmeas-Gr+Lc-Gamp

Pmeas	Gr (dBi)	Lc (dB)	Gamp (dB)	Lp (dB)
0.85	11.65	7.88	34.49	57.93

EIRP;Band:6.2G;ax80;BWch:80MHz;Nss:1,(M0);Nant:2;Ch:6385MHz;TX

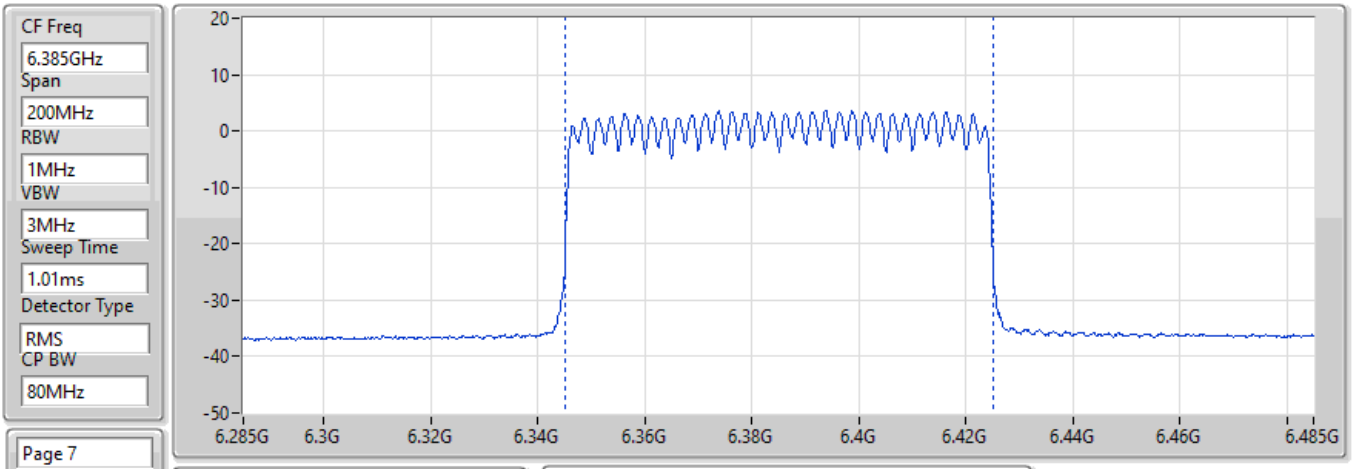

EIRP (dBm)
21.08

EIRP=Pr+Lp [Lp Free Space Path Loss]
Pr=Pmeas-Gr+Lc-Gamp

Pmeas	Gr (dBi)	Lc (dB)	Gamp (dB)	Lp (dB)
0.99	11.43	7.93	34.56	58.15

EIRP;Band:6.4G;ax80;BWch:80MHz;Nss:1,(M0);Nant:2;Ch:6465MHz;TX

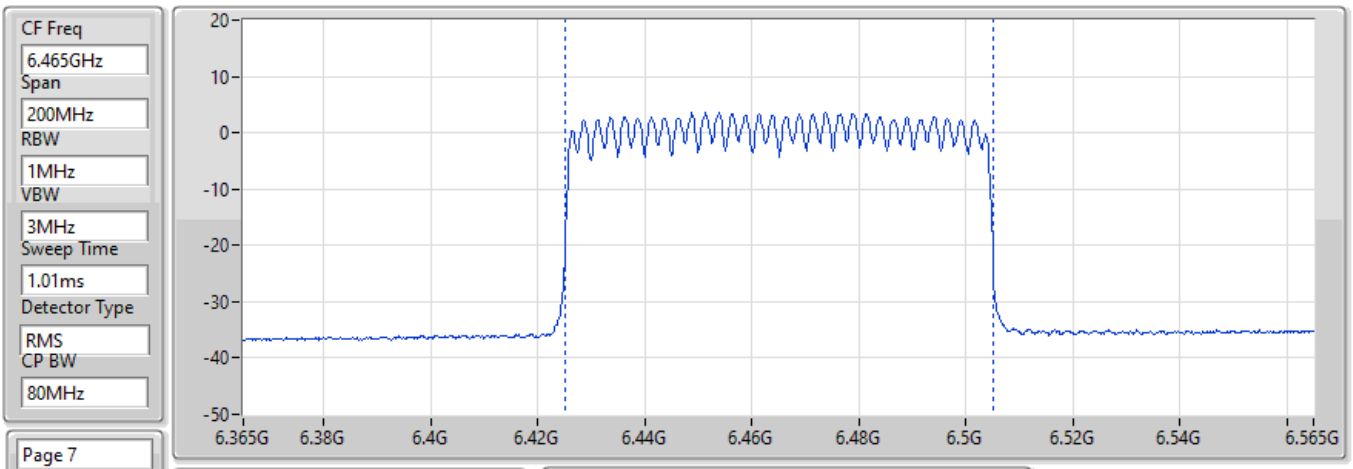

EIRP (dBm)
20.96

EIRP=Pr+Lp [Lp Free Space Path Loss]
Pr=Pmeas-Gr+Lc-Gamp

Pmeas	Gr (dBi)	Lc (dB)	Gamp (dB)	Lp (dB)
0.73	11.44	8.01	34.59	58.25

EIRP;Band:6.4G;ax80;BWch:80MHz;Nss:1,(M0);Nant:2;Ch:6545MHz;TX

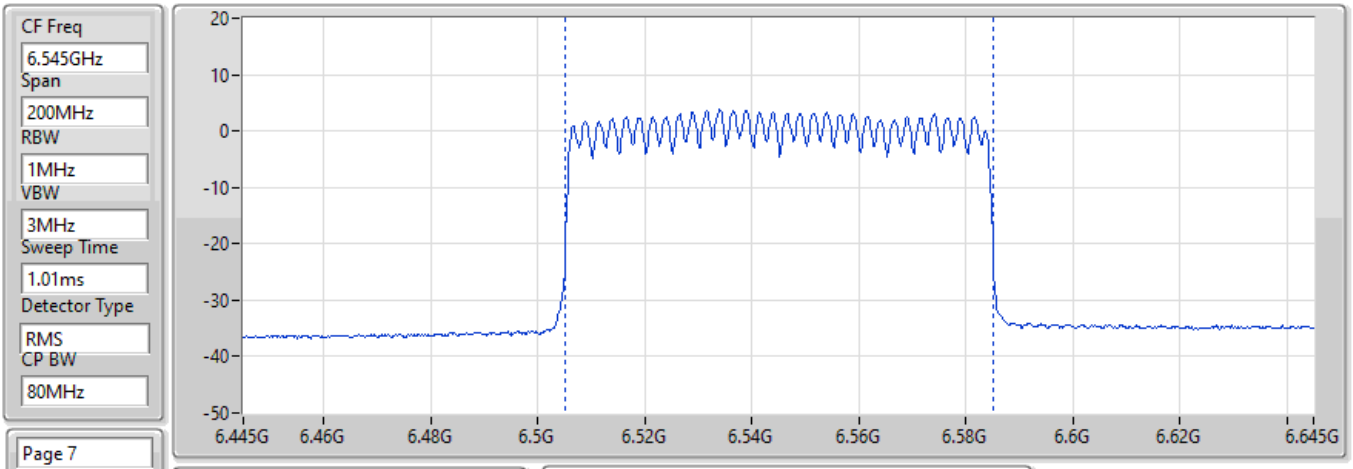

EIRP (dBm)
20.85

EIRP=Pr+Lp [Lp Free Space Path Loss]
Pr=Pmeas-Gr+Lc-Gamp

Pmeas	Gr (dBi)	Lc (dB)	Gamp (dB)	Lp (dB)
-0.06	10.94	8.11	34.62	58.36

EIRP;Band:6.7G;ax80;BWch:80MHz;Nss:1,(M0);Nant:2;Ch:6625MHz;TX

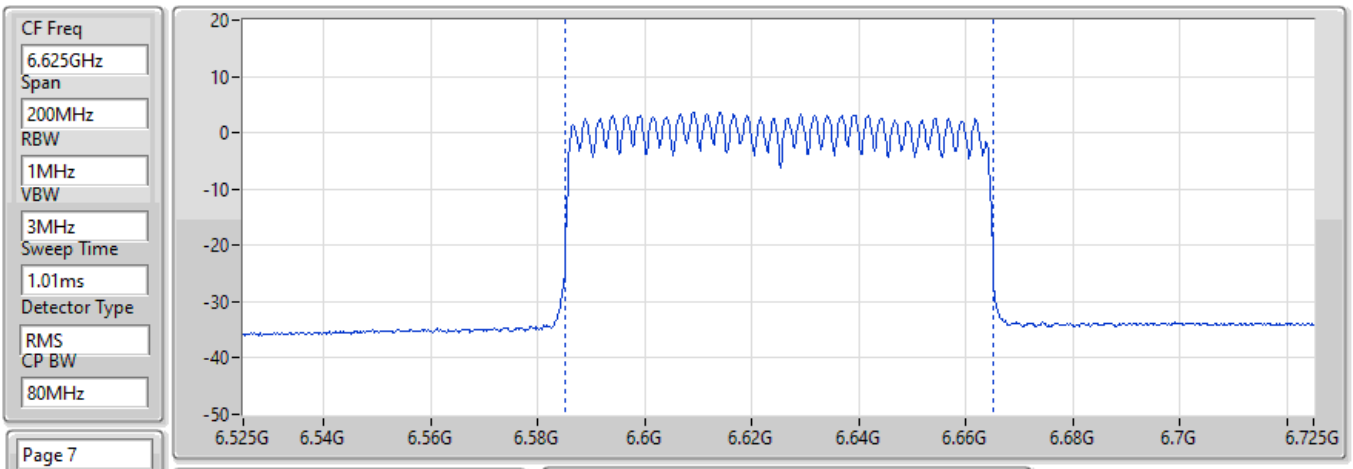

EIRP (dBm)
20.8

EIRP=Pr+Lp [Lp Free Space Path Loss]
Pr=Pmeas-Gr+Lc-Gamp

Pmeas	Gr (dBi)	Lc (dB)	Gamp (dB)	Lp (dB)
-0.45	10.75	8.18	34.65	58.47

EIRP;Band:6.7G;ax80;BWch:80MHz;Nss:1,(M0);Nant:2;Ch:6705MHz;TX

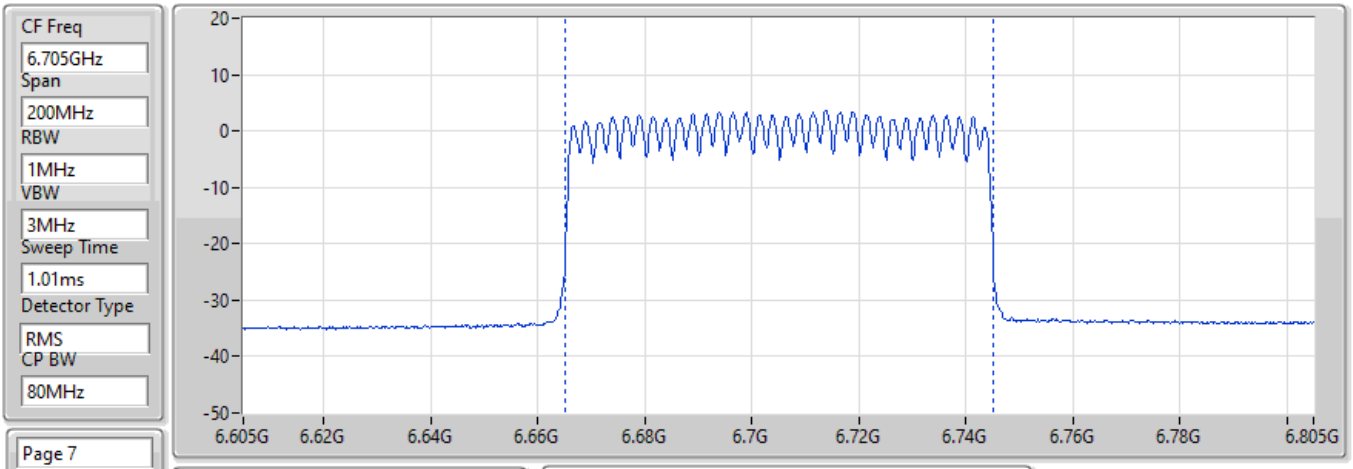

EIRP (dBm)
20.67

EIRP=Pr+Lp [Lp Free Space Path Loss]
Pr=Pmeas-Gr+Lc-Gamp

Pmeas	Gr (dBi)	Lc (dB)	Gamp (dB)	Lp (dB)
-0.82	10.61	8.20	34.67	58.57

EIRP;Band:6.7G;ax80;BWch:80MHz;Nss:1,(M0);Nant:2;Ch:6785MHz;TX

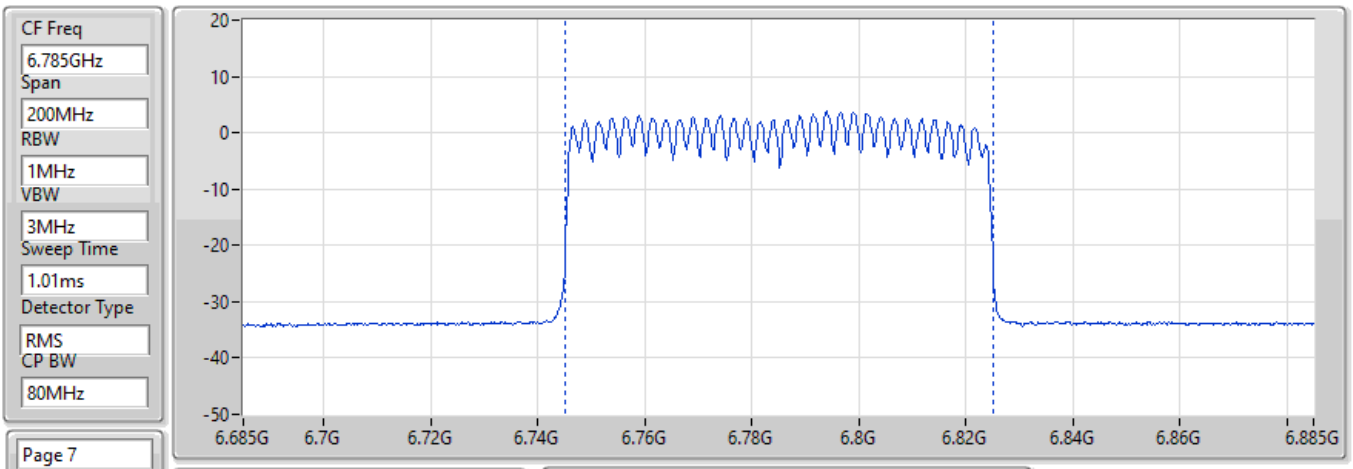

EIRP (dBm)
20.55

EIRP=Pr+Lp [Lp Free Space Path Loss]
Pr=Pmeas-Gr+Lc-Gamp

Pmeas	Gr (dBi)	Lc (dB)	Gamp (dB)	Lp (dB)
-0.79	10.84	8.21	34.70	58.67

EIRP;Band:6.7G;ax80;BWch:80MHz;Nss:1,(M0);Nant:2;Ch:6865MHz;TX

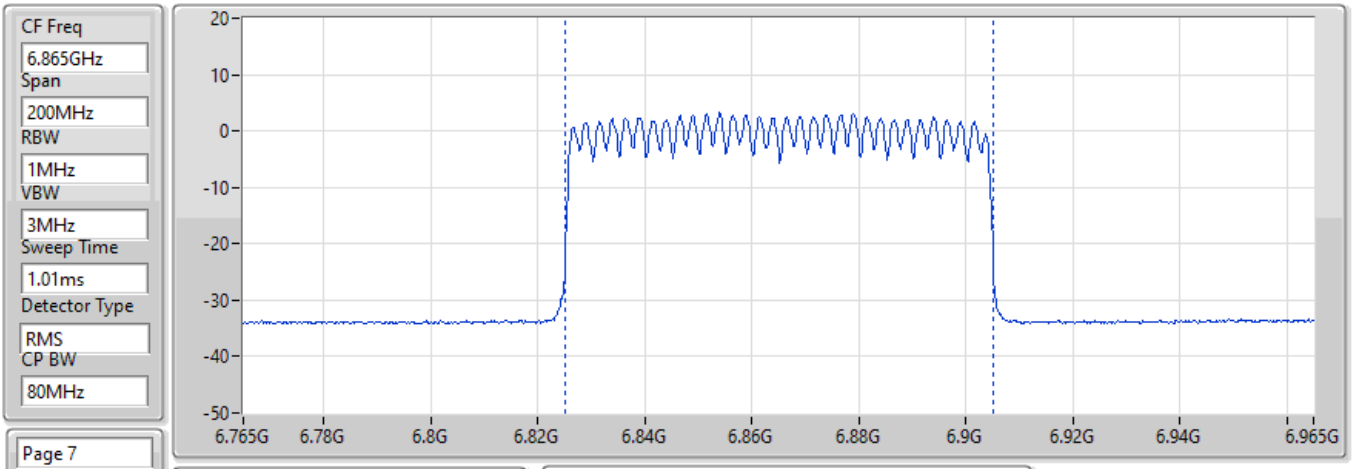

EIRP (dBm)
20.3

EIRP=Pr+Lp [Lp Free Space Path Loss]
Pr=Pmeas-Gr+Lc-Gamp

Pmeas	Gr (dBi)	Lc (dB)	Gamp (dB)	Lp (dB)
-0.93	11.03	8.20	34.72	58.78

EIRP;Band:7.0G;ax80;BWch:80MHz;Nss:1,(M0);Nant:2;Ch:6945MHz;TX

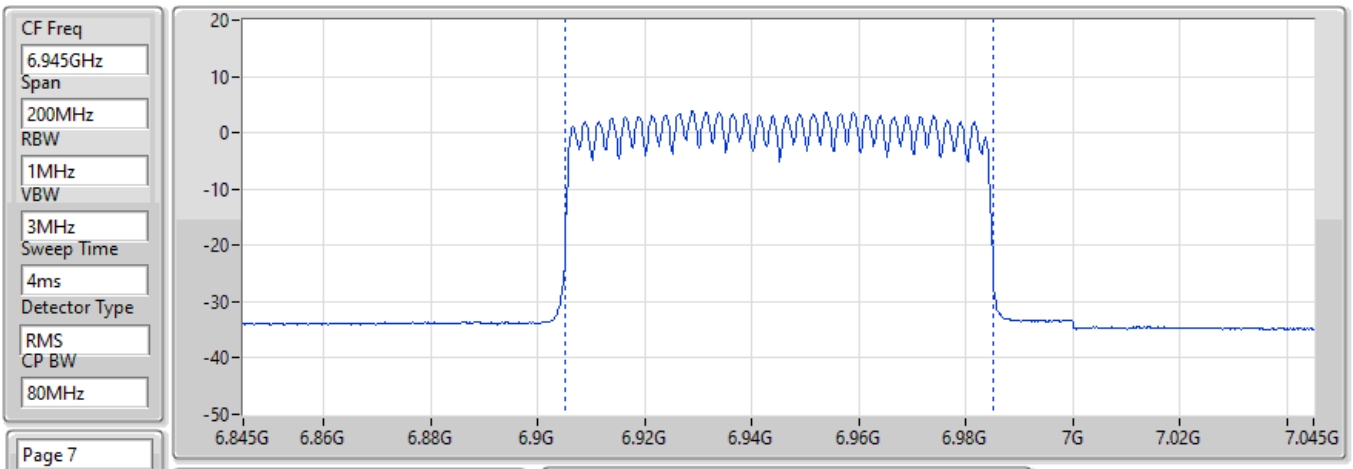

EIRP (dBm)
21.02

EIRP=Pr+Lp [Lp Free Space Path Loss]
Pr=Pmeas-Gr+Lc-Gamp

Pmeas	Gr (dBi)	Lc (dB)	Gamp (dB)	Lp (dB)
-0.21	11.10	8.19	34.74	58.88

EIRP;Band:7.0G;ax80;BWch:80MHz;Nss:1,(M0);Nant:2;Ch:7025MHz;TX

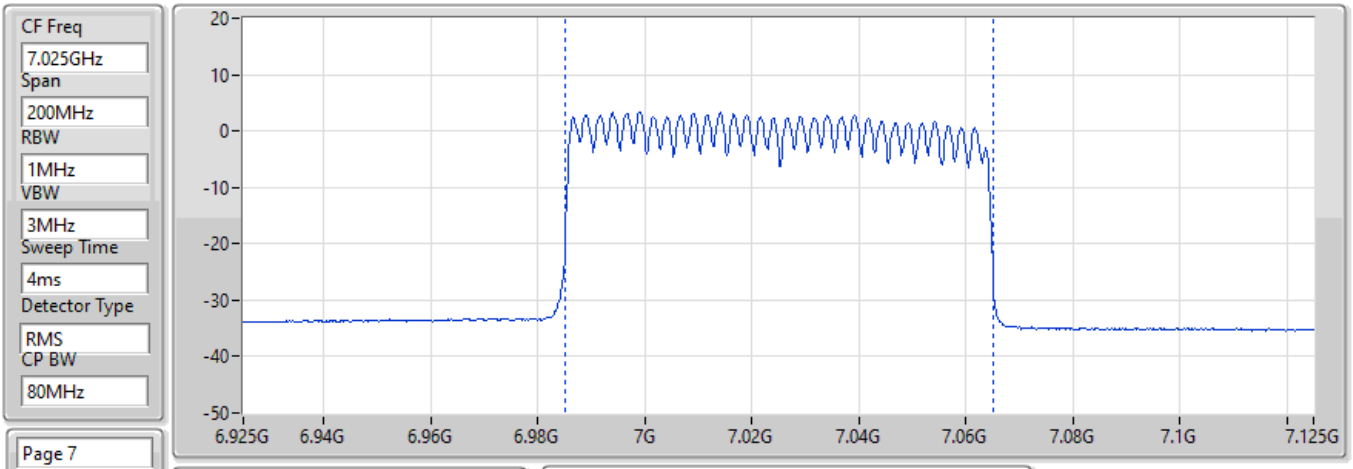

EIRP (dBm)
20.43

EIRP=Pr+Lp [Lp Free Space Path Loss]
Pr=Pmeas-Gr+Lc-Gamp

Pmeas	Gr (dBi)	Lc (dB)	Gamp (dB)	Lp (dB)
-0.85	11.15	8.21	34.76	58.98

EIRP;Band:6.2G;ax160;BWch:160MHz;Nss:1,(M0);Nant:2;Ch:6025MHz;TX

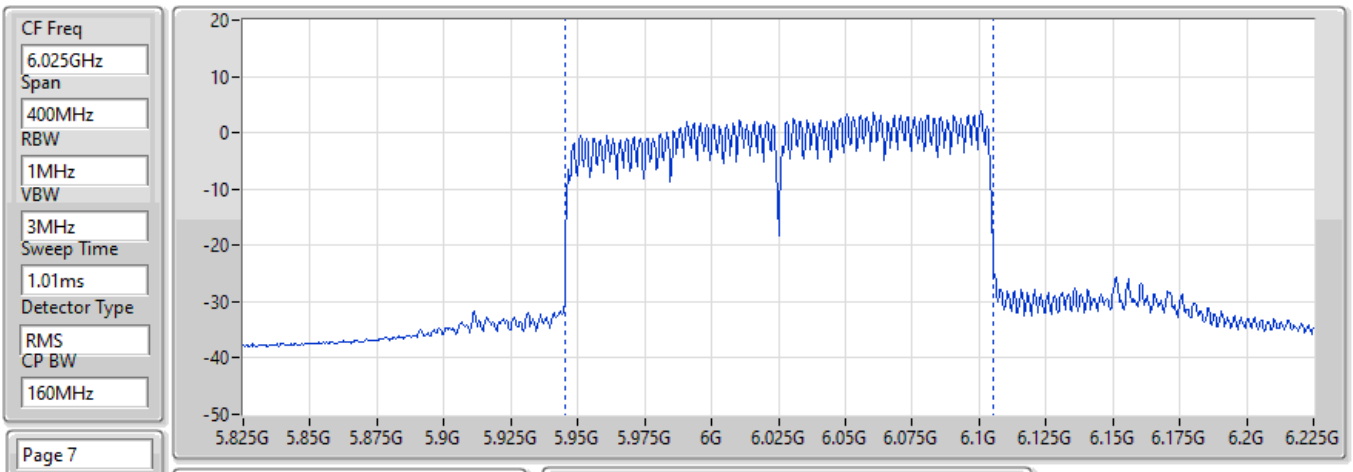

EIRP (dBm)
22.91

EIRP=Pr+Lp [Lp Free Space Path Loss]
Pr=Pmeas-Gr+Lc-Gamp

Pmeas	Gr (dBi)	Lc (dB)	Gamp (dB)	Lp (dB)
3.52	11.65	7.80	34.40	57.64

EIRP;Band:6.2G;ax160;BWch:160MHz;Nss:1,(M0);Nant:2;Ch:6185MHz;TX

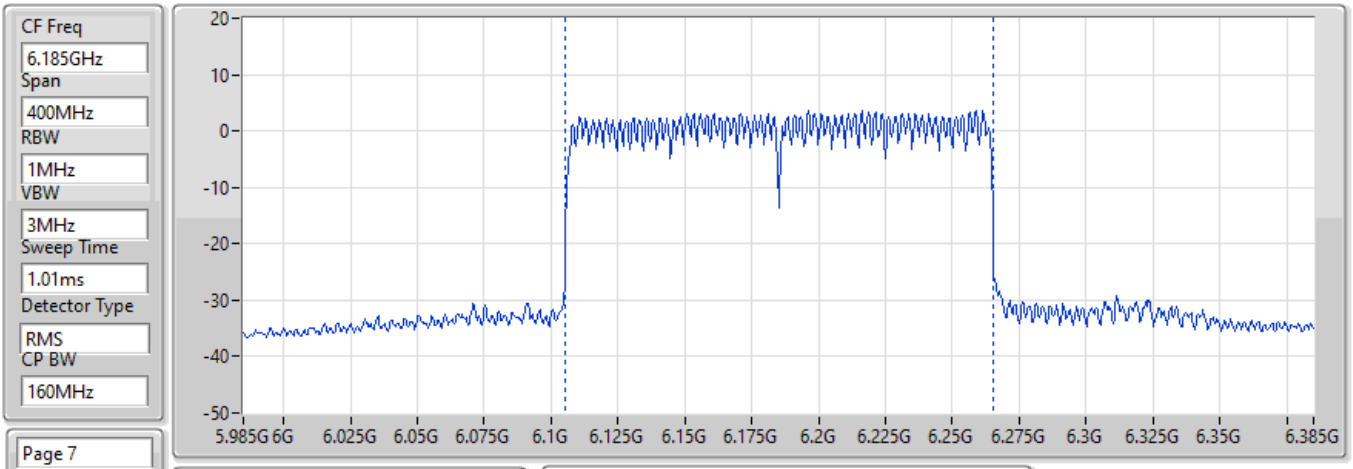

EIRP (dBm)
24.09

EIRP=Pr+Lp [Lp Free Space Path Loss]
Pr=Pmeas-Gr+Lc-Gamp

Pmeas	Gr (dBi)	Lc (dB)	Gamp (dB)	Lp (dB)
4.60	11.77	7.86	34.47	57.87

EIRP;Band:6.2G;ax160;BWch:160MHz;Nss:1,(M0);Nant:2;Ch:6345MHz;TX

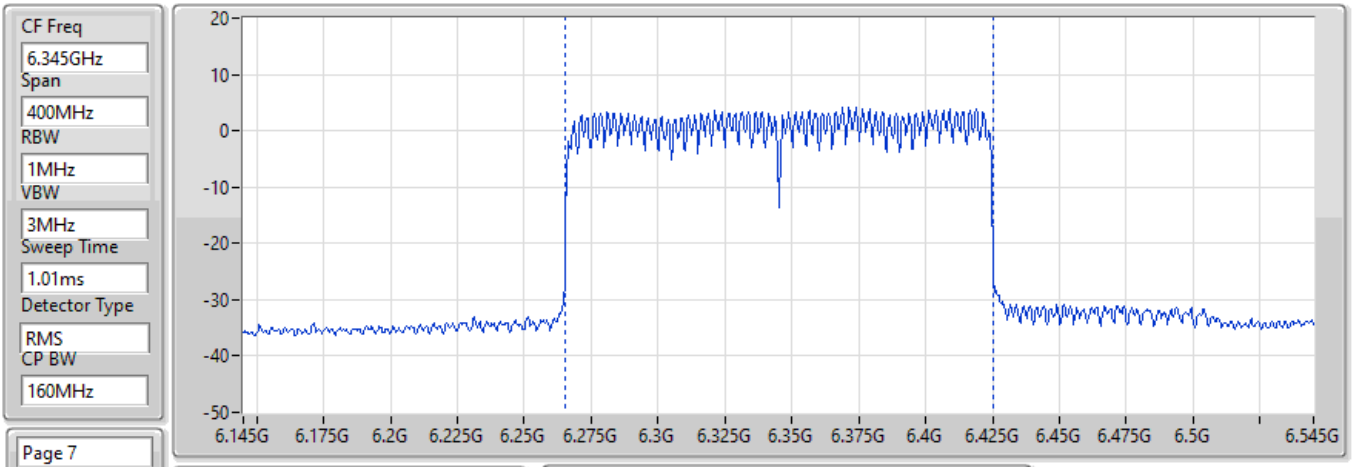

EIRP (dBm)
24.39

EIRP=Pr+Lp [Lp Free Space Path Loss]
Pr=Pmeas-Gr+Lc-Gamp

Pmeas	Gr (dBi)	Lc (dB)	Gamp (dB)	Lp (dB)
4.44	11.51	7.91	34.54	58.09

EIRP;Band:6.4G;ax160;BWch:160MHz;Nss:1,(M0);Nant:2;Ch:6505MHz;TX

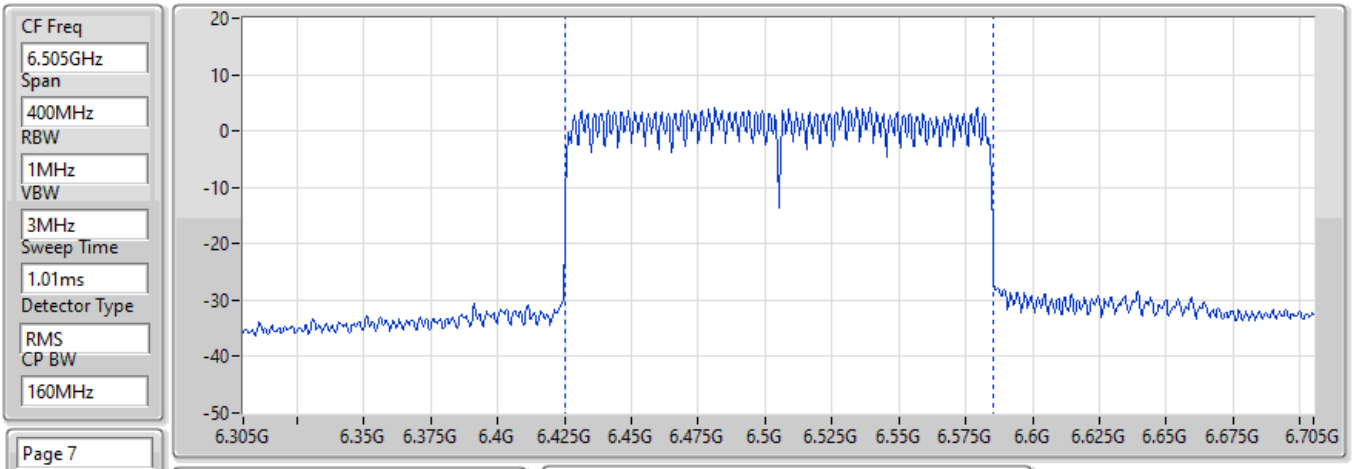

EIRP (dBm)
24.6

EIRP=Pr+Lp [Lp Free Space Path Loss]
Pr=Pmeas-Gr+Lc-Gamp

Pmeas	Gr (dBi)	Lc (dB)	Gamp (dB)	Lp (dB)
4.10	11.26	8.06	34.61	58.31

EIRP;Band:6.7G;ax160;BWch:160MHz;Nss:1,(M0);Nant:2;Ch:6665MHz;TX

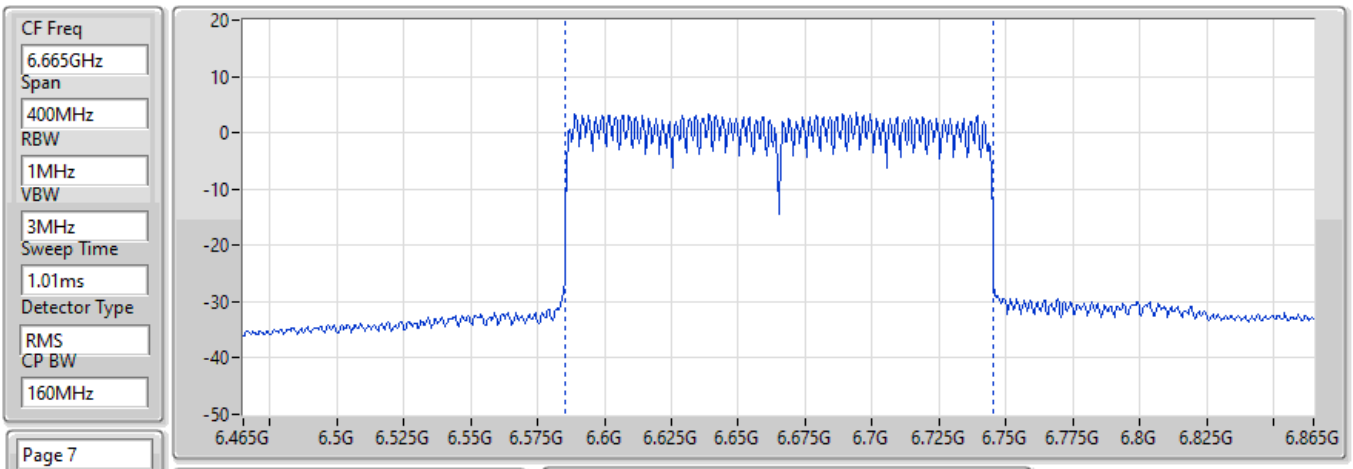

EIRP (dBm)
23.95

EIRP=Pr+Lp [Lp Free Space Path Loss]
Pr=Pmeas-Gr+Lc-Gamp

Pmeas	Gr (dBi)	Lc (dB)	Gamp (dB)	Lp (dB)
2.64	10.74	8.19	34.66	58.52

EIRP;Band:6.7G;ax160;BWch:160MHz;Nss:1,(M0);Nant:2;Ch:6825MHz;TX

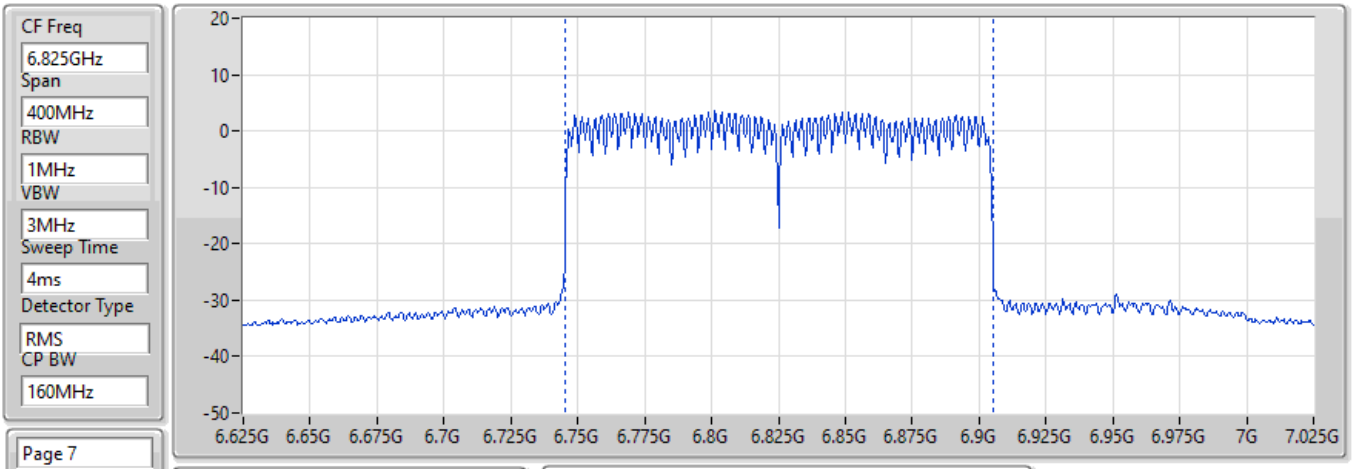

EIRP (dBm)
23.77

EIRP=Pr+Lp [Lp Free Space Path Loss]
Pr=Pmeas-Gr+Lc-Gamp

Pmeas	Gr (dBi)	Lc (dB)	Gamp (dB)	Lp (dB)
2.50	10.95	8.21	34.71	58.72

EIRP;Band:7.0G;ax160;BWch:160MHz;Nss:1,(M0);Nant:2;Ch:6985MHz;TX

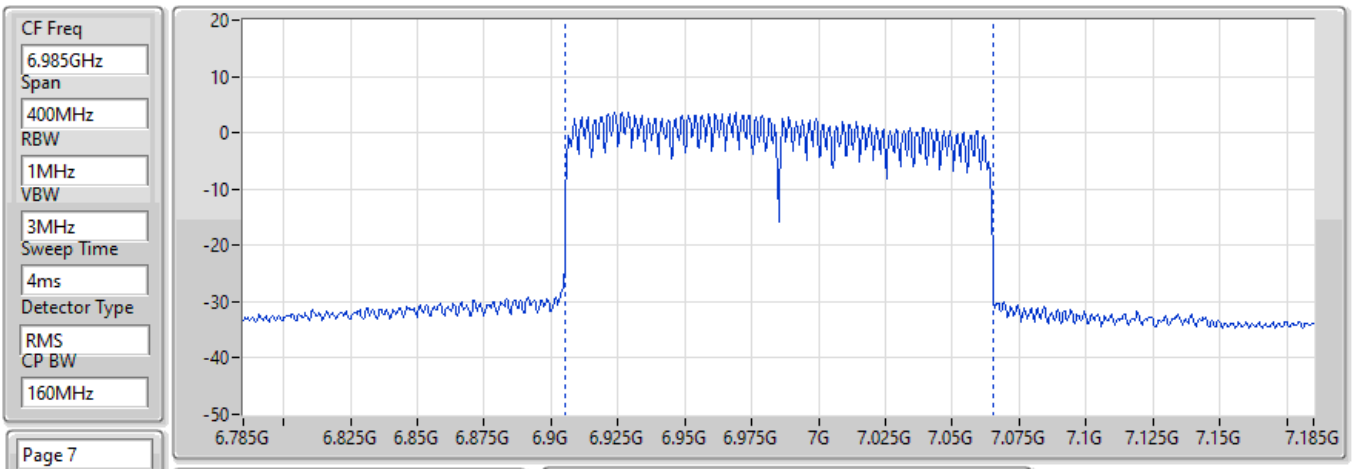

EIRP (dBm)
23.38

EIRP=Pr+Lp [Lp Free Space Path Loss]
Pr=Pmeas-Gr+Lc-Gamp

Pmeas	Gr (dBi)	Lc (dB)	Gamp (dB)	Lp (dB)
2.20	11.17	8.18	34.76	58.93

Summary

Mode	EIRP (dBm)	EIRP (W)
5.925-6.425GHz	-	-
802.11ax HEW20-BF_Nss1,(MCS0)_2TX	18.46	0.07015
802.11ax HEW40-BF_Nss1,(MCS0)_2TX	19.69	0.09311
802.11ax HEW80-BF_Nss1,(MCS0)_2TX	24.21	0.26363
802.11ax HEW160-BF_Nss1,(MCS0)_2TX	26.68	0.46559
6.425-6.525GHz	-	-
802.11ax HEW20-BF_Nss1,(MCS0)_2TX	19.41	0.08730
802.11ax HEW40-BF_Nss1,(MCS0)_2TX	20.31	0.10740
802.11ax HEW80-BF_Nss1,(MCS0)_2TX	23.57	0.22751
802.11ax HEW160-BF_Nss1,(MCS0)_2TX	25.72	0.37325
6.525-6.875GHz	-	-
802.11ax HEW20-BF_Nss1,(MCS0)_2TX	18.13	0.06501
802.11ax HEW40-BF_Nss1,(MCS0)_2TX	21.50	0.14125
802.11ax HEW80-BF_Nss1,(MCS0)_2TX	24.94	0.31189
802.11ax HEW160-BF_Nss1,(MCS0)_2TX	25.43	0.34914
6.875-7.125GHz	-	-
802.11ax HEW20-BF_Nss1,(MCS0)_2TX	18.33	0.06808
802.11ax HEW40-BF_Nss1,(MCS0)_2TX	21.21	0.13213
802.11ax HEW80-BF_Nss1,(MCS0)_2TX	23.38	0.21777
802.11ax HEW160-BF_Nss1,(MCS0)_2TX	24.16	0.26062

Result

Mode	Result	EIRP (dBm)	EIRP Limit (dBm)
802.11ax HEW20-BF_Nss1,(MCS0)_2TX	-	-	-
5935MHz	Pass	15.35	30.00
5955MHz	Pass	18.46	30.00
6195MHz	Pass	17.60	30.00
6415MHz	Pass	17.91	30.00
6435MHz	Pass	16.60	30.00
6475MHz	Pass	17.32	30.00
6515MHz	Pass	19.41	30.00
6535MHz	Pass	18.13	30.00
6695MHz	Pass	17.25	30.00
6875MHz Straddle 6.525-6.875GHz	Pass	16.71	30.00
6895MHz	Pass	16.55	30.00
6995MHz	Pass	18.33	30.00
7095MHz	Pass	18.06	30.00
7115MHz	Pass	13.78	30.00
802.11ax HEW40-BF_Nss1,(MCS0)_2TX	-	-	-
5965MHz	Pass	18.64	30.00
6205MHz	Pass	19.61	30.00
6405MHz	Pass	19.69	30.00
6445MHz	Pass	19.78	30.00
6485MHz	Pass	19.73	30.00
6525MHz Straddle 6.425-6.525GHz	Pass	20.31	30.00
6565MHz	Pass	20.12	30.00
6685MHz	Pass	21.50	30.00
6885MHz Straddle 6.525-6.875GHz	Pass	19.85	30.00
6925MHz	Pass	21.21	30.00
7005MHz	Pass	18.77	30.00
7085MHz	Pass	20.02	30.00
802.11ax HEW80-BF_Nss1,(MCS0)_2TX	-	-	-
5985MHz	Pass	22.77	30.00
6225MHz	Pass	24.21	30.00
6385MHz	Pass	23.45	30.00
6465MHz	Pass	23.11	30.00
6545MHz Straddle 6.425-6.525GHz	Pass	23.57	30.00
6625MHz	Pass	24.10	30.00
6705MHz	Pass	24.94	30.00
6785MHz	Pass	23.80	30.00
6865MHz Straddle 6.525-6.875GHz	Pass	23.31	30.00
6945MHz	Pass	21.83	30.00
7025MHz	Pass	23.38	30.00
802.11ax HEW160-BF_Nss1,(MCS0)_2TX	-	-	-
6025MHz	Pass	24.82	30.00
6185MHz	Pass	26.68	30.00
6345MHz	Pass	26.31	30.00
6505MHz Straddle 6.425-6.525GHz	Pass	25.72	30.00
6665MHz	Pass	25.43	30.00
6825MHz Straddle 6.525-6.875GHz	Pass	25.08	30.00
6985MHz	Pass	24.16	30.00

DG = Directional Gain; Port X = Port X output power

EIRP;Band:6.2G;ax20,BF;BWch:20MHz;Nss:1,(M0);Nant:2;Ch:5935MHz;TX

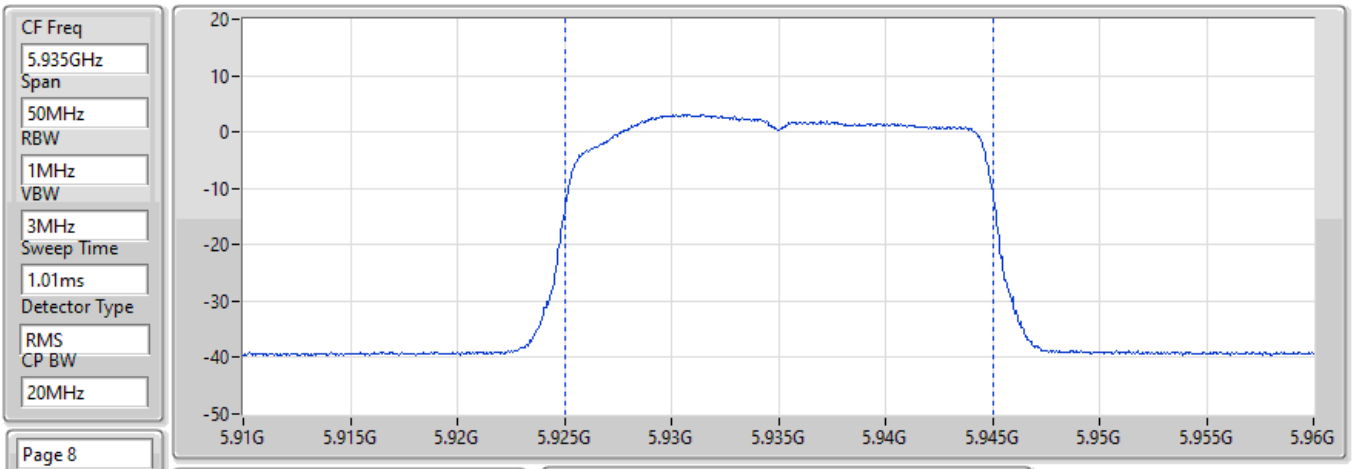

EIRP (dBm)
15.35

EIRP=Pr+Lp [Lp Free Space Path Loss]
Pr=Pmeas-Gr+Lc-Gamp

Pmeas	Gr (dBi)	Lc (dB)	Gamp (dB)	Lp (dB)
-4.07	11.41	7.69	34.37	57.51

EIRP;Band:6.2G;ax20,BF;BWch:20MHz;Nss:1,(M0);Nant:2;Ch:5955MHz;TX

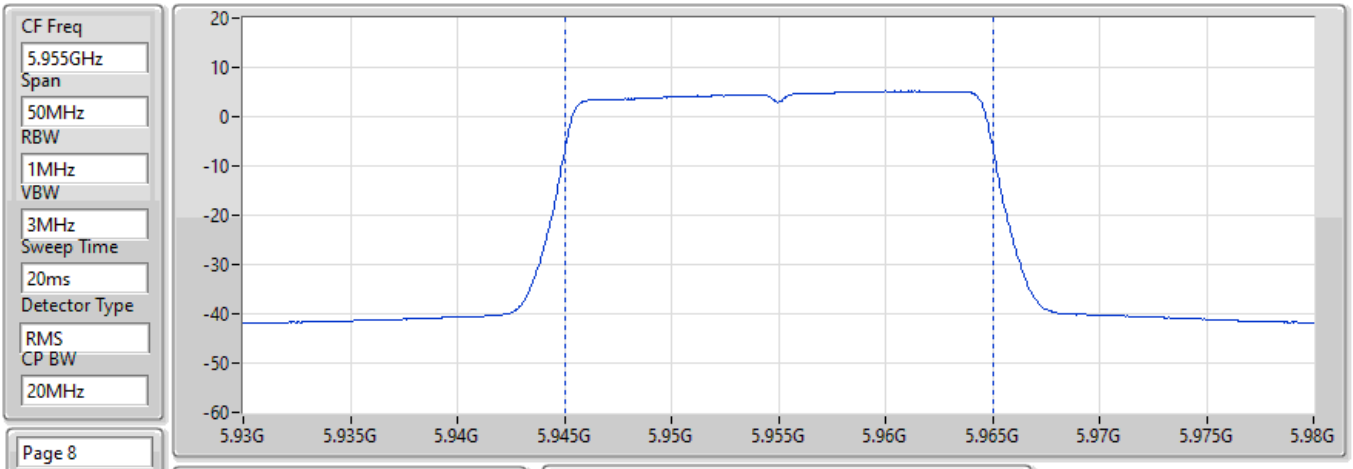

EIRP (dBm)
18.46

EIRP=Pr+Lp [Lp Free Space Path Loss]
Pr=Pmeas-Gr+Lc-Gamp

Pmeas	Gr (dBi)	Lc (dB)	Gamp (dB)	Lp (dB)
-0.90	11.52	7.72	34.38	57.54

EIRP;Band:6.2G;ax20,BF;BWch:20MHz;Nss:1,(M0);Nant:2;Ch:6195MHz;TX

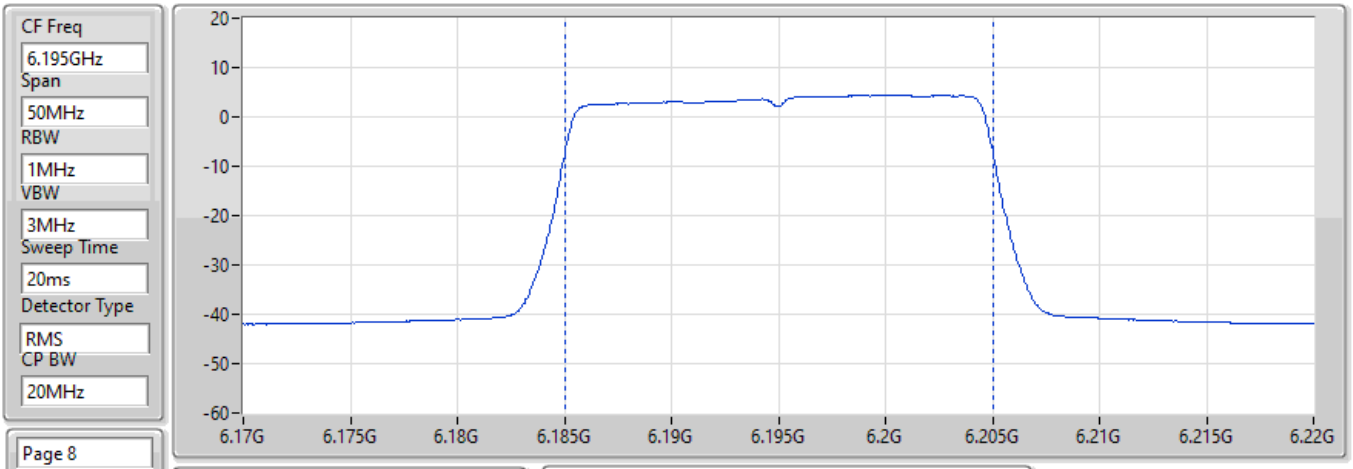

EIRP (dBm)
17.6

EIRP=Pr+Lp [Lp Free Space Path Loss]
Pr=Pmeas-Gr+Lc-Gamp

Pmeas	Gr (dBi)	Lc (dB)	Gamp (dB)	Lp (dB)
-1.88	11.79	7.87	34.48	57.88

EIRP;Band:6.2G;ax20,BF;BWch:20MHz;Nss:1,(M0);Nant:2;Ch:6415MHz;TX

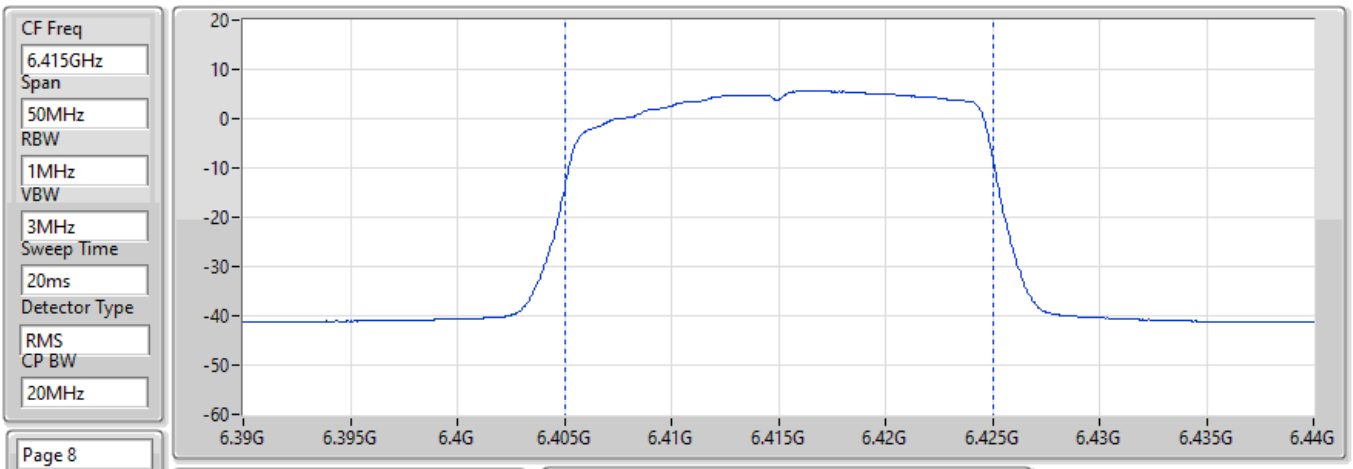

EIRP (dBm)
17.91

EIRP=Pr+Lp [Lp Free Space Path Loss]
Pr=Pmeas-Gr+Lc-Gamp

Pmeas	Gr (dBi)	Lc (dB)	Gamp (dB)	Lp (dB)
-2.23	11.43	7.95	34.57	58.19

EIRP;Band:6.4G;ax20,BF;BWch:20MHz;Nss:1,(M0);Nant:2;Ch:6435MHz;TX

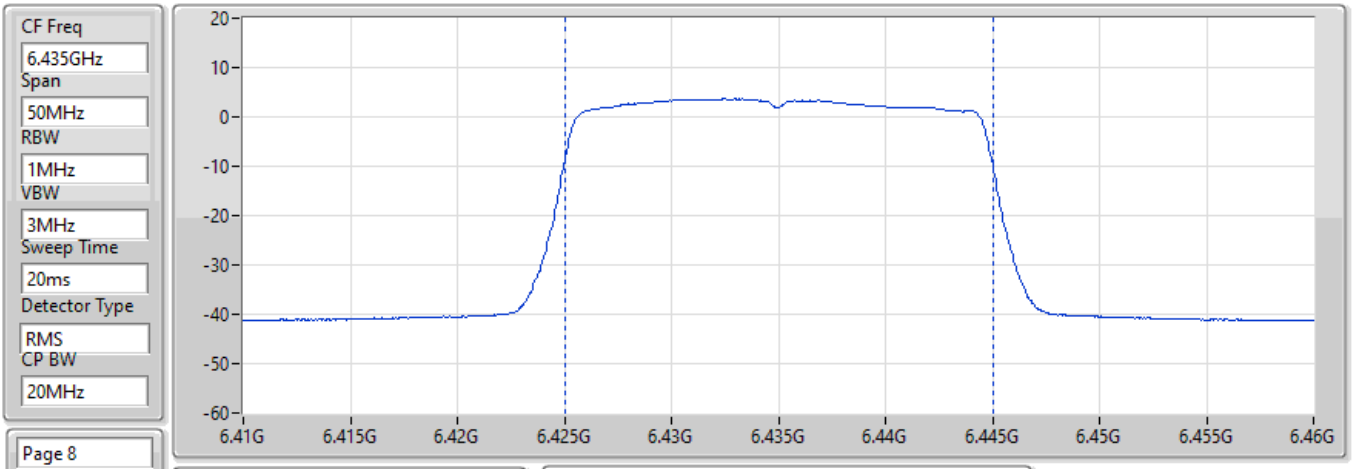

EIRP (dBm)
16.6

EIRP=Pr+Lp [Lp Free Space Path Loss]
Pr=Pmeas-Gr+Lc-Gamp

Pmeas	Gr (dBi)	Lc (dB)	Gamp (dB)	Lp (dB)
-3.53	11.47	7.97	34.58	58.21

EIRP;Band:6.4G;ax20,BF;BWch:20MHz;Nss:1,(M0);Nant:2;Ch:6475MHz;TX

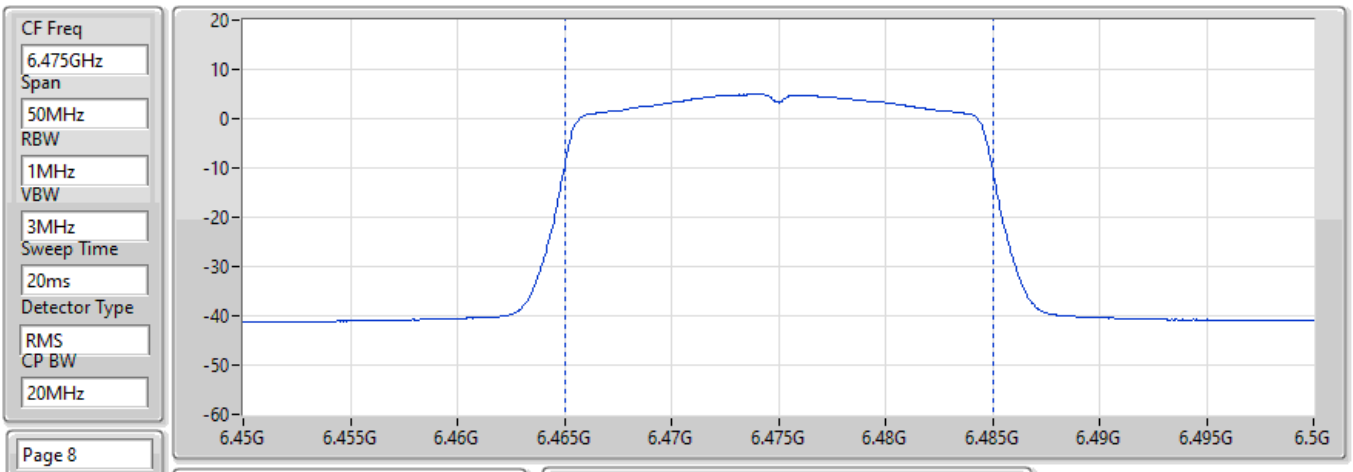

EIRP (dBm)
17.32

EIRP=Pr+Lp [Lp Free Space Path Loss]
Pr=Pmeas-Gr+Lc-Gamp

Pmeas	Gr (dBi)	Lc (dB)	Gamp (dB)	Lp (dB)
-2.97	11.40	8.02	34.60	58.27

EIRP;Band:6.4G;ax20,BF;BWch:20MHz;Nss:1,(M0);Nant:2;Ch:6515MHz;TX

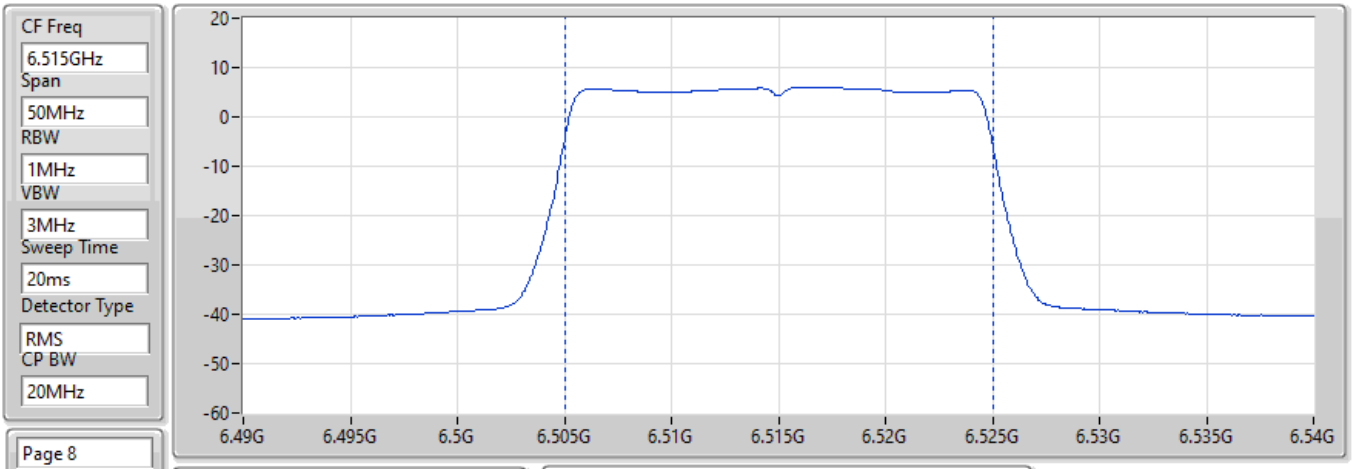

EIRP (dBm)
19.41

EIRP=Pr+Lp [Lp Free Space Path Loss]
Pr=Pmeas-Gr+Lc-Gamp

Pmeas	Gr (dBi)	Lc (dB)	Gamp (dB)	Lp (dB)
-1.19	11.18	8.07	34.61	58.32

EIRP;Band:6.7G;ax20,BF;BWch:20MHz;Nss:1,(M0);Nant:2;Ch:6535MHz;TX

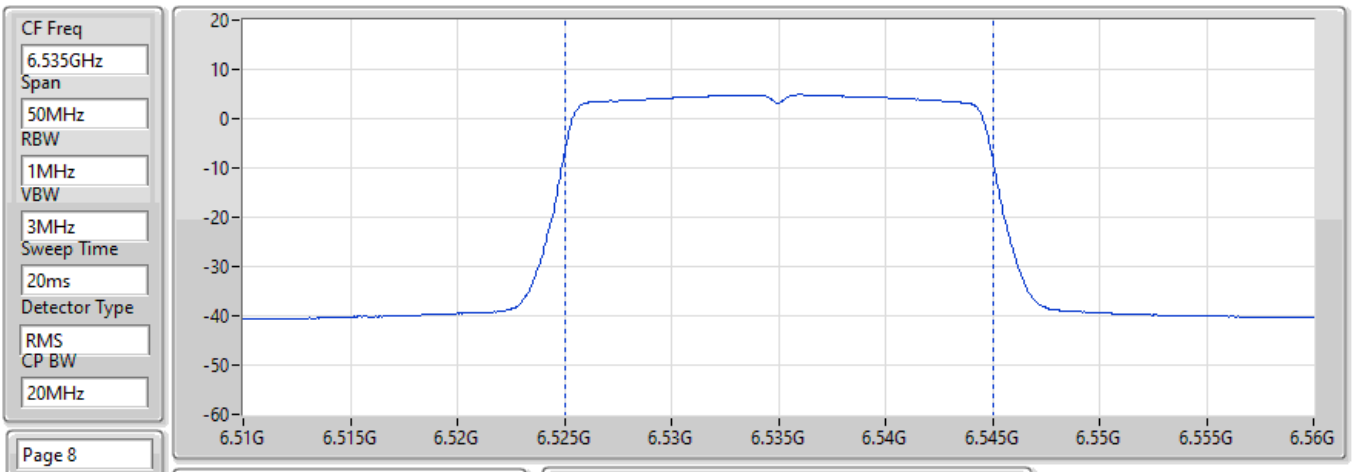

EIRP (dBm)
18.13

EIRP=Pr+Lp [Lp Free Space Path Loss]
Pr=Pmeas-Gr+Lc-Gamp

Pmeas	Gr (dBi)	Lc (dB)	Gamp (dB)	Lp (dB)
-2.68	11.02	8.10	34.62	58.35

EIRP;Band:6.7G;ax20,BF;BWch:20MHz;Nss:1,(M0);Nant:2;Ch:6695MHz;TX

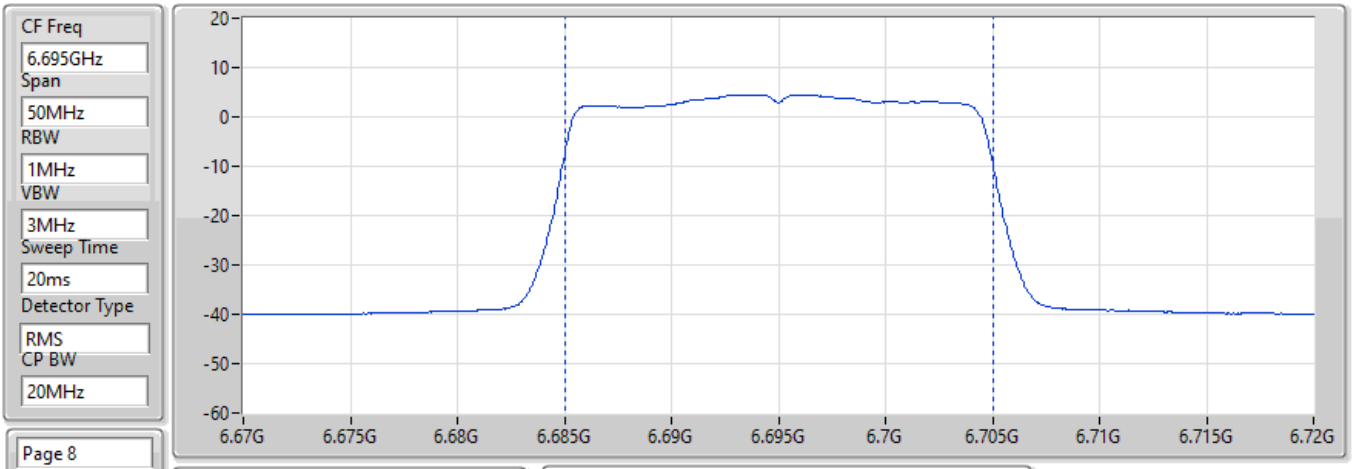

EIRP (dBm)
17.25

EIRP=Pr+Lp [Lp Free Space Path Loss]
Pr=Pmeas-Gr+Lc-Gamp

Pmeas	Gr (dBi)	Lc (dB)	Gamp (dB)	Lp (dB)
-4.21	10.62	8.19	34.67	58.56

EIRP;Band:6.7G;ax20,BF;BWch:20MHz;Nss:1,(M0);Nant:2;Ch:6875MHz;TX

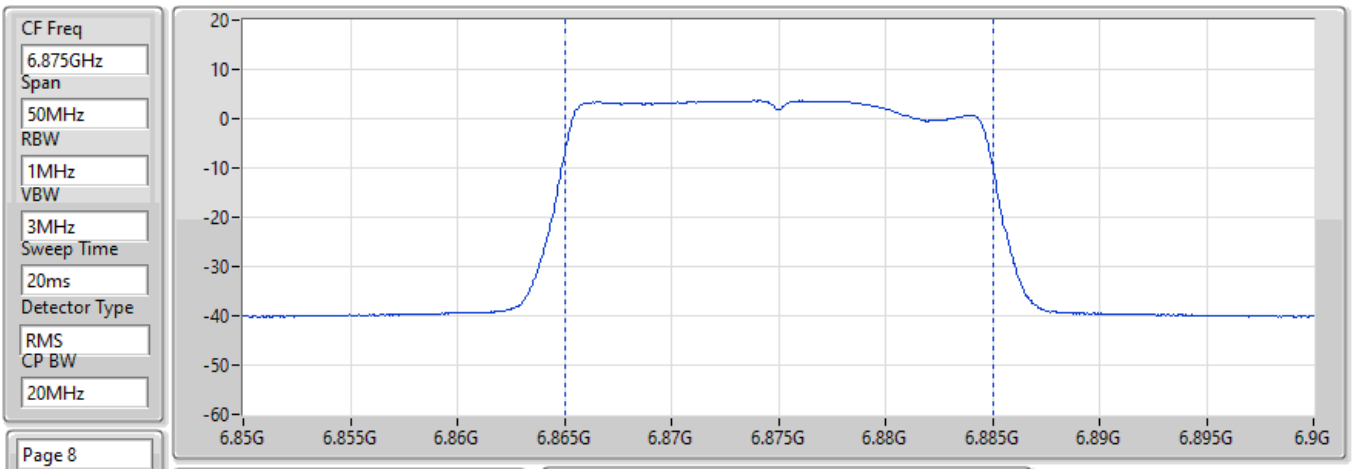

EIRP (dBm)
16.71

EIRP=Pr+Lp [Lp Free Space Path Loss]
Pr=Pmeas-Gr+Lc-Gamp

Pmeas	Gr (dBi)	Lc (dB)	Gamp (dB)	Lp (dB)
-4.51	11.05	8.20	34.72	58.79

EIRP;Band:7.0G;ax20,BF;BWch:20MHz;Nss:1,(M0);Nant:2;Ch:6895MHz;TX

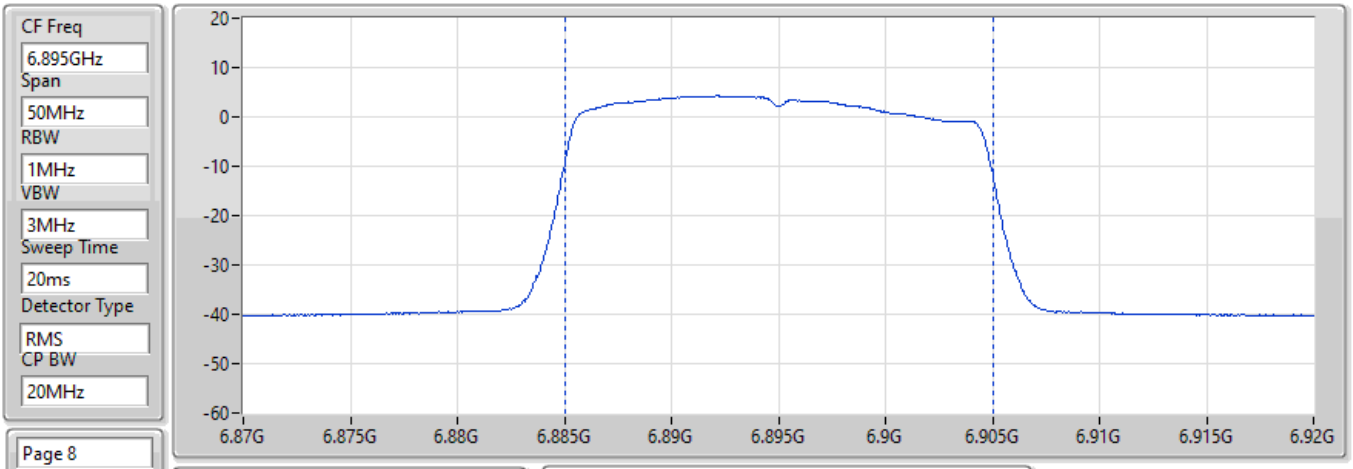

EIRP (dBm)
16.55

EIRP=Pr+Lp [Lp Free Space Path Loss]
Pr=Pmeas-Gr+Lc-Gamp

Pmeas	Gr (dBi)	Lc (dB)	Gamp (dB)	Lp (dB)
-4.64	11.09	8.20	34.73	58.81

EIRP;Band:7.0G;ax20,BF;BWch:20MHz;Nss:1,(M0);Nant:2;Ch:6995MHz;TX

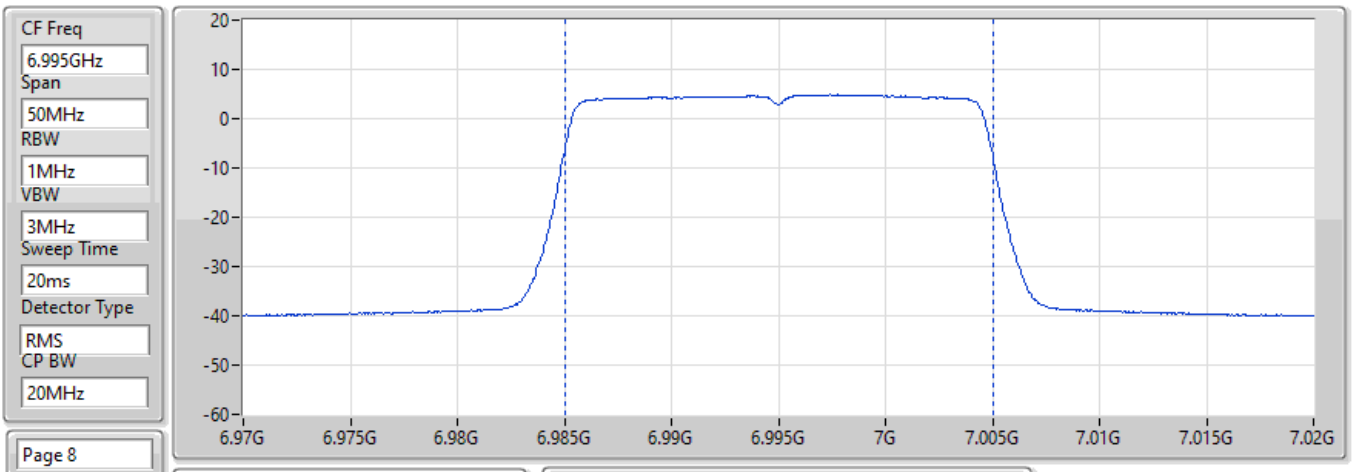

EIRP (dBm)
18.33

EIRP=Pr+Lp [Lp Free Space Path Loss]
Pr=Pmeas-Gr+Lc-Gamp

Pmeas	Gr (dBi)	Lc (dB)	Gamp (dB)	Lp (dB)
-2.84	11.19	8.18	34.76	58.94

EIRP;Band:7.0G;ax20,BF;BWch:20MHz;Nss:1,(M0);Nant:2;Ch:7095MHz;TX

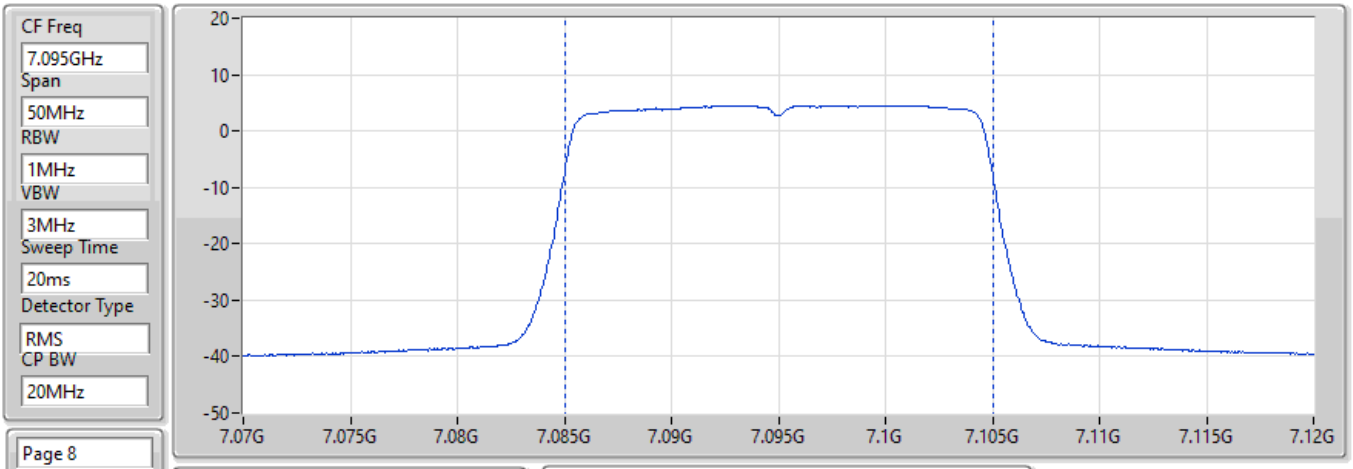

EIRP (dBm)
18.06

EIRP=Pr+Lp [Lp Free Space Path Loss]
Pr=Pmeas-Gr+Lc-Gamp

Pmeas	Gr (dBi)	Lc (dB)	Gamp (dB)	Lp (dB)
-3.68	10.83	8.28	34.77	59.06

EIRP;Band:7.0G;ax20,BF;BWch:20MHz;Nss:1,(M0);Nant:2;Ch:7115MHz;TX

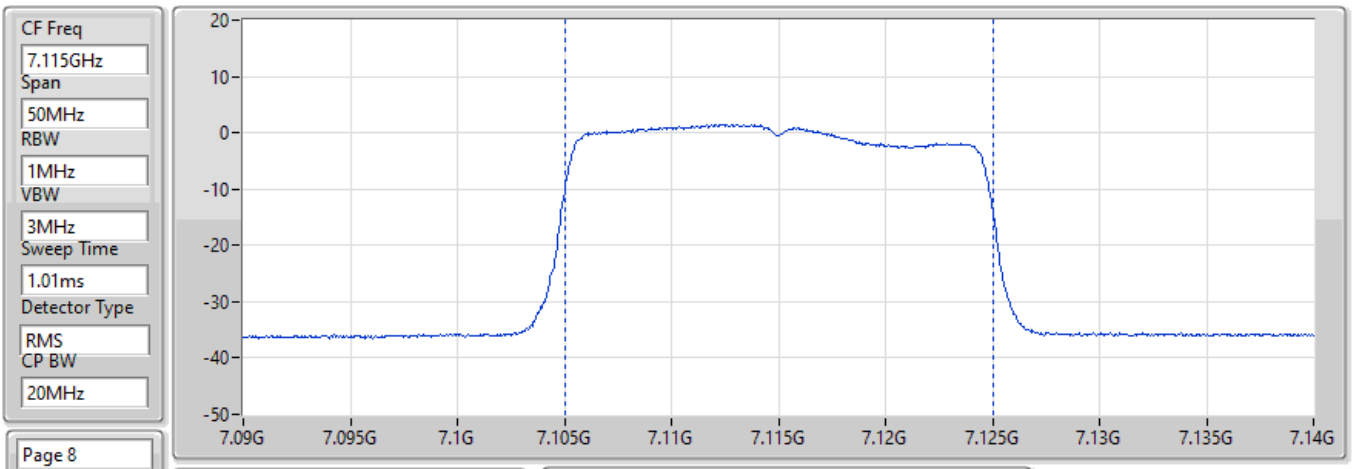

EIRP (dBm)
13.78

EIRP=Pr+Lp [Lp Free Space Path Loss]
Pr=Pmeas-Gr+Lc-Gamp

Pmeas	Gr (dBi)	Lc (dB)	Gamp (dB)	Lp (dB)
-8.07	10.77	8.31	34.78	59.09

EIRP;Band:6.2G;ax40,BF;BWch:40MHz;Nss:1,(M0);Nant:2;Ch:5965MHz;TX

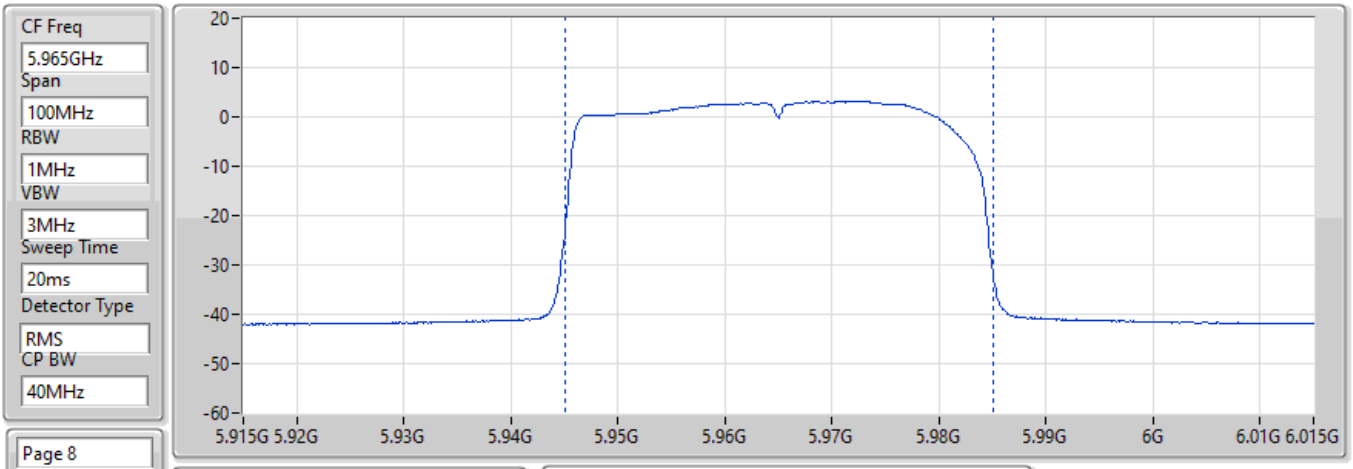

EIRP (dBm)
18.64

EIRP=Pr+Lp [Lp Free Space Path Loss]
Pr=Pmeas-Gr+Lc-Gamp

Pmeas	Gr (dBi)	Lc (dB)	Gamp (dB)	Lp (dB)
-0.70	11.56	7.73	34.38	57.55

EIRP;Band:6.2G;ax40,BF;BWch:40MHz;Nss:1,(M0);Nant:2;Ch:6205MHz;TX

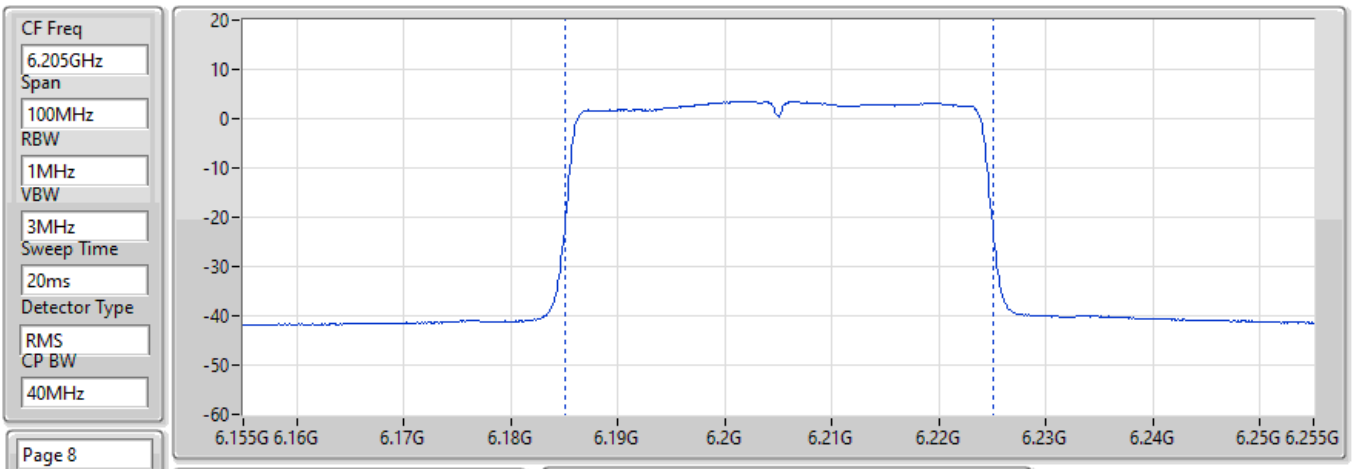

EIRP (dBm)
19.61

EIRP=Pr+Lp [Lp Free Space Path Loss]
Pr=Pmeas-Gr+Lc-Gamp

Pmeas	Gr (dBi)	Lc (dB)	Gamp (dB)	Lp (dB)
0.09	11.77	7.87	34.48	57.90

EIRP;Band:6.2G;ax40,BF;BWch:40MHz;Nss:1,(M0);Nant:2;Ch:6405MHz;TX

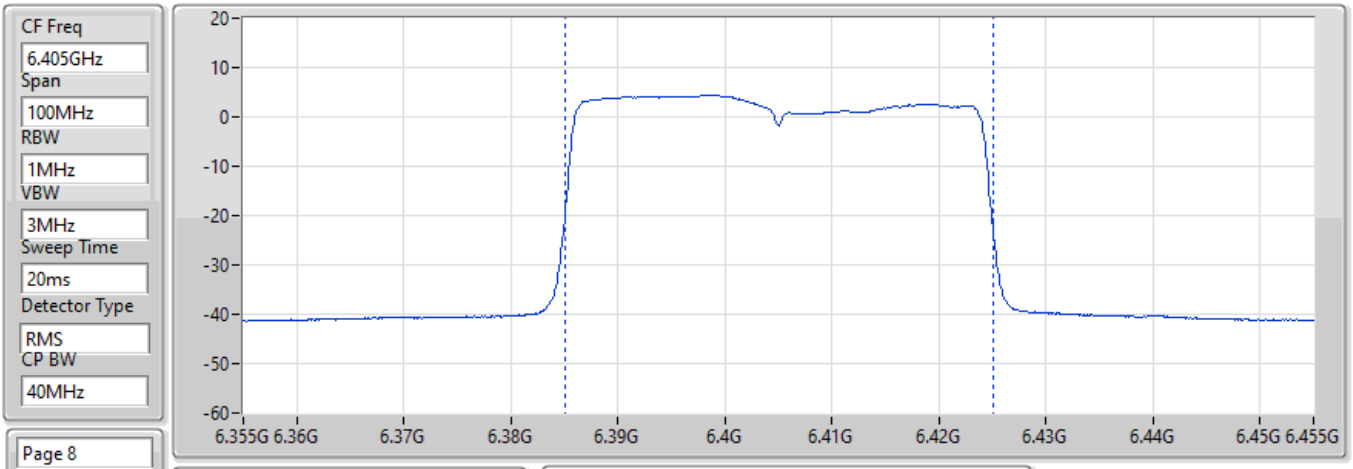

EIRP (dBm)
19.69

EIRP=Pr+Lp [Lp Free Space Path Loss]
Pr=Pmeas-Gr+Lc-Gamp

Pmeas	Gr (dBi)	Lc (dB)	Gamp (dB)	Lp (dB)
-0.44	11.41	7.94	34.57	58.17

EIRP;Band:6.4G;ax40,BF;BWch:40MHz;Nss:1,(M0);Nant:2;Ch:6445MHz;TX

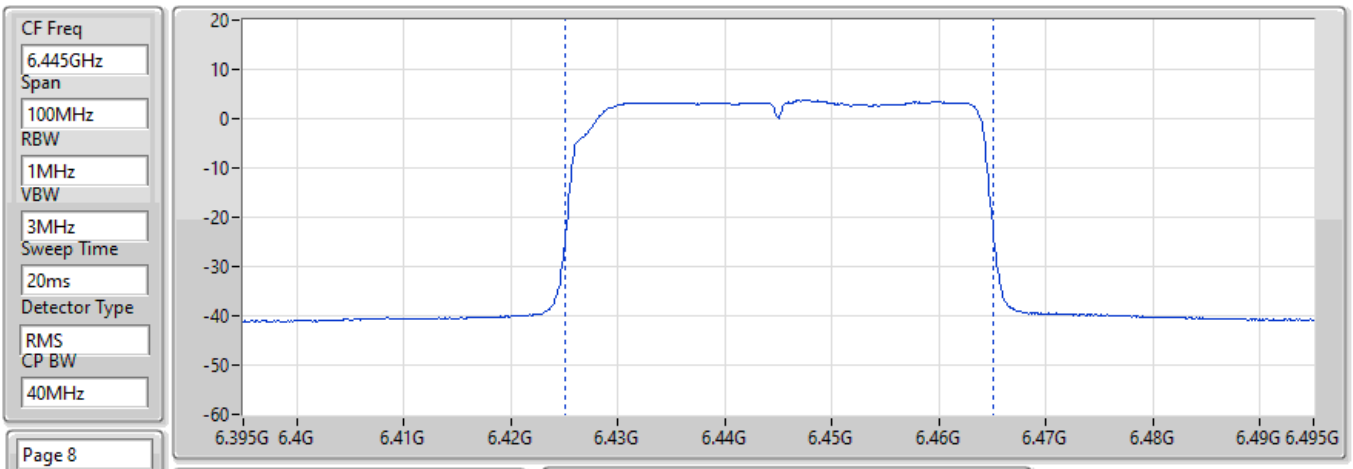

EIRP (dBm)
19.78

EIRP=Pr+Lp [Lp Free Space Path Loss]
Pr=Pmeas-Gr+Lc-Gamp

Pmeas	Gr (dBi)	Lc (dB)	Gamp (dB)	Lp (dB)
-0.36	11.49	7.99	34.59	58.23

EIRP;Band:6.4G;ax40,BF;BWch:40MHz;Nss:1,(M0);Nant:2;Ch:6485MHz;TX

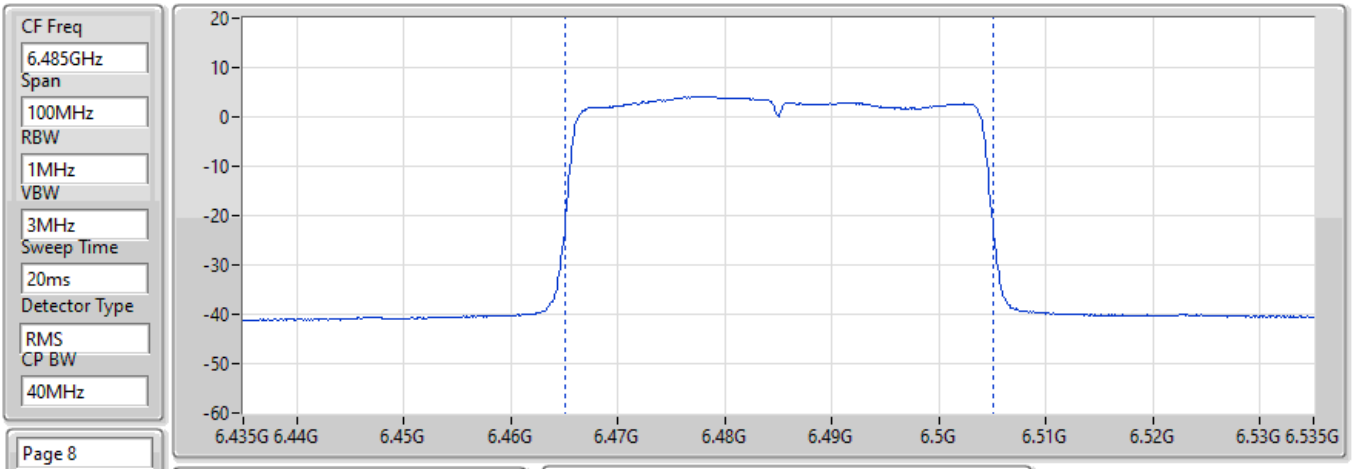

EIRP (dBm)
19.73

EIRP=Pr+Lp [Lp Free Space Path Loss]
Pr=Pmeas-Gr+Lc-Gamp

Pmeas	Gr (dBi)	Lc (dB)	Gamp (dB)	Lp (dB)
-0.63	11.36	8.04	34.60	58.28

EIRP;Band:6.4G;ax40,BF;BWch:40MHz;Nss:1,(M0);Nant:2;Ch:6525MHz;TX

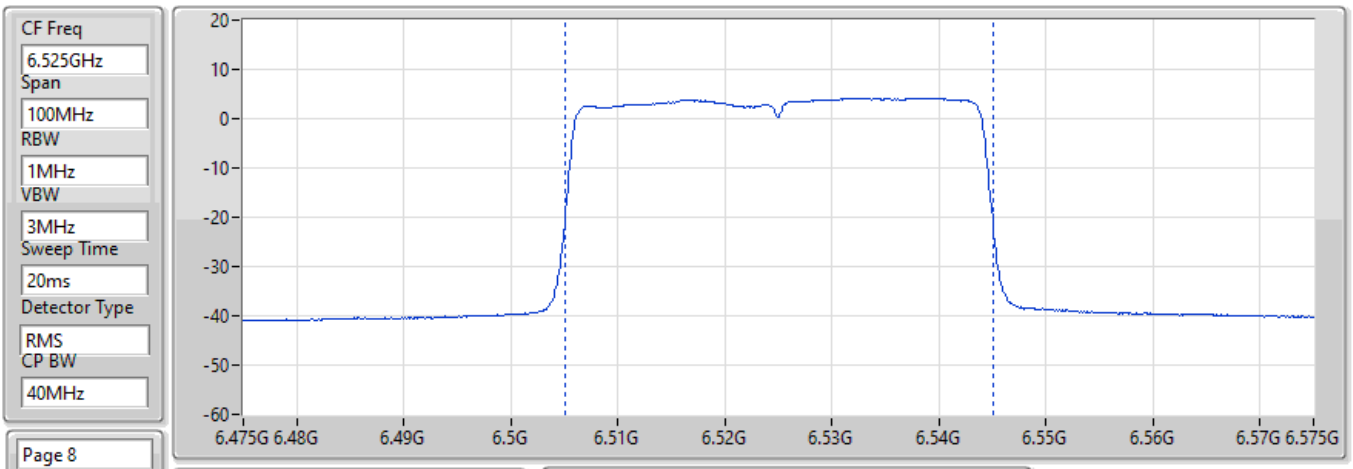

EIRP (dBm)
20.31

EIRP=Pr+Lp [Lp Free Space Path Loss]
Pr=Pmeas-Gr+Lc-Gamp

Pmeas	Gr (dBi)	Lc (dB)	Gamp (dB)	Lp (dB)
-0.39	11.10	8.09	34.62	58.33

EIRP;Band:6.7G;ax40,BF;BWch:40MHz;Nss:1,(M0);Nant:2;Ch:6565MHz;TX

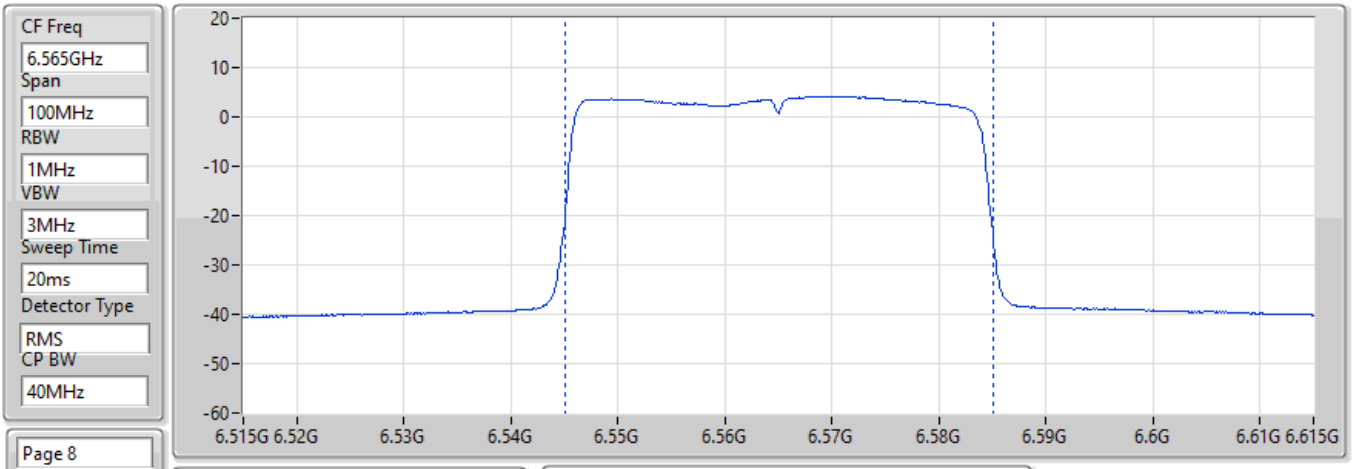

EIRP (dBm)
20.12

EIRP=Pr+Lp [Lp Free Space Path Loss]
Pr=Pmeas-Gr+Lc-Gamp

Pmeas	Gr (dBi)	Lc (dB)	Gamp (dB)	Lp (dB)
-0.94	10.84	8.14	34.63	58.39

EIRP;Band:6.7G;ax40,BF;BWch:40MHz;Nss:1,(M0);Nant:2;Ch:6685MHz;TX

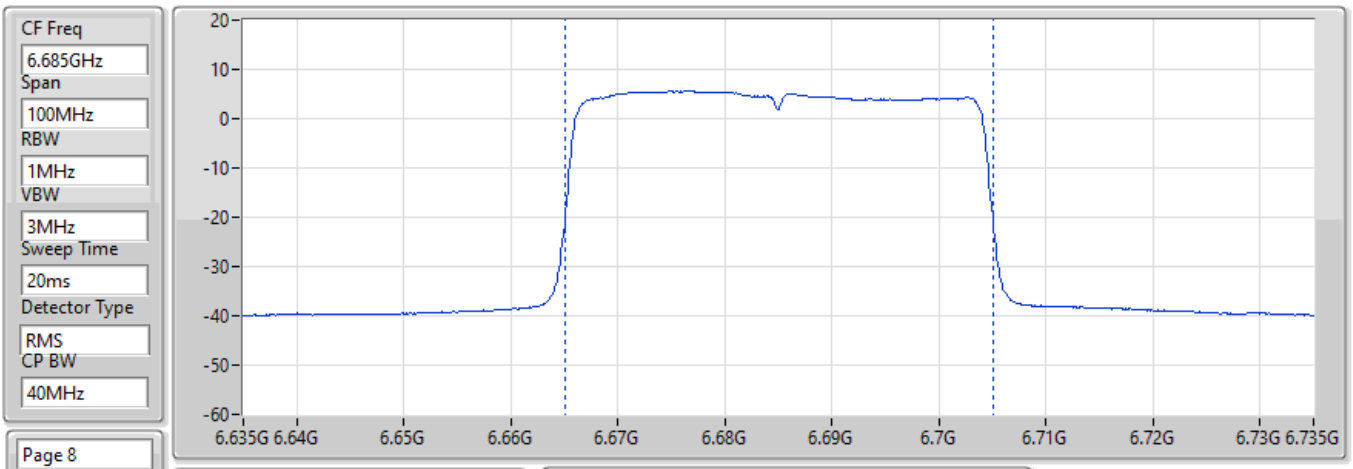

EIRP (dBm)
21.5

EIRP=Pr+Lp [Lp Free Space Path Loss]
Pr=Pmeas-Gr+Lc-Gamp

Pmeas	Gr (dBi)	Lc (dB)	Gamp (dB)	Lp (dB)
0.10	10.66	8.19	34.67	58.54

EIRP;Band:6.7G;ax40,BF;BWch:40MHz;Nss:1,(M0);Nant:2;Ch:6885MHz;TX

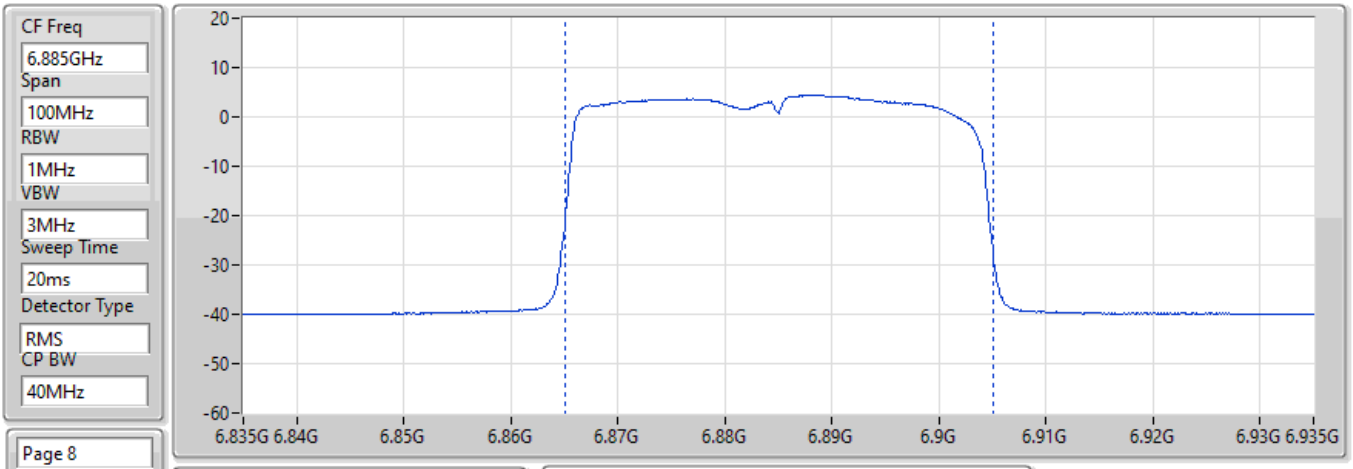

EIRP (dBm)
19.85

EIRP=Pr+Lp [Lp Free Space Path Loss]
Pr=Pmeas-Gr+Lc-Gamp

Pmeas	Gr (dBi)	Lc (dB)	Gamp (dB)	Lp (dB)
-1.35	11.07	8.20	34.73	58.80

EIRP;Band:7.0G;ax40,BF;BWch:40MHz;Nss:1,(M0);Nant:2;Ch:6925MHz;TX

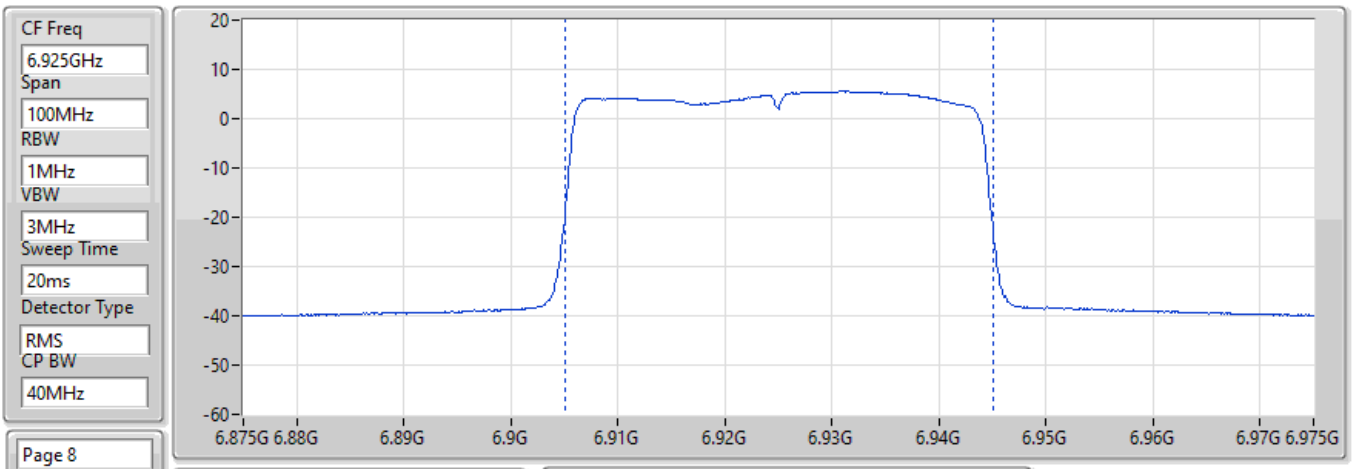

EIRP (dBm)
21.21

EIRP=Pr+Lp [Lp Free Space Path Loss]
Pr=Pmeas-Gr+Lc-Gamp

Pmeas	Gr (dBi)	Lc (dB)	Gamp (dB)	Lp (dB)
0.01	11.10	8.19	34.74	58.85

EIRP;Band:7.0G;ax40,BF;BWch:40MHz;Nss:1,(M0);Nant:2;Ch:7005MHz;TX

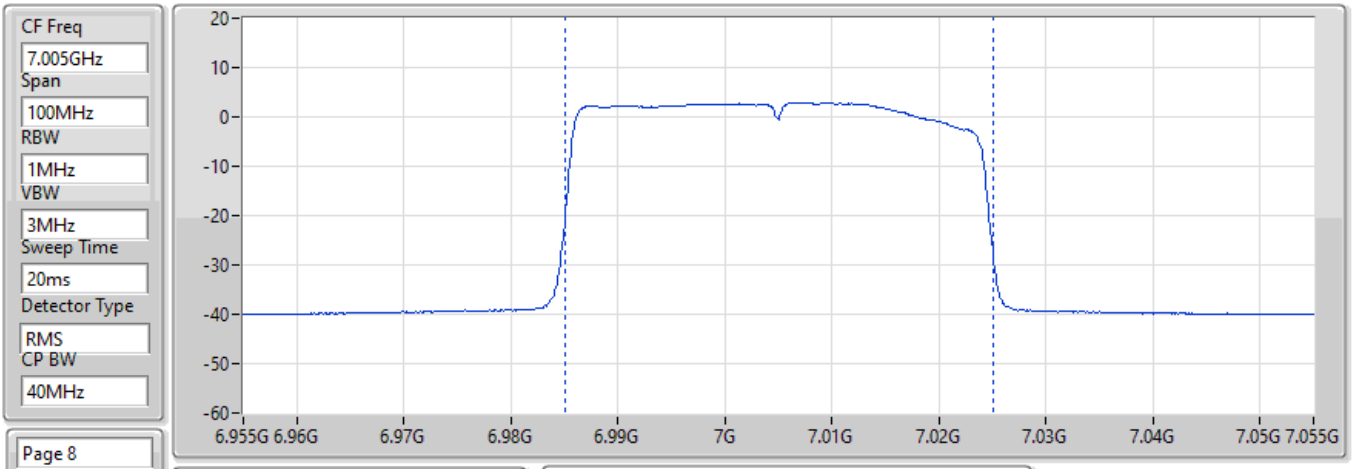

EIRP (dBm)
18.77

EIRP=Pr+Lp [Lp Free Space Path Loss]
Pr=Pmeas-Gr+Lc-Gamp

Pmeas	Gr (dBi)	Lc (dB)	Gamp (dB)	Lp (dB)
-2.42	11.19	8.19	34.76	58.95

EIRP;Band:7.0G;ax40,BF;BWch:40MHz;Nss:1,(M0);Nant:2;Ch:7085MHz;TX

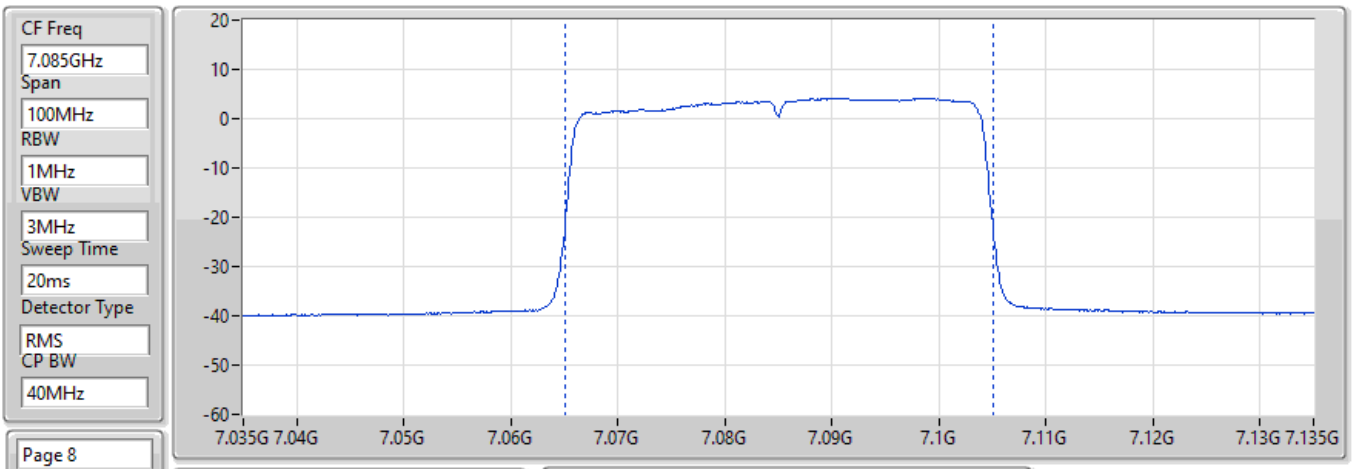

EIRP (dBm)
20.02

EIRP=Pr+Lp [Lp Free Space Path Loss]
Pr=Pmeas-Gr+Lc-Gamp

Pmeas	Gr (dBi)	Lc (dB)	Gamp (dB)	Lp (dB)
-1.64	10.89	8.27	34.77	59.05

EIRP;Band:6.2G;ax80,BF;BWch:80MHz;Nss:1,(M0);Nant:2;Ch:5985MHz;TX

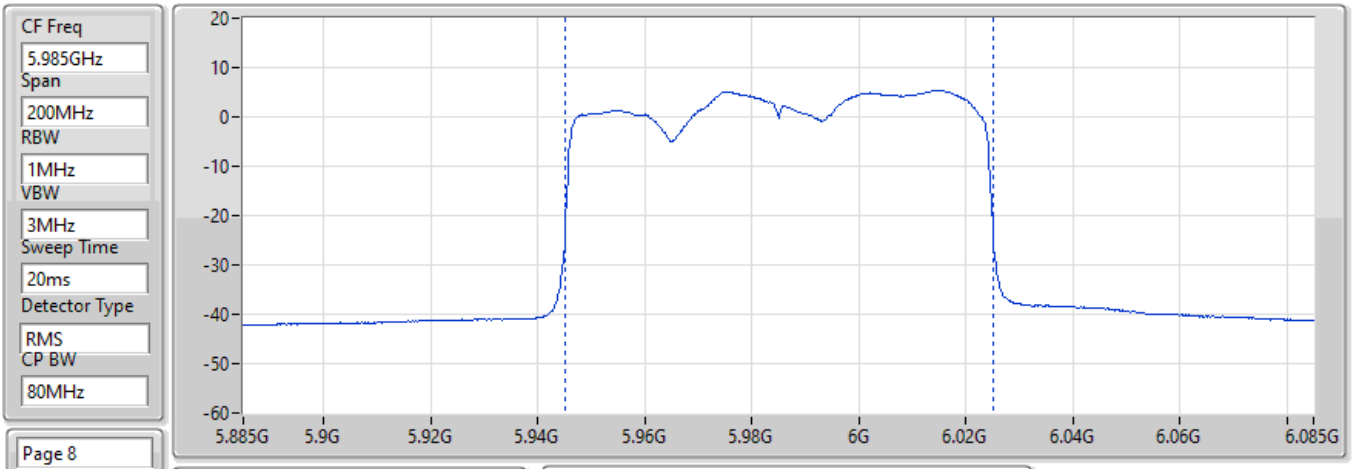

EIRP (dBm)
22.77

EIRP=Pr+Lp [Lp Free Space Path Loss]
Pr=Pmeas-Gr+Lc-Gamp

Pmeas	Gr (dBi)	Lc (dB)	Gamp (dB)	Lp (dB)
3.45	11.64	7.77	34.39	57.58

EIRP;Band:6.2G;ax80,BF;BWch:80MHz;Nss:1,(M0);Nant:2;Ch:6225MHz;TX

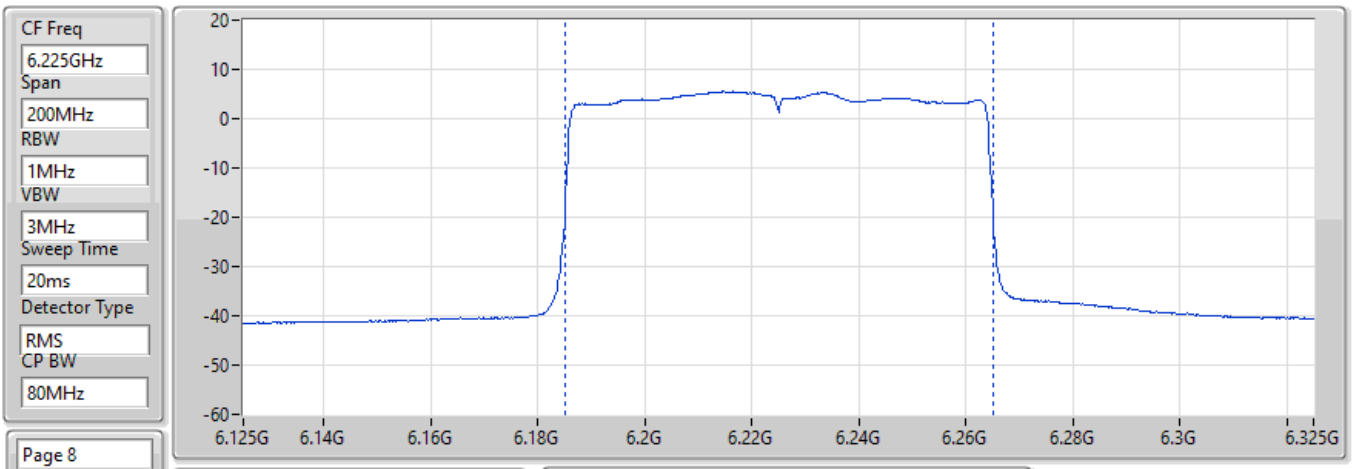

EIRP (dBm)
24.21

EIRP=Pr+Lp [Lp Free Space Path Loss]
Pr=Pmeas-Gr+Lc-Gamp

Pmeas	Gr (dBi)	Lc (dB)	Gamp (dB)	Lp (dB)
4.54	11.65	7.88	34.49	57.93

EIRP;Band:6.2G;ax80,BF;BWch:80MHz;Nss:1,(M0);Nant:2;Ch:6385MHz;TX

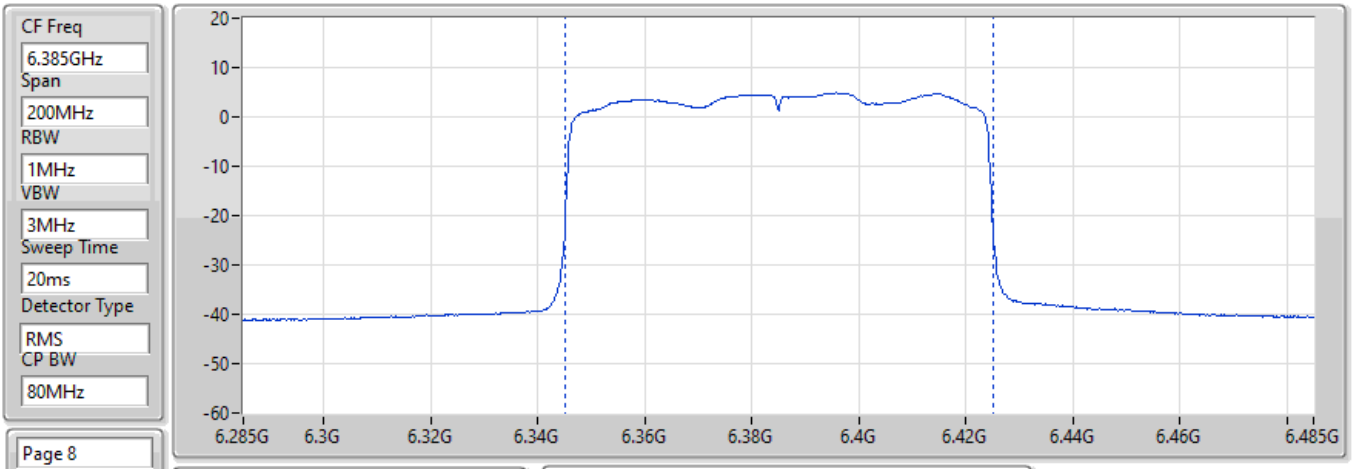

EIRP (dBm)
23.45

EIRP=Pr+Lp [Lp Free Space Path Loss]
Pr=Pmeas-Gr+Lc-Gamp

Pmeas	Gr (dBi)	Lc (dB)	Gamp (dB)	Lp (dB)
3.36	11.43	7.93	34.56	58.15

EIRP;Band:6.4G;ax80,BF;BWch:80MHz;Nss:1,(M0);Nant:2;Ch:6465MHz;TX

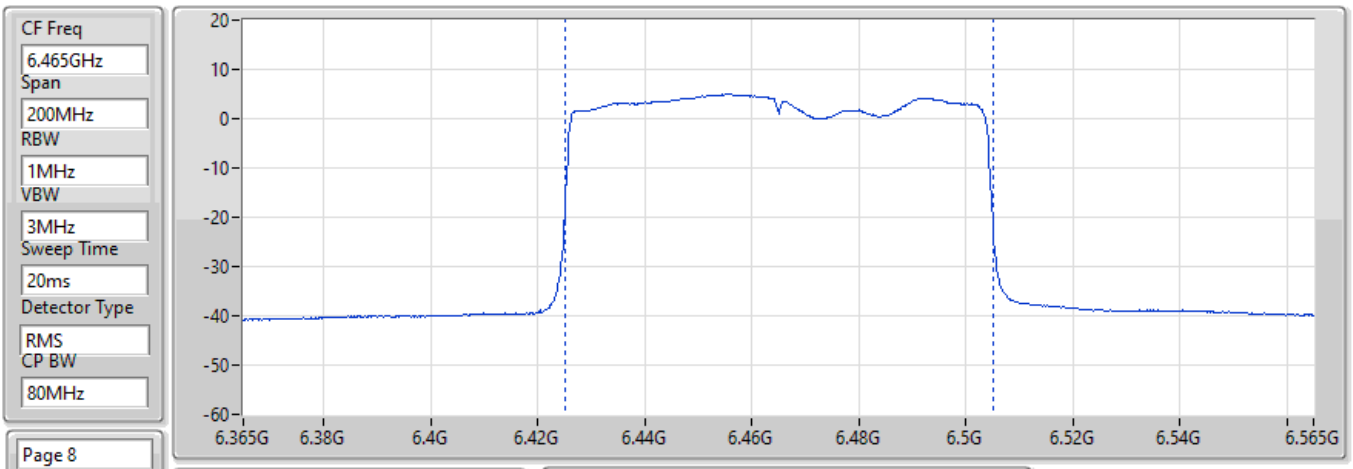

EIRP (dBm)
23.11

EIRP=Pr+Lp [Lp Free Space Path Loss]
Pr=Pmeas-Gr+Lc-Gamp

Pmeas	Gr (dBi)	Lc (dB)	Gamp (dB)	Lp (dB)
2.88	11.44	8.01	34.59	58.25

EIRP;Band:6.4G;ax80,BF;BWch:80MHz;Nss:1,(M0);Nant:2;Ch:6545MHz;TX

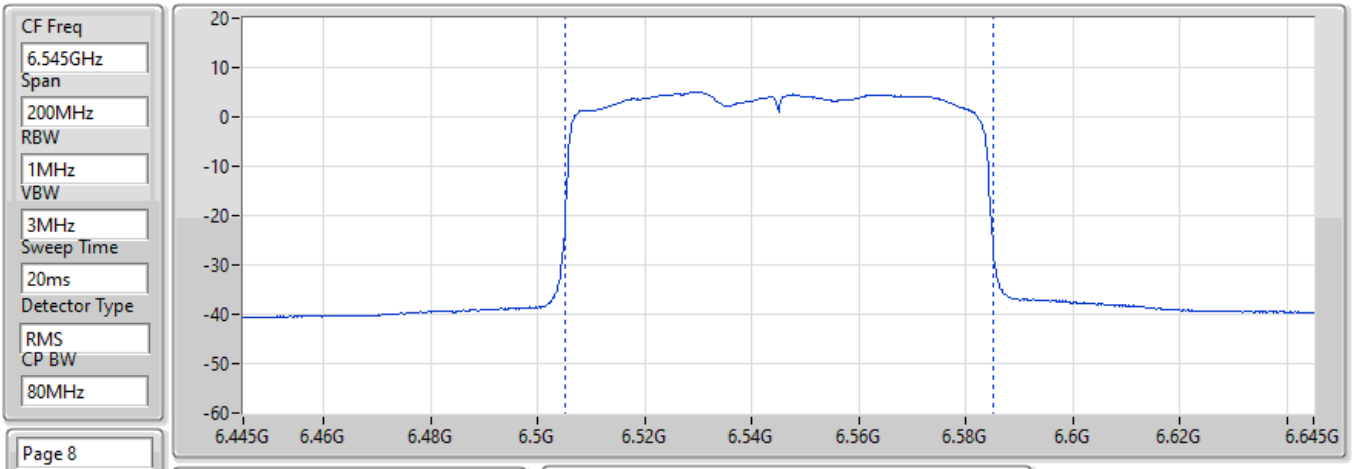

EIRP (dBm)
23.57

EIRP=Pr+Lp [Lp Free Space Path Loss]
Pr=Pmeas-Gr+Lc-Gamp

Pmeas	Gr (dBi)	Lc (dB)	Gamp (dB)	Lp (dB)
2.66	10.94	8.11	34.62	58.36

EIRP;Band:6.7G;ax80,BF;BWch:80MHz;Nss:1,(M0);Nant:2;Ch:6625MHz;TX

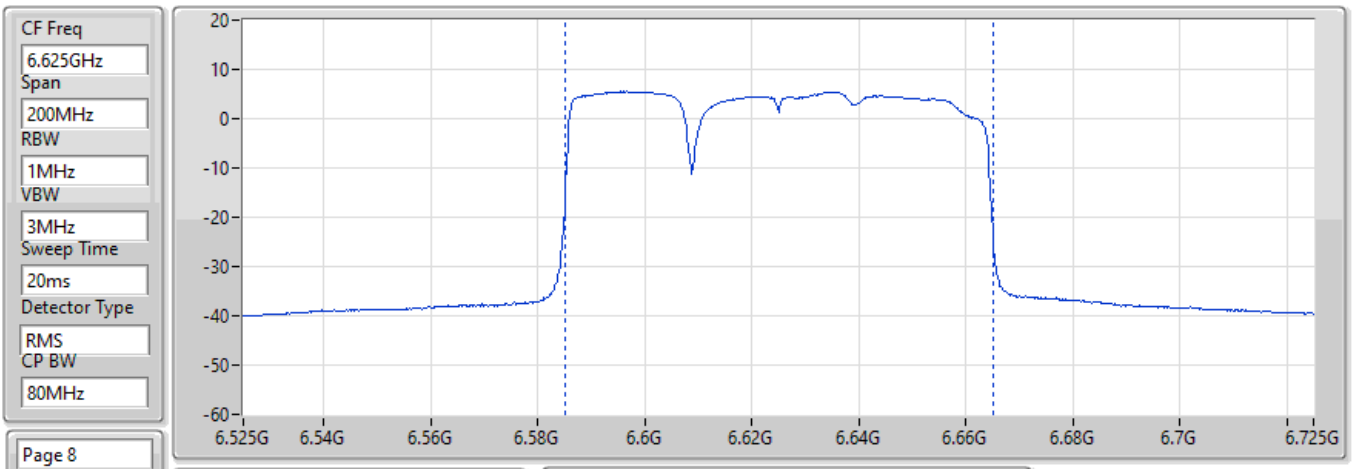

EIRP (dBm)
24.1

EIRP=Pr+Lp [Lp Free Space Path Loss]
Pr=Pmeas-Gr+Lc-Gamp

Pmeas	Gr (dBi)	Lc (dB)	Gamp (dB)	Lp (dB)
2.85	10.75	8.18	34.65	58.47

EIRP;Band:6.7G;ax80,BF;BWch:80MHz;Nss:1,(M0);Nant:2;Ch:6705MHz;TX

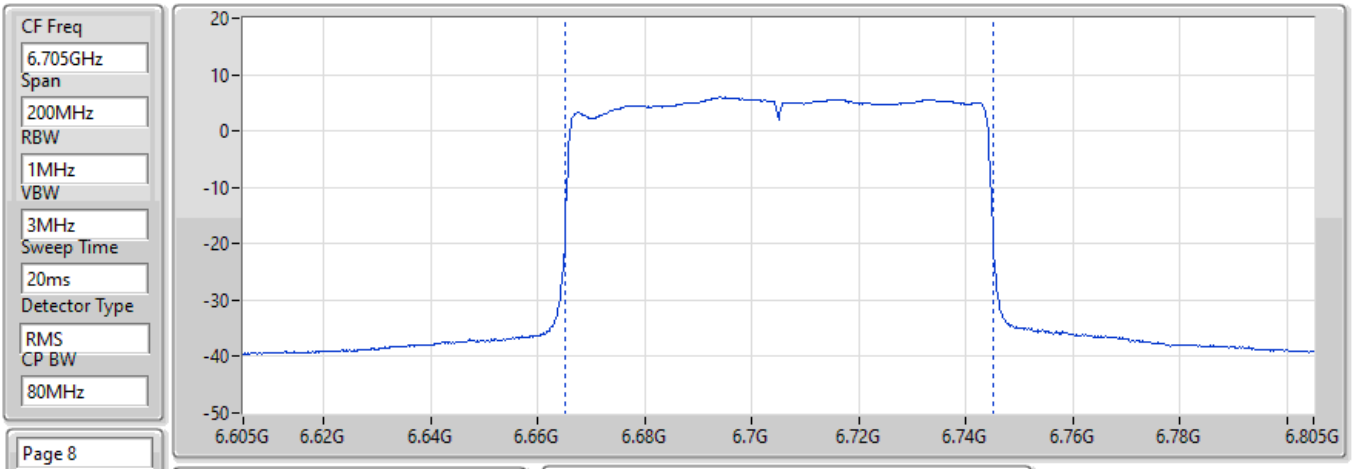

EIRP (dBm)
24.94

EIRP=Pr+Lp [Lp Free Space Path Loss]
Pr=Pmeas-Gr+Lc-Gamp

Pmeas	Gr (dBi)	Lc (dB)	Gamp (dB)	Lp (dB)
3.45	10.61	8.20	34.67	58.57

EIRP;Band:6.7G;ax80,BF;BWch:80MHz;Nss:1,(M0);Nant:2;Ch:6785MHz;TX

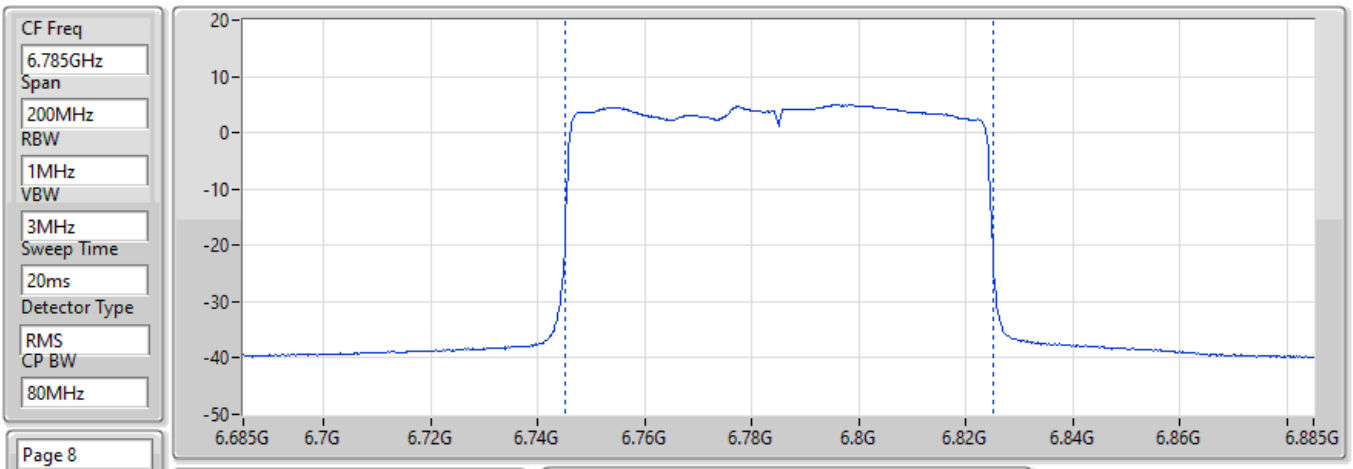

EIRP (dBm)
23.8

EIRP=Pr+Lp [Lp Free Space Path Loss]
Pr=Pmeas-Gr+Lc-Gamp

Pmeas	Gr (dBi)	Lc (dB)	Gamp (dB)	Lp (dB)
2.46	10.84	8.21	34.70	58.67

EIRP;Band:6.7G;ax80,BF;BWch:80MHz;Nss:1,(M0);Nant:2;Ch:6865MHz;TX

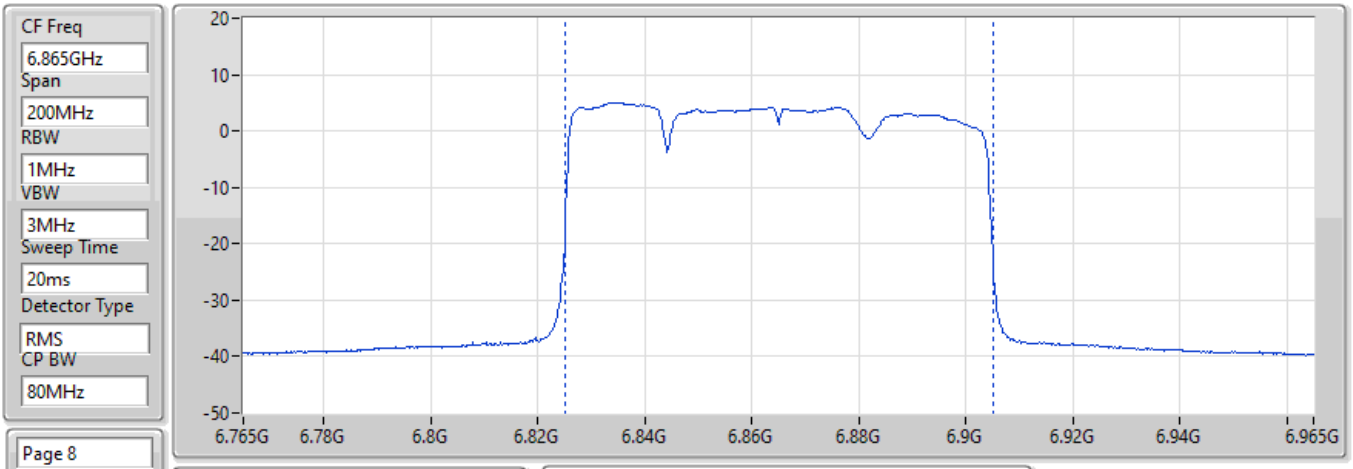

EIRP (dBm)
23.31

EIRP=Pr+Lp [Lp Free Space Path Loss]
Pr=Pmeas-Gr+Lc-Gamp

Pmeas	Gr (dBi)	Lc (dB)	Gamp (dB)	Lp (dB)
2.08	11.03	8.20	34.72	58.78

EIRP;Band:7.0G;ax80,BF;BWch:80MHz;Nss:1,(M0);Nant:2;Ch:6945MHz;TX

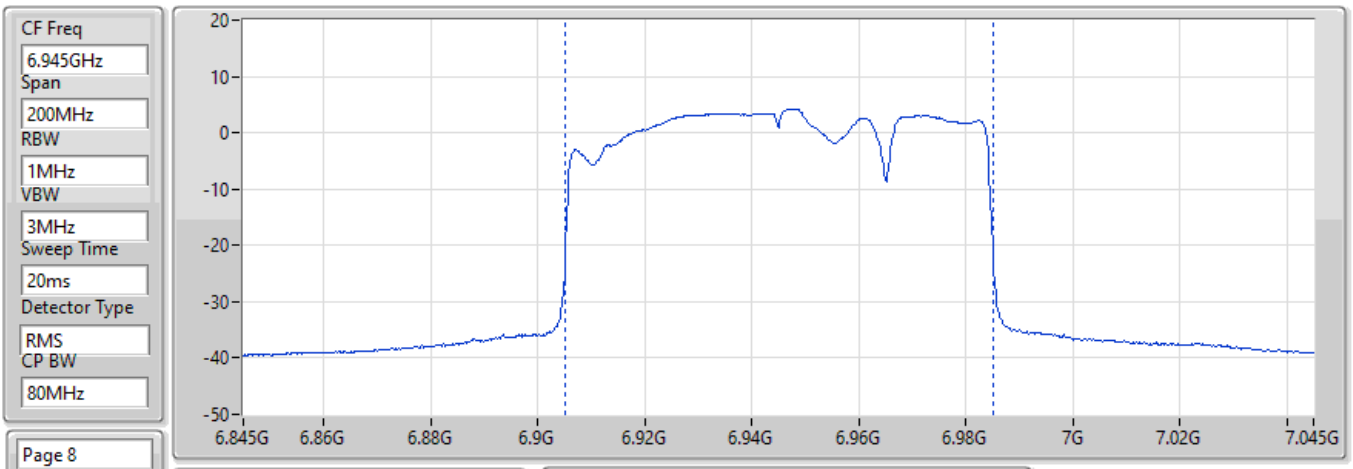

EIRP (dBm)
21.83

EIRP=Pr+Lp [Lp Free Space Path Loss]
Pr=Pmeas-Gr+Lc-Gamp

Pmeas	Gr (dBi)	Lc (dB)	Gamp (dB)	Lp (dB)
0.60	11.10	8.19	34.74	58.88

EIRP;Band:7.0G;ax80,BF;BWch:80MHz;Nss:1,(M0);Nant:2;Ch:7025MHz;TX

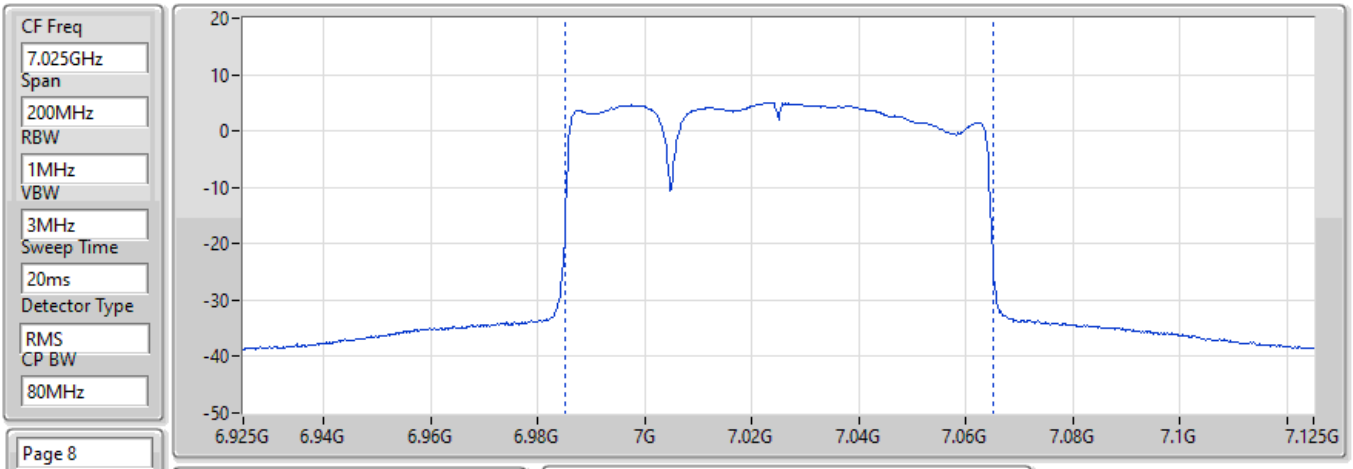

EIRP (dBm)
23.38

EIRP=Pr+Lp [Lp Free Space Path Loss]
Pr=Pmeas-Gr+Lc-Gamp

Pmeas	Gr (dBi)	Lc (dB)	Gamp (dB)	Lp (dB)
2.10	11.15	8.21	34.76	58.98

EIRP;Band:6.2G;ax160,BF;BWch:160MHz;Nss:1,(M0);Nant:2;Ch:6025MHz;TX

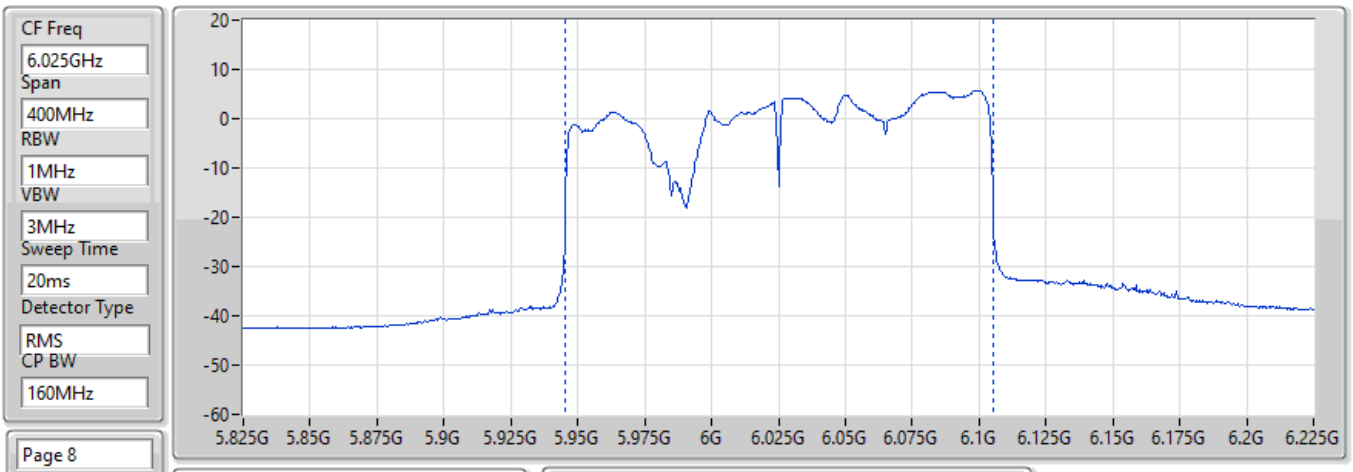

EIRP (dBm)
24.82

EIRP=Pr+Lp [Lp Free Space Path Loss]
Pr=Pmeas-Gr+Lc-Gamp

Pmeas	Gr (dBi)	Lc (dB)	Gamp (dB)	Lp (dB)
5.43	11.65	7.80	34.40	57.64

EIRP;Band:6.2G;ax160,BF;BWch:160MHz;Nss:1,(M0);Nant:2;Ch:6185MHz;TX

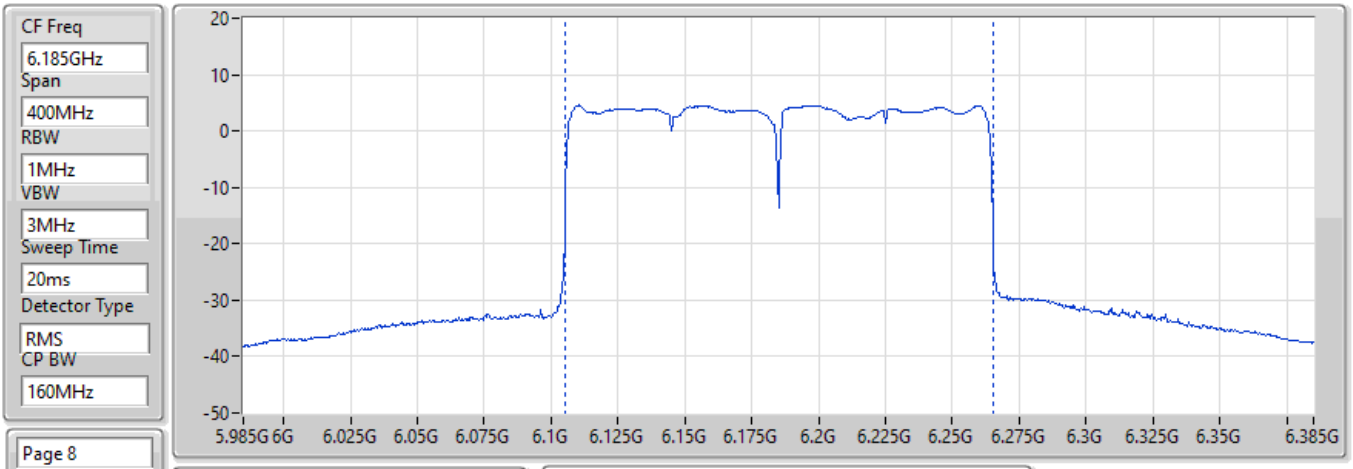

EIRP (dBm)
26.68

EIRP=Pr+Lp [Lp Free Space Path Loss]
Pr=Pmeas-Gr+Lc-Gamp

Pmeas	Gr (dBi)	Lc (dB)	Gamp (dB)	Lp (dB)
7.19	11.77	7.86	34.47	57.87

EIRP;Band:6.2G;ax160,BF;BWch:160MHz;Nss:1,(M0);Nant:2;Ch:6345MHz;TX

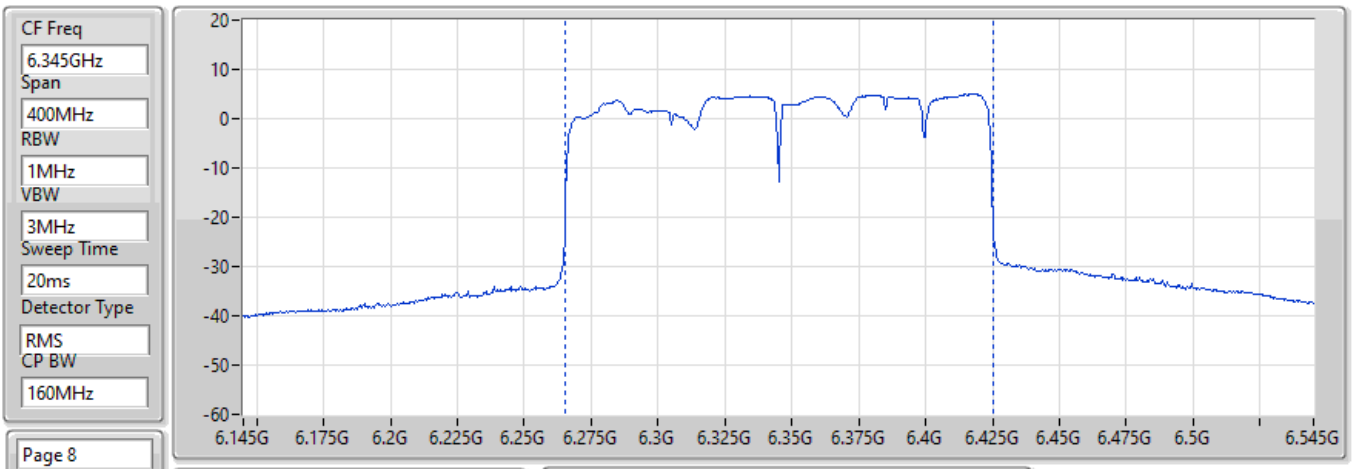

EIRP (dBm)
26.31

EIRP=Pr+Lp [Lp Free Space Path Loss]
Pr=Pmeas-Gr+Lc-Gamp

Pmeas	Gr (dBi)	Lc (dB)	Gamp (dB)	Lp (dB)
6.36	11.51	7.91	34.54	58.09

EIRP;Band:6.4G;ax160,BF;BWch:160MHz;Nss:1,(M0);Nant:2;Ch:6505MHz;TX

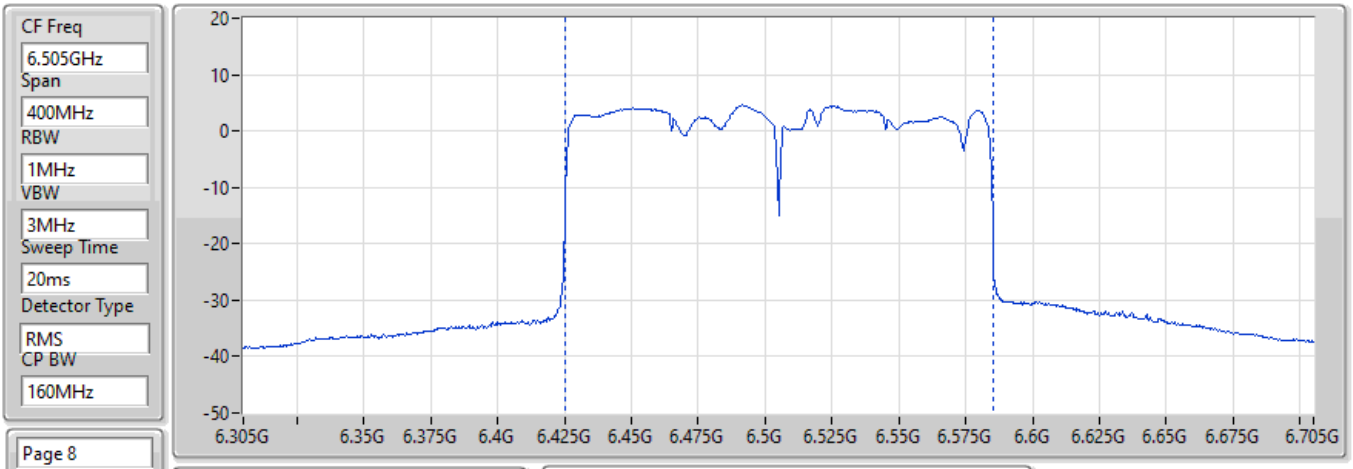

EIRP (dBm)
25.72

EIRP=Pr+Lp [Lp Free Space Path Loss]
Pr=Pmeas-Gr+Lc-Gamp

Pmeas	Gr (dBi)	Lc (dB)	Gamp (dB)	Lp (dB)
5.22	11.26	8.06	34.61	58.31

EIRP;Band:6.7G;ax160,BF;BWch:160MHz;Nss:1,(M0);Nant:2;Ch:6665MHz;TX

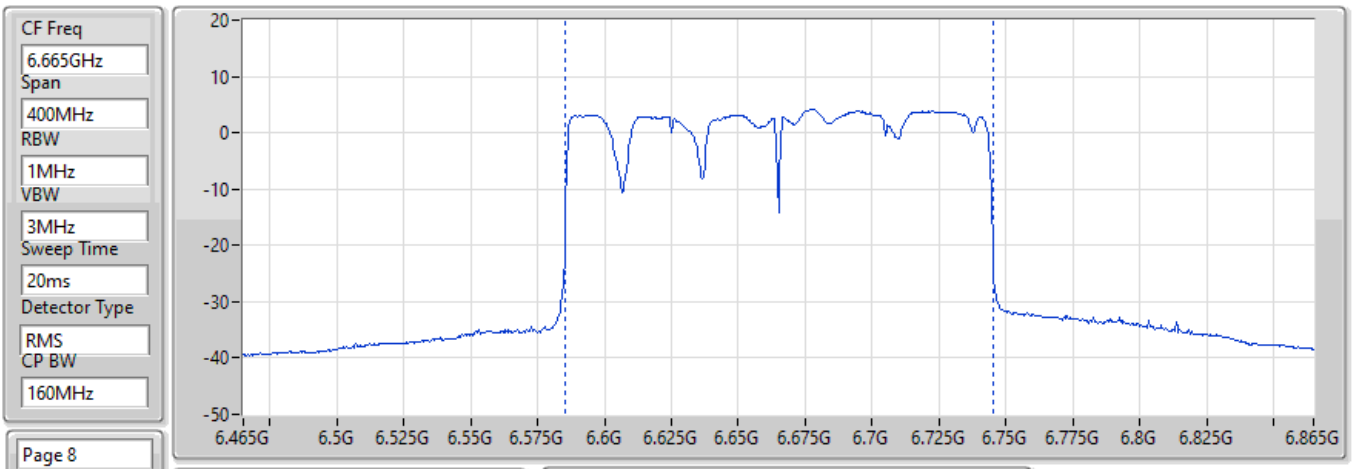

EIRP (dBm)
25.43

EIRP=Pr+Lp [Lp Free Space Path Loss]
Pr=Pmeas-Gr+Lc-Gamp

Pmeas	Gr (dBi)	Lc (dB)	Gamp (dB)	Lp (dB)
4.12	10.74	8.19	34.66	58.52

EIRP;Band:6.7G;ax160,BF;BWch:160MHz;Nss:1,(M0);Nant:2;Ch:6825MHz;TX

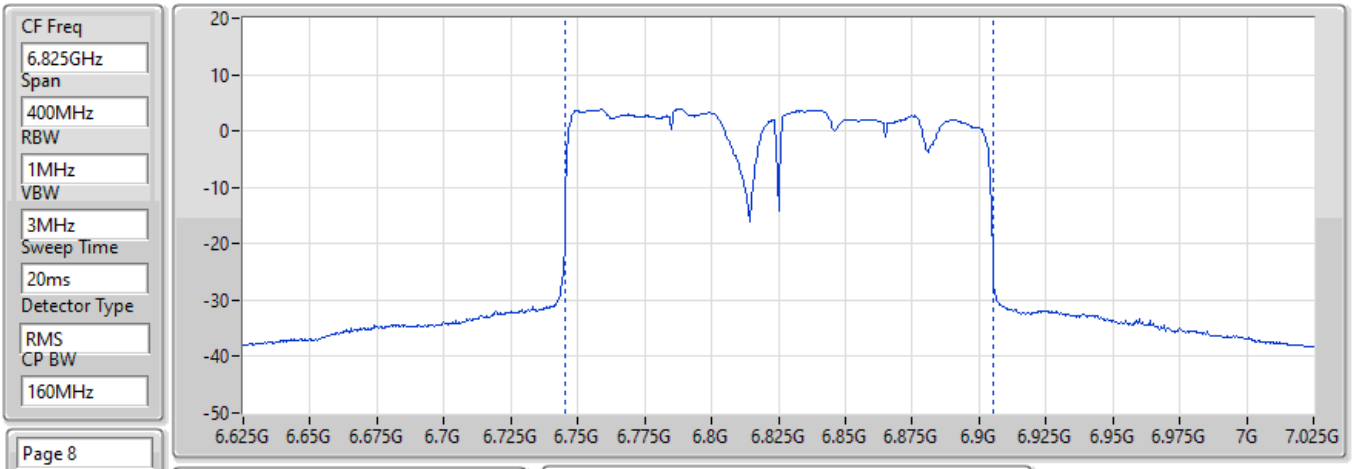

EIRP (dBm)
25.08

EIRP=Pr+Lp [Lp Free Space Path Loss]
Pr=Pmeas-Gr+Lc-Gamp

Pmeas	Gr (dBi)	Lc (dB)	Gamp (dB)	Lp (dB)
3.81	10.95	8.21	34.71	58.72

EIRP;Band:7.0G;ax160,BF;BWch:160MHz;Nss:1,(M0);Nant:2;Ch:6985MHz;TX

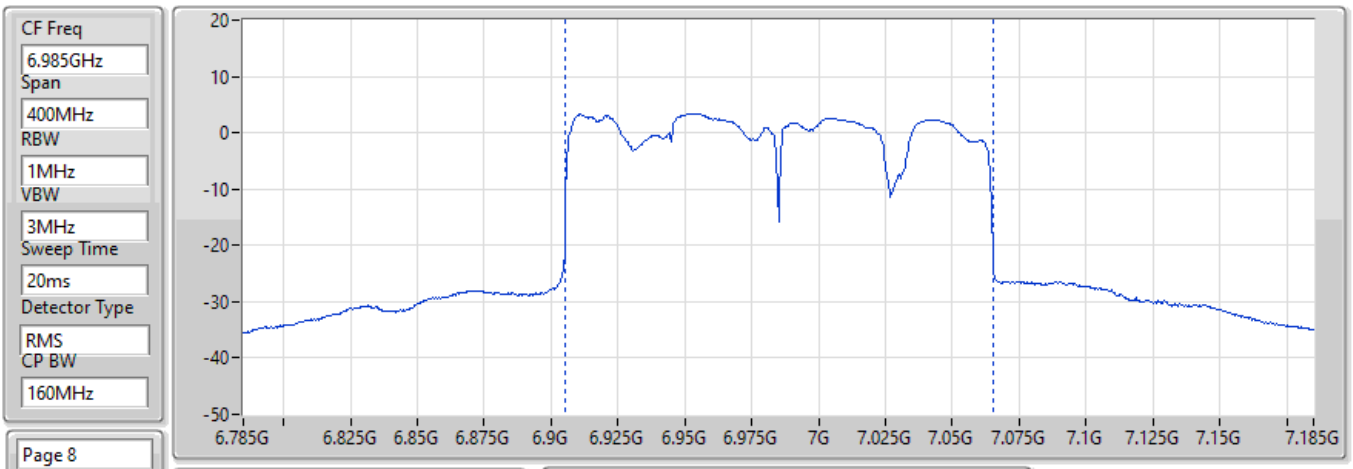

EIRP (dBm)
24.16

EIRP=Pr+Lp [Lp Free Space Path Loss]
Pr=Pmeas-Gr+Lc-Gamp

Pmeas	Gr (dBi)	Lc (dB)	Gamp (dB)	Lp (dB)
2.98	11.17	8.18	34.76	58.93

Summary

Mode	EIRP PD (dBm/RBW)
5.925-6.425GHz	-
802.11a_Nss1,(6Mbps)_2TX	4.93
802.11ax HEW20_Nss1,(MCS0)_2TX	4.84
802.11ax HEW40_Nss1,(MCS0)_2TX	4.96
802.11ax HEW80_Nss1,(MCS0)_2TX	4.88
802.11ax HEW160_Nss1,(MCS0)_2TX	4.69
6.425-6.525GHz	-
802.11a_Nss1,(6Mbps)_2TX	4.83
802.11ax HEW20_Nss1,(MCS0)_2TX	4.99
802.11ax HEW40_Nss1,(MCS0)_2TX	4.99
802.11ax HEW80_Nss1,(MCS0)_2TX	4.87
802.11ax HEW160_Nss1,(MCS0)_2TX	4.90
6.525-6.875GHz	-
802.11a_Nss1,(6Mbps)_2TX	4.87
802.11ax HEW20_Nss1,(MCS0)_2TX	4.99
802.11ax HEW40_Nss1,(MCS0)_2TX	4.93
802.11ax HEW80_Nss1,(MCS0)_2TX	4.95
802.11ax HEW160_Nss1,(MCS0)_2TX	4.94
6.875-7.125GHz	-
802.11a_Nss1,(6Mbps)_2TX	4.93
802.11ax HEW20_Nss1,(MCS0)_2TX	4.99
802.11ax HEW40_Nss1,(MCS0)_2TX	4.87
802.11ax HEW80_Nss1,(MCS0)_2TX	4.84
802.11ax HEW160_Nss1,(MCS0)_2TX	4.78

RBW = 500kHz for 5.725-5.85GHz band / 1MHz for other band;

Result

Mode	Result	EIRP PD (dBm/RBW)	EIRP PD Limit (dBm/RBW)
802.11a_Nss1,(6Mbps)_2TX	-	-	-
5935MHz	Pass	4.68	5.00
5955MHz	Pass	4.81	5.00
6195MHz	Pass	4.93	5.00
6415MHz	Pass	4.88	5.00
6435MHz	Pass	4.73	5.00
6475MHz	Pass	4.83	5.00
6515MHz	Pass	4.76	5.00
6535MHz	Pass	4.87	5.00
6695MHz	Pass	4.76	5.00
6875MHz Straddle 6.525-6.875GHz	Pass	4.66	5.00
6895MHz	Pass	4.93	5.00
6995MHz	Pass	4.85	5.00
7095MHz	Pass	4.80	5.00
7115MHz	Pass	0.68	5.00
802.11ax HEW20_Nss1,(MCS0)_2TX	-	-	-
5935MHz	Pass	2.23	5.00
5955MHz	Pass	4.78	5.00
6195MHz	Pass	4.82	5.00
6415MHz	Pass	4.84	5.00
6435MHz	Pass	4.93	5.00
6475MHz	Pass	4.99	5.00
6515MHz	Pass	4.86	5.00
6535MHz	Pass	4.96	5.00
6695MHz	Pass	4.99	5.00
6875MHz Straddle 6.525-6.875GHz	Pass	4.83	5.00
6895MHz	Pass	4.84	5.00
6995MHz	Pass	4.99	5.00
7095MHz	Pass	4.85	5.00
7115MHz	Pass	1.49	5.00
802.11ax HEW40_Nss1,(MCS0)_2TX	-	-	-
5965MHz	Pass	4.93	5.00
6205MHz	Pass	4.95	5.00
6405MHz	Pass	4.96	5.00
6445MHz	Pass	4.69	5.00
6485MHz	Pass	4.99	5.00
6525MHz Straddle 6.425-6.525GHz	Pass	4.68	5.00
6565MHz	Pass	4.69	5.00
6685MHz	Pass	4.86	5.00
6885MHz Straddle 6.525-6.875GHz	Pass	4.93	5.00
6925MHz	Pass	4.87	5.00
7005MHz	Pass	4.76	5.00
7085MHz	Pass	4.63	5.00
802.11ax HEW80_Nss1,(MCS0)_2TX	-	-	-
5985MHz	Pass	4.81	5.00
6225MHz	Pass	4.88	5.00
6385MHz	Pass	4.74	5.00
6465MHz	Pass	4.76	5.00
6545MHz Straddle 6.425-6.525GHz	Pass	4.87	5.00
6625MHz	Pass	4.84	5.00
6705MHz	Pass	4.71	5.00
6785MHz	Pass	4.95	5.00
6865MHz Straddle 6.525-6.875GHz	Pass	4.69	5.00
6945MHz	Pass	4.84	5.00
7025MHz	Pass	4.90	5.00

Mode	Result	EIRP PD (dBm/RBW)	EIRP PD Limit (dBm/RBW)
802.11ax HEW160_Nss1,(MCS0)_2TX	-	-	-
6025MHz	Pass	4.14	5.00
6185MHz	Pass	4.66	5.00
6345MHz	Pass	4.69	5.00
6505MHz Straddle 6.425-6.525GHz	Pass	4.90	5.00
6665MHz	Pass	4.94	5.00
6825MHz Straddle 6.525-6.875GHz	Pass	4.83	5.00
6985MHz	Pass	4.78	5.00

DG = Directional Gain; RBW = 500kHz for 5.725-5.85GHz band / 1MHz for other band;
PD = trace bin-by-bin of each transmits port summing can be performed maximum power density; Port X = Port X Power Density;

EIRP PSD;Band:6.2G;11a;BWch:20MHz;Nss:1,(6D);Nant:2;Ch:5935MHz;TX

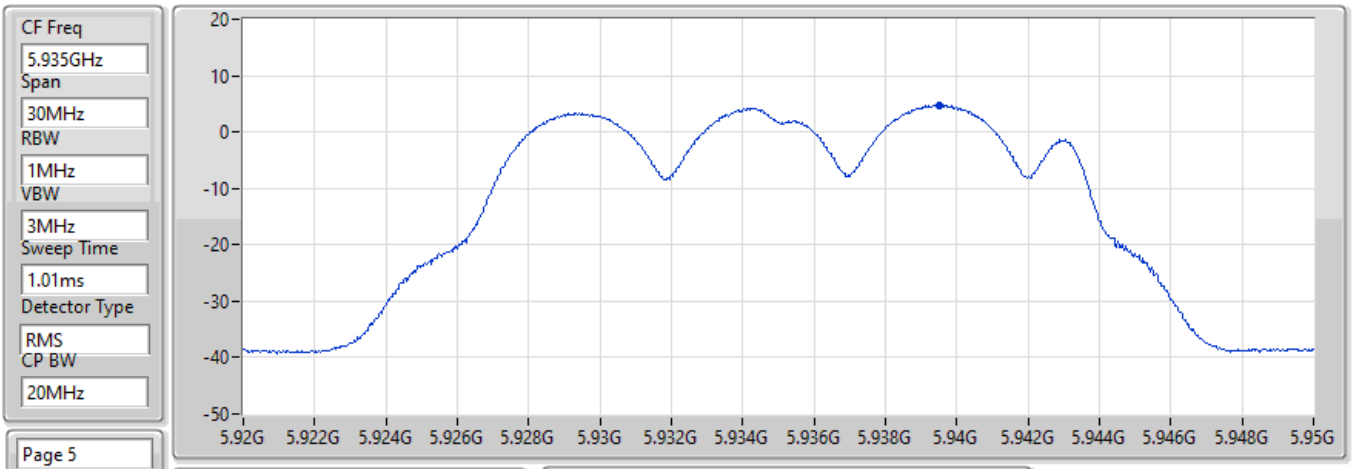

EIRP PSD (dBm)
4.68

EIRP=Pr+Lp [Lp Free Space Path Loss]
Pr=Pmeas-Gr+Lc-Gamp

Pmeas	Gr (dBi)	Lc (dB)	Gamp (dB)	Lp (dB)
-14.72	11.44	7.69	34.37	57.52

EIRP PSD;Band:6.2G;11a;BWch:20MHz;Nss:1,(6D);Nant:2;Ch:5955MHz;TX

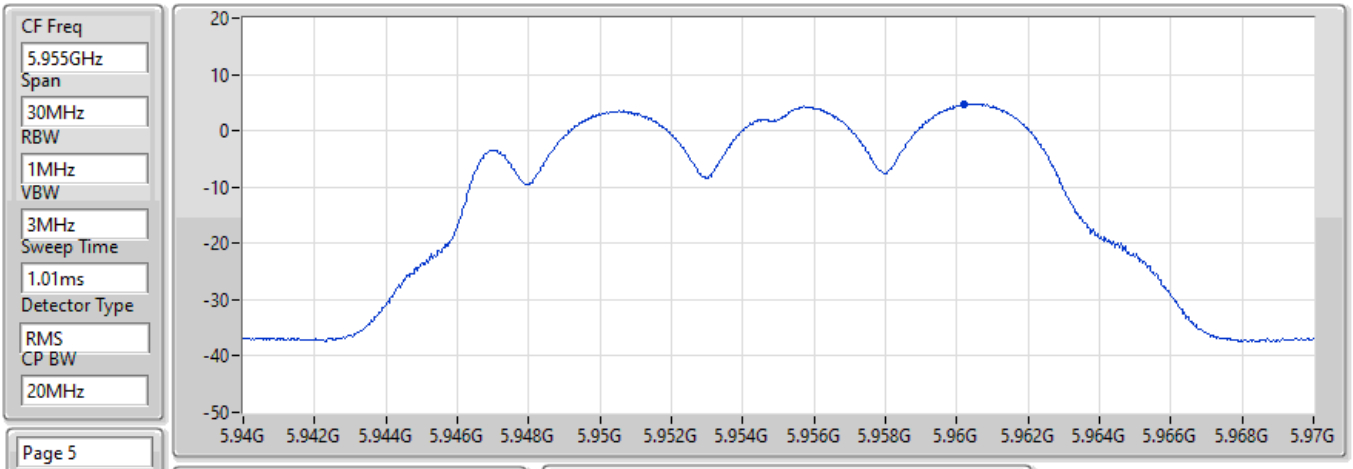

EIRP PSD (dBm)
4.81

EIRP=Pr+Lp [Lp Free Space Path Loss]
Pr=Pmeas-Gr+Lc-Gamp

Pmeas	Gr (dBi)	Lc (dB)	Gamp (dB)	Lp (dB)
-14.55	11.54	7.73	34.38	57.55

EIRP PSD;Band:6.2G;11a;BWch:20MHz;Nss:1,(6D);Nant:2;Ch:6195MHz;TX

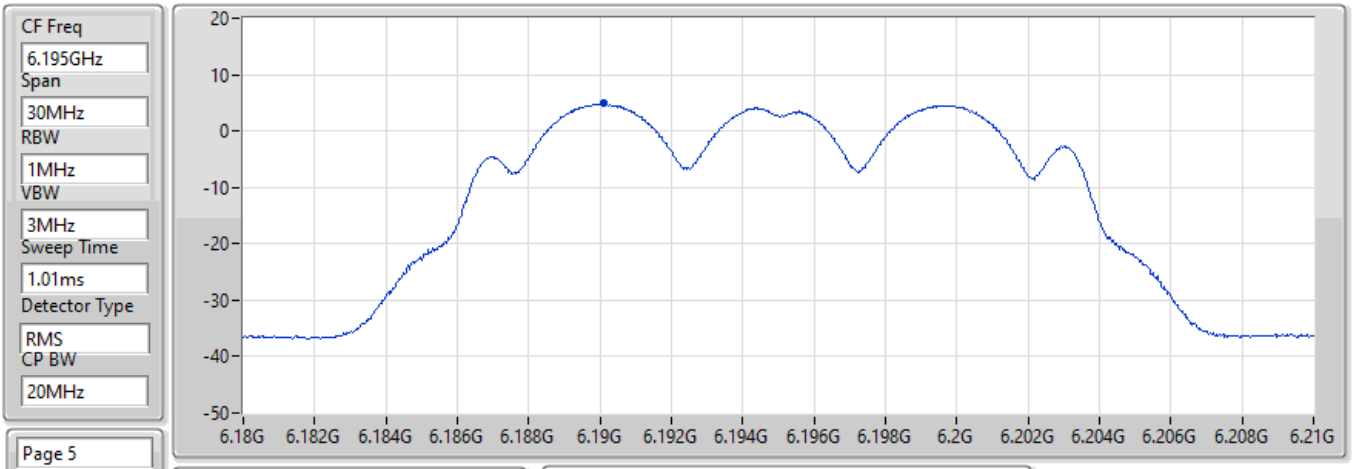

EIRP PSD (dBm)
4.93

EIRP=Pr+Lp [Lp Free Space Path Loss]
Pr=Pmeas-Gr+Lc-Gamp

Pmeas	Gr (dBi)	Lc (dB)	Gamp (dB)	Lp (dB)
-14.57	11.78	7.87	34.47	57.88

EIRP PSD;Band:6.2G;11a;BWch:20MHz;Nss:1,(6D);Nant:2;Ch:6415MHz;TX

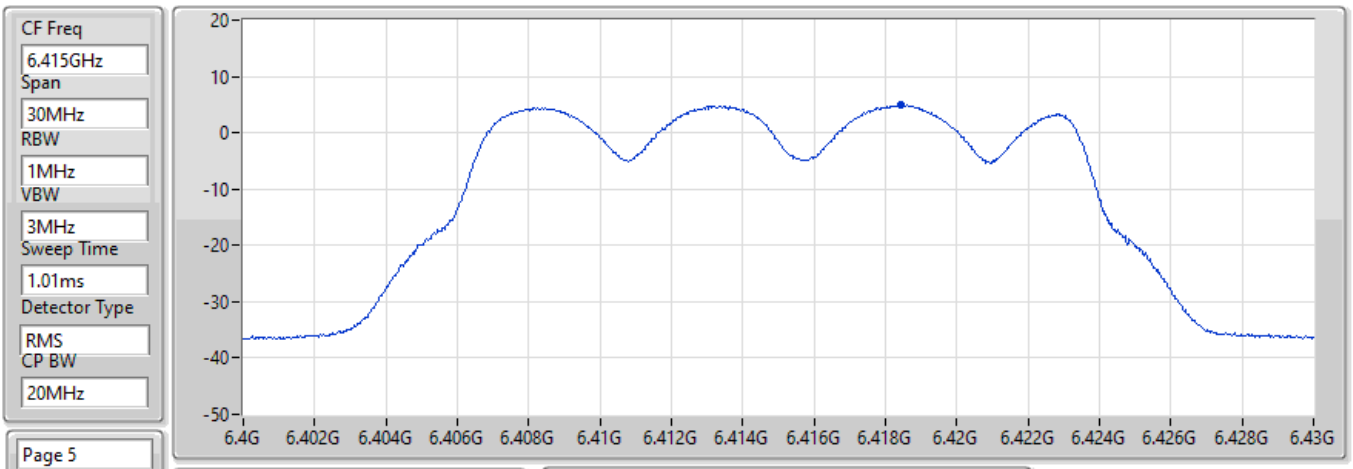

EIRP PSD (dBm)
4.88

EIRP=Pr+Lp [Lp Free Space Path Loss]
Pr=Pmeas-Gr+Lc-Gamp

Pmeas	Gr (dBi)	Lc (dB)	Gamp (dB)	Lp (dB)
-15.25	11.44	7.95	34.57	58.19

EIRP PSD;Band:6.4G;11a;BWch:20MHz;Nss:1,(6D);Nant:2;Ch:6435MHz;TX

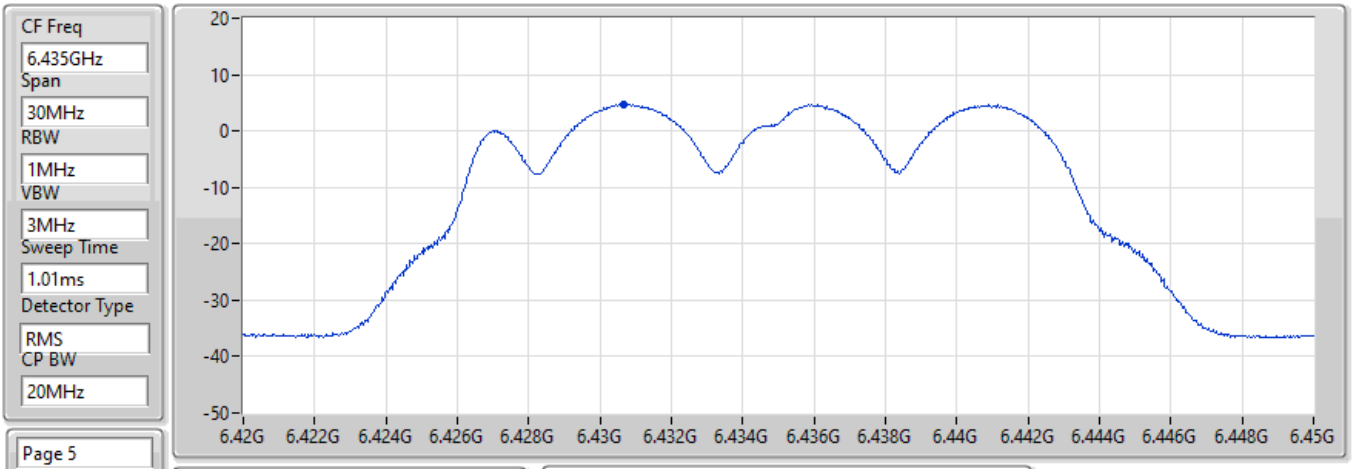

EIRP PSD (dBm)
4.73

EIRP=Pr+Lp [Lp Free Space Path Loss]
Pr=Pmeas-Gr+Lc-Gamp

Pmeas	Gr (dBi)	Lc (dB)	Gamp (dB)	Lp (dB)
-15.41	11.46	7.97	34.58	58.21

EIRP PSD;Band:6.4G;11a;BWch:20MHz;Nss:1,(6D);Nant:2;Ch:6475MHz;TX

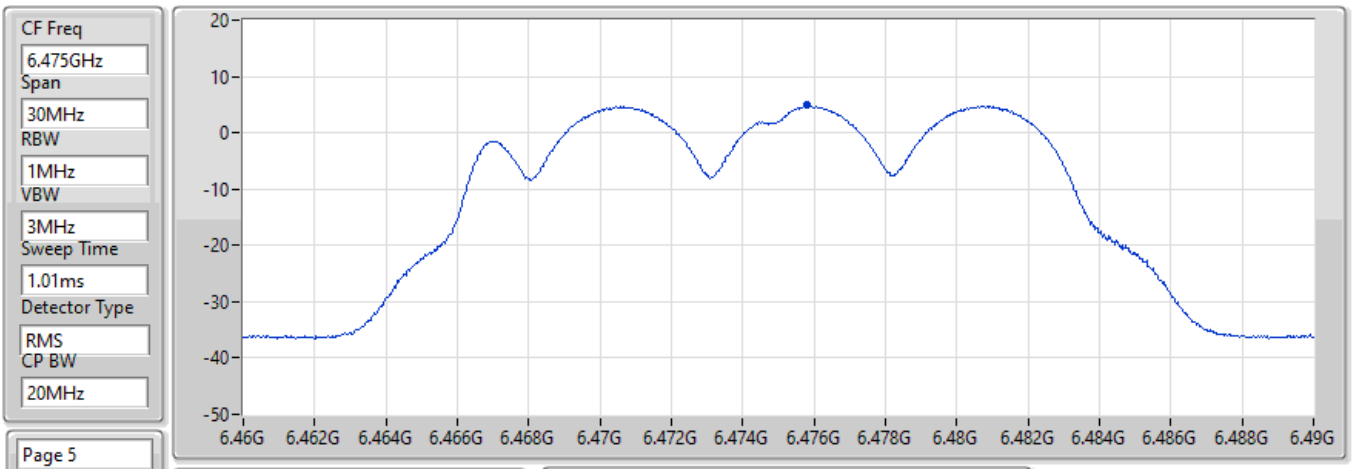

EIRP PSD (dBm)
4.83

EIRP=Pr+Lp [Lp Free Space Path Loss]
Pr=Pmeas-Gr+Lc-Gamp

Pmeas	Gr (dBi)	Lc (dB)	Gamp (dB)	Lp (dB)
-15.46	11.40	8.02	34.60	58.27

EIRP PSD;Band:6.4G;11a;BWch:20MHz;Nss:1,(6D);Nant:2;Ch:6515MHz;TX

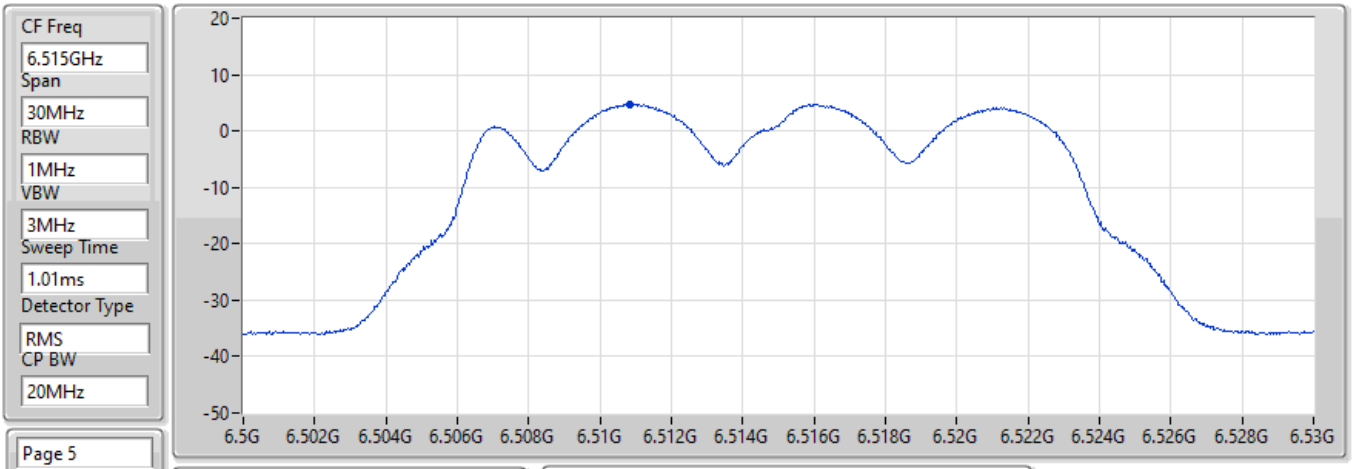

EIRP PSD (dBm)
4.76

EIRP=Pr+Lp [Lp Free Space Path Loss]
Pr=Pmeas-Gr+Lc-Gamp

Pmeas	Gr (dBi)	Lc (dB)	Gamp (dB)	Lp (dB)
-15.81	11.21	8.07	34.61	58.32

EIRP PSD;Band:6.7G;11a;BWch:20MHz;Nss:1,(6D);Nant:2;Ch:6535MHz;TX

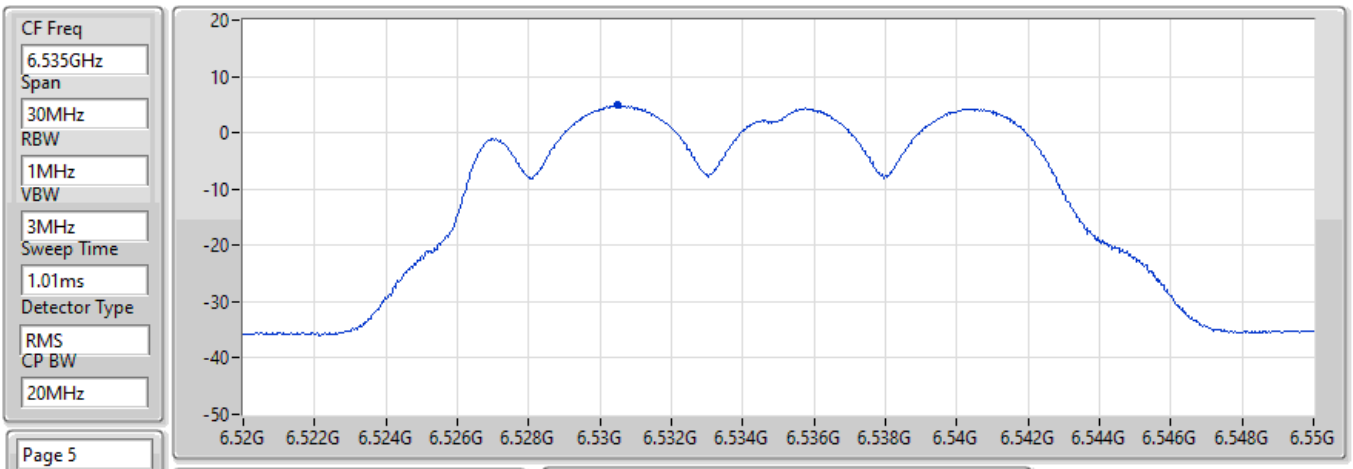

EIRP PSD (dBm)
4.87

EIRP=Pr+Lp [Lp Free Space Path Loss]
Pr=Pmeas-Gr+Lc-Gamp

Pmeas	Gr (dBi)	Lc (dB)	Gamp (dB)	Lp (dB)
-15.88	11.06	8.09	34.62	58.34

EIRP PSD;Band:6.7G;11a;BWch:20MHz;Nss:1,(6D);Nant:2;Ch:6695MHz;TX

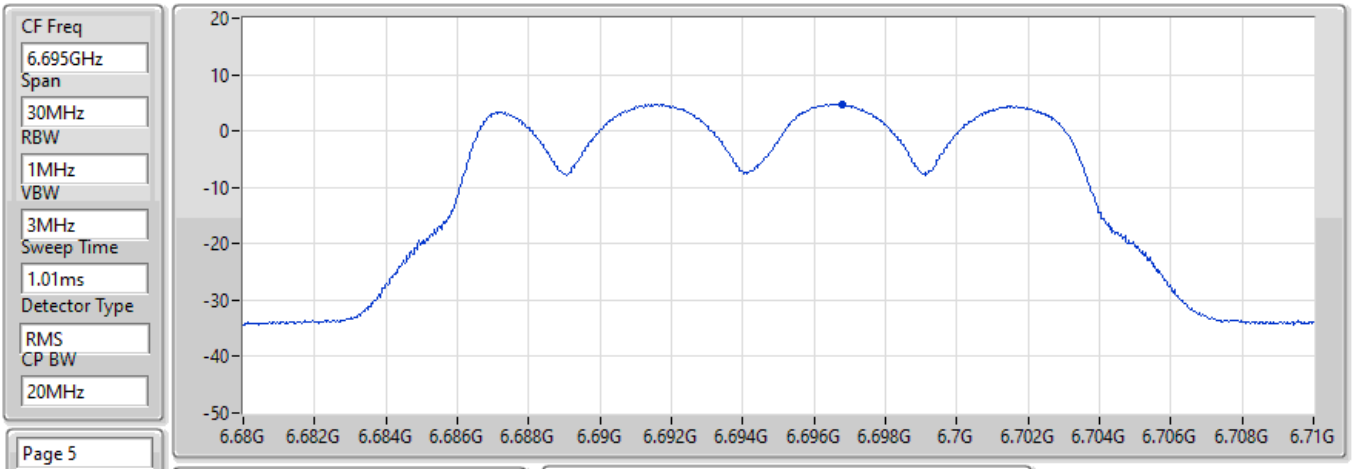

EIRP PSD (dBm)
4.76

EIRP=Pr+Lp [Lp Free Space Path Loss]
Pr=Pmeas-Gr+Lc-Gamp

Pmeas	Gr (dBi)	Lc (dB)	Gamp (dB)	Lp (dB)
-16.71	10.61	8.19	34.67	58.56

EIRP PSD;Band:6.7G;11a;BWch:20MHz;Nss:1,(6D);Nant:2;Ch:6875MHz;TX

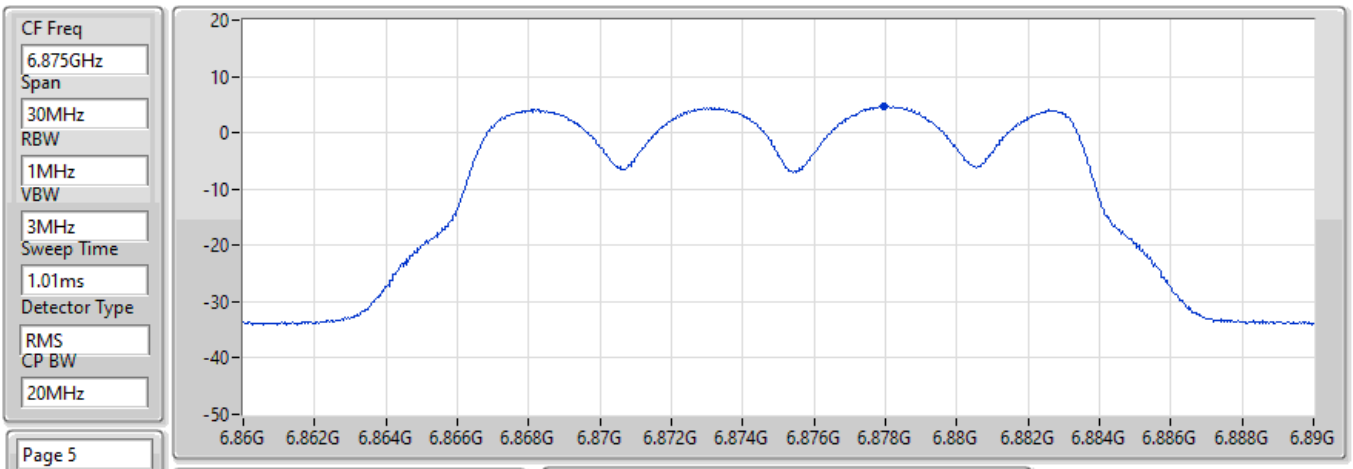

EIRP PSD (dBm)
4.66

EIRP=Pr+Lp [Lp Free Space Path Loss]
Pr=Pmeas-Gr+Lc-Gamp

Pmeas	Gr (dBi)	Lc (dB)	Gamp (dB)	Lp (dB)
-16.55	11.06	8.20	34.72	58.79

EIRP PSD;Band:7.0G;11a;BWch:20MHz;Nss:1,(6D);Nant:2;Ch:6895MHz;TX

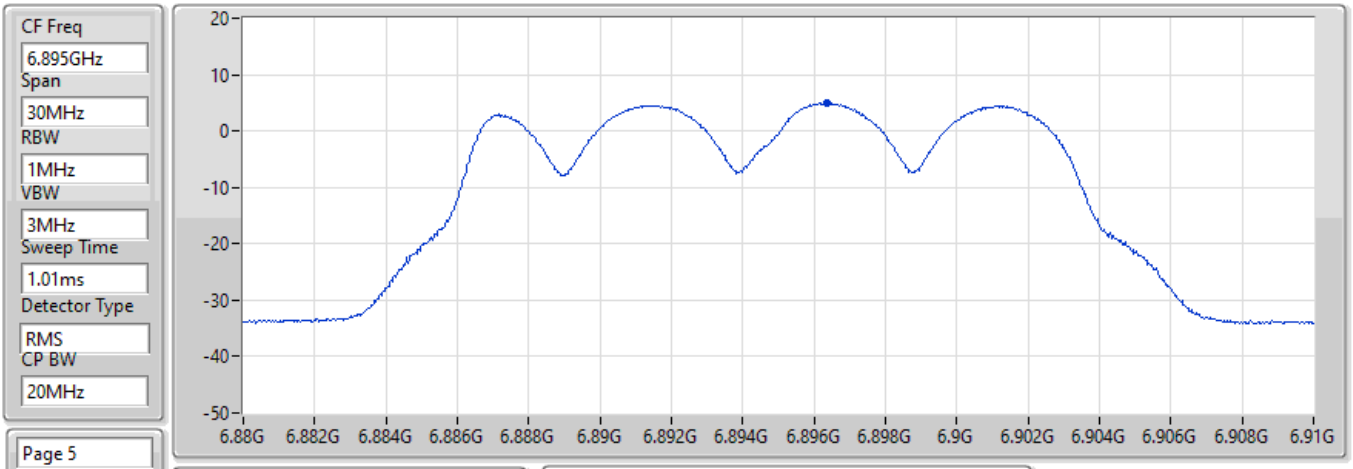

EIRP PSD (dBm)
4.93

EIRP=Pr+Lp [Lp Free Space Path Loss]
Pr=Pmeas-Gr+Lc-Gamp

Pmeas	Gr (dBi)	Lc (dB)	Gamp (dB)	Lp (dB)
-16.26	11.09	8.20	34.73	58.81

EIRP PSD;Band:7.0G;11a;BWch:20MHz;Nss:1,(6D);Nant:2;Ch:6995MHz;TX

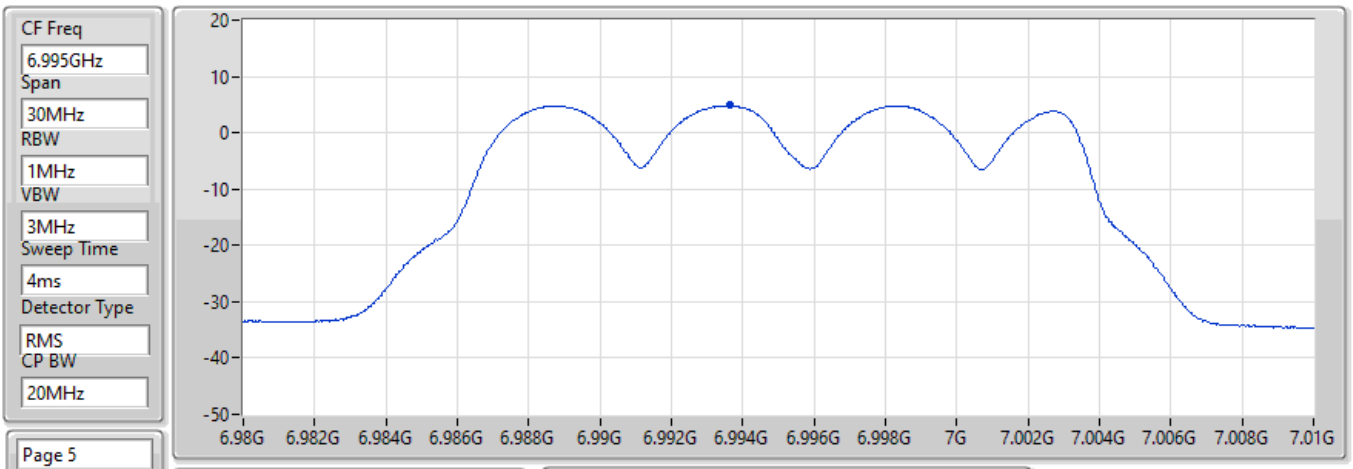

EIRP PSD (dBm)
4.85

EIRP=Pr+Lp [Lp Free Space Path Loss]
Pr=Pmeas-Gr+Lc-Gamp

Pmeas	Gr (dBi)	Lc (dB)	Gamp (dB)	Lp (dB)
-16.32	11.19	8.18	34.76	58.94

EIRP PSD;Band:7.0G;11a;BWch:20MHz;Nss:1,(6D);Nant:2;Ch:7095MHz;TX

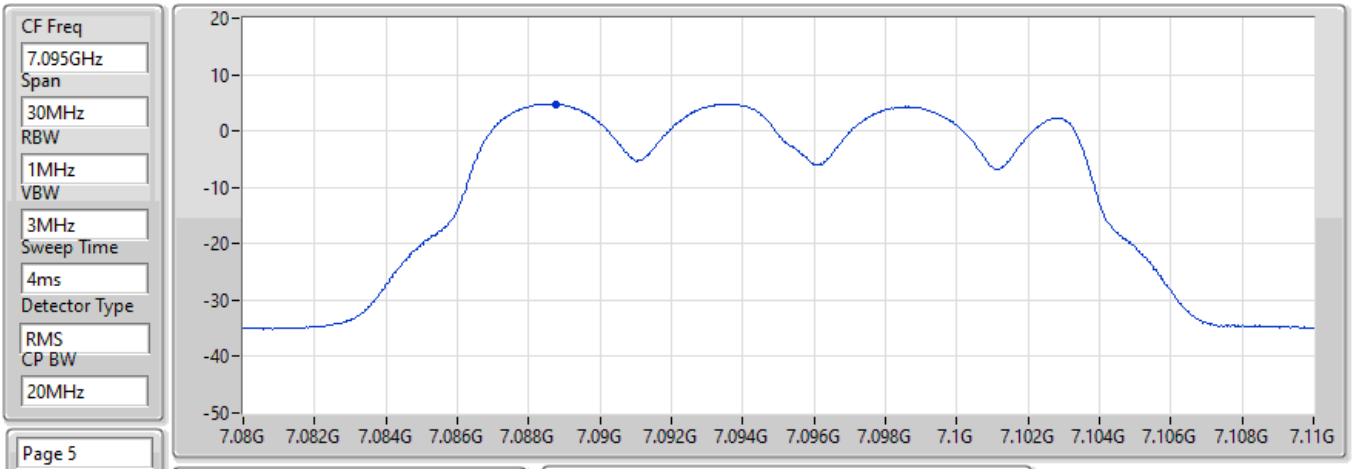

EIRP PSD (dBm)
4.8

EIRP=Pr+Lp [Lp Free Space Path Loss]
Pr=Pmeas-Gr+Lc-Gamp

Pmeas	Gr (dBi)	Lc (dB)	Gamp (dB)	Lp (dB)
-16.89	10.87	8.28	34.77	59.05

EIRP PSD;Band:7.0G;11a;BWch:20MHz;Nss:1,(6D);Nant:2;Ch:7115MHz;TX

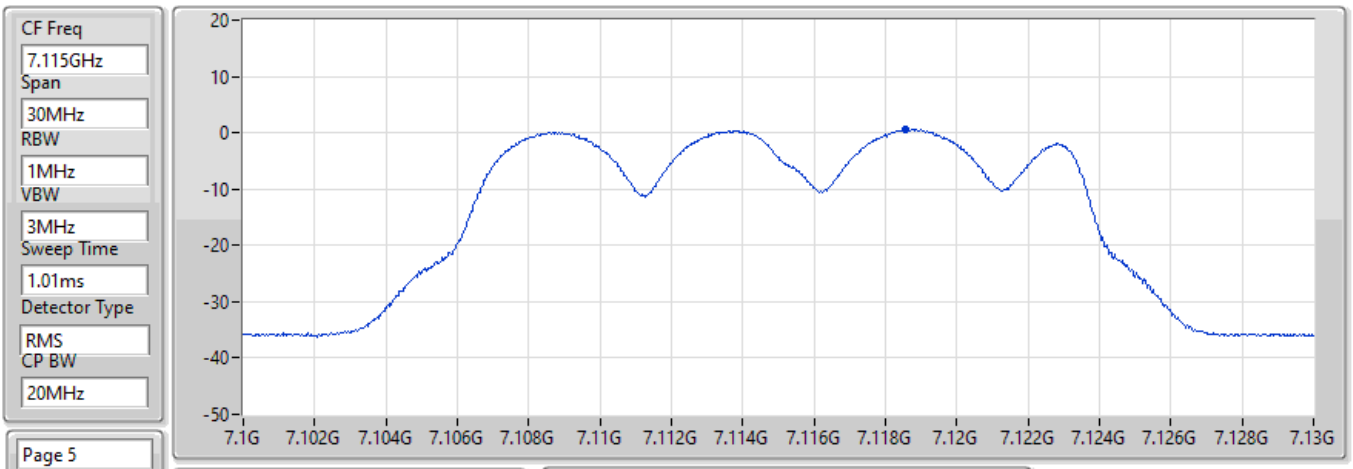

EIRP PSD (dBm)
0.68

EIRP=Pr+Lp [Lp Free Space Path Loss]
Pr=Pmeas-Gr+Lc-Gamp

Pmeas	Gr (dBi)	Lc (dB)	Gamp (dB)	Lp (dB)
-21.18	10.76	8.31	34.78	59.09

EIRP PSD;Band:6.2G;ax20;BWch:20MHz;Nss:1,(M0);Nant:2;Ch:5935MHz;TX

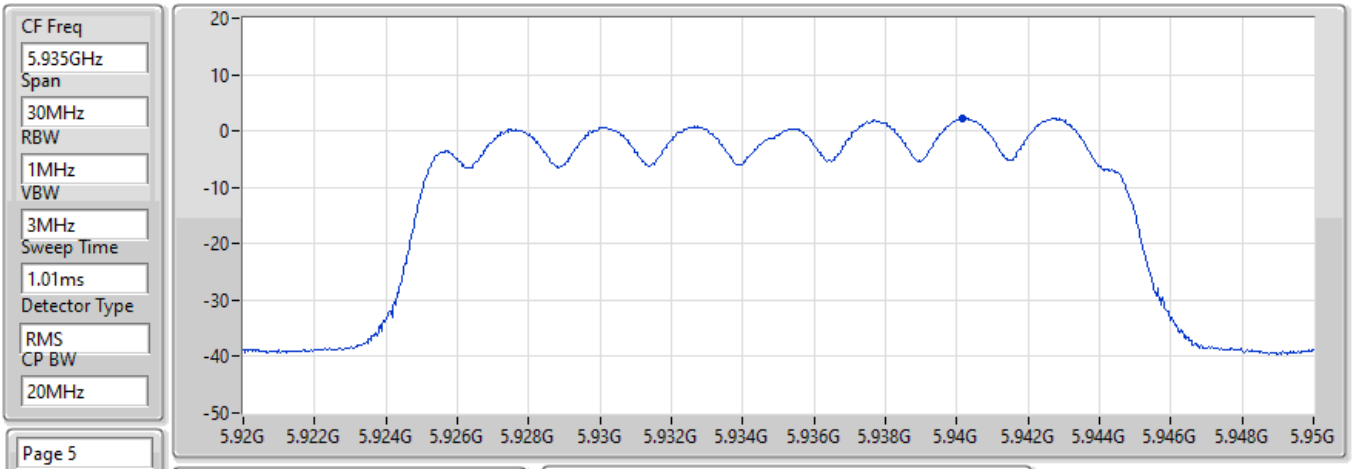

EIRP PSD (dBm)
2.23

EIRP=Pr+Lp [Lp Free Space Path Loss]
Pr=Pmeas-Gr+Lc-Gamp

Pmeas	Gr (dBi)	Lc (dB)	Gamp (dB)	Lp (dB)
-17.17	11.44	7.69	34.37	57.52

EIRP PSD;Band:6.2G;ax20;BWch:20MHz;Nss:1,(M0);Nant:2;Ch:5955MHz;TX

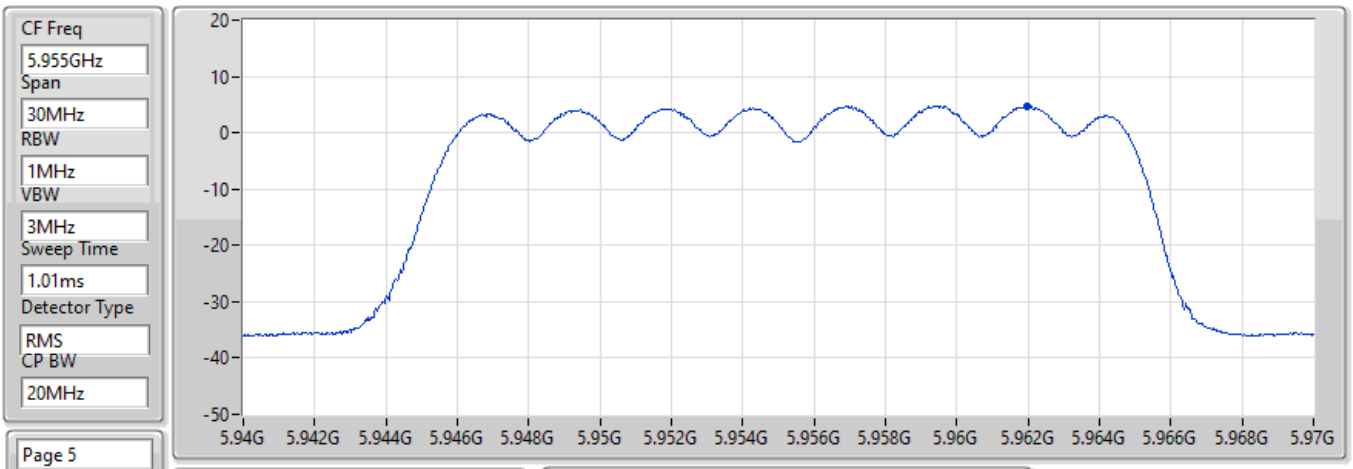

EIRP PSD (dBm)
4.78

EIRP=Pr+Lp [Lp Free Space Path Loss]
Pr=Pmeas-Gr+Lc-Gamp

Pmeas	Gr (dBi)	Lc (dB)	Gamp (dB)	Lp (dB)
-14.57	11.55	7.73	34.38	57.55

EIRP PSD;Band:6.2G;ax20;BWch:20MHz;Nss:1,(M0);Nant:2;Ch:6195MHz;TX

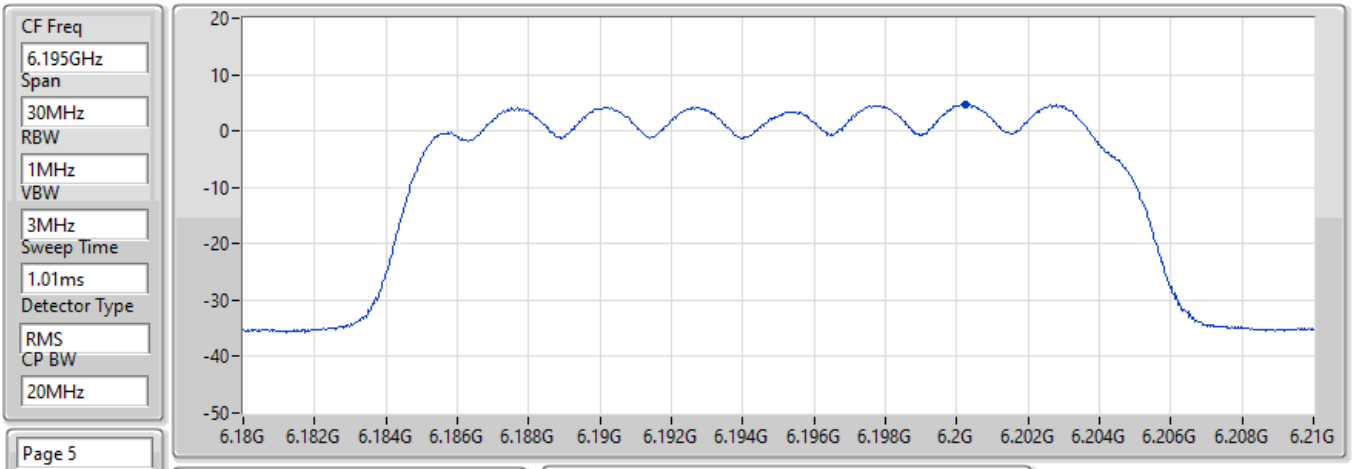

EIRP PSD (dBm)
4.82

EIRP=Pr+Lp [Lp Free Space Path Loss]
Pr=Pmeas-Gr+Lc-Gamp

Pmeas	Gr (dBi)	Lc (dB)	Gamp (dB)	Lp (dB)
-14.66	11.80	7.87	34.48	57.89

EIRP PSD;Band:6.2G;ax20;BWch:20MHz;Nss:1,(M0);Nant:2;Ch:6415MHz;TX

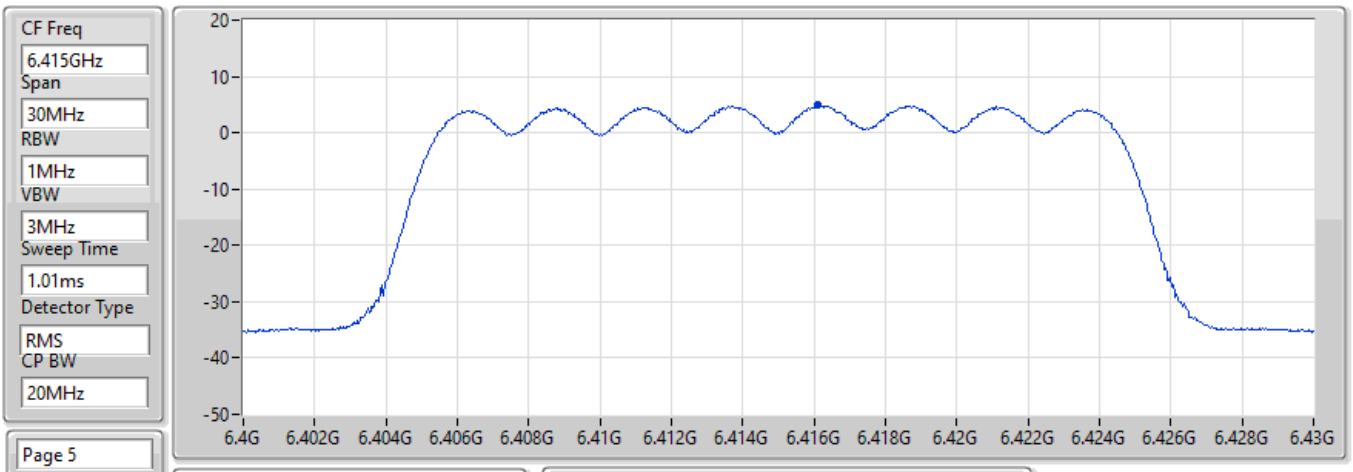

EIRP PSD (dBm)
4.84

EIRP=Pr+Lp [Lp Free Space Path Loss]
Pr=Pmeas-Gr+Lc-Gamp

Pmeas	Gr (dBi)	Lc (dB)	Gamp (dB)	Lp (dB)
-15.30	11.43	7.95	34.57	58.19

EIRP PSD;Band:6.4G;ax20;BWch:20MHz;Nss:1,(M0);Nant:2;Ch:6435MHz;TX

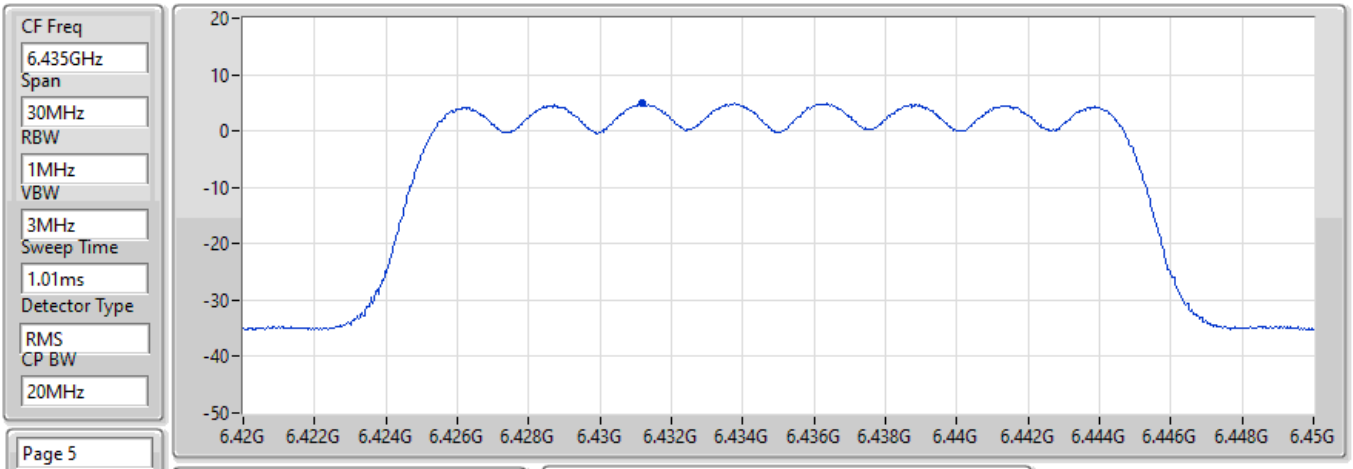

EIRP PSD (dBm)
4.93

EIRP=Pr+Lp [Lp Free Space Path Loss]
Pr=Pmeas-Gr+Lc-Gamp

Pmeas	Gr (dBi)	Lc (dB)	Gamp (dB)	Lp (dB)
-15.21	11.46	7.97	34.58	58.21

EIRP PSD;Band:6.4G;ax20;BWch:20MHz;Nss:1,(M0);Nant:2;Ch:6475MHz;TX

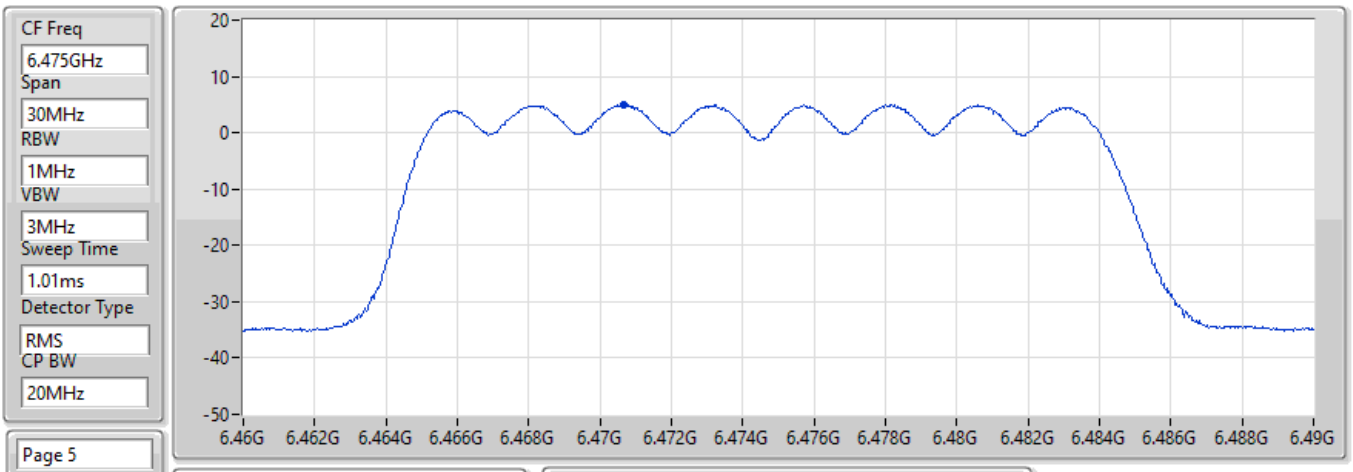

EIRP PSD (dBm)
4.99

EIRP=Pr+Lp [Lp Free Space Path Loss]
Pr=Pmeas-Gr+Lc-Gamp

Pmeas	Gr (dBi)	Lc (dB)	Gamp (dB)	Lp (dB)
-15.27	11.42	8.02	34.60	58.26

EIRP PSD;Band:6.4G;ax20;BWch:20MHz;Nss:1,(M0);Nant:2;Ch:6515MHz;TX

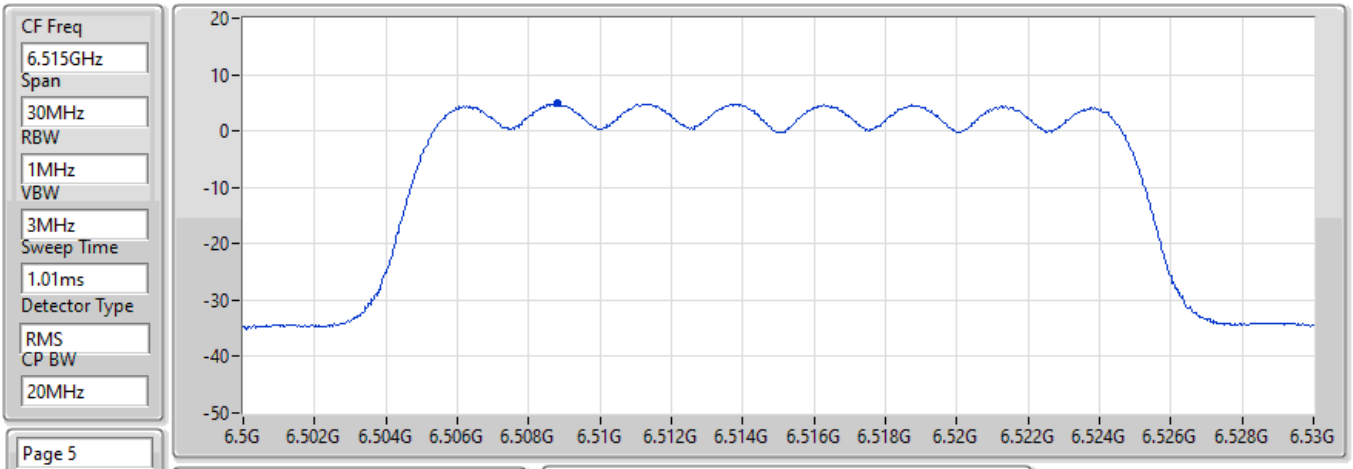

EIRP PSD (dBm)
4.86

EIRP=Pr+Lp [Lp Free Space Path Loss]
Pr=Pmeas-Gr+Lc-Gamp

Pmeas	Gr (dBi)	Lc (dB)	Gamp (dB)	Lp (dB)
-15.68	11.23	8.07	34.61	58.31

EIRP PSD;Band:6.7G;ax20;BWch:20MHz;Nss:1,(M0);Nant:2;Ch:6535MHz;TX

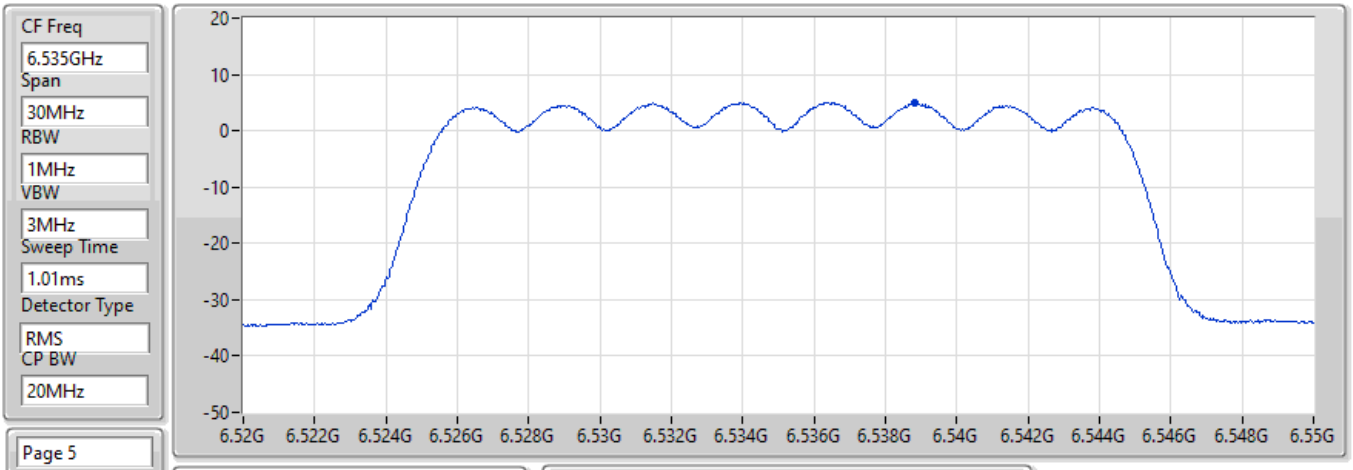

EIRP PSD (dBm)
4.96

EIRP=Pr+Lp [Lp Free Space Path Loss]
Pr=Pmeas-Gr+Lc-Gamp

Pmeas	Gr (dBi)	Lc (dB)	Gamp (dB)	Lp (dB)
-15.88	10.99	8.10	34.62	58.35

EIRP PSD;Band:6.7G;ax20;BWch:20MHz;Nss:1,(M0);Nant:2;Ch:6695MHz;TX

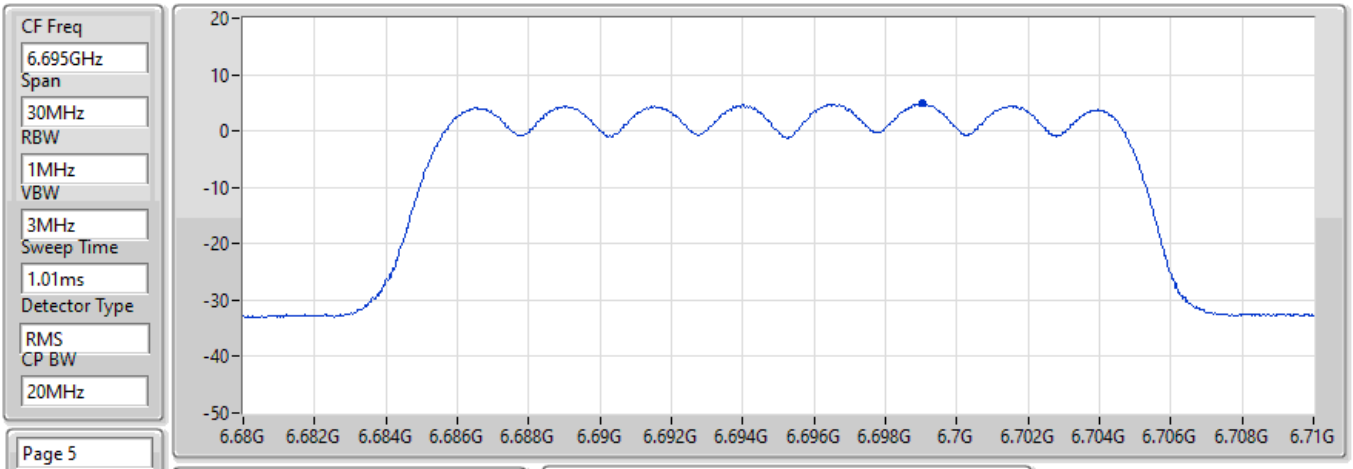

EIRP PSD (dBm)
4.99

EIRP=Pr+Lp [Lp Free Space Path Loss]
Pr=Pmeas-Gr+Lc-Gamp

Pmeas	Gr (dBi)	Lc (dB)	Gamp (dB)	Lp (dB)
-16.49	10.60	8.19	34.67	58.56

EIRP PSD;Band:6.7G;ax20;BWch:20MHz;Nss:1,(M0);Nant:2;Ch:6875MHz;TX

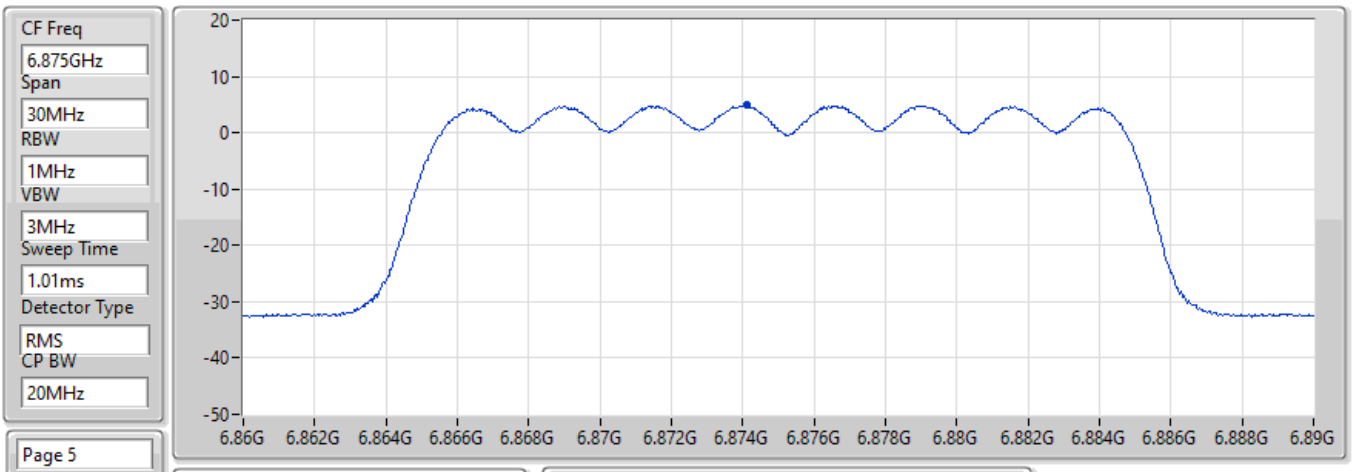

EIRP PSD (dBm)
4.83

EIRP=Pr+Lp [Lp Free Space Path Loss]
Pr=Pmeas-Gr+Lc-Gamp

Pmeas	Gr (dBi)	Lc (dB)	Gamp (dB)	Lp (dB)
-16.39	11.05	8.20	34.72	58.79

EIRP PSD;Band:7.0G;ax20;BWch:20MHz;Nss:1,(M0);Nant:2;Ch:6895MHz;TX

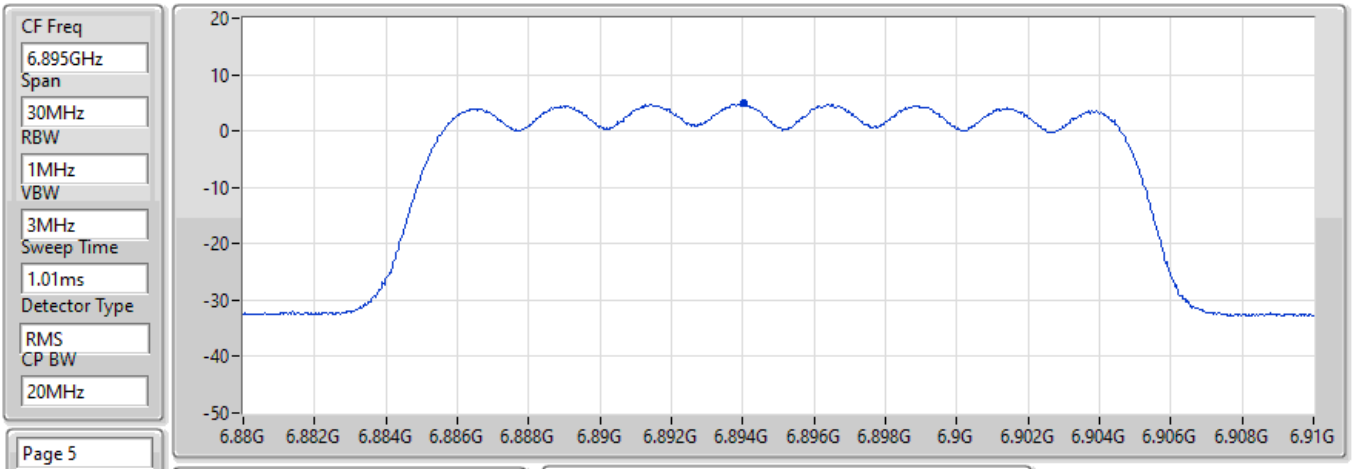

EIRP PSD (dBm)
4.84

EIRP=Pr+Lp [Lp Free Space Path Loss]
Pr=Pmeas-Gr+Lc-Gamp

Pmeas	Gr (dBi)	Lc (dB)	Gamp (dB)	Lp (dB)
-16.35	11.09	8.20	34.73	58.81

EIRP PSD;Band:7.0G;ax20;BWch:20MHz;Nss:1,(M0);Nant:2;Ch:6995MHz;TX

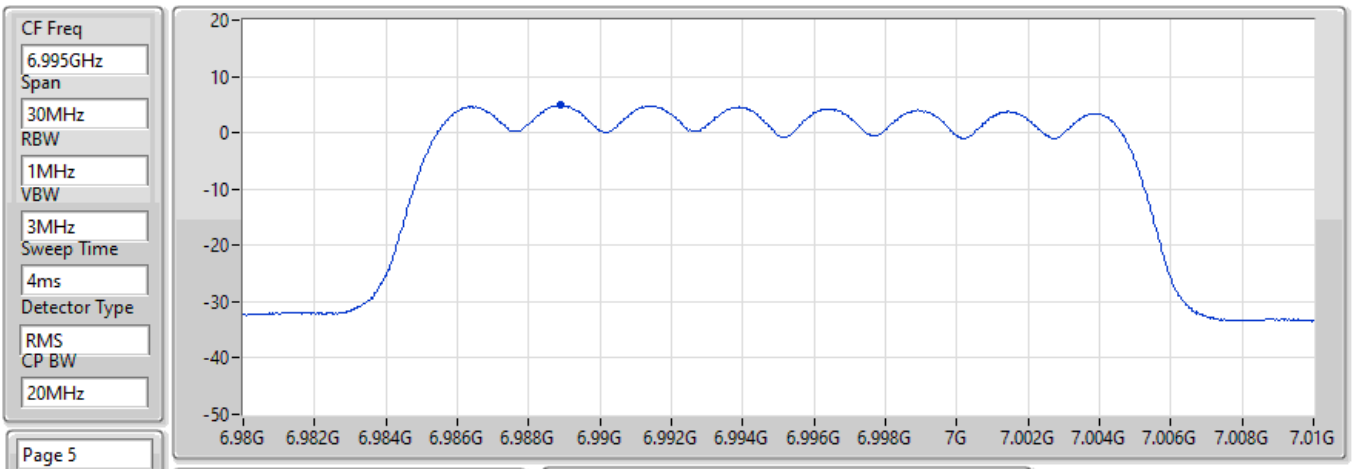

EIRP PSD (dBm)
4.99

EIRP=Pr+Lp [Lp Free Space Path Loss]
Pr=Pmeas-Gr+Lc-Gamp

Pmeas	Gr (dBi)	Lc (dB)	Gamp (dB)	Lp (dB)
-16.18	11.18	8.18	34.76	58.93