FCC RADIO TEST REPORT

FCC ID	:	**LDK-SMST9105AXI**
Equipment	:	**Catalyst 9105AX 802.11ax Access Point, Catalyst 1105AX 802.11ax Access Point**
Brand Name	:	**Cisco**
Model Name	:	**C9105AXI-B, C9105AXI-C, C9105AXI-D, C9105AXI-F, C9105AXI-N, C9105AXI-S, C9105AXI-K, C9105AXI-x, C1105AXI-B, C1105AXI-C, C1105AXI-D, C1105AXI-F, C1105AXI-N, C1105AXI-S, C1105AXI-K, C1105AXI-x (Refer to section 1.1.5 for more details)**
Applicant	:	**Cisco Systems, Inc. 125 West Tasman Drive, San Jose, California, United States, 95134-1706**
Manufacturer	:	**Cisco Systems, Inc. 125 West Tasman Drive, San Jose, California, United States, 95134-1706**
Standard	:	**47 CFR FCC Part 15.407**

The product was received on Apr. 20, 2020, and testing was started from Apr. 28, 2020 and completed on Jun. 01, 2020. We, SPORTON INTERNATIONAL INC. EMC & Wireless Communications Laboratory, would like to declare that the tested sample has been evaluated in accordance with the procedures given in ANSI C63.10-2013 and shown compliance with the applicable technical standards.

The report must not be used by the client to claim product certification, approval, or endorsement by TAF or any agency of government.

The test results in this report apply exclusively to the tested model / sample. Without written approval of SPORTON INTERNATIONAL INC. EMC & Wireless Communications Laboratory, the test report shall not be reproduced except in full.

Cliff Chang

Approved by: Cliff Chang

SPORTON INTERNATIONAL INC. EMC & Wireless Communications Laboratory

No. 52, Huaya 1st Rd., Guishan Dist., Taoyuan City, Taiwan (R.O.C.)

Table of Contents

History of this test report **3**

Summary of Test Result **4**

1 General Description **5**

1.1 Information 5
1.2 Applicable Standards 10
1.3 Testing Location Information 10
1.4 Measurement Uncertainty 11

2 Test Configuration of EUT **12**

2.1 Test Channel Mode 12
2.2 The Worst Case Measurement Configuration 14
2.3 EUT Operation during Test 16
2.4 Accessories 16
2.5 Support Equipment 17
2.6 Test Setup Diagram 18

3 Transmitter Test Result **21**

3.1 AC Power-line Conducted Emissions 21
3.2 Emission Bandwidth 23
3.3 Maximum Conducted Output Power 24
3.4 Peak Power Spectral Density 26
3.5 Unwanted Emissions 29

4 Test Equipment and Calibration Data **34**

Appendix A. Test Results of AC Power-line Conducted Emissions

Appendix B. Test Results of Emission Bandwidth

Appendix C. Test Results of Maximum Conducted Output Power

Appendix D. Test Results of Peak Power Spectral Density

Appendix E. Test Results of Unwanted Emissions

Appendix F. Test Results of Radiated Emission Co-location

Appendix G. Test Photos

Photographs of EUT v01

History of this test report

Report No.	Version	Description	Issued Date
FR992016-02AC	01	Initial issue of report	Jun. 10, 2020

Summary of Test Result

Report Clause	Ref Std. Clause	Test Items	Result (PASS/FAIL)	Remark
1.1.2	15.203	Antenna Requirement	PASS	-
3.1	15.207	AC Power-line Conducted Emissions	PASS	-
3.2	15.407(a)	Emission Bandwidth	PASS	-
3.3	15.407(a)	Maximum Conducted Output Power	PASS	-
3.4	15.407(a)	Peak Power Spectral Density	PASS	-
3.5	15.407(b)	Unwanted Emissions	PASS	-

Declaration of Conformity:

The test results with all measurement uncertainty excluded are presented in accordance with the regulation limits or requirements declared by manufacturers.

Comments and Explanations:

1. The test configuration, test mode and test software were written in this test report are declared by the manufacturer.
2. The declared of product specification for EUT presented in the report are provided by the manufacturer, and the manufacturer takes all the responsibilities for the accuracy of product specification.

Reviewed by: Sam Chen
Report Producer: Sandy Chuang

1 General Description

1.1 Information

1.1.1 RF General Information

Frequency Range (MHz)	IEEE Std. 802.11	Ch. Frequency (MHz)	Channel Number
5725-5850	a20, n (HT20), ac (VHT20), ax (HEW20)	5745-5825	149-165 [5]
5725-5850	a40, n (HT40), ac (VHT40), ax (HEW40)	5755-5795	151-159 [2]
5725-5850	a80, n (HT80), ac (VHT80), ax (HEW80)	5775	155 [1]

Band	Mode	BWch (MHz)	Nant
5.725-5.85GHz	802.11a20	20	1TX, 2TX
5.725-5.85GHz	802.11a20-BF	20	2TX
5.725-5.85GHz	802.11n HT20	20	1TX, 2TX
5.725-5.85GHz	802.11n HT20-BF	20	2TX
5.725-5.85GHz	802.11ac VHT20	20	1TX, 2TX
5.725-5.85GHz	802.11ac VHT20-BF	20	2TX
5.725-5.85GHz	802.11ax HEW20	20	1TX, 2TX
5.725-5.85GHz	802.11ax HEW20-BF	20	2TX
5.725-5.85GHz	802.11a40	40	1TX, 2TX
5.725-5.85GHz	802.11a40-BF	40	2TX
5.725-5.85GHz	802.11n HT40	40	1TX, 2TX
5.725-5.85GHz	802.11n HT40-BF	40	2TX
5.725-5.85GHz	802.11ac VHT40	40	1TX, 2TX
5.725-5.85GHz	802.11ac VHT40-BF	40	2TX
5.725-5.85GHz	802.11ax HEW40	40	1TX, 2TX
5.725-5.85GHz	802.11ax HEW40-BF	40	2TX
5.725-5.85GHz	802.11a80	80	1TX, 2TX
5.725-5.85GHz	802.11a80-BF	80	2TX
5.725-5.85GHz	802.11n HT80	80	1TX, 2TX
5.725-5.85GHz	802.11n HT80-BF	80	2TX
5.725-5.85GHz	802.11ac VHT80	80	1TX, 2TX
5.725-5.85GHz	802.11ac VHT80-BF	80	2TX
5.725-5.85GHz	802.11ax HEW80	80	1TX, 2TX
5.725-5.85GHz	802.11ax HEW80-BF	80	2TX

Note:
- 11a, HT20, HT40 and HT80 use a combination of OFDM-BPSK, QPSK, 16QAM, 64QAM modulation.
- VHT20, VHT40, VHT80 use a combination of OFDM-BPSK, QPSK, 16QAM, 64QAM, 256QAM modulation.
- HEW20, HEW40, HEW80 use a combination of OFDMA-BPSK, QPSK, 16QAM, 64QAM, 256QAM, 1024QAM modulation.
- BWch is the nominal channel bandwidth.
- Nss-Min is the minimum number of spatial streams.
- Nant is the number of outputs. e.g., 2(2,3) means have 2 outputs for port 2 and port 3. 2 means have 2 outputs for port 1 and port 2.

1.1.2 Antenna Information

Ant.	Port	Brand	Model Name	Antenna Type	Connector	Gain (dBi)
1	1	PEGATRON	WIFI_1 ANT	IFA (Inverted-F antenna)	I-PEX	Note 1
2	2	PEGATRON	WIFI_2 ANT	IFA (Inverted-F antenna)	I-PEX	
3	1	PEGATRON	BLE ANT	IFA (Inverted-F antenna)	I-PEX	

Note 1:

Ant.	Port	Gain (dBi)										
		WLAN 2.4GHz			WLAN 5GHz					Bluetooth / Zigbee		
		2400 MHz	2450 MHz	2500 MHz	5150 MHz	5300 MHz	5500 MHz	5700 MHz	5850 MHz	2400 MHz	2450 MHz	2500 MHz
1	1	3.03	3.43	3.02	4.28	4.48	4.63	4.89	4.52	-	-	-
2	2	2.92	3.41	3.11	4.68	4.52	4.49	4.66	4.72	-	-	-
3	1	-	-	-	-	-	-	-	-	2.08	2.30	2.18

Note 2: The above information was declared by manufacturer.
Note 3:

For 2.4GHz function:

For IEEE 802.11 b/g/n/ax (1TX/1RX):

Only Port 1 can be used as transmitting/receiving antenna.

For IEEE 802.11 b/g/n/ax (2TX/2RX):

Port 1 and Port 2 can be used as transmitting/receiving antenna.

Port 1 and Port 2 could transmit/receive simultaneously.

For 5GHz function:

For IEEE 802.11a/n/ac/ax (1TX/1RX):

Only Port 1 can be used as transmitting/receiving antenna.

For IEEE 802.11a/n/ac/ax (2TX/2RX):

Port 1 and Port 2 can be used as transmitting/receiving antenna.

Port 1 and Port 2 could transmit/receive simultaneously.

For Bluetooth function:

Only Port 1 can be used as transmitting/receiving antenna.

For Zigbee function:

Only Port 1 can be used as transmitting/receiving antenna.

1.1.3 Mode Test Duty Cycle

<2T1S>

Non-beamforming mode

Mode	DC	DCF(dB)	T(s)	VBW(Hz) ≥ 1/T
11a20_Nss1,(6Mbps)_2TX	0.99	0.04	2.384m	10
11a40_Nss1,(6Mbps)_2TX	0.99	0.04	2.384m	10
11a80_Nss1,(6Mbps)_2TX	0.99	0.04	2.384m	10
802.11ac VHT20_Nss1,(MCS0)_2TX	0.99	0.04	2.224m	10
802.11ac VHT40_Nss1,(MCS0)_2TX	0.977	0.1	1.093m	1k
802.11ac VHT80_Nss1,(MCS0)_2TX	0.954	0.2	528.438u	3k
802.11ax HEW20_Nss1,(MCS0)_2TX	0.984	0.07	1.711m	10
802.11ax HEW40_Nss1,(MCS0)_2TX	0.972	0.12	885.313u	3k
802.11ax HEW80_Nss1,(MCS0)_2TX	0.949	0.23	454.063u	3k

beamforming mode

Mode	DC	DCF(dB)	T(s)	VBW(Hz) ≥ 1/T
11a20-BF_Nss1,(6Mbps)_2TX	0.99	0.04	2.384m	10
11a40-BF_Nss1,(6Mbps)_2TX	0.99	0.04	2.384m	10
11a80-BF_Nss1,(6Mbps)_2TX	0.99	0.04	2.384m	10
802.11ac VHT20-BF_Nss1,(MCS0)_2TX	0.99	0.04	2.224m	10
802.11ac VHT40-BF_Nss1,(MCS0)_2TX	0.977	0.1	1.093m	1k
802.11ac VHT80-BF_Nss1,(MCS0)_2TX	0.954	0.2	528.438u	3k
802.11ax HEW20-BF_Nss1,(MCS0)_2TX	0.984	0.07	1.711m	10
802.11ax HEW40-BF_Nss1,(MCS0)_2TX	0.972	0.12	885.313u	3k
802.11ax HEW80-BF_Nss1,(MCS0)_2TX	0.949	0.23	454.063u	3k

Note:
- DC is Duty Cycle.
- DCF is Duty Cycle Factor.

1.1.4 EUT Operational Condition

EUT Power Type	From PoE			
Beamforming Function	☒	With beamforming	☐	Without beamforming
	The product has beamforming function for n/ax in 2.4GHz and a/n/ac/ax in 5GHz.			
Operating Mode	☒	Master		
	☐	Slave with radar detection		
	☐	Slave without radar detection		
Test Software Version	Feb14 2020 05:22:27 version 17.18.2 (r782430 WLTEST)			

Note: The above information was declared by manufacturer.

1.1.5 Table for Multiple Listing

The equipment names/model names in the following table are all refer to the identical product.

Equipment Name	Model Name	Description
Catalyst 9105AX 802.11ax Access Point	C9105AXI-B	All the models are identical, the difference equipment names/model names for difference marketing strategy.
	C9105AXI-C	
	C9105AXI-D	
	C9105AXI-F	
	C9105AXI-N	
	C9105AXI-S	
	C9105AXI-K	
	C9105AXI-x (x can be A-Z, regional country code)	
Catalyst 1105AX 802.11ax Access Point	C1105AXI-B	
	C1105AXI-C	
	C1105AXI-D	
	C1105AXI-F	
	C1105AXI-N	
	C1105AXI-S	
	C1105AXI-K	
	C1105AXI-x (x can be A-Z, regional country code)	

From the above models, model: C9105AXI-B was selected as representative model for the test and its data was recorded in this report.

1.2 Applicable Standards

According to the specifications of the manufacturer, the EUT must comply with the requirements of the following standards:

- 47 CFR FCC Part 15
- ANSI C63.10-2013
- FCC KDB 789033 D02 v02r01

The following reference test guidance is not within the scope of accreditation of TAF.

- FCC KDB 662911 D01 v02r01
- FCC KDB 412172 D01 v01r01
- FCC KDB 414788 D01 v01r01

1.3 Testing Location Information

Testing Location							
☐	HWA YA	ADD	:	No. 52, Huaya 1st Rd., Guishan Dist., Taoyuan City, Taiwan (R.O.C.)			
		TEL	:	886-3-327-3456	FAX	:	886-3-327-0973
☒	JHUBEI	ADD	:	No.8, Lane 724, Bo-ai St., Jhubei City, HsinChu County 302, Taiwan, R.O.C.			
		TEL	:	886-3-656-9065	FAX	:	886-3-656-9085

Test Condition	Test Site No.	Test Engineer	Test Environment	Test Date
RF Conducted	TH01-CB	Owen Hsu	22.5-23.8°C / 56-58%	Apr. 28, 2020 May 28, 2020
Radiated (Cabinet_Above 1GHz)	03CH06-CB	RJ Huang	21.9-22.4°C / 57-60 %	Apr. 30, 2020~ Jun. 01, 2020
Radiated (Below 1GHz)	03CH06-CB	Stim Sung	22.4-23.3°C / 57-60 %	May 19, 2020
Radiated (Radiated Emission Co-location)	03CH06-CB	RJ Huang	23.4-25.5°C / 63-69%	May 25, 2020
AC Conduction	CO02-CB	GN Hou	22~24°C / 65~68%	May 28, 2020

Test site Designation No. TW0006 with FCC.
Test site registered number IC 4086D with Industry Canada.

1.4 Measurement Uncertainty

ISO/IEC 17025 requires that an estimate of the measurement uncertainties associated with the emissions test results be included in the report. The measurement uncertainties given below are based on a 95% confidence level (based on a coverage factor (k=2)

Test Items	Uncertainty	Remark
Conducted Emission (150kHz ~ 30MHz)	2.0 dB	Confidence levels of 95%
Radiated Emission (30MHz ~ 1,000MHz)	4.3 dB	Confidence levels of 95%
Radiated Emission (1GHz ~ 18GHz)	4.3 dB	Confidence levels of 95%
Radiated Emission (18GHz ~ 40GHz)	5.1 dB	Confidence levels of 95%
Conducted Emission	2.4 dB	Confidence levels of 95%
Output Power Measurement	1.5 dB	Confidence levels of 95%
Power Density Measurement	2.4 dB	Confidence levels of 95%
Bandwidth Measurement	2%	Confidence levels of 95%

2 Test Configuration of EUT

2.1 Test Channel Mode

<2T1S>

Non-beamforming mode

Mode	Power Setting
11a20_Nss1,(6Mbps)_2TX	-
5745MHz	17
5785MHz	17
5825MHz	17
11a40_Nss1,(6Mbps)_2TX	-
5755MHz	17
5795MHz	17
11a80_Nss1,(6Mbps)_2TX	-
5775MHz	17
802.11ac VHT20_Nss1,(MCS0)_2TX	-
5745MHz	17
5785MHz	17
5825MHz	17
802.11ac VHT40_Nss1,(MCS0)_2TX	-
5755MHz	17
5795MHz	17
802.11ac VHT80_Nss1,(MCS0)_2TX	-
5775MHz	17
802.11ax HEW20_Nss1,(MCS0)_2TX	-
5745MHz	17
5785MHz	17
5825MHz	17
802.11ax HEW40_Nss1,(MCS0)_2TX	-
5755MHz	17
5795MHz	17
802.11ax HEW80_Nss1,(MCS0)_2TX	-
5775MHz	17

beamforming mode

Mode	Power Setting
11a20,BF_Nss1,(6Mbps)_2TX	-
5745MHz	17
5785MHz	17
5825MHz	17
11a40,BF_Nss1,(6Mbps)_2TX	-
5755MHz	17
5795MHz	17
11a80,BF_Nss1,(6Mbps)_2TX	-
5775MHz	17
802.11ac VHT20-BF_Nss1,(MCS0)_2TX	-
5745MHz	17
5785MHz	17
5825MHz	17
802.11ac VHT40-BF_Nss1,(MCS0)_2TX	-
5755MHz	17
5795MHz	17
802.11ac VHT80-BF_Nss1,(MCS0)_2TX	-
5775MHz	17
802.11ax HEW20-BF_Nss1,(MCS0)_2TX	-
5745MHz	17
5785MHz	17
5825MHz	17
802.11ax HEW40-BF_Nss1,(MCS0)_2TX	-
5755MHz	17
5795MHz	17
802.11ax HEW80-BF_Nss1,(MCS0)_2TX	-
5775MHz	17

Note:

- VHT20/VHT40/VHT80 covers HT20/HT40/HT80, due to same modulation. The power setting for 802.11n HT20, HT40 and HT 80 are the same or lower than 802.11ac VHT20, VHT40 and VHT80.
- There are two modes of EUT, one is beamforming mode, and the other is non-beamforming mode for 11n/11ax in 2.4GHz and 11a/11n/11ac/11ax in 5GHz. Both modes have been tested and recorded in this test report.
- The STBC mode covered by 2T2S mode.
- The beamforming mode only evaluate power and power density.
- This function has 1TX/2TX, and only 2TX was test and record in the test report was declared by the manufacturer.

2.2 The Worst Case Measurement Configuration

The Worst Case Mode for Following Conformance Tests	
Tests Item	AC power-line conducted emissions
Condition	AC power-line conducted measurement for line and neutral
Operating Mode	CTX
1	EUT_2.4GHz + PoE
2	EUT_5GHz + PoE
3	EUT_Bluetooth LE + PoE
4	EUT_Zigbee + PoE
For operating mode 2 is the worst case and it was record in this test report.	

The Worst Case Mode for Following Conformance Tests	
Tests Item	Emission Bandwidth Maximum Conducted Output Power Peak Power Spectral Density Unwanted Emissions Unwanted Emissions (Above 1GHz)
Test Condition	Conducted measurement at transmit chains

The Worst Case Mode for Following Conformance Tests	
Tests Item	Unwanted Emissions
Test Condition	Radiated measurement If EUT consist of multiple antenna assembly (multiple antenna are used in EUT regardless of spatial multiplexing MIMO configuration), the radiated test should be performed with highest antenna gain of each antenna type.
Operating Mode < 1GHz	CTX
	The EUT was performed at X axis, Y axis and Z axis position for Unwanted Emissions above 1GHz. The worst case was found at Z axis in 2.4GHz, Zigbee and at X axis in 5GHz, Bluetooth LE, thus the measurement will follow this same test configuration.
1	EUT in Z axis_2.4GHz + PoE
2	EUT in X axis_5GHz + PoE
3	EUT in X axis_Bluetooth LE + PoE
4	EUT in Z axis_Zigbee + PoE
For operating mode 1 is the worst case and it was record in this test report.	
Operating Mode > 1GHz	CTX (Cabinet)
	The EUT was performed at X axis, Y axis and Z axis position. The worst case was found at X axis, thus the measurement will follow this same test configuration.
1	EUT in X axis_5GHz

The Worst Case Mode for Following Conformance Tests	
Tests Item	Simultaneous Transmission Analysis - Radiated Emission Co-location
Test Condition	Radiated measurement
Operating Mode	Normal Link
X-axis generated the worst result for Unwanted Emissions (above 1GHz), thus the measurement will follow this same test configuration.	
1	EUT in X axis_WLAN 2.4GHz + WLAN 5GHz
Refer to Appendix F for Radiated Emission Co-location.	

The Worst Case Mode for Following Conformance Tests	
Tests Item	Simultaneous Transmission Analysis - Co-location RF Exposure Evaluation
Operating Mode	
1	WLAN 2.4GHz + WLAN 5GHz + Bluetooth LE
2	WLAN 2.4GHz + WLAN 5GHz + Zigbee
Refer to Sporton Test Report No.: FA992016-02 for Co-location RF Exposure Evaluation.	

Note: It was supplied power by PoE for EUT, and the PoE is for measurement only, would not be marketed.

<For Conducted emissions and Radiated measurement (below 1GHz)>

Equipment	Brand Name	Model Name	FCC ID
PoE	PHIHONG	POE29U-1AT(PL)	N/A

<For other tests>

Equipment	Brand Name	Model Name	FCC ID
PoE	CERIO	POE-G30	N/A

2.3 EUT Operation during Test

The EUT was programmed to be in continuously transmitting mode.

2.4 Accessories

Accessories				
No.	**Equipment Name**	**Brand Name**	**Model Name**	**Remark**
1	Mounting bracket*1	Cisco	AIR-AP-BRACKET-8	-

2.5 Support Equipment

For AC Conduction:

Support Equipment				
No.	**Equipment**	**Brand Name**	**Model Name**	**FCC ID**
A	PoE	PHIHONG	POE29U-1AT(PL)	N/A

For Radiated (below 1GHz):

Support Equipment				
No.	**Equipment**	**Brand Name**	**Model Name**	**FCC ID**
A	PoE	PHIHONG	POE29U-1AT(PL)	N/A
B	Notebook	DELL	E4300	N/A

For Radiated (above 1GHz) and RF Conducted:

Support Equipment				
No.	**Equipment**	**Brand Name**	**Model Name**	**FCC ID**
A	PoE	CERIO	POE-G30	N/A
B	Notebook	DELL	E4300	N/A

2.6 Test Setup Diagram

Test Setup Diagram – AC Line Conducted Emission Test

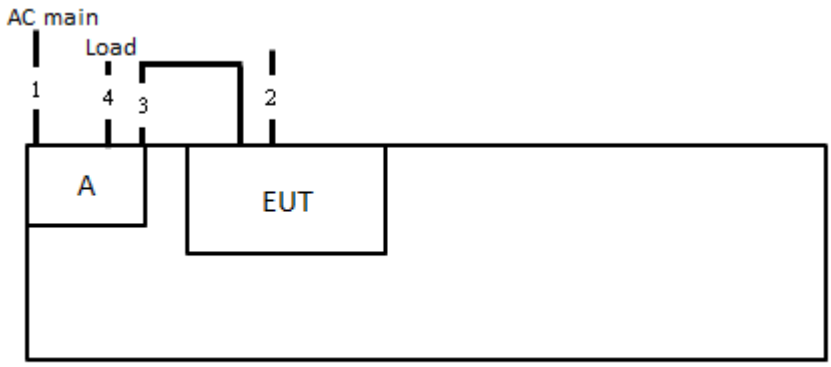

Item	Connection	Shielded	Length
1	Power cable	No	1.5m
2	RS232 to RJ-45 console cable	No	1.9m
3	RJ-45 cable	No	1.5m
4	RJ-45 cable	No	1.5m

Test Setup Diagram - Radiated Test < 1GHz

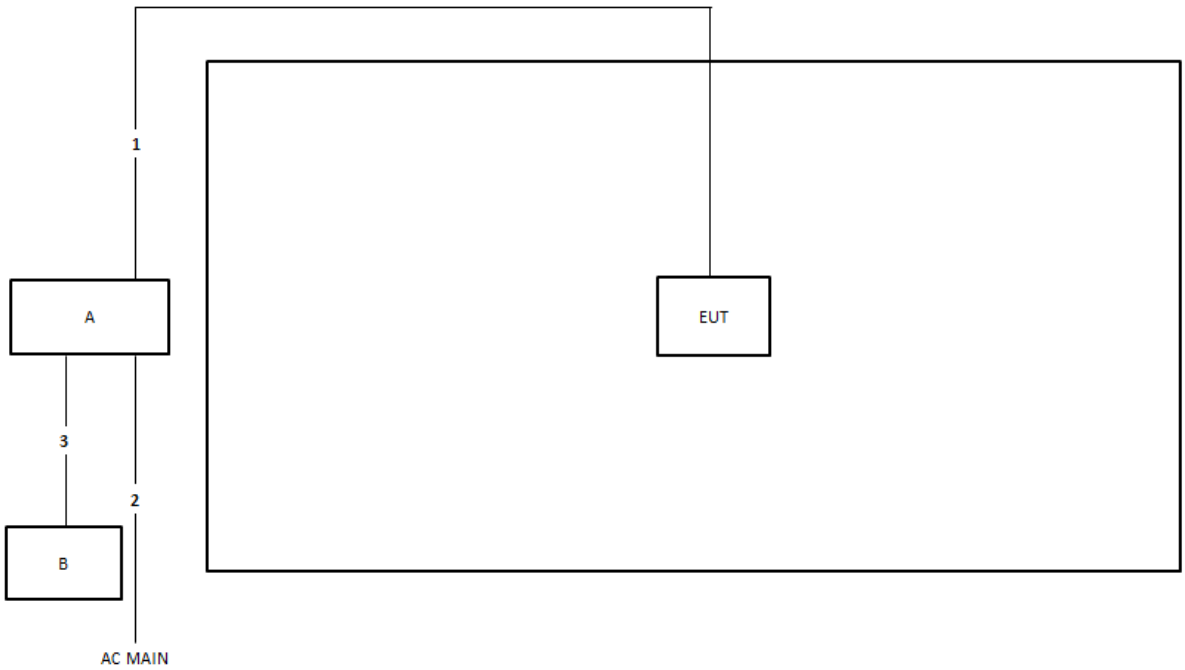

Item	Connection	Shielded	Length
1	RJ-45 cable	No	10m
2	Power cable	No	1.5m
3	RJ-45 cable	No	1.5m

Test Setup Diagram - Radiated Test > 1GHz

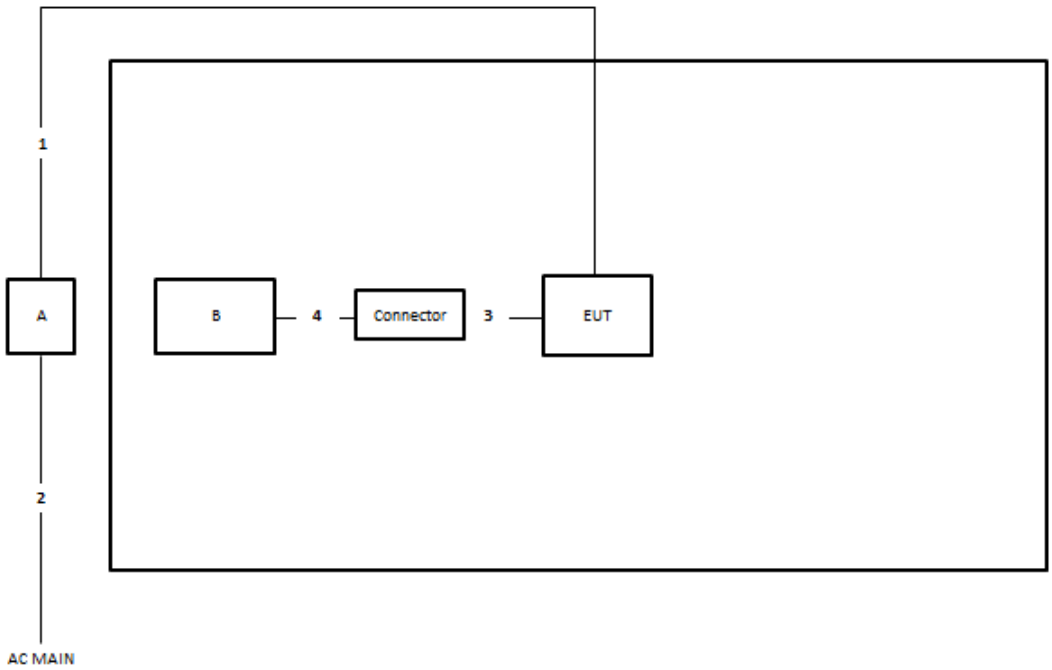

Item	Connection	Shielded	Length
1	RJ-45 cable	No	10m
2	Power cable	No	1.5m
3	RS232 to RJ-45 console cable	No	1.9m
4	RS232 to USB console cable	No	1.5m

3 Transmitter Test Result

3.1 AC Power-line Conducted Emissions

3.1.1 AC Power-line Conducted Emissions Limit

AC Power-line Conducted Emissions Limit		
Frequency Emission (MHz)	**Quasi-Peak**	**Average**
0.15-0.5	66 - 56 *	56 - 46 *
0.5-5	56	46
5-30	60	50
Note 1: * Decreases with the logarithm of the frequency.		

3.1.2 Measuring Instruments

Refer a test equipment and calibration data table in this test report.

3.1.3 Test Procedures

Test Method
☒ Refer as ANSI C63.10-2013, clause 6.2 for AC power-line conducted emissions.

3.1.4 Test Setup

AC Power-line Conducted Emissions

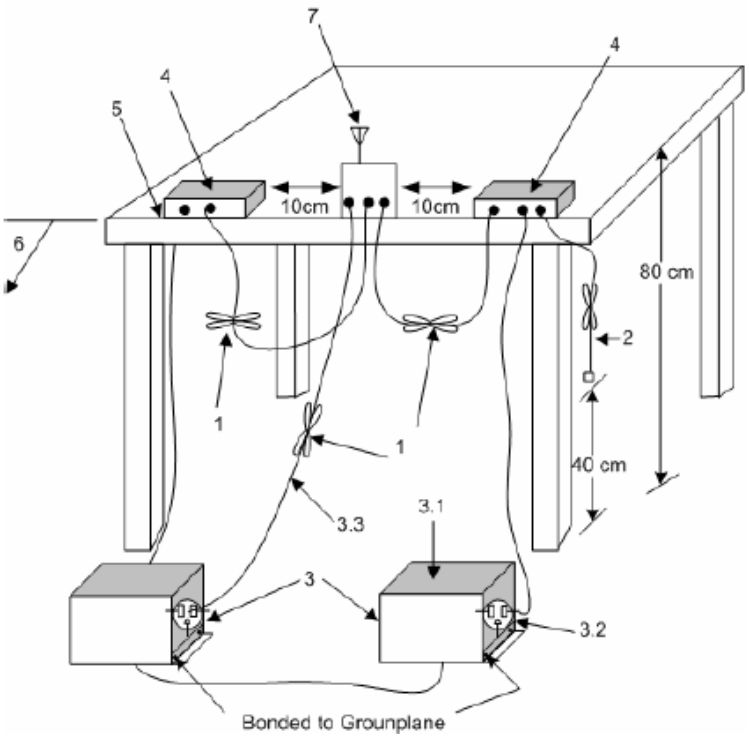

1—Interconnecting cables that hang closer than 40 cm to the ground plane shall be folded back and forth in the center forming a bundle 30 cm to 40 cm long.
2—The I/O cables that are not connected to an accessory shall be bundled in the center. The end of the cable may be terminated, if required, using the correct terminating impedance. The overall length shall not exceed 1 m.
3—EUT connected to one LISN. Unused LISN measuring port connectors shall be terminated in 50 Ω loads. LISN may be placed on top of, or immediately beneath, reference ground plane.
3.1—All other equipment powered from additional LISN(s).
3.2—A multiple-outlet strip may be used for multiple power cords of non-EUT equipment.
3.3—LISN at least 80 cm from nearest part of EUT chassis.
4—Non-EUT components of EUT system being tested.
5—Rear of EUT, including peripherals, shall all be aligned and flush with edge of tabletop.
6—Edge of tabletop shall be 40 cm removed from a vertical conducting plane that is bonded to the ground plane.
7—Antenna can be integral or detachable. If detachable, then the antenna shall be attached for this test.

3.1.5 Test Result of AC Power-line Conducted Emissions

Refer as Appendix A

3.2 Emission Bandwidth

3.2.1 Emission Bandwidth Limit

Emission Bandwidth Limit	
UNII Devices	
☐	For the 5.15-5.25 GHz band, N/A
☐	For the 5.25-5.35 GHz band, the maximum conducted output power shall not exceed the lesser of 250 mW or 11 dBm + 10 log B, where B is the 26 dB emission bandwidth in MHz.
☐	For the 5.47-5.725 GHz band, the maximum conducted output power shall not exceed the lesser of 250 mW or 11 dBm + 10 log B, where B is the 26 dB emission bandwidth in MHz.
☒	For the 5.725-5.85 GHz band, 6 dB emission bandwidth ≥ 500kHz.
LE-LAN Devices	
☐	For the band 5.15-5.25 GHz, the maximum e.i.r.p. shall not exceed 200 mW or 10 + 10 log B, dBm, whichever power is less. B is the 99% emission bandwidth in MHz.
☐	For the 5.25-5.35 GHz band, the maximum e.i.r.p. shall not exceed 1.0 W or 17 + 10 log B, dBm, whichever power is less. B is the 99% emission bandwidth in MHz
☐	For the 5.47-5.6 GHz band and 5.65-5.725 GHz band, the maximum e.i.r.p. shall not exceed 1.0 W or 17 + 10 log B, dBm, whichever power is less. B is the 99% emission bandwidth in MHz
☐	For the 5.725-5.85 GHz band, 6 dB emission bandwidth ≥ 500kHz.

3.2.2 Measuring Instruments

Refer a test equipment and calibration data table in this test report.

3.2.3 Test Procedures

Test Method		
▪	For the emission bandwidth shall be measured using one of the options below:	
	☒	Refer as FCC KDB 789033, clause C for EBW and clause D for OBW measurement.
	☐	Refer as ANSI C63.10, clause 6.9.1 for occupied bandwidth testing.
	☐	Refer as IC RSS-Gen, clause 4.6 for bandwidth testing.

3.2.4 Test Setup

Emission Bandwidth

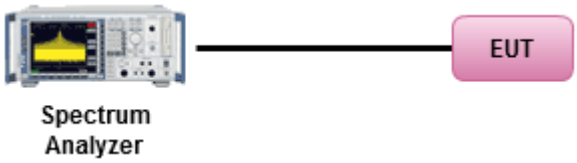

3.2.5 Test Result of Emission Bandwidth

Refer as Appendix B

3.3 Maximum Conducted Output Power

3.3.1 Maximum Conducted Output Power Limit

Maximum Conducted Output Power Limit	
UNII Devices	
☐	For the 5.15-5.25 GHz band:
	▪ the maximum conducted output power (P_{Out}) shall not exceed the lesser of 1 W. If G_{TX} > 6 dBi, then P_{Out} = 30 – (G_{TX} – 6)
☐	For the 5.25-5.35 GHz band, the maximum conducted output power (P_{Out}) shall not exceed the lesser of 250 mW or 11 dBm + 10 log B, where B is the 26 dB emission bandwidth in MHz. If G_{TX} > 6 dBi, then P_{Out} = 24 – (G_{TX} – 6).
☐	For the 5.47-5.725 GHz band, the maximum conducted output power (P_{Out}) shall not exceed the lesser of 250 mW or 11 dBm + 10 log B, where B is the 26 dB emission bandwidth in MHz. If G_{TX} > 6 dBi, then P_{Out} = 24 – (G_{TX} – 6).
☒	For the 5.725-5.85 GHz band:
	▪ the maximum conducted output power (P_{Out}) shall not exceed the lesser of 1 W. If G_{TX} > 6 dBi, then P_{Out} = 30 – (G_{TX} – 6).
LE-LAN Devices	
☐	For the 5.15-5.25 GHz band, the maximum e.i.r.p. shall not exceed 200 mW or 10 + 10 log B, dBm, whichever power is less. B is the 99% emission bandwidth in MHz.
☐	For the 5.25-5.35 GHz band, the maximum e.i.r.p. shall not exceed 1.0 W or 17 + 10 log B, dBm, whichever power is less. B is the 99% emission bandwidth in MHz
☐	For the 5.47-5.6 GHz band and 5.65-5.725 GHz band, the maximum e.i.r.p. shall not exceed 1.0 W or 17 + 10 log B, dBm, whichever power is less. B is the 99% emission bandwidth in MHz
☐	For the 5.725-5.85 GHz band:
	▪ the maximum conducted output power (P_{Out}) shall not exceed the lesser of 1 W. If G_{TX} > 6 dBi, then P_{Out} = 30 – (G_{TX} – 6).
P_{Out} = maximum conducted output power in dBm, **G_{TX}** = the maximum transmitting antenna directional gain in dBi.	

3.3.2 Measuring Instruments

Refer a test equipment and calibration data table in this test report.

3.3.3 Test Procedures

Test Method	
▪ Maximum Conducted Output Power	
	Average over on/off periods with duty factor
	☐ Refer as FCC KDB 789033, clause E Method SA-2 (spectral trace averaging).
	☐ Refer as FCC KDB 789033, clause E Method SA-2 Alt. (RMS detection with slow sweep speed)
	Wideband RF power meter and average over on/off periods with duty factor
	☒ Refer as FCC KDB 789033, clause E Method PM-G (using an RF average power meter).
▪ For conducted measurement.	
	▪ If the EUT supports multiple transmit chains using options given below: Refer as FCC KDB 662911, In-band power measurements. Using the measure-and-sum approach, measured all transmit ports individually. Sum the power (in linear power units e.g., mW) of all ports for each individual sample and save them.
	▪ If multiple transmit chains, EIRP calculation could be following as methods: $P_{total} = P_1 + P_2 + \ldots + P_n$ (calculated in linear unit [mW] and transfer to log unit [dBm]) $EIRP_{total} = P_{total} + DG$

3.3.4 Test Setup

RF Output Power (Power Meter)

3.3.5 Test Result of Maximum Conducted Output Power

Refer as Appendix C

3.4 Peak Power Spectral Density

3.4.1 Peak Power Spectral Density Limit

Peak Power Spectral Density Limit	
UNII Devices	
☐	For the 5.15-5.25 GHz band:
	▪ the peak power spectral density (PPSD) shall not exceed the lesser of 17dBm/MHz. If G_{TX} > 6 dBi, then P_{Out} = 17 – (G_{TX} – 6).
☐	For the 5.25-5.35 GHz band, the peak power spectral density (PPSD) ≤ 11 dBm/MHz. If G_{TX} > 6 dBi, then PPSD= 11 – (G_{TX} – 6).
☐	For the 5.47-5.725 GHz band, the peak power spectral density (PPSD) ≤ 11 dBm/MHz. If G_{TX} > 6 dBi, then PPSD= 11 – (G_{TX} – 6).
☒	For the 5.725-5.85 GHz band:
	▪ the peak power spectral density (PPSD) ≤ 30 dBm/500kHz. If G_{TX} > 6 dBi, then PPSD= 30 – (G_{TX} – 6).
LE-LAN Devices	
☐	For the 5.15-5.25 GHz band, the e.i.r.p. peak power spectral density (PPSD) ≤ 10 dBm/MHz.
☐	For the 5.25-5.35 GHz band, the peak power spectral density (PPSD) ≤ 11 dBm/MHz.
	▪ e.i.r.p. greater than 200 mW shall comply with the following e.i.r.p. at different elevations, where θ is the angle above the local horizontal plane (of the Earth) as shown below: -13 dBW/MHz for 0° ≤ θ < 8° ; -13 − 0.716 (θ-8) dBW/MHz for 8° ≤ θ < 40° -35.9 − 1.22 (θ-40) dBW/MHz for 40° ≤ θ ≤ 45° ; -42 dBW/MHz for θ > 45°
☐	For the 5.47-5.6 GHz band and 5.65-5.725 GHz band, the peak power spectral density (PPSD) ≤ 11 dBm/MHz.
☐	For the 5.725-5.85 GHz band:
	▪ the peak power spectral density (PPSD) ≤ 30 dBm/500kHz. If G_{TX} > 6 dBi, then PPSD= 30 – (G_{TX} – 6).
PPSD = peak power spectral density that he same method as used to determine the conducted output power shall be used to determine the power spectral density. And power spectral density in dBm/MHz **G_{TX}** = the maximum transmitting antenna directional gain in dBi.	

3.4.2 Measuring Instruments

Refer a test equipment and calibration data table in this test report.

3.4.3 Test Procedures

Test Method		
▪ Peak power spectral density procedures that the same method as used to determine the conducted output power shall be used to determine the peak power spectral density and use the peak search function on the spectrum analyzer to find the peak of the spectrum. For the peak power spectral density shall be measured using below options:		
	☐ Refer as FCC KDB 789033, F)5) power spectral density can be measured using resolution bandwidths < 1 MHz provided that the results are integrated over 1 MHz bandwidth	
	[duty cycle ≥ 98% or external video / power trigger]	
	☒ Refer as FCC KDB 789033, clause E Method SA-1 (spectral trace averaging).	
	☐ Refer as FCC KDB 789033, clause E Method SA-1 Alt. (RMS detection with slow sweep speed)	
	duty cycle < 98% and average over on/off periods with duty factor	
	☒ Refer as FCC KDB 789033, clause E Method SA-2 (spectral trace averaging).	
	☐ Refer as FCC KDB 789033, clause E Method SA-2 Alt. (RMS detection with slow sweep speed)	
▪ For conducted measurement.		
	▪ If the EUT supports multiple transmit chains using options given below:	
		☒ Option 1: Measure and sum the spectra across the outputs. Refer as FCC KDB 662911, In-band power spectral density (PSD). Sample all transmit ports simultaneously using a spectrum analyzer for each transmit port. Where the trace bin-by-bin of each transmit port summing can be performed. (i.e., in the first spectral bin of output 1 is summed with that in the first spectral bin of output 2 and that from the first spectral bin of output 3, and so on up to the NTX output to obtain the value for the first frequency bin of the summed spectrum.). Add up the amplitude (power) values for the different transmit chains and use this as the new data trace.
		☐ Option 2: Measure and sum spectral maxima across the outputs. With this technique, spectra are measured at each output of the device at the required resolution bandwidth. The maximum value (peak) of each spectrum is determined. These maximum values are then summed mathematically in linear power units across the outputs. These operations shall be performed separately over frequency spans that have different out-of-band or spurious emission limits,
		☐ Option 3: Measure and add 10 log(N) dB, where N is the number of transmit chains. Refer as FCC KDB 662911, In-band power spectral density (PSD). Performed at each transmit chains and each transmit chains shall be compared with the limit have been reduced with 10 log(N). Or each transmit chains shall be add 10 log(N) to compared with the limit.
	▪	If multiple transmit chains, EIRP PPSD calculation could be following as methods: $PPSD_{total} = PPSD_1 + PPSD_2 + \ldots + PPSD_n$ (calculated in linear unit [mW] and transfer to log unit [dBm]) $EIRP_{total} = PPSD_{total} + DG$

3.4.4 Test Setup

Power Spectral Density

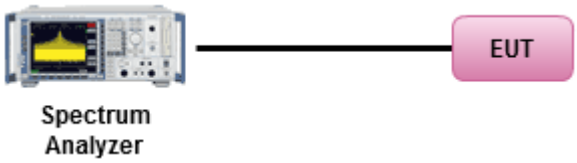

3.4.5 Test Result of Peak Power Spectral Density

Refer as Appendix D

3.5 Unwanted Emissions

3.5.1 Transmitter Unwanted Emissions Limit

Unwanted emissions below 1 GHz and restricted band emissions above 1GHz limit			
Frequency Range (MHz)	**Field Strength (uV/m)**	**Field Strength (dBuV/m)**	**Measure Distance (m)**
0.009~0.490	2400/F(kHz)	48.5 - 13.8	300
0.490~1.705	24000/F(kHz)	33.8 - 23	30
1.705~30.0	30	29	30
30~88	100	40	3
88~216	150	43.5	3
216~960	200	46	3
Above 960	500	54	3

Note 1: Test distance for frequencies at or above 30 MHz, measurements may be performed at a distance other than the limit distance provided they are not performed in the near field and the emissions to be measured can be detected by the measurement equipment. When performing measurements at a distance other than that specified, the results shall be extrapolated to the specified distance using an extrapolation factor of 20 dB/decade (inverse of linear distance for field-strength measurements, inverse of linear distance-squared for power-density measurements).

Note 2: Test distance for frequencies at below 30 MHz, measurements may be performed at a distance closer than the EUT limit distance; however, an attempt should be made to avoid making measurements in the near field. When performing measurements below 30 MHz at a closer distance than the limit distance, the results shall be extrapolated to the specified distance by either making measurements at a minimum of two or more distances on at least one radial to determine the proper extrapolation factor or by using the square of an inverse linear distance extrapolation factor (40 dB/decade). The test report shall specify the extrapolation method used to determine compliance of the EUT.

Note 3: Using the distance of 1m during the test for above 18 GHz, and the test value to correct for the distance factor at 3m.

Un-restricted band emissions above 1GHz Limit	
Operating Band	**Limit**
☐ 5.15 - 5.25 GHz	e.i.r.p. -27 dBm [68.2 dBuV/m@3m]
☐ 5.25 - 5.35 GHz	e.i.r.p. -27 dBm [68.2 dBuV/m@3m]
☐ 5.47 - 5.725 GHz	e.i.r.p. -27 dBm [68.2 dBuV/m@3m]
☒ 5.725 - 5.85 GHz	all emissions shall be limited to a level of -27 dBm/MHz at 75 MHz or more above or below the band edge increasing linearly to 10 dBm/MHz at 25 MHz above or below the band edge, and from 25 MHz above or below the band edge increasing linearly to a level of 15.6 dBm/MHz at 5 MHz above or below the band edge, and from 5 MHz above or below the band edge increasing linearly to a level of 27 dBm/MHz at the band edge.

Note 1: Measurements may be performed at a distance other than the limit distance provided they are not performed in the near field and the emissions to be measured can be detected by the measurement equipment. When performing measurements at a distance other than that specified, the results shall be extrapolated to the specified distance using an extrapolation factor of 20 dB/decade (inverse of

linear distance for field-strength measurements, inverse of linear distance-squared for power-density measurements).

3.5.2 Measuring Instruments

Refer a test equipment and calibration data table in this test report.

3.5.3 Test Procedures

Test Method		
▪ Measurements may be performed at a distance other than the limit distance provided they are not performed in the near field and the emissions to be measured can be detected by the measurement equipment. Measurements shall not be performed at a distance greater than 30 m for frequencies above 30 MHz, unless it can be further demonstrated that measurements at a distance of 30 m or less are impractical. When performing measurements at a distance other than that specified, the results shall be extrapolated to the specified distance using an extrapolation factor of 20 dB/decade (inverse of linear distance for field-strength measurements, inverse of linear distance-squared for power-density measurements).		
▪ The average emission levels shall be measured in [duty cycle ≥ 98 or duty factor].		
▪ For the transmitter unwanted emissions shall be measured using following options below:		
	▪ Refer as FCC KDB 789033, clause G)2) for unwanted emissions into non-restricted bands.	
	▪ Refer as FCC KDB 789033, clause G)1) for unwanted emissions into restricted bands.	
		☐ Refer as FCC KDB 789033, G)6) Method AD (Trace Averaging).
		☒ Refer as FCC KDB 789033, G)6) Method VB (Reduced VBW).
		☐ Refer as ANSI C63.10, clause 11.12.2.5.3 (Reduced VBW). VBW ≥ 1/T, where T is pulse time.
		☐ Refer as ANSI C63.10, clause 7.5 average value of pulsed emissions.
		☒ Refer as FCC KDB 789033, clause G)5) measurement procedure peak limit.
		☐ Refer as ANSI C63.10, clause 4.1.4.2.2 measurement procedure peak limit.
▪ For radiated measurement.		
	▪ Refer as ANSI C63.10, clause 6.4 for radiated emissions below 30 MHz and test distance is 3m.	
	▪ Refer as ANSI C63.10, clause 6.5 for radiated emissions 30 MHz to 1 GHz and test distance is 3m.	
	▪ Refer as ANSI C63.10, clause 6.6 for radiated emissions above 1GHz.	
▪ The any unwanted emissions level shall not exceed the fundamental emission level.		
▪ All amplitude of spurious emissions that are attenuated by more than 20 dB below the permissible value has no need to be reported.		

Test Method	
▪ For conducted and cabinet radiation measurement, refer as FCC KDB 789033, clause G)3).	
	▪ For conducted unwanted emissions into non-restricted bands (relative emission limits). Devices with multiple transmit chains: Refer as FCC KDB 662911, when testing out-of-band and spurious emissions against relative emission limits, tests may be performed on each output individually without summing or adding 10 log(N) if the measurements are made relative to the in-band emissions on the individual outputs.
	▪ For conducted unwanted emissions into restricted bands (absolute emission limits). Devices with multiple transmit chains using options given below: (1) Measure and sum the spectra across the outputs or (2) Measure and add 10 log(N) dB
	▪ For FCC KDB 662911 The methodology described here may overestimate array gain, thereby resulting in apparent failures to satisfy the out-of-band limits even if the device is actually compliant. In such cases, compliance may be demonstrated by performing radiated tests around the frequencies at which the apparent failures occurred.

3.5.4 Test Setup

Radiated - Unwanted Emissions
9kHz ~30MHz
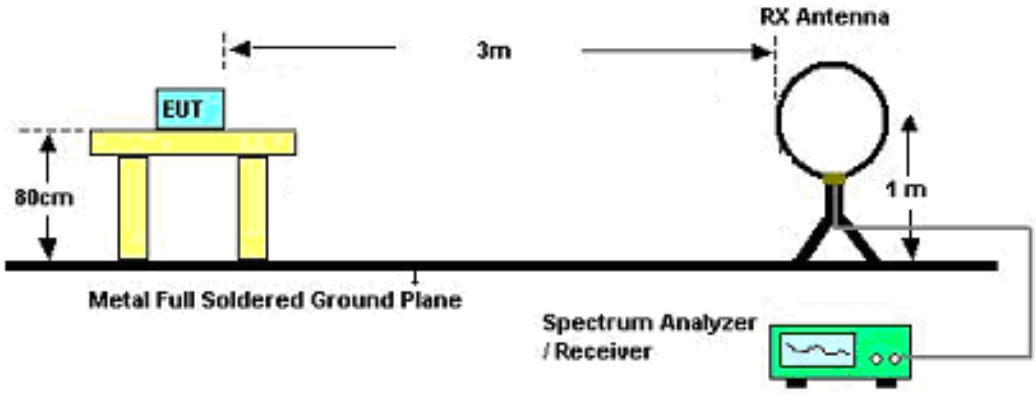
30MHz~1GHz
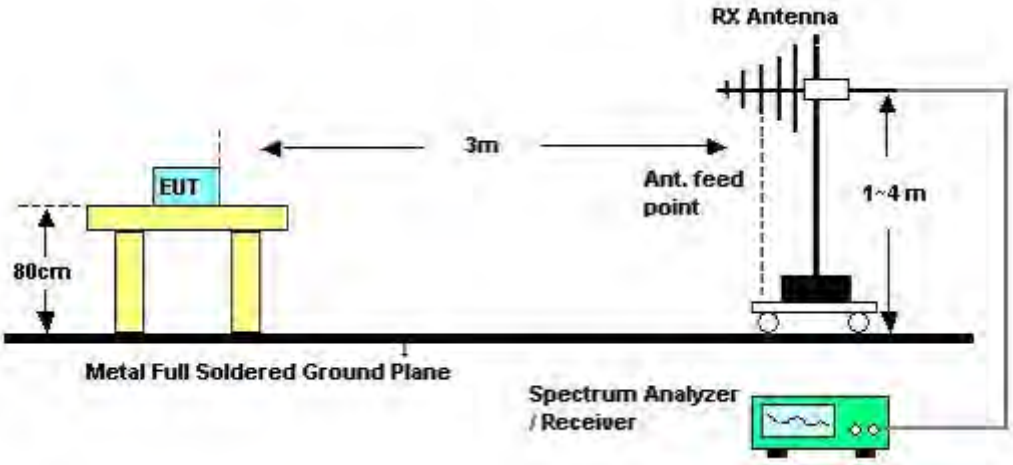

Above 1GHz

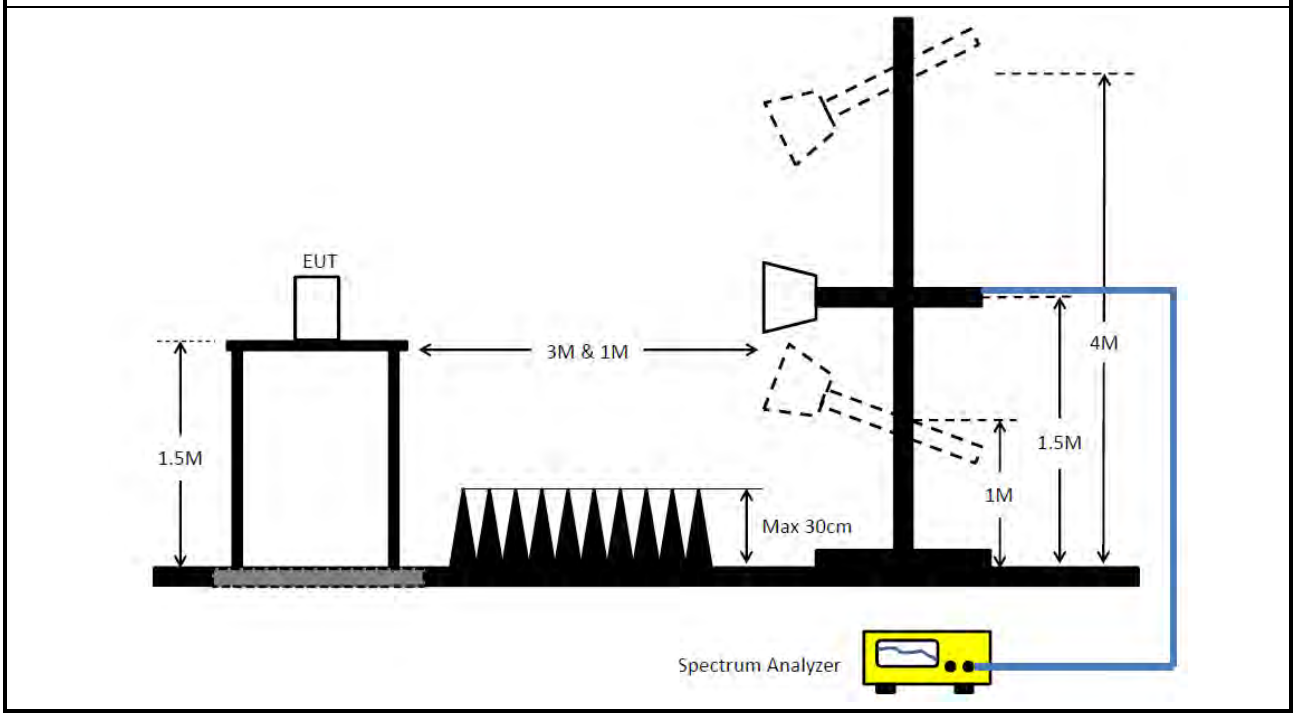

Conducted - Unwanted Emissions

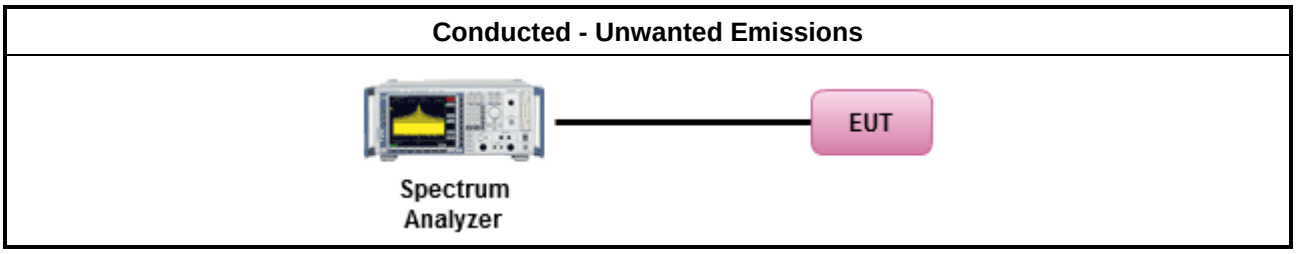

3.5.5 Measurement Results Calculation

The measured Level is calculated using:
Corrected Reading: Antenna Factor + Cable Loss + Read Level - Preamp Factor = Level.

3.5.6 Transmitter Unwanted Emissions (Below 30MHz)

There is a comparison data of both open-field test site and alternative test site - semi-Anechoic chamber according to KDB414788 Radiated Test Site, and the result came out very similar.
All amplitude of spurious emissions that are attenuated by more than 20 dB below the permissible value has no need to be reported.
The radiated emissions were investigated from 9 kHz or the lowest frequency generated within the device, up to the 10 harmonic or 40 GHz, whichever is appropriate.

3.5.7 Test Result of Transmitter Unwanted Emissions

Refer as Appendix E

4 Test Equipment and Calibration Data

Instrument	Manufacturer	Model No.	Serial No.	Characteristics	Calibration Date	Calibration Due Date	Remark
LISN	Schwarzbeck	NSLK 8127	8127650	9kHz ~ 30MHz	Nov. 21, 2019	Nov. 20, 2020	Conduction (CO02-CB)
LISN	Schwarzbeck	NSLK 8127	8127478	9kHz ~ 30MHz	Oct. 30, 2019	Oct. 29, 2020	Conduction (CO02-CB)
EMI Receiver	Agilent	N9038A	MY52260140	9kHz ~ 8.4GHz	Mar. 10, 2020	Mar. 09, 2021	Conduction (CO02-CB)
COND Cable	Woken	Cable	2	0.15MHz ~ 30MHz	Oct. 21, 2019	Oct. 20, 2020	Conduction (CO02-CB)
Software	Audix	E3	6.120210n	-	N.C.R.	N.C.R.	Conduction (CO02-CB)
Loop Antenna	Teseq	HLA 6120	24155	9kHz - 30 MHz	Apr. 13, 2020	Apr. 12, 2021	Radiation (03CH06-CB)
Bilog Antenna with 6 dB attenuator	TESEQ & EMCI	CBL6112D & N-6-06	37878 & AT-N0606	20MHz ~ 2GHz	Aug. 03, 2019	Aug. 02, 2020	Radiation (03CH06-CB)
Horn Antenna	SCHWARZBECK	BBHA9120D	9120D-1292	1GHz~18GHz	Jul. 17, 2019	Jul. 16, 2020	Radiation (03CH06-CB)
Horn Antenna	SCHWARZBECK	BBHA 9170	BBHA9170507	15GHz ~ 40GHz	Jun. 12, 2019	Jun. 11, 2020	Radiation (03CH06-CB)
Pre-Amplifier	Agilent	310N	187290	0.1MHz ~ 1GHz	Apr. 28, 2020	Apr. 27, 2021	Radiation (03CH06-CB)
Pre-Amplifier	Agilent	83017A	MY53270064	0.5GHz ~ 26.5GHz	May 08, 2019	May 07, 2020	Radiation (03CH06-CB)
Pre-Amplifier	Agilent	83017A	MY53270064	0.5GHz ~ 26.5GHz	May 07, 2020	May 06, 2021	Radiation (03CH06-CB)
Pre-Amplifier	MITEQ	TTA1840-35-HG	1864479	18GHz ~ 40GHz	Jul. 03, 2019	Jul. 02, 2020	Radiation (03CH06-CB)
Spectrum analyzer	R&S	FSP40	100080	9kHz~40GHz	Oct. 21, 2019	Oct. 20, 2020	Radiation (03CH06-CB)
EMI Test Receiver	R&S	ESCS	826547/017	9kHz ~ 2.75GHz	May 15, 2019	May 14, 2020	Radiation (03CH06-CB)
EMI Test Receiver	R&S	ESCS	826547/017	9kHz ~ 2.75GHz	May 13, 2020	May 12, 2021	Radiation (03CH06-CB)
RF Cable-low	HUBER+SUHNER	RG402	Low Cable-05+24	30MHz~1GHz	Oct. 07, 2019	Oct. 06, 2020	Radiation (03CH06-CB)
RF Cable-high	HUBER+SUHNER	RG402	High Cable-05	1GHz~18GHz	Oct. 07, 2019	Oct. 06, 2020	Radiation (03CH06-CB)

Instrument	Manufacturer	Model No.	Serial No.	Characteristics	Calibration Date	Calibration Due Date	Remark
RF Cable-high	HUBER+SUHNER	RG402	High Cable-05+24	1GHz~18GHz	Oct. 07, 2019	Oct. 06, 2020	Radiation (03CH06-CB)
RF Cable-high	Woken	RG402	High Cable-40G#1	18GHz ~ 40 GHz	Jul. 24, 2019	Jul. 23, 2020	Radiation (03CH06-CB)
RF Cable-high	Woken	RG402	High Cable-40G#2	18GHz ~ 40 GHz	Jul. 24, 2019	Jul. 23, 2020	Radiation (03CH06-CB)
Spectrum analyzer	R&S	FSV40	101027	9kHz~40GHz	Jul. 02, 2019	Jul. 01, 2020	Conducted (TH01-CB)
RF Cable-high	Woken	RG402	High Cable-06	1 GHz – 26.5 GHz	Oct. 07, 2019	Oct. 06, 2020	Conducted (TH01-CB)
RF Cable-high	Woken	RG402	High Cable-07	1 GHz –26.5 GHz	Oct. 07, 2019	Oct. 06, 2020	Conducted (TH01-CB)
RF Cable-high	Woken	RG402	High Cable-08	1 GHz –26.5 GHz	Oct. 07, 2019	Oct. 06, 2020	Conducted (TH01-CB)
RF Cable-high	Woken	RG402	High Cable-09	1 GHz –26.5 GHz	Oct. 07, 2019	Oct. 06, 2020	Conducted (TH01-CB)
RF Cable-high	Woken	RG402	High Cable-10	1 GHz –26.5 GHz	Oct. 07, 2019	Oct. 06, 2020	Conducted (TH01-CB)
RF Cable-high	Woken	RG402	High Cable-28	1 GHz –26.5 GHz	Nov. 18, 2019	Nov. 17, 2020	Conducted (TH01-CB)
Power Sensor	Agilent	E9327A	US40442088	50MHz~18GHz	Feb. 07, 2020	Feb. 06, 2021	Conducted (TH01-CB)
Power Meter	Agilent	E4416A	GB41291199	50MHz~18GHz	Feb. 07, 2020	Feb. 06, 2021	Conducted (TH01-CB)

Note: Calibration Interval of instruments listed above is one year.

NCR means Non-Calibration required.

Summary

Mode	Result	Type	Freq (Hz)	Level (dBuV)	Limit (dBuV)	Margin (dB)	Factor (dB)	Condition
Mode 2	Pass	AV	25.337M	43.53	50.00	-6.47	10.88	Line

Mode 2

28/05/2020

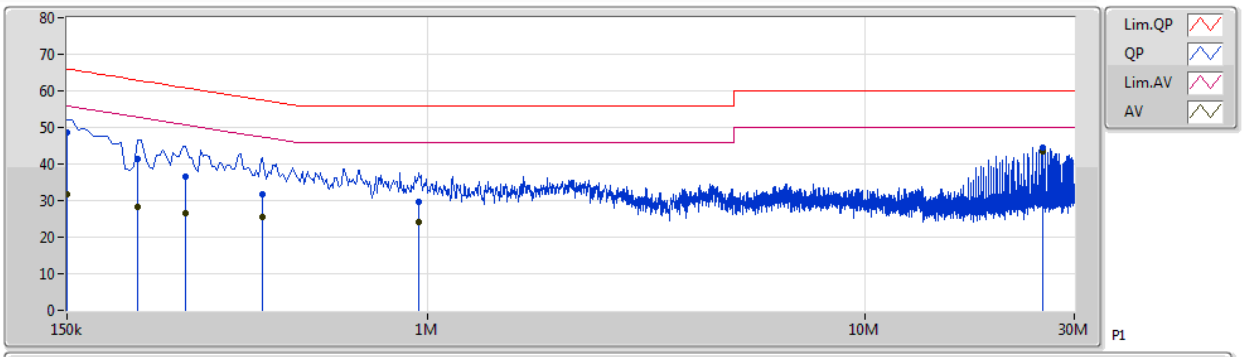

Type	Freq	Level	Limit	Margin	Factor	Condition	Comment	Raw	AF	CL	AT
	(Hz)	(dBuV)	(dBuV)	(dB)	(dB)			(dBuV)	(dB)	(dB)	(dB)
QP	150k	48.48	66.00	-17.52	10.20	Line	-	38.28	0.05	0.05	10.10
AV	150k	31.87	56.00	-24.13	10.20	Line	-	21.67	0.05	0.05	10.10
QP	217.5k	41.40	62.92	-21.52	10.22	Line	-	31.18	0.05	0.07	10.10
AV	217.5k	28.36	52.92	-24.56	10.22	Line	-	18.14	0.05	0.07	10.10
QP	280.5k	36.39	60.80	-24.41	10.22	Line	-	26.17	0.05	0.07	10.10
AV	280.5k	26.62	50.80	-24.18	10.22	Line	-	16.40	0.05	0.07	10.10
QP	420k	31.76	57.45	-25.69	10.23	Line	-	21.53	0.05	0.08	10.10
AV	420k	25.68	47.45	-21.77	10.23	Line	-	15.45	0.05	0.08	10.10
QP	955.5k	29.54	56.00	-26.46	10.28	Line	-	19.26	0.06	0.12	10.10
AV	955.5k	24.20	46.00	-21.80	10.28	Line	-	13.92	0.06	0.12	10.10
QP	25.337M	44.40	60.00	-15.60	10.88	Line	-	33.52	0.53	0.23	10.12
AV	25.337M	43.53	50.00	-6.47	10.88	Line	"Worst"	32.65	0.53	0.23	10.12

Mode 2

28/05/2020

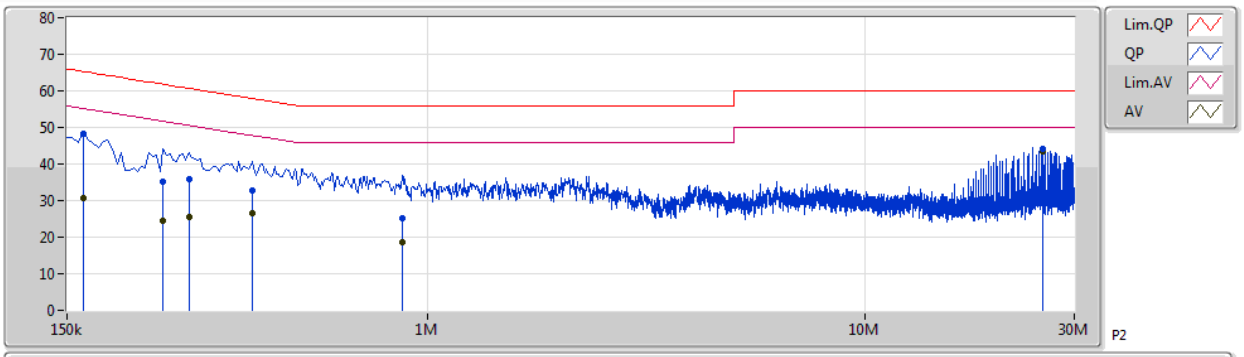

Type	Freq	Level	Limit	Margin	Factor	Condition	Comment	Raw	AF	CL	AT
	(Hz)	(dBuV)	(dBuV)	(dB)	(dB)			(dBuV)	(dB)	(dB)	(dB)
QP	163.5k	48.19	65.27	-17.08	10.21	Neutral	-	37.98	0.05	0.06	10.10
AV	163.5k	30.63	55.27	-24.64	10.21	Neutral	-	20.42	0.05	0.06	10.10
QP	249k	35.34	61.79	-26.45	10.22	Neutral	-	25.12	0.05	0.07	10.10
AV	249k	24.44	51.79	-27.35	10.22	Neutral	-	14.22	0.05	0.07	10.10
QP	285k	35.80	60.67	-24.87	10.23	Neutral	-	25.57	0.05	0.08	10.10
AV	285k	25.62	50.67	-25.05	10.23	Neutral	-	15.39	0.05	0.08	10.10
QP	397.5k	32.68	57.91	-25.23	10.23	Neutral	-	22.45	0.05	0.08	10.10
AV	397.5k	26.68	47.91	-21.23	10.23	Neutral	-	16.45	0.05	0.08	10.10
QP	874.5k	25.28	56.00	-30.72	10.27	Neutral	-	15.01	0.06	0.11	10.10
AV	874.5k	18.49	46.00	-27.51	10.27	Neutral	-	8.22	0.06	0.11	10.10
QP	25.337M	44.22	60.00	-15.78	10.67	Neutral	-	33.55	0.32	0.23	10.12
AV	25.337M	43.44	50.00	-6.56	10.67	Neutral	"Worst"	32.77	0.32	0.23	10.12

<2T1S>

Summary

Mode	Max-N dB (Hz)	Max-OBW (Hz)	ITU-Code	Min-N dB (Hz)	Min-OBW (Hz)
5.725-5.85GHz	-	-	-	-	-
11a20_Nss1,(6Mbps)_2TX	16.35M	16.642M	16M6D1D	16.32M	16.582M
11a40_Nss1,(6Mbps)_2TX	36.36M	36.342M	36M3D1D	36.3M	36.282M
11a80_Nss1,(6Mbps)_2TX	76.32M	76.162M	76M2D1D	76.32M	76.042M
802.11ax HEW20_Nss1,(MCS0)_2TX	18.99M	19.04M	19M0D1D	18.9M	18.951M
802.11ax HEW40_Nss1,(MCS0)_2TX	37.56M	37.601M	37M6D1D	37.26M	37.481M
802.11ax HEW80_Nss1,(MCS0)_2TX	77.28M	77.001M	77M0D1D	76.32M	76.882M

Max-N dB = Maximum 6dB down bandwidth for 5.725-5.85GHz band / Maximum 26dB down bandwidth for other band;
Max-OBW = Maximum99% occupied bandwidth;
Min-N dB = Minimum 6dB down bandwidth for 5.725-5.85GHz band / Maximum 26dB down bandwidth for other band;
Min-OBW = Minimum 99% occupied bandwidth;

Result

Mode	Result	Limit (Hz)	Port 1-N dB (Hz)	Port 1-OBW (Hz)	Port 2-N dB (Hz)	Port 2-OBW (Hz)
11a20_Nss1,(6Mbps)_2TX	-	-	-	-	-	-
5745MHz	Pass	500k	16.35M	16.582M	16.32M	16.612M
5785MHz	Pass	500k	16.35M	16.582M	16.35M	16.642M
5825MHz	Pass	500k	16.35M	16.612M	16.35M	16.612M
11a40_Nss1,(6Mbps)_2TX	-	-	-	-	-	-
5755MHz	Pass	500k	36.3M	36.342M	36.3M	36.282M
5795MHz	Pass	500k	36.3M	36.282M	36.36M	36.342M
11a80_Nss1,(6Mbps)_2TX	-	-	-	-	-	-
5775MHz	Pass	500k	76.32M	76.042M	76.32M	76.162M
802.11ax HEW20_Nss1,(MCS0)_2TX	-	-	-	-	-	-
5745MHz	Pass	500k	18.9M	18.981M	18.96M	19.01M
5785MHz	Pass	500k	18.93M	18.981M	18.96M	19.04M
5825MHz	Pass	500k	18.99M	19.01M	18.96M	18.951M
802.11ax HEW40_Nss1,(MCS0)_2TX	-	-	-	-	-	-
5755MHz	Pass	500k	37.44M	37.601M	37.56M	37.601M
5795MHz	Pass	500k	37.26M	37.481M	37.56M	37.601M
802.11ax HEW80_Nss1,(MCS0)_2TX	-	-	-	-	-	-
5775MHz	Pass	500k	76.32M	77.001M	77.28M	76.882M

Port X-N dB = Port **X** 6dB down bandwidth for 5.725-5.85GHz band / 26dB down bandwidth for other band
Port X-OBW = Port **X** 99% occupied bandwidth;

11a20_Nss1,(6Mbps)_2TX EBW

5745MHz

28/04/2020

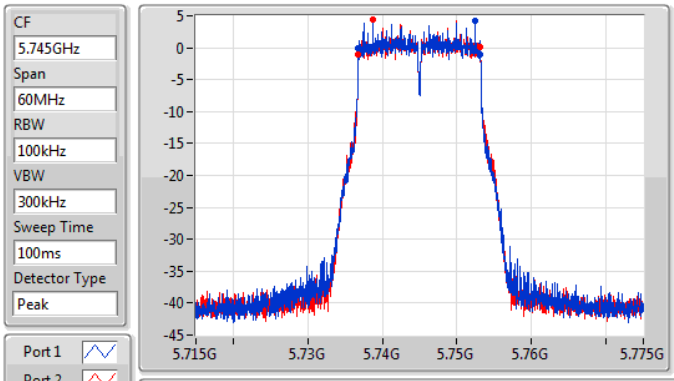

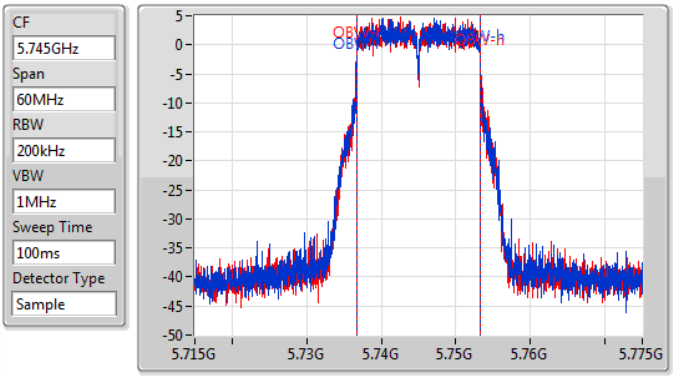

6dB(Hz)	Fl-6dB(Hz)	Fh-6dB(Hz)	OBW(Hz)	Fl-OBW(Hz)	Fh-OBW(Hz)	Limit(Hz)	Port
16.35M	5.73681G	5.75316G	16.582M	5.736664G	5.753246G	500k	1
16.32M	5.73681G	5.75313G	16.612M	5.736664G	5.753276G	500k	2

11a20_Nss1,(6Mbps)_2TX EBW

5785MHz

28/04/2020

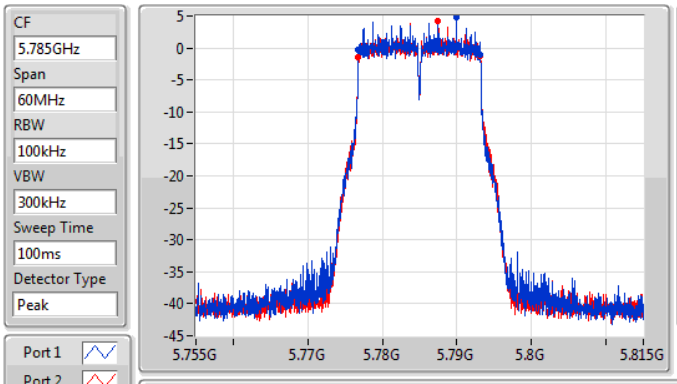

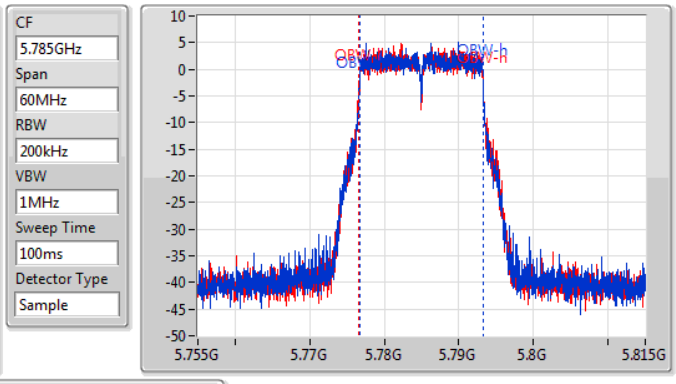

6dB(Hz)	Fl-6dB(Hz)	Fh-6dB(Hz)	OBW(Hz)	Fl-OBW(Hz)	Fh-OBW(Hz)	Limit(Hz)	Port
16.35M	5.77681G	5.79316G	16.582M	5.776664G	5.793246G	500k	1
16.35M	5.77681G	5.79316G	16.642M	5.776634G	5.793276G	500k	2

11a20_Nss1,(6Mbps)_2TX EBW

5825MHz

28/04/2020

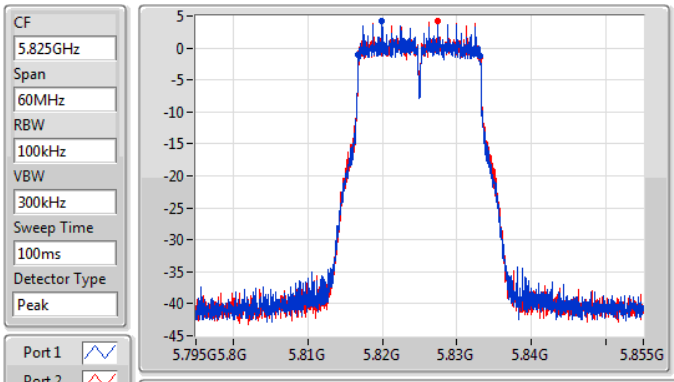

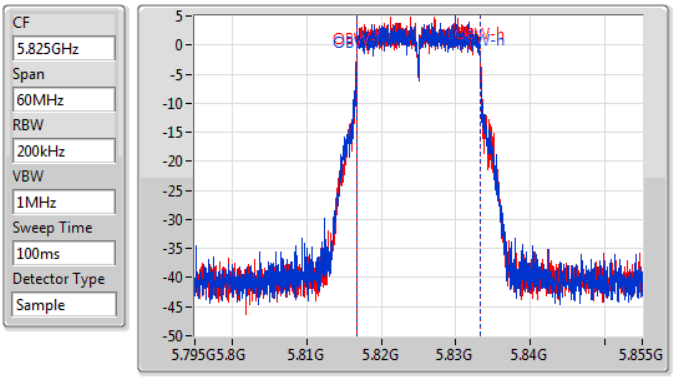

6dB(Hz)	Fl-6dB(Hz)	Fh-6dB(Hz)	OBW(Hz)	Fl-OBW(Hz)	Fh-OBW(Hz)	Limit(Hz)	Port
16.35M	5.81681G	5.83316G	16.612M	5.816664G	5.833276G	500k	1
16.35M	5.81681G	5.83316G	16.612M	5.816664G	5.833276G	500k	2

11a40_Nss1,(6Mbps)_2TX EBW

5755MHz

28/04/2020

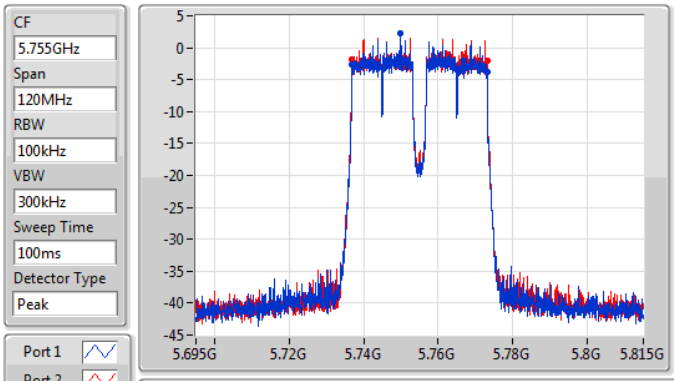

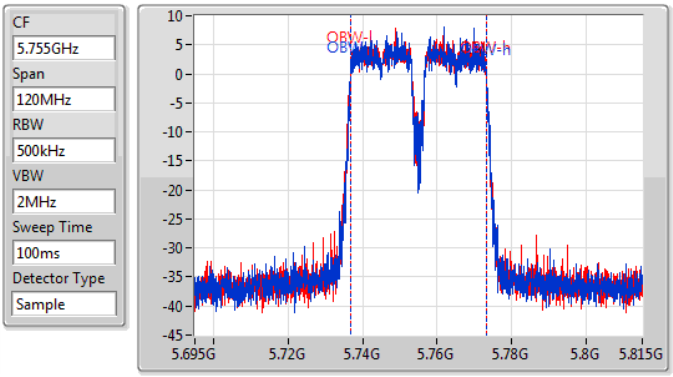

6dB(Hz)	Fl-6dB(Hz)	Fh-6dB(Hz)	OBW(Hz)	Fl-OBW(Hz)	Fh-OBW(Hz)	Limit(Hz)	Port
36.3M	5.73682G	5.77312G	36.342M	5.736769G	5.773111G	500k	1
36.3M	5.73682G	5.77312G	36.282M	5.736829G	5.773111G	500k	2

11a40_Nss1,(6Mbps)_2TX EBW

5795MHz

28/04/2020

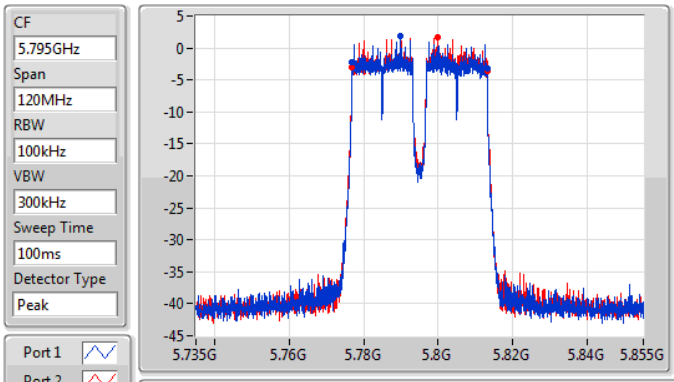

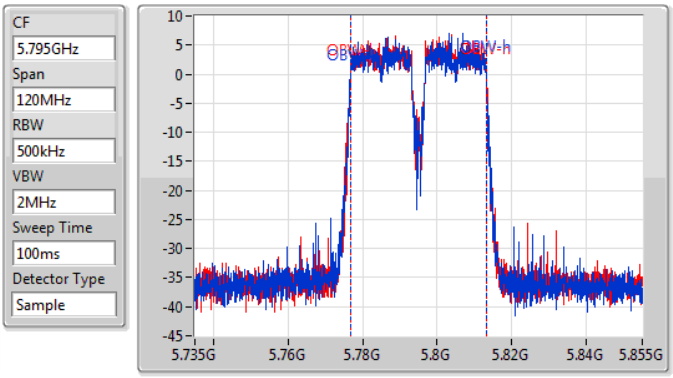

6dB(Hz)	Fl-6dB(Hz)	Fh-6dB(Hz)	OBW(Hz)	Fl-OBW(Hz)	Fh-OBW(Hz)	Limit(Hz)	Port
36.3M	5.77682G	5.81312G	36.282M	5.776769G	5.813051G	500k	1
36.36M	5.77682G	5.81318G	36.342M	5.776769G	5.813111G	500k	2

11a80_Nss1,(6Mbps)_2TX EBW

5775MHz

28/04/2020

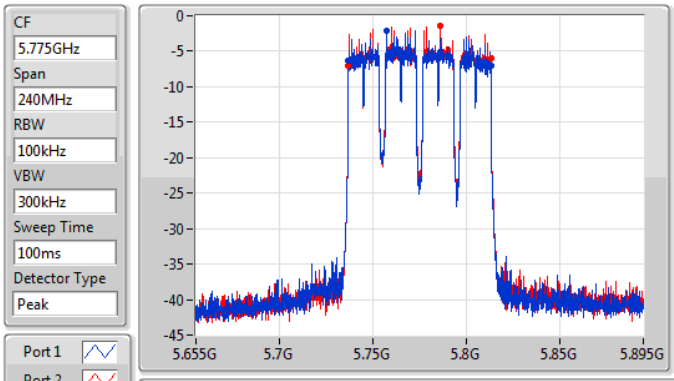

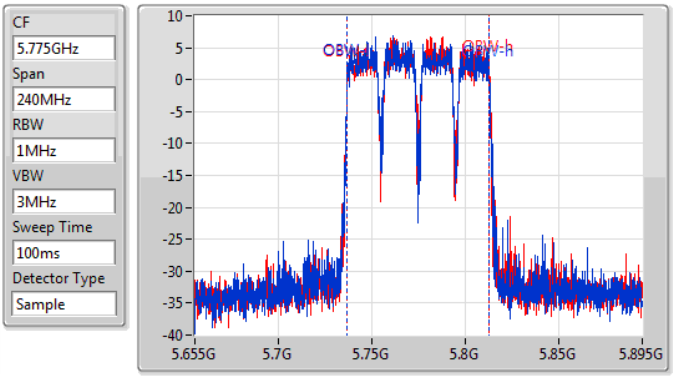

6dB(Hz)	Fl-6dB(Hz)	Fh-6dB(Hz)	OBW(Hz)	Fl-OBW(Hz)	Fh-OBW(Hz)	Limit(Hz)	Port
76.32M	5.73684G	5.81316G	76.042M	5.736859G	5.812901G	500k	1
76.32M	5.73684G	5.81316G	76.162M	5.736859G	5.813021G	500k	2

802.11ax HEW20_Nss1,(MCS0)_2TX EBW

5745MHz

29/04/2020

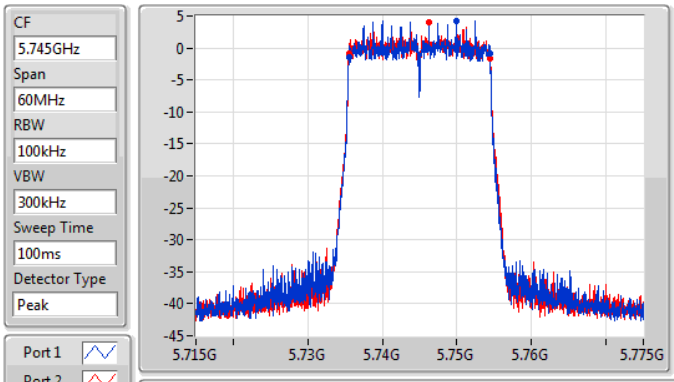

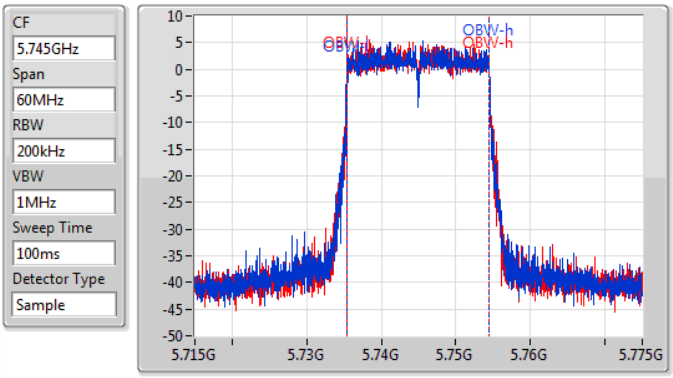

6dB(Hz)	Fl-6dB(Hz)	Fh-6dB(Hz)	OBW(Hz)	Fl-OBW(Hz)	Fh-OBW(Hz)	Limit(Hz)	Port
18.9M	5.73552G	5.75442G	18.981M	5.735465G	5.754445G	500k	1
18.96M	5.73549G	5.75445G	19.01M	5.735465G	5.754475G	500k	2

802.11ax HEW20_Nss1,(MCS0)_2TX EBW

5785MHz

29/04/2020

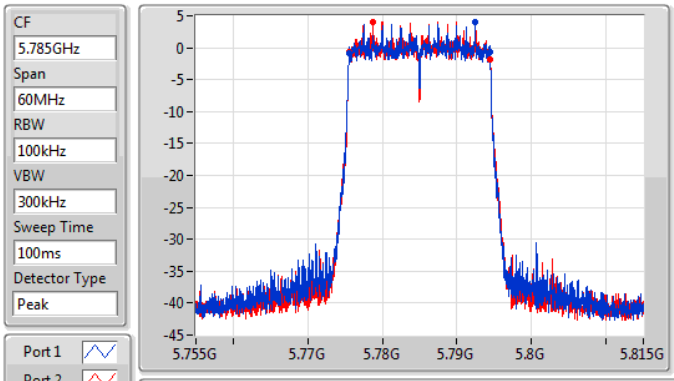

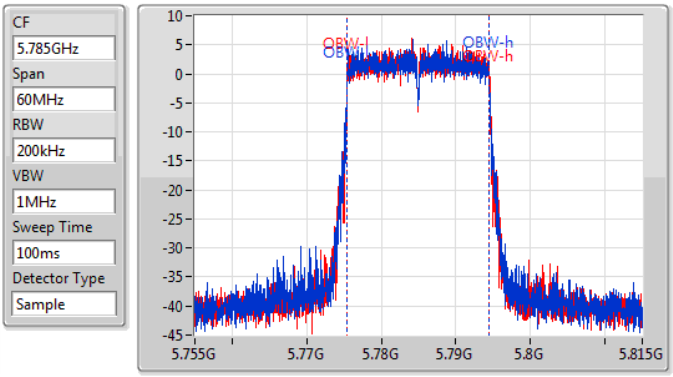

6dB(Hz)	Fl-6dB(Hz)	Fh-6dB(Hz)	OBW(Hz)	Fl-OBW(Hz)	Fh-OBW(Hz)	Limit(Hz)	Port
18.93M	5.77552G	5.79445G	18.981M	5.775465G	5.794445G	500k	1
18.96M	5.77552G	5.79448G	19.04M	5.775465G	5.794505G	500k	2

802.11ax HEW20_Nss1,(MCS0)_2TX EBW

5825MHz

29/04/2020

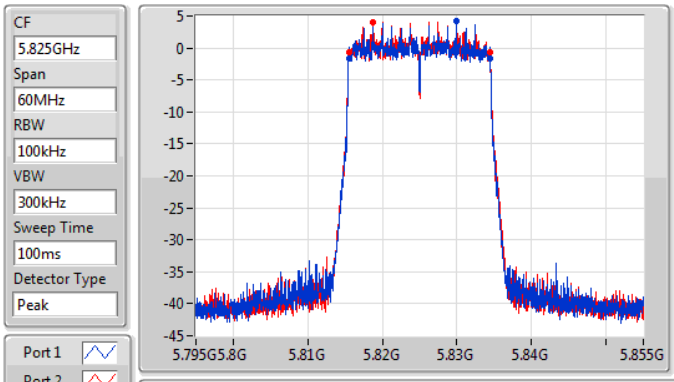

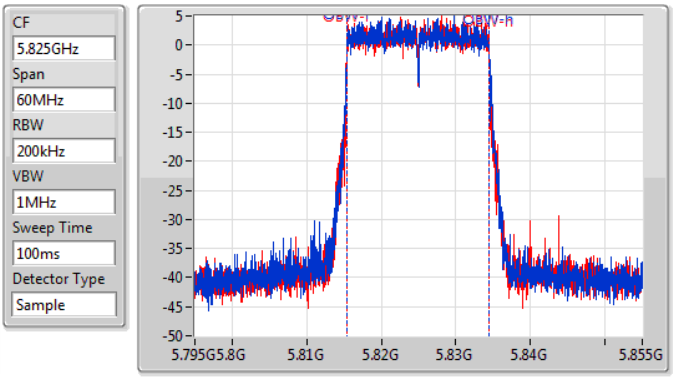

6dB(Hz)	Fl-6dB(Hz)	Fh-6dB(Hz)	OBW(Hz)	Fl-OBW(Hz)	Fh-OBW(Hz)	Limit(Hz)	Port
18.99M	5.81549G	5.83448G	19.01M	5.815465G	5.834475G	500k	1
18.96M	5.81549G	5.83445G	18.951M	5.815465G	5.834415G	500k	2

802.11ax HEW40_Nss1,(MCS0)_2TX EBW

5755MHz

29/04/2020

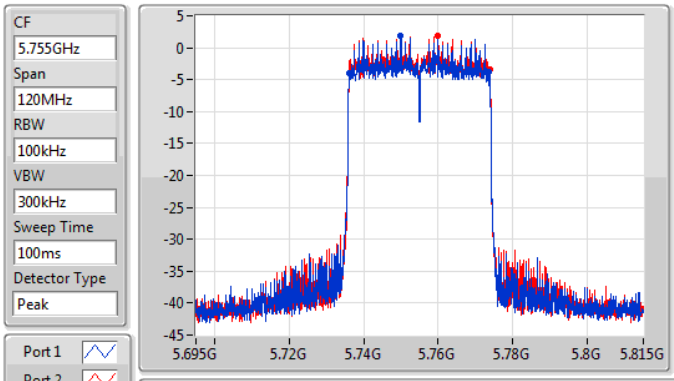

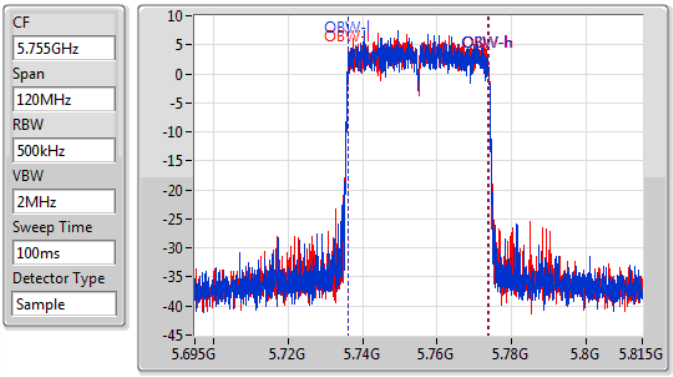

6dB(Hz)	Fl-6dB(Hz)	Fh-6dB(Hz)	OBW(Hz)	Fl-OBW(Hz)	Fh-OBW(Hz)	Limit(Hz)	Port
37.44M	5.73622G	5.77366G	37.601M	5.736109G	5.773711G	500k	1
37.56M	5.73616G	5.77372G	37.601M	5.736169G	5.773771G	500k	2

802.11ax HEW40_Nss1,(MCS0)_2TX EBW

5795MHz

29/04/2020

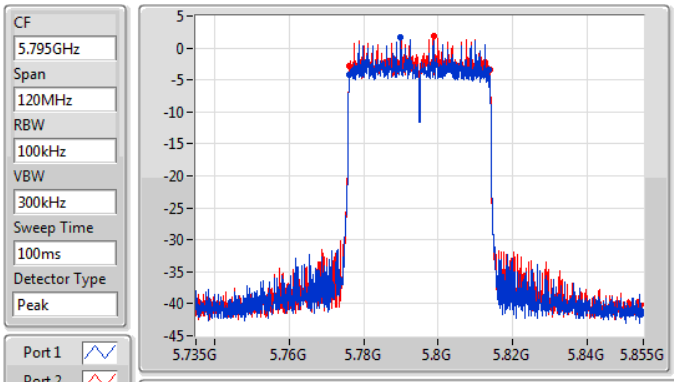

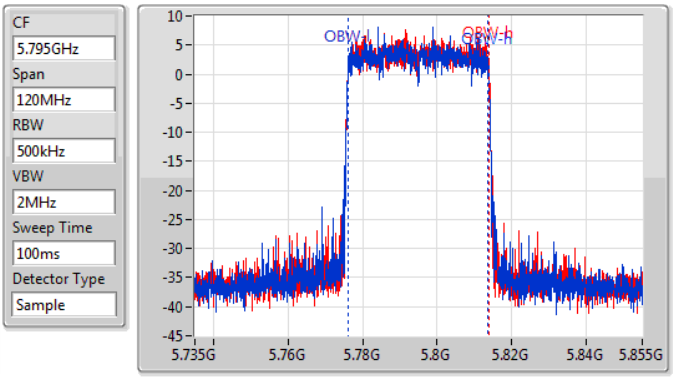

6dB(Hz)	Fl-6dB(Hz)	Fh-6dB(Hz)	OBW(Hz)	Fl-OBW(Hz)	Fh-OBW(Hz)	Limit(Hz)	Port
37.26M	5.77628G	5.81354G	37.481M	5.776229G	5.813711G	500k	1
37.56M	5.77616G	5.81372G	37.601M	5.776169G	5.813771G	500k	2

802.11ax HEW80_Nss1,(MCS0)_2TX EBW

5775MHz

29/04/2020

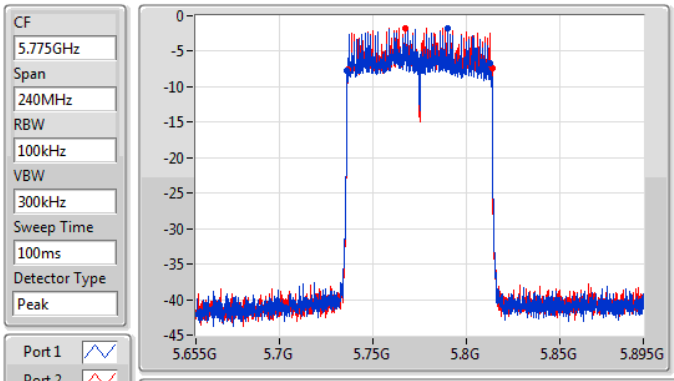

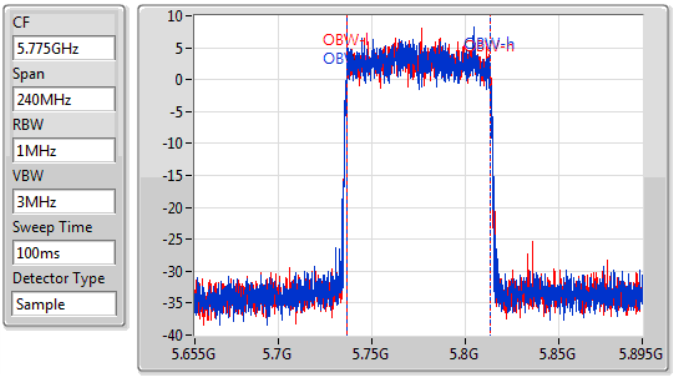

6dB(Hz)	Fl-6dB(Hz)	Fh-6dB(Hz)	OBW(Hz)	Fl-OBW(Hz)	Fh-OBW(Hz)	Limit(Hz)	Port
76.32M	5.73612G	5.81244G	77.001M	5.736379G	5.813381G	500k	1
77.28M	5.73672G	5.814G	76.882M	5.736499G	5.813381G	500k	2

<2T1S>

For Non-beamforming mode

Summary

Mode	Total Power (dBm)	Total Power (W)	EIRP (dBm)	EIRP (W)
5.725-5.85GHz	-	-	-	-
11a20_Nss1,(6Mbps)_2TX	20.09	0.10209	24.98	0.31477
11a40_Nss1,(6Mbps)_2TX	20.16	0.10375	25.05	0.31989
11a80_Nss1,(6Mbps)_2TX	19.76	0.09462	24.65	0.29174
802.11ac VHT20_Nss1,(MCS0)_2TX	19.88	0.09727	24.76	0.29923
802.11ac VHT40_Nss1,(MCS0)_2TX	20.00	0.10000	24.89	0.30832
802.11ac VHT80_Nss1,(MCS0)_2TX	19.64	0.09204	24.53	0.28379
802.11ax HEW20_Nss1,(MCS0)_2TX	20.20	0.10471	25.09	0.32285
802.11ax HEW40_Nss1,(MCS0)_2TX	20.29	0.10691	25.17	0.32885
802.11ax HEW80_Nss1,(MCS0)_2TX	20.05	0.10116	24.94	0.31189

Result

Mode	Result	DG (dBi)	Port 1 (dBm)	Port 2 (dBm)	Total Power (dBm)	Power Limit (dBm)	EIRP (dBm)
11a20_Nss1,(6Mbps)_2TX	-	-	-	-	-	-	-
5745MHz	Pass	4.89	17.11	17.04	20.09	30.00	24.98
5785MHz	Pass	4.72	17.09	16.95	20.03	30.00	24.75
5825MHz	Pass	4.72	16.85	16.90	19.89	30.00	24.61
11a40_Nss1,(6Mbps)_2TX	-	-	-	-	-	-	-
5755MHz	Pass	4.89	17.09	17.21	20.16	30.00	25.05
5795MHz	Pass	4.72	16.87	17.16	20.03	30.00	24.75
11a80_Nss1,(6Mbps)_2TX	-	-	-	-	-	-	-
5775MHz	Pass	4.89	16.63	16.87	19.76	30.00	24.65
802.11ac VHT20_Nss1,(MCS0)_2TX	-	-	-	-	-	-	-
5745MHz	Pass	4.89	17.05	16.66	19.87	30.00	24.76
5785MHz	Pass	4.72	16.87	16.65	19.77	30.00	24.49
5825MHz	Pass	4.72	16.91	16.82	19.88	30.00	24.60
802.11ac VHT40_Nss1,(MCS0)_2TX	-	-	-	-	-	-	-
5755MHz	Pass	4.89	16.93	17.04	20.00	30.00	24.89
5795MHz	Pass	4.72	16.84	17.00	19.93	30.00	24.65
802.11ac VHT80_Nss1,(MCS0)_2TX	-	-	-	-	-	-	-
5775MHz	Pass	4.89	16.55	16.70	19.64	30.00	24.53
802.11ax HEW20_Nss1,(MCS0)_2TX	-	-	-	-	-	-	-
5745MHz	Pass	4.89	17.23	17.15	20.20	30.00	25.09
5785MHz	Pass	4.72	17.14	17.17	20.17	30.00	24.89
5825MHz	Pass	4.72	17.05	17.17	20.12	30.00	24.84
802.11ax HEW40_Nss1,(MCS0)_2TX	-	-	-	-	-	-	-
5755MHz	Pass	4.89	17.08	17.46	20.28	30.00	25.17
5795MHz	Pass	4.72	17.05	17.49	20.29	30.00	25.01
802.11ax HEW80_Nss1,(MCS0)_2TX	-	-	-	-	-	-	-
5775MHz	Pass	4.89	16.92	17.16	20.05	30.00	24.94

DG = Directional Gain; **Port X** = Port X output power

<2T1S>

For beamforming mode

Summary

Mode	Total Power (dBm)	Total Power (W)	EIRP (dBm)	EIRP (W)
5.725-5.85GHz	-	-	-	-
11a20,BF_Nss1,(6Mbps)_2TX	20.09	0.10209	27.88	0.61376
11a40,BF_Nss1,(6Mbps)_2TX	20.16	0.10375	27.95	0.62373
11a80,BF_Nss1,(6Mbps)_2TX	19.76	0.09462	27.55	0.56885
802.11ac VHT20-BF_Nss1,(MCS0)_2TX	19.88	0.09727	27.66	0.58345
802.11ac VHT40-BF_Nss1,(MCS0)_2TX	20.00	0.10000	27.79	0.60117
802.11ac VHT80-BF_Nss1,(MCS0)_2TX	19.64	0.09204	27.43	0.55335
802.11ax HEW20-BF_Nss1,(MCS0)_2TX	20.20	0.10471	27.99	0.62951
802.11ax HEW40-BF_Nss1,(MCS0)_2TX	20.29	0.10691	28.07	0.64121
802.11ax HEW80-BF_Nss1,(MCS0)_2TX	20.05	0.10116	27.84	0.60814

Result

Mode	Result	DG (dBi)	Port 1 (dBm)	Port 2 (dBm)	Total Power (dBm)	Power Limit (dBm)	EIRP (dBm)
11a20,BF_Nss1,(6Mbps)_2TX	-	-	-	-	-	-	-
5745MHz	Pass	7.79	17.11	17.04	20.09	28.21	27.88
5785MHz	Pass	7.63	17.09	16.95	20.03	28.37	27.66
5825MHz	Pass	7.63	16.85	16.9	19.89	28.37	27.52
11a40,BF_Nss1,(6Mbps)_2TX	-	-	-	-	-	-	-
5755MHz	Pass	7.79	17.09	17.21	20.16	28.21	27.95
5795MHz	Pass	7.63	16.87	17.16	20.03	28.37	27.66
11a80,BF_Nss1,(6Mbps)_2TX	-	-	-	-	-	-	-
5775MHz	Pass	7.79	16.63	16.87	19.76	28.21	27.55
802.11ac VHT20-BF_Nss1,(MCS0)_2TX	-	-	-	-	-	-	-
5745MHz	Pass	7.79	17.05	16.66	19.87	28.21	27.66
5785MHz	Pass	7.63	16.87	16.65	19.77	28.37	27.40
5825MHz	Pass	7.63	16.91	16.82	19.88	28.37	27.51
802.11ac VHT40-BF_Nss1,(MCS0)_2TX	-	-	-	-	-	-	-
5755MHz	Pass	7.79	16.93	17.04	20.00	28.21	27.79
5795MHz	Pass	7.63	16.84	17	19.93	28.37	27.56
802.11ac VHT80-BF_Nss1,(MCS0)_2TX	-	-	-	-	-	-	-
5775MHz	Pass	7.79	16.55	16.7	19.64	28.21	27.43
802.11ax HEW20-BF_Nss1,(MCS0)_2TX	-	-	-	-	-	-	-
5745MHz	Pass	7.79	17.23	17.15	20.20	28.21	27.99
5785MHz	Pass	7.63	17.14	17.17	20.17	28.37	27.80
5825MHz	Pass	7.63	17.05	17.17	20.12	28.37	27.75
802.11ax HEW40-BF_Nss1,(MCS0)_2TX	-	-	-	-	-	-	-
5755MHz	Pass	7.79	17.08	17.46	20.28	28.21	28.07
5795MHz	Pass	7.63	17.05	17.49	20.29	28.37	27.92
802.11ax HEW80-BF_Nss1,(MCS0)_2TX	-	-	-	-	-	-	-
5775MHz	Pass	7.79	16.92	17.16	20.05	28.21	27.84

DG = Directional Gain; **Port X** = Port X output power

<2T1S>

For Non-beamforming mode

Summary

Mode	PD (dBm/RBW)
5.725-5.85GHz	-
11a20_Nss1,(6Mbps)_2TX	5.42
11a40_Nss1,(6Mbps)_2TX	2.84
11a80_Nss1,(6Mbps)_2TX	-0.28
802.11ac VHT20_Nss1,(MCS0)_2TX	5.04
802.11ac VHT40_Nss1,(MCS0)_2TX	2.51
802.11ac VHT80_Nss1,(MCS0)_2TX	-0.57
802.11ax HEW20_Nss1,(MCS0)_2TX	5.08
802.11ax HEW40_Nss1,(MCS0)_2TX	2.51
802.11ax HEW80_Nss1,(MCS0)_2TX	-0.53

RBW = 500 kHz for 5.725-5.85GHz band / 1MHz for other band;

Result

Mode	Result	DG (dBi)	Port 1 (dBm/RBW)	Port 2 (dBm/RBW)	PD (dBm/RBW)	PD Limit (dBm/RBW)
11a20_Nss1,(6Mbps)_2TX	-	-	-	-	-	-
5745MHz	Pass	7.79	2.54	2.35	5.42	28.21
5785MHz	Pass	7.63	2.42	2.39	5.39	28.37
5825MHz	Pass	7.63	2.42	2.26	5.32	28.37
11a40_Nss1,(6Mbps)_2TX	-	-	-	-	-	-
5755MHz	Pass	7.79	-0.28	0.02	2.84	28.21
5795MHz	Pass	7.63	-0.49	0.19	2.81	28.37
11a80_Nss1,(6Mbps)_2TX	-	-	-	-	-	-
5775MHz	Pass	7.79	-3.26	-3.27	-0.28	28.21
802.11ac VHT20_Nss1,(MCS0)_2TX	-	-	-	-	-	-
5745MHz	Pass	7.79	2.24	1.96	5.04	28.21
5785MHz	Pass	7.63	2.23	1.87	4.99	28.37
5825MHz	Pass	7.63	2.17	1.90	4.98	28.37
802.11ac VHT40_Nss1,(MCS0)_2TX	-	-	-	-	-	-
5755MHz	Pass	7.79	-0.52	-0.37	2.51	28.21
5795MHz	Pass	7.63	-0.38	-0.59	2.29	28.37
802.11ac VHT80_Nss1,(MCS0)_2TX	-	-	-	-	-	-
5775MHz	Pass	7.79	-3.62	-3.55	-0.57	28.21
802.11ax HEW20_Nss1,(MCS0)_2TX	-	-	-	-	-	-
5745MHz	Pass	7.79	2.13	2.06	5.08	28.21
5785MHz	Pass	7.63	2.02	1.91	4.94	28.37
5825MHz	Pass	7.63	2.15	2.03	5.02	28.37
802.11ax HEW40_Nss1,(MCS0)_2TX	-	-	-	-	-	-
5755MHz	Pass	7.79	-0.58	-0.25	2.51	28.21
5795MHz	Pass	7.63	-0.73	-0.28	2.45	28.37
802.11ax HEW80_Nss1,(MCS0)_2TX	-	-	-	-	-	-
5775MHz	Pass	7.79	-3.43	-3.52	-0.53	28.21

DG = Directional Gain; **RBW** = 500 kHz for 5.725-5.85GHz band / 1MHz for other band;
PD = trace bin-by-bin of each transmits port summing can be performed maximum power density; **Port X** = Port X power density;

11a20_Nss1,(6Mbps)_2TX PSD

5745MHz

29/04/2020

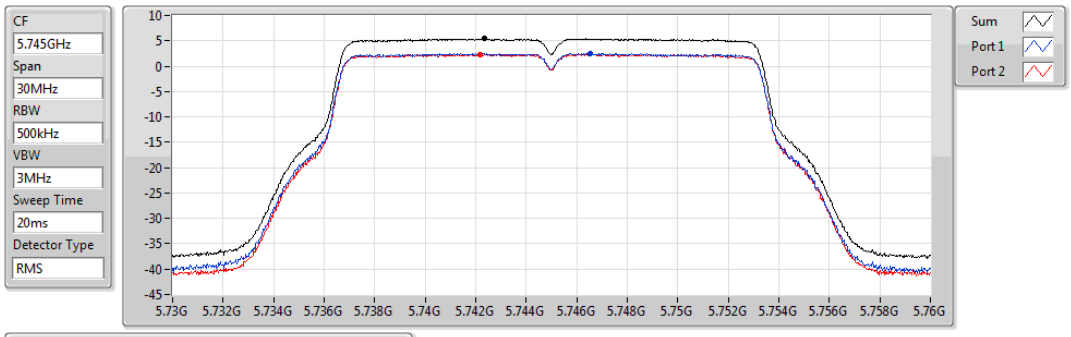

Sum	PD	Port 1	Port 2
(dBm/RBW)	(dBm/RBW)	(dBm/RBW)	(dBm/RBW)
5.42	5.42	2.54	2.35

11a20_Nss1,(6Mbps)_2TX PSD

5785MHz

29/04/2020

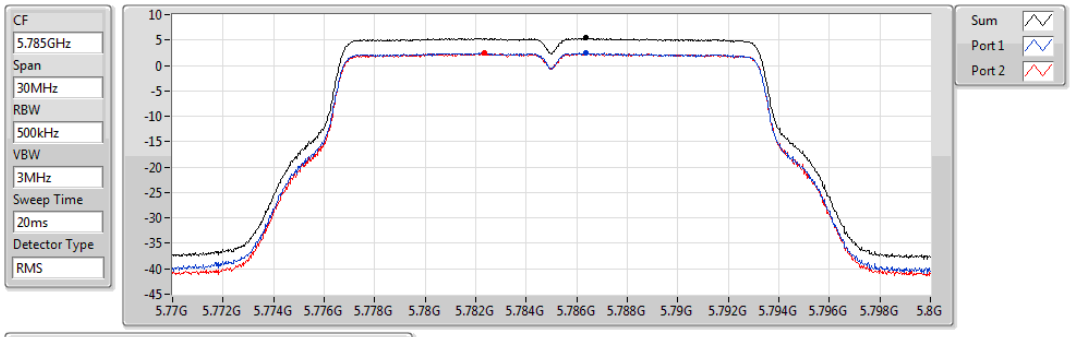

Sum	PD	Port 1	Port 2
(dBm/RBW)	(dBm/RBW)	(dBm/RBW)	(dBm/RBW)
5.39	5.39	2.42	2.39

11a20_Nss1,(6Mbps)_2TX PSD

5825MHz

29/04/2020

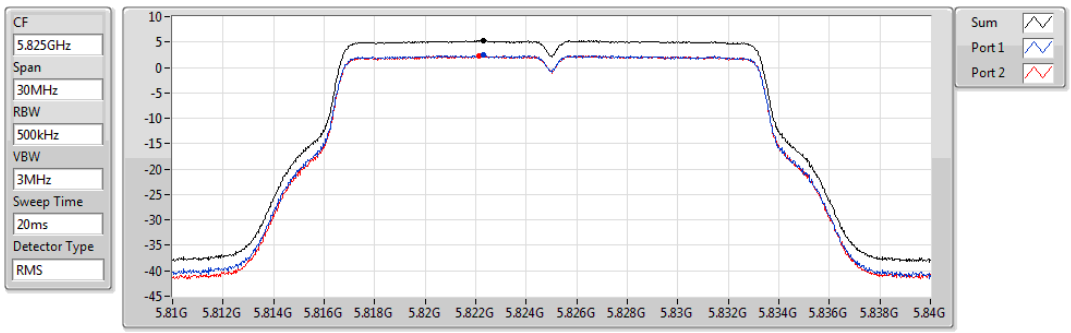

Sum	PD	Port 1	Port 2
(dBm/RBW)	(dBm/RBW)	(dBm/RBW)	(dBm/RBW)
5.32	5.32	2.42	2.26

11a40_Nss1,(6Mbps)_2TX PSD

5755MHz

29/04/2020

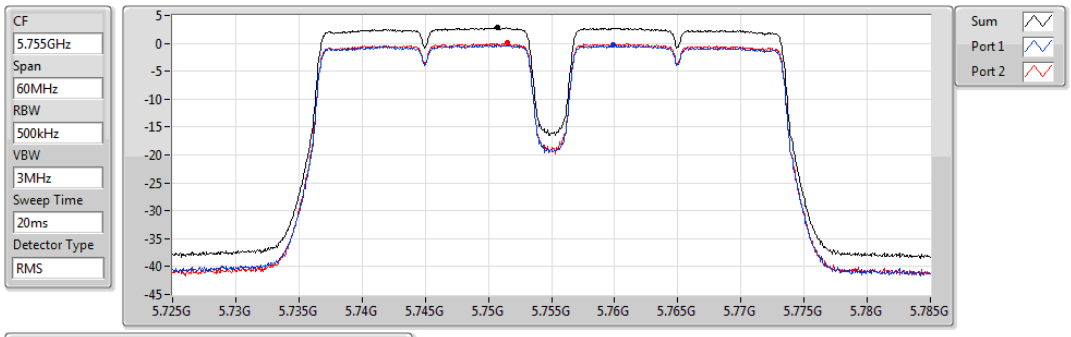

Sum	PD	Port 1	Port 2
(dBm/RBW)	(dBm/RBW)	(dBm/RBW)	(dBm/RBW)
2.84	2.84	-0.28	0.02

11a40_Nss1,(6Mbps)_2TX PSD

5795MHz

29/04/2020

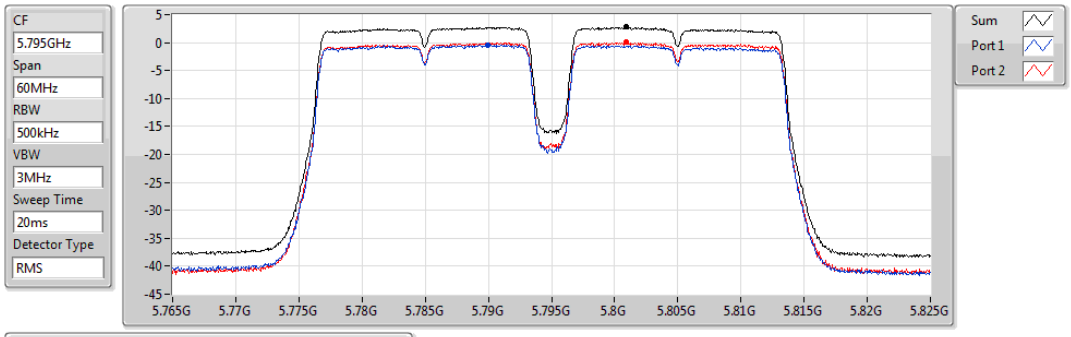

Sum	PD	Port 1	Port 2
(dBm/RBW)	(dBm/RBW)	(dBm/RBW)	(dBm/RBW)
2.81	2.81	-0.49	0.19

11a80_Nss1,(6Mbps)_2TX PSD

5775MHz

29/04/2020

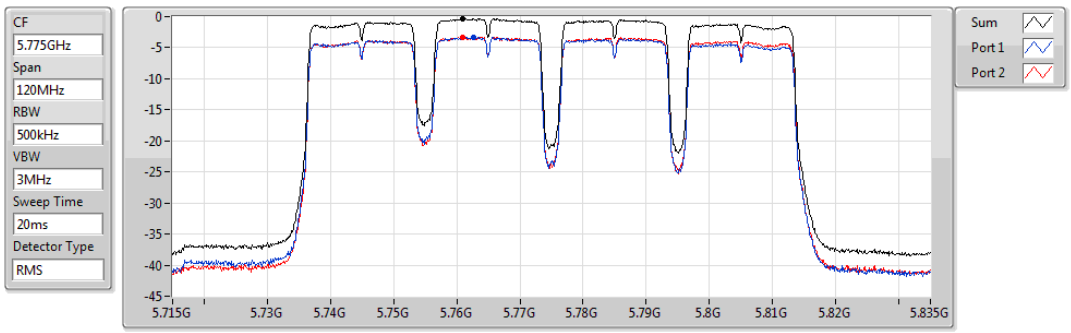

Sum	PD	Port 1	Port 2
(dBm/RBW)	(dBm/RBW)	(dBm/RBW)	(dBm/RBW)
-0.28	-0.28	-3.26	-3.27

802.11ac VHT20_Nss1,(MCS0)_2TX PSD

5745MHz

29/04/2020

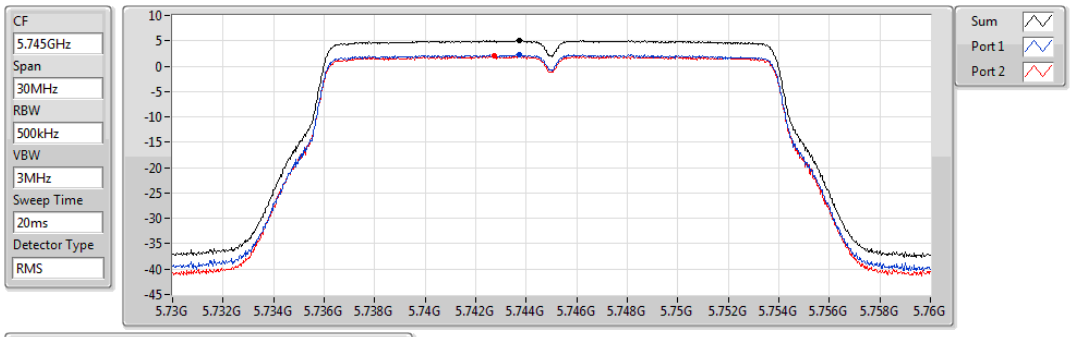

Sum	PD	Port 1	Port 2
(dBm/RBW)	(dBm/RBW)	(dBm/RBW)	(dBm/RBW)
5.04	5.04	2.24	1.96

802.11ac VHT20_Nss1,(MCS0)_2TX PSD

5785MHz

29/04/2020

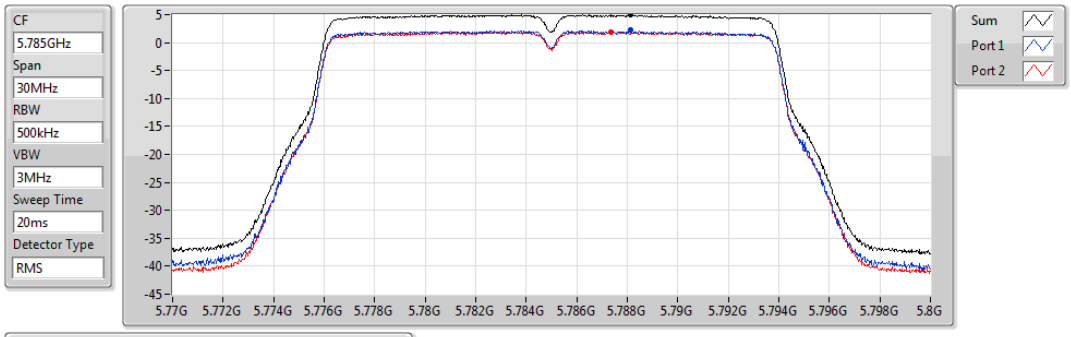

Sum	PD	Port 1	Port 2
(dBm/RBW)	(dBm/RBW)	(dBm/RBW)	(dBm/RBW)
4.99	4.99	2.23	1.87

802.11ac VHT20_Nss1,(MCS0)_2TX PSD

5825MHz

29/04/2020

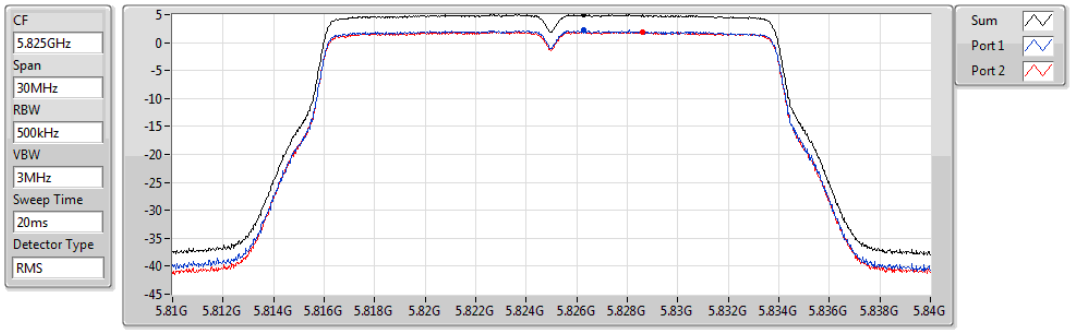

Sum	PD	Port 1	Port 2
(dBm/RBW)	(dBm/RBW)	(dBm/RBW)	(dBm/RBW)
4.98	4.98	2.17	1.90

802.11ac VHT40_Nss1,(MCS0)_2TX PSD

5755MHz

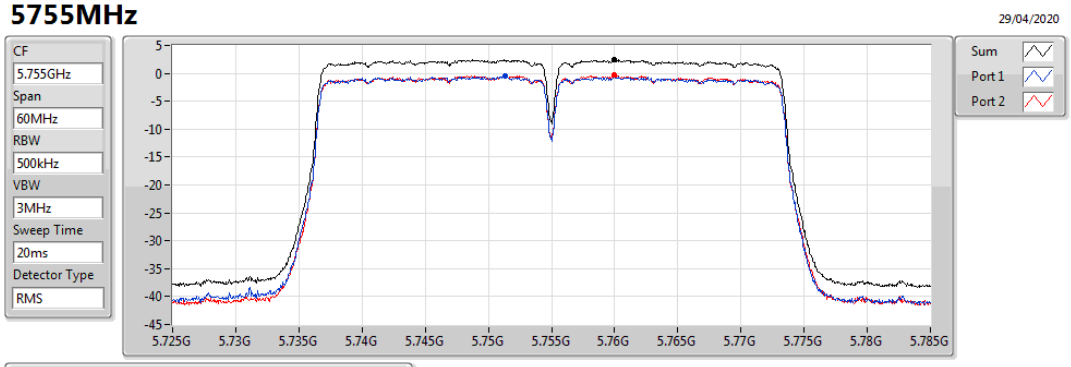

Sum	PD	Port 1	Port 2
(dBm/RBW)	(dBm/RBW)	(dBm/RBW)	(dBm/RBW)
2.51	2.51	-0.52	-0.37

802.11ac VHT40_Nss1,(MCS0)_2TX PSD

5795MHz

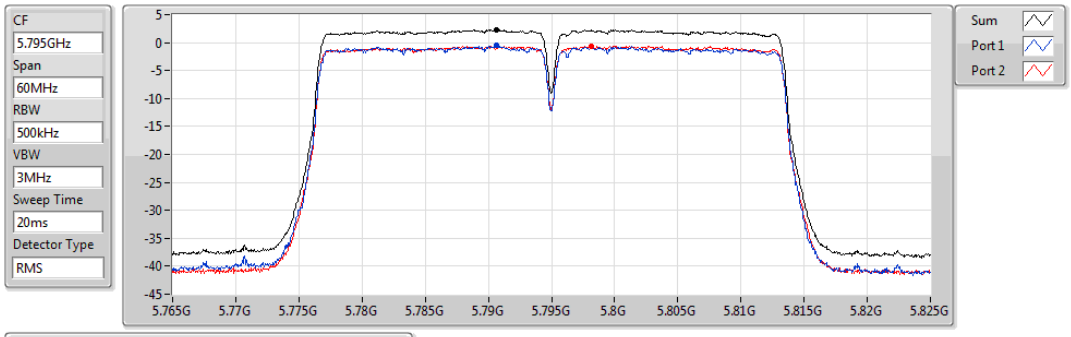

Sum	PD	Port 1	Port 2
(dBm/RBW)	(dBm/RBW)	(dBm/RBW)	(dBm/RBW)
2.29	2.29	-0.38	-0.59

802.11ac VHT80_Nss1,(MCS0)_2TX PSD

5775MHz

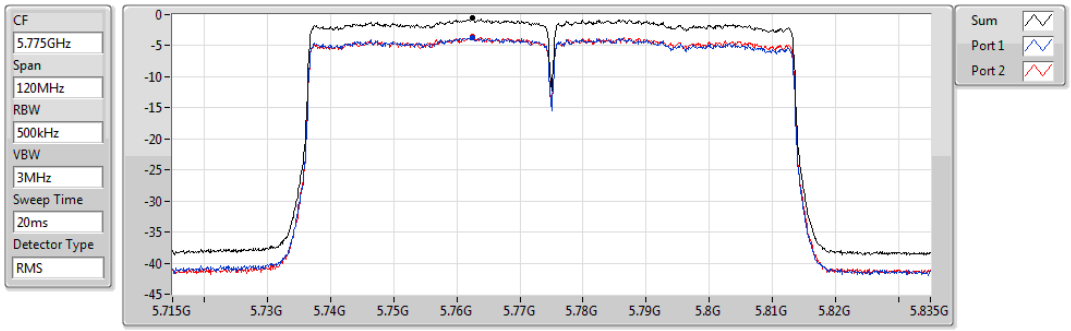

Sum	PD	Port 1	Port 2
(dBm/RBW)	(dBm/RBW)	(dBm/RBW)	(dBm/RBW)
-0.57	-0.57	-3.62	-3.55

802.11ax HEW20_Nss1,(MCS0)_2TX PSD

5745MHz

29/04/2020

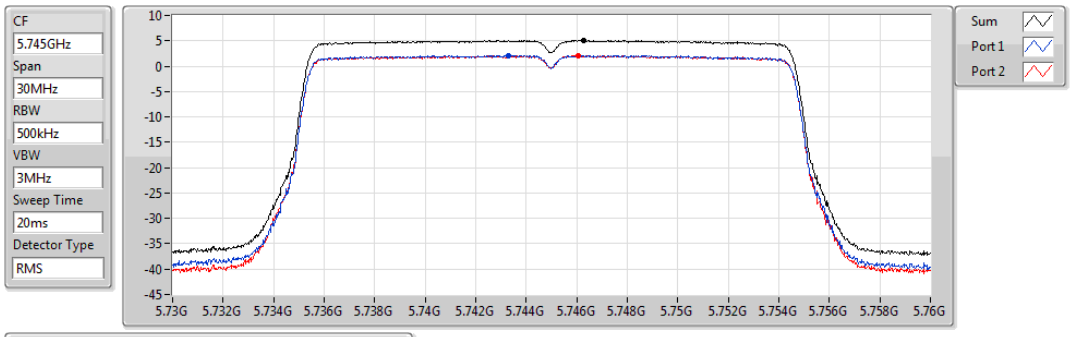

Sum	PD	Port 1	Port 2
(dBm/RBW)	(dBm/RBW)	(dBm/RBW)	(dBm/RBW)
5.08	5.08	2.13	2.06

802.11ax HEW20_Nss1,(MCS0)_2TX PSD

5785MHz

29/04/2020

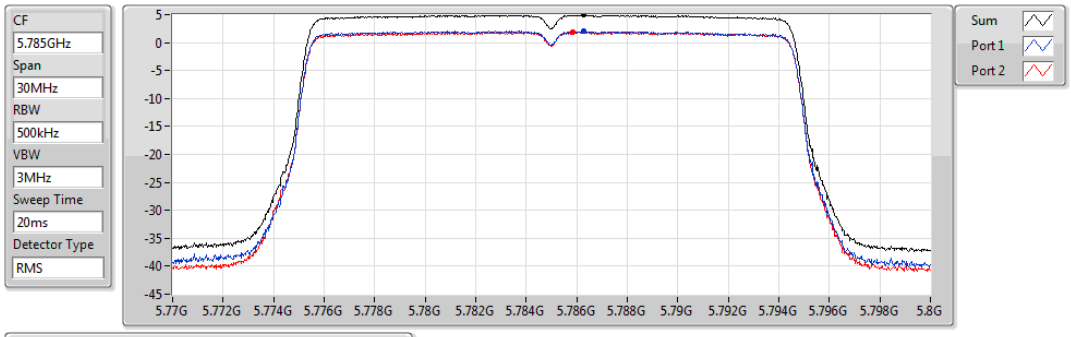

Sum	PD	Port 1	Port 2
(dBm/RBW)	(dBm/RBW)	(dBm/RBW)	(dBm/RBW)
4.94	4.94	2.02	1.91

802.11ax HEW20_Nss1,(MCS0)_2TX PSD

5825MHz

29/04/2020

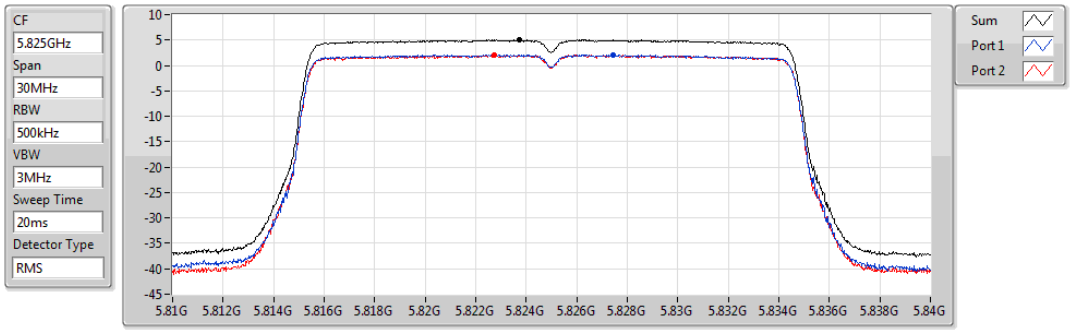

Sum	PD	Port 1	Port 2
(dBm/RBW)	(dBm/RBW)	(dBm/RBW)	(dBm/RBW)
5.02	5.02	2.15	2.03

802.11ax HEW40_Nss1,(MCS0)_2TX PSD

5755MHz

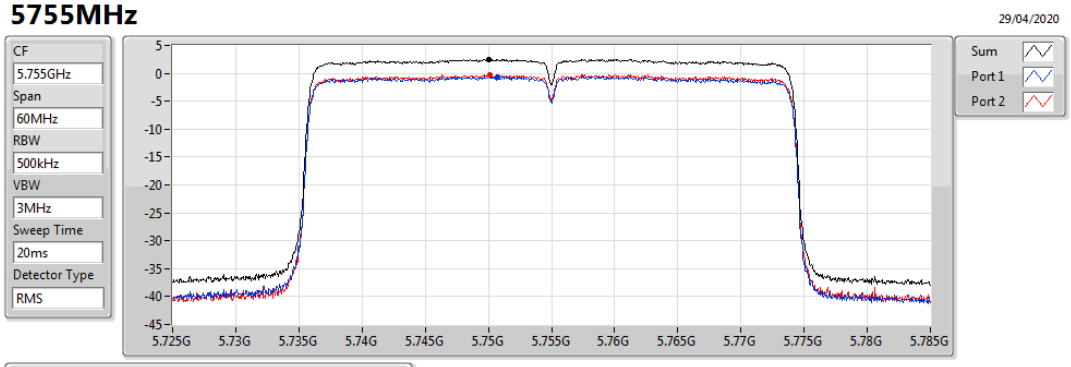

Sum	PD	Port 1	Port 2
(dBm/RBW)	(dBm/RBW)	(dBm/RBW)	(dBm/RBW)
2.51	2.51	-0.58	-0.25

802.11ax HEW40_Nss1,(MCS0)_2TX PSD

5795MHz

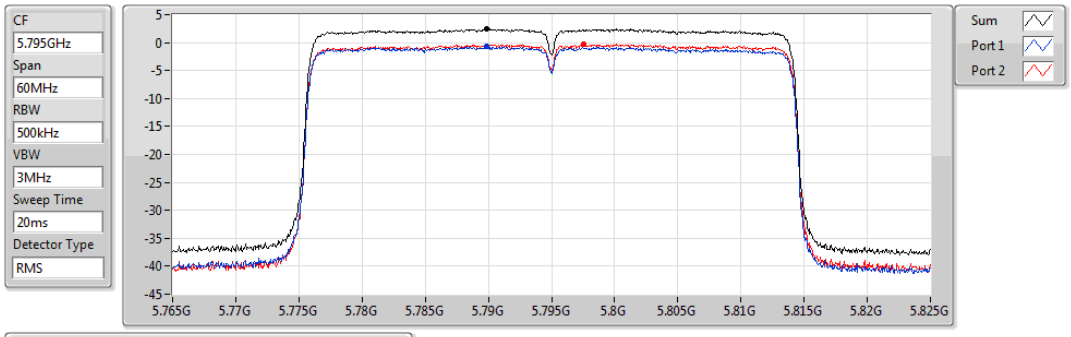

Sum	PD	Port 1	Port 2
(dBm/RBW)	(dBm/RBW)	(dBm/RBW)	(dBm/RBW)
2.45	2.45	-0.73	-0.28

802.11ax HEW80_Nss1,(MCS0)_2TX PSD

5775MHz

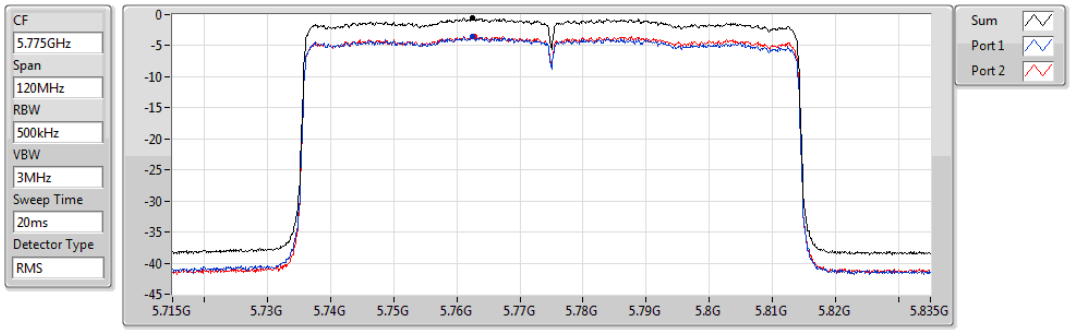

Sum	PD	Port 1	Port 2
(dBm/RBW)	(dBm/RBW)	(dBm/RBW)	(dBm/RBW)
-0.53	-0.53	-3.43	-3.52

<2T1S>

For beamforming mode

Summary

Mode	PD (dBm/RBW)
5.725-5.85GHz	-
11a20,BF_Nss1,(6Mbps)_2TX	5.42
11a40,BF_Nss1,(6Mbps)_2TX	2.84
11a80,BF_Nss1,(6Mbps)_2TX	-0.28
802.11ac VHT20-BF_Nss1,(MCS0)_2TX	5.04
802.11ac VHT40-BF_Nss1,(MCS0)_2TX	2.51
802.11ac VHT80-BF_Nss1,(MCS0)_2TX	-0.57
802.11ax HEW20-BF_Nss1,(MCS0)_2TX	5.08
802.11ax HEW40-BF_Nss1,(MCS0)_2TX	2.51
802.11ax HEW80-BF_Nss1,(MCS0)_2TX	-0.53

RBW = 500 kHz for 5.725-5.85GHz band / 1MHz for other band;

Result

Mode	Result	DG (dBi)	Port 1 (dBm/RBW)	Port 2 (dBm/RBW)	PD (dBm/RBW)	PD Limit (dBm/RBW)
11a20,BF_Nss1,(6Mbps)_2TX	-	-	-	-	-	-
5745MHz	Pass	7.79	2.54	2.35	5.42	28.21
5785MHz	Pass	7.63	2.42	2.39	5.39	28.37
5825MHz	Pass	7.63	2.42	2.26	5.32	28.37
11a40,BF_Nss1,(6Mbps)_2TX	-	-	-	-	-	-
5755MHz	Pass	7.79	-0.28	0.02	2.84	28.21
5795MHz	Pass	7.63	-0.49	0.19	2.81	28.37
11a80,BF_Nss1,(6Mbps)_2TX	-	-	-	-	-	-
5775MHz	Pass	7.79	-3.26	-3.27	-0.28	28.21
802.11ac VHT20-BF_Nss1,(MCS0)_2TX	-	-	-	-	-	-
5745MHz	Pass	7.79	2.24	1.96	5.04	28.21
5785MHz	Pass	7.63	2.23	1.87	4.99	28.37
5825MHz	Pass	7.63	2.17	1.9	4.98	28.37
802.11ac VHT40-BF_Nss1,(MCS0)_2TX	-	-	-	-	-	-
5755MHz	Pass	7.79	-0.52	-0.37	2.51	28.21
5795MHz	Pass	7.63	-0.38	-0.59	2.29	28.37
802.11ac VHT80-BF_Nss1,(MCS0)_2TX	-	-	-	-	-	-
5775MHz	Pass	7.79	-3.62	-3.55	-0.57	28.21
802.11ax HEW20-BF_Nss1,(MCS0)_2TX	-	-	-	-	-	-
5745MHz	Pass	7.79	2.13	2.06	5.08	28.21
5785MHz	Pass	7.63	2.02	1.91	4.94	28.37
5825MHz	Pass	7.63	2.15	2.03	5.02	28.37
802.11ax HEW40-BF_Nss1,(MCS0)_2TX	-	-	-	-	-	-
5755MHz	Pass	7.79	-0.58	-0.25	2.51	28.21
5795MHz	Pass	7.63	-0.73	-0.28	2.45	28.37
802.11ax HEW80-BF_Nss1,(MCS0)_2TX	-	-	-	-	-	-
5775MHz	Pass	7.79	-3.43	-3.52	-0.53	28.21

DG = Directional Gain; **RBW** = 500 kHz for 5.725-5.85GHz band / 1MHz for other band;
PD = trace bin-by-bin of each transmits port summing can be performed maximum power density; **Port X** = Port X power density;

11a20,BF_Nss1,(6Mbps)_2TX PSD

5745MHz

29/04/2020

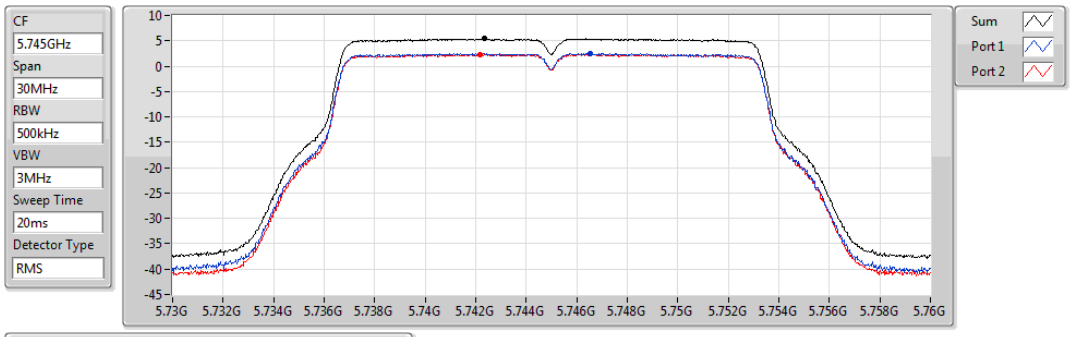

Sum	PD	Port 1	Port 2
(dBm/RBW)	(dBm/RBW)	(dBm/RBW)	(dBm/RBW)
5.42	5.42	2.54	2.35

11a20,BF_Nss1,(6Mbps)_2TX PSD

5785MHz

29/04/2020

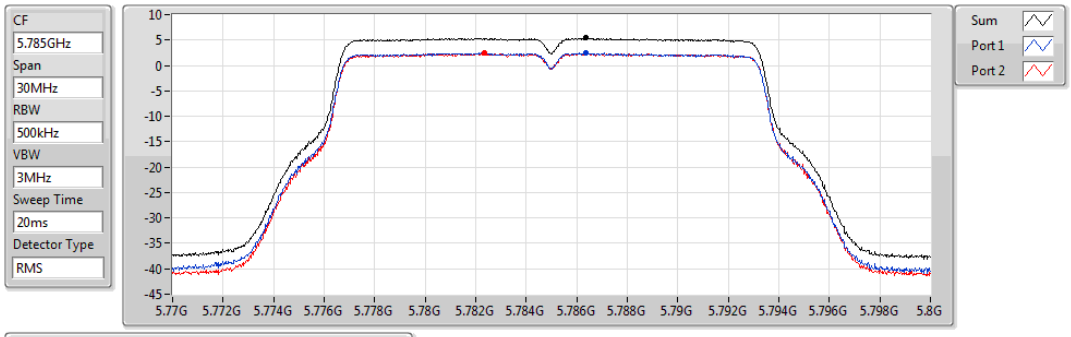

Sum	PD	Port 1	Port 2
(dBm/RBW)	(dBm/RBW)	(dBm/RBW)	(dBm/RBW)
5.39	5.39	2.42	2.39

11a20,BF_Nss1,(6Mbps)_2TX PSD

5825MHz

29/04/2020

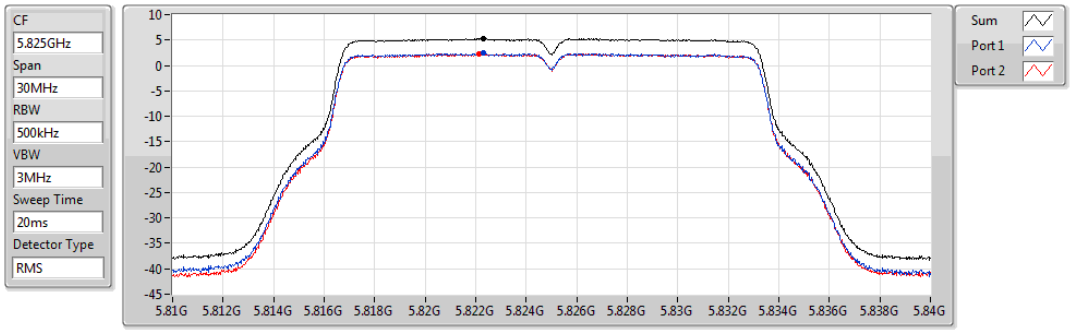

Sum	PD	Port 1	Port 2
(dBm/RBW)	(dBm/RBW)	(dBm/RBW)	(dBm/RBW)
5.32	5.32	2.42	2.26

11a40,BF_Nss1,(6Mbps)_2TX PSD

5755MHz

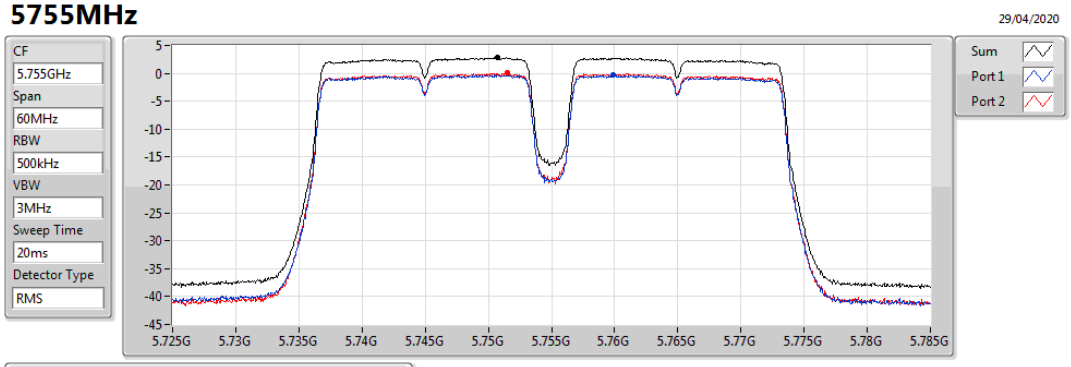

Sum	PD	Port 1	Port 2
(dBm/RBW)	(dBm/RBW)	(dBm/RBW)	(dBm/RBW)
2.84	2.84	-0.28	0.02

11a40,BF_Nss1,(6Mbps)_2TX PSD

5795MHz

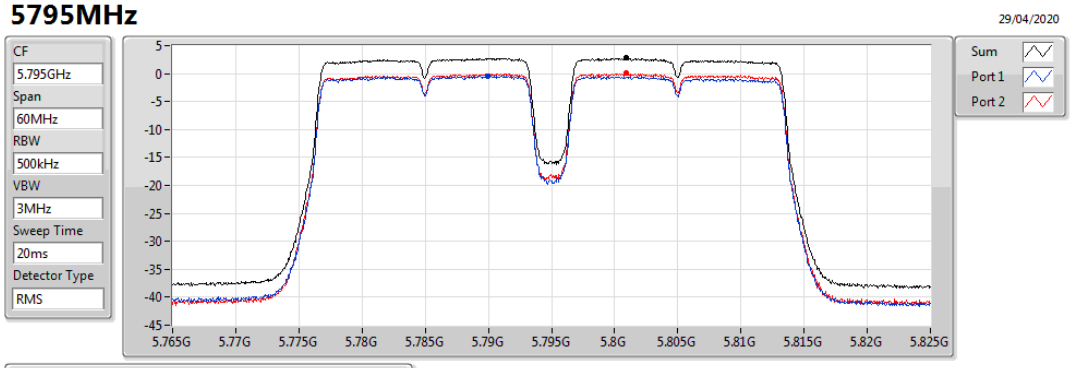

Sum	PD	Port 1	Port 2
(dBm/RBW)	(dBm/RBW)	(dBm/RBW)	(dBm/RBW)
2.81	2.81	-0.49	0.19

11a80,BF_Nss1,(6Mbps)_2TX PSD

5775MHz

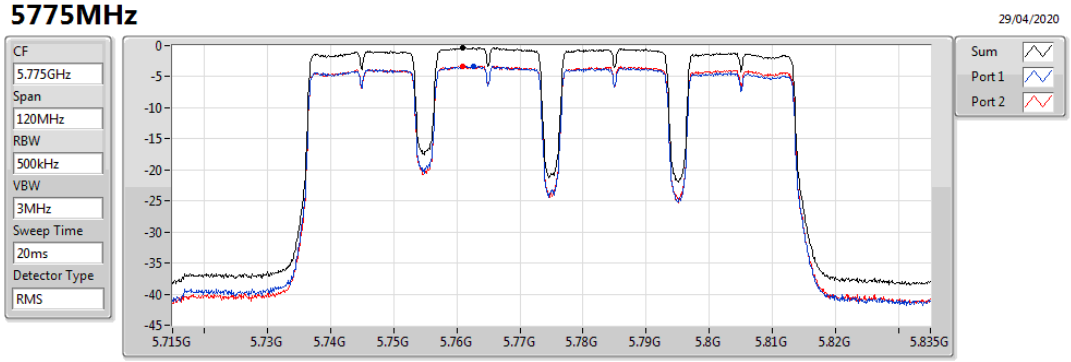

Sum	PD	Port 1	Port 2
(dBm/RBW)	(dBm/RBW)	(dBm/RBW)	(dBm/RBW)
-0.28	-0.28	-3.26	-3.27

802.11ac VHT20-BF_Nss1,(MCS0)_2TX PSD

5745MHz

29/04/2020

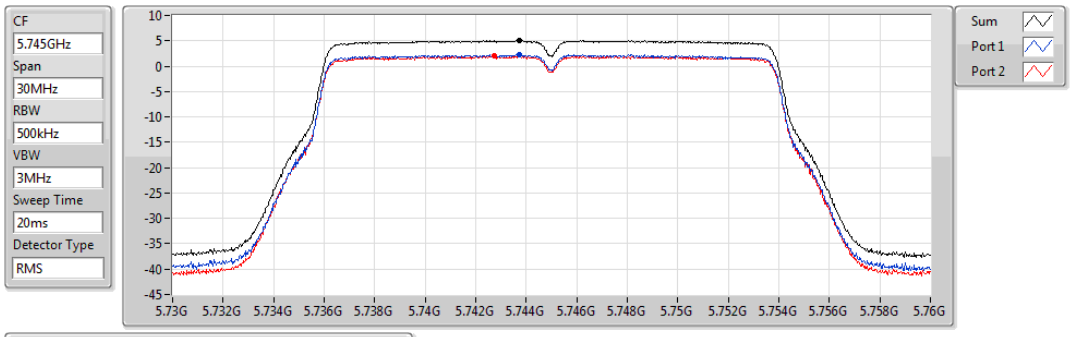

Sum	PD	Port 1	Port 2
(dBm/RBW)	(dBm/RBW)	(dBm/RBW)	(dBm/RBW)
5.04	5.04	2.24	1.96

802.11ac VHT20-BF_Nss1,(MCS0)_2TX PSD

5785MHz

29/04/2020

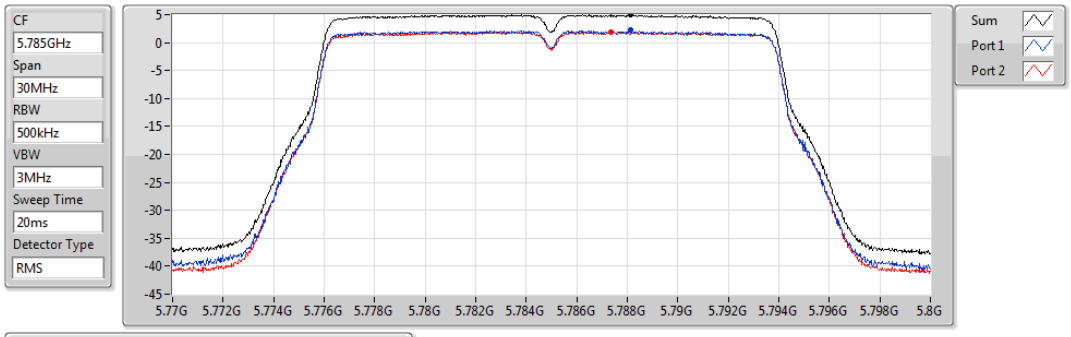

Sum	PD	Port 1	Port 2
(dBm/RBW)	(dBm/RBW)	(dBm/RBW)	(dBm/RBW)
4.99	4.99	2.23	1.87

802.11ac VHT20-BF_Nss1,(MCS0)_2TX PSD

5825MHz

29/04/2020

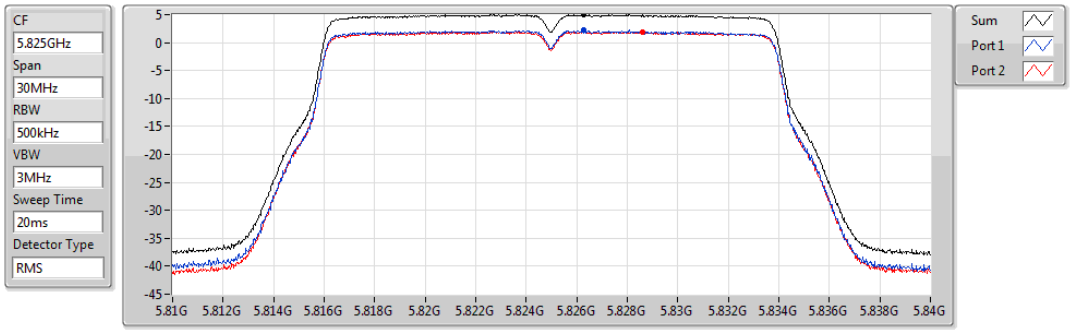

Sum	PD	Port 1	Port 2
(dBm/RBW)	(dBm/RBW)	(dBm/RBW)	(dBm/RBW)
4.98	4.98	2.17	1.90

802.11ac VHT40-BF_Nss1,(MCS0)_2TX PSD

5755MHz

29/04/2020

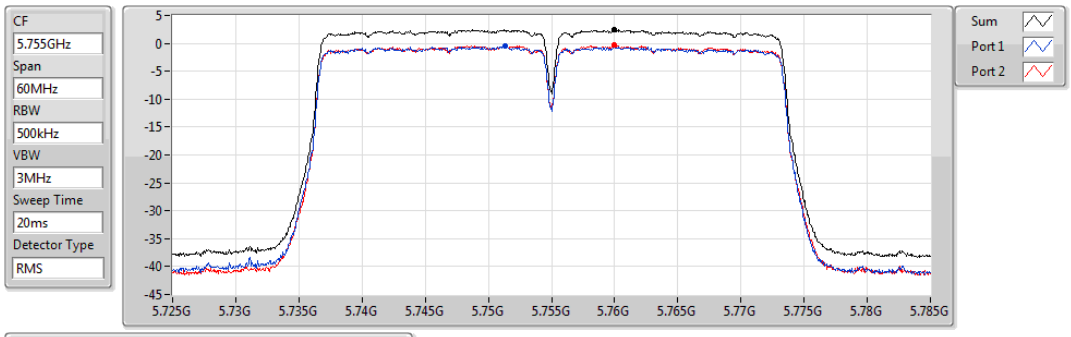

Sum	PD	Port 1	Port 2
(dBm/RBW)	(dBm/RBW)	(dBm/RBW)	(dBm/RBW)
2.51	2.51	-0.52	-0.37

802.11ac VHT40-BF_Nss1,(MCS0)_2TX PSD

5795MHz

29/04/2020

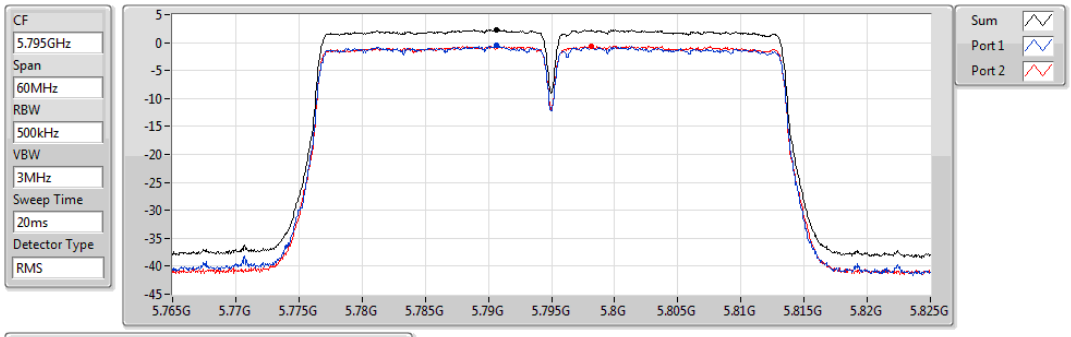

Sum	PD	Port 1	Port 2
(dBm/RBW)	(dBm/RBW)	(dBm/RBW)	(dBm/RBW)
2.29	2.29	-0.38	-0.59

802.11ac VHT80-BF_Nss1,(MCS0)_2TX PSD

5775MHz

29/04/2020

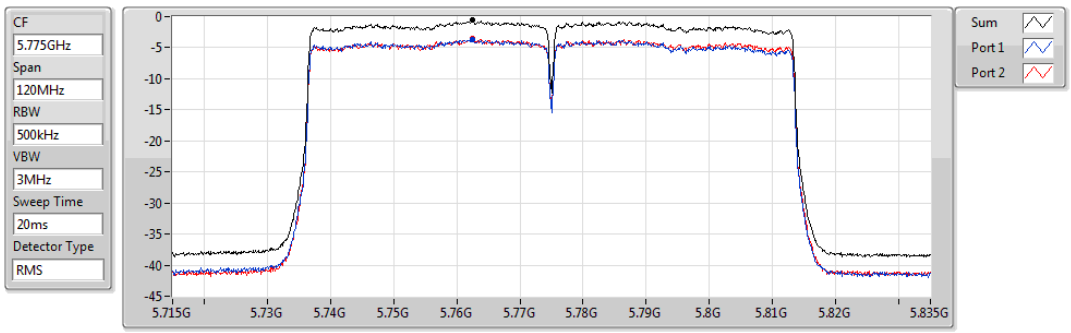

Sum	PD	Port 1	Port 2
(dBm/RBW)	(dBm/RBW)	(dBm/RBW)	(dBm/RBW)
-0.57	-0.57	-3.62	-3.55

802.11ax HEW20-BF_Nss1,(MCS0)_2TX PSD

5745MHz

29/04/2020

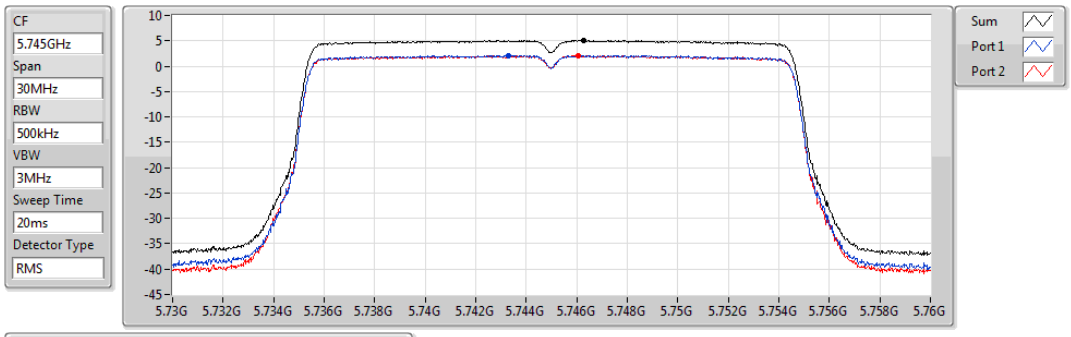

Sum	PD	Port 1	Port 2
(dBm/RBW)	(dBm/RBW)	(dBm/RBW)	(dBm/RBW)
5.08	5.08	2.13	2.06

802.11ax HEW20-BF_Nss1,(MCS0)_2TX PSD

5785MHz

29/04/2020

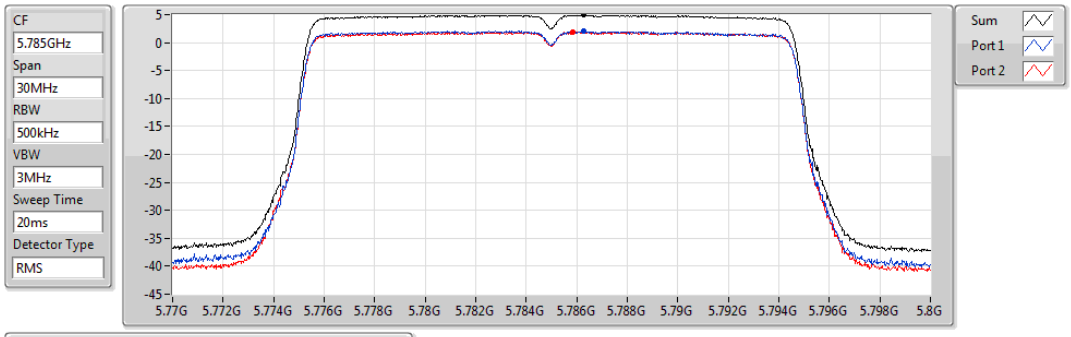

Sum	PD	Port 1	Port 2
(dBm/RBW)	(dBm/RBW)	(dBm/RBW)	(dBm/RBW)
4.94	4.94	2.02	1.91

802.11ax HEW20-BF_Nss1,(MCS0)_2TX PSD

5825MHz

29/04/2020

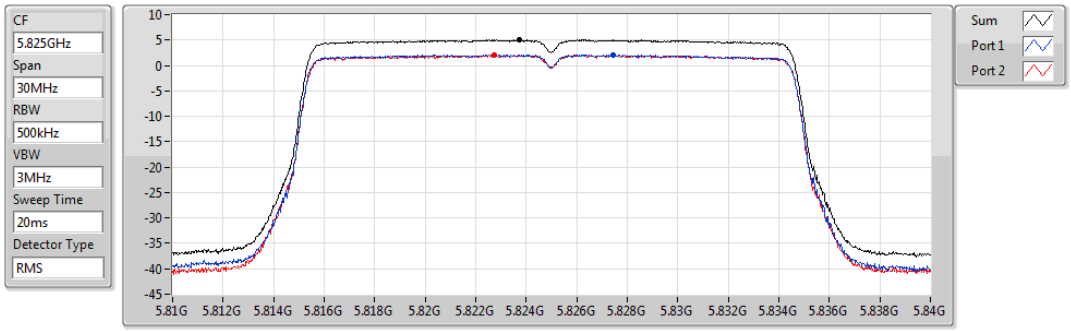

Sum	PD	Port 1	Port 2
(dBm/RBW)	(dBm/RBW)	(dBm/RBW)	(dBm/RBW)
5.02	5.02	2.15	2.03

802.11ax HEW40-BF_Nss1,(MCS0)_2TX PSD

5755MHz

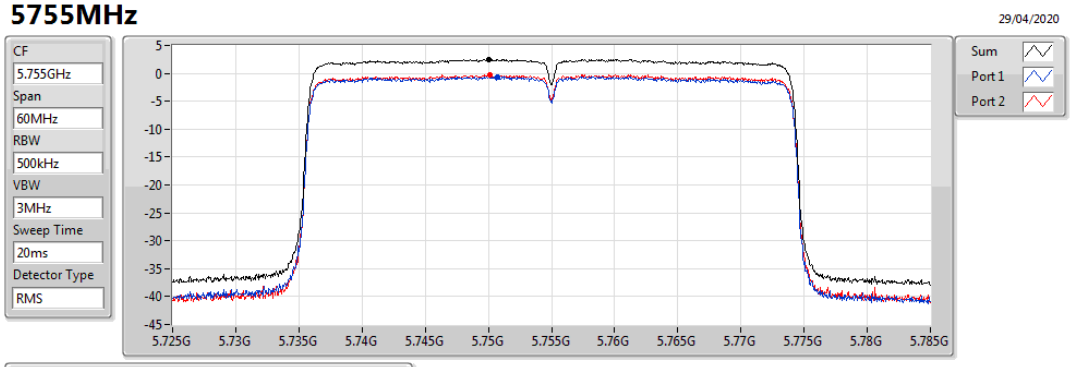

Sum	PD	Port 1	Port 2
(dBm/RBW)	(dBm/RBW)	(dBm/RBW)	(dBm/RBW)
2.51	2.51	-0.58	-0.25

802.11ax HEW40-BF_Nss1,(MCS0)_2TX PSD

5795MHz

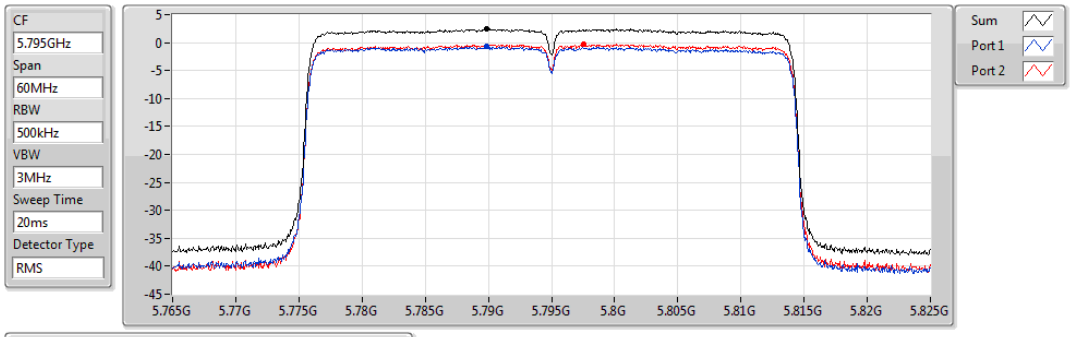

Sum	PD	Port 1	Port 2
(dBm/RBW)	(dBm/RBW)	(dBm/RBW)	(dBm/RBW)
2.45	2.45	-0.73	-0.28

802.11ax HEW80-BF_Nss1,(MCS0)_2TX PSD

5775MHz

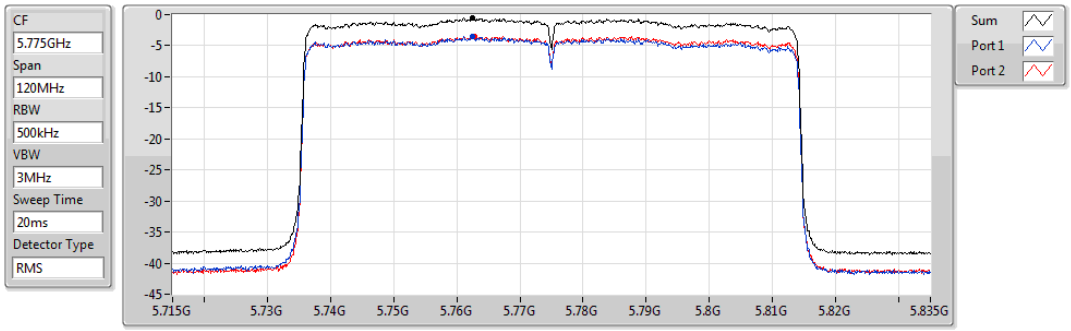

Sum	PD	Port 1	Port 2
(dBm/RBW)	(dBm/RBW)	(dBm/RBW)	(dBm/RBW)
-0.53	-0.53	-3.43	-3.52

Summary

Mode	Result	Type	Freq (Hz)	Level (dBuV/m)	Limit (dBuV/m)	Margin (dB)	Condition
Mode 1	Pass	PK	35.82M	36.33	40.00	-3.67	Vertical

Mode 1

19/05/2020

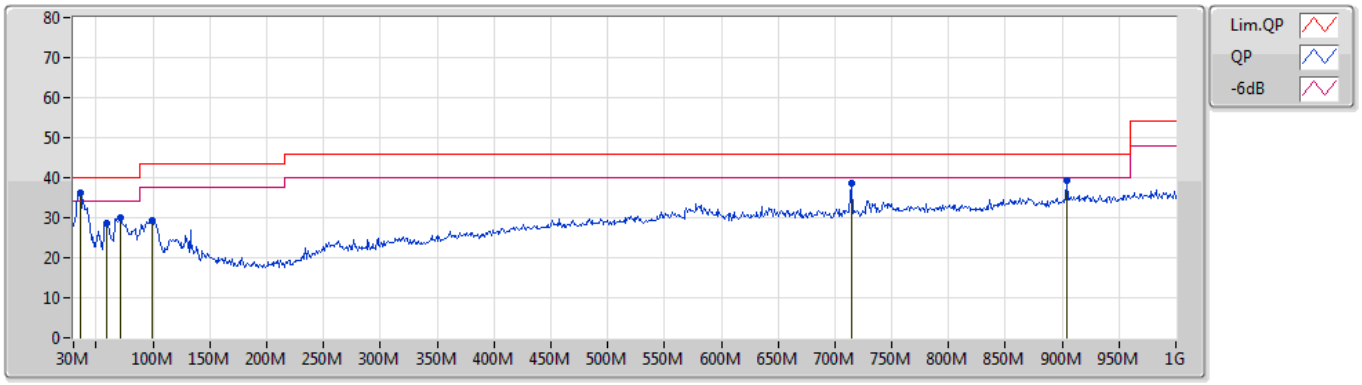

Type	Freq	Level	Limit	Margin	Factor	Dist	Condition	Azimuth	Height	Comment	Raw	AF	CL	PA
	(Hz)	(dBuV/m)	(dBuV/m)	(dB)	(dB)	(m)		(°)	(m)		(dBuV/m)	(dB/m)	(dB)	(dB)
PK	35.82M	36.33	40.00	-3.67	-9.67	3	Vertical	0	1.00	"Worst"	46.00	21.21	1.60	32.48
PK	59.1M	28.67	40.00	-11.33	-18.74	3	Vertical	22	3.00	-	47.41	12.22	1.58	32.54
PK	70.74M	29.83	40.00	-10.17	-18.60	3	Vertical	99	1.50	-	48.43	12.13	1.71	32.44
PK	98.87M	29.44	43.50	-14.06	-13.80	3	Vertical	166	1.00	-	43.24	16.47	2.08	32.35
PK	714.82M	38.67	46.00	-7.33	-1.72	3	Vertical	357	3.00	-	40.39	25.01	5.59	32.32
PK	903.97M	39.29	46.00	-6.71	1.49	3	Vertical	252	2.00	-	37.80	26.60	6.60	31.71

Mode 1

19/05/2020

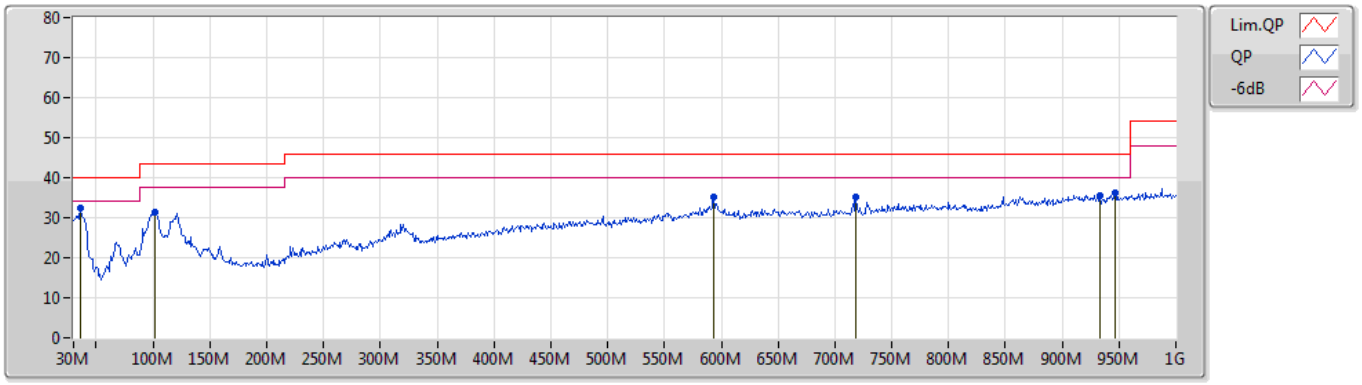

Type	Freq	Level	Limit	Margin	Factor	Dist	Condition	Azimuth	Height	Comment	Raw	AF	CL	PA
	(Hz)	(dBuV/m)	(dBuV/m)	(dB)	(dB)	(m)		(°)	(m)		(dBuV/m)	(dB/m)	(dB)	(dB)
PK	35.82M	32.54	40.00	-7.46	-9.67	3	Horizontal	0	1.50	"Worst"	42.21	21.21	1.60	32.48
PK	101.78M	31.27	43.50	-12.23	-13.45	3	Horizontal	93	2.00	-	44.72	16.81	2.12	32.38
PK	593.57M	35.21	46.00	-10.79	-2.49	3	Horizontal	276	2.00	-	37.70	24.68	5.07	32.24
PK	718.7M	35.15	46.00	-10.85	-1.61	3	Horizontal	30	1.00	-	36.76	25.07	5.61	32.29
PK	933.07M	35.61	46.00	-10.39	1.66	3	Horizontal	211	2.00	-	33.95	26.58	6.60	31.52
PK	946.65M	36.18	46.00	-9.82	1.90	3	Horizontal	273	1.25	-	34.28	26.73	6.60	31.43

For Radiated Cabinet:

Summary

Mode	Result	Type	Freq (Hz)	Level (dBuV/m)	Limit (dBuV/m)	Margin (dB)	Dist (m)	Condition	Azimuth (°)	Height (m)	Comments
5.725-5.85GHz	-	-	-	-	-	-	-	-	-	-	-
802.11ax HEW40_Nss1,(MCS0)_2TX	Pass	AV	11.57174G	44.12	54.00	-9.88	3	Vertical	321	2.17	-

802.11ax HEW40_Nss1,(MCS0)_2TX

5795MHz_TX

01/06/2020

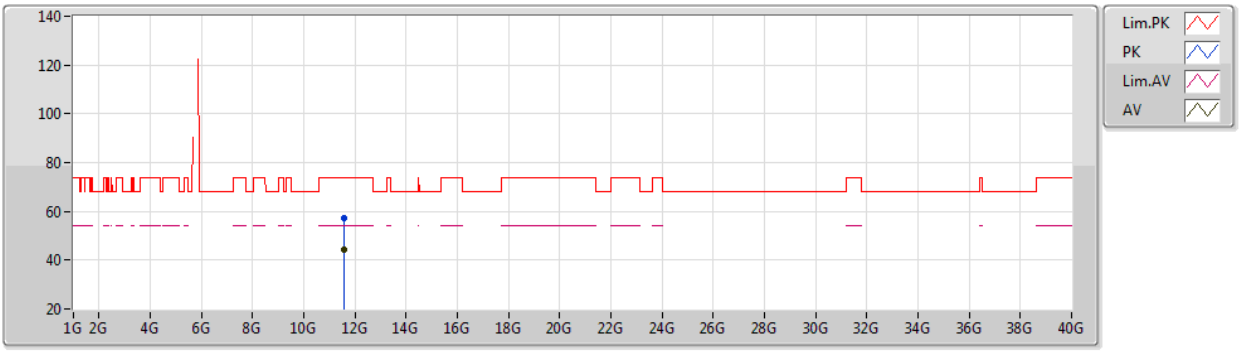

EUT X_2TX
Setting 17
06-H-L-3

Type	Freq	Level	Limit	Margin	Raw	Dist	Condition	Azimuth	Height	Comment	AF	CL	PA
	(Hz)	(dBuV/m)	(dBuV/m)	(dB)	(dBuV)	(m)		(°)	(m)		(dB)	(dB)	(dB)
PK	11.5619G	57.32	74.00	-16.68	43.85	3	Vertical	321	2.17	-	39.57	8.92	35.02
AV	11.57174G	44.12	54.00	-9.88	30.66	3	Vertical	321	2.17	-	39.56	8.92	35.02

802.11ax HEW40_Nss1,(MCS0)_2TX

5795MHz_TX

01/06/2020

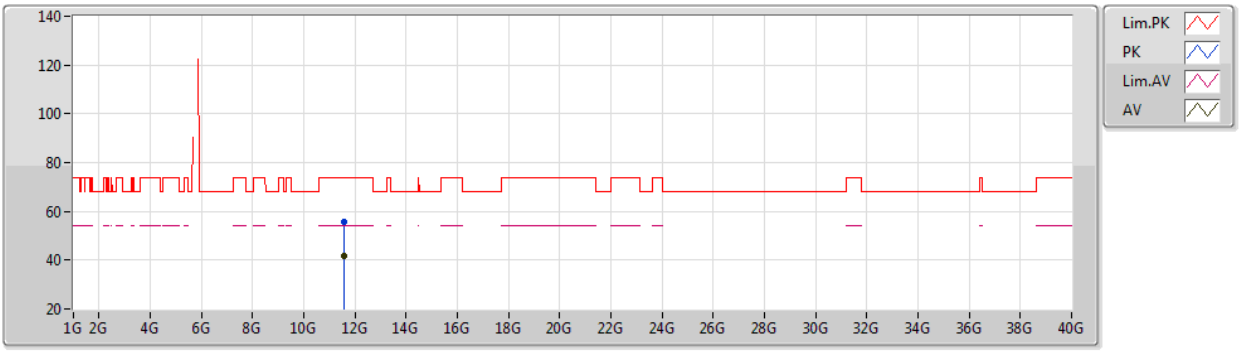

EUT X_2TX
Setting 17
06-H-L-3

Type	Freq	Level	Limit	Margin	Raw	Dist	Condition	Azimuth	Height	Comment	AF	CL	PA
	(Hz)	(dBuV/m)	(dBuV/m)	(dB)	(dBuV)	(m)		(°)	(m)		(dB)	(dB)	(dB)
PK	11.56238G	55.74	74.00	-18.26	42.27	3	Horizontal	175	1.54	-	39.57	8.92	35.02
AV	11.56784G	41.59	54.00	-12.41	28.13	3	Horizontal	175	1.54	-	39.56	8.92	35.02

For Conducted Harmonic (1~8GHz):

Summary

Mode	Result	F-Start (Hz)	F-Stop (Hz)	Type	Freq (Hz)	DG (dBi)	P1 (dBm)	P2 (dBm)	Psum (dBm)	EIRP (dBm)	Limit (dBm)	Margin (dB)
5.725-5.85GHz	-	-	-	-	-	-	-	-	-	-	-	-
11a20_Nss1,(6Mbps)_2TX	Pass	1G	5.685G	AV	5.45309G	7.63	-61.50	-63.01	-59.18	-51.55	-41.20	-10.35
11a40_Nss1,(6Mbps)_2TX	Pass	1G	5.645G	AV	5.44701G	7.63	-62.10	-61.90	-58.99	-51.36	-41.20	-10.16
11a80_Nss1,(6Mbps)_2TX	Pass	5.565G	5.725G	PK	5.63028G	7.79	-42.19	-45.30	-40.46	-32.67	-27.00	-5.67
802.11ax HEW20_Nss1,(MCS0)_2TX	Pass	1G	5.685G	AV	5.45426G	7.63	-62.31	-62.45	-59.37	-51.74	-41.20	-10.54
802.11ax HEW40_Nss1,(MCS0)_2TX	Pass	1G	5.645G	AV	5.45456G	7.63	-61.51	-62.48	-58.96	-51.33	-41.20	-10.13
802.11ax HEW80_Nss1,(MCS0)_2TX	Pass	5.565G	5.725G	PK	5.64948G	7.79	-44.48	-48.05	-42.90	-35.11	-27.00	-8.11

DG = Directional Gain;
PX=Port X; **Psum**=P1+.P2+...PX

Result

Mode	Result	F-Start (Hz)	F-Stop (Hz)	Type	Freq (Hz)	DG (dBi)	P1 (dBm)	P2 (dBm)	Psum (dBm)	EIRP (dBm)	Limit (dBm)	Margin (dB)
11a20_Nss1,(6Mbps)_2TX	-	-	-	-	-	-	-	-	-	-	-	-
5745MHz	Pass	1G	5.685G	AV	5.40097G	7.79	-62.78	-63.46	-60.10	-52.31	-41.20	-11.11
5745MHz	Pass	5.89G	8G	AV	7.37122G	7.79	-70.41	-69.80	-67.08	-59.29	-41.20	-18.09
5745MHz	Pass	1G	5.685G	PK	5.65045G	7.79	-53.19	-50.59	-48.69	-40.90	-26.67	-14.23
5745MHz	Pass	5.685G	5.725G	PK	5.68524G	7.79	-50.92	-52.95	-48.81	-41.02	-0.92	-40.10
5745MHz	Pass	5.725G	5.85G	PK	5.85G	7.79	-63.49	-63.25	-60.36	-52.57	27.00	-79.57
5745MHz	Pass	5.85G	5.89G	PK	5.89G	7.79	-54.89	-54.31	-51.58	-43.79	-1.10	-42.69
5745MHz	Pass	5.89G	8G	PK	5.99075G	7.79	-55.31	-51.25	-49.81	-42.02	-27.00	-15.02
5785MHz	Pass	1G	5.685G	AV	5.45309G	7.63	-61.50	-63.01	-59.18	-51.55	-41.20	-10.35
5785MHz	Pass	5.89G	8G	AV	7.3728G	7.63	-70.32	-69.91	-67.10	-59.47	-41.20	-18.27
5785MHz	Pass	1G	5.685G	PK	5.46949G	7.63	-51.64	-53.75	-49.56	-41.93	-27.00	-14.93
5785MHz	Pass	5.685G	5.725G	PK	5.68564G	7.63	-51.15	-52.69	-48.84	-41.21	-0.63	-40.58
5785MHz	Pass	5.725G	5.85G	PK	5.85G	7.63	-62.93	-63.21	-60.06	-52.43	27.00	-79.43
5785MHz	Pass	5.85G	5.89G	PK	5.88976G	7.63	-50.01	-52.04	-47.90	-40.27	-0.92	-39.35
5785MHz	Pass	5.89G	8G	PK	6.01897G	7.63	-51.63	-53.45	-49.44	-41.81	-27.00	-14.81
5825MHz	Pass	1G	5.685G	AV	5.45426G	7.63	-63.22	-62.31	-59.73	-52.10	-41.20	-10.90
5825MHz	Pass	5.89G	8G	AV	7.38995G	7.63	-70.21	-70.10	-67.14	-59.51	-41.20	-18.31
5825MHz	Pass	1G	5.685G	PK	5.52044G	7.63	-53.81	-51.24	-49.33	-41.70	-27.00	-14.70
5825MHz	Pass	5.685G	5.725G	PK	5.68516G	7.63	-53.19	-55.03	-51.00	-43.37	-0.98	-42.39
5825MHz	Pass	5.725G	5.85G	PK	5.85G	7.63	-63.54	-63.66	-60.59	-52.96	27.00	-79.96
5825MHz	Pass	5.85G	5.89G	PK	5.88944G	7.63	-52.01	-53.08	-49.50	-41.87	-0.69	-41.18
5825MHz	Pass	5.89G	8G	PK	5.92798G	7.63	-53.22	-50.62	-48.72	-41.09	-27.00	-14.09
11a40_Nss1,(6Mbps)_2TX	-	-	-	-	-	-	-	-	-	-	-	-
5755MHz	Pass	1G	5.645G	AV	5.39069G	7.79	-63.11	-62.77	-59.93	-52.14	-41.20	-10.94
5755MHz	Pass	5.93G	8G	AV	7.37072G	7.79	-70.42	-69.37	-66.85	-59.06	-41.20	-17.86
5755MHz	Pass	1G	5.645G	PK	5.6421G	7.79	-50.88	-52.02	-48.40	-40.61	-27.00	-13.61
5755MHz	Pass	5.645G	5.725G	PK	5.64708G	7.79	-49.24	-48.93	-46.07	-38.28	-27.00	-11.28
5755MHz	Pass	5.725G	5.85G	PK	5.85G	7.79	-63.89	-63.46	-60.66	-52.87	27.00	-79.87
5755MHz	Pass	5.85G	5.93G	PK	5.9244G	7.79	-53.30	-51.18	-49.10	-41.31	-26.56	-14.75
5755MHz	Pass	5.93G	8G	PK	5.94863G	7.79	-53.94	-52.52	-50.16	-42.37	-27.00	-15.37
5795MHz	Pass	1G	5.645G	AV	5.44701G	7.63	-62.10	-61.90	-58.99	-51.36	-41.20	-10.16
5795MHz	Pass	5.93G	8G	AV	7.36089G	7.63	-70.37	-70.02	-67.18	-59.55	-41.20	-18.35
5795MHz	Pass	1G	5.645G	PK	5.63165G	7.63	-51.71	-52.66	-49.15	-41.52	-27.00	-14.52
5795MHz	Pass	5.645G	5.725G	PK	5.64868G	7.63	-51.40	-50.69	-48.02	-40.39	-27.00	-13.39
5795MHz	Pass	5.725G	5.85G	PK	5.85G	7.63	-61.90	-63.90	-59.78	-52.15	27.00	-79.15
5795MHz	Pass	5.85G	5.93G	PK	5.92584G	7.63	-52.17	-49.56	-47.66	-40.03	-27.00	-13.03
5795MHz	Pass	5.93G	8G	PK	5.98615G	7.63	-53.67	-51.38	-49.37	-41.74	-27.00	-14.74
11a80_Nss1,(6Mbps)_2TX	-	-	-	-	-	-	-	-	-	-	-	-
5775MHz	Pass	1G	5.565G	AV	5.39324G	7.79	-62.94	-62.72	-59.82	-52.03	-41.20	-10.83
5775MHz	Pass	6.01G	8G	AV	7.35997G	7.79	-69.45	-71.20	-67.23	-59.44	-41.20	-18.24
5775MHz	Pass	1G	5.565G	PK	5.53305G	7.79	-50.31	-54.46	-48.90	-41.11	-27.00	-14.11
5775MHz	Pass	5.565G	5.725G	PK	5.63028G	7.79	-42.19	-45.30	-40.46	-32.67	-27.00	-5.67
5775MHz	Pass	5.725G	5.85G	PK	5.85G	7.79	-63.43	-64.00	-60.70	-52.91	27.00	-79.91
5775MHz	Pass	5.85G	6.01G	PK	5.93736G	7.79	-46.56	-45.98	-43.25	-35.46	-27.00	-8.46
5775MHz	Pass	6.01G	8G	PK	6.01025G	7.79	-54.13	-51.59	-49.67	-41.88	-27.00	-14.88
802.11ax HEW20_Nss1,(MCS0)_2TX	-	-	-	-	-	-	-	-	-	-	-	-
5745MHz	Pass	1G	5.685G	AV	5.39512G	7.79	-63.19	-62.55	-59.85	-52.06	-41.20	-10.86
5745MHz	Pass	5.89G	8G	AV	7.38362G	7.79	-70.97	-69.53	-67.18	-59.39	-41.20	-18.19
5745MHz	Pass	1G	5.685G	PK	5.64811G	7.79	-50.25	-53.54	-48.58	-40.79	-27.00	-13.79
5745MHz	Pass	5.685G	5.725G	PK	5.685G	7.79	-51.17	-52.97	-48.97	-41.18	-1.10	-40.08
5745MHz	Pass	5.725G	5.85G	PK	5.85G	7.79	-63.85	-63.65	-60.74	-52.95	27.00	-79.95
5745MHz	Pass	5.85G	5.89G	PK	5.89G	7.79	-55.83	-53.86	-51.72	-43.93	-1.10	-42.83

Mode	Result	F-Start (Hz)	F-Stop (Hz)	Type	Freq (Hz)	DG (dBi)	P1 (dBm)	P2 (dBm)	Psum (dBm)	EIRP (dBm)	Limit (dBm)	Margin (dB)
5745MHz	Pass	5.89G	8G	PK	5.99708G	7.79	-52.63	-53.73	-50.13	-42.34	-27.00	-15.34
5785MHz	Pass	1G	5.685G	AV	5.45719G	7.63	-61.95	-63.00	-59.43	-51.80	-41.20	-10.60
5785MHz	Pass	5.89G	8G	AV	7.37201G	7.63	-70.43	-69.81	-67.10	-59.47	-41.20	-18.27
5785MHz	Pass	1G	5.685G	PK	5.56319G	7.63	-52.80	-52.01	-49.38	-41.75	-27.00	-14.75
5785MHz	Pass	5.685G	5.725G	PK	5.68532G	7.63	-50.49	-52.94	-48.53	-40.90	-0.86	-40.04
5785MHz	Pass	5.725G	5.85G	PK	5.85G	7.63	-63.47	-64.09	-60.76	-53.13	27.00	-80.13
5785MHz	Pass	5.85G	5.89G	PK	5.8896G	7.63	-51.69	-50.39	-47.98	-40.35	-0.80	-39.55
5785MHz	Pass	5.89G	8G	PK	6.01634G	7.63	-54.12	-51.91	-49.87	-42.24	-27.00	-15.24
5825MHz	Pass	1G	5.685G	AV	5.45426G	7.63	-62.31	-62.45	-59.37	-51.74	-41.20	-10.54
5825MHz	Pass	5.89G	8G	AV	7.37254G	7.63	-70.07	-69.48	-66.75	-59.12	-41.20	-17.92
5825MHz	Pass	1G	5.685G	PK	5.50814G	7.63	-53.12	-52.18	-49.61	-41.98	-27.00	-14.98
5825MHz	Pass	5.685G	5.725G	PK	5.68524G	7.63	-53.25	-54.31	-50.74	-43.11	-0.92	-42.19
5825MHz	Pass	5.725G	5.85G	PK	5.85G	7.63	-62.61	-63.70	-60.11	-52.48	27.00	-79.48
5825MHz	Pass	5.85G	5.89G	PK	5.89G	7.63	-53.00	-53.03	-50.00	-42.37	-1.10	-41.27
5825MHz	Pass	5.89G	8G	PK	5.92798G	7.63	-50.75	-51.91	-48.28	-40.65	-27.00	-13.65
802.11ax HEW40_Nss1,(MCS0)_2TX	-	-	-	-	-	-	-	-	-	-	-	-
5755MHz	Pass	1G	5.645G	AV	5.39359G	7.79	-61.99	-63.17	-59.53	-51.74	-41.20	-10.54
5755MHz	Pass	5.93G	8G	AV	7.33915G	7.79	-69.82	-70.37	-67.08	-59.29	-41.20	-18.09
5755MHz	Pass	1G	5.645G	PK	5.64036G	7.79	-53.63	-50.65	-48.88	-41.09	-27.00	-14.09
5755MHz	Pass	5.645G	5.725G	PK	5.64548G	7.79	-50.03	-48.27	-46.05	-38.26	-27.00	-11.26
5755MHz	Pass	5.725G	5.85G	PK	5.85G	7.79	-61.56	-63.60	-59.45	-51.66	27.00	-78.66
5755MHz	Pass	5.85G	5.93G	PK	5.92664G	7.79	-52.44	-52.29	-49.35	-41.56	-27.00	-14.56
5755MHz	Pass	5.93G	8G	PK	6.02005G	7.79	-52.75	-52.04	-49.37	-41.58	-27.00	-14.58
5795MHz	Pass	1G	5.645G	AV	5.45456G	7.63	-61.51	-62.48	-58.96	-51.33	-41.20	-10.13
5795MHz	Pass	5.93G	8G	AV	7.36684G	7.63	-69.41	-69.93	-66.65	-59.02	-41.20	-17.82
5795MHz	Pass	1G	5.645G	PK	5.54978G	7.63	-52.29	-51.95	-49.11	-41.48	-27.00	-14.48
5795MHz	Pass	5.645G	5.725G	PK	5.64884G	7.63	-50.65	-51.39	-47.99	-40.36	-27.00	-13.36
5795MHz	Pass	5.725G	5.85G	PK	5.85G	7.63	-63.81	-63.50	-60.64	-53.01	27.00	-80.01
5795MHz	Pass	5.85G	5.93G	PK	5.92648G	7.63	-50.59	-52.25	-48.33	-40.70	-27.00	-13.70
5795MHz	Pass	5.93G	8G	PK	5.97088G	7.63	-52.95	-51.73	-49.29	-41.66	-27.00	-14.66
802.11ax HEW80_Nss1,(MCS0)_2TX	-	-	-	-	-	-	-	-	-	-	-	-
5775MHz	Pass	1G	5.565G	AV	5.45544G	7.79	-62.18	-62.91	-59.52	-51.73	-41.20	-10.53
5775MHz	Pass	6.01G	8G	AV	7.36917G	7.79	-69.96	-70.04	-66.99	-59.20	-41.20	-18.00
5775MHz	Pass	1G	5.565G	PK	5.54389G	7.79	-51.87	-52.76	-49.28	-41.49	-27.00	-14.49
5775MHz	Pass	5.565G	5.725G	PK	5.64948G	7.79	-44.48	-48.05	-42.90	-35.11	-27.00	-8.11
5775MHz	Pass	5.725G	5.85G	PK	5.85G	7.79	-63.72	-63.87	-60.78	-52.99	27.00	-79.99
5775MHz	Pass	5.85G	6.01G	PK	5.93416G	7.79	-48.38	-46.27	-44.19	-36.40	-27.00	-9.40
5775MHz	Pass	6.01G	8G	PK	6.0401G	7.79	-54.08	-51.69	-49.71	-41.92	-27.00	-14.92

DG = Directional Gain;
PX=Port X; **Psum**=P1+.P2+...PX

11a20_Nss1,(6Mbps)_2TX **CSE-PK**

5745MHz

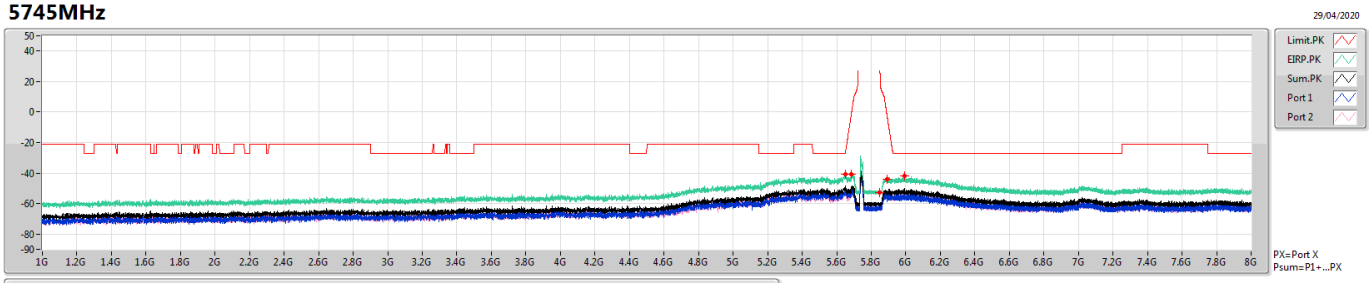

F-Start(Hz)	F-Stop(Hz)	RBW(Hz)	Type	Freq(Hz)	EIRP(dBm)	Limit(dBm)	Margin(dB)	DG(dBi)	Refl(dB)	Psum(dBm)	P1(dBm)	P2(dBm)
1G	5.685G	1M	PK	5.65045G	-40.90	-26.67	-14.23	7.79	0.00	-48.69	-53.19	-50.59
5.685G	5.725G	1M	PK	5.68524G	-41.02	-0.92	-40.10	7.79	0.00	-48.81	-50.92	-52.95
5.725G	5.85G	1M	PK	5.85G	-52.57	27.00	-79.57	7.79	0.00	-60.36	-63.49	-63.25
5.85G	5.89G	1M	PK	5.89G	-43.79	-1.10	-42.69	7.79	0.00	-51.58	-54.89	-54.31
5.89G	8G	1M	PK	5.99075G	-42.02	-27.00	-15.02	7.79	0.00	-49.81	-55.31	-51.25

11a20_Nss1,(6Mbps)_2TX **CSE-AV**

5745MHz

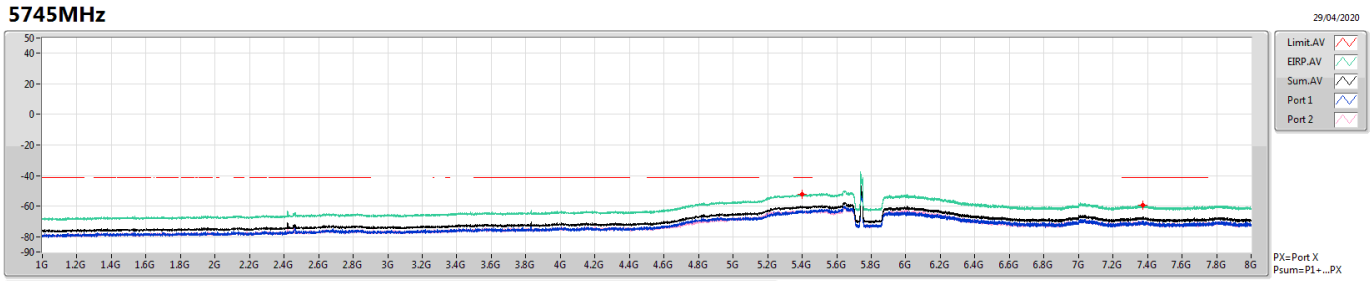

F-Start(Hz)	F-Stop(Hz)	RBW(Hz)	Type	Freq(Hz)	EIRP(dBm)	Limit(dBm)	Margin(dB)	DG(dBi)	Refl(dB)	Psum(dBm)	P1(dBm)	P2(dBm)
1G	5.685G	1M	AV	5.40097G	-52.31	-41.20	-11.11	7.79	0.00	-60.10	-62.78	-63.46
5.89G	8G	1M	AV	7.37122G	-59.29	-41.20	-18.09	7.79	0.00	-67.08	-70.41	-69.80

11a20_Nss1,(6Mbps)_2TX **CSE-PK**

5785MHz

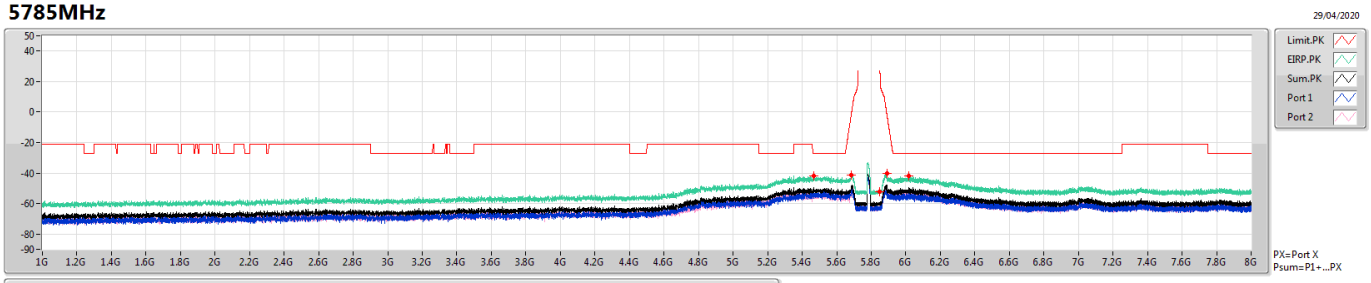

F-Start(Hz)	F-Stop(Hz)	RBW(Hz)	Type	Freq(Hz)	EIRP(dBm)	Limit(dBm)	Margin(dB)	DG(dBi)	Refl(dB)	Psum(dBm)	P1(dBm)	P2(dBm)
1G	5.685G	1M	PK	5.46949G	-41.93	-27.00	-14.93	7.63	0.00	-49.56	-51.64	-53.75
5.685G	5.725G	1M	PK	5.68564G	-41.21	-0.63	-40.58	7.63	0.00	-48.84	-51.15	-52.69
5.725G	5.85G	1M	PK	5.85G	-52.43	27.00	-79.43	7.63	0.00	-60.06	-62.93	-63.21
5.85G	5.89G	1M	PK	5.88976G	-40.27	-0.92	-39.35	7.63	0.00	-47.90	-50.01	-52.04
5.89G	8G	1M	PK	6.01897G	-41.81	-27.00	-14.81	7.63	0.00	-49.44	-51.63	-53.45

11a20_Nss1,(6Mbps)_2TX **CSE-AV**

5785MHz

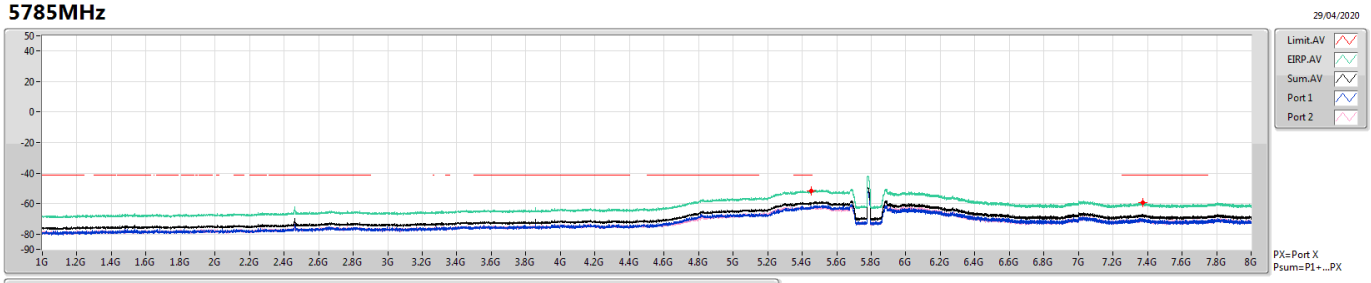

F-Start(Hz)	F-Stop(Hz)	RBW(Hz)	Type	Freq(Hz)	EIRP(dBm)	Limit(dBm)	Margin(dB)	DG(dBi)	Refl(dB)	Psum(dBm)	P1(dBm)	P2(dBm)
1G	5.685G	1M	AV	5.45309G	-51.55	-41.20	-10.35	7.63	0.00	-59.18	-61.50	-63.01
5.89G	8G	1M	AV	7.3728G	-59.47	-41.20	-18.27	7.63	0.00	-67.10	-70.32	-69.91

11a20_Nss1,(6Mbps)_2TX **CSE-PK**

5825MHz

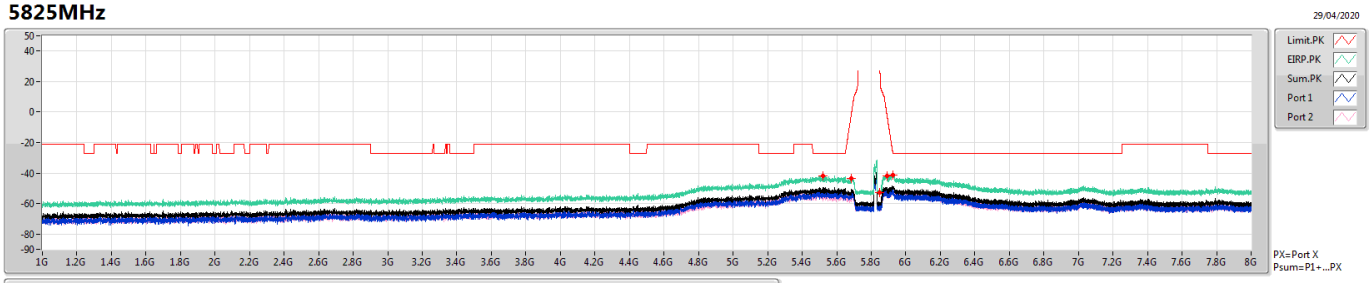

F-Start(Hz)	F-Stop(Hz)	RBW(Hz)	Type	Freq(Hz)	EIRP(dBm)	Limit(dBm)	Margin(dB)	DG(dBi)	Refl(dB)	Psum(dBm)	P1(dBm)	P2(dBm)
1G	5.685G	1M	PK	5.52044G	-41.70	-27.00	-14.70	7.63	0.00	-49.33	-53.81	-51.24
5.685G	5.725G	1M	PK	5.68516G	-43.37	-0.98	-42.39	7.63	0.00	-51.00	-53.19	-55.03
5.725G	5.85G	1M	PK	5.85G	-52.96	27.00	-79.96	7.63	0.00	-60.59	-63.54	-63.66
5.85G	5.89G	1M	PK	5.88944G	-41.87	-0.69	-41.18	7.63	0.00	-49.50	-52.01	-53.08
5.89G	8G	1M	PK	5.92798G	-41.09	-27.00	-14.09	7.63	0.00	-48.72	-53.22	-50.62

11a20_Nss1,(6Mbps)_2TX **CSE-AV**

5825MHz

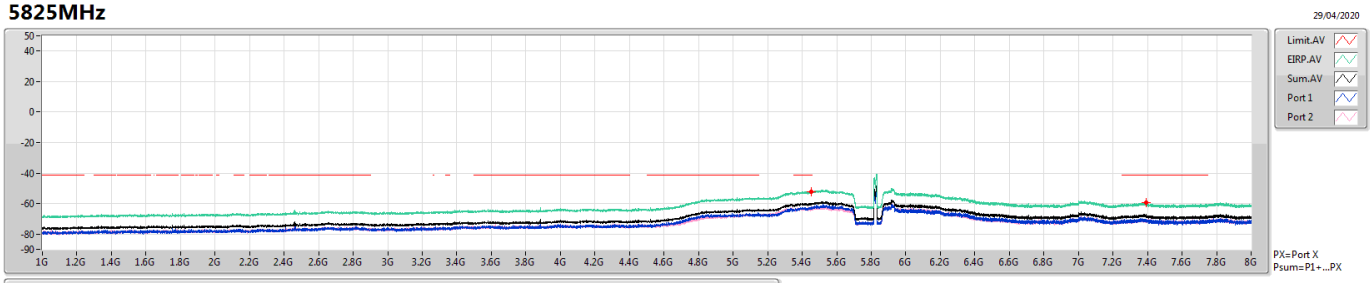

F-Start(Hz)	F-Stop(Hz)	RBW(Hz)	Type	Freq(Hz)	EIRP(dBm)	Limit(dBm)	Margin(dB)	DG(dBi)	Refl(dB)	Psum(dBm)	P1(dBm)	P2(dBm)
1G	5.685G	1M	AV	5.45426G	-52.10	-41.20	-10.90	7.63	0.00	-59.73	-63.22	-62.31
5.89G	8G	1M	AV	7.38995G	-59.51	-41.20	-18.31	7.63	0.00	-67.14	-70.21	-70.10

11a40_Nss1,(6Mbps)_2TX **CSE-PK**

5755MHz

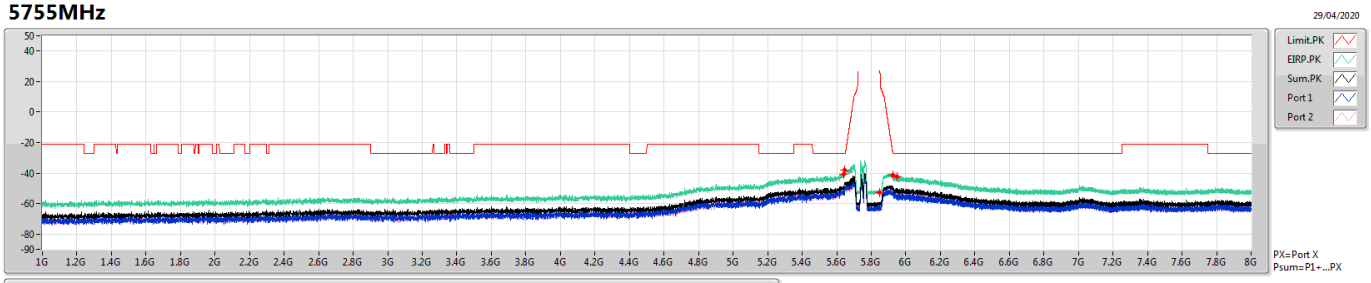

F-Start(Hz)	F-Stop(Hz)	RBW(Hz)	Type	Freq(Hz)	EIRP(dBm)	Limit(dBm)	Margin(dB)	DG(dBi)	Refl(dB)	Psum(dBm)	P1(dBm)	P2(dBm)
1G	5.645G	1M	PK	5.6421G	-40.61	-27.00	-13.61	7.79	0.00	-48.40	-50.88	-52.02
5.645G	5.725G	1M	PK	5.64708G	-38.28	-27.00	-11.28	7.79	0.00	-46.07	-49.24	-48.93
5.725G	5.85G	1M	PK	5.85G	-52.87	27.00	-79.87	7.79	0.00	-60.66	-63.89	-63.46
5.85G	5.93G	1M	PK	5.9244G	-41.31	-26.56	-14.75	7.79	0.00	-49.10	-53.30	-51.18
5.93G	8G	1M	PK	5.94863G	-42.37	-27.00	-15.37	7.79	0.00	-50.16	-53.94	-52.52

11a40_Nss1,(6Mbps)_2TX **CSE-AV**

5755MHz

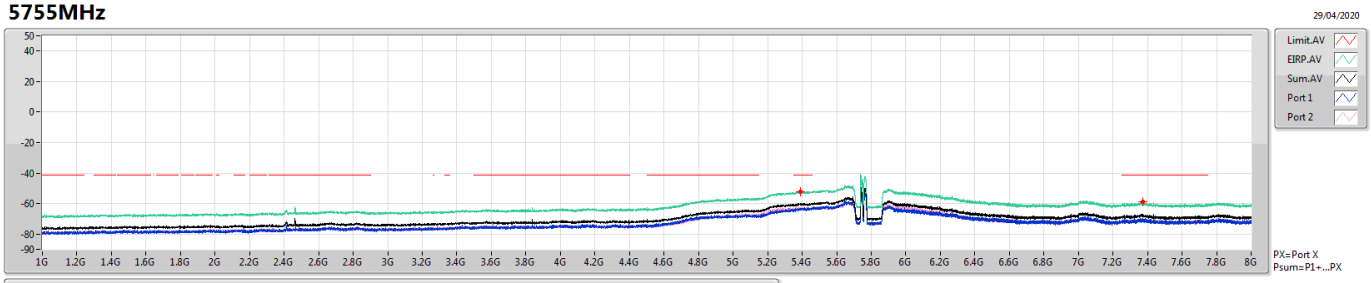

F-Start(Hz)	F-Stop(Hz)	RBW(Hz)	Type	Freq(Hz)	EIRP(dBm)	Limit(dBm)	Margin(dB)	DG(dBi)	Refl(dB)	Psum(dBm)	P1(dBm)	P2(dBm)
1G	5.645G	1M	AV	5.39069G	-52.14	-41.20	-10.94	7.79	0.00	-59.93	-63.11	-62.77
5.93G	8G	1M	AV	7.37072G	-59.06	-41.20	-17.86	7.79	0.00	-66.85	-70.42	-69.37

11a40_Nss1,(6Mbps)_2TX **CSE-PK**

5795MHz

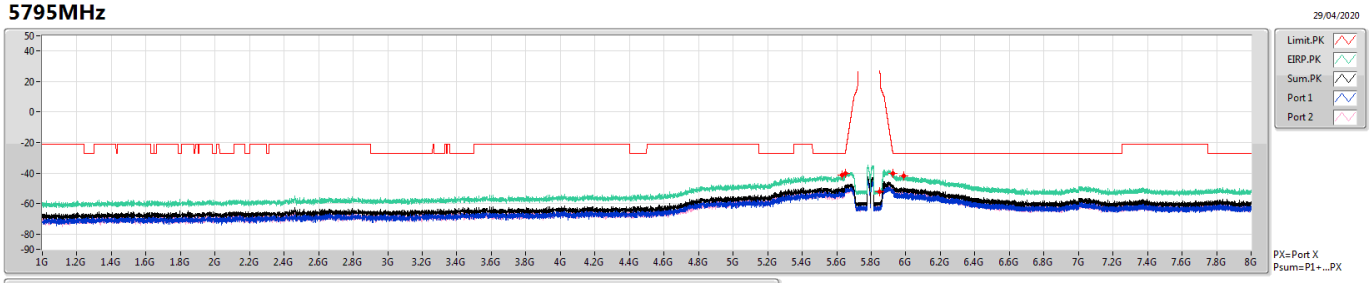

F-Start(Hz)	F-Stop(Hz)	RBW(Hz)	Type	Freq(Hz)	EIRP(dBm)	Limit(dBm)	Margin(dB)	DG(dBi)	Refl(dB)	Psum(dBm)	P1(dBm)	P2(dBm)
1G	5.645G	1M	PK	5.63165G	-41.52	-27.00	-14.52	7.63	0.00	-49.15	-51.71	-52.66
5.645G	5.725G	1M	PK	5.64868G	-40.39	-27.00	-13.39	7.63	0.00	-48.02	-51.40	-50.69
5.725G	5.85G	1M	PK	5.85G	-52.15	27.00	-79.15	7.63	0.00	-59.78	-61.90	-63.90
5.85G	5.93G	1M	PK	5.92584G	-40.03	-27.00	-13.03	7.63	0.00	-47.66	-52.17	-49.56
5.93G	8G	1M	PK	5.98615G	-41.74	-27.00	-14.74	7.63	0.00	-49.37	-53.67	-51.38

11a40_Nss1,(6Mbps)_2TX **CSE-AV**

5795MHz

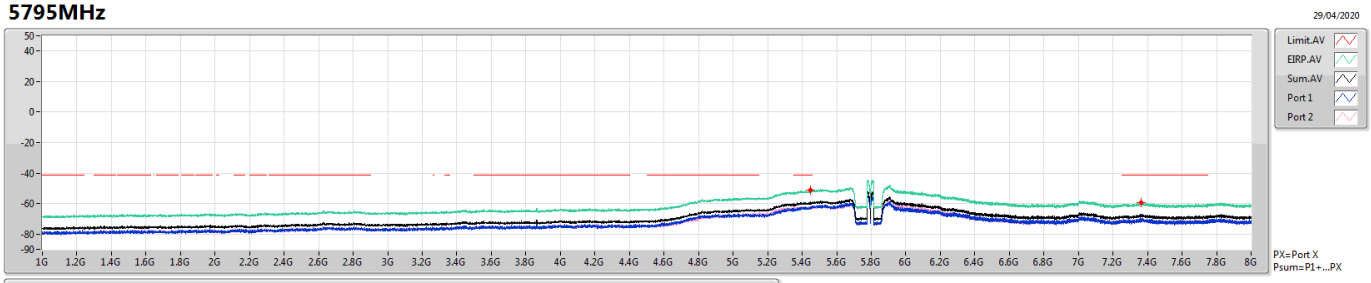

F-Start(Hz)	F-Stop(Hz)	RBW(Hz)	Type	Freq(Hz)	EIRP(dBm)	Limit(dBm)	Margin(dB)	DG(dBi)	Refl(dB)	Psum(dBm)	P1(dBm)	P2(dBm)
1G	5.645G	1M	AV	5.44701G	-51.36	-41.20	-10.16	7.63	0.00	-58.99	-62.10	-61.90
5.93G	8G	1M	AV	7.36089G	-59.55	-41.20	-18.35	7.63	0.00	-67.18	-70.37	-70.02

11a80_Nss1,(6Mbps)_2TX **CSE-PK**

5775MHz

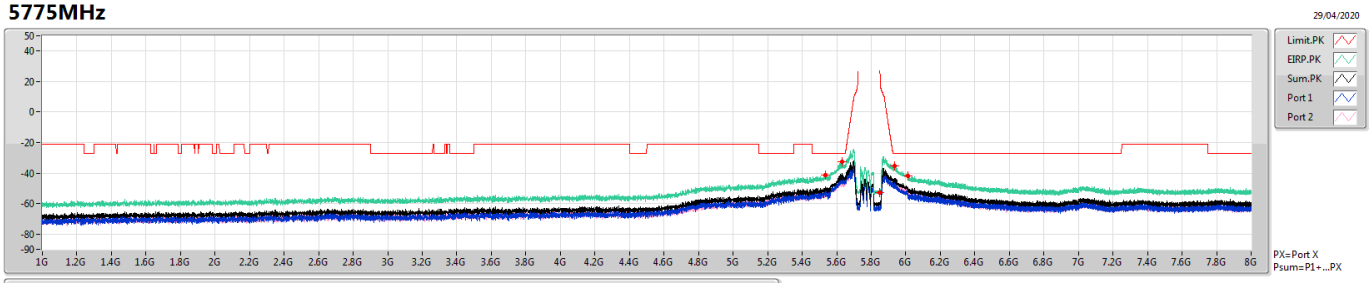

F-Start(Hz)	F-Stop(Hz)	RBW(Hz)	Type	Freq(Hz)	EIRP(dBm)	Limit(dBm)	Margin(dB)	DG(dBi)	Refl(dB)	Psum(dBm)	P1(dBm)	P2(dBm)
1G	5.565G	1M	PK	5.53305G	-41.11	-27.00	-14.11	7.79	0.00	-48.90	-50.31	-54.46
5.565G	5.725G	1M	PK	5.63028G	-32.67	-27.00	-5.67	7.79	0.00	-40.46	-42.19	-45.30
5.725G	5.85G	1M	PK	5.85G	-52.91	27.00	-79.91	7.79	0.00	-60.70	-63.43	-64.00
5.85G	6.01G	1M	PK	5.93736G	-35.46	-27.00	-8.46	7.79	0.00	-43.25	-46.56	-45.98
6.01G	8G	1M	PK	6.01025G	-41.88	-27.00	-14.88	7.79	0.00	-49.67	-54.13	-51.59

11a80_Nss1,(6Mbps)_2TX **CSE-AV**

5775MHz

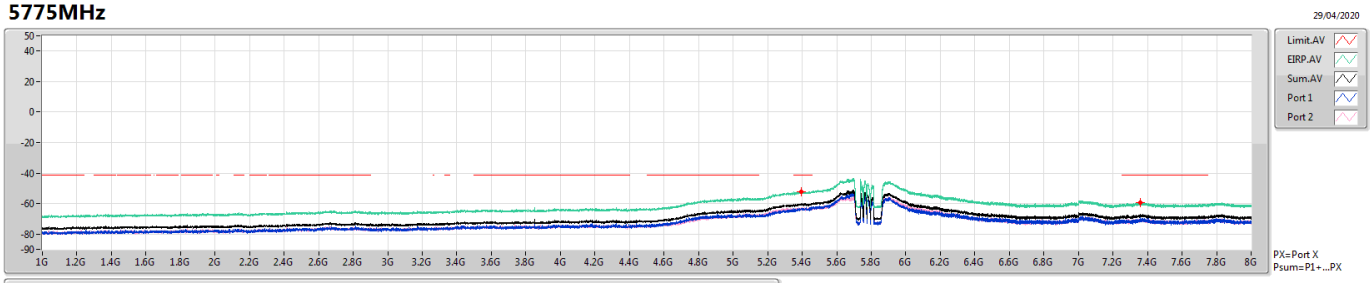

F-Start(Hz)	F-Stop(Hz)	RBW(Hz)	Type	Freq(Hz)	EIRP(dBm)	Limit(dBm)	Margin(dB)	DG(dBi)	Refl(dB)	Psum(dBm)	P1(dBm)	P2(dBm)
1G	5.565G	1M	AV	5.39324G	-52.03	-41.20	-10.83	7.79	0.00	-59.82	-62.94	-62.72
6.01G	8G	1M	AV	7.35997G	-59.44	-41.20	-18.24	7.79	0.00	-67.23	-69.45	-71.20

802.11ax HEW20_Nss1,(MCS0)_2TX **CSE-PK**

5745MHz

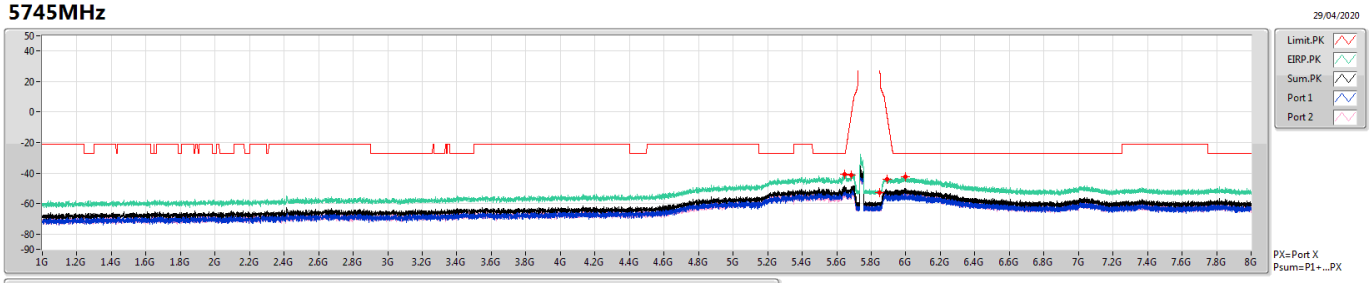

F-Start(Hz)	F-Stop(Hz)	RBW(Hz)	Type	Freq(Hz)	EIRP(dBm)	Limit(dBm)	Margin(dB)	DG(dBi)	Refl(dB)	Psum(dBm)	P1(dBm)	P2(dBm)
1G	5.685G	1M	PK	5.64811G	-40.79	-27.00	-13.79	7.79	0.00	-48.58	-50.25	-53.54
5.685G	5.725G	1M	PK	5.685G	-41.18	-1.10	-40.08	7.79	0.00	-48.97	-51.17	-52.97
5.725G	5.85G	1M	PK	5.85G	-52.95	27.00	-79.95	7.79	0.00	-60.74	-63.85	-63.65
5.85G	5.89G	1M	PK	5.89G	-43.93	-1.10	-42.83	7.79	0.00	-51.72	-55.83	-53.86
5.89G	8G	1M	PK	5.99708G	-42.34	-27.00	-15.34	7.79	0.00	-50.13	-52.63	-53.73

802.11ax HEW20_Nss1,(MCS0)_2TX **CSE-AV**

5745MHz

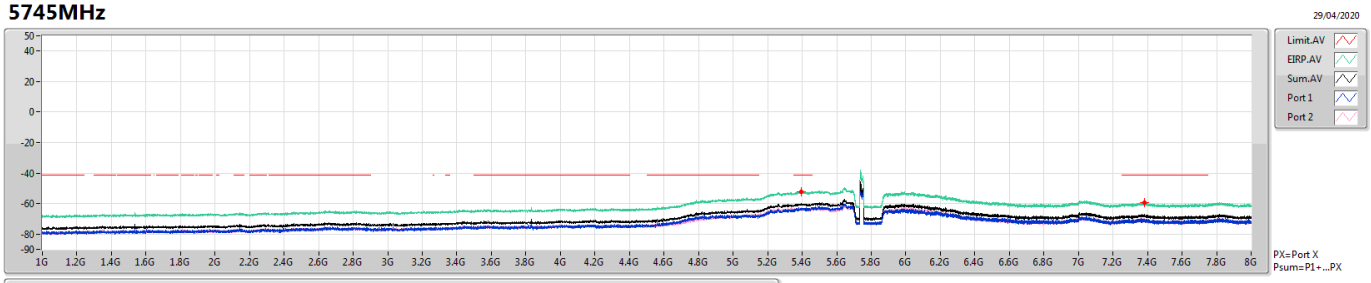

F-Start(Hz)	F-Stop(Hz)	RBW(Hz)	Type	Freq(Hz)	EIRP(dBm)	Limit(dBm)	Margin(dB)	DG(dBi)	Refl(dB)	Psum(dBm)	P1(dBm)	P2(dBm)
1G	5.685G	1M	AV	5.39512G	-52.06	-41.20	-10.86	7.79	0.00	-59.85	-63.19	-62.55
5.89G	8G	1M	AV	7.38362G	-59.39	-41.20	-18.19	7.79	0.00	-67.18	-70.97	-69.53

802.11ax HEW20_Nss1,(MCS0)_2TX **CSE-PK**

5785MHz

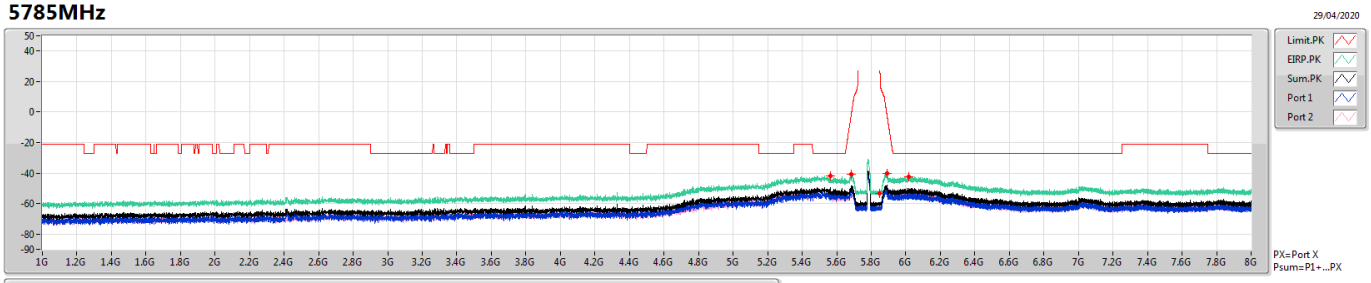

F-Start(Hz)	F-Stop(Hz)	RBW(Hz)	Type	Freq(Hz)	EIRP(dBm)	Limit(dBm)	Margin(dB)	DG(dBi)	Refl(dB)	Psum(dBm)	P1(dBm)	P2(dBm)
1G	5.685G	1M	PK	5.56319G	-41.75	-27.00	-14.75	7.63	0.00	-49.38	-52.80	-52.01
5.685G	5.725G	1M	PK	5.68532G	-40.90	-0.86	-40.04	7.63	0.00	-48.53	-50.49	-52.94
5.725G	5.85G	1M	PK	5.85G	-53.13	27.00	-80.13	7.63	0.00	-60.76	-63.47	-64.09
5.85G	5.89G	1M	PK	5.8896G	-40.35	-0.80	-39.55	7.63	0.00	-47.98	-51.69	-50.39
5.89G	8G	1M	PK	6.01634G	-42.24	-27.00	-15.24	7.63	0.00	-49.87	-54.12	-51.91

802.11ax HEW20_Nss1,(MCS0)_2TX **CSE-AV**

5785MHz

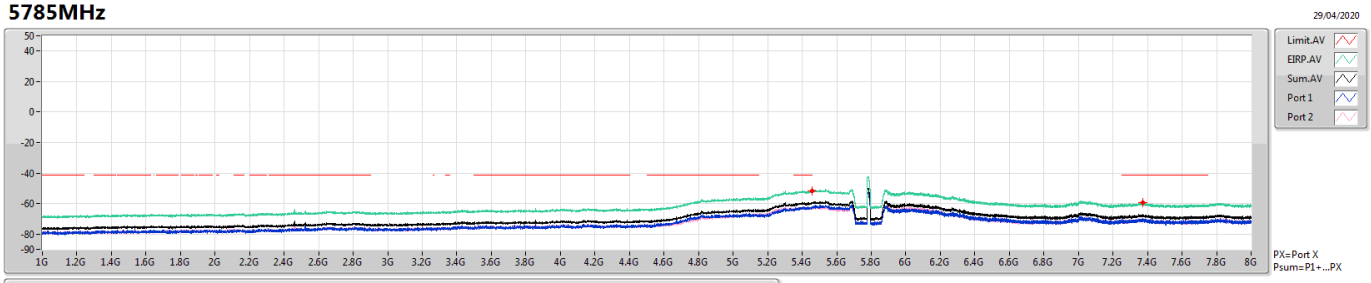

F-Start(Hz)	F-Stop(Hz)	RBW(Hz)	Type	Freq(Hz)	EIRP(dBm)	Limit(dBm)	Margin(dB)	DG(dBi)	Refl(dB)	Psum(dBm)	P1(dBm)	P2(dBm)
1G	5.685G	1M	AV	5.45719G	-51.80	-41.20	-10.60	7.63	0.00	-59.43	-61.95	-63.00
5.89G	8G	1M	AV	7.37201G	-59.47	-41.20	-18.27	7.63	0.00	-67.10	-70.43	-69.81

802.11ax HEW20_Nss1,(MCS0)_2TX **CSE-PK**

5825MHz

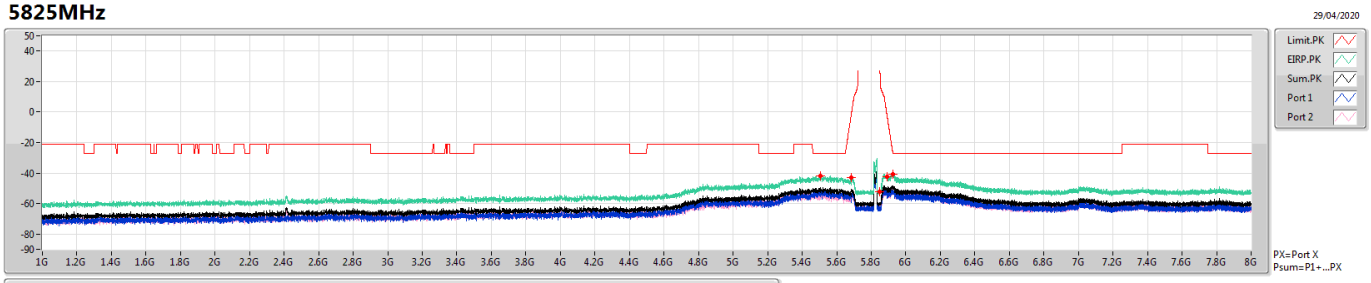

F-Start(Hz)	F-Stop(Hz)	RBW(Hz)	Type	Freq(Hz)	EIRP(dBm)	Limit(dBm)	Margin(dB)	DG(dBi)	Refl(dB)	Psum(dBm)	P1(dBm)	P2(dBm)
1G	5.685G	1M	PK	5.50814G	-41.98	-27.00	-14.98	7.63	0.00	-49.61	-53.12	-52.18
5.685G	5.725G	1M	PK	5.68524G	-43.11	-0.92	-42.19	7.63	0.00	-50.74	-53.25	-54.31
5.725G	5.85G	1M	PK	5.85G	-52.48	27.00	-79.48	7.63	0.00	-60.11	-62.61	-63.70
5.85G	5.89G	1M	PK	5.89G	-42.37	-1.10	-41.27	7.63	0.00	-50.00	-53.00	-53.03
5.89G	8G	1M	PK	5.92798G	-40.65	-27.00	-13.65	7.63	0.00	-48.28	-50.75	-51.91

802.11ax HEW20_Nss1,(MCS0)_2TX **CSE-AV**

5825MHz

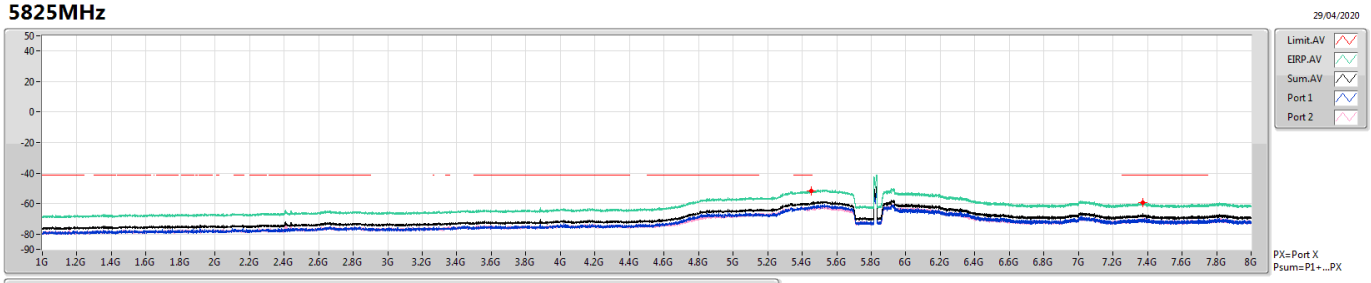

F-Start(Hz)	F-Stop(Hz)	RBW(Hz)	Type	Freq(Hz)	EIRP(dBm)	Limit(dBm)	Margin(dB)	DG(dBi)	Refl(dB)	Psum(dBm)	P1(dBm)	P2(dBm)
1G	5.685G	1M	AV	5.45426G	-51.74	-41.20	-10.54	7.63	0.00	-59.37	-62.31	-62.45
5.89G	8G	1M	AV	7.37254G	-59.12	-41.20	-17.92	7.63	0.00	-66.75	-70.07	-69.48

802.11ax HEW40_Nss1,(MCS0)_2TX **CSE-PK**

5755MHz

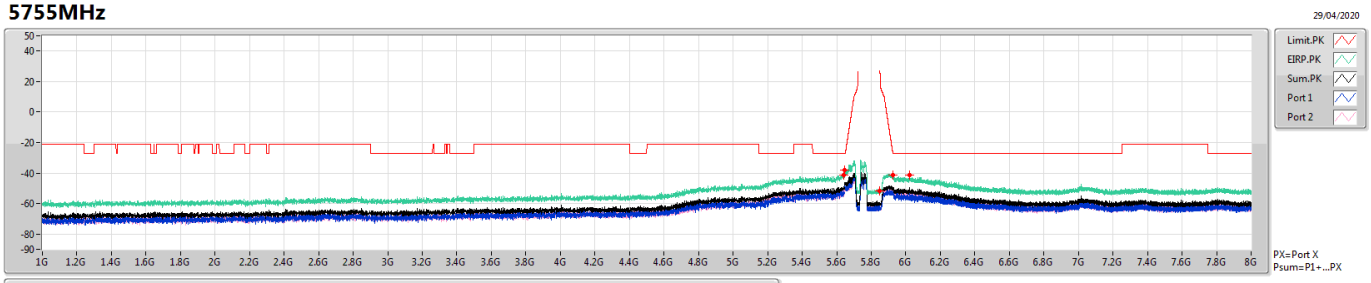

F-Start(Hz)	F-Stop(Hz)	RBW(Hz)	Type	Freq(Hz)	EIRP(dBm)	Limit(dBm)	Margin(dB)	DG(dBi)	Refl(dB)	Psum(dBm)	P1(dBm)	P2(dBm)
1G	5.645G	1M	PK	5.64036G	-41.09	-27.00	-14.09	7.79	0.00	-48.88	-53.63	-50.65
5.645G	5.725G	1M	PK	5.64548G	-38.26	-27.00	-11.26	7.79	0.00	-46.05	-50.03	-48.27
5.725G	5.85G	1M	PK	5.85G	-51.66	27.00	-78.66	7.79	0.00	-59.45	-61.56	-63.60
5.85G	5.93G	1M	PK	5.92664G	-41.56	-27.00	-14.56	7.79	0.00	-49.35	-52.44	-52.29
5.93G	8G	1M	PK	6.02005G	-41.58	-27.00	-14.58	7.79	0.00	-49.37	-52.75	-52.04

802.11ax HEW40_Nss1,(MCS0)_2TX **CSE-AV**

5755MHz

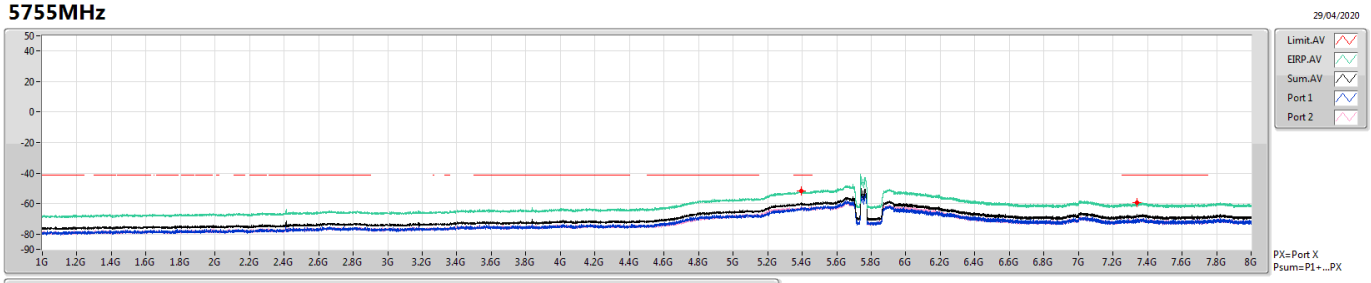

F-Start(Hz)	F-Stop(Hz)	RBW(Hz)	Type	Freq(Hz)	EIRP(dBm)	Limit(dBm)	Margin(dB)	DG(dBi)	Refl(dB)	Psum(dBm)	P1(dBm)	P2(dBm)
1G	5.645G	1M	AV	5.39359G	-51.74	-41.20	-10.54	7.79	0.00	-59.53	-61.99	-63.17
5.93G	8G	1M	AV	7.33915G	-59.29	-41.20	-18.09	7.79	0.00	-67.08	-69.82	-70.37

802.11ax HEW40_Nss1,(MCS0)_2TX **CSE-PK**

5795MHz

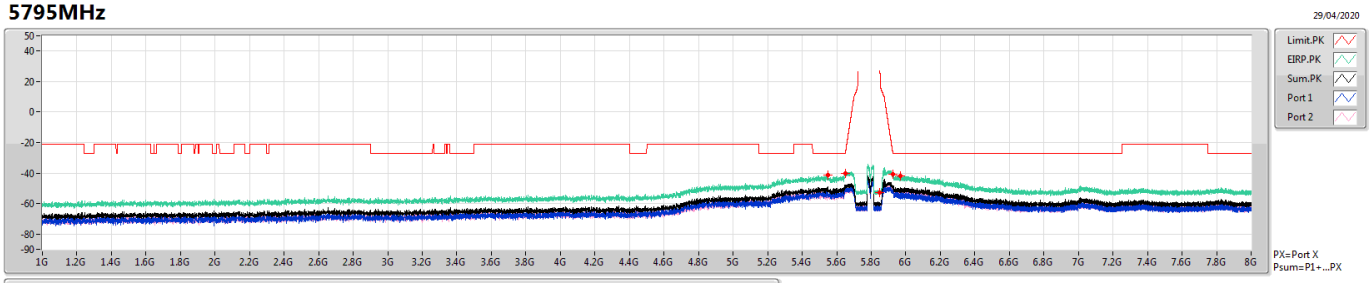

F-Start(Hz)	F-Stop(Hz)	RBW(Hz)	Type	Freq(Hz)	EIRP(dBm)	Limit(dBm)	Margin(dB)	DG(dBi)	Refl(dB)	Psum(dBm)	P1(dBm)	P2(dBm)
1G	5.645G	1M	PK	5.54978G	-41.48	-27.00	-14.48	7.63	0.00	-49.11	-52.29	-51.95
5.645G	5.725G	1M	PK	5.64884G	-40.36	-27.00	-13.36	7.63	0.00	-47.99	-50.65	-51.39
5.725G	5.85G	1M	PK	5.85G	-53.01	27.00	-80.01	7.63	0.00	-60.64	-63.81	-63.50
5.85G	5.93G	1M	PK	5.92648G	-40.70	-27.00	-13.70	7.63	0.00	-48.33	-50.59	-52.25
5.93G	8G	1M	PK	5.97088G	-41.66	-27.00	-14.66	7.63	0.00	-49.29	-52.95	-51.73

802.11ax HEW40_Nss1,(MCS0)_2TX **CSE-AV**

5795MHz

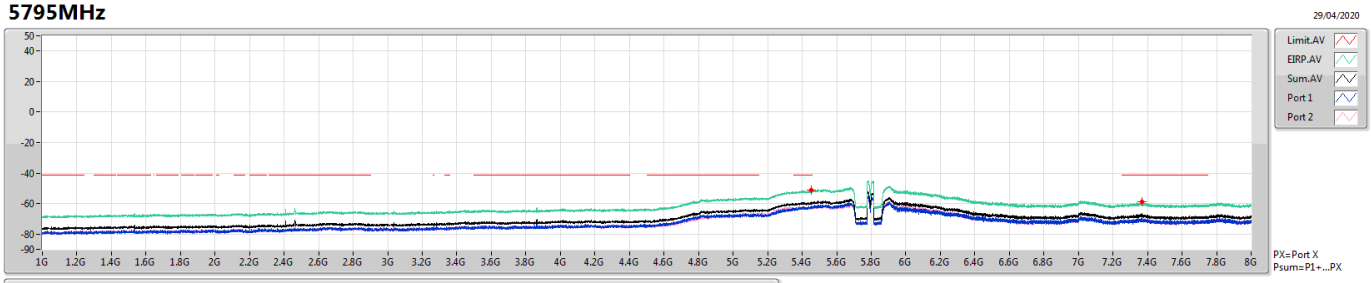

F-Start(Hz)	F-Stop(Hz)	RBW(Hz)	Type	Freq(Hz)	EIRP(dBm)	Limit(dBm)	Margin(dB)	DG(dBi)	Refl(dB)	Psum(dBm)	P1(dBm)	P2(dBm)
1G	5.645G	1M	AV	5.45456G	-51.33	-41.20	-10.13	7.63	0.00	-58.96	-61.51	-62.48
5.93G	8G	1M	AV	7.36684G	-59.02	-41.20	-17.82	7.63	0.00	-66.65	-69.41	-69.93

802.11ax HEW80_Nss1,(MCS0)_2TX **CSE-PK**

5775MHz

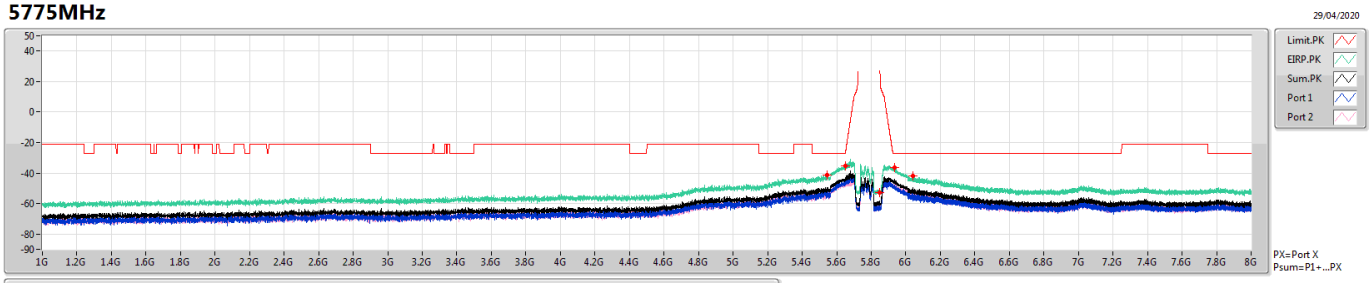

F-Start(Hz)	F-Stop(Hz)	RBW(Hz)	Type	Freq(Hz)	EIRP(dBm)	Limit(dBm)	Margin(dB)	DG(dBi)	Refl(dB)	Psum(dBm)	P1(dBm)	P2(dBm)
1G	5.565G	1M	PK	5.54389G	-41.49	-27.00	-14.49	7.79	0.00	-49.28	-51.87	-52.76
5.565G	5.725G	1M	PK	5.64948G	-35.11	-27.00	-8.11	7.79	0.00	-42.90	-44.48	-48.05
5.725G	5.85G	1M	PK	5.85G	-52.99	27.00	-79.99	7.79	0.00	-60.78	-63.72	-63.87
5.85G	6.01G	1M	PK	5.93416G	-36.40	-27.00	-9.40	7.79	0.00	-44.19	-48.38	-46.27
6.01G	8G	1M	PK	6.0401G	-41.92	-27.00	-14.92	7.79	0.00	-49.71	-54.08	-51.69

802.11ax HEW80_Nss1,(MCS0)_2TX **CSE-AV**

5775MHz

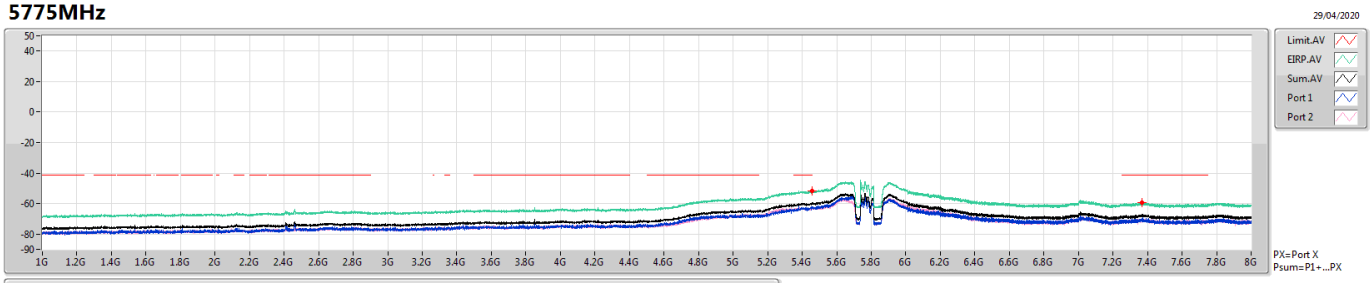

F-Start(Hz)	F-Stop(Hz)	RBW(Hz)	Type	Freq(Hz)	EIRP(dBm)	Limit(dBm)	Margin(dB)	DG(dBi)	Refl(dB)	Psum(dBm)	P1(dBm)	P2(dBm)
1G	5.565G	1M	AV	5.45544G	-51.73	-41.20	-10.53	7.79	0.00	-59.52	-62.18	-62.91
6.01G	8G	1M	AV	7.36917G	-59.20	-41.20	-18.00	7.79	0.00	-66.99	-69.96	-70.04

For Conducted Harmonic (8~40GHz):

Summary

Mode	Result	F-Start (Hz)	F-Stop (Hz)	Type	Freq (Hz)	DG (dBi)	P1 (dBm)	P2 (dBm)	Psum (dBm)	EIRP (dBm)	Limit (dBm)	Margin (dB)
5.725-5.85GHz	-	-	-	-	-	-	-	-	-	-	-	-
11a20_Nss1,(6Mbps)_2TX	Pass	12G	40G	PK	17.236G	7.79	-42.95	-60.28	-42.87	-35.08	-27.00	-8.08
11a40_Nss1,(6Mbps)_2TX	Pass	12G	40G	PK	17.1415G	7.79	-45.57	-53.43	-44.91	-37.12	-27.00	-10.12
11a80_Nss1,(6Mbps)_2TX	Pass	12G	40G	PK	17.306G	7.79	-50.51	-54.33	-49.00	-41.21	-27.00	-14.21
802.11ax HEW20_Nss1,(MCS0)_2TX	Pass	12G	40G	PK	17.2325G	7.79	-43.74	-59.29	-43.62	-35.83	-27.00	-8.83
802.11ax HEW40_Nss1,(MCS0)_2TX	Pass	12G	40G	PK	17.3935G	7.63	-46.81	-55.83	-46.30	-38.67	-27.00	-11.67
802.11ax HEW80_Nss1,(MCS0)_2TX	Pass	12G	40G	PK	17.3235G	7.79	-47.77	-60.15	-47.53	-39.74	-27.00	-12.74

DG = Directional Gain;
PX=Port X; **Psum**=P1+.P2+...PX

Result

Mode	Result	F-Start (Hz)	F-Stop (Hz)	Type	Freq (Hz)	DG (dBi)	P1 (dBm)	P2 (dBm)	Psum (dBm)	EIRP (dBm)	Limit (dBm)	Margin (dB)
11a20_Nss1,(6Mbps)_2TX	-	-	-	-	-	-	-	-	-	-	-	-
5745MHz	Pass	8G	12G	AV	11.49G	7.79	-73.90	-67.38	-66.51	-58.72	-41.20	-17.52
5745MHz	Pass	12G	40G	AV	39.811G	7.79	-67.93	-69.33	-65.56	-57.77	-41.20	-16.57
5745MHz	Pass	8G	12G	PK	11.484G	7.79	-68.56	-56.53	-56.27	-48.48	-21.20	-27.28
5745MHz	Pass	12G	40G	PK	17.236G	7.79	-42.95	-60.28	-42.87	-35.08	-27.00	-8.08
5785MHz	Pass	8G	12G	AV	11.571G	7.63	-73.18	-67.60	-66.54	-58.91	-41.20	-17.71
5785MHz	Pass	12G	40G	AV	39.8845G	7.63	-68.98	-68.58	-65.77	-58.14	-41.20	-16.94
5785MHz	Pass	8G	12G	PK	11.5685G	7.63	-64.11	-56.92	-56.16	-48.53	-21.20	-27.33
5785MHz	Pass	12G	40G	PK	17.3585G	7.63	-45.90	-51.26	-44.79	-37.16	-27.00	-10.16
5825MHz	Pass	8G	12G	AV	11.65G	7.63	-73.60	-67.80	-66.79	-59.16	-41.20	-17.96
5825MHz	Pass	12G	40G	AV	39.846G	7.63	-68.63	-68.27	-65.44	-57.81	-41.20	-16.61
5825MHz	Pass	8G	12G	PK	11.651G	7.63	-65.71	-57.58	-56.96	-49.33	-21.20	-28.13
5825MHz	Pass	12G	40G	PK	17.4775G	7.63	-44.37	-48.39	-42.92	-35.29	-27.00	-8.29
11a40_Nss1,(6Mbps)_2TX	-	-	-	-	-	-	-	-	-	-	-	-
5755MHz	Pass	8G	12G	AV	11.5115G	7.79	-77.67	-69.74	-69.09	-61.30	-41.20	-20.10
5755MHz	Pass	12G	40G	AV	39.853G	7.79	-67.74	-68.92	-65.28	-57.49	-41.20	-16.29
5755MHz	Pass	8G	12G	PK	11.42G	7.79	-65.16	-58.76	-57.86	-50.07	-21.20	-28.87
5755MHz	Pass	8G	12G	PK	11.5075G	7.79	-68.20	-67.16	-64.64	-56.85	-21.20	-35.65
5755MHz	Pass	12G	40G	PK	17.1415G	7.79	-45.57	-53.43	-44.91	-37.12	-27.00	-10.12
5795MHz	Pass	8G	12G	AV	11.5905G	7.63	-74.20	-73.15	-70.63	-63.00	-41.20	-21.80
5795MHz	Pass	12G	40G	AV	38.7645G	7.63	-68.08	-69.06	-65.53	-57.90	-41.20	-16.70
5795MHz	Pass	8G	12G	PK	10.0145G	7.63	-69.12	-65.42	-63.88	-56.25	-27.00	-29.25
5795MHz	Pass	8G	12G	PK	11.5905G	7.63	-67.91	-59.86	-59.23	-51.60	-21.20	-30.40
5795MHz	Pass	12G	40G	PK	17.3795G	7.63	-49.96	-54.73	-48.71	-41.08	-27.00	-14.08
11a80_Nss1,(6Mbps)_2TX	-	-	-	-	-	-	-	-	-	-	-	-
5775MHz	Pass	8G	12G	AV	11.5665G	7.79	-76.48	-71.59	-70.37	-62.58	-41.20	-21.38
5775MHz	Pass	12G	40G	AV	39.8845G	7.79	-68.76	-68.57	-65.65	-57.86	-41.20	-16.66
5775MHz	Pass	8G	12G	PK	10.0345G	7.79	-65.16	-69.51	-63.80	-56.01	-27.00	-29.01
5775MHz	Pass	8G	12G	PK	11.5615G	7.79	-67.00	-62.09	-60.87	-53.08	-21.20	-31.88
5775MHz	Pass	12G	40G	PK	17.306G	7.79	-50.51	-54.33	-49.00	-41.21	-27.00	-14.21
802.11ax HEW20_Nss1,(MCS0)_2TX	-	-	-	-	-	-	-	-	-	-	-	-
5745MHz	Pass	8G	12G	AV	11.49G	7.79	-73.85	-67.81	-66.84	-59.05	-41.20	-17.85
5745MHz	Pass	12G	40G	AV	39.832G	7.79	-68.89	-68.13	-65.48	-57.69	-41.20	-16.49
5745MHz	Pass	8G	12G	PK	11.4885G	7.79	-64.14	-58.25	-57.25	-49.46	-21.20	-28.26
5745MHz	Pass	12G	40G	PK	17.2325G	7.79	-43.74	-59.29	-43.62	-35.83	-27.00	-8.83
5785MHz	Pass	8G	12G	AV	11.49G	7.63	-72.34	-68.05	-66.68	-59.05	-41.20	-17.85
5785MHz	Pass	8G	12G	AV	11.573G	7.63	-77.67	-77.41	-74.53	-66.90	-41.20	-25.70
5785MHz	Pass	12G	40G	AV	39.86G	7.63	-68.37	-68.81	-65.57	-57.94	-41.20	-16.74
5785MHz	Pass	8G	12G	PK	10.015G	7.63	-66.69	-66.88	-63.77	-56.14	-27.00	-29.14
5785MHz	Pass	8G	12G	PK	11.5755G	7.63	-67.91	-70.29	-65.93	-58.30	-21.20	-37.10
5785MHz	Pass	12G	40G	PK	17.2325G	7.63	-44.56	-58.62	-44.39	-36.76	-27.00	-9.76
5825MHz	Pass	8G	12G	AV	11.6515G	7.63	-75.00	-67.49	-66.78	-59.15	-41.20	-17.95
5825MHz	Pass	12G	40G	AV	39.8425G	7.63	-68.27	-69.00	-65.61	-57.98	-41.20	-16.78
5825MHz	Pass	8G	12G	PK	11.6505G	7.63	-64.39	-57.50	-56.69	-49.06	-21.20	-27.86
5825MHz	Pass	12G	40G	PK	17.4705G	7.63	-44.96	-49.99	-43.77	-36.14	-27.00	-9.14
802.11ax HEW40_Nss1,(MCS0)_2TX	-	-	-	-	-	-	-	-	-	-	-	-
5755MHz	Pass	8G	12G	AV	11.51G	7.79	-75.64	-69.00	-68.15	-60.36	-41.20	-19.16
5755MHz	Pass	12G	40G	AV	39.853G	7.79	-68.36	-69.12	-65.71	-57.92	-41.20	-16.72
5755MHz	Pass	8G	12G	PK	10.5905G	7.79	-67.50	-66.17	-63.77	-55.98	-27.00	-28.98
5755MHz	Pass	8G	12G	PK	11.516G	7.79	-69.11	-59.62	-59.16	-51.37	-21.20	-30.17
5755MHz	Pass	12G	40G	PK	17.264G	7.79	-47.62	-53.80	-46.68	-38.89	-27.00	-11.89
5795MHz	Pass	8G	12G	AV	11.576G	7.63	-76.22	-72.00	-70.61	-62.98	-41.20	-21.78

Mode	Result	F-Start (Hz)	F-Stop (Hz)	Type	Freq (Hz)	DG (dBi)	P1 (dBm)	P2 (dBm)	Psum (dBm)	EIRP (dBm)	Limit (dBm)	Margin (dB)
5795MHz	Pass	12G	40G	AV	39.8495G	7.63	-68.28	-68.59	-65.42	-57.79	-41.20	-16.59
5795MHz	Pass	8G	12G	PK	10.5615G	7.63	-67.13	-67.36	-64.23	-56.60	-27.00	-29.60
5795MHz	Pass	8G	12G	PK	11.581G	7.63	-66.67	-62.65	-61.20	-53.57	-21.20	-32.37
5795MHz	Pass	12G	40G	PK	17.3935G	7.63	-46.81	-55.83	-46.30	-38.67	-27.00	-11.67
802.11ax HEW80_Nss1,(MCS0)_2TX	-	-	-	-	-	-	-	-	-	-	-	-
5775MHz	Pass	8G	12G	AV	11.5675G	7.79	-77.08	-72.30	-71.05	-63.26	-41.20	-22.06
5775MHz	Pass	12G	40G	AV	39.86G	7.79	-68.62	-68.22	-65.41	-57.62	-41.20	-16.42
5775MHz	Pass	8G	12G	PK	10.5805G	7.79	-66.99	-66.66	-63.81	-56.02	-27.00	-29.02
5775MHz	Pass	8G	12G	PK	11.558G	7.79	-67.58	-63.60	-62.14	-54.35	-21.20	-33.15
5775MHz	Pass	12G	40G	PK	17.3235G	7.79	-47.77	-60.15	-47.53	-39.74	-27.00	-12.74

DG = Directional Gain;
PX=Port X; **Psum**=P1+.P2+...PX

11a20_Nss1,(6Mbps)_2TX **CSE-PK**

5745MHz

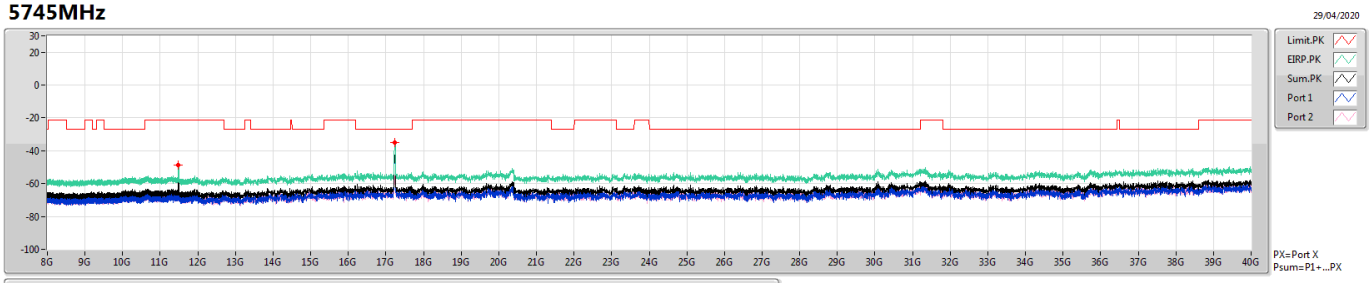

F-Start(Hz)	F-Stop(Hz)	RBW(Hz)	Type	Freq(Hz)	EIRP(dBm)	Limit(dBm)	Margin(dB)	DG(dBi)	Refl(dB)	Psum(dBm)	P1(dBm)	P2(dBm)
8G	12G	1M	PK	11.484G	-48.48	-21.20	-27.28	7.79	0.00	-56.27	-68.56	-56.53
12G	40G	1M	PK	17.236G	-35.08	-27.00	-8.08	7.79	0.00	-42.87	-42.95	-60.28

11a20_Nss1,(6Mbps)_2TX **CSE-AV**

5745MHz

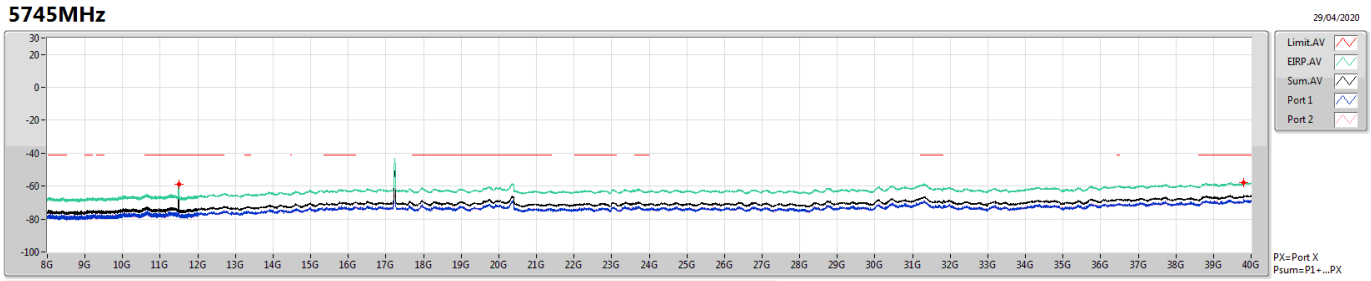

F-Start(Hz)	F-Stop(Hz)	RBW(Hz)	Type	Freq(Hz)	EIRP(dBm)	Limit(dBm)	Margin(dB)	DG(dBi)	Refl(dB)	Psum(dBm)	P1(dBm)	P2(dBm)
8G	12G	1M	AV	11.49G	-58.72	-41.20	-17.52	7.79	0.00	-66.51	-73.90	-67.38
12G	40G	1M	AV	39.811G	-57.77	-41.20	-16.57	7.79	0.00	-65.56	-67.93	-69.33

11a20_Nss1,(6Mbps)_2TX **CSE-PK**

5785MHz

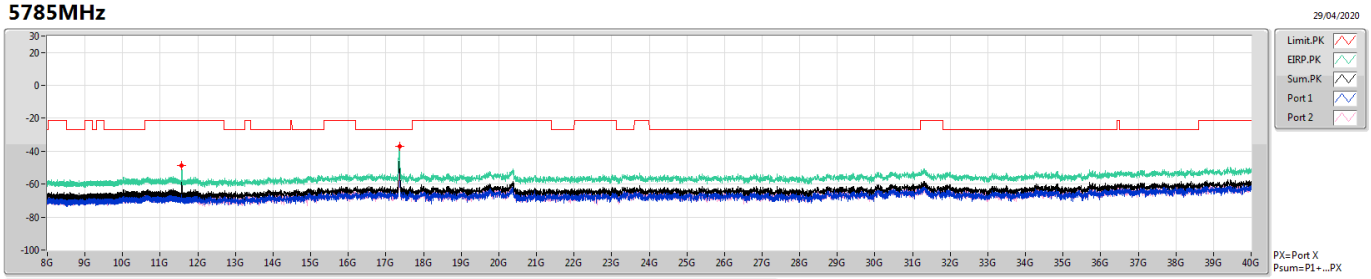

F-Start(Hz)	F-Stop(Hz)	RBW(Hz)	Type	Freq(Hz)	EIRP(dBm)	Limit(dBm)	Margin(dB)	DG(dBi)	Refl(dB)	Psum(dBm)	P1(dBm)	P2(dBm)
8G	12G	1M	PK	11.5685G	-48.53	-21.20	-27.33	7.63	0.00	-56.16	-64.11	-56.92
12G	40G	1M	PK	17.3585G	-37.16	-27.00	-10.16	7.63	0.00	-44.79	-45.90	-51.26

11a20_Nss1,(6Mbps)_2TX **CSE-AV**

5785MHz

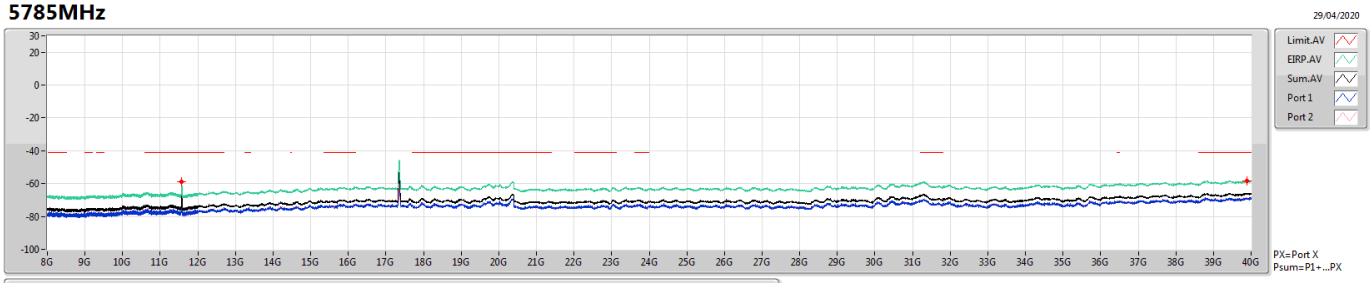

F-Start(Hz)	F-Stop(Hz)	RBW(Hz)	Type	Freq(Hz)	EIRP(dBm)	Limit(dBm)	Margin(dB)	DG(dBi)	Refl(dB)	Psum(dBm)	P1(dBm)	P2(dBm)
8G	12G	1M	AV	11.571G	-58.91	-41.20	-17.71	7.63	0.00	-66.54	-73.18	-67.60
12G	40G	1M	AV	39.8845G	-58.14	-41.20	-16.94	7.63	0.00	-65.77	-68.98	-68.58

11a20_Nss1,(6Mbps)_2TX **CSE-PK**

5825MHz

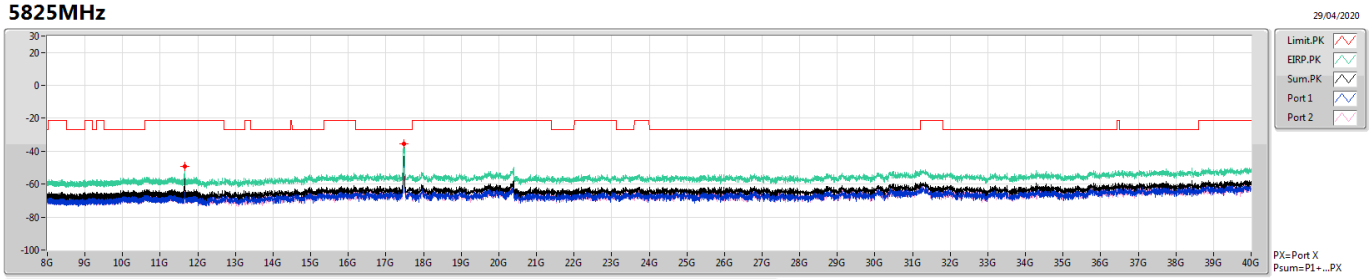

F-Start(Hz)	F-Stop(Hz)	RBW(Hz)	Type	Freq(Hz)	EIRP(dBm)	Limit(dBm)	Margin(dB)	DG(dBi)	Refl(dB)	Psum(dBm)	P1(dBm)	P2(dBm)
8G	12G	1M	PK	11.651G	-49.33	-21.20	-28.13	7.63	0.00	-56.96	-65.71	-57.58
12G	40G	1M	PK	17.4775G	-35.29	-27.00	-8.29	7.63	0.00	-42.92	-44.37	-48.39

11a20_Nss1,(6Mbps)_2TX **CSE-AV**

5825MHz

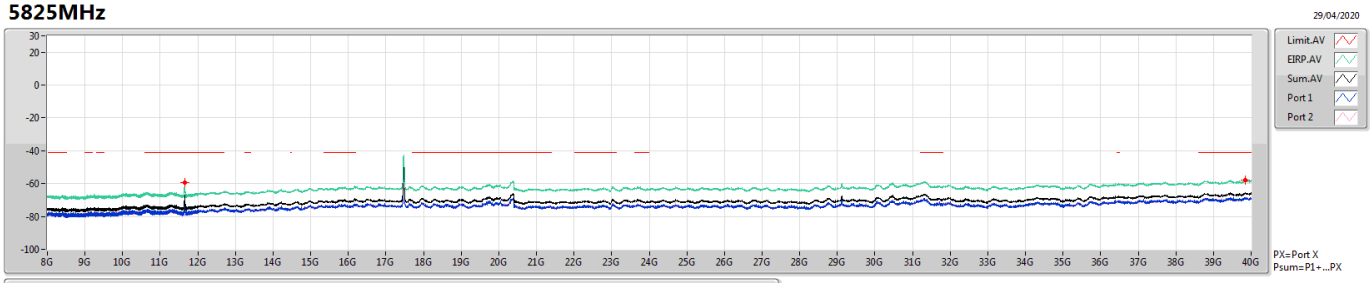

F-Start(Hz)	F-Stop(Hz)	RBW(Hz)	Type	Freq(Hz)	EIRP(dBm)	Limit(dBm)	Margin(dB)	DG(dBi)	Refl(dB)	Psum(dBm)	P1(dBm)	P2(dBm)
8G	12G	1M	AV	11.65G	-59.16	-41.20	-17.96	7.63	0.00	-66.79	-73.60	-67.80
12G	40G	1M	AV	39.846G	-57.81	-41.20	-16.61	7.63	0.00	-65.44	-68.63	-68.27

11a40_Nss1,(6Mbps)_2TX **CSE-PK**

5755MHz

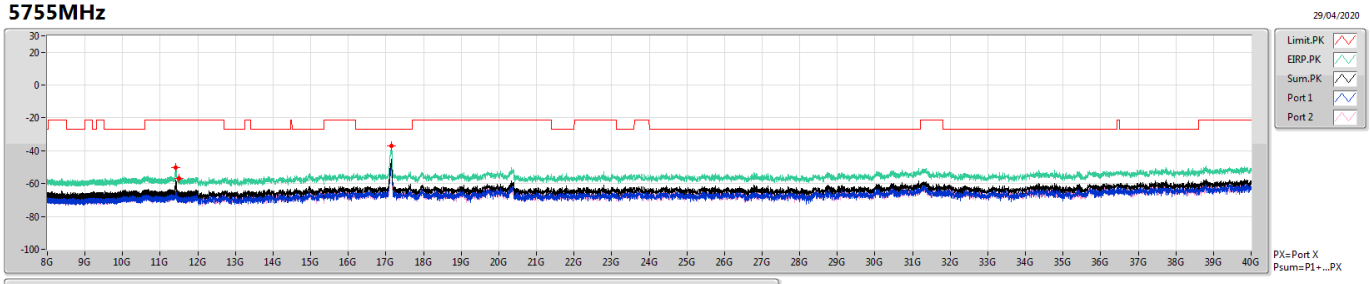

F-Start(Hz)	F-Stop(Hz)	RBW(Hz)	Type	Freq(Hz)	EIRP(dBm)	Limit(dBm)	Margin(dB)	DG(dBi)	Refl(dB)	Psum(dBm)	P1(dBm)	P2(dBm)
8G	12G	1M	PK	11.42G	-50.07	-21.20	-28.87	7.79	0.00	-57.86	-65.16	-58.76
8G	12G	1M	PK	11.5075G	-56.85	-21.20	-35.65	7.79	0.00	-64.64	-68.20	-67.16
12G	40G	1M	PK	17.1415G	-37.12	-27.00	-10.12	7.79	0.00	-44.91	-45.57	-53.43

11a40_Nss1,(6Mbps)_2TX **CSE-AV**

5755MHz

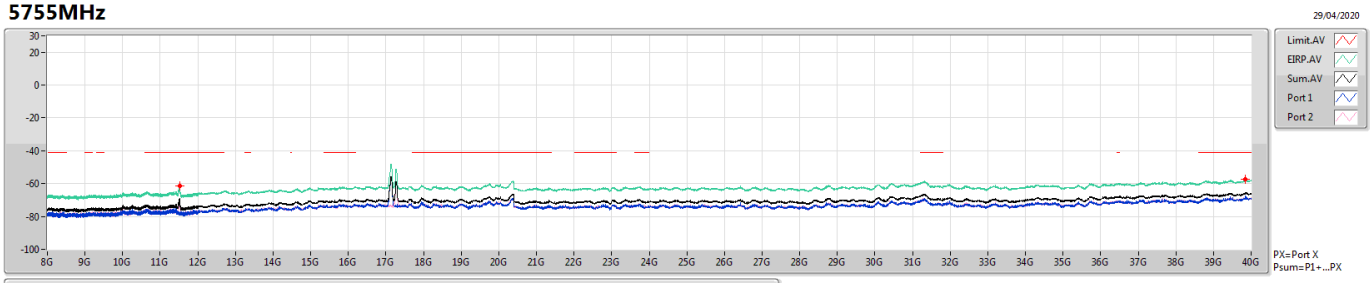

F-Start(Hz)	F-Stop(Hz)	RBW(Hz)	Type	Freq(Hz)	EIRP(dBm)	Limit(dBm)	Margin(dB)	DG(dBi)	Refl(dB)	Psum(dBm)	P1(dBm)	P2(dBm)
8G	12G	1M	AV	11.5115G	-61.30	-41.20	-20.10	7.79	0.00	-69.09	-77.67	-69.74
12G	40G	1M	AV	39.853G	-57.49	-41.20	-16.29	7.79	0.00	-65.28	-67.74	-68.92

11a40_Nss1,(6Mbps)_2TX **CSE-PK**

5795MHz

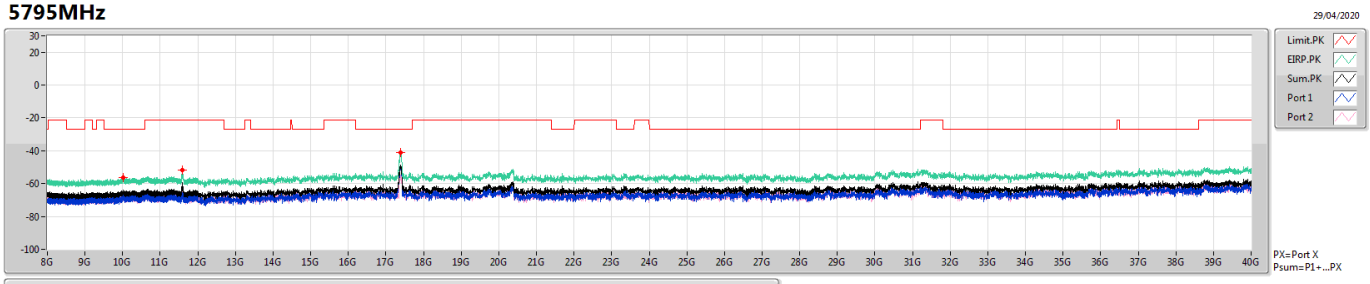

F-Start(Hz)	F-Stop(Hz)	RBW(Hz)	Type	Freq(Hz)	EIRP(dBm)	Limit(dBm)	Margin(dB)	DG(dBi)	Refl(dB)	Psum(dBm)	P1(dBm)	P2(dBm)
8G	12G	1M	PK	10.0145G	-56.25	-27.00	-29.25	7.63	0.00	-63.88	-69.12	-65.42
8G	12G	1M	PK	11.5905G	-51.60	-21.20	-30.40	7.63	0.00	-59.23	-67.91	-59.86
12G	40G	1M	PK	17.3795G	-41.08	-27.00	-14.08	7.63	0.00	-48.71	-49.96	-54.73

11a40_Nss1,(6Mbps)_2TX **CSE-AV**

5795MHz

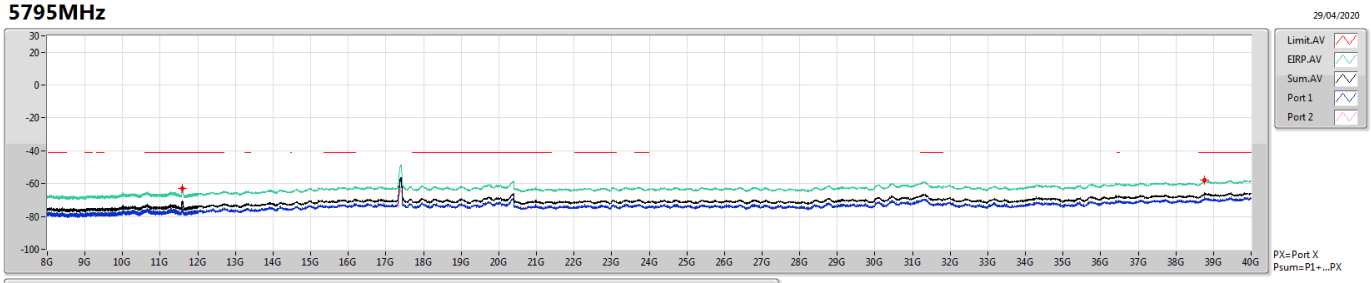

F-Start(Hz)	F-Stop(Hz)	RBW(Hz)	Type	Freq(Hz)	EIRP(dBm)	Limit(dBm)	Margin(dB)	DG(dBi)	Refl(dB)	Psum(dBm)	P1(dBm)	P2(dBm)
8G	12G	1M	AV	11.5905G	-63.00	-41.20	-21.80	7.63	0.00	-70.63	-74.20	-73.15
12G	40G	1M	AV	38.7645G	-57.90	-41.20	-16.70	7.63	0.00	-65.53	-68.08	-69.06

11a80_Nss1,(6Mbps)_2TX **CSE-PK**

5775MHz

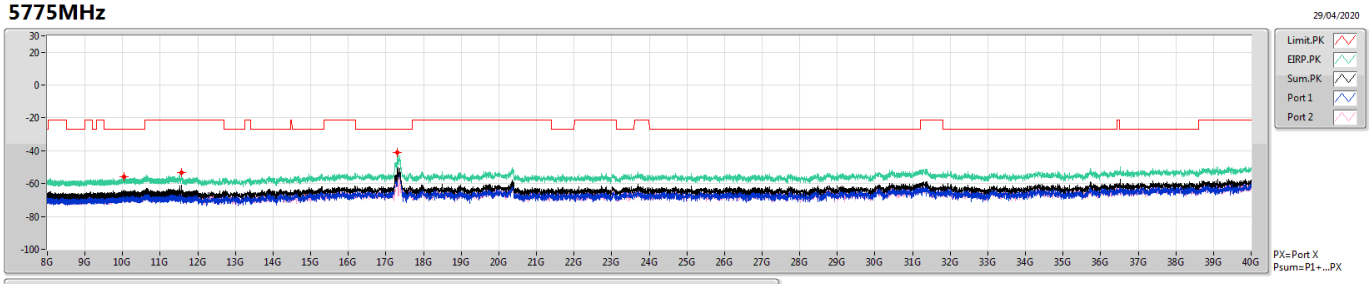

F-Start(Hz)	F-Stop(Hz)	RBW(Hz)	Type	Freq(Hz)	EIRP(dBm)	Limit(dBm)	Margin(dB)	DG(dBi)	Refl(dB)	Psum(dBm)	P1(dBm)	P2(dBm)
8G	12G	1M	PK	10.0345G	-56.01	-27.00	-29.01	7.79	0.00	-63.80	-65.16	-69.51
8G	12G	1M	PK	11.5615G	-53.08	-21.20	-31.88	7.79	0.00	-60.87	-67.00	-62.09
12G	40G	1M	PK	17.306G	-41.21	-27.00	-14.21	7.79	0.00	-49.00	-50.51	-54.33

11a80_Nss1,(6Mbps)_2TX **CSE-AV**

5775MHz

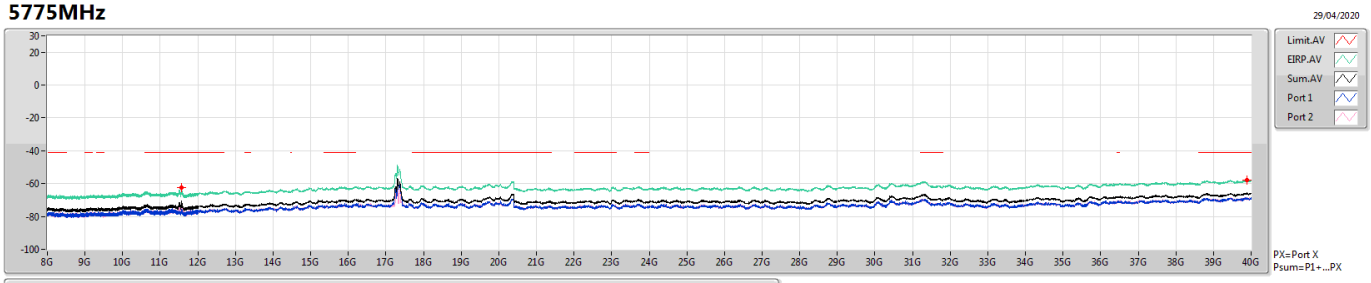

F-Start(Hz)	F-Stop(Hz)	RBW(Hz)	Type	Freq(Hz)	EIRP(dBm)	Limit(dBm)	Margin(dB)	DG(dBi)	Refl(dB)	Psum(dBm)	P1(dBm)	P2(dBm)
8G	12G	1M	AV	11.5665G	-62.58	-41.20	-21.38	7.79	0.00	-70.37	-76.48	-71.59
12G	40G	1M	AV	39.8845G	-57.86	-41.20	-16.66	7.79	0.00	-65.65	-68.76	-68.57

802.11ax HEW20_Nss1,(MCS0)_2TX **CSE-PK**

5745MHz

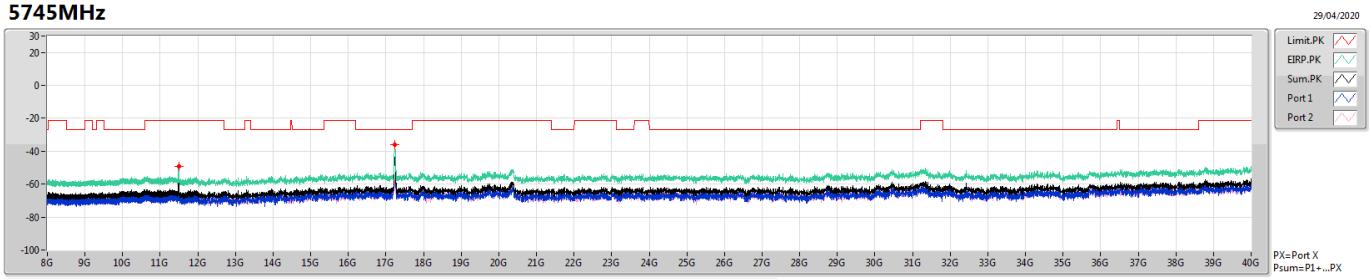

F-Start(Hz)	F-Stop(Hz)	RBW(Hz)	Type	Freq(Hz)	EIRP(dBm)	Limit(dBm)	Margin(dB)	DG(dBi)	Refl(dB)	Psum(dBm)	P1(dBm)	P2(dBm)
8G	12G	1M	PK	11.4885G	-49.46	-21.20	-28.26	7.79	0.00	-57.25	-64.14	-58.25
12G	40G	1M	PK	17.2325G	-35.83	-27.00	-8.83	7.79	0.00	-43.62	-43.74	-59.29

802.11ax HEW20_Nss1,(MCS0)_2TX **CSE-AV**

5745MHz

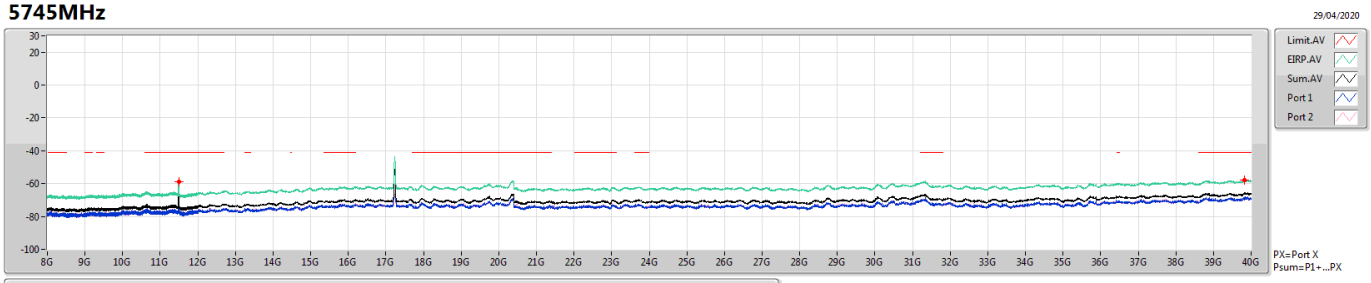

F-Start(Hz)	F-Stop(Hz)	RBW(Hz)	Type	Freq(Hz)	EIRP(dBm)	Limit(dBm)	Margin(dB)	DG(dBi)	Refl(dB)	Psum(dBm)	P1(dBm)	P2(dBm)
8G	12G	1M	AV	11.49G	-59.05	-41.20	-17.85	7.79	0.00	-66.84	-73.85	-67.81
12G	40G	1M	AV	39.832G	-57.69	-41.20	-16.49	7.79	0.00	-65.48	-68.89	-68.13

802.11ax HEW20_Nss1,(MCS0)_2TX **CSE-PK**

5785MHz

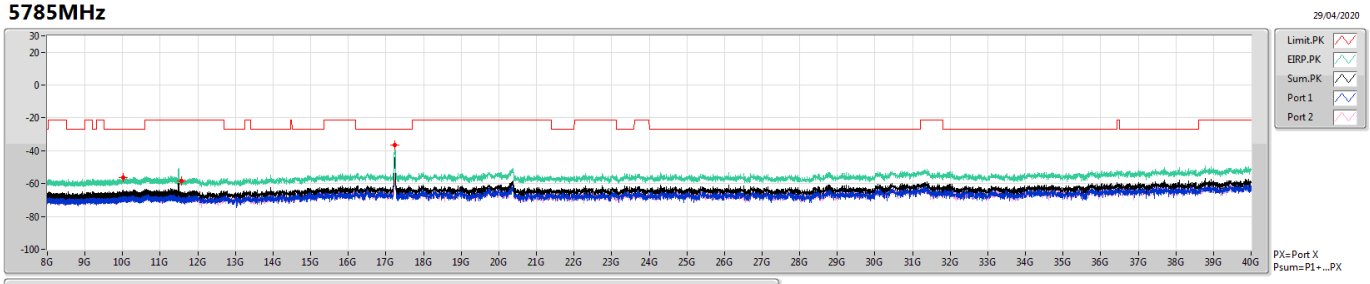

F-Start(Hz)	F-Stop(Hz)	RBW(Hz)	Type	Freq(Hz)	EIRP(dBm)	Limit(dBm)	Margin(dB)	DG(dBi)	Refl(dB)	Psum(dBm)	P1(dBm)	P2(dBm)
8G	12G	1M	PK	10.015G	-56.14	-27.00	-29.14	7.63	0.00	-63.77	-66.69	-66.88
8G	12G	1M	PK	11.5755G	-58.30	-21.20	-37.10	7.63	0.00	-65.93	-67.91	-70.29
12G	40G	1M	PK	17.2325G	-36.76	-27.00	-9.76	7.63	0.00	-44.39	-44.56	-58.62

802.11ax HEW20_Nss1,(MCS0)_2TX **CSE-AV**

5785MHz

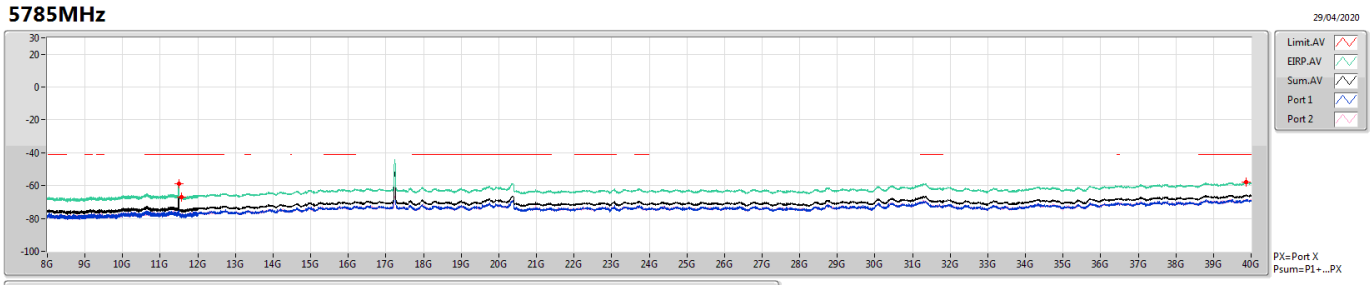

F-Start(Hz)	F-Stop(Hz)	RBW(Hz)	Type	Freq(Hz)	EIRP(dBm)	Limit(dBm)	Margin(dB)	DG(dBi)	Refl(dB)	Psum(dBm)	P1(dBm)	P2(dBm)
8G	12G	1M	AV	11.49G	-59.05	-41.20	-17.85	7.63	0.00	-66.68	-72.34	-68.05
8G	12G	1M	AV	11.573G	-66.90	-41.20	-25.70	7.63	0.00	-74.53	-77.67	-77.41
12G	40G	1M	AV	39.86G	-57.94	-41.20	-16.74	7.63	0.00	-65.57	-68.37	-68.81

802.11ax HEW20_Nss1,(MCS0)_2TX **CSE-PK**

5825MHz

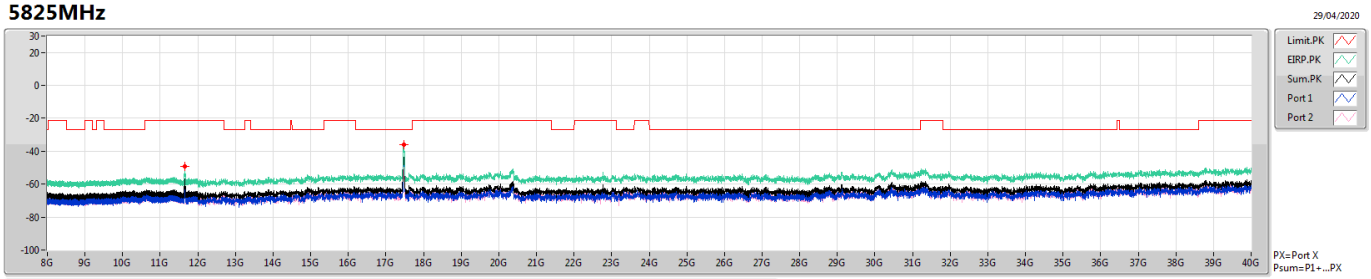

F-Start(Hz)	F-Stop(Hz)	RBW(Hz)	Type	Freq(Hz)	EIRP(dBm)	Limit(dBm)	Margin(dB)	DG(dBi)	Refl(dB)	Psum(dBm)	P1(dBm)	P2(dBm)
8G	12G	1M	PK	11.6505G	-49.06	-21.20	-27.86	7.63	0.00	-56.69	-64.39	-57.50
12G	40G	1M	PK	17.4705G	-36.14	-27.00	-9.14	7.63	0.00	-43.77	-44.96	-49.99

802.11ax HEW20_Nss1,(MCS0)_2TX **CSE-AV**

5825MHz

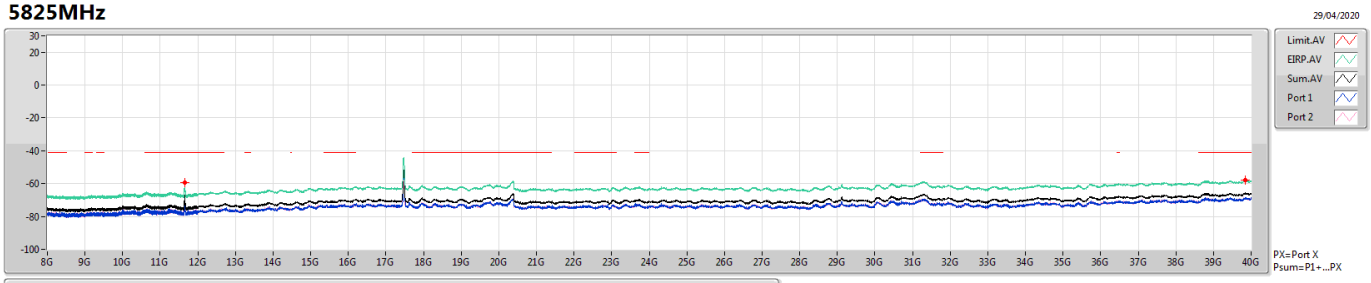

F-Start(Hz)	F-Stop(Hz)	RBW(Hz)	Type	Freq(Hz)	EIRP(dBm)	Limit(dBm)	Margin(dB)	DG(dBi)	Refl(dB)	Psum(dBm)	P1(dBm)	P2(dBm)
8G	12G	1M	AV	11.6515G	-59.15	-41.20	-17.95	7.63	0.00	-66.78	-75.00	-67.49
12G	40G	1M	AV	39.8425G	-57.98	-41.20	-16.78	7.63	0.00	-65.61	-68.27	-69.00

802.11ax HEW40_Nss1,(MCS0)_2TX **CSE-PK**

5755MHz

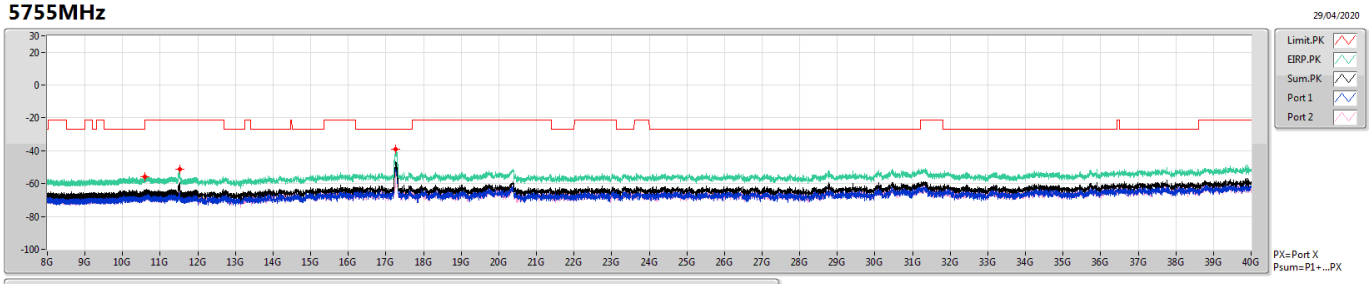

F-Start(Hz)	F-Stop(Hz)	RBW(Hz)	Type	Freq(Hz)	EIRP(dBm)	Limit(dBm)	Margin(dB)	DG(dBi)	Refl(dB)	Psum(dBm)	P1(dBm)	P2(dBm)
8G	12G	1M	PK	10.5905G	-55.98	-27.00	-28.98	7.79	0.00	-63.77	-67.50	-66.17
8G	12G	1M	PK	11.516G	-51.37	-21.20	-30.17	7.79	0.00	-59.16	-69.11	-59.62
12G	40G	1M	PK	17.264G	-38.89	-27.00	-11.89	7.79	0.00	-46.68	-47.62	-53.80

802.11ax HEW40_Nss1,(MCS0)_2TX **CSE-AV**

5755MHz

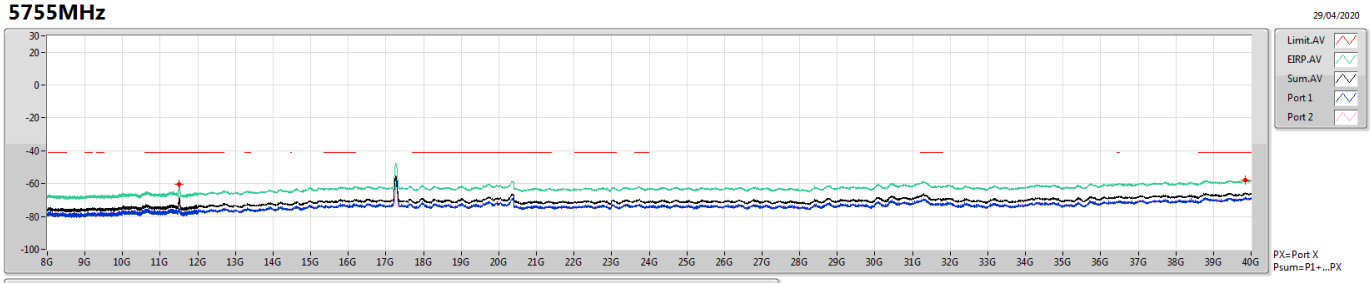

F-Start(Hz)	F-Stop(Hz)	RBW(Hz)	Type	Freq(Hz)	EIRP(dBm)	Limit(dBm)	Margin(dB)	DG(dBi)	Refl(dB)	Psum(dBm)	P1(dBm)	P2(dBm)
8G	12G	1M	AV	11.51G	-60.36	-41.20	-19.16	7.79	0.00	-68.15	-75.64	-69.00
12G	40G	1M	AV	39.853G	-57.92	-41.20	-16.72	7.79	0.00	-65.71	-68.36	-69.12

802.11ax HEW40_Nss1,(MCS0)_2TX **CSE-PK**

5795MHz

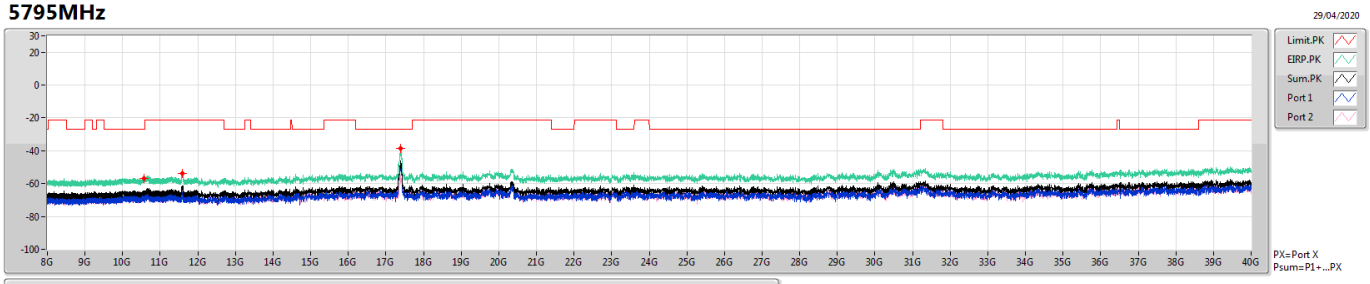

F-Start(Hz)	F-Stop(Hz)	RBW(Hz)	Type	Freq(Hz)	EIRP(dBm)	Limit(dBm)	Margin(dB)	DG(dBi)	Refl(dB)	Psum(dBm)	P1(dBm)	P2(dBm)
8G	12G	1M	PK	10.5615G	-56.60	-27.00	-29.60	7.63	0.00	-64.23	-67.13	-67.36
8G	12G	1M	PK	11.581G	-53.57	-21.20	-32.37	7.63	0.00	-61.20	-66.67	-62.65
12G	40G	1M	PK	17.3935G	-38.67	-27.00	-11.67	7.63	0.00	-46.30	-46.81	-55.83

802.11ax HEW40_Nss1,(MCS0)_2TX **CSE-AV**

5795MHz

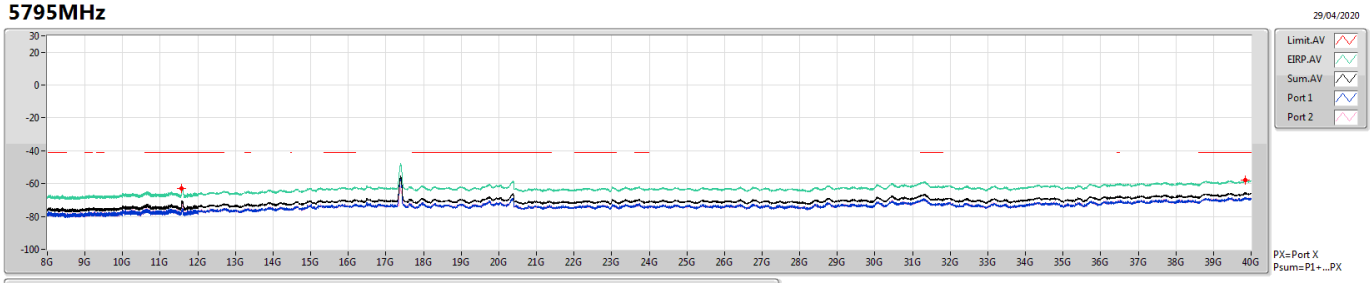

F-Start(Hz)	F-Stop(Hz)	RBW(Hz)	Type	Freq(Hz)	EIRP(dBm)	Limit(dBm)	Margin(dB)	DG(dBi)	Refl(dB)	Psum(dBm)	P1(dBm)	P2(dBm)
8G	12G	1M	AV	11.576G	-62.98	-41.20	-21.78	7.63	0.00	-70.61	-76.22	-72.00
12G	40G	1M	AV	39.8495G	-57.79	-41.20	-16.59	7.63	0.00	-65.42	-68.28	-68.59

802.11ax HEW80_Nss1,(MCS0)_2TX **CSE-PK**

5775MHz

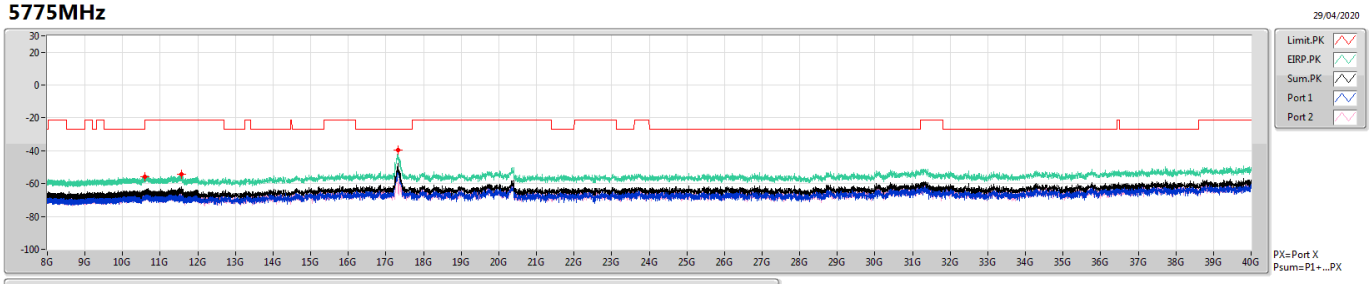

F-Start(Hz)	F-Stop(Hz)	RBW(Hz)	Type	Freq(Hz)	EIRP(dBm)	Limit(dBm)	Margin(dB)	DG(dBi)	Refl(dB)	Psum(dBm)	P1(dBm)	P2(dBm)
8G	12G	1M	PK	10.5805G	-56.02	-27.00	-29.02	7.79	0.00	-63.81	-66.99	-66.66
8G	12G	1M	PK	11.558G	-54.35	-21.20	-33.15	7.79	0.00	-62.14	-67.58	-63.60
12G	40G	1M	PK	17.3235G	-39.74	-27.00	-12.74	7.79	0.00	-47.53	-47.77	-60.15

802.11ax HEW80_Nss1,(MCS0)_2TX **CSE-AV**

5775MHz

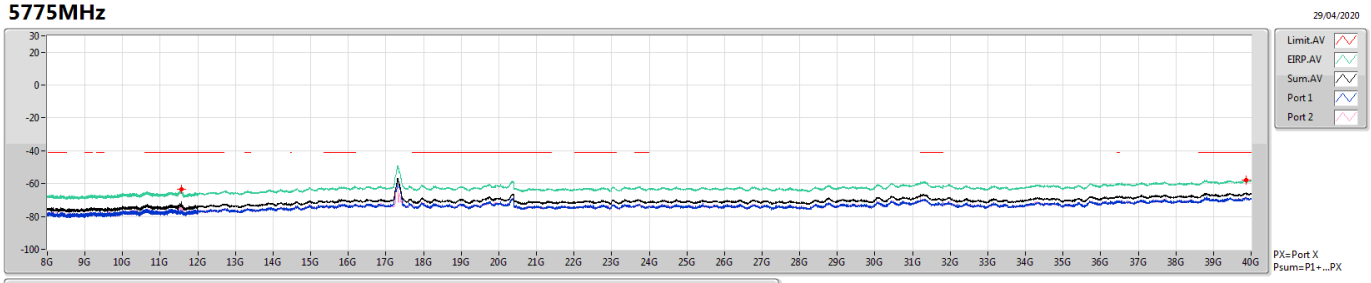

F-Start(Hz)	F-Stop(Hz)	RBW(Hz)	Type	Freq(Hz)	EIRP(dBm)	Limit(dBm)	Margin(dB)	DG(dBi)	Refl(dB)	Psum(dBm)	P1(dBm)	P2(dBm)
8G	12G	1M	AV	11.5675G	-63.26	-41.20	-22.06	7.79	0.00	-71.05	-77.08	-72.30
12G	40G	1M	AV	39.86G	-57.62	-41.20	-16.42	7.79	0.00	-65.41	-68.62	-68.22

For Conducted Bandedge:

Summary

Mode	Result	F-Start (Hz)	F-Stop (Hz)	Type	Freq (Hz)	DG (dBi)	P1 (dBm)	P2 (dBm)	Psum (dBm)	EIRP (dBm)	Limit (dBm)	Margin (dB)
5.725-5.85GHz	-	-	-	-	-	-	-	-	-	-	-	-
11a20_Nss1,(6Mbps)_2TX	Pass	4.9G	5.685G	AV	5.4131G	7.63	-57.68	-56.98	-54.31	-46.68	-41.20	-5.48
11a40_Nss1,(6Mbps)_2TX	Pass	4.9G	5.645G	AV	5.37587G	7.79	-57.00	-58.03	-54.47	-46.68	-41.20	-5.48
11a80_Nss1,(6Mbps)_2TX	Pass	5.565G	5.725G	PK	5.62164G	7.79	-38.16	-42.33	-36.75	-28.96	-27.00	-1.96
802.11ax HEW20_Nss1,(MCS0)_2TX	Pass	4.9G	5.685G	AV	5.42566G	7.63	-56.65	-58.00	-54.26	-46.63	-41.20	-5.43
802.11ax HEW40_Nss1,(MCS0)_2TX	Pass	4.9G	5.645G	AV	5.43575G	7.63	-57.81	-56.74	-54.23	-46.60	-41.20	-5.40
802.11ax HEW80_Nss1,(MCS0)_2TX	Pass	5.565G	5.725G	PK	5.64884G	7.79	-42.24	-43.64	-39.87	-32.08	-27.00	-5.08

DG = Directional Gain;
PX=Port X; **Psum**=P1+.P2+...PX

Result

Mode	Result	F-Start (Hz)	F-Stop (Hz)	Type	Freq (Hz)	DG (dBi)	P1 (dBm)	P2 (dBm)	Psum (dBm)	EIRP (dBm)	Limit (dBm)	Margin (dB)
11a20_Nss1,(6Mbps)_2TX	-	-	-	-	-	-	-	-	-	-	-	-
5745MHz	Pass	4.9G	5.685G	AV	5.43252G	7.79	-58.18	-57.27	-54.69	-46.90	-41.20	-5.70
5745MHz	Pass	4.9G	5.685G	PK	5.64977G	7.79	-45.83	-47.12	-43.42	-35.63	-27.00	-8.63
5745MHz	Pass	5.685G	5.725G	PK	5.68508G	7.79	-44.49	-47.01	-42.56	-34.77	-1.04	-33.73
5745MHz	Pass	5.85G	5.89G	PK	5.88976G	7.79	-48.01	-47.92	-44.95	-37.16	-0.92	-36.24
5745MHz	Pass	5.89G	6.5G	PK	5.99218G	7.79	-46.86	-47.42	-44.12	-36.33	-27.00	-9.33
5785MHz	Pass	4.9G	5.685G	AV	5.4131G	7.63	-57.68	-56.98	-54.31	-46.68	-41.20	-5.48
5785MHz	Pass	4.9G	5.685G	PK	5.54449G	7.63	-47.59	-46.16	-43.81	-36.18	-27.00	-9.18
5785MHz	Pass	5.685G	5.725G	PK	5.68524G	7.63	-45.67	-45.73	-42.69	-35.06	-0.92	-34.14
5785MHz	Pass	5.85G	5.89G	PK	5.89G	7.63	-45.92	-45.14	-42.50	-34.87	-1.10	-33.77
5785MHz	Pass	5.89G	6.5G	PK	6.04349G	7.63	-48.78	-45.99	-44.15	-36.52	-27.00	-9.52
5825MHz	Pass	4.9G	5.685G	AV	5.45725G	7.63	-57.33	-57.57	-54.44	-46.81	-41.20	-5.61
5825MHz	Pass	4.9G	5.685G	PK	5.55646G	7.63	-48.19	-45.89	-43.88	-36.25	-27.00	-9.25
5825MHz	Pass	5.685G	5.725G	PK	5.68516G	7.63	-47.73	-47.23	-44.46	-36.83	-0.98	-35.85
5825MHz	Pass	5.85G	5.89G	PK	5.89G	7.63	-47.23	-45.92	-43.52	-35.89	-1.10	-34.79
5825MHz	Pass	5.89G	6.5G	PK	5.92553G	7.63	-46.36	-45.25	-42.76	-35.13	-27.00	-8.13
11a40_Nss1,(6Mbps)_2TX	-	-	-	-	-	-	-	-	-	-	-	-
5755MHz	Pass	4.9G	5.645G	AV	5.37587G	7.79	-57.00	-58.03	-54.47	-46.68	-41.20	-5.48
5755MHz	Pass	4.9G	5.645G	PK	5.63112G	7.79	-44.58	-47.11	-42.65	-34.86	-27.00	-7.86
5755MHz	Pass	5.645G	5.725G	PK	5.6506G	7.79	-43.51	-45.06	-41.21	-33.42	-26.56	-6.86
5755MHz	Pass	5.85G	5.93G	PK	5.92504G	7.79	-46.60	-46.01	-43.28	-35.49	-27.00	-8.49
5755MHz	Pass	5.93G	6.5G	PK	5.93862G	7.79	-47.77	-45.99	-43.78	-35.99	-27.00	-8.99
5795MHz	Pass	4.9G	5.645G	AV	5.43528G	7.63	-57.42	-57.47	-54.43	-46.80	-41.20	-5.60
5795MHz	Pass	4.9G	5.645G	PK	5.48743G	7.63	-48.01	-45.15	-43.34	-35.71	-27.00	-8.71
5795MHz	Pass	5.645G	5.725G	PK	5.64804G	7.63	-46.61	-45.01	-42.73	-35.10	-27.00	-8.10
5795MHz	Pass	5.85G	5.93G	PK	5.92616G	7.63	-44.88	-46.05	-42.42	-34.79	-27.00	-7.79
5795MHz	Pass	5.93G	6.5G	PK	5.93078G	7.63	-46.23	-44.97	-42.54	-34.91	-27.00	-7.91
11a80_Nss1,(6Mbps)_2TX	-	-	-	-	-	-	-	-	-	-	-	-
5775MHz	Pass	4.9G	5.565G	AV	5.45129G	7.79	-56.77	-58.43	-54.51	-46.72	-41.20	-5.52
5775MHz	Pass	4.9G	5.565G	PK	5.55951G	7.79	-47.24	-46.38	-43.78	-35.99	-27.00	-8.99
5775MHz	Pass	5.565G	5.725G	PK	5.62164G	7.79	-38.16	-42.33	-36.75	-28.96	-27.00	-1.96
5775MHz	Pass	5.85G	6.01G	PK	5.93416G	7.79	-41.80	-41.74	-38.76	-30.97	-27.00	-3.97
5775MHz	Pass	6.01G	6.5G	PK	6.07603G	7.79	-45.20	-48.39	-43.50	-35.71	-27.00	-8.71
802.11ax HEW20_Nss1,(MCS0)_2TX	-	-	-	-	-	-	-	-	-	-	-	-
5745MHz	Pass	4.9G	5.685G	AV	5.39337G	7.79	-56.78	-59.30	-54.85	-47.06	-41.20	-5.86
5745MHz	Pass	4.9G	5.685G	PK	5.643G	7.79	-46.57	-47.86	-44.16	-36.37	-27.00	-9.37
5745MHz	Pass	5.685G	5.725G	PK	5.68524G	7.79	-45.69	-46.12	-42.89	-35.10	-0.92	-34.18
5745MHz	Pass	5.85G	5.89G	PK	5.89G	7.79	-47.69	-47.06	-44.35	-36.56	-1.10	-35.46
5745MHz	Pass	5.89G	6.5G	PK	5.99362G	7.79	-48.48	-45.53	-43.75	-35.96	-27.00	-8.96
5785MHz	Pass	4.9G	5.685G	AV	5.42566G	7.63	-56.65	-58.00	-54.26	-46.63	-41.20	-5.43
5785MHz	Pass	4.9G	5.685G	PK	5.47128G	7.63	-45.91	-48.19	-43.89	-36.26	-27.00	-9.26
5785MHz	Pass	5.685G	5.725G	PK	5.68532G	7.63	-46.10	-45.87	-42.97	-35.34	-0.86	-34.48
5785MHz	Pass	5.85G	5.89G	PK	5.88992G	7.63	-45.90	-44.52	-42.15	-34.52	-1.04	-33.48
5785MHz	Pass	5.89G	6.5G	PK	6.0348G	7.63	-46.70	-46.60	-43.64	-36.01	-27.00	-9.01
5825MHz	Pass	4.9G	5.685G	AV	5.45264G	7.63	-57.19	-58.20	-54.66	-47.03	-41.20	-5.83
5825MHz	Pass	4.9G	5.685G	PK	5.56019G	7.63	-46.26	-48.42	-44.20	-36.57	-27.00	-9.57
5825MHz	Pass	5.685G	5.725G	PK	5.685G	7.63	-47.64	-47.85	-44.73	-37.10	-1.10	-36.00
5825MHz	Pass	5.85G	5.89G	PK	5.88984G	7.63	-46.12	-45.98	-43.04	-35.41	-0.98	-34.43
5825MHz	Pass	5.89G	6.5G	PK	5.93087G	7.63	-46.02	-46.67	-43.32	-35.69	-27.00	-8.69
802.11ax HEW40_Nss1,(MCS0)_2TX	-	-	-	-	-	-	-	-	-	-	-	-
5755MHz	Pass	4.9G	5.645G	AV	5.4472G	7.79	-58.25	-57.01	-54.58	-46.79	-41.20	-5.59
5755MHz	Pass	4.9G	5.645G	PK	5.64472G	7.79	-47.50	-44.88	-42.99	-35.20	-27.00	-8.20

Mode	Result	F-Start (Hz)	F-Stop (Hz)	Type	Freq (Hz)	DG (dBi)	P1 (dBm)	P2 (dBm)	Psum (dBm)	EIRP (dBm)	Limit (dBm)	Margin (dB)
5755MHz	Pass	5.645G	5.725G	PK	5.64532G	7.79	-44.23	-44.63	-41.42	-33.63	-27.00	-6.63
5755MHz	Pass	5.85G	5.93G	PK	5.92648G	7.79	-46.98	-45.74	-43.31	-35.52	-27.00	-8.52
5755MHz	Pass	5.93G	6.5G	PK	6.01358G	7.79	-45.55	-48.32	-43.71	-35.92	-27.00	-8.92
5795MHz	Pass	4.9G	5.645G	AV	5.43575G	7.63	-57.81	-56.74	-54.23	-46.60	-41.20	-5.40
5795MHz	Pass	4.9G	5.645G	PK	5.57469G	7.63	-46.25	-46.56	-43.39	-35.76	-27.00	-8.76
5795MHz	Pass	5.645G	5.725G	PK	5.64804G	7.63	-45.20	-47.58	-43.22	-35.59	-27.00	-8.59
5795MHz	Pass	5.85G	5.93G	PK	5.93G	7.63	-45.33	-46.58	-42.90	-35.27	-27.00	-8.27
5795MHz	Pass	5.93G	6.5G	PK	5.93563G	7.63	-46.07	-46.61	-43.32	-35.69	-27.00	-8.69
802.11ax HEW80_Nss1,(MCS0)_2TX	-	-	-	-	-	-	-	-	-	-	-	-
5775MHz	Pass	4.9G	5.565G	AV	5.45611G	7.79	-58.15	-57.66	-54.89	-47.10	-41.20	-5.90
5775MHz	Pass	4.9G	5.565G	PK	5.53325G	7.79	-45.77	-49.03	-44.09	-36.30	-27.00	-9.30
5775MHz	Pass	5.565G	5.725G	PK	5.64884G	7.79	-42.24	-43.64	-39.87	-32.08	-27.00	-5.08
5775MHz	Pass	5.85G	6.01G	PK	5.92616G	7.79	-44.19	-44.11	-41.14	-33.35	-27.00	-6.35
5775MHz	Pass	6.01G	6.5G	PK	6.10482G	7.79	-46.73	-46.81	-43.76	-35.97	-27.00	-8.97

DG = Directional Gain;
PX=Port X; **Psum**=P1+.P2+...PX

11a20_Nss1,(6Mbps)_2TX **CSE-PK**

5745MHz

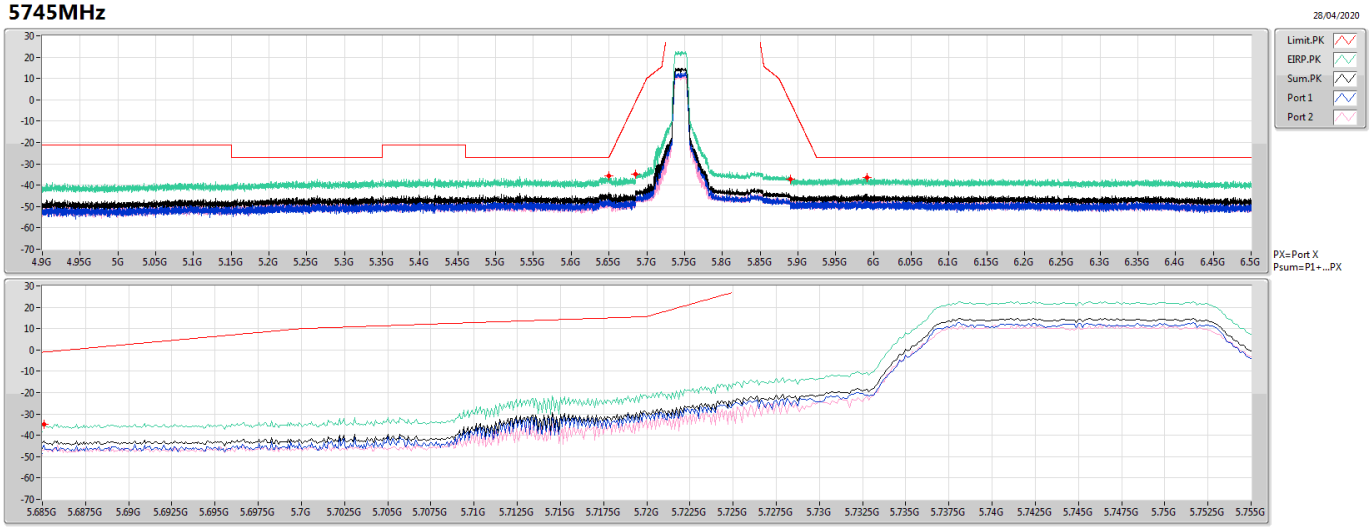

F-Start(Hz)	F-Stop(Hz)	RBW(Hz)	Type	Freq(Hz)	EIRP(dBm)	Limit(dBm)	Margin(dB)	DG(dBi)	Refl(dB)	Psum(dBm)	P1(dBm)	P2(dBm)
4.9G	5.685G	1M	PK	5.64977G	-35.63	-27.00	-8.63	7.79	0.00	-43.42	-45.83	-47.12
5.685G	5.725G	1M	PK	5.68508G	-34.77	-1.04	-33.73	7.79	0.00	-42.56	-44.49	-47.01
5.85G	5.89G	1M	PK	5.88976G	-37.16	-0.92	-36.24	7.79	0.00	-44.95	-48.01	-47.92
5.89G	6.5G	1M	PK	5.99218G	-36.33	-27.00	-9.33	7.79	0.00	-44.12	-46.86	-47.42

11a20_Nss1,(6Mbps)_2TX **CSE-AV**

5745MHz

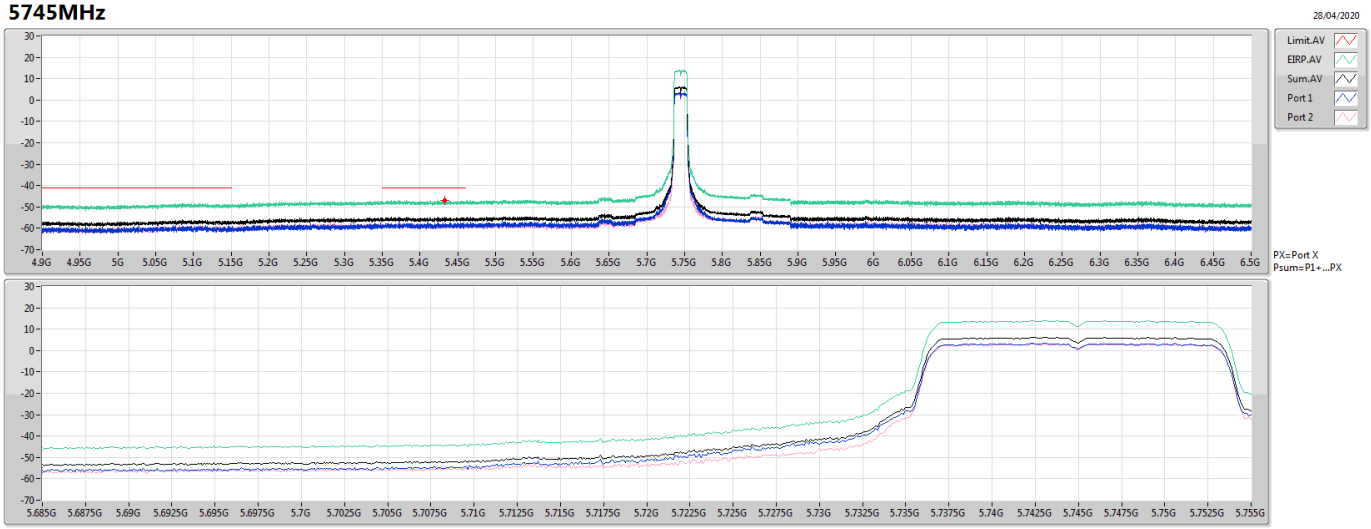

F-Start(Hz)	F-Stop(Hz)	RBW(Hz)	Type	Freq(Hz)	EIRP(dBm)	Limit(dBm)	Margin(dB)	DG(dBi)	Refl(dB)	Psum(dBm)	P1(dBm)	P2(dBm)
4.9G	5.685G	1M	AV	5.43252G	-46.90	-41.20	-5.70	7.79	0.00	-54.69	-58.18	-57.27

11a20_Nss1,(6Mbps)_2TX **CSE-PK**

5785MHz

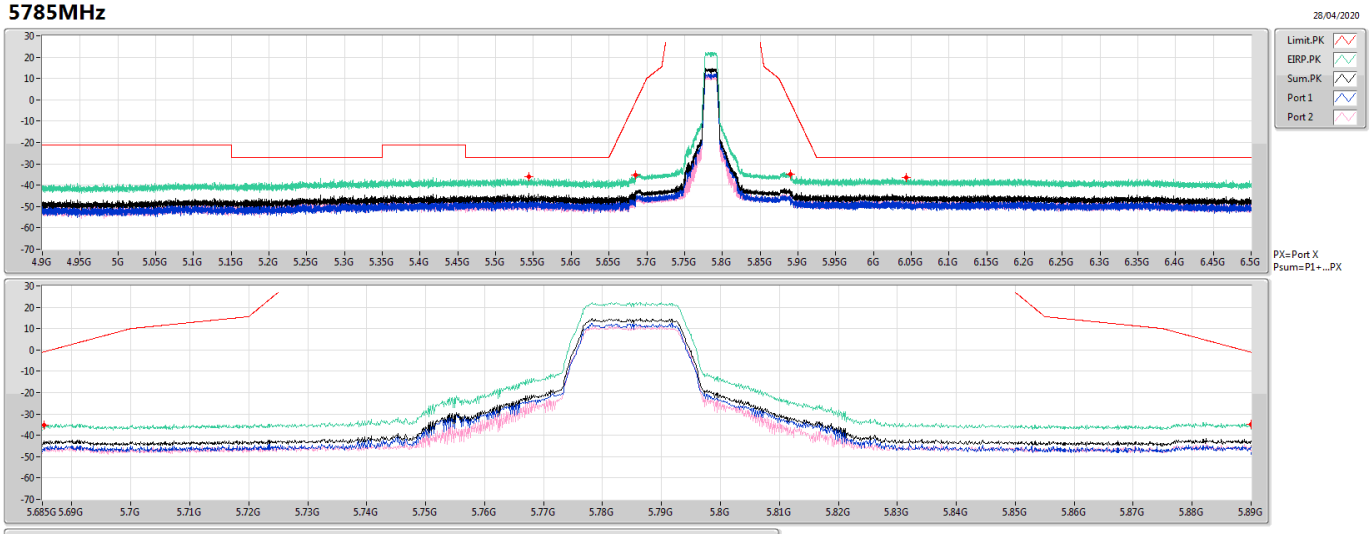

F-Start(Hz)	F-Stop(Hz)	RBW(Hz)	Type	Freq(Hz)	EIRP(dBm)	Limit(dBm)	Margin(dB)	DG(dBi)	Refl(dB)	Psum(dBm)	P1(dBm)	P2(dBm)
4.9G	5.685G	1M	PK	5.54449G	-36.18	-27.00	-9.18	7.63	0.00	-43.81	-47.59	-46.16
5.685G	5.725G	1M	PK	5.68524G	-35.06	-0.92	-34.14	7.63	0.00	-42.69	-45.67	-45.73
5.85G	5.89G	1M	PK	5.89G	-34.87	-1.10	-33.77	7.63	0.00	-42.50	-45.92	-45.14
5.89G	6.5G	1M	PK	6.04349G	-36.52	-27.00	-9.52	7.63	0.00	-44.15	-48.78	-45.99

11a20_Nss1,(6Mbps)_2TX **CSE-AV**

5785MHz

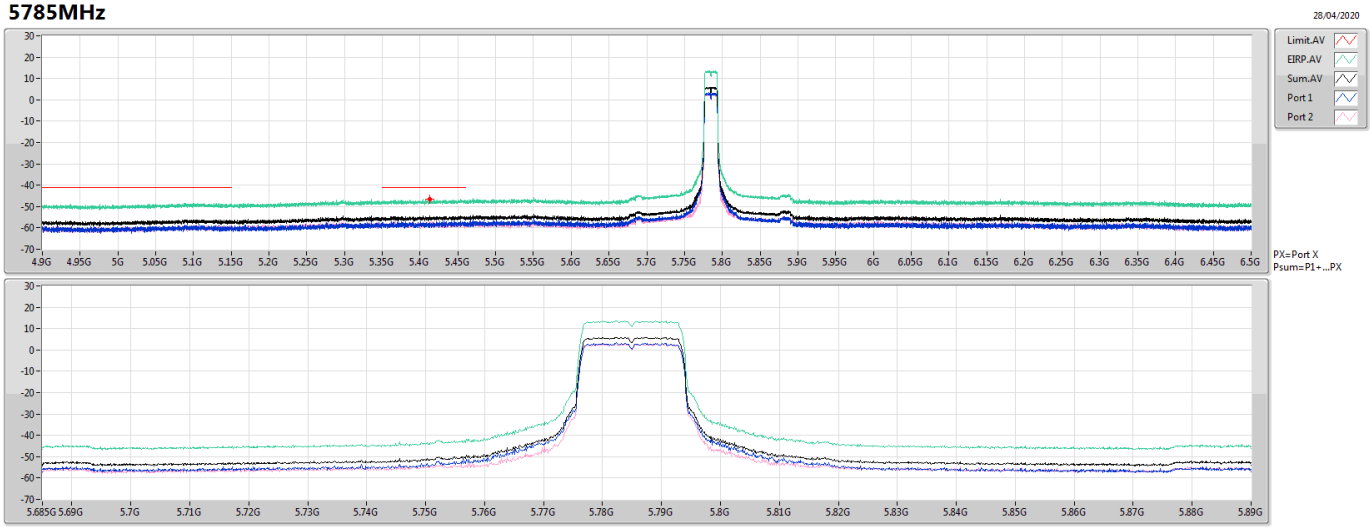

F-Start(Hz)	F-Stop(Hz)	RBW(Hz)	Type	Freq(Hz)	EIRP(dBm)	Limit(dBm)	Margin(dB)	DG(dBi)	Refl(dB)	Psum(dBm)	P1(dBm)	P2(dBm)
4.9G	5.685G	1M	AV	5.4131G	-46.68	-41.20	-5.48	7.63	0.00	-54.31	-57.68	-56.98

11a20_Nss1,(6Mbps)_2TX **CSE-PK**

5825MHz

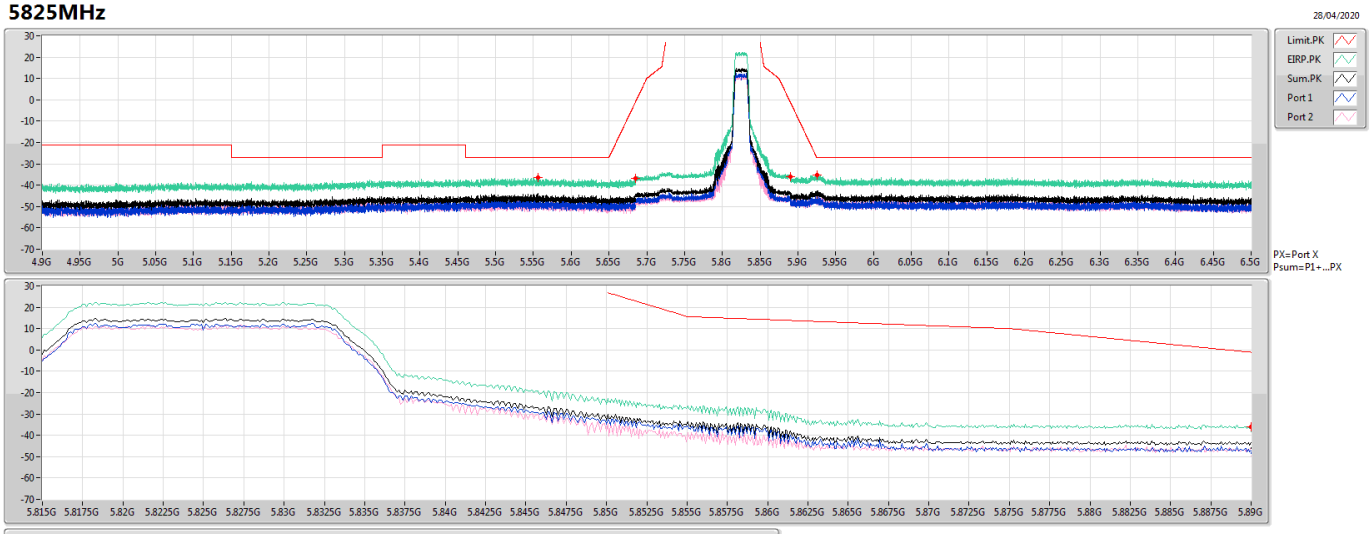

F-Start(Hz)	F-Stop(Hz)	RBW(Hz)	Type	Freq(Hz)	EIRP(dBm)	Limit(dBm)	Margin(dB)	DG(dBi)	Refl(dB)	Psum(dBm)	P1(dBm)	P2(dBm)
4.9G	5.685G	1M	PK	5.55646G	-36.25	-27.00	-9.25	7.63	0.00	-43.88	-48.19	-45.89
5.685G	5.725G	1M	PK	5.68516G	-36.83	-0.98	-35.85	7.63	0.00	-44.46	-47.73	-47.23
5.85G	5.89G	1M	PK	5.89G	-35.89	-1.10	-34.79	7.63	0.00	-43.52	-47.23	-45.92
5.89G	6.5G	1M	PK	5.92553G	-35.13	-27.00	-8.13	7.63	0.00	-42.76	-46.36	-45.25

11a20_Nss1,(6Mbps)_2TX **CSE-AV**

5825MHz

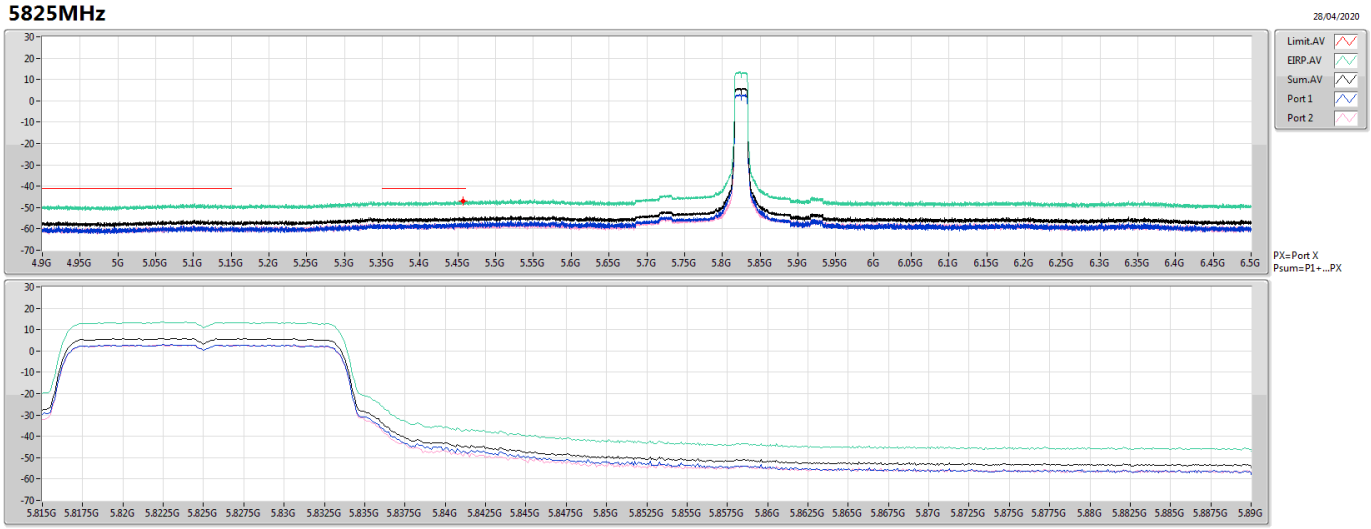

F-Start(Hz)	F-Stop(Hz)	RBW(Hz)	Type	Freq(Hz)	EIRP(dBm)	Limit(dBm)	Margin(dB)	DG(dBi)	Refl(dB)	Psum(dBm)	P1(dBm)	P2(dBm)
4.9G	5.685G	1M	AV	5.45725G	-46.81	-41.20	-5.61	7.63	0.00	-54.44	-57.33	-57.57

11a40_Nss1,(6Mbps)_2TX **CSE-PK**

5755MHz

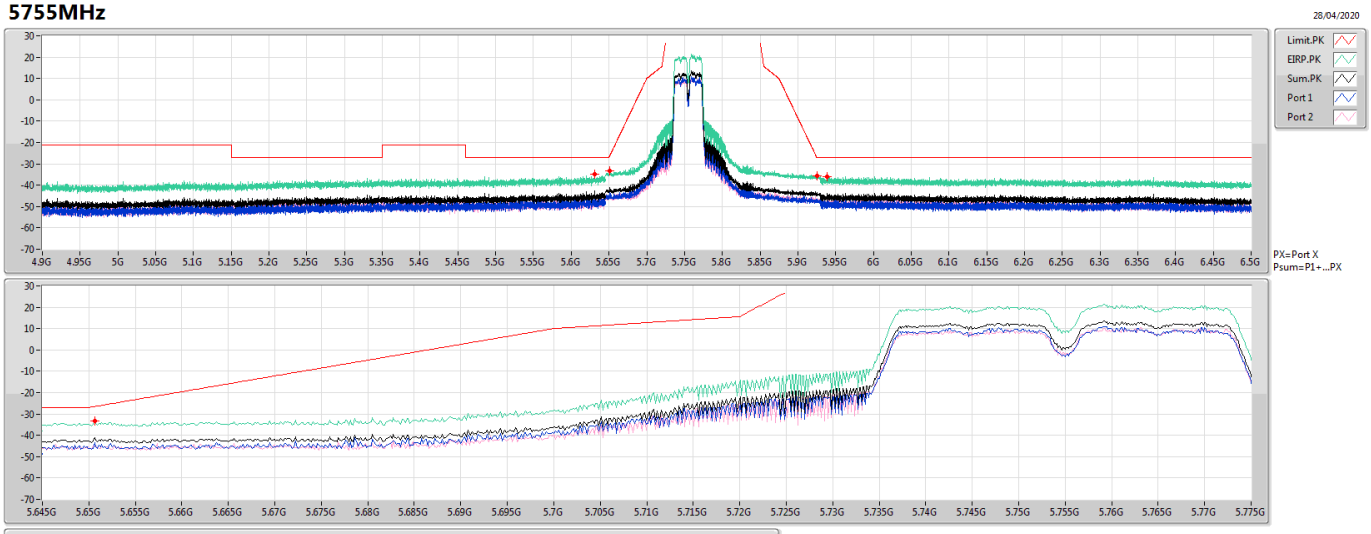

F-Start(Hz)	F-Stop(Hz)	RBW(Hz)	Type	Freq(Hz)	EIRP(dBm)	Limit(dBm)	Margin(dB)	DG(dBi)	Refl(dB)	Psum(dBm)	P1(dBm)	P2(dBm)
4.9G	5.645G	1M	PK	5.63112G	-34.86	-27.00	-7.86	7.79	0.00	-42.65	-44.58	-47.11
5.645G	5.725G	1M	PK	5.6506G	-33.42	-26.56	-6.86	7.79	0.00	-41.21	-43.51	-45.06
5.85G	5.93G	1M	PK	5.92504G	-35.49	-27.00	-8.49	7.79	0.00	-43.28	-46.60	-46.01
5.93G	6.5G	1M	PK	5.93862G	-35.99	-27.00	-8.99	7.79	0.00	-43.78	-47.77	-45.99

11a40_Nss1,(6Mbps)_2TX **CSE-AV**

5755MHz

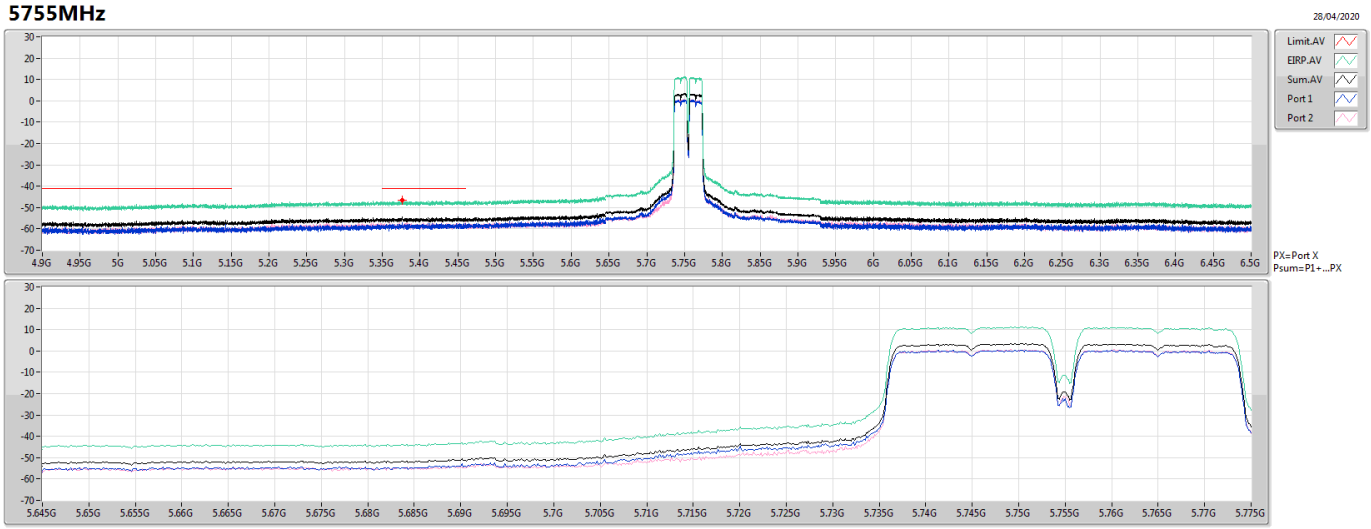

F-Start(Hz)	F-Stop(Hz)	RBW(Hz)	Type	Freq(Hz)	EIRP(dBm)	Limit(dBm)	Margin(dB)	DG(dBi)	Refl(dB)	Psum(dBm)	P1(dBm)	P2(dBm)
4.9G	5.645G	1M	AV	5.37587G	-46.68	-41.20	-5.48	7.79	0.00	-54.47	-57.00	-58.03

11a40_Nss1,(6Mbps)_2TX **CSE-PK**

5795MHz

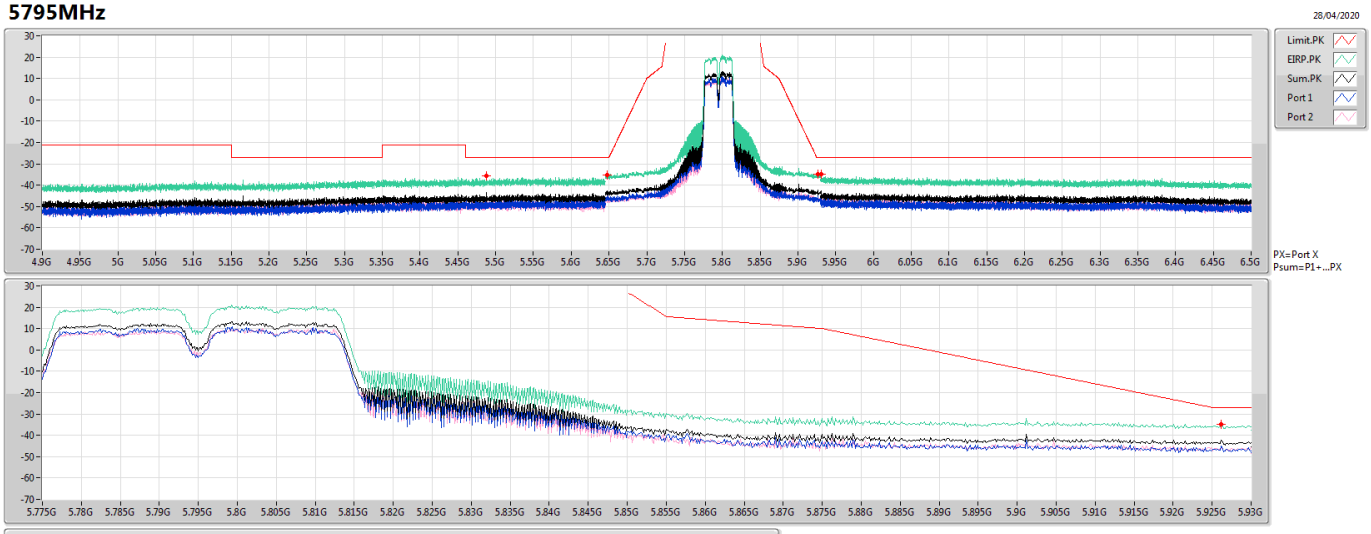

F-Start(Hz)	F-Stop(Hz)	RBW(Hz)	Type	Freq(Hz)	EIRP(dBm)	Limit(dBm)	Margin(dB)	DG(dBi)	Refl(dB)	Psum(dBm)	P1(dBm)	P2(dBm)
4.9G	5.645G	1M	PK	5.48743G	-35.71	-27.00	-8.71	7.63	0.00	-43.34	-48.01	-45.15
5.645G	5.725G	1M	PK	5.64804G	-35.10	-27.00	-8.10	7.63	0.00	-42.73	-46.61	-45.01
5.85G	5.93G	1M	PK	5.92616G	-34.79	-27.00	-7.79	7.63	0.00	-42.42	-44.88	-46.05
5.93G	6.5G	1M	PK	5.93078G	-34.91	-27.00	-7.91	7.63	0.00	-42.54	-46.23	-44.97

11a40_Nss1,(6Mbps)_2TX **CSE-AV**

5795MHz

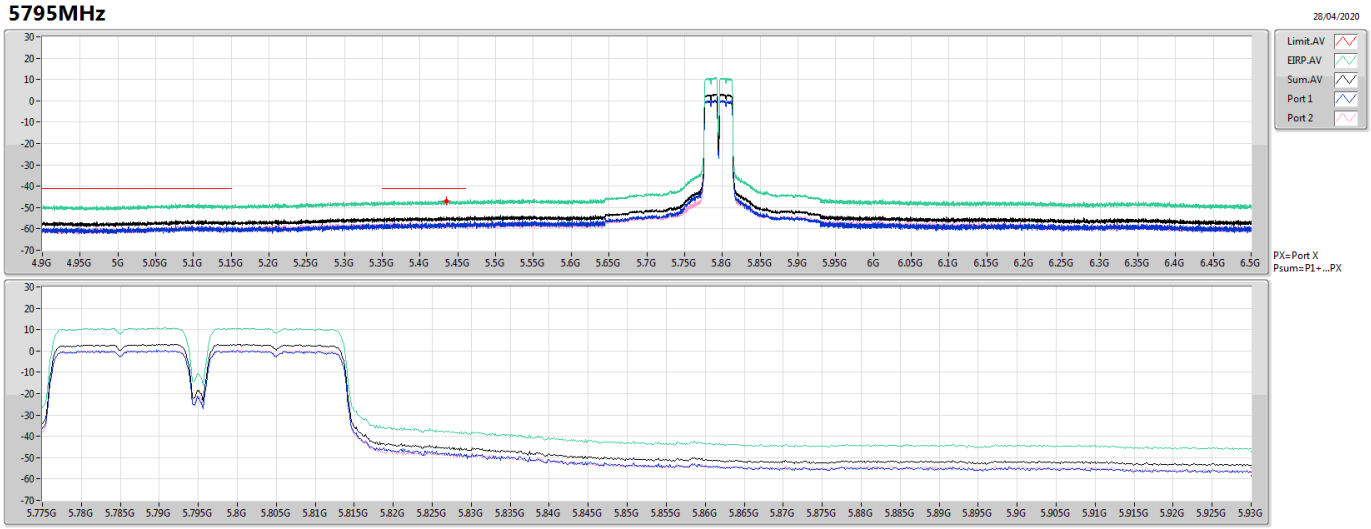

F-Start(Hz)	F-Stop(Hz)	RBW(Hz)	Type	Freq(Hz)	EIRP(dBm)	Limit(dBm)	Margin(dB)	DG(dBi)	Refl(dB)	Psum(dBm)	P1(dBm)	P2(dBm)
4.9G	5.645G	1M	AV	5.43528G	-46.80	-41.20	-5.60	7.63	0.00	-54.43	-57.42	-57.47

11a80_Nss1,(6Mbps)_2TX **CSE-PK**

5775MHz

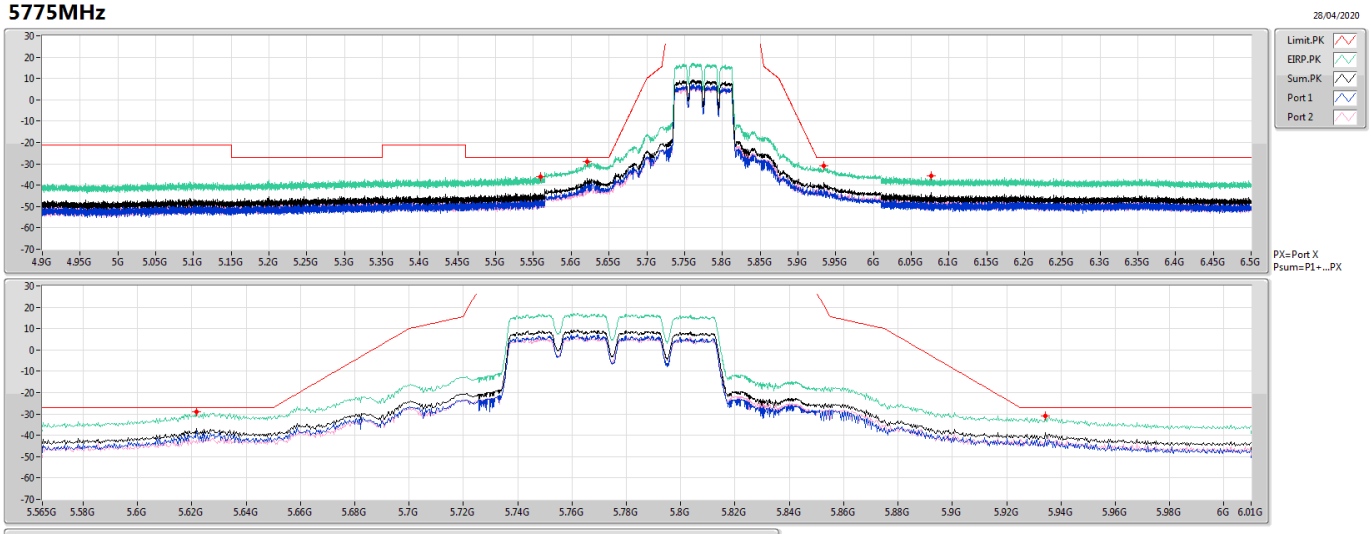

F-Start(Hz)	F-Stop(Hz)	RBW(Hz)	Type	Freq(Hz)	EIRP(dBm)	Limit(dBm)	Margin(dB)	DG(dBi)	Refl(dB)	Psum(dBm)	P1(dBm)	P2(dBm)
4.9G	5.565G	1M	PK	5.55951G	-35.99	-27.00	-8.99	7.79	0.00	-43.78	-47.24	-46.38
5.565G	5.725G	1M	PK	5.62164G	-28.96	-27.00	-1.96	7.79	0.00	-36.75	-38.16	-42.33
5.85G	6.01G	1M	PK	5.93416G	-30.97	-27.00	-3.97	7.79	0.00	-38.76	-41.80	-41.74
6.01G	6.5G	1M	PK	6.07603G	-35.71	-27.00	-8.71	7.79	0.00	-43.50	-45.20	-48.39

11a80_Nss1,(6Mbps)_2TX **CSE-AV**

5775MHz

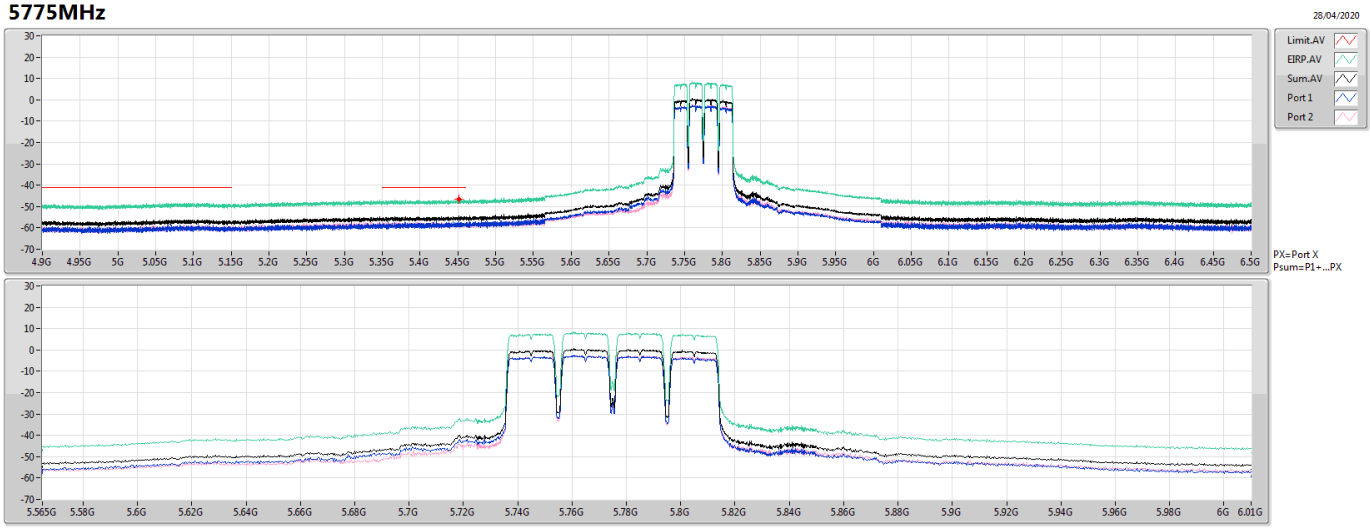

F-Start(Hz)	F-Stop(Hz)	RBW(Hz)	Type	Freq(Hz)	EIRP(dBm)	Limit(dBm)	Margin(dB)	DG(dBi)	Refl(dB)	Psum(dBm)	P1(dBm)	P2(dBm)
4.9G	5.565G	1M	AV	5.45129G	-46.72	-41.20	-5.52	7.79	0.00	-54.51	-56.77	-58.43

802.11ax HEW20_Nss1,(MCS0)_2TX **CSE-PK**

5745MHz

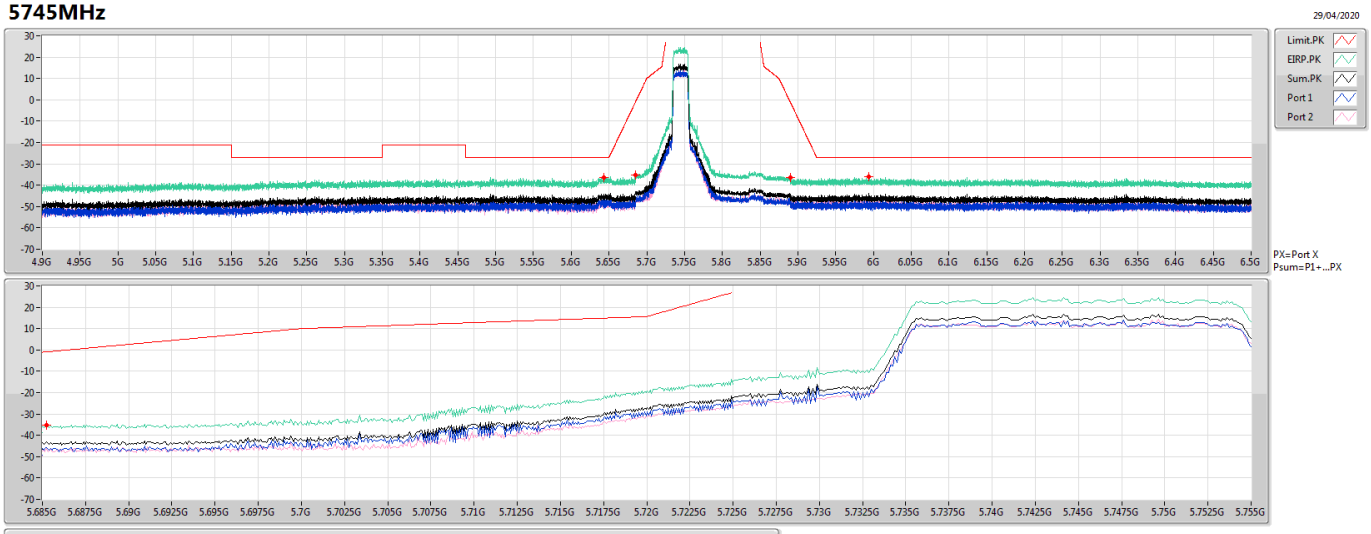

F-Start(Hz)	F-Stop(Hz)	RBW(Hz)	Type	Freq(Hz)	EIRP(dBm)	Limit(dBm)	Margin(dB)	DG(dBi)	Refl(dB)	Psum(dBm)	P1(dBm)	P2(dBm)
4.9G	5.685G	1M	PK	5.643G	-36.37	-27.00	-9.37	7.79	0.00	-44.16	-46.57	-47.86
5.685G	5.725G	1M	PK	5.68524G	-35.10	-0.92	-34.18	7.79	0.00	-42.89	-45.69	-46.12
5.85G	5.89G	1M	PK	5.89G	-36.56	-1.10	-35.46	7.79	0.00	-44.35	-47.69	-47.06
5.89G	6.5G	1M	PK	5.99362G	-35.96	-27.00	-8.96	7.79	0.00	-43.75	-48.48	-45.53

802.11ax HEW20_Nss1,(MCS0)_2TX **CSE-AV**

5745MHz

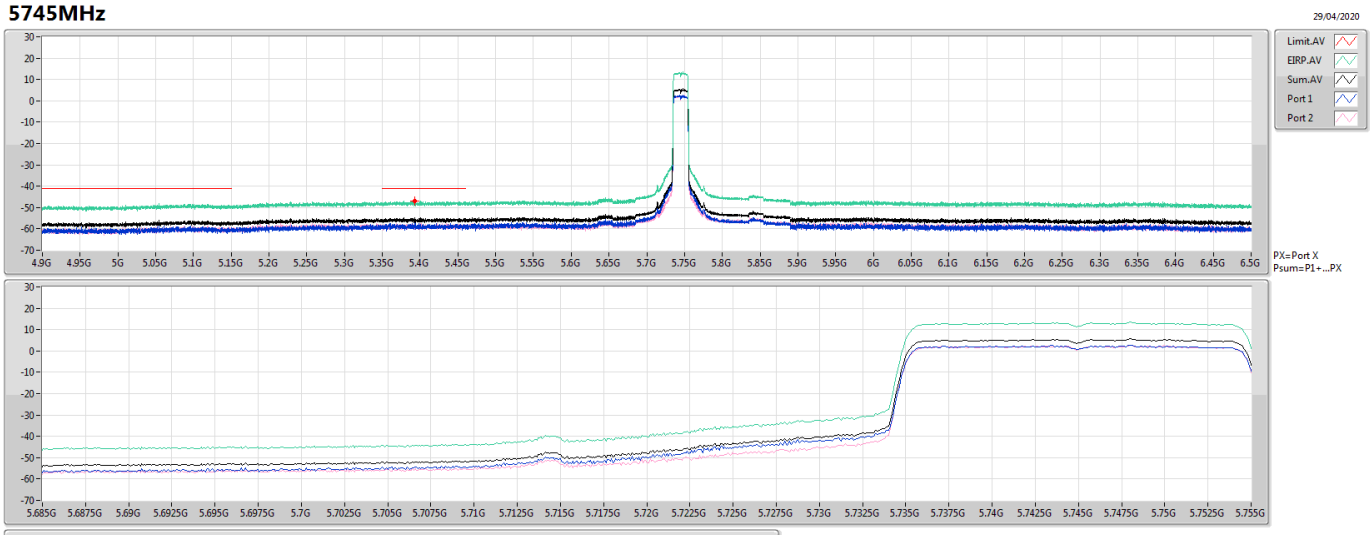

F-Start(Hz)	F-Stop(Hz)	RBW(Hz)	Type	Freq(Hz)	EIRP(dBm)	Limit(dBm)	Margin(dB)	DG(dBi)	Refl(dB)	Psum(dBm)	P1(dBm)	P2(dBm)
4.9G	5.685G	1M	AV	5.39337G	-47.06	-41.20	-5.86	7.79	0.00	-54.85	-56.78	-59.30

802.11ax HEW20_Nss1,(MCS0)_2TX **CSE-PK**

5785MHz

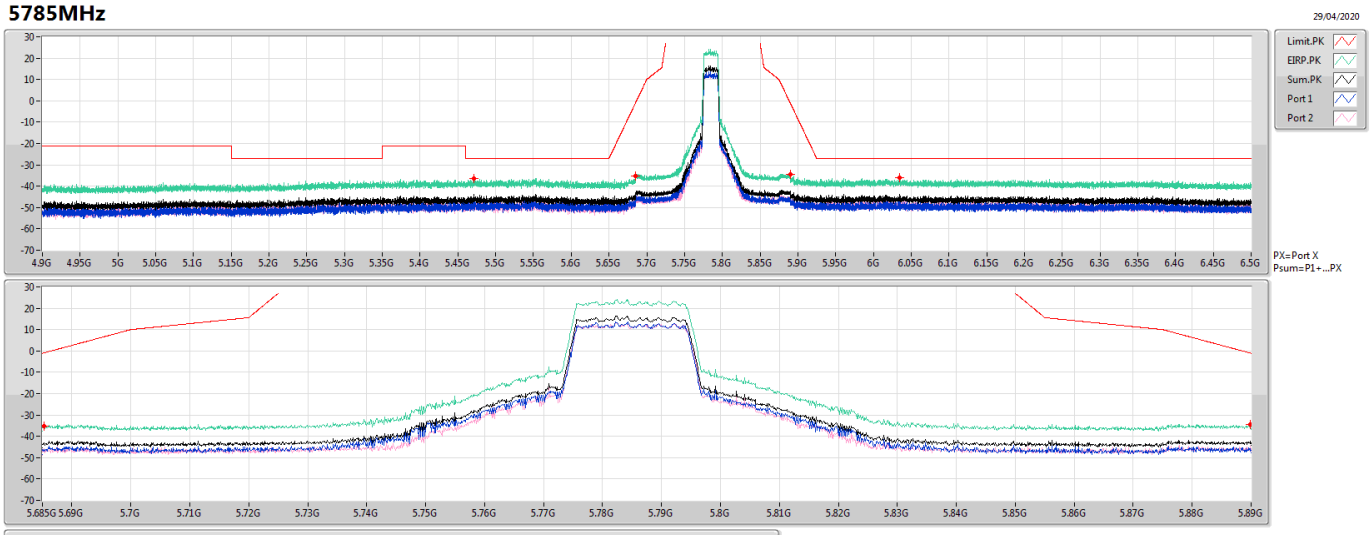

F-Start(Hz)	F-Stop(Hz)	RBW(Hz)	Type	Freq(Hz)	EIRP(dBm)	Limit(dBm)	Margin(dB)	DG(dBi)	Refl(dB)	Psum(dBm)	P1(dBm)	P2(dBm)
4.9G	5.685G	1M	PK	5.47128G	-36.26	-27.00	-9.26	7.63	0.00	-43.89	-45.91	-48.19
5.685G	5.725G	1M	PK	5.68532G	-35.34	-0.86	-34.48	7.63	0.00	-42.97	-46.10	-45.87
5.85G	5.89G	1M	PK	5.88992G	-34.52	-1.04	-33.48	7.63	0.00	-42.15	-45.90	-44.52
5.89G	6.5G	1M	PK	6.0348G	-36.01	-27.00	-9.01	7.63	0.00	-43.64	-46.70	-46.60

802.11ax HEW20_Nss1,(MCS0)_2TX **CSE-AV**

5785MHz

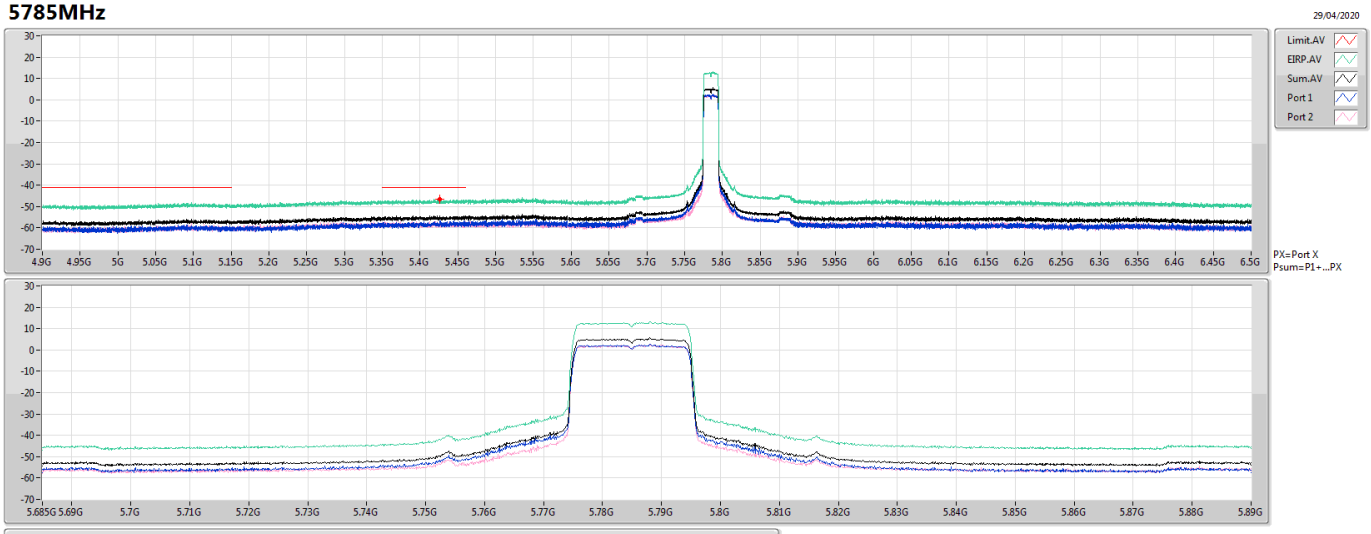

F-Start(Hz)	F-Stop(Hz)	RBW(Hz)	Type	Freq(Hz)	EIRP(dBm)	Limit(dBm)	Margin(dB)	DG(dBi)	Refl(dB)	Psum(dBm)	P1(dBm)	P2(dBm)
4.9G	5.685G	1M	AV	5.42566G	-46.63	-41.20	-5.43	7.63	0.00	-54.26	-56.65	-58.00

802.11ax HEW20_Nss1,(MCS0)_2TX **CSE-PK**

5825MHz

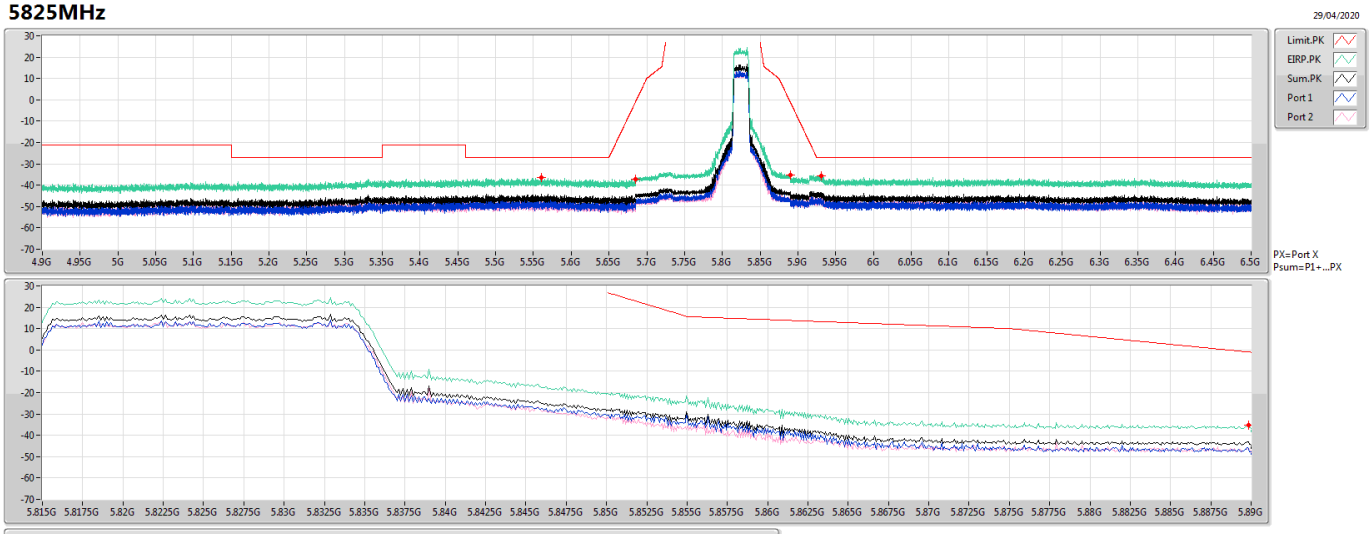

F-Start(Hz)	F-Stop(Hz)	RBW(Hz)	Type	Freq(Hz)	EIRP(dBm)	Limit(dBm)	Margin(dB)	DG(dBi)	Refl(dB)	Psum(dBm)	P1(dBm)	P2(dBm)
4.9G	5.685G	1M	PK	5.56019G	-36.57	-27.00	-9.57	7.63	0.00	-44.20	-46.26	-48.42
5.685G	5.725G	1M	PK	5.685G	-37.10	-1.10	-36.00	7.63	0.00	-44.73	-47.64	-47.85
5.85G	5.89G	1M	PK	5.88984G	-35.41	-0.98	-34.43	7.63	0.00	-43.04	-46.12	-45.98
5.89G	6.5G	1M	PK	5.93087G	-35.69	-27.00	-8.69	7.63	0.00	-43.32	-46.02	-46.67

802.11ax HEW20_Nss1,(MCS0)_2TX **CSE-AV**

5825MHz

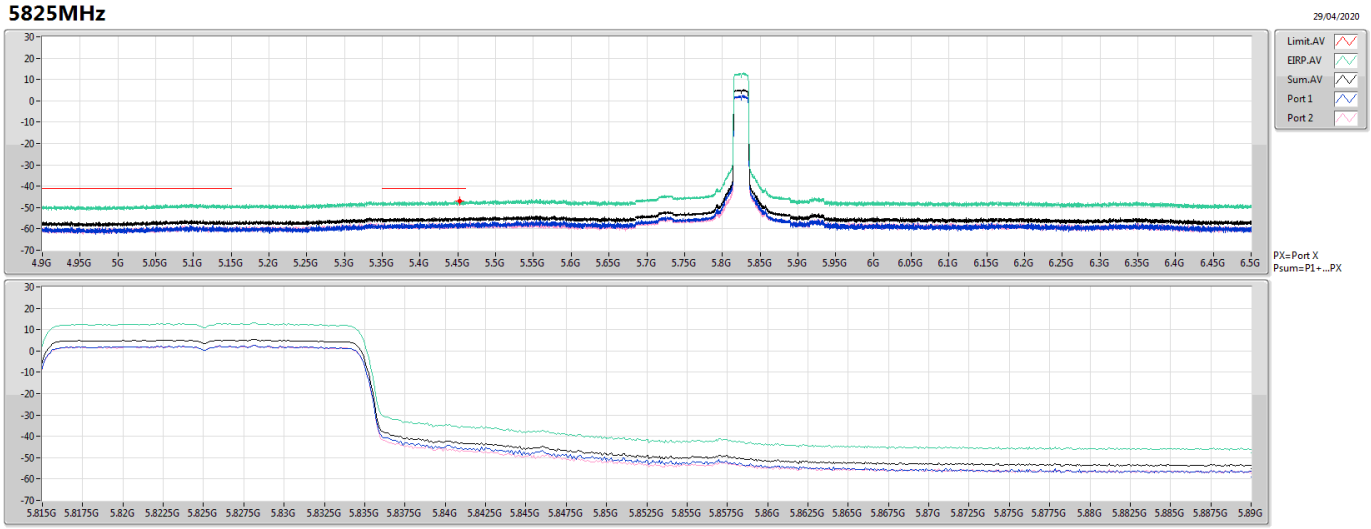

F-Start(Hz)	F-Stop(Hz)	RBW(Hz)	Type	Freq(Hz)	EIRP(dBm)	Limit(dBm)	Margin(dB)	DG(dBi)	Refl(dB)	Psum(dBm)	P1(dBm)	P2(dBm)
4.9G	5.685G	1M	AV	5.45264G	-47.03	-41.20	-5.83	7.63	0.00	-54.66	-57.19	-58.20

802.11ax HEW40_Nss1,(MCS0)_2TX **CSE-PK**

5755MHz

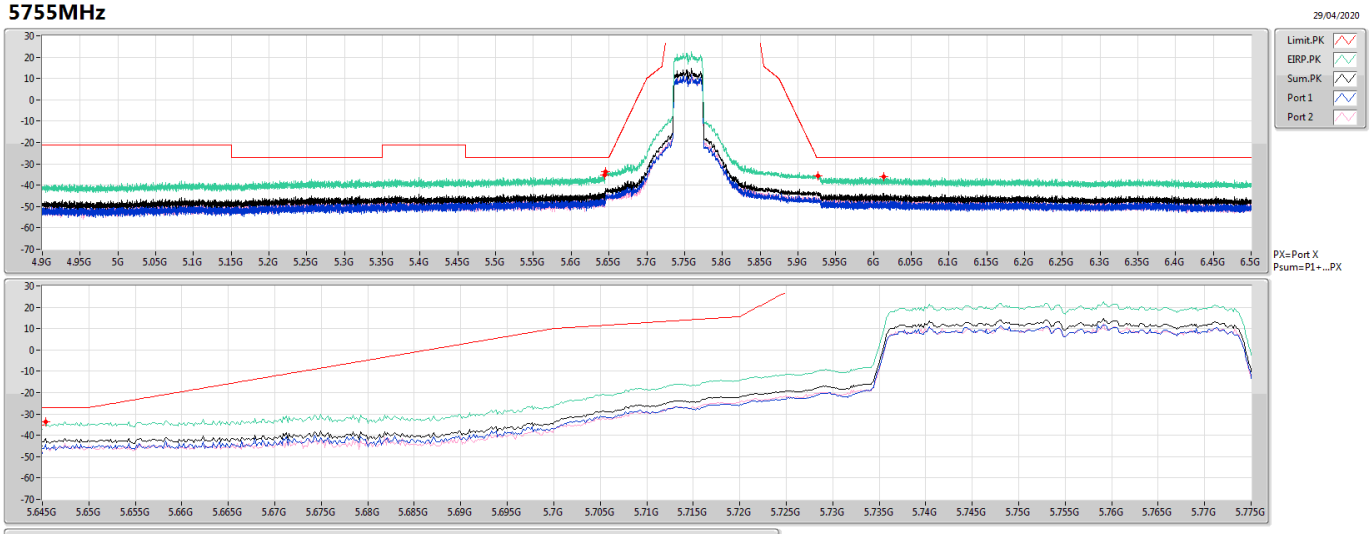

F-Start(Hz)	F-Stop(Hz)	RBW(Hz)	Type	Freq(Hz)	EIRP(dBm)	Limit(dBm)	Margin(dB)	DG(dBi)	Refl(dB)	Psum(dBm)	P1(dBm)	P2(dBm)
4.9G	5.645G	1M	PK	5.64472G	-35.20	-27.00	-8.20	7.79	0.00	-42.99	-47.50	-44.88
5.645G	5.725G	1M	PK	5.64532G	-33.63	-27.00	-6.63	7.79	0.00	-41.42	-44.23	-44.63
5.85G	5.93G	1M	PK	5.92648G	-35.52	-27.00	-8.52	7.79	0.00	-43.31	-46.98	-45.74
5.93G	6.5G	1M	PK	6.01358G	-35.92	-27.00	-8.92	7.79	0.00	-43.71	-45.55	-48.32

802.11ax HEW40_Nss1,(MCS0)_2TX **CSE-AV**

5755MHz

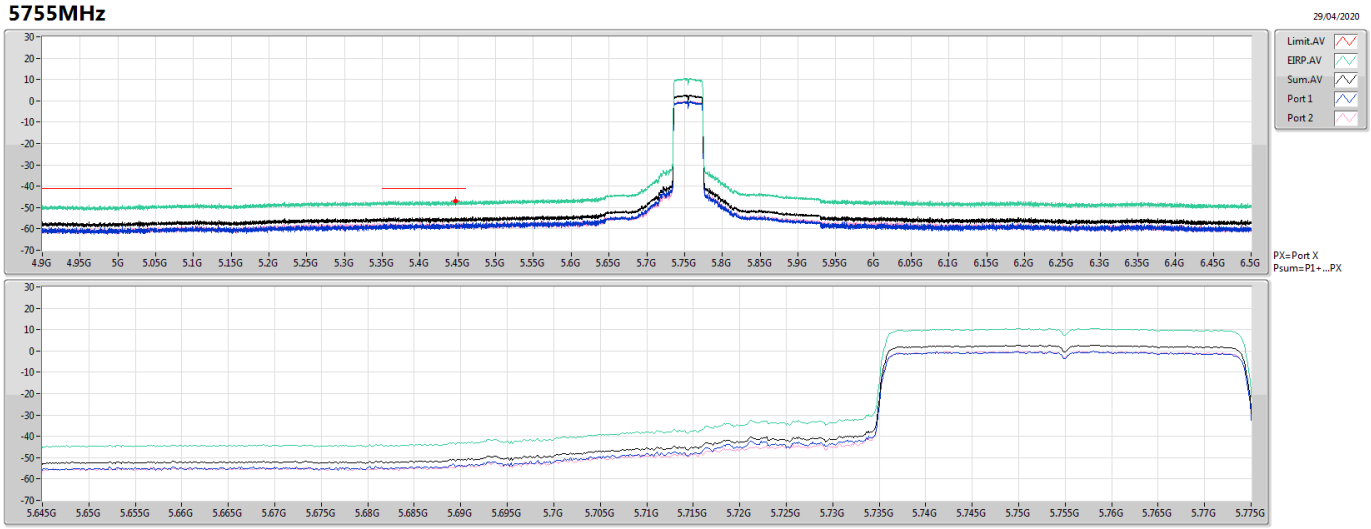

F-Start(Hz)	F-Stop(Hz)	RBW(Hz)	Type	Freq(Hz)	EIRP(dBm)	Limit(dBm)	Margin(dB)	DG(dBi)	Refl(dB)	Psum(dBm)	P1(dBm)	P2(dBm)
4.9G	5.645G	1M	AV	5.4472G	-46.79	-41.20	-5.59	7.79	0.00	-54.58	-58.25	-57.01

802.11ax HEW40_Nss1,(MCS0)_2TX **CSE-PK**

5795MHz

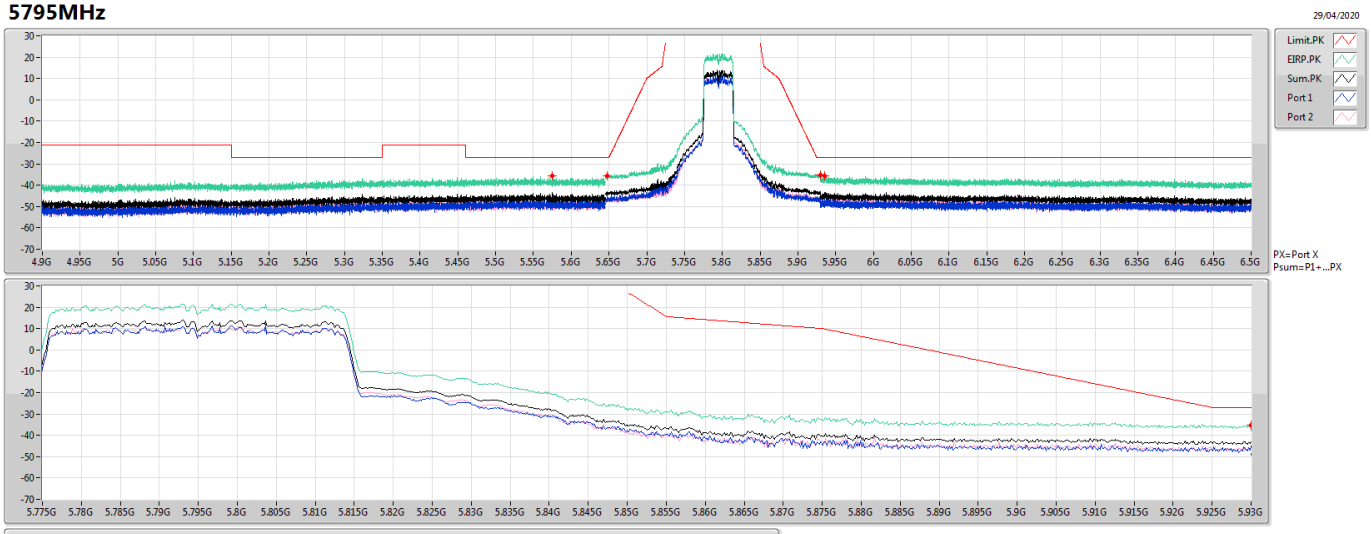

F-Start(Hz)	F-Stop(Hz)	RBW(Hz)	Type	Freq(Hz)	EIRP(dBm)	Limit(dBm)	Margin(dB)	DG(dBi)	Refl(dB)	Psum(dBm)	P1(dBm)	P2(dBm)
4.9G	5.645G	1M	PK	5.57469G	-35.76	-27.00	-8.76	7.63	0.00	-43.39	-46.25	-46.56
5.645G	5.725G	1M	PK	5.64804G	-35.59	-27.00	-8.59	7.63	0.00	-43.22	-45.20	-47.58
5.85G	5.93G	1M	PK	5.93G	-35.27	-27.00	-8.27	7.63	0.00	-42.90	-45.33	-46.58
5.93G	6.5G	1M	PK	5.93563G	-35.69	-27.00	-8.69	7.63	0.00	-43.32	-46.07	-46.61

802.11ax HEW40_Nss1,(MCS0)_2TX **CSE-AV**

5795MHz

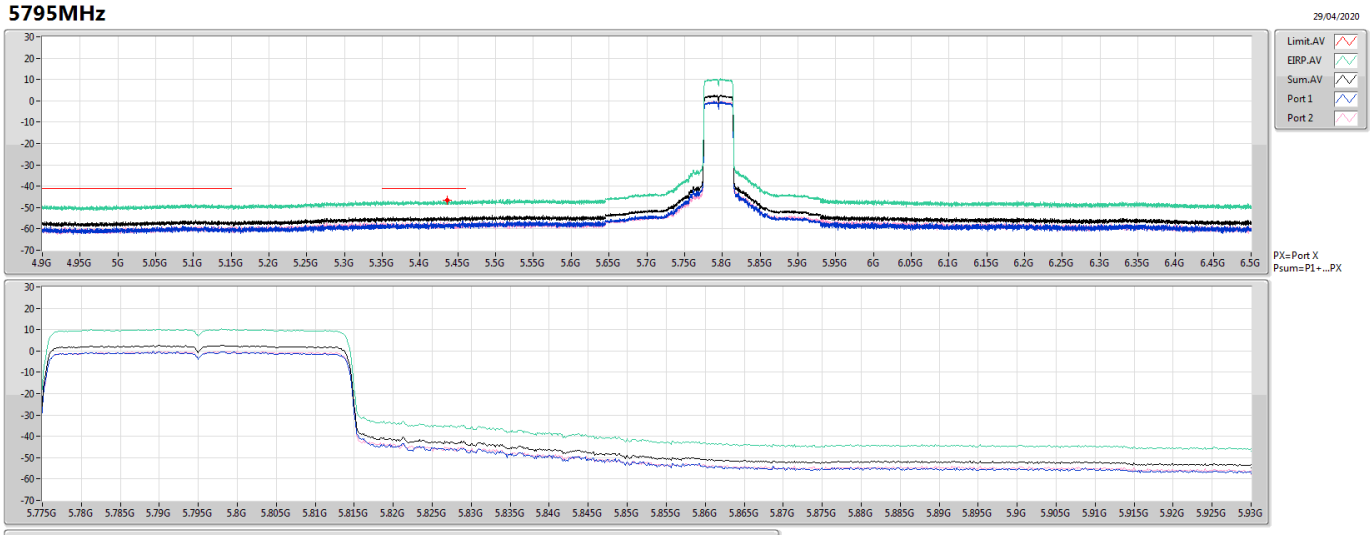

F-Start(Hz)	F-Stop(Hz)	RBW(Hz)	Type	Freq(Hz)	EIRP(dBm)	Limit(dBm)	Margin(dB)	DG(dBi)	Refl(dB)	Psum(dBm)	P1(dBm)	P2(dBm)
4.9G	5.645G	1M	AV	5.43575G	-46.60	-41.20	-5.40	7.63	0.00	-54.23	-57.81	-56.74

802.11ax HEW80_Nss1,(MCS0)_2TX **CSE-PK**

5775MHz

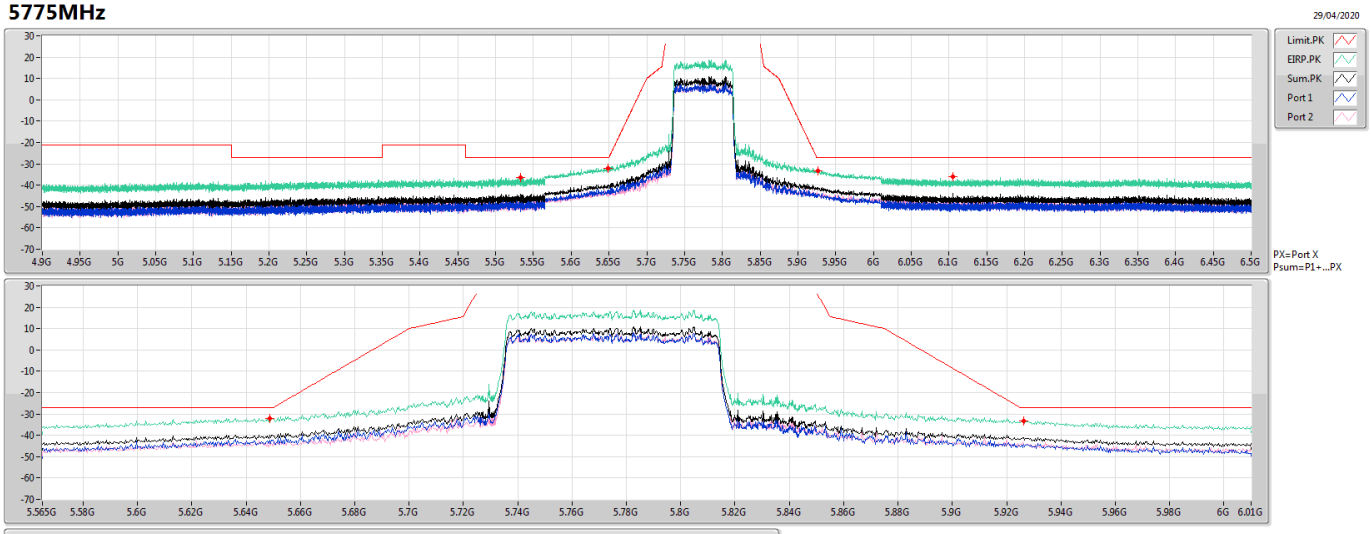

F-Start(Hz)	F-Stop(Hz)	RBW(Hz)	Type	Freq(Hz)	EIRP(dBm)	Limit(dBm)	Margin(dB)	DG(dBi)	Refl(dB)	Psum(dBm)	P1(dBm)	P2(dBm)
4.9G	5.565G	1M	PK	5.53325G	-36.30	-27.00	-9.30	7.79	0.00	-44.09	-45.77	-49.03
5.565G	5.725G	1M	PK	5.64884G	-32.08	-27.00	-5.08	7.79	0.00	-39.87	-42.24	-43.64
5.85G	6.01G	1M	PK	5.92616G	-33.35	-27.00	-6.35	7.79	0.00	-41.14	-44.19	-44.11
6.01G	6.5G	1M	PK	6.10482G	-35.97	-27.00	-8.97	7.79	0.00	-43.76	-46.73	-46.81

802.11ax HEW80_Nss1,(MCS0)_2TX **CSE-AV**

5775MHz

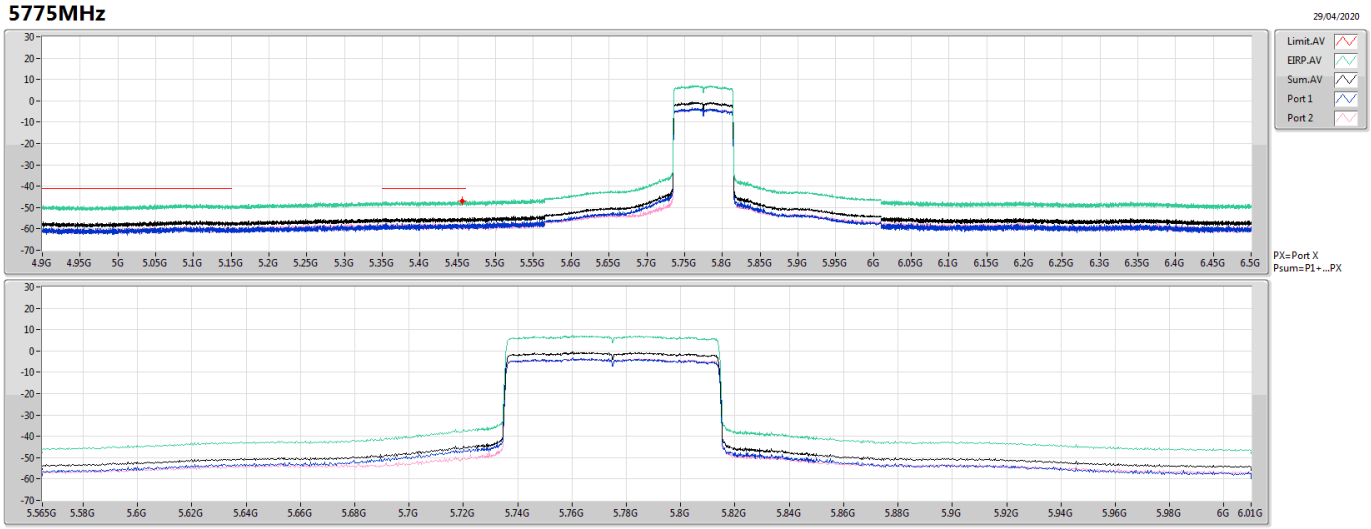

F-Start(Hz)	F-Stop(Hz)	RBW(Hz)	Type	Freq(Hz)	EIRP(dBm)	Limit(dBm)	Margin(dB)	DG(dBi)	Refl(dB)	Psum(dBm)	P1(dBm)	P2(dBm)
4.9G	5.565G	1M	AV	5.45611G	-47.10	-41.20	-5.90	7.79	0.00	-54.89	-58.15	-57.66

Summary

Mode	Result	Type	Freq (Hz)	Level (dBuV/m)	Limit (dBuV/m)	Margin (dB)	Condition
Mode 1	Pass	AV	7.31153G	43.99	54.00	-10.01	Vertical

Mode 1

25/05/2020

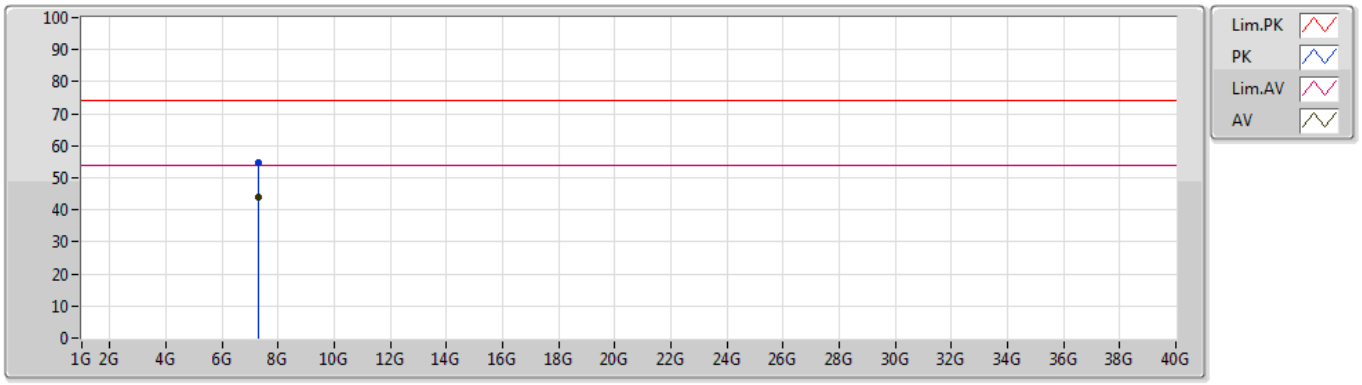

Type	Freq	Level	Limit	Margin	Factor	Dist	Condition	Azimuth	Height	Comment	Raw	AF	CL	PA
	(Hz)	(dBuV/m)	(dBuV/m)	(dB)	(dB)	(m)		(°)	(m)		(dBuV)	(dB)	(dB)	(dB)
PK	7.3115G	54.53	74.00	-19.47	8.68	3	Vertical	32	1.06	-	45.85	36.58	7.34	35.24
AV	7.31153G	43.99	54.00	-10.01	8.68	3	Vertical	32	1.06	"Worst"	35.31	36.58	7.34	35.24

Mode 1

27/05/2020

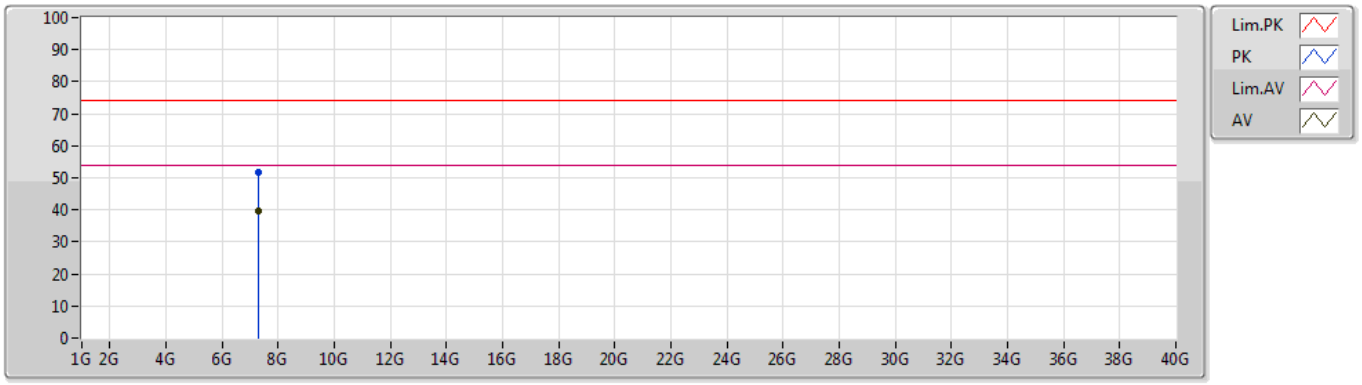

Type	Freq	Level	Limit	Margin	Factor	Dist	Condition	Azimuth	Height	Comment	Raw	AF	CL	PA
	(Hz)	(dBuV/m)	(dBuV/m)	(dB)	(dB)	(m)		(°)	(m)		(dBuV)	(dB)	(dB)	(dB)
PK	7.3102G	51.71	74.00	-22.29	8.68	3	Horizontal	40	2.31	-	43.03	36.58	7.34	35.24
AV	7.31016G	39.65	54.00	-14.35	8.68	3	Horizontal	40	2.31	"Worst"	30.97	36.58	7.34	35.24