Testing Laboratory 3787

RADIO TEST REPORT

FCC ID	:	LDKIW9167IH
Equipment	:	Cisco Catalyst IW9167I Heavy Duty Access Point
Brand Name	:	CISCO
Model Name	:	IW9167IH-B , IW9167IH-ROW
Applicant	:	Cisco Systems Inc 125 West Tasman Drive San Jose California United States 95134-1706
Manufacturer	:	Cisco Systems Inc 125 West Tasman Drive San Jose California United States 95134-1706
Standard	:	47 CFR FCC Part 15.407

The product was received on Feb. 16, 2023, and testing was started from Jul. 10, 2023 and completed on Oct. 31, 2023. We, Sporton International Inc. Hsinchu Laboratory, would like to declare that the tested sample has been evaluated in accordance with the procedures given in ANSI C63.10-2013 and shown compliance with the applicable technical standards.

The test results in this variant report apply exclusively to the tested model / sample. Without written approval of Sporton International Inc. Hsinchu Laboratory, the test report shall not be reproduced except in full.

Approved by: Sam Chen

Sporton International Inc. Hsinchu Laboratory
No.8, Ln. 724, Bo'ai St., Zhubei City, Hsinchu County 302010, Taiwan (R.O.C.)

Table of Contents

History of this test report **3**

Summary of Test Result **4**

1 General Description **5**

1.1 Information 5
1.2 Applicable Standards 11
1.3 Testing Location Information 11
1.4 Measurement Uncertainty 12

2 Test Configuration of EUT **13**

2.1 Test Channel Mode 13
2.2 The Worst Case Measurement Configuration 17
2.3 EUT Operation during Test 19
2.4 Accessories 19
2.5 Support Equipment 20
2.6 Test Setup Diagram 21

3 Transmitter Test Result **24**

3.1 AC Power-line Conducted Emissions 24
3.2 Emission Bandwidth 26
3.3 Maximum Equivalent Isotopically Radiated Power (E.I.R.P.) 27
3.4 Peak Power Spectral Density (E.I.R.P.) 29
3.5 Unwanted Emissions 32

4 Test Equipment and Calibration Data **38**

Appendix A. Test Results of AC Power-line Conducted Emissions

Appendix B. Test Results of Emission Bandwidth

Appendix C. Test Results of Maximum Equivalent Isotopically Radiated Power (E.I.R.P.)

Appendix D. Test Results of Peak Power Spectral Density (E.I.R.P.)

Appendix E. Test Results of Unwanted Emissions

Appendix F. Test Photos

Photographs of EUT v01

History of this test report

Report No.	Version	Description	Issued Date
FR322212-05	01	Initial issue of report	Apr. 18, 2024

Summary of Test Result

Report Clause	Ref Std. Clause	Test Items	Result (PASS/FAIL)	Remark
1.1.2	15.203	Antenna Requirement	PASS	-
3.1	15.207	AC Power-line Conducted Emissions	PASS	-
3.2	15.407(a)	Emission Bandwidth	PASS	-
3.3	15.407(a)	Maximum Equivalent Isotopically Radiated Power (E.I.R.P.)	PASS	-
3.4	15.407(a)	Peak Power Spectral Density (E.I.R.P.)	PASS	-
3.5	15.407(b)	Unwanted Emissions	PASS	-
-	15.407(d)	Contention-Based Protocol	N/A	Standard Power AP w/o test
Note: Reference to Sporton Project No.: 322212.				

Conformity Assessment Condition:
1. The test results (PASS/FAIL) with all measurement uncertainty excluded are presented against the regulation limits or in accordance with the requirements stipulated by the applicant/manufacturer who shall bear all the risks of non-compliance that may potentially occur if measurement uncertainty is taken into account. 2. The measurement uncertainty please refer to each test result in the chapter "Measurement Uncertainty".
Disclaimer:
The product specifications of the EUT presented in the test report that may affect the test assessments are declared by the manufacturer who shall take full responsibility for the authenticity.

Reviewed by: Sam Chen
Report Producer: Sophia Shiung

1 General Description

1.1 Information

1.1.1 RF General Information

Frequency Range (MHz)	IEEE Std. 802.11	Ch. Frequency (MHz)	Channel Number
5925-6425	ax (HEW20)	5955-6415	1-93 [24]
6525-6875		6535-6855	117-181 [17]
5925-6425	ax (HEW40)	5965-6405	3-91 [12]
6525-6875		6565-6845	123-179 [8]
5925-6425	ax (HEW80)	5985-6385	7-87 [6]
6525-6875		6625-6785	135-167 [3]
5925-6425	ax (HEW160)	6025-6345	15-79 [3]
6525-6875		6665	143 [1]

For Radio 2

Band	Mode	BWch (MHz)	Nant
5925-6425, 6525-6875MHz	802.11ax HEW20	20	1, 2, 4TX/4RX
5925-6425, 6525-6875MHz	802.11ax HEW20-BF	20	2, 4TX/4RX
5925-6425, 6525-6875MHz	802.11ax HEW40	40	1, 2, 4TX/4RX
5925-6425, 6525-6875MHz	802.11ax HEW40-BF	40	2, 4TX/4RX
5925-6425, 6525-6875MHz	802.11ax HEW80	80	1, 2, 4TX/4RX
5925-6425, 6525-6875MHz	802.11ax HEW80-BF	80	2, 4TX/4RX
5925-6425, 6525-6875MHz	802.11ax HEW160	160	1, 2, 4TX/4RX
5925-6425, 6525-6875MHz	802.11ax HEW160-BF	160	2, 4TX/4RX

For Scanning Radio 3

Band	Mode	BWch (MHz)	Nant
5925-6425, 6525-6875MHz	802.11ax HEW160	160	2RX

Note:
- HEW20, HEW40, HEW80 and HEW160 use a combination of OFDMA-BPSK, QPSK, 16QAM, 64QAM, 256QAM, 1024QAM modulation.
- BWch is the nominal channel bandwidth.

1.1.2 Antenna Information

Ant.	Brand	Model Name	Antenna Type	Connector	Gain (dBi)
1	WNC	95XEAK15.G66	PIFA Antenna	I-PEX	Note 1
2	WNC	95XEAK15.G67	PIFA Antenna	I-PEX	
3	WNC	95XEAK15.G68	PIFA Antenna	I-PEX	
4	WNC	95XEAK15.G69	PIFA Antenna	I-PEX	
5	WNC	95XEAK15.G70	PIFA Antenna	I-PEX	
6	WNC	95XEAK15.G71	PIFA Antenna	I-PEX	
7	WNC	95XEAK15.G72	PIFA Antenna	I-PEX	
8	WNC	95XEAK15.G73	PIFA Antenna	I-PEX	
9	WNC	95XEAK15.G74	PIFA Antenna	I-PEX	
10	WNC	95XEAK15.G75	PIFA Antenna	I-PEX	
11	WNC	95XEAK15.G76	PIFA Antenna	I-PEX	
12	WNC	95XEAK15.G77	PIFA Antenna	I-PEX	

Ant.	Port							
	Iron Radio 1		Radio 2	Scanning Radio 3			Radio 4	Radio 5
	WLAN 2.4GHz	WLAN 5GHz	WLAN 6GHz	WLAN 2.4GHz	WLAN 5GHz	WLAN 6GHz	Bluetooth	GPS
1	3	2	-	-	-	-	-	-
2	2	3	-	-	-	-	-	-
3	1	4	-	-	-	-	-	-
4	4	1	-	-	-	-	-	-
5	-	-	3	-	-	-	-	-
6	-	-	1	-	-	-	-	-
7	-	-	2	-	-	-	-	-
8	-	-	4	-	-	-	-	-
9	-	-	-	2	2	2	-	-
10	-	-	-	1	1	1	-	-
11	-	-	-	-	-	-	1	-
12	-	-	-	-	-	-	-	1

Note 1:

Ant.	Antenna Gain (dBi)						
	Iron Radio 1					Radio 2	
	WLAN 2.4GHz	WLAN 5GHz				WLAN 6GHz	
		UNII 1	UNII 2A	UNII 2C	UNII 3	UNII 5	UNII 7
1	2.17	1.39	1.71	3.09	3.45	-	-
2	3.28	3.37	3.54	4.2	4.12	-	-
3	3.95	3.42	3.05	3.92	4.41	-	-
4	2.63	1.47	1.36	2.39	2.26	-	-
5	-	-	-	-	-	3.66	5.16
6	-	-	-	-	-	3.38	5.81
7	-	-	-	-	-	3.54	3.51
8	-	-	-	-	-	4.27	5.50

Ant.	Antenna Gain (dBi)								
	Scanning Radio 3							Radio 4	Radio 5
	WLAN 2.4GHz	WLAN 5GHz				WLAN 6GHz		Bluetooth	GPS
		UNII 1	UNII 2A	UNII 2C	UNII 3	UNII 5	UNII 7		
9	3.06	3.81	3.38	3.2	2.54	3.22	4.97	-	-
10	2.52	3.21	2.86	3.11	3.78	3.22	3.00	-	-
11	-	-	-	-	-	-	-	3.05	-
12	-	-	-	-	-	-	-	-	2.4

Item	Directional Gain (dBi)						
	WLAN 2.4GHz	WLAN 5GHz				WLAN 6GHz	
		UNII 1	UNII 2A	UNII 2C	UNII 3	UNII 5	UNII 7
2T1S	6.28	2.85	2.93	5.09	5.42	5.03	6.74
2T2S	3.95	1.47	1.71	3.09	3.45	3.54	5.81
4T1S	8.04	6.58	6.15	6.87	7.35	8.35	8.63
4T2S	5.04	3.58	3.54	4.2	4.41	5.35	5.81
4T4S	3.95	3.42	3.54	4.2	4.41	4.27	5.81

Note 2: The above information (except antenna gain and directional gain of Ant. 1~11) was declared by manufacturer.

Note 3: The antenna gain and directional gain of Ant. 1~11 are measured which follow the procedure of KDB 662911 D03.

Note 4: **For Iron Radio 1**

For 2.4GHz function:

For IEEE 802.11 b/g/n/VHT/ax (1TX/4RX):

Only Port 1 can be use as transmitting antenna.

Port 1~4 can be used as receiving antenna.

Port 1~4 can receive simultaneously.

For IEEE 802.11 b/g/n/VHT/ax (2TX/4RX):

Port 1 and Port 2 can be used as transmitting antenna.

Port 1~4 can be used as receiving antenna.

Port 1 and Port 2 can transmit simultaneously; Port 1~4 can receive simultaneously.

For IEEE 802.11 b/g/n/VHT/ax (4TX/4RX):

Port 1~4 can be used as transmitting/receiving antenna.

Port 1~4 can transmit/receive simultaneously.

For 5GHz function:

For IEEE 802.11 a/n/ac/ax (1TX/4RX):

Only Port 1 can be use as transmitting antenna.

Port 1~4 can be used as receiving antenna.

Port 1~4 can receive simultaneously.

For IEEE 802.11 a/n/ac/ax (2TX/4RX):

Port 1 and Port 2 can be used as transmitting antenna.

Port 1~4 can be used as receiving antenna.

Port 1 and Port 2 can transmit simultaneously; Port 1~4 can receive simultaneously.

For IEEE 802.11 a/n/ac/ax (4TX/4RX):

Port 1~4 can be used as transmitting/receiving antenna.

Port 1~4 can transmit/receive simultaneously.

For Radio 2
For 6GHz function:
For IEEE 802.11 ax (1TX/4RX):
Only Port 1 can be use as transmitting antenna.
Port 1~4 can be used as receiving antenna.
Port 1~4 can receive simultaneously.
For IEEE 802.11 ax (2TX/4RX):
Port 1 and Port 2 can be used as transmitting antenna.
Port 1~4 can be used as receiving antenna.
Port 1 and Port 2 can transmit simultaneously; Port 1~4 can receive simultaneously.
For IEEE 802.11 ax (4TX/4RX):
Port 1~4 can be used as transmitting/receiving antenna.
Port 1~4 can transmit/receive simultaneously.

For Scanning Radio 3
For 2.4GHz function:
For IEEE 802.11 b/g/n/VHT/ax (1TX/2RX):
Only Port 1 can be use as transmitting antenna.
Port 1 and Port 2 can be used as receiving antenna.
Port 1 and Port 2 can receive simultaneously.
For 5GHz function:
For IEEE 802.11 a/n/ac/ax (1TX/2RX):
Only Port 1 can be use as transmitting antenna.
Port 1 and Port 2 can be used as receiving antenna.
Port 1 and Port 2 can receive simultaneously.
For 6GHz function:
For IEEE 802.11 ax (2RX):
Port 1 and Port 2 can be used as receiving antenna.
Port 1 and Port 2 can receive simultaneously.

For Radio 4
For bluetooth function (1TX/1RX):
Only Port 1 can be used as transmitting/receiving antenna.

For Radio 5
For GPS function (1RX):
Only Port 1 can be used as receiving antenna.

1.1.3 Mode Test Duty Cycle

Mode	DC	DCF(dB)	T(s)	VBW(Hz) ≥ 1/T
802.11ax HEW20	0.795	1	5.445m	300
802.11ax HEW20-BF	0.795	1	5.445m	300
802.11ax HEW40	0.792	1.01	5.444m	300
802.11ax HEW40-BF	0.792	1.01	5.444m	300
802.11ax HEW80	0.793	1.01	5.444m	300
802.11ax HEW80-BF	0.793	1.01	5.444m	300
802.11ax HEW160	0.791	1.02	5.444m	300
802.11ax HEW160-BF	0.791	1.02	5.444m	300

Note:
- DC is Duty Cycle.
- DCF is Duty Cycle Factor.

1.1.4 EUT Operational Condition

EUT Power Type	From power adapter or PoE or DC 48V			
Beamforming Function	☒	With beamforming	☐	Without beamforming
	The product has beamforming function for n/VHT/ax in 2.4GHz, n/ac/ax in 5GHz in Iron Radio 1, and ax in 6GHz in Radio 2.			
Device Type	☐	Indoor Access Point	☐	Subordinate
	☐	Indoor Client	☒	Standard Power Access Point
	☐	Dual Client	☐	Standard Client
	☐	Fixed Client		
Channel Puncturing Function	☐	Supported	☒	Unsupported
Support RU	☒	Full RU	☐	Partial RU
Test Software Version	QSPR[Ver:5.0-00201]			
Supported Software Product IDs (PID)	IW9167IH-B, IW9167IH-ROW IW9167IH-B-AP, IW9167IH-ROW-AP			

Note: The above information was declared by manufacturer.

1.1.5 Table for Multiple Listing

The model names in the following table are all refer to the identical product.

Model Name	Description
IW9167IH-B	All the models are identical, the difference model names served as marketing strategy.
IW9167IH-ROW	

Note 1: From the above models, model: IW9167IH-B was selected as representative model for the test and its data was recorded in this report.

Note 2: The above information was declared by manufacturer.

1.1.6 Table for Radio Function

Radio (R)	WLAN 2.4GHz	WLAN 5GHz	WLAN 6GHz	Bluetooth	GPS
R1 (Iron Radio)	V (20MHz)	V (20/40/80MHz)	-	-	-
R2	-	-	V (20/40/80/160MHz)	-	-
R3 (Scanning Radio)	V (20MHz)	V (20/40/80/160MHz)	V (160MHz – RX only)	-	-
R4	-	-	-	V	-
R5	-	-	-	-	V

Note 1: The Radio 1 and Radio 3 can't operate at the same frequency.
Note 2: The above information was declared by manufacturer.

1.1.7 Table for Permissive Change

This product is an extension of original one reported under Sporton project number: 322212.

Below is the table for the change of the product with respect to the original one.

Modifications	Performance Checking
Adding 6GHz function (UNII 5, UNII 7) for the device.	All test items

1.2 Applicable Standards

According to the specifications of the manufacturer, the EUT must comply with the requirements of the following standards:

- 47 CFR FCC Part 15.407
- ANSI C63.10-2013
- FCC KDB 789033 D02 v02r01

The following reference test guidance is not within the scope of accreditation of TAF.

- FCC KDB 987594 D02 v02r01
- FCC KDB 662911 D03 v01
- FCC KDB 412172 D01 v01r01
- FCC KDB 414788 D01 v01r01

1.3 Testing Location Information

Testing Location Information	
Test Lab.：Sporton International Inc. Hsinchu Laboratory	
Hsinchu	ADD: No.8, Ln. 724, Bo'ai St., Zhubei City, Hsinchu County 302010, Taiwan (R.O.C.)
(TAF: 3787)	TEL: 886-3-656-9065 FAX: 886-3-656-9085
	Test site Designation No. TW3787 with FCC.
	Conformity Assessment Body Identifier (CABID) TW3787 with ISED.

Test Condition	Test Site No.	Test Engineer	Test Environment (°C / %)	Test Date
RF Conducted	TH02-CB	Brian Sun	19.9~20.4 / 65~67	Oct. 13, 2023~ Oct. 14, 2023
Radiated	03CH03-CB	George Fan	22.4~23.5 / 55~58	Oct. 30, 2023~ Oct. 31, 2023
AC Conduction	CO01-CB	Elvin Yeh	21~23 / 51~54	Jul. 10, 2023

Note: The tested sample of the Radio 2 test item (except AC Conduction) was received on Oct. 13, 2023.

1.4 Measurement Uncertainty

ISO/IEC 17025 requires that an estimate of the measurement uncertainties associated with the emissions test results be included in the report. The measurement uncertainties given below are based on a 95% confidence level (based on a coverage factor (k=2)

Test Items	Uncertainty	Remark
Conducted Emission (150kHz ~ 30MHz)	3.4 dB	Confidence levels of 95%
Radiated Emission (9kHz ~ 30MHz)	3.4 dB	Confidence levels of 95%
Radiated Emission (30MHz ~ 1,000MHz)	5.6 dB	Confidence levels of 95%
Radiated Emission (1GHz ~ 18GHz)	5.2 dB	Confidence levels of 95%
Radiated Emission (18GHz ~ 40GHz)	4.7 dB	Confidence levels of 95%
Conducted Emission	3.2 dB	Confidence levels of 95%
Output Power Measurement	0.8 dB	Confidence levels of 95%
Power Density Measurement	3.2 dB	Confidence levels of 95%
Bandwidth Measurement	2.0 %	Confidence levels of 95%

2 Test Configuration of EUT

2.1 Test Channel Mode

For 1TX

Mode	Power Setting
802.11ax HEW20_Nss1,(MCS0)_1TX	-
5955MHz	17.5
6195MHz	18
6415MHz	18.5
6535MHz	14.5
6695MHz	14.5
6855MHz	14.5
802.11ax HEW40_Nss1,(MCS0)_1TX	-
5965MHz	17.5
6205MHz	18
6405MHz	18.5
6565MHz	14
6685MHz	14.5
6845MHz	14.5
802.11ax HEW80_Nss1,(MCS0)_1TX	-
5985MHz	17
6225MHz	17.5
6385MHz	18
6625MHz	14
6705MHz	14
6785MHz	14
802.11ax HEW160_Nss1,(MCS0)_1TX	-
6025MHz	17
6185MHz	17.5
6345MHz	18.5
6665MHz	14

For 2TX

Mode	Power Setting
802.11ax HEW20_Nss1,(MCS0)_2TX	-
5955MHz	14
6195MHz	15
6415MHz	15.5
6535MHz	12
6695MHz	12

Mode	Power Setting
6855MHz	12
802.11ax HEW40_Nss1,(MCS0)_2TX	-
5965MHz	13.5
6205MHz	14.5
6405MHz	15.5
6565MHz	12
6685MHz	12
6845MHz	11.5
802.11ax HEW80_Nss1,(MCS0)_2TX	-
5985MHz	13.5
6225MHz	14
6385MHz	15.5
6625MHz	11.5
6705MHz	11.5
6785MHz	11.5
802.11ax HEW160_Nss1,(MCS0)_2TX	-
6025MHz	14
6185MHz	14.5
6345MHz	15
6665MHz	11.5
802.11ax HEW20-BF_Nss1,(MCS0)_2TX	-
5955MHz	12
6195MHz	13
6415MHz	13.5
6535MHz	11
6695MHz	11
6855MHz	11
802.11ax HEW40-BF_Nss1,(MCS0)_2TX	-
5965MHz	11.5
6205MHz	12.5
6405MHz	13
6565MHz	11
6685MHz	11
6845MHz	10.5
802.11ax HEW80-BF_Nss1,(MCS0)_2TX	-
5985MHz	11.5
6225MHz	12
6385MHz	13
6625MHz	10.5

Mode	Power Setting
6705MHz	10.5
6785MHz	10.5
802.11ax HEW160-BF_Nss1,(MCS0)_2TX	-
6025MHz	12
6185MHz	12.5
6345MHz	13
6665MHz	10.5

For 4TX

Mode	Power Setting
802.11ax HEW20_Nss1,(MCS0)_4TX	-
5955MHz	9.5
6195MHz	10.5
6415MHz	10.5
6535MHz	8.5
6695MHz	9
6855MHz	8.5
802.11ax HEW40_Nss1,(MCS0)_4TX	-
5965MHz	9
6205MHz	10
6405MHz	10.5
6565MHz	8.5
6685MHz	8.5
6845MHz	8.5
802.11ax HEW80_Nss1,(MCS0)_4TX	-
5985MHz	9
6225MHz	9.5
6385MHz	10.5
6625MHz	8
6705MHz	8.5
6785MHz	8
802.11ax HEW160_Nss1,(MCS0)_4TX	-
6025MHz	9.5
6185MHz	9.5
6345MHz	10
6665MHz	8.5
802.11ax HEW20-BF_Nss1,(MCS0)_4TX	-
5955MHz	5
6195MHz	5.5
6415MHz	5.5

Mode	Power Setting
6535MHz	5
6695MHz	5.5
6855MHz	5
802.11ax HEW40-BF_Nss1,(MCS0)_4TX	-
5965MHz	5.5
6205MHz	6
6405MHz	6.5
6565MHz	6
6685MHz	6
6845MHz	5.5
802.11ax HEW80-BF_Nss1,(MCS0)_4TX	-
5985MHz	5
6225MHz	5.5
6385MHz	6.5
6625MHz	6
6705MHz	5.5
6785MHz	5.5
802.11ax HEW160-BF_Nss1,(MCS0)_4TX	-
6025MHz	6
6185MHz	6
6345MHz	6.5
6665MHz	6

Note:
- The EUT supports non-beamforming and beamforming modes, after evaluating, the non-beamforming mode has been evaluated to be the worst case, so it was selected to test. The beamforming mode evaluates the output power only.

2.2 The Worst Case Measurement Configuration

The Worst Case Mode for Following Conformance Tests	
Tests Item	AC power-line conducted emissions
Condition	AC power-line conducted measurement for line and neutral Test Voltage: 120Vac / 60Hz
Operating Mode	Normal Link
1	EUT + Adapter_WLAN 2.4GHz (R1) + WLAN 5GHz (R1) + WLAN 6GHz (R2) + WLAN 2.4GHz (R3)
2	EUT + Adapter_WLAN 2.4GHz (R1) + WLAN 5GHz (R1) + WLAN 6GHz (R2) + WLAN 5GHz (R3)
3	EUT + Adapter_WLAN 2.4GHz (R1) + WLAN 5GHz (R1) + WLAN 6GHz (R2) + WLAN 6GHz (R3)
Mode 2 has been evaluated to be the worst case among Mode 1~3, so measurement for Mode 4~6 will follow this same test mode.	
4	EUT + PoE_WLAN 2.4GHz (R1) + WLAN 5GHz (R1) + WLAN 6GHz (R2) + WLAN 5GHz (R3)
5	EUT + Ethernet cable + DC 48V_WLAN 2.4GHz (R1) + WLAN 5GHz (R1) + WLAN 6GHz (R2) + WLAN 5GHz (R3)
6	EUT + Ethernet cable + PoE_WLAN 2.4GHz (R1) + WLAN 5GHz (R1) + WLAN 6GHz (R2) + WLAN 5GHz (R3)
For operating, Mode 6 is the worst case and it was record in this test report.	

The Worst Case Mode for Following Conformance Tests	
Tests Item	Emission Bandwidth Maximum Equivalent Isotopically Radiated Power (E.I.R.P.) Peak Power Spectral Density (E.I.R.P.) Emission MASK
Test Condition	Conducted measurement at transmit chains
1	R2: 1T1S
2	R2: 2T1S
3	R2: 4T1S

The Worst Case Mode for Following Conformance Tests	
Tests Item	Unwanted Emissions
Test Condition	Radiated measurement If EUT consist of multiple antenna assembly (multiple antenna are used in EUT regardless of spatial multiplexing MIMO configuration), the radiated test should be performed with highest antenna gain of each antenna type.
Operating Mode < 1GHz	CTX
	1. After evaluating, EUT in Z axis was the worst case, so the measurement will follow this same test configuration. 2. According to the original test report, powered by PoE has been evaluated to be the worst case, so the measurement will follow this same test configuration.
1	EUT in Z axis + PoE

The Worst Case Mode for Following Conformance Tests	
Tests Item	Unwanted Emissions
Test Condition	Conducted measurement at transmit chains
Operating Mode > 1GHz	CTX (Harmonic and bandedge)
1	R2: 1T1S
2	R2: 2T1S
3	R2: 4T1S

The Worst Case Mode for Following Conformance Tests	
Tests Item	Unwanted Emissions
Test Condition	Radiated measurement
Operating Mode > 1GHz	CTX (Cabinet)
	After evaluating, EUT in Z axis was the worst case, so the measurement will follow this same test configuration.
1	EUT in Z axis

The Worst Case Mode for Following Conformance Tests	
Tests Item	Simultaneous Transmission Analysis - Co-location RF Exposure Evaluation
Operating Mode	
1	WLAN 2.4GHz (R1) + WLAN 5GHz (R1) + WLAN 6GHz (R2) + WLAN 2.4GHz (R3) + Bluetooth (R4)
2	WLAN 2.4GHz (R1) + WLAN 5GHz (R1) + WLAN 6GHz (R2) + WLAN 5GHz (R3) + Bluetooth (R4)
Refer to Sporton Test Report No.: FA322212-05 for Co-location RF Exposure Evaluation.	

Note: The PoE was for measurement only and would not be marketed. ts information is shown as below:

Equipment	Brand Name	Model Name	FCC ID
PoE	CISCO	POE075U-1BT-C	N/A

2.3 EUT Operation during Test

For CTX Mode:

The EUT was programmed to be in continuously transmitting mode.

For Normal Link Mode:

During the test, the EUT operation to normal function.

2.4 Accessories

Accessories
Waterproof cover 1*1
Waterproof cover 2*1
Waterproof cover 3*1
Wall bracket 1*1
Wall bracket 2*1
Ground cable*1: Non-shielded, 0.8m
DC cable (Yellow)*1: Non-shielded, 2.6m
DC cable connector*1
Ethernet cable*2: Shielded, 3m
Ethernet cable connector*2

2.5 Support Equipment

For AC Conduction:

Support Equipment				
No.	**Equipment**	**Brand Name**	**Model Name**	**FCC ID**
A	LAN NB	DELL	E6430	N/A
B	SFP LAN NB	DELL	E6430	N/A
C	2.4G Client	WNC	N/A	N/A
D	2.4G Client NB	DELL	E6430	N/A
E	5G Client	WNC	N/A	N/A
F	5G Client NB	DELL	E6430	N/A
G	Scan Radio Client	WNC	N/A	N/A
H	Scan Radio Client NB	DELL	E6430	N/A
I	GPS Simulator	WELNAVIGATE	GS-100	N/A
J	PoE	CISCO	POE075U-1BT-C	N/A

For Radiated and RF Conducted:

Support Equipment				
No.	**Equipment**	**Brand Name**	**Model Name**	**FCC ID**
A	Notebook	DELL	E4300	N/A
B	PoE	CISCO	POE075U-1BT-C	N/A

2.6 Test Setup Diagram

Test Setup Diagram – AC Line Conducted Emission Test

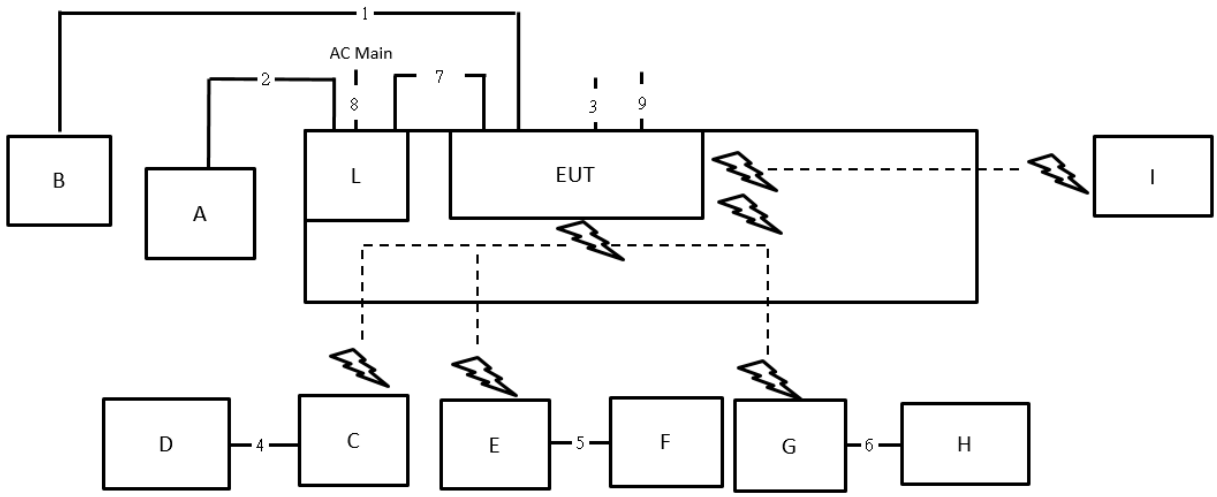

Item	Connection	Shielded	Length
1	RJ-45 cable	Yes	3m
2	RJ-45 cable	Yes	3m
3	Console cable	No	1m
4	RJ-45 cable	No	1.8m
5	RJ-45 cable	No	1m
6	RJ-45 cable	No	1m
7	RJ-45 cable	Yes	3m
8	Power cable	No	1.8m
9	GND Cable	No	1.5m

Test Setup Diagram - Radiated Test < 1GHz

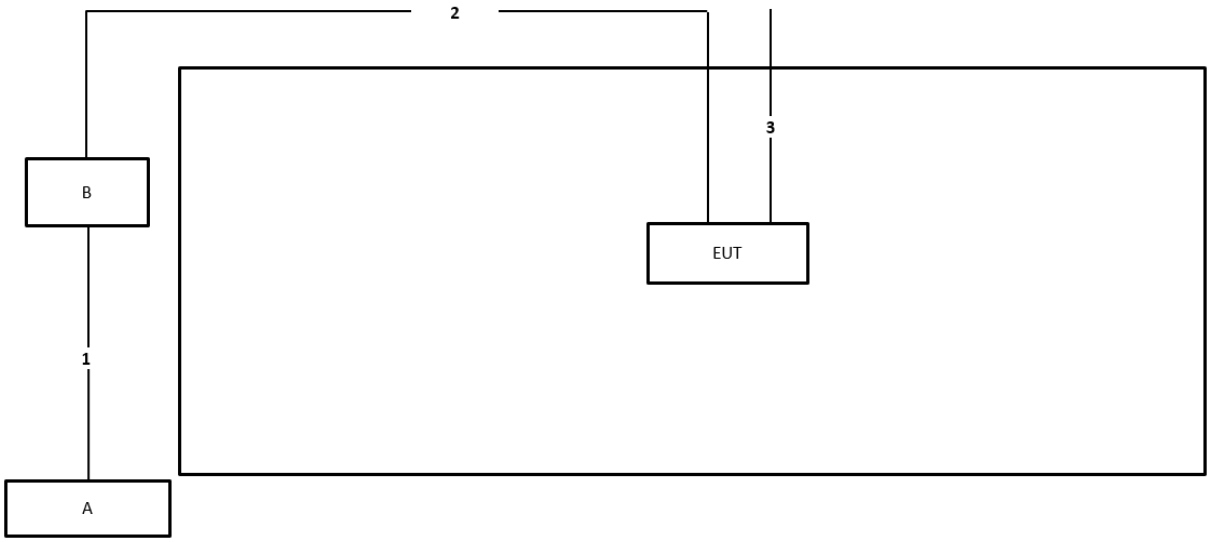

Item	Connection	Shielded	Length
1	RJ-45 cable	No	1.5m
2	RJ-45 cable	No	10m
3	Ground cable	No	0.8m

Test Setup Diagram - Radiated Test > 1GHz

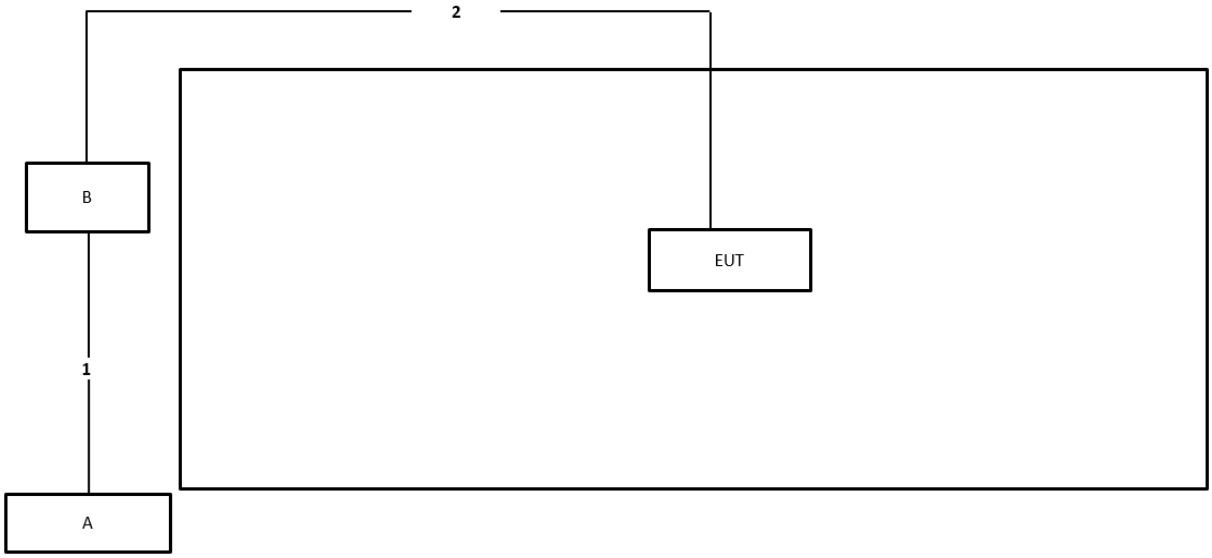

Item	Connection	Shielded	Length
1	RJ-45 cable	No	1.5m
2	RJ-45 cable	No	10m

3 Transmitter Test Result

3.1 AC Power-line Conducted Emissions

3.1.1 AC Power-line Conducted Emissions Limit

AC Power-line Conducted Emissions Limit		
Frequency Emission (MHz)	**Quasi-Peak**	**Average**
0.15-0.5	66 - 56 *	56 - 46 *
0.5-5	56	46
5-30	60	50
Note 1: * Decreases with the logarithm of the frequency.		

3.1.2 Measuring Instruments

Refer a test equipment and calibration data table in this test report.

3.1.3 Test Procedures

Test Method
☒ Refer as ANSI C63.10-2013, clause 6.2 for AC power-line conducted emissions.

3.1.4 Test Setup

AC Power-line Conducted Emissions

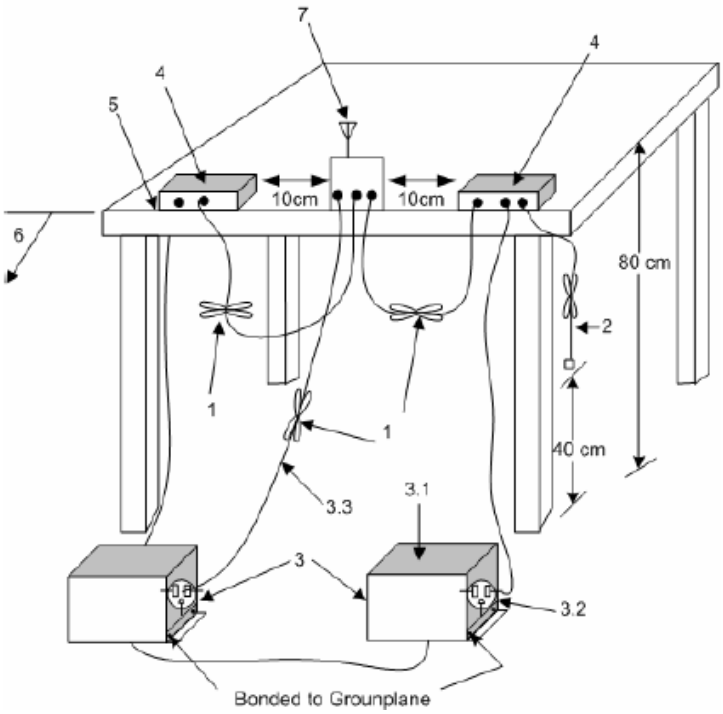

1—Interconnecting cables that hang closer than 40 cm to the ground plane shall be folded back and forth in the center forming a bundle 30 cm to 40 cm long.
2—The I/O cables that are not connected to an accessory shall be bundled in the center. The end of the cable may be terminated, if required, using the correct terminating impedance. The overall length shall not exceed 1 m.
3—EUT connected to one LISN. Unused LISN measuring port connectors shall be terminated in 50 Ω loads. LISN may be placed on top of, or immediately beneath, reference ground plane.
3.1—All other equipment powered from additional LISN(s).
3.2—A multiple-outlet strip may be used for multiple power cords of non-EUT equipment.
3.3—LISN at least 80 cm from nearest part of EUT chassis.
4—Non-EUT components of EUT system being tested.
5—Rear of EUT, including peripherals, shall all be aligned and flush with edge of tabletop.
6—Edge of tabletop shall be 40 cm removed from a vertical conducting plane that is bonded to the ground plane.
7—Antenna can be integral or detachable. If detachable, then the antenna shall be attached for this test.

3.1.5 Measurement Results Calculation

The measured Level is calculated using:

a. Corrected Reading (dBuV) = LISN Factor + Cable Loss + Read Level = Level

b. Margin = - Limit + (Read Level + LISN Factor + Cable Loss)

3.1.6 Test Result of AC Power-line Conducted Emissions

Refer as Appendix A

3.2 Emission Bandwidth

3.2.1 Emission Bandwidth Limit

Emission Bandwidth Limit
UNII Devices
☒ For the 5925-6425 GHz band, N/A
☐ For the 6425-6525 GHz band, N/A
☒ For the 6525-6875 GHz band, N/A
☐ For the 6875-7125 GHz band, N/A
RLAN Devices
☐ For the 5925-6425 GHz band, N/A
☐ For the 6425-6525 GHz band, N/A
☐ For the 6525-6875 GHz band, N/A
☐ For the 6875-7125 GHz band, N/A

3.2.2 Measuring Instruments

Refer a test equipment and calibration data table in this test report.

3.2.3 Test Procedures

Test Method	
▪ For the emission bandwidth shall be measured using one of the options below:	
	☒ According to FCC KDB 987594 D02 clause II.C, measurement procedure shall refer to FCC KDB 789033 D02, clause C for EBW and clause D for OBW measurement.
	☐ Refer as ANSI C63.10, clause 6.9.1 for occupied bandwidth testing.
	☐ Refer as IC RSS-Gen, clause 4.6 for bandwidth testing.

3.2.4 Test Setup

Emission Bandwidth


3.2.5 Test Result of Emission Bandwidth

Refer as Appendix B

3.3 Maximum Equivalent Isotopically Radiated Power (E.I.R.P.)

3.3.1 Maximum Equivalent Isotopically Radiated Power (E.I.R.P.) Limit

Maximum Equivalent Isotopically Radiated Power (E.I.R.P.) Limit	
UNII Devices	
☒	For the 5.925 ~ 6.425 GHz band:
	▪ For standard power access point and fixed client device : e.i.r.p < 36 dBm. For outdoor devices, the maximum e.i.r.p. at any elevation angle above 30 degrees not exceed 125 mW (21 dBm).
	▪ For indoor access point : e.i.r.p < 30 dBm.
	▪ For subordinate device control of an indoor access point : e.i.r.p < 30 dBm.
	▪ For client device control of a standard power access point : e.i.r.p < 30 dBm.
	▪ For client device control of an indoor access point : e.i.r.p < 24 dBm.
☐	For the 6.425 ~ 6.525 GHz band:
	▪ For indoor access point : e.i.r.p < 30 dBm.
	▪ For client device control of an indoor access point : e.i.r.p < 24 dBm.
☒	For the 6.525 ~ 6.875 GHz band:
	▪ For standard power access point and fixed client device : e.i.r.p < 36 dBm. For outdoor devices, the maximum e.i.r.p. at any elevation angle above 30 degrees not exceed 125 mW (21 dBm).
	▪ For indoor access point : e.i.r.p < 30 dBm.
	▪ For subordinate device control of an indoor access point : e.i.r.p < 30 dBm.
	▪ For client device control of a standard power access point : e.i.r.p < 30 dBm.
	▪ For client device control of an indoor access point : e.i.r.p < 24 dBm.
☐	For the 6.875 ~ 7.125 GHz band:
	▪ For indoor access point : e.i.r.p < 30 dBm.
	▪ For client device control of an indoor access point : e.i.r.p < 24 dBm.
RLAN Devices	
☐	For the 5.925 ~ 7.125 GHz band:
	▪ For low-power indoor access-points & indoor subordinate devices < 30 dBm .
	▪ For low-power client devices < 24 dBm.
☐	For the 5.925 ~ 6.875 GHz band:
	▪ For standard-power access points & fixed client devices < 36 dBm. For outdoor devices, the maximum e.i.r.p. at any elevation angle above 30 degrees not exceed 125 mW (21 dBm).
	▪ For standard client devices < 30 dBm.

3.3.2 Measuring Instruments

Refer a test equipment and calibration data table in this test report.

3.3.3 Test Procedures

Test Method	
▪ According to FCC KDB 987594 D02 clause II.E, the test measurement procedure shall refer to KDB 789033.	
	Average over on/off periods with duty factor
	☐ Refer as FCC KDB 789033 D02, clause E Method SA-2 (spectral trace averaging). Spectrum analyzer setting: RBW/VBW : 1/3MHz ; Detector : RMS ; Trace mode : Average ; Sweep Count 100.
	☐ Refer as FCC KDB 789033 D02, clause E Method SA-2 Alt. (RMS detection with slow sweep speed)
	Wideband RF power meter and average over on/off periods with duty factor
	☒ Refer as FCC KDB 789033 D02, clause E Method PM-G (using an RF average power meter).
☒ For conducted measurement.	
	▪ If the EUT supports multiple transmit chains using options given below: Refer as FCC KDB 662911, In-band power measurements. Using the measure-and-sum approach, measured all transmit ports individually. Sum the power (in linear power units e.g., mW) of all ports for each individual sample and save them.
	▪ If multiple transmit chains, EIRP calculation could be following as methods: $P_{total} = P_1 + P_2 + \ldots + P_n$ (calculated in linear unit [mW] and transfer to log unit [dBm]) $EIRP_{total} = P_{total} + DG$
☐ For radiated measurement.	
	▪ Refer as FCC KDB 789033 D02 clause II A.1.F ”Antenna-port Conducted versus Radiated Testing”
	▪ Refer as ANSI C63.10, clause 6.6 for radiated emissions above 1GHz.
	▪ Refer as FCC KDB 412172 D01 clause 2.2 for EIRP calculation.

3.3.4 Test Setup

Conducted Measurement (Power Meter)
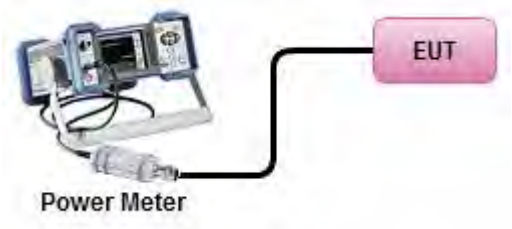

3.3.5 Test Result of Maximum Equivalent Isotopically Radiated Power (E.I.R.P)

Refer as Appendix C

3.4 Peak Power Spectral Density (E.I.R.P.)

3.4.1 Peak Power Spectral Density (E.I.R.P.) Limit

Peak Power Spectral Density (E.I.R.P.) Limit	
UNII Devices	
☒	For the 5.925 ~ 6.425 GHz band:
	▪ For standard power access point and fixed client device : e.i.r.p PSD < 23 dBm/MHz.
	▪ For indoor access point : e.i.r.p PSD < 5 dBm/MHz.
	▪ For subordinate device control of an indoor access point : e.i.r.p PSD < 5 dBm/MHz.
	▪ For client device control of a standard power access point : e.i.r.p PSD < 17 dBm/MHz.
	▪ For client device control of an indoor access point : e.i.r.p PSD < -1 dBm/MHz.
☐	For the 6.425 ~ 6.525 GHz band:
	▪ For indoor access point : e.i.r.p PSD < 5 dBm/MHz.
	▪ For client device control of an indoor access point : e.i.r.p PSD < -1 dBm/MHz.
☒	For the 6.525 ~ 6.875 GHz band:
	▪ For standard power access point and fixed client device : e.i.r.p PSD < 23 dBm/MHz.
	▪ For indoor access point : e.i.r.p PSD < 5 dBm/MHz.
	▪ For subordinate device control of an indoor access point : e.i.r.p PSD < 5 dBm/MHz.
	▪ For client device control of a standard power access point : e.i.r.p PSD < 17 dBm/MHz.
	▪ For client device control of an indoor access point : e.i.r.p PSD < -1 dBm/MHz.
☐	For the 6.875 ~ 7.125 GHz band:
	▪ For indoor access point : e.i.r.p PSD < 5 dBm/MHz.
	▪ For client device control of an indoor access point : e.i.r.p PSD < -1 dBm/MHz.
RLAN Devices	
☐	For the 5.925 ~ 7.125 GHz band:
	▪ For low-power indoor access-points & indoor subordinate devices < 5 dBm / MHz.
	▪ For low-power client devices < -1 dBm / MHz.
☐	For the 5.925 ~ 6.875 GHz band:
	▪ For standard-power access points & fixed client devices < 23 dBm / MHz.
	▪ For standard client devices < 17 dBm / MHz.

3.4.2 Measuring Instruments

Refer a test equipment and calibration data table in this test report.

3.4.3 Test Procedures

Test Method		
▪ According to FCC KDB 987594 D02 clause II.F, the measurement procedure shall refer to KDB 789033. Peak power spectral density procedures that the same method as used to determine the conducted output power shall be used to determine the peak power spectral density and use the peak search function on the spectrum analyzer to find the peak of the spectrum. For the peak power spectral density shall be measured using below options:		
	☐	Refer as FCC KDB 789033 D02, F)5) power spectral density can be measured using resolution bandwidths < 1 MHz provided that the results are integrated over 1 MHz bandwidth
	[duty cycle ≥ 98% or external video / power trigger]	
	☒	Refer as FCC KDB 789033 D02, clause E Method SA-1 (spectral trace averaging).
	☐	Refer as FCC KDB 789033 D02, clause E Method SA-1 Alt. (RMS detection with slow sweep speed)
	duty cycle < 98% and average over on/off periods with duty factor	
	☒	Refer as FCC KDB 789033 D02, clause E Method SA-2 (spectral trace averaging).
	☐	Refer as FCC KDB 789033 D02, clause E Method SA-2 Alt. (RMS detection with slow sweep speed)
☒	For conducted measurement.	
	▪ If the EUT supports multiple transmit chains using options given below:	
		☒ Option 1: Measure and sum the spectra across the outputs. Refer as FCC KDB 662911, In-band power spectral density (PSD). Sample all transmit ports simultaneously using a spectrum analyzer for each transmit port. Where the trace bin-by-bin of each transmit port summing can be performed. (i.e., in the first spectral bin of output 1 is summed with that in the first spectral bin of output 2 and that from the first spectral bin of output 3, and so on up to the NTX output to obtain the value for the first frequency bin of the summed spectrum.). Add up the amplitude (power) values for the different transmit chains and use this as the new data trace.
		☐ Option 2: Measure and sum spectral maxima across the outputs. With this technique, spectra are measured at each output of the device at the required resolution bandwidth. The maximum value (peak) of each spectrum is determined. These maximum values are then summed mathematically in linear power units across the outputs. These operations shall be performed separately over frequency spans that have different out-of-band or spurious emission limits,
		☐ Option 3: Measure and add 10 log(N) dB, where N is the number of transmit chains. Refer as FCC KDB 662911, In-band power spectral density (PSD). Performed at each transmit chains and each transmit chains shall be compared with the limit have been reduced with 10 log(N). Or each transmit chains shall be add 10 log(N) to compared with the limit.
	▪ If multiple transmit chains, EIRP PPSD calculation could be following as methods: $PPSD_{total} = PPSD_1 + PPSD_2 + \ldots + PPSD_n$ (calculated in linear unit [mW] and transfer to log unit [dBm]) $EIRP_{total} = PPSD_{total} + DG$	

☐	For radiated measurement.
	▪ Refer as FCC KDB 789033 D02 clause II A.1.F ”Antenna-port Conducted versus Radiated Testing”
	▪ Refer as ANSI C63.10, clause 6.6 for radiated emissions above 1GHz.
	▪ Refer as FCC KDB 412172 D01 clause 2.2 for EIRP calculation.

3.4.4 Test Setup

Conducted Measurement
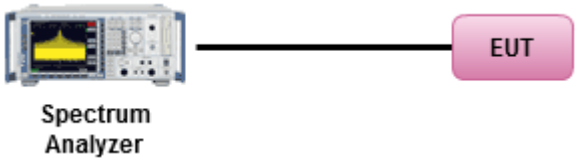

3.4.5 Test Result of Peak Power Spectral Density (E.I.R.P.)

Refer as Appendix D

3.5 Unwanted Emissions

3.5.1 Transmitter Unwanted Emissions Limit

Unwanted emissions below 1 GHz and restricted band emissions above 1GHz limit			
Frequency Range (MHz)	**Field Strength (uV/m)**	**Field Strength (dBuV/m)**	**Measure Distance (m)**
0.009~0.490	2400/F(kHz)	48.5 - 13.8	300
0.490~1.705	24000/F(kHz)	33.8 - 23	30
1.705~30.0	30	29	30
30~88	100	40	3
88~216	150	43.5	3
216~960	200	46	3
Above 960	500	54	3

Note 1: Test distance for frequencies at or above 30 MHz, measurements may be performed at a distance other than the limit distance provided they are not performed in the near field and the emissions to be measured can be detected by the measurement equipment. When performing measurements at a distance other than that specified, the results shall be extrapolated to the specified distance using an extrapolation factor of 20 dB/decade (inverse of linear distance for field-strength measurements, inverse of linear distance-squared for power-density measurements).

Note 2: Test distance for frequencies at below 30 MHz, measurements may be performed at a distance closer than the EUT limit distance; however, an attempt should be made to avoid making measurements in the near field. When performing measurements below 30 MHz at a closer distance than the limit distance, the results shall be extrapolated to the specified distance by either making measurements at a minimum of two or more distances on at least one radial to determine the proper extrapolation factor or by using the square of an inverse linear distance extrapolation factor (40 dB/decade). The test report shall specify the extrapolation method used to determine compliance of the EUT.

Note 3: Using the distance of 1m during the test for above 18 GHz, and the test value to correct for the distance factor at 3m(20 x log (standard distance/ test distance) = 20log(3/1) = 9.54dB.
EX. Above 18GHz emission limit calculation (3m to 1m) = 54dBuV/m at 3m + 9.54dB = 63.54 dBuV/m at 1m.

Un-restricted band emissions above 1GHz Limit	
Frequency	**Limit**
Any outside the 5.945 – 7.125 GHz emission	e.i.r.p. -27 dBm [68.2 dBuV/m@3m]
	Note 1: Using the distance of 1m during the test for above 18 GHz, and the test value to correct for the distance factor at 3m(20 x log (standard distance/ test distance) = 20log(3/1) = 9.54dB. EX. Above 18GHz emission limit calculation (3m to 1m) = 68.2dBuV/m at 3m + 9.54dB = 77.74 dBuV/m at 1m. Note 2:-27 dBm EIRP OOBE is measured RMS which is a deviation from the current 15E rules for 5 GHz bands. In addition, 15.35(b) applies where the peak emissions must be limited to no more than 20 dB above the average limit.

Frequency	Emission MASK Limit
5.945 – 7.125 GHz	Power spectral density must be suppressed by 20 dB at 1 MHz outside of channel edge, by 28 dB at one channel bandwidth from the channel center, and by 40 dB at one- and one-half times the channel bandwidth away from channel center. At frequencies between one megahertz outside an unlicensed device's channel edge and one channel bandwidth from the center of the channel, the limits must be linearly interpolated between 20 dB and 28 dB suppression, and at frequencies between one and one- and one-half times an unlicensed device's channel bandwidth, the limits must be linearly interpolated between 28 dB and 40 dB suppression. Emissions removed from the channel center by more than one- and one-half times the channel bandwidth must be suppressed by at least 40 dB. 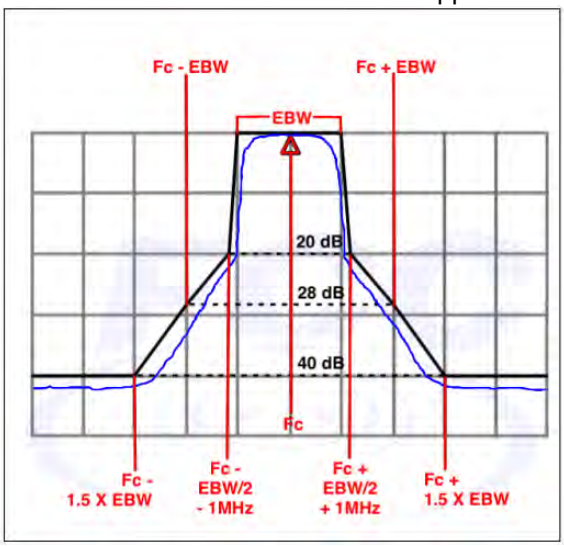

3.5.2 Measuring Instruments

Refer a test equipment and calibration data table in this test report.

3.5.3 Test Procedures

Test Method			
▪ According to FCC KDB 987594 D02 II.G. the unwanted emission measurement procedure shall refer to KDB 789300(except emission MASK). Measurements may be performed at a distance other than the limit distance provided they are not performed in the near field and the emissions to be measured can be detected by the measurement equipment. Measurements shall not be performed at a distance greater than 30 m for frequencies above 30 MHz, unless it can be further demonstrated that measurements at a distance of 30 m or less are impractical. When performing measurements at a distance other than that specified, the results shall be extrapolated to the specified distance using an extrapolation factor of 20 dB/decade (inverse of linear distance for field-strength measurements, inverse of linear distance-squared for power-density measurements).			
▪ The average emission levels shall be measured in [duty cycle ≥ 98 or duty factor].			
▪ For the transmitter unwanted emissions shall be measured using following options below:			
	▪ Refer as FCC KDB 789033 D02, clause G)2) for unwanted emissions into non-restricted bands.		
	▪ Refer as FCC KDB 789033 D02, clause G)1) for unwanted emissions into restricted bands.		
		☒	Refer as FCC KDB 789033 D02, G)6) Method AD (Trace Averaging). (For unrestricted band measurement)
		☐	Refer as FCC KDB 789033 D02, G)6) Method VB (Reduced VBW).
		☒	Refer as ANSI C63.10, clause 11.12.2.5.3 (Reduced VBW). VBW ≥ 1/T, where T is pulse time.(For restricted band average measurement)
		☐	Refer as ANSI C63.10, clause 7.5 average value of pulsed emissions.
		☒	Refer as FCC KDB 789033 D02, clause G)5) measurement procedure peak limit.
		☐	Refer as ANSI C63.10, clause 4.1.4.2.2 measurement procedure peak limit.
	▪ Refer as FCC KDB 789033 D02, clause G)3)d)ii) for Band edge Integration measurements.		
▪ For emission MASK shall be measured using following options below:			
		☒	Refer as FCC KDB 987594 D02, J) In-Band Emissions
▪ For radiated measurement.			
	▪ Refer as ANSI C63.10, clause 6.4 for radiated emissions below 30 MHz and test distance is 3m.		
	▪ Refer as ANSI C63.10, clause 6.5 for radiated emissions 30 MHz to 1 GHz and test distance is 3m.		
	▪ Refer as ANSI C63.10, clause 6.6 for radiated emissions above 1GHz.		
▪ The any unwanted emissions level shall not exceed the fundamental emission level.			
▪ All amplitude of spurious emissions that are attenuated by more than 20 dB below the permissible value has no need to be reported.			

Test Method	
▪ For conducted and cabinet radiation measurement, refer as FCC KDB 789033 D02, clause G)3).	
	▪ For conducted unwanted emissions into non-restricted bands (relative emission limits). Devices with multiple transmit chains: Refer as FCC KDB 662911, when testing out-of-band and spurious emissions against relative emission limits, tests may be performed on each output individually without summing or adding 10 log(N) if the measurements are made relative to the in-band emissions on the individual outputs.
	▪ For conducted unwanted emissions into restricted bands (absolute emission limits). Devices with multiple transmit chains using options given below: (1) Measure and sum the spectra across the outputs or (2) Measure and add 10 log(N) dB
	▪ For FCC KDB 662911 The methodology described here may overestimate array gain, thereby resulting in apparent failures to satisfy the out-of-band limits even if the device is actually compliant. In such cases, compliance may be demonstrated by performing radiated tests around the frequencies at which the apparent failures occurred.

3.5.4 Test Setup

Transmitter Radiated Unwanted Emissions

9kHz ~30MHz

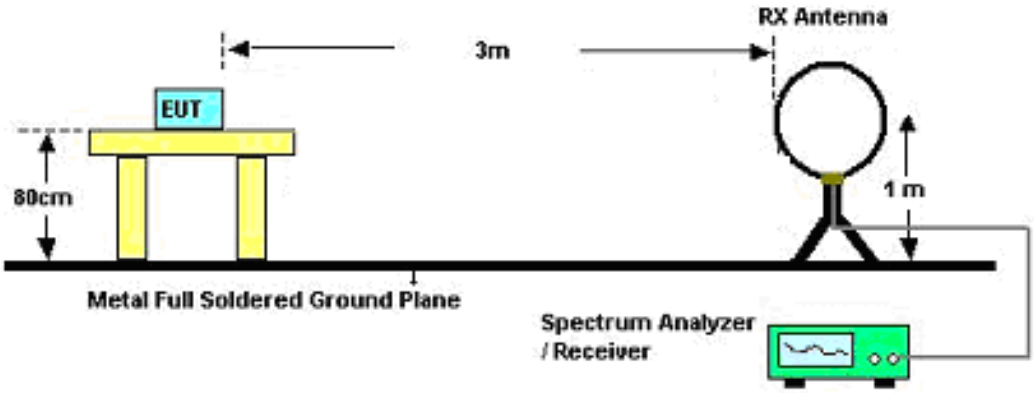

30MHz~1GHz

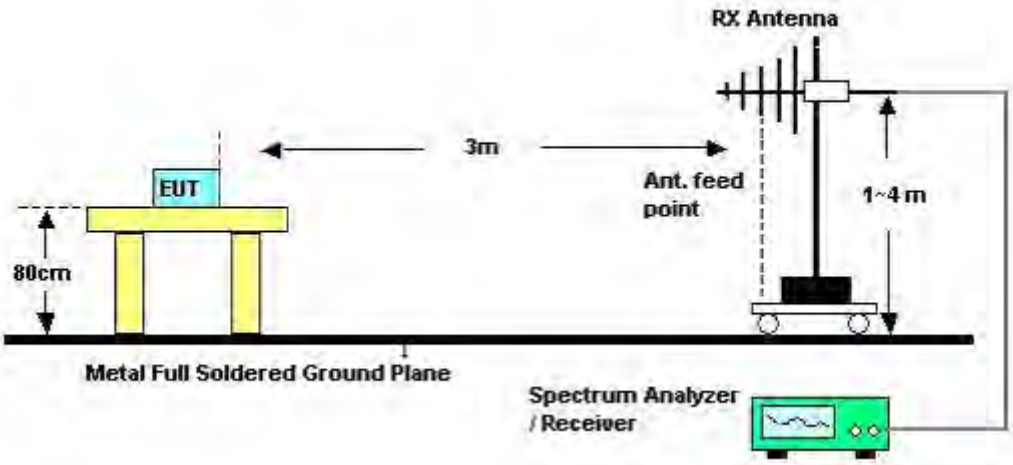

Above 1GHz

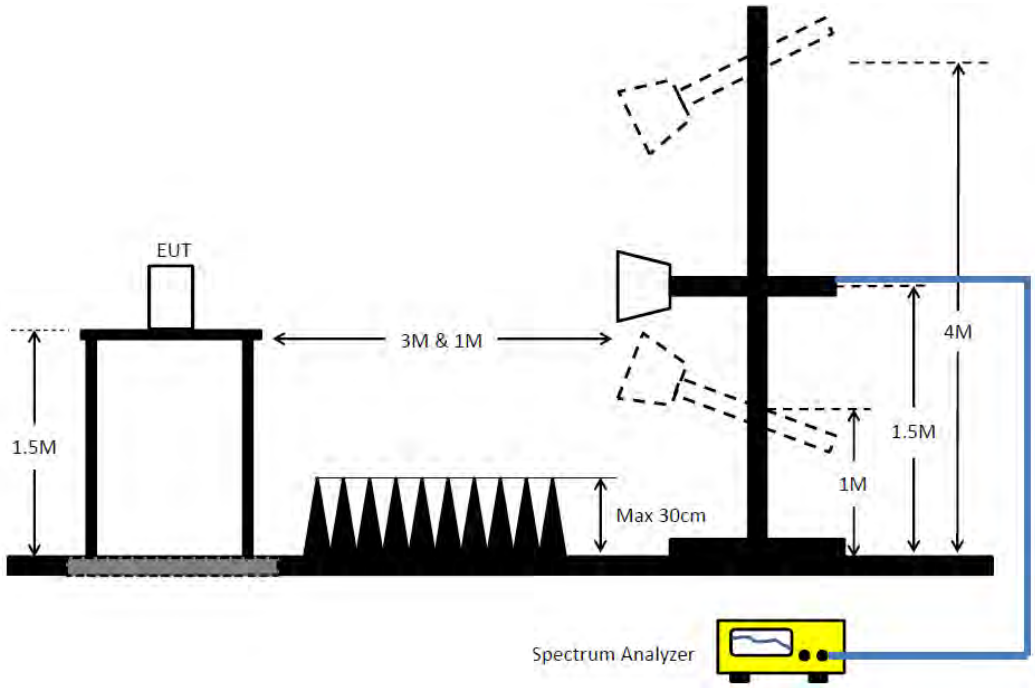

Emission MASK



3.5.5 Measurement Results Calculation

The measured Level is calculated using:

Corrected Reading: Antenna factor (AF) + Cable loss (CL) + Read level (Raw) - Preamp factor (PA)(if applicable) = Level

3.5.6 Transmitter Unwanted Emissions (Below 30MHz)

There is a comparison data of both open-field test site and alternative test site - semi-Anechoic chamber according to KDB414788 Radiated Test Site, and the result came out very similar.
All amplitude of spurious emissions that are attenuated by more than 20 dB below the permissible value has no need to be reported.
The radiated emissions were investigated from 9 kHz or the lowest frequency generated within the device, up to the 10th harmonic or 40 GHz, whichever is appropriate.

3.5.7 Test Result of Transmitter Unwanted Emissions

Refer as Appendix E

4 Test Equipment and Calibration Data

Instrument	Brand	Model No.	Serial No.	Characteristics	Calibration Date	Calibration Due Date	Remark
EMI Receiver	Agilent	N9038A	My52260123	9kHz ~ 8.4GHz	Feb. 20, 2023	Feb. 19, 2024	Conduction (CO01-CB)
LISN	F.C.C.	FCC-LISN-50-16-2	04083	150kHz ~ 100MHz	Feb. 16, 2023	Feb. 15, 2024	Conduction (CO01-CB)
LISN	Schwarzbeck	NSLK 8127	8127647	9kHz ~ 30MHz	Apr. 27, 2023	Apr. 26, 2024	Conduction (CO01-CB)
Pulse Limiter	Rohde& Schwarz	ESH3-Z2	100430	9kHz ~ 30MHz	Feb. 09, 2023	Feb. 08, 2024	Conduction (CO01-CB)
COND Cable	Woken	Cable	Low cable-CO01	9kHz ~ 30MHz	Oct. 18, 2022	Oct. 17, 2023	Conduction (CO01-CB)
Software	SPORTON	SENSE	V5.10	-	N.C.R.	N.C.R.	Conduction (CO01-CB)
3m Semi Anechoic Chamber NSA	TDK	SAC-3M	03CH03-CB	30 MHz ~ 1 GHz	Jan. 17, 2023	Jan. 16, 2024	Radiation (03CH03-CB)
3m Semi Anechoic Chamber VSWR	TDK	SAC-3M	03CH03-CB	1GHz ~18GHz 3m	May 04, 2023	May 03, 2024	Radiation (03CH03-CB)
Bilog Antenna with 6 dB attenuator	Schaffner & EMCI	CBL6112B & N-6-06	2928 & AT-N0608	20MHz ~ 2GHz	Feb. 19, 2023	Feb. 18, 2024	Radiation (03CH03-CB)
Horn Antenna	ETS・Lindgren	3115	6821	750MHz~18GHz	Feb. 03, 2023	Feb. 02, 2024	Radiation (03CH03-CB)
Horn Antenna	Schwarzbeck	BBHA 9170	BBHA9170252	15GHz ~ 40GHz	Sep. 04, 2023	Sep. 03, 2024	Radiation (03CH03-CB)
Pre-Amplifier	Agilent	8447D	2944A10259	9kHz ~ 1.3GHz	Jan. 09, 2023	Jan. 08, 2024	Radiation (03CH03-CB)
Pre-Amplifier	Agilent	8449B	3008A02097	1GHz ~ 26.5GHz	Jun. 30, 2023	Jun. 29, 2024	Radiation (03CH03-CB)
Pre-Amplifier	SGH	SGH184	20221107-3	18GHz ~ 40GHz	Nov. 16, 2022	Nov. 15, 2023	Radiation (03CH03-CB)
Spectrum Analyzer	R&S	FSP40	100019	9kHz ~ 40GHz	Jun. 12, 2023	Jun. 11, 2024	Radiation (03CH03-CB)
EMI Test Receiver	R&S	ESCS	826547/017	9kHz ~ 2.75GHz	Jun. 13, 2023	Jun. 12, 2024	Radiation (03CH03-CB)
RF Cable-low	Woken	RG402	Low Cable-02+29	30MHz ~ 1GHz	Oct. 02, 2023	Oct. 01, 2024	Radiation (03CH03-CB)
RF Cable-high	Woken	RG402	High Cable-20+29	1GHz ~ 18GHz	Oct. 02, 2023	Oct. 01, 2024	Radiation (03CH03-CB)
RF Cable-high	Woken	RG402	High Cable-29	1GHz ~ 18GHz	Oct. 02, 2023	Oct. 01, 2024	Radiation (03CH03-CB)

Instrument	Brand	Model No.	Serial No.	Characteristics	Calibration Date	Calibration Due Date	Remark
High Cable	Woken	WCA0929M	40G#5+6	1GHz ~ 40 GHz	Oct. 02, 2023	Oct. 01, 2024	Radiation (03CH03-CB)
High Cable	Woken	WCA0929M	40G#5	1GHz ~ 40 GHz	Oct. 02, 2023	Oct. 01, 2024	Radiation (03CH03-CB)
High Cable	Woken	WCA0929M	40G#6	1GHz ~ 40 GHz	Oct. 02, 2023	Oct. 01, 2024	Radiation (03CH03-CB)
Test Software	SPORTON	SENSE	V5.10	-	N.C.R.	N.C.R.	Radiation (03CH03-CB)
Spectrum analyzer	R&S	FSV40	101027	9kHz~40GHz	Aug. 14, 2023	Aug. 13, 2024	Conducted (TH02-CB)
Power Sensor	Anritsu	MA2411B	1531343	300MHz~40GHz	Aug. 23, 2023	Aug. 22, 2024	Conducted (TH02-CB)
Power Meter	Anritsu	ML2495A	1728001	300MHz~40GHz	Aug. 23, 2023	Aug. 22, 2024	Conducted (TH02-CB)
RF Cable-high	Woken	RG402	High Cable-01	1 GHz – 18 GHz	Oct. 02, 2023	Oct. 01, 2024	Conducted (TH02-CB)
RF Cable-high	Woken	RG402	High Cable-02	1 GHz – 18 GHz	Oct. 02, 2023	Oct. 01, 2024	Conducted (TH02-CB)
RF Cable-high	Woken	RG402	High Cable-03	1 GHz – 18 GHz	Oct. 02, 2023	Oct. 01, 2024	Conducted (TH02-CB)
RF Cable-high	Woken	RG402	High Cable-04	1 GHz – 18 GHz	Oct. 02, 2023	Oct. 01, 2024	Conducted (TH02-CB)
RF Cable-high	Woken	RG402	High Cable-05	1 GHz – 18 GHz	Oct. 02, 2023	Oct. 01, 2024	Conducted (TH02-CB)
Band Rejector	MTJ	6G Band Rejector	6G-BRJ-01	1 ~ 18GHz	Oct. 03, 2023	Oct. 02, 2024	Conducted (TH02-CB)
Band Rejector	MTJ	6G Band Rejector	6G-BRJ-02	1 ~ 18GHz	Oct. 03, 2023	Oct. 02, 2024	Conducted (TH02-CB)
Switch	SPTCB	SP-SWI	SWI-02	1 –26.5 GHz	Oct. 03, 2023	Oct. 02, 2024	Conducted (TH02-CB)
Test Software	SPORTON	SENSE	V5.10	-	N.C.R.	N.C.R.	Conducted (TH02-CB)

Note: Calibration Interval of instruments listed above is one year.

NCR means Non-Calibration required.

Summary

Mode	Result	Type	Freq (Hz)	Level (dBuV)	Limit (dBuV)	Margin (dB)	Condition
Mode 6	Pass	AV	12.723M	45.38	60.00	-14.62	Line

Mode 6

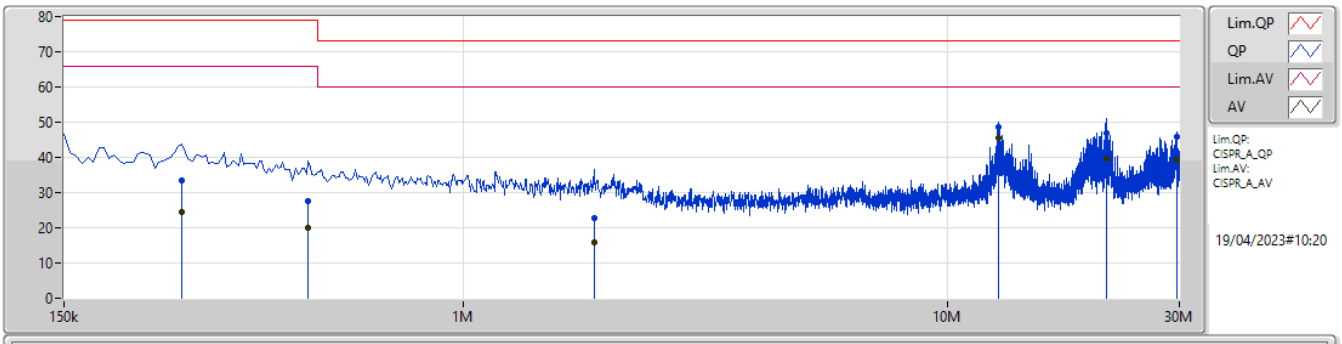

Type	Freq	Level	Limit	Margin	Factor	Condition	Comment	Raw	LISN	CL	AT
	(Hz)	(dBuV)	(dBuV)	(dB)	(dB)			(dBuV)	(dB)	(dB)	(dB)
QP	262.5k	33.42	79.00	-45.58	9.99	Line	-	23.43	0.06	0.05	9.88
AV	262.5k	24.42	66.00	-41.58	9.99	Line	-	14.43	0.06	0.05	9.88
QP	478.5k	27.52	79.00	-51.48	10.02	Line	-	17.50	0.06	0.06	9.90
AV	478.5k	19.95	66.00	-46.05	10.02	Line	-	9.93	0.06	0.06	9.90
QP	1.86M	22.88	73.00	-50.12	10.07	Line	-	12.81	0.09	0.08	9.90
AV	1.86M	15.70	60.00	-44.30	10.07	Line	-	5.63	0.09	0.08	9.90
QP	12.723M	48.72	73.00	-24.28	10.38	Line	-	38.34	0.25	0.17	9.96
AV	12.723M	45.38	60.00	-14.62	10.38	Line	"Worst"	35.00	0.25	0.17	9.96
QP	21.251M	47.05	73.00	-25.95	10.57	Line	-	36.48	0.31	0.24	10.02
AV	21.251M	39.73	60.00	-20.27	10.57	Line	-	29.16	0.31	0.24	10.02
QP	29.594M	45.81	73.00	-27.19	10.84	Line	-	34.97	0.40	0.34	10.10
AV	29.594M	39.19	60.00	-20.81	10.84	Line	-	28.35	0.40	0.34	10.10

Mode 6

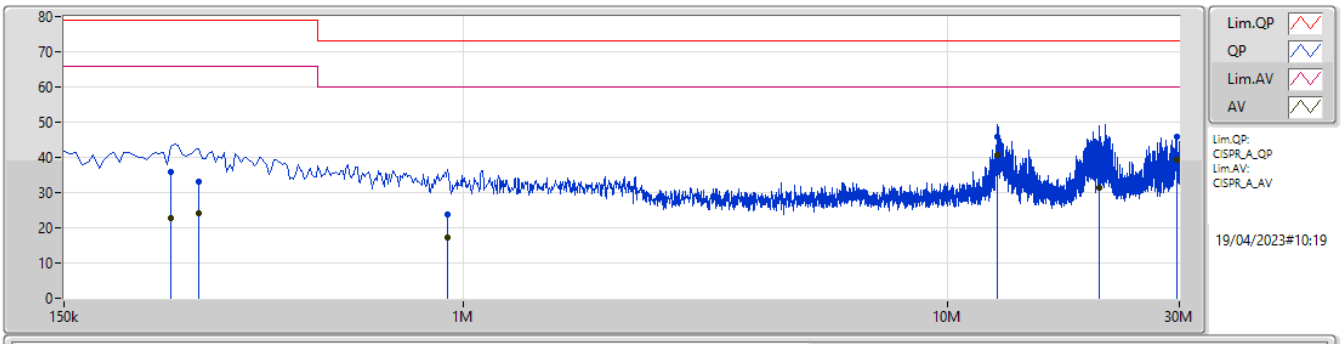

Type	Freq	Level	Limit	Margin	Factor	Condition	Comment	Raw	LISN	CL	AT
	(Hz)	(dBuV)	(dBuV)	(dB)	(dB)			(dBuV)	(dB)	(dB)	(dB)
QP	249k	35.97	79.00	-43.03	9.99	Neutral	-	25.98	0.07	0.05	9.87
AV	249k	22.92	66.00	-43.08	9.99	Neutral	-	12.93	0.07	0.05	9.87
QP	285k	32.96	79.00	-46.04	10.00	Neutral	-	22.96	0.07	0.05	9.88
AV	285k	24.11	66.00	-41.89	10.00	Neutral	-	14.11	0.07	0.05	9.88
QP	928.5k	23.89	73.00	-49.11	10.02	Neutral	-	13.87	0.08	0.04	9.90
AV	928.5k	17.07	60.00	-42.93	10.02	Neutral	-	7.05	0.08	0.04	9.90
QP	12.669M	46.01	73.00	-26.99	10.39	Neutral	-	35.62	0.26	0.17	9.96
AV	12.669M	40.73	60.00	-19.27	10.39	Neutral	"Worst"	30.34	0.26	0.17	9.96
QP	20.531M	43.84	73.00	-29.16	10.54	Neutral	-	33.30	0.30	0.23	10.01
AV	20.531M	31.44	60.00	-28.56	10.54	Neutral	-	20.90	0.30	0.23	10.01
QP	29.594M	45.88	73.00	-27.12	10.75	Neutral	-	35.13	0.31	0.34	10.10
AV	29.594M	39.26	60.00	-20.74	10.75	Neutral	-	28.51	0.31	0.34	10.10

Summary

Mode	Max-N dB (Hz)	Max-OBW (Hz)	ITU-Code	Min-N dB (Hz)	Min-OBW (Hz)
5.925-6.425GHz	-	-	-	-	-
802.11ax HEW20_Nss1,(MCS0)_1TX	21.01M	18.891M	18M9D1D	20.68M	18.866M
802.11ax HEW40_Nss1,(MCS0)_1TX	40.59M	37.681M	37M7D1D	40.26M	37.631M
802.11ax HEW80_Nss1,(MCS0)_1TX	82.72M	77.161M	77M2D1D	82.28M	77.061M
802.11ax HEW160_Nss1,(MCS0)_1TX	165M	155.322M	155MD1D	164.12M	154.723M
6.525-6.875GHz	-	-	-	-	-
802.11ax HEW20_Nss1,(MCS0)_1TX	21.23M	18.891M	18M9D1D	21.01M	18.866M
802.11ax HEW40_Nss1,(MCS0)_1TX	40.59M	37.681M	37M7D1D	40.26M	37.631M
802.11ax HEW80_Nss1,(MCS0)_1TX	82.5M	77.061M	77M1D1D	82.06M	76.962M
802.11ax HEW160_Nss1,(MCS0)_1TX	164.56M	154.723M	155MD1D	164.56M	154.723M

Max-N dB = Maximum 6dB down bandwidth for 5.725-5.85GHz band / Maximum 26dB down bandwidth for other band;
Max-OBW = Maximum 99% occupied bandwidth;
Min-N dB = Minimum 6dB down bandwidth for 5.725-5.85GHz band / Maximum 26dB down bandwidth for other band;
Min-OBW = Minimum 99% occupied bandwidth

Result

Mode	Result	Limit (Hz)	Port 1-N dB (Hz)	Port 1-OBW (Hz)
802.11ax HEW20_Nss1,(MCS0)_1TX	-	-	-	-
5955MHz	Pass	Inf	20.68M	18.866M
6195MHz	Pass	Inf	20.79M	18.891M
6415MHz	Pass	Inf	21.01M	18.891M
6535MHz	Pass	Inf	21.23M	18.866M
6695MHz	Pass	Inf	21.175M	18.891M
6855MHz	Pass	Inf	21.01M	18.866M
802.11ax HEW40_Nss1,(MCS0)_1TX	-	-	-	-
5965MHz	Pass	Inf	40.59M	37.631M
6205MHz	Pass	Inf	40.26M	37.631M
6405MHz	Pass	Inf	40.37M	37.681M
6565MHz	Pass	Inf	40.59M	37.631M
6685MHz	Pass	Inf	40.48M	37.681M
6845MHz	Pass	Inf	40.26M	37.681M
802.11ax HEW80_Nss1,(MCS0)_1TX	-	-	-	-
5985MHz	Pass	Inf	82.28M	77.161M
6225MHz	Pass	Inf	82.28M	77.061M
6385MHz	Pass	Inf	82.72M	77.161M
6625MHz	Pass	Inf	82.28M	77.061M
6705MHz	Pass	Inf	82.06M	76.962M
6785MHz	Pass	Inf	82.5M	76.962M
802.11ax HEW160_Nss1,(MCS0)_1TX	-	-	-	-
6025MHz	Pass	Inf	164.12M	154.723M
6185MHz	Pass	Inf	165M	155.322M
6345MHz	Pass	Inf	164.56M	155.322M
6665MHz	Pass	Inf	164.56M	154.723M

Port X-N dB = Port X 6dB down bandwidth for 5.725-5.85GHz band / 26dB down bandwidth for other band
Port X-OBW = Port X 99% occupied bandwidth

5.925-6.425GHz_802.11ax HEW20_Nss1,(MCS0)_1TX **EBW**

5955MHz

13/10/2023

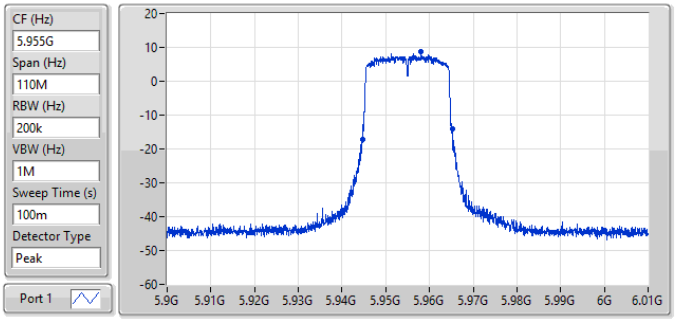

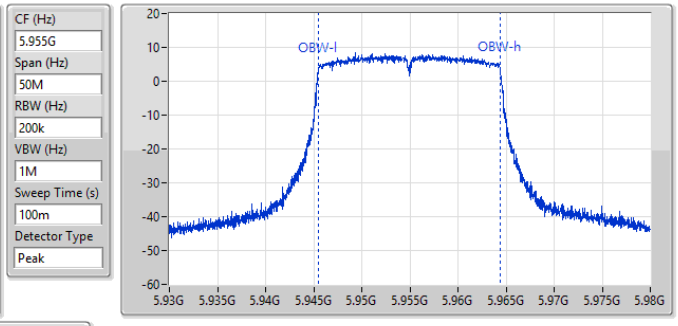

26dB(Hz)	Fl-26dB(Hz)	Fh-26dB(Hz)	OBW(Hz)	Fl-OBW(Hz)	Fh-OBW(Hz)	Limit(Hz)	Port
20.68M	5.944605G	5.965285G	18.866M	5.945505G	5.96437G	Inf	1

5.925-6.425GHz_802.11ax HEW20_Nss1,(MCS0)_1TX **EBW**

6195MHz

13/10/2023

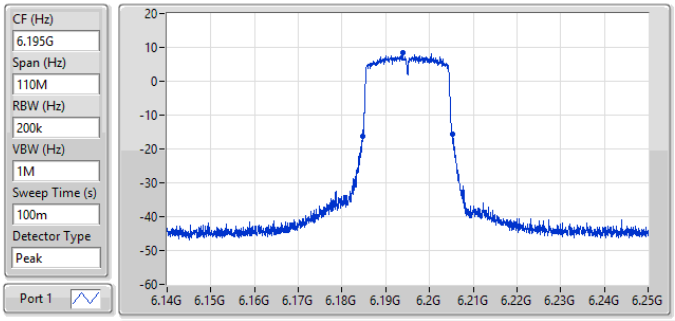

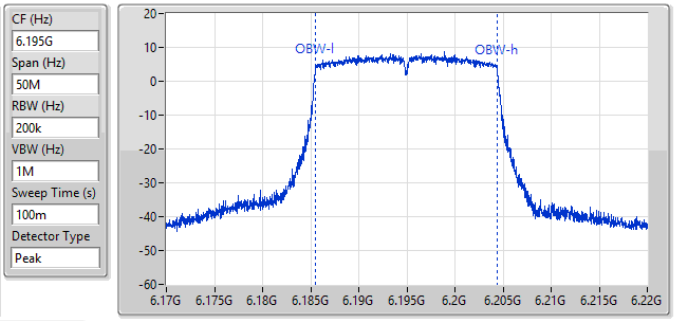

26dB(Hz)	Fl-26dB(Hz)	Fh-26dB(Hz)	OBW(Hz)	Fl-OBW(Hz)	Fh-OBW(Hz)	Limit(Hz)	Port
20.79M	6.184605G	6.205395G	18.891M	6.185505G	6.204395G	Inf	1

5.925-6.425GHz_802.11ax HEW20_Nss1,(MCS0)_1TX **EBW**

6415MHz

13/10/2023

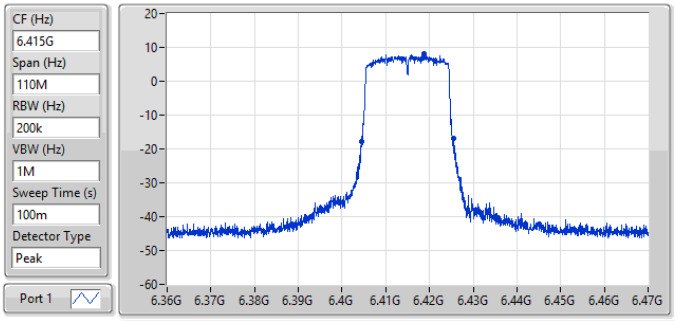

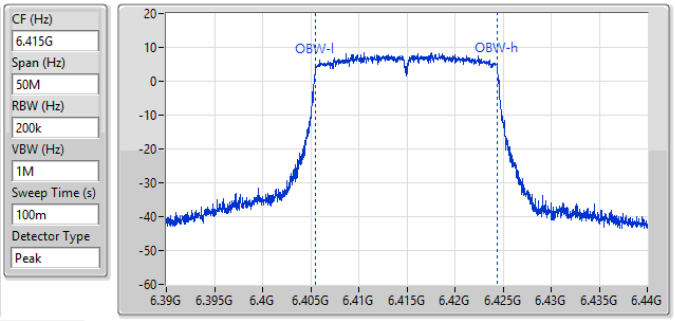

26dB(Hz)	Fl-26dB(Hz)	Fh-26dB(Hz)	OBW(Hz)	Fl-OBW(Hz)	Fh-OBW(Hz)	Limit(Hz)	Port
21.01M	6.40444G	6.42545G	18.891M	6.405505G	6.424395G	Inf	1

6.525-6.875GHz_802.11ax HEW20_Nss1,(MCS0)_1TX **EBW**

6535MHz

13/10/2023

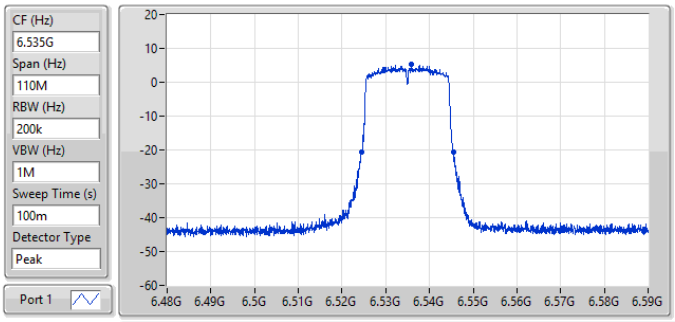

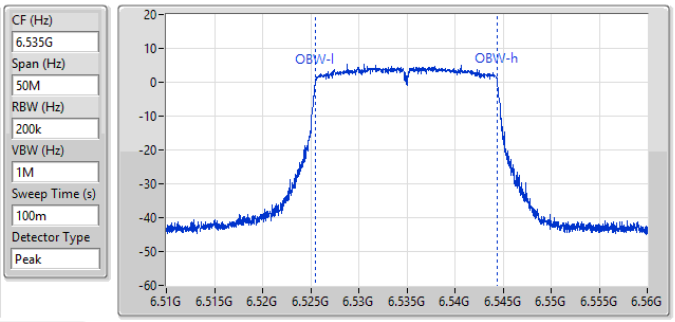

26dB(Hz)	Fl-26dB(Hz)	Fh-26dB(Hz)	OBW(Hz)	Fl-OBW(Hz)	Fh-OBW(Hz)	Limit(Hz)	Port
21.23M	6.524385G	6.545615G	18.866M	6.525505G	6.54437G	Inf	1

6.525-6.875GHz_802.11ax HEW20_Nss1,(MCS0)_1TX **EBW**

6695MHz

13/10/2023

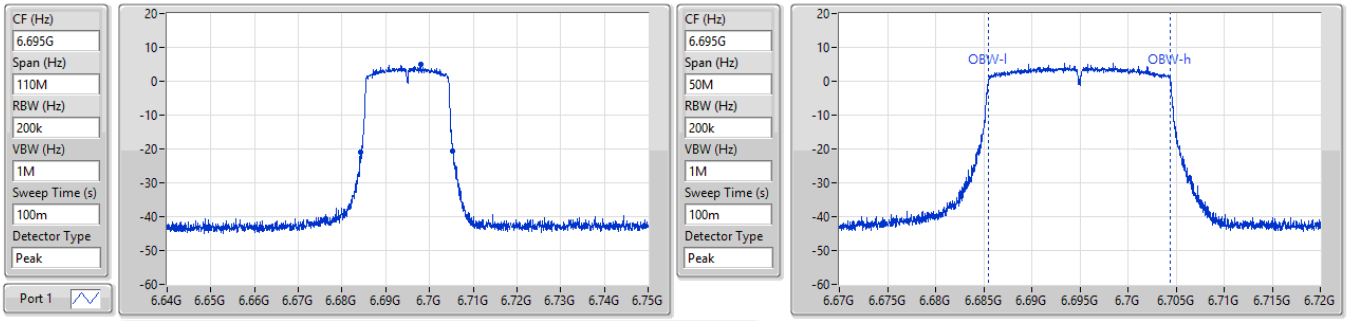

26dB(Hz)	Fl-26dB(Hz)	Fh-26dB(Hz)	OBW(Hz)	Fl-OBW(Hz)	Fh-OBW(Hz)	Limit(Hz)	Port
21.175M	6.68422G	6.705395G	18.891M	6.685505G	6.704395G	Inf	1

6.525-6.875GHz_802.11ax HEW20_Nss1,(MCS0)_1TX **EBW**

6855MHz

13/10/2023

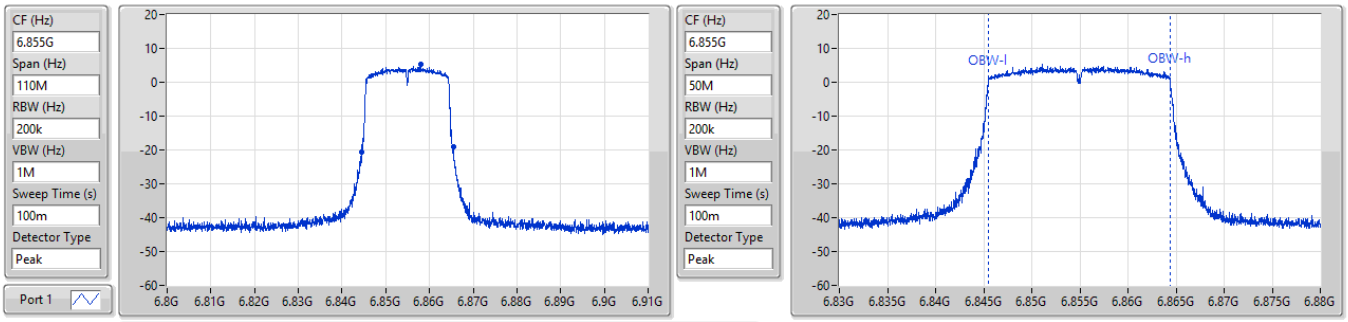

26dB(Hz)	Fl-26dB(Hz)	Fh-26dB(Hz)	OBW(Hz)	Fl-OBW(Hz)	Fh-OBW(Hz)	Limit(Hz)	Port
21.01M	6.84444G	6.86545G	18.866M	6.845505G	6.86437G	Inf	1

5.925-6.425GHz_802.11ax HEW40_Nss1,(MCS0)_1TX **EBW**

5965MHz

13/10/2023

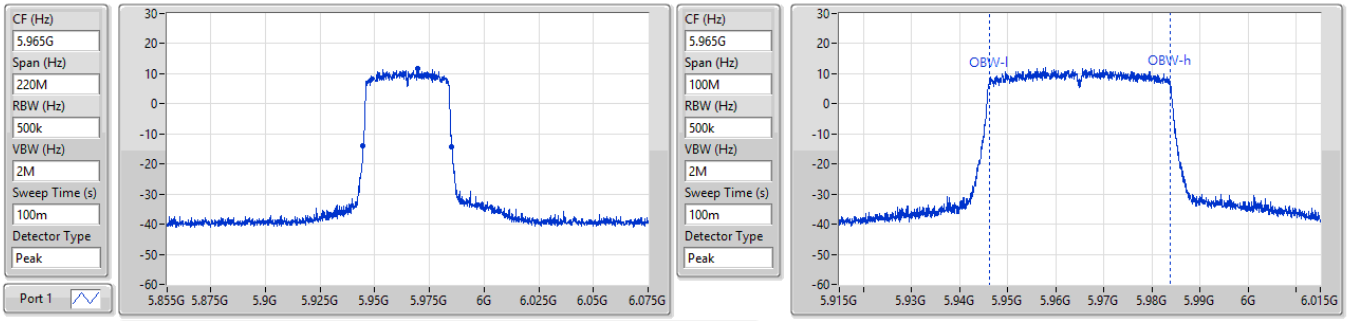

26dB(Hz)	Fl-26dB(Hz)	Fh-26dB(Hz)	OBW(Hz)	Fl-OBW(Hz)	Fh-OBW(Hz)	Limit(Hz)	Port
40.59M	5.94465G	5.98524G	37.631M	5.946109G	5.983741G	Inf	1

5.925-6.425GHz_802.11ax HEW40_Nss1,(MCS0)_1TX **EBW**

6205MHz

13/10/2023

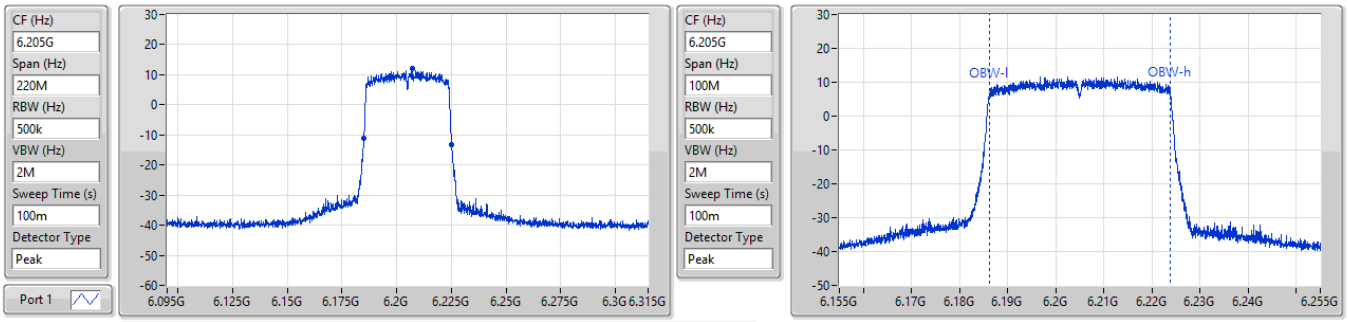

26dB(Hz)	Fl-26dB(Hz)	Fh-26dB(Hz)	OBW(Hz)	Fl-OBW(Hz)	Fh-OBW(Hz)	Limit(Hz)	Port
40.26M	6.18487G	6.22513G	37.631M	6.186159G	6.223791G	Inf	1

5.925-6.425GHz_802.11ax HEW40_Nss1,(MCS0)_1TX **EBW**

6405MHz

13/10/2023

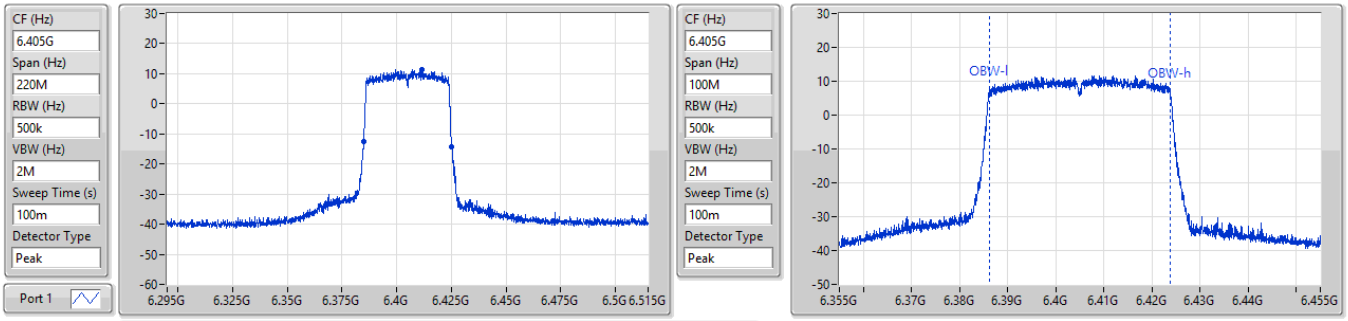

26dB(Hz)	Fl-26dB(Hz)	Fh-26dB(Hz)	OBW(Hz)	Fl-OBW(Hz)	Fh-OBW(Hz)	Limit(Hz)	Port
40.37M	6.38487G	6.42524G	37.681M	6.386109G	6.423791G	Inf	1

6.525-6.875GHz_802.11ax HEW40_Nss1,(MCS0)_1TX **EBW**

6565MHz

13/10/2023

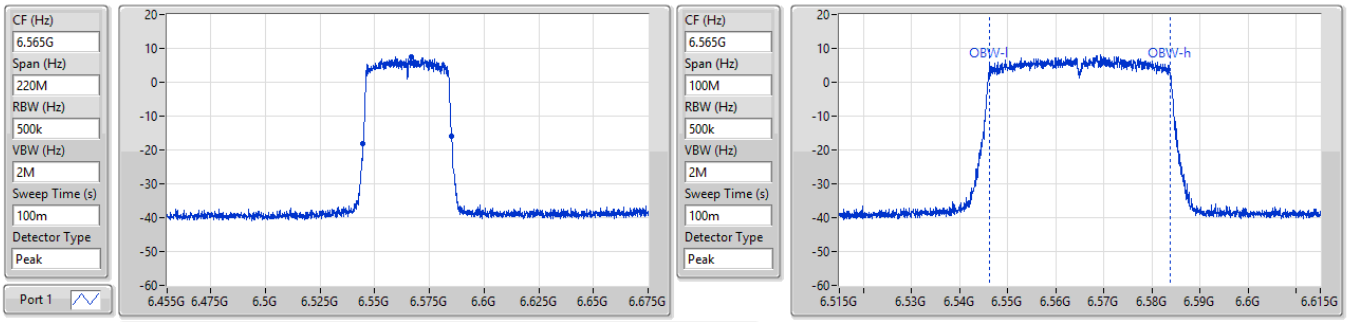

26dB(Hz)	Fl-26dB(Hz)	Fh-26dB(Hz)	OBW(Hz)	Fl-OBW(Hz)	Fh-OBW(Hz)	Limit(Hz)	Port
40.59M	6.54465G	6.58524G	37.631M	6.546109G	6.583741G	Inf	1

6.525-6.875GHz_802.11ax HEW40_Nss1,(MCS0)_1TX **EBW**

6685MHz

13/10/2023

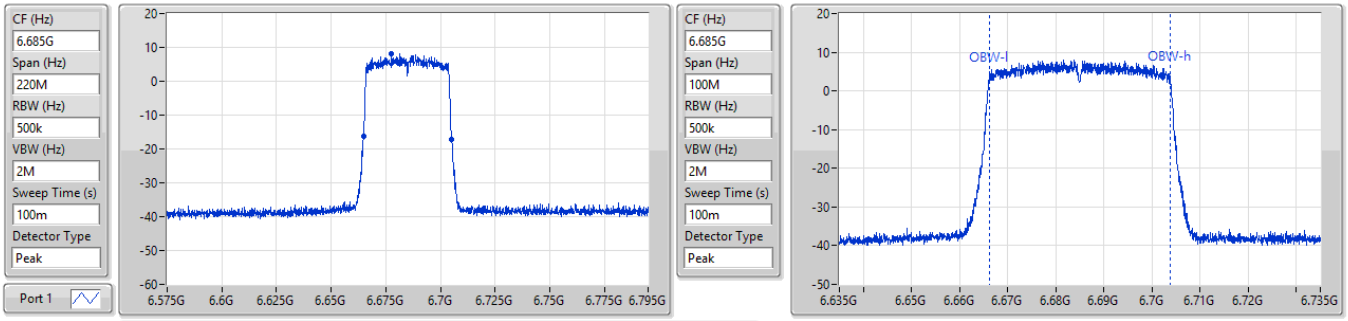

26dB(Hz)	Fl-26dB(Hz)	Fh-26dB(Hz)	OBW(Hz)	Fl-OBW(Hz)	Fh-OBW(Hz)	Limit(Hz)	Port
40.48M	6.66476G	6.70524G	37.681M	6.666109G	6.703791G	Inf	1

6.525-6.875GHz_802.11ax HEW40_Nss1,(MCS0)_1TX **EBW**

6845MHz

13/10/2023

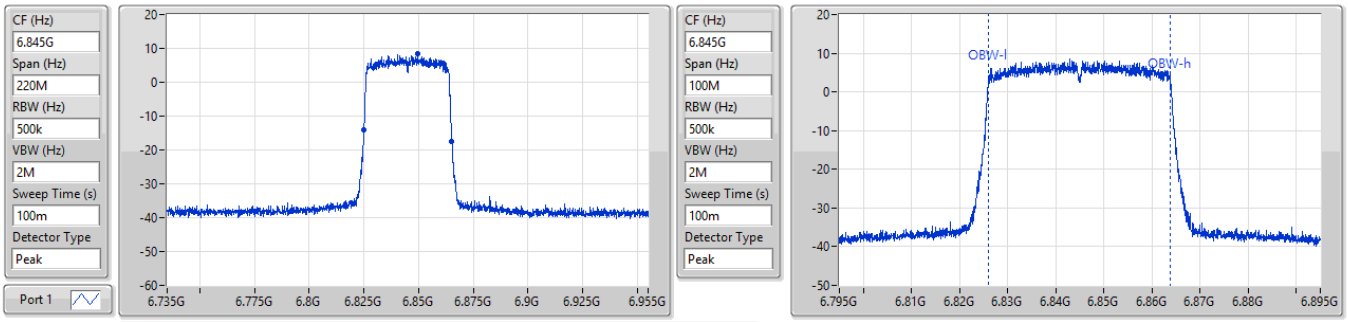

26dB(Hz)	Fl-26dB(Hz)	Fh-26dB(Hz)	OBW(Hz)	Fl-OBW(Hz)	Fh-OBW(Hz)	Limit(Hz)	Port
40.26M	6.82498G	6.86524G	37.681M	6.826059G	6.863741G	Inf	1

5.925-6.425GHz_802.11ax HEW80_Nss1,(MCS0)_1TX **EBW**

5985MHz

13/10/2023

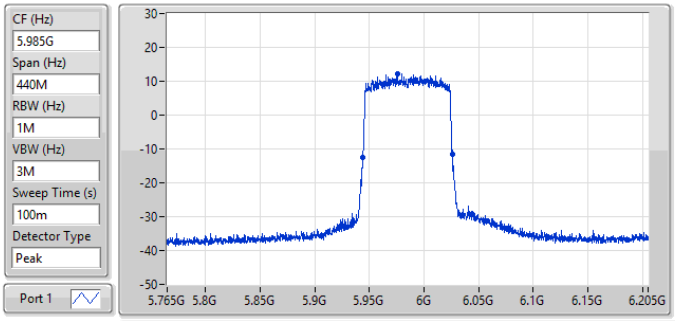

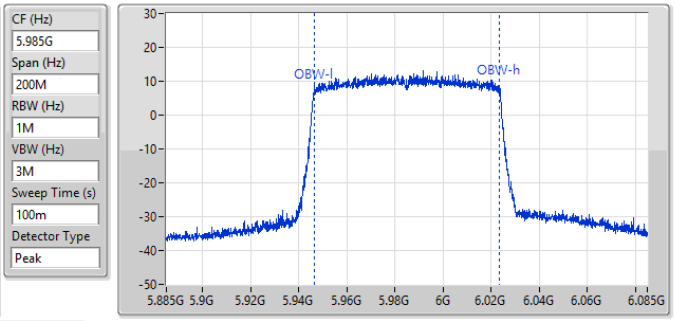

26dB(Hz)	Fl-26dB(Hz)	Fh-26dB(Hz)	OBW(Hz)	Fl-OBW(Hz)	Fh-OBW(Hz)	Limit(Hz)	Port
82.28M	5.94386G	6.02614G	77.161M	5.946419G	6.023581G	Inf	1

5.925-6.425GHz_802.11ax HEW80_Nss1,(MCS0)_1TX **EBW**

6225MHz

13/10/2023

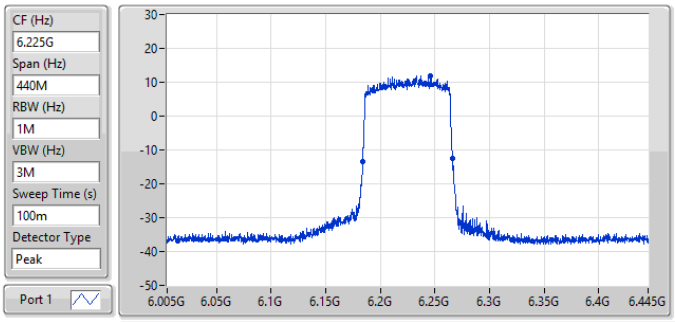

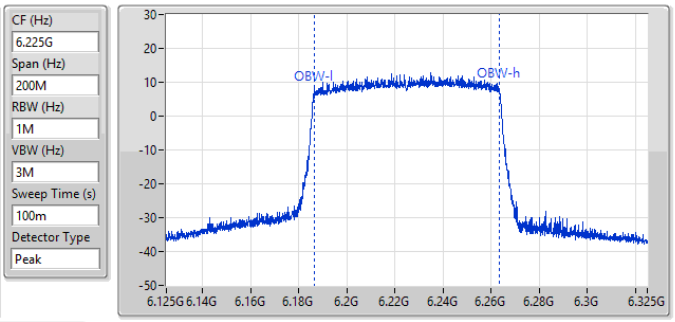

26dB(Hz)	Fl-26dB(Hz)	Fh-26dB(Hz)	OBW(Hz)	Fl-OBW(Hz)	Fh-OBW(Hz)	Limit(Hz)	Port
82.28M	6.18386G	6.26614G	77.061M	6.186519G	6.263581G	Inf	1

5.925-6.425GHz_802.11ax HEW80_Nss1,(MCS0)_1TX **EBW**

6385MHz

13/10/2023

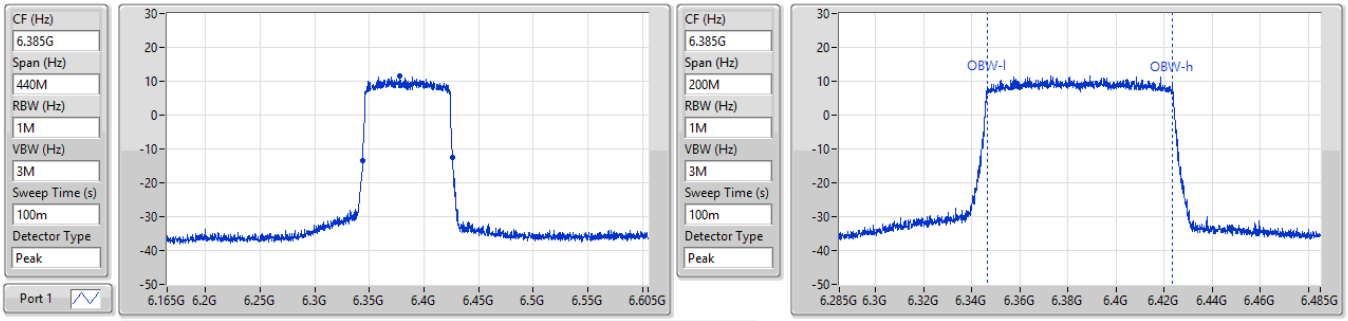

26dB(Hz)	Fl-26dB(Hz)	Fh-26dB(Hz)	OBW(Hz)	Fl-OBW(Hz)	Fh-OBW(Hz)	Limit(Hz)	Port
82.72M	6.34364G	6.42636G	77.161M	6.346419G	6.423581G	Inf	1

6.525-6.875GHz_802.11ax HEW80_Nss1,(MCS0)_1TX **EBW**

6625MHz

13/10/2023

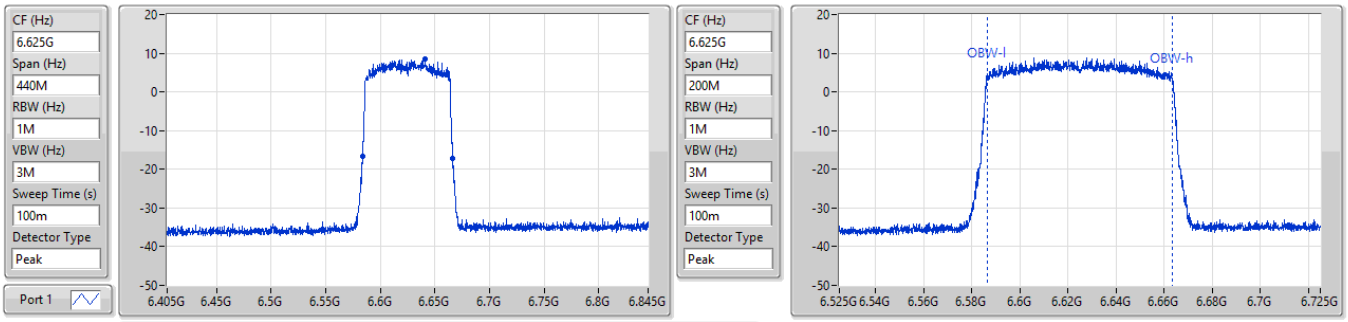

26dB(Hz)	Fl-26dB(Hz)	Fh-26dB(Hz)	OBW(Hz)	Fl-OBW(Hz)	Fh-OBW(Hz)	Limit(Hz)	Port
82.28M	6.58364G	6.66592G	77.061M	6.586419G	6.663481G	Inf	1

6.525-6.875GHz_802.11ax HEW80_Nss1,(MCS0)_1TX **EBW**

6705MHz

13/10/2023

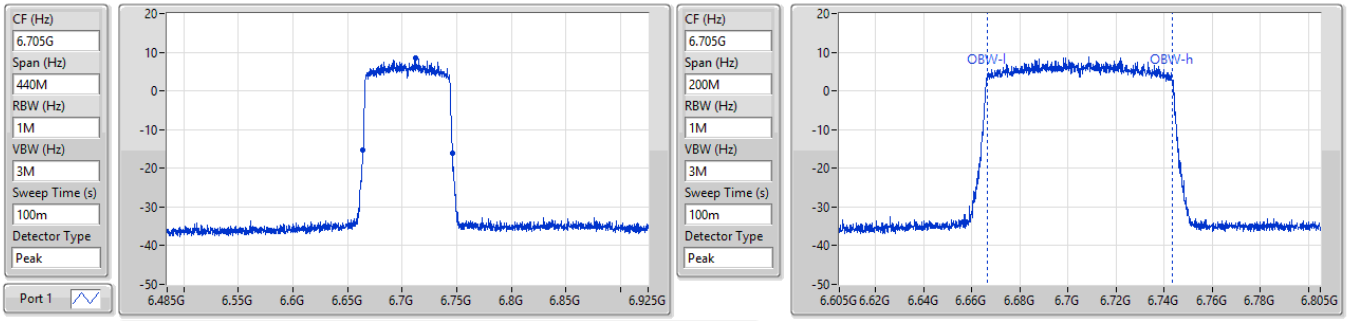

26dB(Hz)	Fl-26dB(Hz)	Fh-26dB(Hz)	OBW(Hz)	Fl-OBW(Hz)	Fh-OBW(Hz)	Limit(Hz)	Port
82.06M	6.66386G	6.74592G	76.962M	6.666419G	6.743381G	Inf	1

6.525-6.875GHz_802.11ax HEW80_Nss1,(MCS0)_1TX **EBW**

6785MHz

13/10/2023

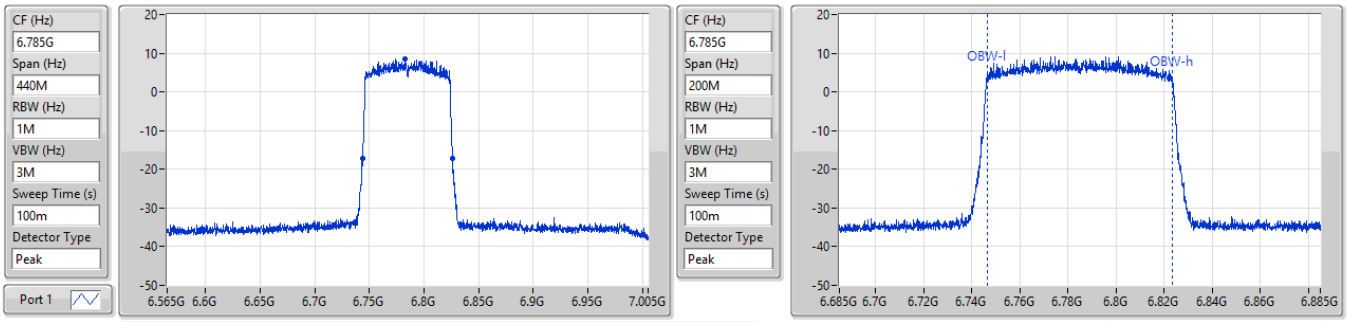

26dB(Hz)	Fl-26dB(Hz)	Fh-26dB(Hz)	OBW(Hz)	Fl-OBW(Hz)	Fh-OBW(Hz)	Limit(Hz)	Port
82.5M	6.74364G	6.82614G	76.962M	6.746419G	6.823381G	Inf	1

5.925-6.425GHz_802.11ax HEW160_Nss1,(MCS0)_1TX **EBW**

6025MHz

13/10/2023

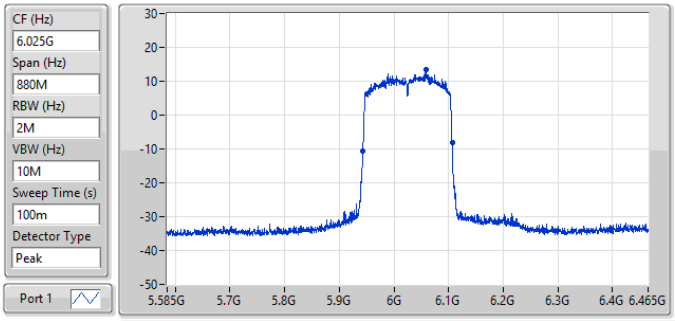

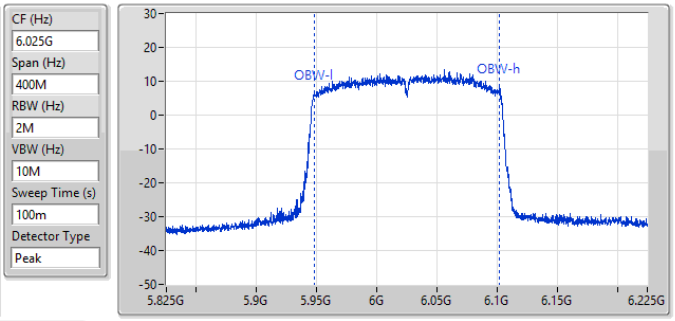

26dB(Hz)	Fl-26dB(Hz)	Fh-26dB(Hz)	OBW(Hz)	Fl-OBW(Hz)	Fh-OBW(Hz)	Limit(Hz)	Port
164.12M	5.94272G	6.10684G	154.723M	5.947639G	6.102361G	Inf	1

5.925-6.425GHz_802.11ax HEW160_Nss1,(MCS0)_1TX **EBW**

6185MHz

13/10/2023

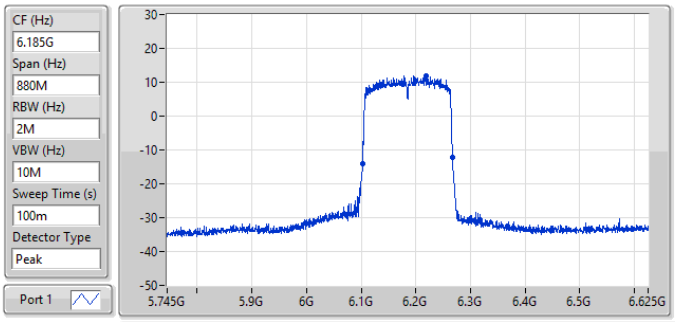

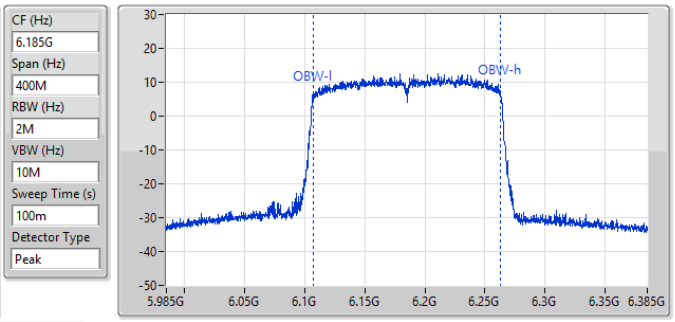

26dB(Hz)	Fl-26dB(Hz)	Fh-26dB(Hz)	OBW(Hz)	Fl-OBW(Hz)	Fh-OBW(Hz)	Limit(Hz)	Port
165M	6.10228G	6.26728G	155.322M	6.107439G	6.262761G	Inf	1

5.925-6.425GHz_802.11ax HEW160_Nss1,(MCS0)_1TX **EBW**

6345MHz

13/10/2023

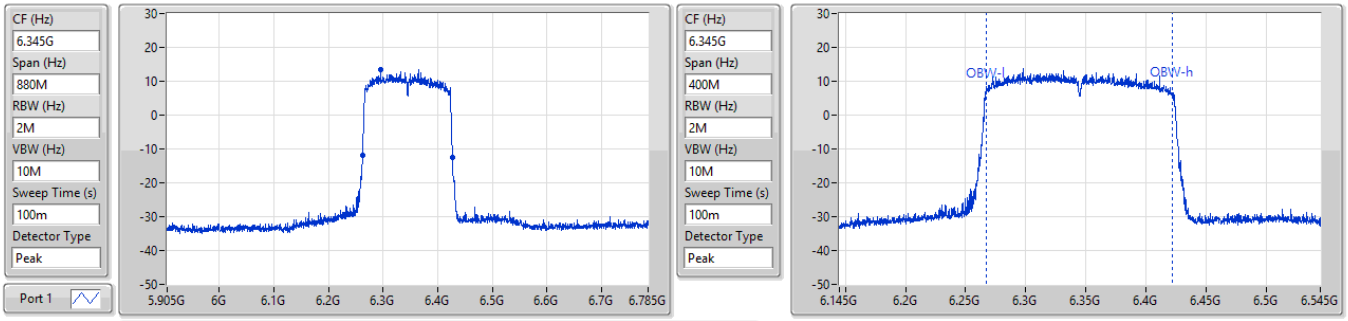

26dB(Hz)	Fl-26dB(Hz)	Fh-26dB(Hz)	OBW(Hz)	Fl-OBW(Hz)	Fh-OBW(Hz)	Limit(Hz)	Port
164.56M	6.26272G	6.42728G	155.322M	6.267039G	6.422361G	Inf	1

6.525-6.875GHz_802.11ax HEW160_Nss1,(MCS0)_1TX **EBW**

6665MHz

13/10/2023

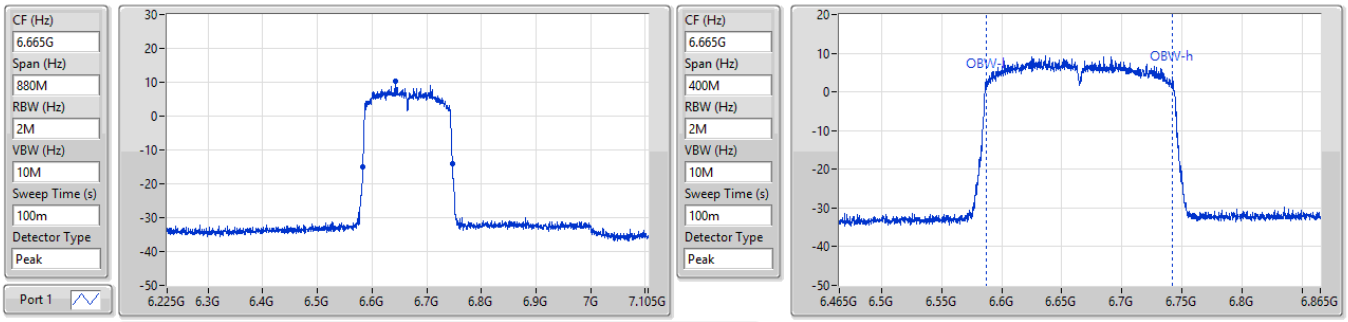

26dB(Hz)	Fl-26dB(Hz)	Fh-26dB(Hz)	OBW(Hz)	Fl-OBW(Hz)	Fh-OBW(Hz)	Limit(Hz)	Port
164.56M	6.58228G	6.74684G	154.723M	6.587439G	6.742161G	Inf	1

Summary

Mode	Max-N dB (Hz)	Max-OBW (Hz)	ITU-Code	Min-N dB (Hz)	Min-OBW (Hz)
5.925-6.425GHz	-	-	-	-	-
802.11ax HEW20_Nss1,(MCS0)_2TX	21.285M	18.891M	18M9D1D	20.79M	18.866M
802.11ax HEW40_Nss1,(MCS0)_2TX	40.81M	37.681M	37M7D1D	40.15M	37.631M
802.11ax HEW80_Nss1,(MCS0)_2TX	82.5M	77.261M	77M3D1D	82.06M	77.061M
802.11ax HEW160_Nss1,(MCS0)_2TX	166.32M	155.522M	156MD1D	164.12M	154.523M
6.525-6.875GHz	-	-	-	-	-
802.11ax HEW20_Nss1,(MCS0)_2TX	21.12M	18.891M	18M9D1D	20.79M	18.866M
802.11ax HEW40_Nss1,(MCS0)_2TX	40.7M	37.681M	37M7D1D	40.26M	37.631M
802.11ax HEW80_Nss1,(MCS0)_2TX	82.5M	77.161M	77M2D1D	82.06M	76.962M
802.11ax HEW160_Nss1,(MCS0)_2TX	165.44M	155.322M	155MD1D	165M	155.122M

Max-N dB = Maximum 6dB down bandwidth for 5.725-5.85GHz band / Maximum 26dB down bandwidth for other band;
Max-OBW = Maximum 99% occupied bandwidth;
Min-N dB = Minimum 6dB down bandwidth for 5.725-5.85GHz band / Maximum 26dB down bandwidth for other band;
Min-OBW = Minimum 99% occupied bandwidth

Result

Mode	Result	Limit (Hz)	Port 1-N dB (Hz)	Port 1-OBW (Hz)	Port 2-N dB (Hz)	Port 2-OBW (Hz)
802.11ax HEW20_Nss1,(MCS0)_2TX	-	-	-	-	-	-
5955MHz	Pass	Inf	20.955M	18.891M	20.79M	18.891M
6195MHz	Pass	Inf	21.23M	18.866M	20.955M	18.891M
6415MHz	Pass	Inf	20.955M	18.891M	21.285M	18.866M
6535MHz	Pass	Inf	21.01M	18.866M	20.79M	18.866M
6695MHz	Pass	Inf	21.065M	18.866M	20.955M	18.891M
6855MHz	Pass	Inf	21.12M	18.866M	21.01M	18.891M
802.11ax HEW40_Nss1,(MCS0)_2TX	-	-	-	-	-	-
5965MHz	Pass	Inf	40.37M	37.631M	40.37M	37.631M
6205MHz	Pass	Inf	40.48M	37.681M	40.15M	37.681M
6405MHz	Pass	Inf	40.81M	37.631M	40.37M	37.631M
6565MHz	Pass	Inf	40.37M	37.681M	40.7M	37.681M
6685MHz	Pass	Inf	40.48M	37.681M	40.37M	37.681M
6845MHz	Pass	Inf	40.48M	37.681M	40.26M	37.631M
802.11ax HEW80_Nss1,(MCS0)_2TX	-	-	-	-	-	-
5985MHz	Pass	Inf	82.5M	77.061M	82.06M	77.161M
6225MHz	Pass	Inf	82.28M	77.061M	82.28M	77.061M
6385MHz	Pass	Inf	82.28M	77.261M	82.28M	77.161M
6625MHz	Pass	Inf	82.5M	77.061M	82.5M	76.962M
6705MHz	Pass	Inf	82.28M	77.161M	82.06M	77.161M
6785MHz	Pass	Inf	82.5M	77.061M	82.06M	77.161M
802.11ax HEW160_Nss1,(MCS0)_2TX	-	-	-	-	-	-
6025MHz	Pass	Inf	165M	154.923M	164.12M	154.523M
6185MHz	Pass	Inf	165.88M	155.322M	164.12M	154.723M
6345MHz	Pass	Inf	166.32M	155.522M	165M	155.522M
6665MHz	Pass	Inf	165M	155.122M	165.44M	155.322M

Port X-N dB = Port X 6dB down bandwidth for 5.725-5.85GHz band / 26dB down bandwidth for other band
Port X-OBW = Port X 99% occupied bandwidth

5.925-6.425GHz_802.11ax HEW20_Nss1,(MCS0)_2TX **EBW**

5955MHz

13/10/2023

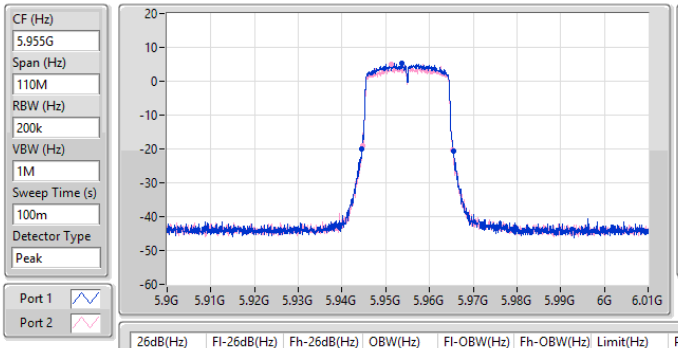

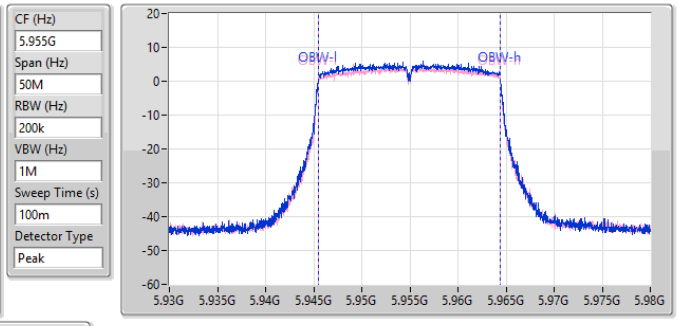

26dB(Hz)	Fl-26dB(Hz)	Fh-26dB(Hz)	OBW(Hz)	Fl-OBW(Hz)	Fh-OBW(Hz)	Limit(Hz)	Port
20.955M	5.944495G	5.96545G	18.891M	5.945505G	5.964395G	Inf	1
20.79M	5.944605G	5.965395G	18.891M	5.945505G	5.964395G	Inf	2

5.925-6.425GHz_802.11ax HEW20_Nss1,(MCS0)_2TX **EBW**

6195MHz

13/10/2023

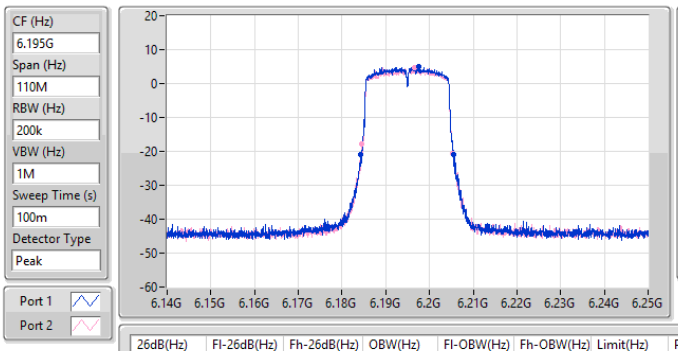

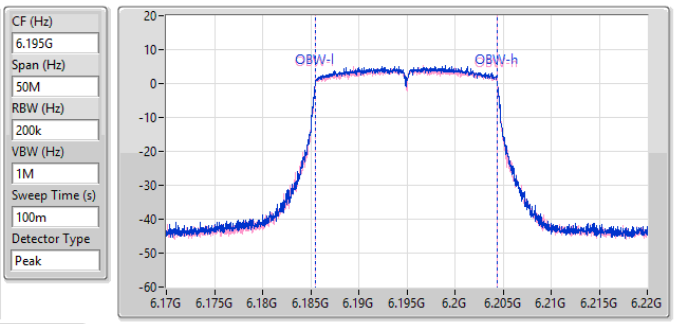

26dB(Hz)	Fl-26dB(Hz)	Fh-26dB(Hz)	OBW(Hz)	Fl-OBW(Hz)	Fh-OBW(Hz)	Limit(Hz)	Port
21.23M	6.184275G	6.205505G	18.866M	6.185505G	6.20437G	Inf	1
20.955M	6.18444G	6.205395G	18.891M	6.185505G	6.204395G	Inf	2

5.925-6.425GHz_802.11ax HEW20_Nss1,(MCS0)_2TX **EBW**

6415MHz

13/10/2023

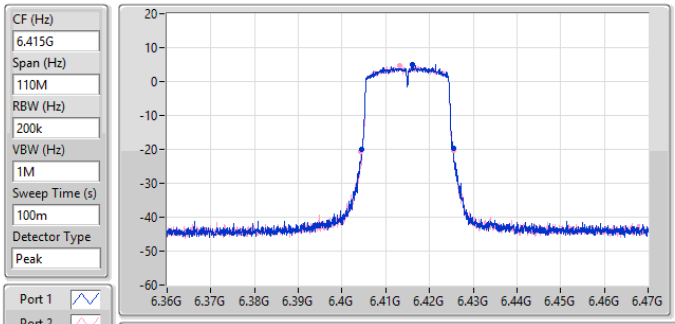

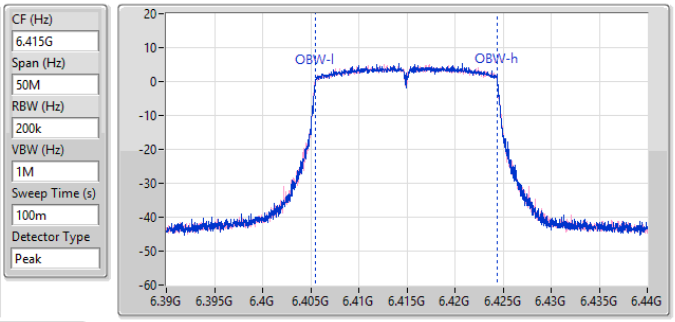

26dB(Hz)	Fl-26dB(Hz)	Fh-26dB(Hz)	OBW(Hz)	Fl-OBW(Hz)	Fh-OBW(Hz)	Limit(Hz)	Port
20.955M	6.404495G	6.42545G	18.891M	6.405505G	6.424395G	Inf	1
21.285M	6.404275G	6.42556G	18.866M	6.405505G	6.42437G	Inf	2

6.525-6.875GHz_802.11ax HEW20_Nss1,(MCS0)_2TX **EBW**

6535MHz

13/10/2023

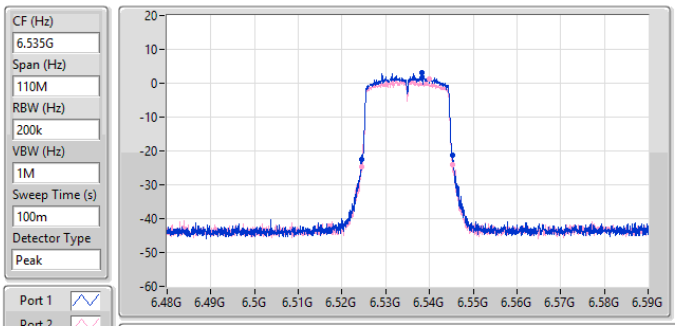

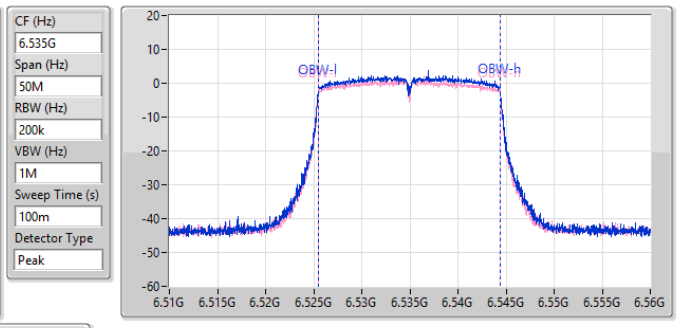

26dB(Hz)	Fl-26dB(Hz)	Fh-26dB(Hz)	OBW(Hz)	Fl-OBW(Hz)	Fh-OBW(Hz)	Limit(Hz)	Port
21.01M	6.524385G	6.545395G	18.866M	6.525505G	6.54437G	Inf	1
20.79M	6.524495G	6.545285G	18.866M	6.525505G	6.54437G	Inf	2

6.525-6.875GHz_802.11ax HEW20_Nss1,(MCS0)_2TX **EBW**

6695MHz

13/10/2023

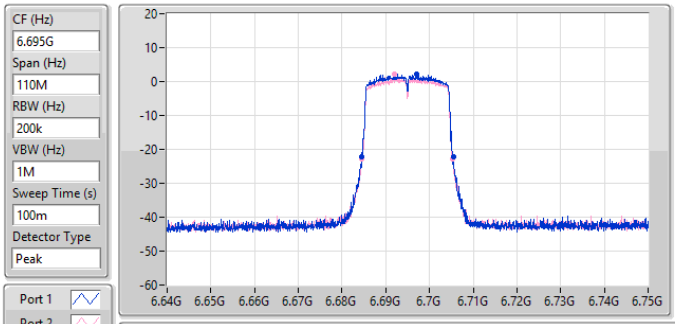

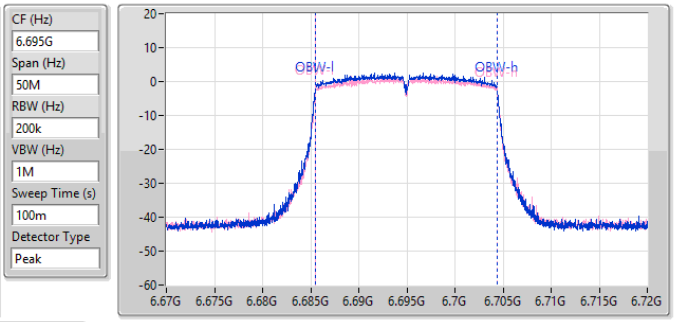

26dB(Hz)	Fl-26dB(Hz)	Fh-26dB(Hz)	OBW(Hz)	Fl-OBW(Hz)	Fh-OBW(Hz)	Limit(Hz)	Port
21.065M	6.68444G	6.705505G	18.866M	6.685505G	6.70437G	Inf	1
20.955M	6.68444G	6.705395G	18.891M	6.685505G	6.704395G	Inf	2

6.525-6.875GHz_802.11ax HEW20_Nss1,(MCS0)_2TX **EBW**

6855MHz

13/10/2023

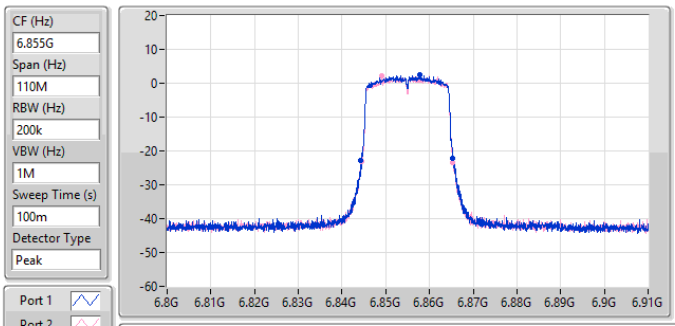

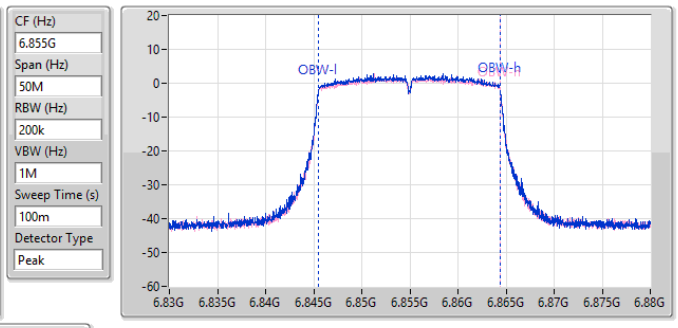

26dB(Hz)	Fl-26dB(Hz)	Fh-26dB(Hz)	OBW(Hz)	Fl-OBW(Hz)	Fh-OBW(Hz)	Limit(Hz)	Port
21.12M	6.844275G	6.865395G	18.866M	6.845505G	6.86437G	Inf	1
21.01M	6.844385G	6.865395G	18.891M	6.845505G	6.864395G	Inf	2

5.925-6.425GHz_802.11ax HEW40_Nss1,(MCS0)_2TX **EBW**

5965MHz

13/10/2023

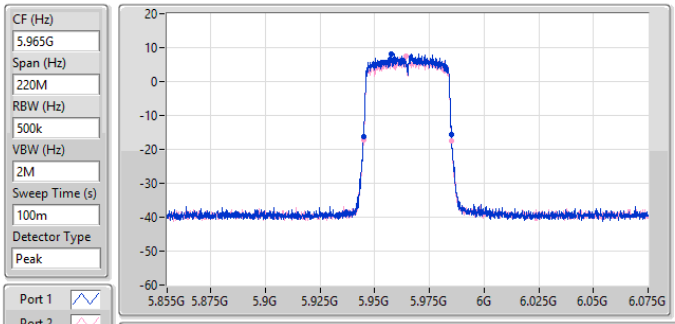

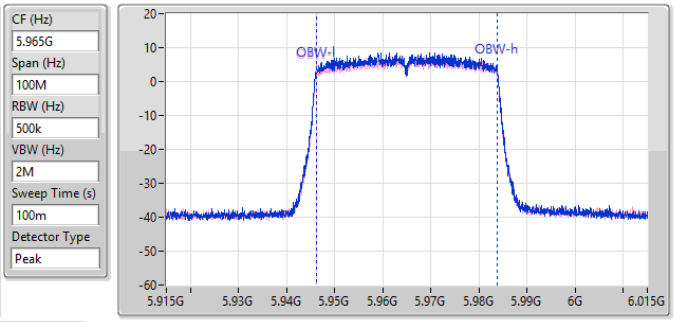

26dB(Hz)	Fl-26dB(Hz)	Fh-26dB(Hz)	OBW(Hz)	Fl-OBW(Hz)	Fh-OBW(Hz)	Limit(Hz)	Port
40.37M	5.94476G	5.98513G	37.631M	5.946159G	5.983791G	Inf	1
40.37M	5.94476G	5.98513G	37.631M	5.946159G	5.983791G	Inf	2

5.925-6.425GHz_802.11ax HEW40_Nss1,(MCS0)_2TX **EBW**

6205MHz

13/10/2023

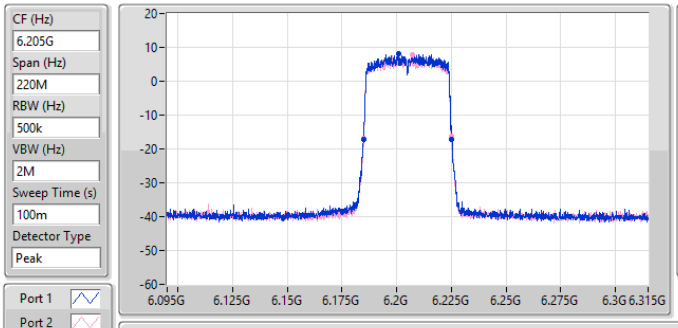

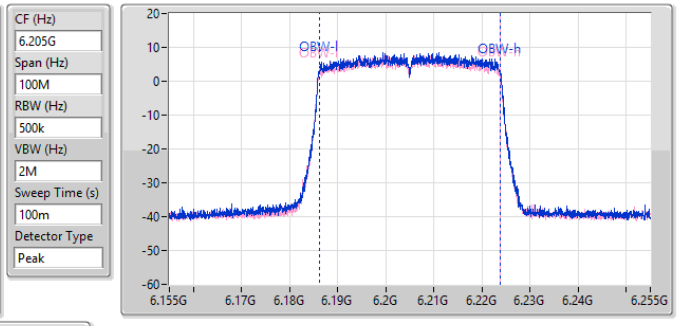

26dB(Hz)	Fl-26dB(Hz)	Fh-26dB(Hz)	OBW(Hz)	Fl-OBW(Hz)	Fh-OBW(Hz)	Limit(Hz)	Port
40.48M	6.18476G	6.22524G	37.681M	6.186109G	6.223791G	Inf	1
40.15M	6.18487G	6.22502G	37.681M	6.186109G	6.223791G	Inf	2

5.925-6.425GHz_802.11ax HEW40_Nss1,(MCS0)_2TX **EBW**

6405MHz

13/10/2023

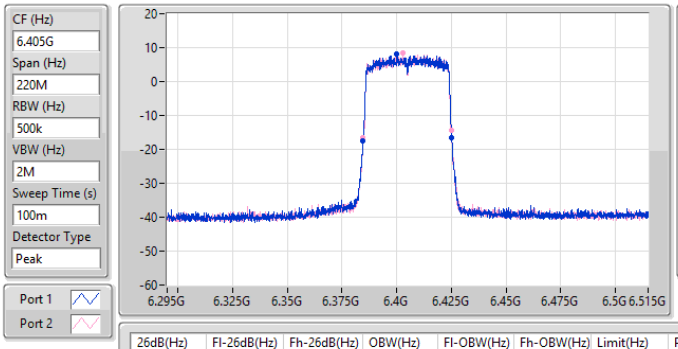

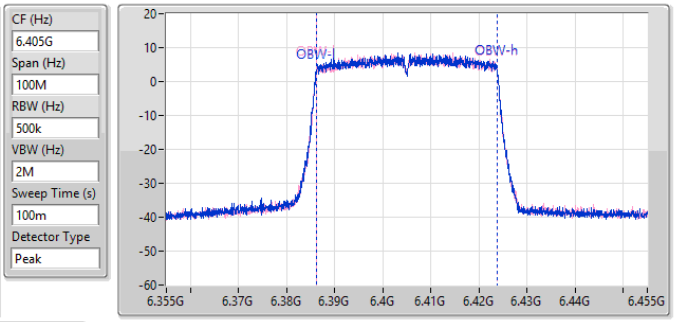

26dB(Hz)	Fl-26dB(Hz)	Fh-26dB(Hz)	OBW(Hz)	Fl-OBW(Hz)	Fh-OBW(Hz)	Limit(Hz)	Port
40.81M	6.38443G	6.42524G	37.631M	6.386159G	6.423791G	Inf	1
40.37M	6.38465G	6.42502G	37.631M	6.386159G	6.423791G	Inf	2

6.525-6.875GHz_802.11ax HEW40_Nss1,(MCS0)_2TX **EBW**

6565MHz

13/10/2023

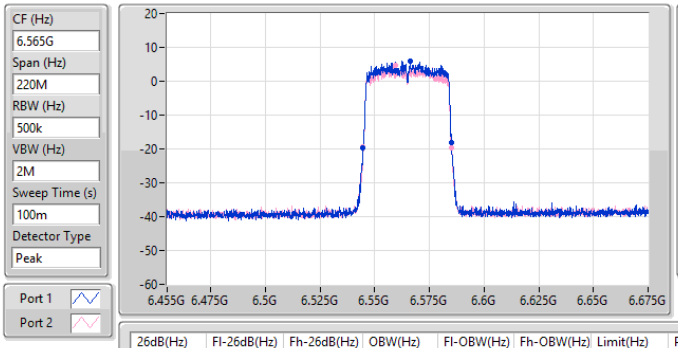

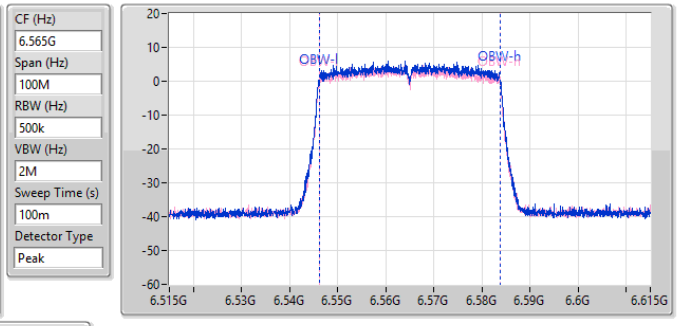

26dB(Hz)	Fl-26dB(Hz)	Fh-26dB(Hz)	OBW(Hz)	Fl-OBW(Hz)	Fh-OBW(Hz)	Limit(Hz)	Port
40.37M	6.54465G	6.58502G	37.681M	6.546109G	6.583791G	Inf	1
40.7M	6.54454G	6.58524G	37.681M	6.546109G	6.583791G	Inf	2

6.525-6.875GHz_802.11ax HEW40_Nss1,(MCS0)_2TX **EBW**

6685MHz

13/10/2023

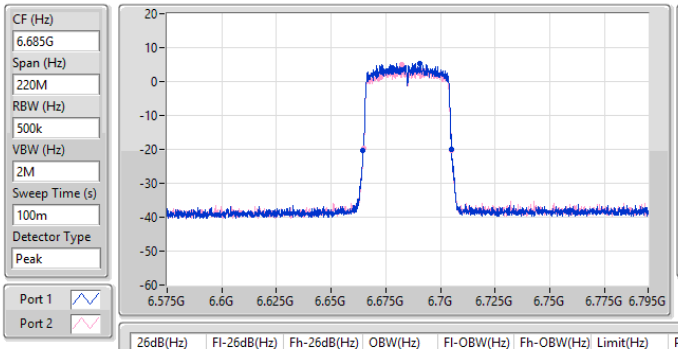

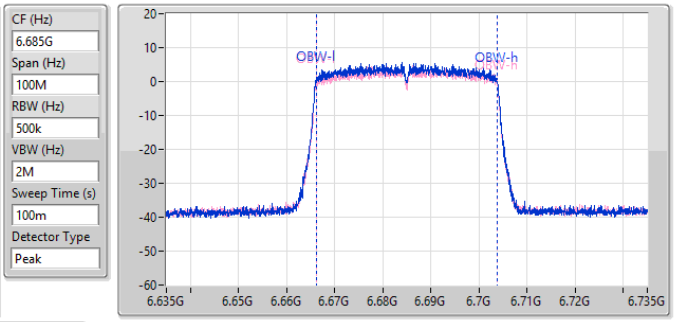

26dB(Hz)	Fl-26dB(Hz)	Fh-26dB(Hz)	OBW(Hz)	Fl-OBW(Hz)	Fh-OBW(Hz)	Limit(Hz)	Port
40.48M	6.66465G	6.70513G	37.681M	6.666109G	6.703791G	Inf	1
40.37M	6.66476G	6.70513G	37.681M	6.666109G	6.703791G	Inf	2

6.525-6.875GHz_802.11ax HEW40_Nss1,(MCS0)_2TX **EBW**

6845MHz

13/10/2023

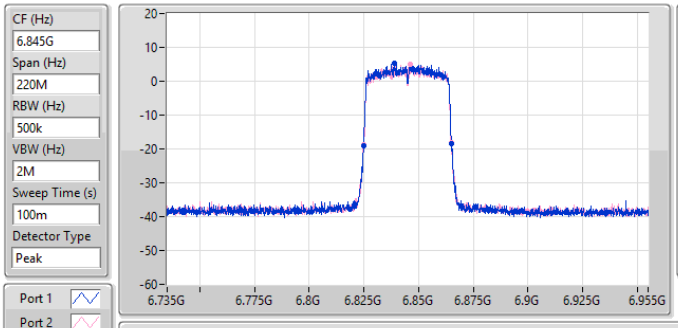

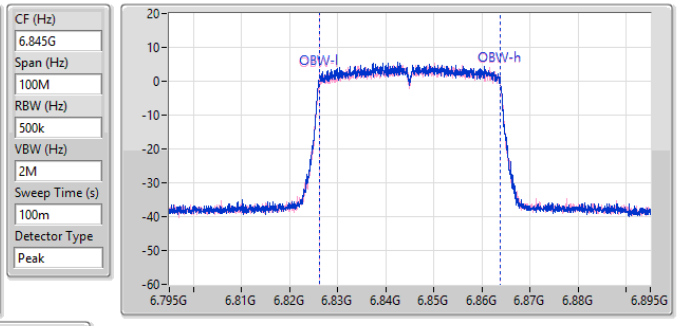

26dB(Hz)	Fl-26dB(Hz)	Fh-26dB(Hz)	OBW(Hz)	Fl-OBW(Hz)	Fh-OBW(Hz)	Limit(Hz)	Port
40.48M	6.82476G	6.86524G	37.681M	6.826109G	6.863791G	Inf	1
40.26M	6.82476G	6.86502G	37.631M	6.826159G	6.863791G	Inf	2

5.925-6.425GHz_802.11ax HEW80_Nss1,(MCS0)_2TX **EBW**

5985MHz

13/10/2023

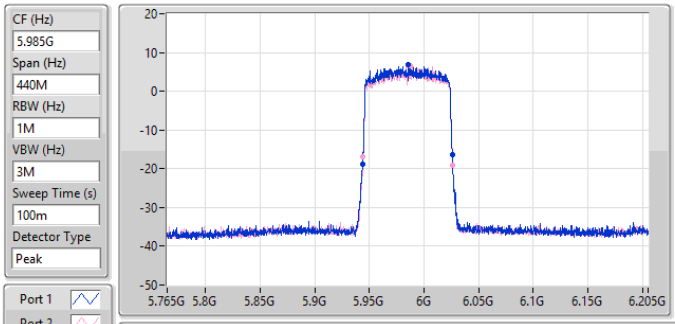

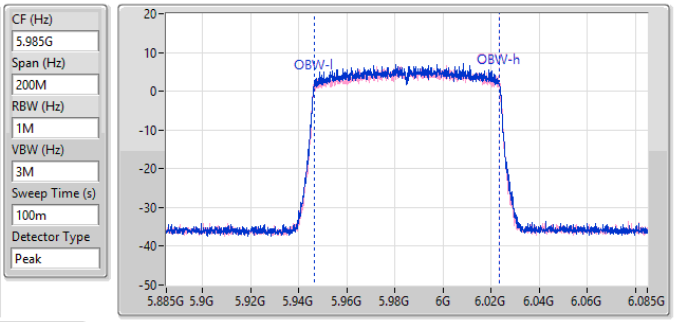

26dB(Hz)	Fl-26dB(Hz)	Fh-26dB(Hz)	OBW(Hz)	Fl-OBW(Hz)	Fh-OBW(Hz)	Limit(Hz)	Port
82.5M	5.94342G	6.02592G	77.061M	5.946419G	6.023481G	Inf	1
82.06M	5.94408G	6.02614G	77.161M	5.946419G	6.023581G	Inf	2

5.925-6.425GHz_802.11ax HEW80_Nss1,(MCS0)_2TX **EBW**

6225MHz

13/10/2023

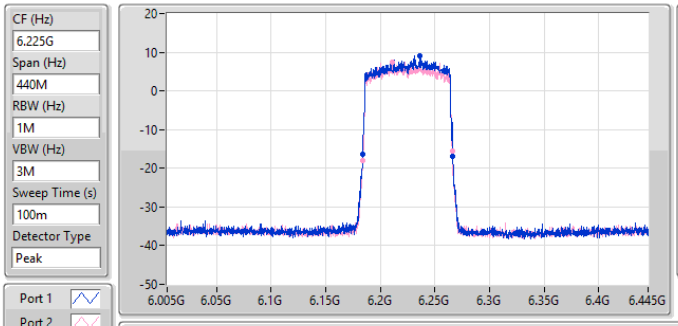

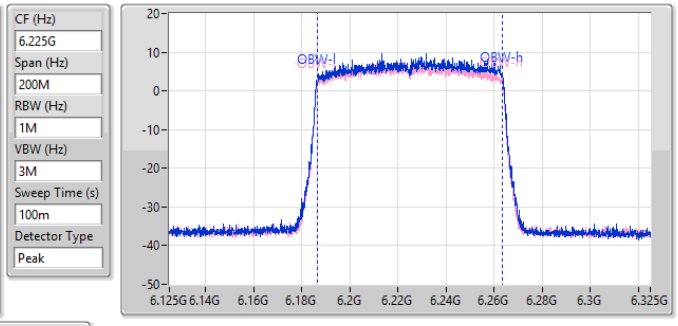

26dB(Hz)	Fl-26dB(Hz)	Fh-26dB(Hz)	OBW(Hz)	Fl-OBW(Hz)	Fh-OBW(Hz)	Limit(Hz)	Port
82.28M	6.18408G	6.26636G	77.061M	6.186519G	6.263581G	Inf	1
82.28M	6.18364G	6.26592G	77.061M	6.186419G	6.263481G	Inf	2

5.925-6.425GHz_802.11ax HEW80_Nss1,(MCS0)_2TX **EBW**

6385MHz

13/10/2023

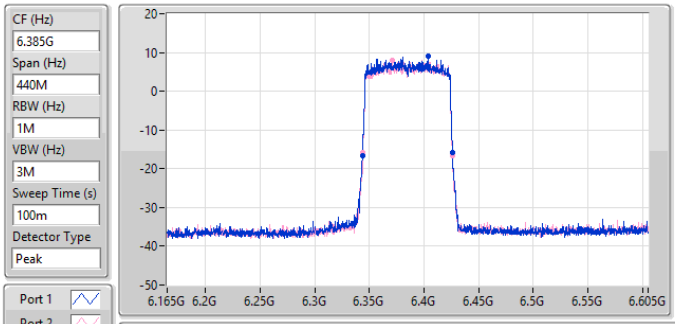

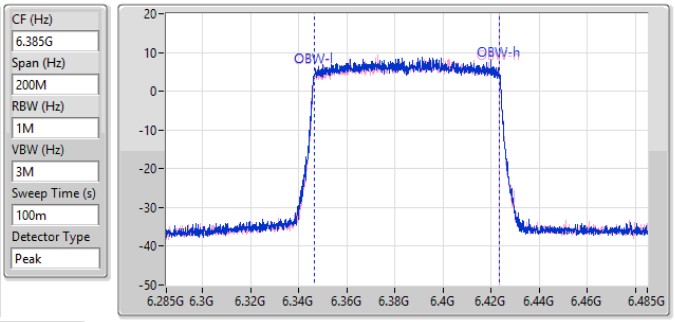

26dB(Hz)	Fl-26dB(Hz)	Fh-26dB(Hz)	OBW(Hz)	Fl-OBW(Hz)	Fh-OBW(Hz)	Limit(Hz)	Port
82.28M	6.34364G	6.42592G	77.261M	6.346319G	6.423581G	Inf	1
82.28M	6.34386G	6.42614G	77.161M	6.346419G	6.423581G	Inf	2

6.525-6.875GHz_802.11ax HEW80_Nss1,(MCS0)_2TX **EBW**

6625MHz

13/10/2023

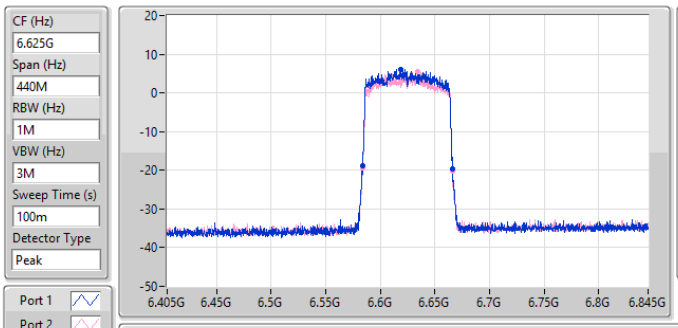

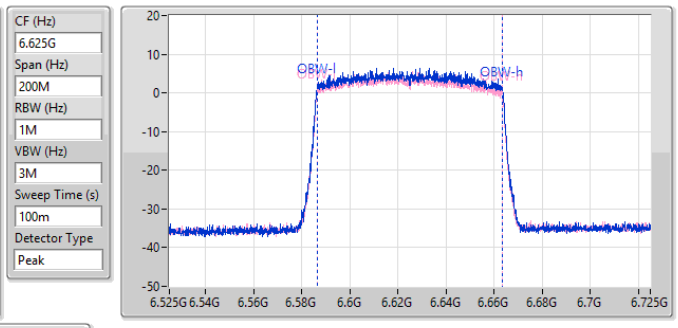

26dB(Hz)	Fl-26dB(Hz)	Fh-26dB(Hz)	OBW(Hz)	Fl-OBW(Hz)	Fh-OBW(Hz)	Limit(Hz)	Port
82.5M	6.58364G	6.66614G	77.061M	6.586419G	6.663481G	Inf	1
82.5M	6.58342G	6.66592G	76.962M	6.586419G	6.663381G	Inf	2

6.525-6.875GHz_802.11ax HEW80_Nss1,(MCS0)_2TX **EBW**

6705MHz

13/10/2023

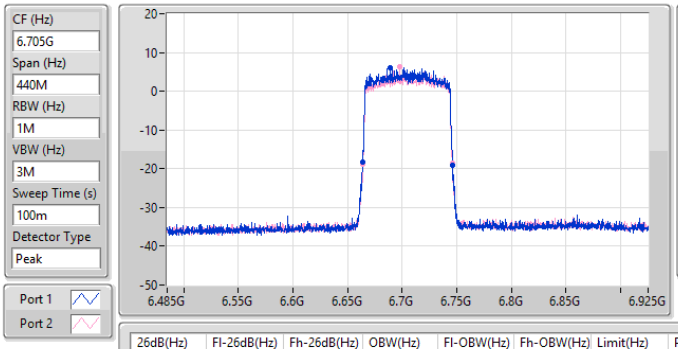

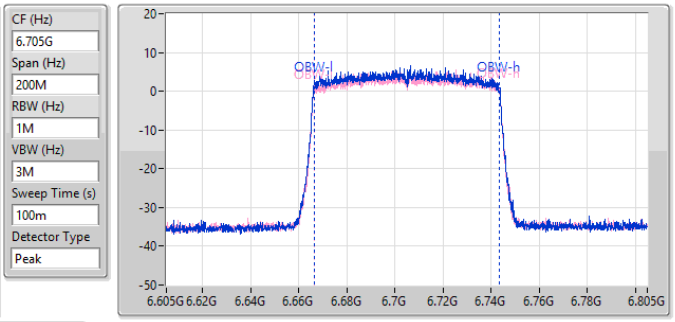

26dB(Hz)	Fl-26dB(Hz)	Fh-26dB(Hz)	OBW(Hz)	Fl-OBW(Hz)	Fh-OBW(Hz)	Limit(Hz)	Port
82.28M	6.66386G	6.74614G	77.161M	6.666319G	6.743481G	Inf	1
82.06M	6.66386G	6.74592G	77.161M	6.666319G	6.743481G	Inf	2

6.525-6.875GHz_802.11ax HEW80_Nss1,(MCS0)_2TX **EBW**

6785MHz

13/10/2023

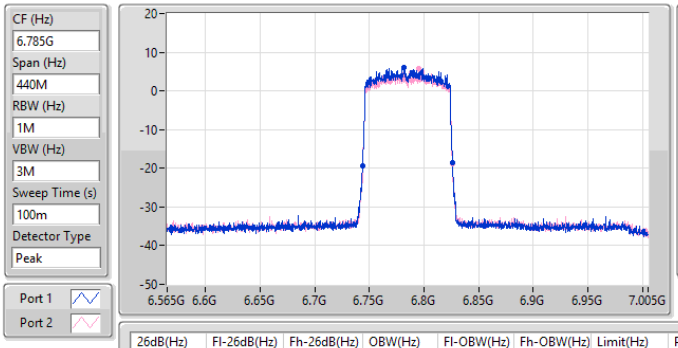

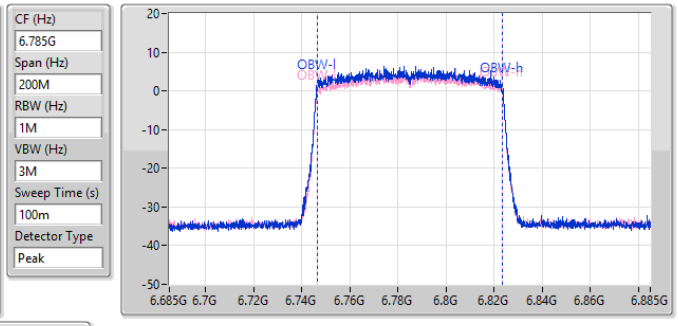

26dB(Hz)	Fl-26dB(Hz)	Fh-26dB(Hz)	OBW(Hz)	Fl-OBW(Hz)	Fh-OBW(Hz)	Limit(Hz)	Port
82.5M	6.74364G	6.82614G	77.061M	6.746319G	6.823381G	Inf	1
82.06M	6.74386G	6.82592G	77.161M	6.746419G	6.823581G	Inf	2

5.925-6.425GHz_802.11ax HEW160_Nss1,(MCS0)_2TX **EBW**

6025MHz

13/10/2023

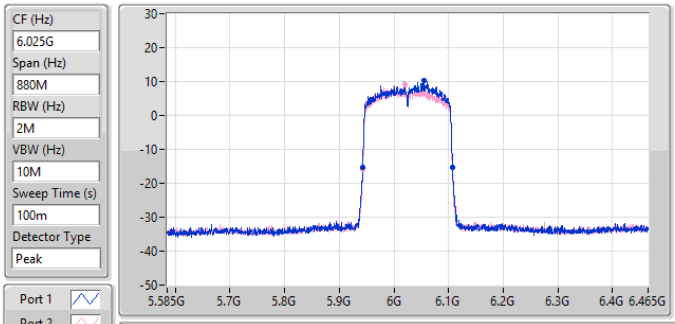

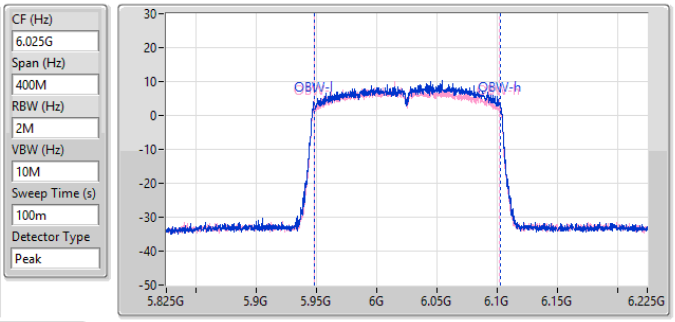

26dB(Hz)	Fl-26dB(Hz)	Fh-26dB(Hz)	OBW(Hz)	Fl-OBW(Hz)	Fh-OBW(Hz)	Limit(Hz)	Port
165M	5.94228G	6.10728G	154.923M	5.947639G	6.102561G	Inf	1
164.12M	5.94272G	6.10684G	154.523M	5.947639G	6.102161G	Inf	2

5.925-6.425GHz_802.11ax HEW160_Nss1,(MCS0)_2TX **EBW**

6185MHz

13/10/2023

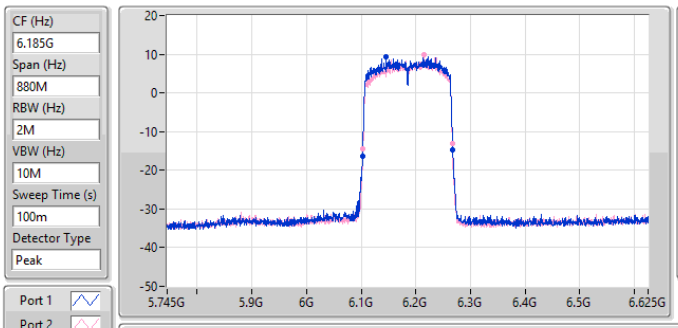

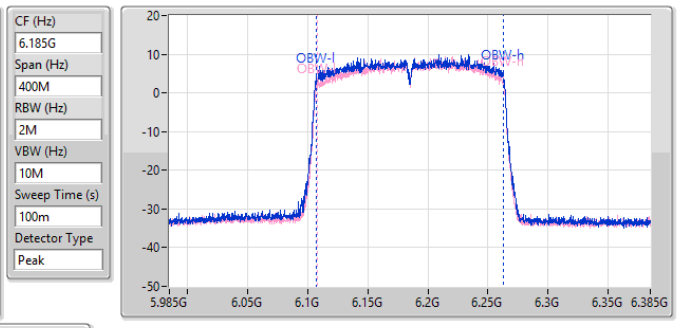

26dB(Hz)	Fl-26dB(Hz)	Fh-26dB(Hz)	OBW(Hz)	Fl-OBW(Hz)	Fh-OBW(Hz)	Limit(Hz)	Port
165.88M	6.10228G	6.26816G	155.322M	6.107439G	6.262761G	Inf	1
164.12M	6.10316G	6.26728G	154.723M	6.107839G	6.262561G	Inf	2

5.925-6.425GHz_802.11ax HEW160_Nss1,(MCS0)_2TX **EBW**

6345MHz

13/10/2023

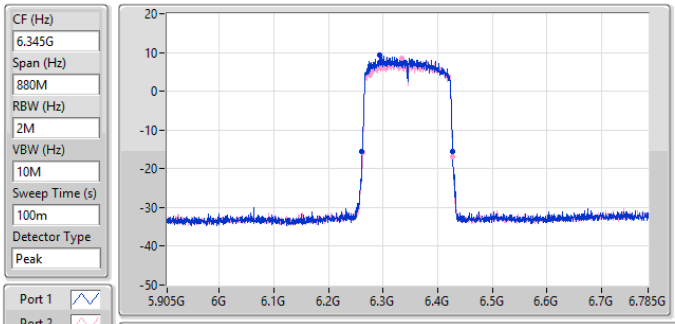

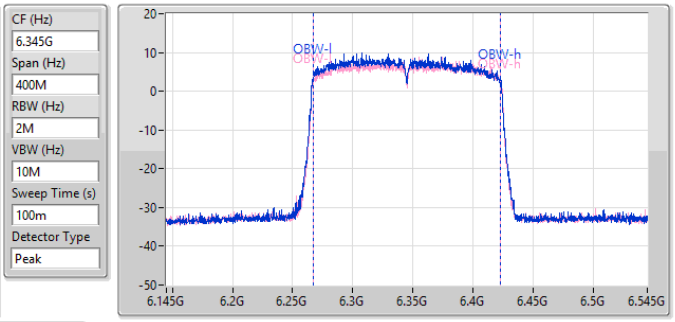

26dB(Hz)	Fl-26dB(Hz)	Fh-26dB(Hz)	OBW(Hz)	Fl-OBW(Hz)	Fh-OBW(Hz)	Limit(Hz)	Port
166.32M	6.2614G	6.42772G	155.522M	6.267039G	6.422561G	Inf	1
165M	6.26228G	6.42728G	155.522M	6.267039G	6.422561G	Inf	2

6.525-6.875GHz_802.11ax HEW160_Nss1,(MCS0)_2TX **EBW**

6665MHz

13/10/2023

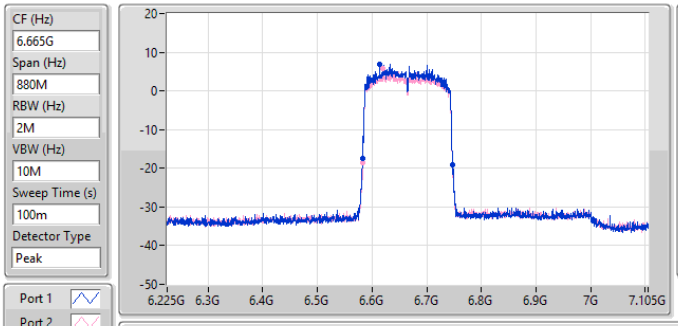

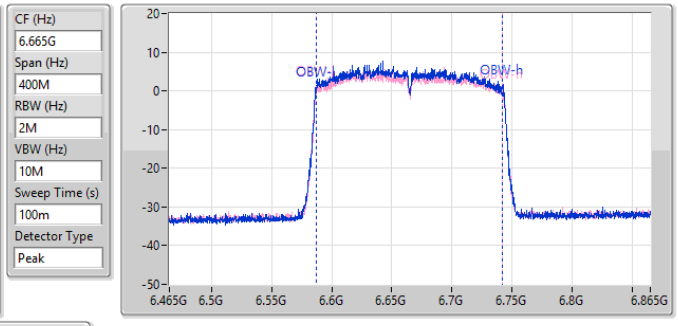

26dB(Hz)	Fl-26dB(Hz)	Fh-26dB(Hz)	OBW(Hz)	Fl-OBW(Hz)	Fh-OBW(Hz)	Limit(Hz)	Port
165M	6.58228G	6.74728G	155.122M	6.587239G	6.742361G	Inf	1
165.44M	6.58228G	6.74772G	155.322M	6.587039G	6.742361G	Inf	2

Summary

Mode	Max-N dB (Hz)	Max-OBW (Hz)	ITU-Code	Min-N dB (Hz)	Min-OBW (Hz)
5.925-6.425GHz	-	-	-	-	-
802.11ax HEW20_Nss1,(MCS0)_4TX	21.285M	18.916M	18M9D1D	20.735M	18.866M
802.11ax HEW40_Nss1,(MCS0)_4TX	40.59M	37.681M	37M7D1D	40.15M	37.631M
802.11ax HEW80_Nss1,(MCS0)_4TX	82.72M	77.261M	77M3D1D	81.4M	76.962M
802.11ax HEW160_Nss1,(MCS0)_4TX	165.44M	155.722M	156MD1D	163.68M	154.723M
6.525-6.875GHz	-	-	-	-	-
802.11ax HEW20_Nss1,(MCS0)_4TX	21.395M	18.916M	18M9D1D	20.79M	18.841M
802.11ax HEW40_Nss1,(MCS0)_4TX	40.59M	37.731M	37M7D1D	40.26M	37.631M
802.11ax HEW80_Nss1,(MCS0)_4TX	82.72M	77.261M	77M3D1D	81.62M	76.962M
802.11ax HEW160_Nss1,(MCS0)_4TX	165.44M	155.522M	156MD1D	163.68M	155.122M

Max-N dB = Maximum 6dB down bandwidth for 5.725-5.85GHz band / Maximum 26dB down bandwidth for other band;
Max-OBW = Maximum 99% occupied bandwidth;
Min-N dB = Minimum 6dB down bandwidth for 5.725-5.85GHz band / Maximum 26dB down bandwidth for other band;
Min-OBW = Minimum 99% occupied bandwidth

Result

Mode	Result	Limit (Hz)	Port 1-N dB (Hz)	Port 1-OBW (Hz)	Port 2-N dB (Hz)	Port 2-OBW (Hz)	Port 3-N dB (Hz)	Port 3-OBW (Hz)	Port 4-N dB (Hz)	Port 4-OBW (Hz)
802.11ax HEW20_Nss1,(MCS0)_4TX	-	-	-	-	-	-	-	-	-	-
5955MHz	Pass	Inf	21.01M	18.866M	20.955M	18.891M	21.01M	18.866M	20.735M	18.891M
6195MHz	Pass	Inf	21.065M	18.866M	20.79M	18.891M	21.065M	18.866M	20.845M	18.916M
6415MHz	Pass	Inf	21.175M	18.866M	21.285M	18.891M	20.9M	18.866M	20.845M	18.891M
6535MHz	Pass	Inf	21.175M	18.866M	21.01M	18.916M	20.9M	18.866M	21.065M	18.891M
6695MHz	Pass	Inf	21.12M	18.866M	21.01M	18.916M	20.955M	18.866M	21.395M	18.866M
6855MHz	Pass	Inf	21.12M	18.891M	20.845M	18.866M	20.9M	18.841M	20.79M	18.866M
802.11ax HEW40_Nss1,(MCS0)_4TX	-	-	-	-	-	-	-	-	-	-
5965MHz	Pass	Inf	40.15M	37.631M	40.26M	37.681M	40.26M	37.681M	40.37M	37.681M
6205MHz	Pass	Inf	40.26M	37.681M	40.15M	37.681M	40.15M	37.631M	40.37M	37.681M
6405MHz	Pass	Inf	40.48M	37.681M	40.26M	37.681M	40.59M	37.681M	40.26M	37.681M
6565MHz	Pass	Inf	40.59M	37.631M	40.26M	37.681M	40.48M	37.731M	40.37M	37.731M
6685MHz	Pass	Inf	40.37M	37.731M	40.26M	37.681M	40.37M	37.681M	40.59M	37.681M
6845MHz	Pass	Inf	40.59M	37.681M	40.48M	37.681M	40.59M	37.631M	40.48M	37.681M
802.11ax HEW80_Nss1,(MCS0)_4TX	-	-	-	-	-	-	-	-	-	-
5985MHz	Pass	Inf	82.5M	77.161M	82.28M	77.161M	82.28M	77.161M	81.84M	77.061M
6225MHz	Pass	Inf	82.06M	76.962M	82.06M	77.061M	82.28M	77.261M	81.84M	77.261M
6385MHz	Pass	Inf	82.5M	77.261M	81.4M	77.261M	81.84M	77.161M	82.72M	77.161M
6625MHz	Pass	Inf	82.72M	76.962M	81.62M	77.161M	82.06M	77.061M	81.62M	77.061M
6705MHz	Pass	Inf	82.28M	77.261M	82.06M	77.161M	82.28M	77.161M	82.28M	77.161M
6785MHz	Pass	Inf	82.28M	77.161M	82.06M	77.261M	82.5M	77.161M	82.72M	77.261M
802.11ax HEW160_Nss1,(MCS0)_4TX	-	-	-	-	-	-	-	-	-	-
6025MHz	Pass	Inf	165.44M	154.923M	165M	154.723M	165M	155.122M	164.12M	154.923M
6185MHz	Pass	Inf	165M	155.322M	164.12M	155.122M	164.56M	155.122M	163.68M	155.322M
6345MHz	Pass	Inf	165.44M	155.322M	165.44M	155.722M	164.56M	155.322M	164.56M	155.522M
6665MHz	Pass	Inf	165M	155.122M	165.44M	155.522M	164.56M	155.322M	163.68M	155.322M

Port X-N dB = Port X 6dB down bandwidth for 5.725-5.85GHz band / 26dB down bandwidth for other band
Port X-OBW = Port X 99% occupied bandwidth

5.925-6.425GHz_802.11ax HEW20_Nss1,(MCS0)_4TX **EBW**

5955MHz

13/10/2023

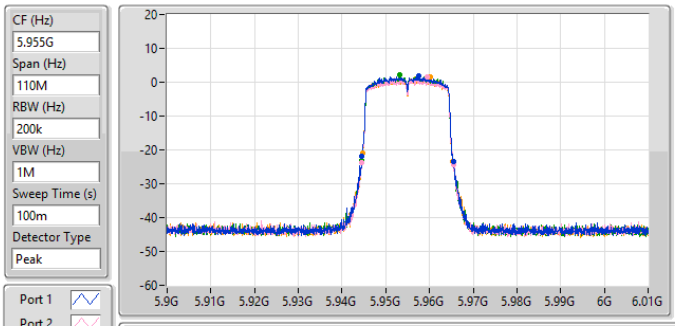

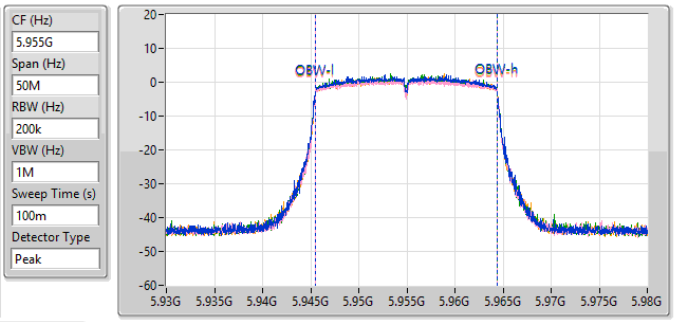

26dB(Hz)	Fl-26dB(Hz)	Fh-26dB(Hz)	OBW(Hz)	Fl-OBW(Hz)	Fh-OBW(Hz)	Limit(Hz)	Port
21.01M	5.94444G	5.96545G	18.866M	5.945505G	5.96437G	Inf	1
20.955M	5.944495G	5.96545G	18.891M	5.945505G	5.964395G	Inf	2
21.01M	5.94444G	5.96545G	18.866M	5.945505G	5.96437G	Inf	3
20.735M	5.944605G	5.96534G	18.891M	5.945505G	5.964395G	Inf	4

5.925-6.425GHz_802.11ax HEW20_Nss1,(MCS0)_4TX **EBW**

6195MHz

13/10/2023

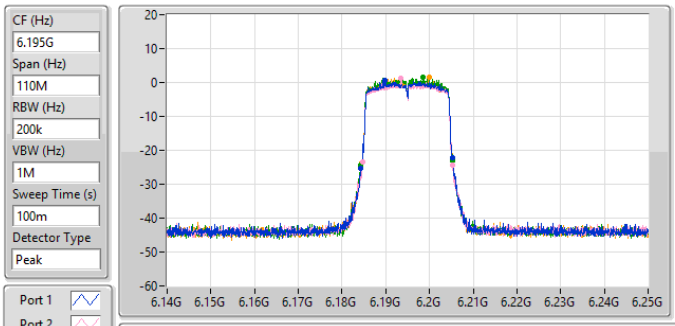

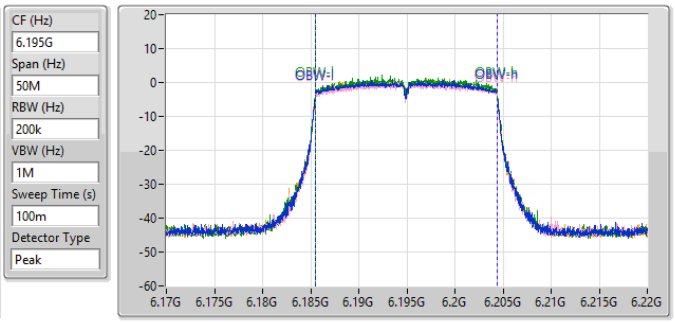

26dB(Hz)	Fl-26dB(Hz)	Fh-26dB(Hz)	OBW(Hz)	Fl-OBW(Hz)	Fh-OBW(Hz)	Limit(Hz)	Port
21.065M	6.18433G	6.205395G	18.866M	6.185505G	6.20437G	Inf	1
20.79M	6.184605G	6.205395G	18.891M	6.185505G	6.204395G	Inf	2
21.065M	6.18433G	6.205395G	18.866M	6.185505G	6.20437G	Inf	3
20.845M	6.184495G	6.20534G	18.916M	6.18548G	6.204395G	Inf	4

5.925-6.425GHz_802.11ax HEW20_Nss1,(MCS0)_4TX **EBW**

6415MHz

13/10/2023

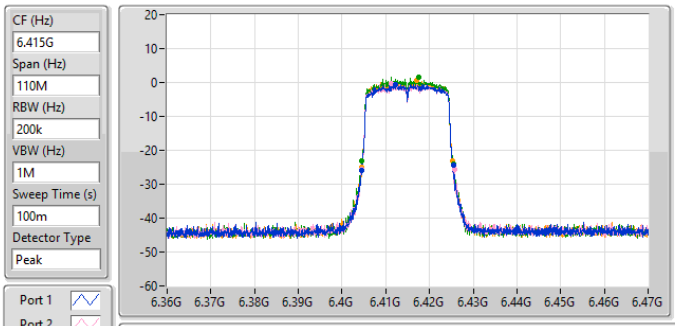

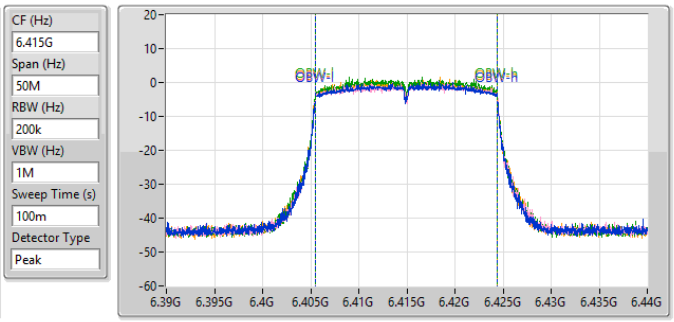

26dB(Hz)	Fl-26dB(Hz)	Fh-26dB(Hz)	OBW(Hz)	Fl-OBW(Hz)	Fh-OBW(Hz)	Limit(Hz)	Port
21.175M	6.404385G	6.42556G	18.866M	6.405505G	6.42437G	Inf	1
21.285M	6.404385G	6.42567G	18.891M	6.405505G	6.424395G	Inf	2
20.9M	6.40455G	6.42545G	18.866M	6.405505G	6.42437G	Inf	3
20.845M	6.404495G	6.42534G	18.891M	6.40548G	6.42437G	Inf	4

6.525-6.875GHz_802.11ax HEW20_Nss1,(MCS0)_4TX **EBW**

6535MHz

13/10/2023

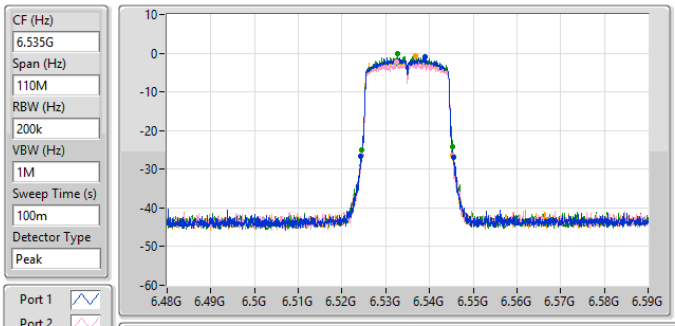

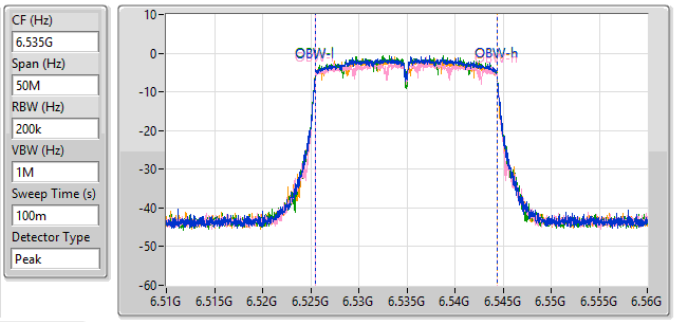

26dB(Hz)	Fl-26dB(Hz)	Fh-26dB(Hz)	OBW(Hz)	Fl-OBW(Hz)	Fh-OBW(Hz)	Limit(Hz)	Port
21.175M	6.52433G	6.545505G	18.866M	6.525505G	6.54437G	Inf	1
21.01M	6.52444G	6.54545G	18.916M	6.52548G	6.544395G	Inf	2
20.9M	6.524495G	6.545395G	18.866M	6.525505G	6.54437G	Inf	3
21.065M	6.524275G	6.54534G	18.891M	6.52548G	6.54437G	Inf	4

6.525-6.875GHz_802.11ax HEW20_Nss1,(MCS0)_4TX **EBW**

6695MHz

13/10/2023

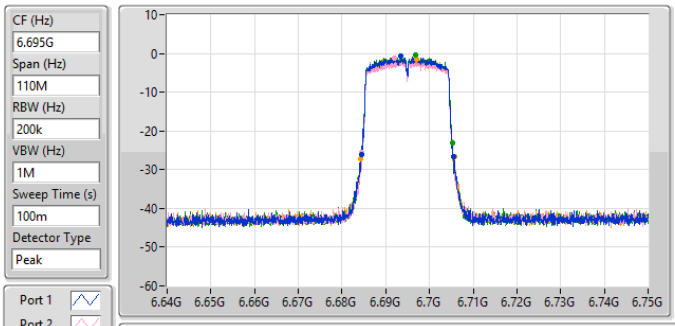

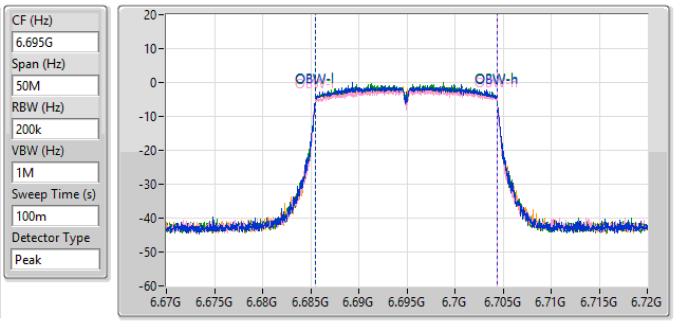

26dB(Hz)	Fl-26dB(Hz)	Fh-26dB(Hz)	OBW(Hz)	Fl-OBW(Hz)	Fh-OBW(Hz)	Limit(Hz)	Port
21.12M	6.684385G	6.705505G	18.866M	6.685505G	6.70437G	Inf	1
21.01M	6.68444G	6.70545G	18.916M	6.68548G	6.704395G	Inf	2
20.955M	6.684385G	6.70534G	18.866M	6.685505G	6.70437G	Inf	3
21.395M	6.684275G	6.70567G	18.866M	6.685505G	6.70437G	Inf	4

6.525-6.875GHz_802.11ax HEW20_Nss1,(MCS0)_4TX **EBW**

6855MHz

13/10/2023

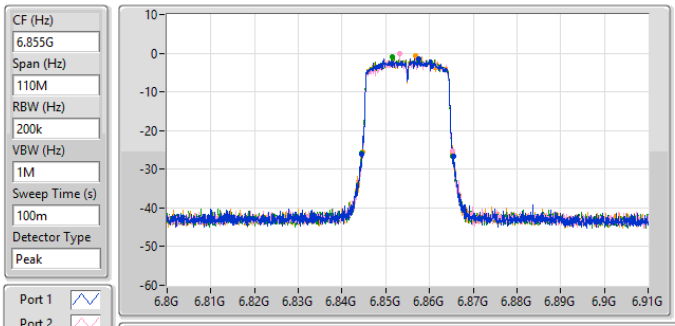

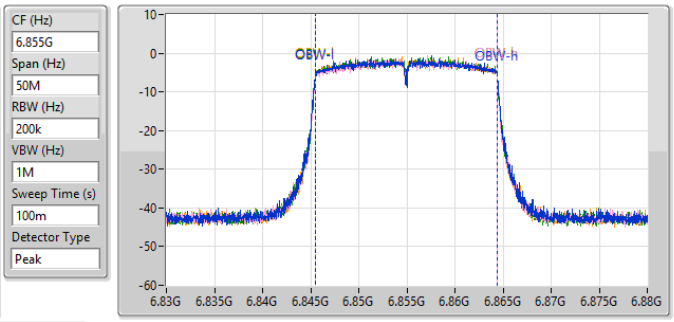

26dB(Hz)	Fl-26dB(Hz)	Fh-26dB(Hz)	OBW(Hz)	Fl-OBW(Hz)	Fh-OBW(Hz)	Limit(Hz)	Port
21.12M	6.84444G	6.86556G	18.891M	6.845505G	6.864395G	Inf	1
20.845M	6.84444G	6.865285G	18.866M	6.845505G	6.86437G	Inf	2
20.9M	6.844385G	6.865285G	18.841M	6.845505G	6.864345G	Inf	3
20.79M	6.844605G	6.865395G	18.866M	6.845505G	6.86437G	Inf	4

5.925-6.425GHz_802.11ax HEW40_Nss1,(MCS0)_4TX **EBW**

5965MHz

13/10/2023

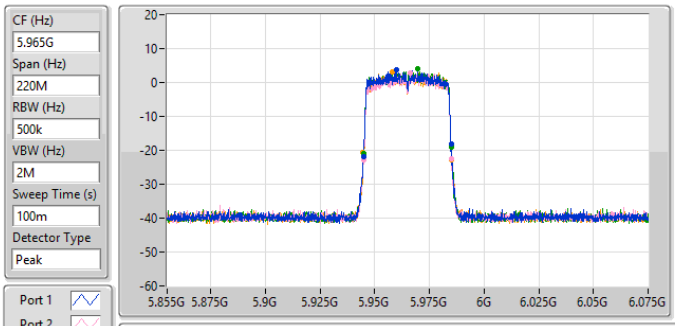

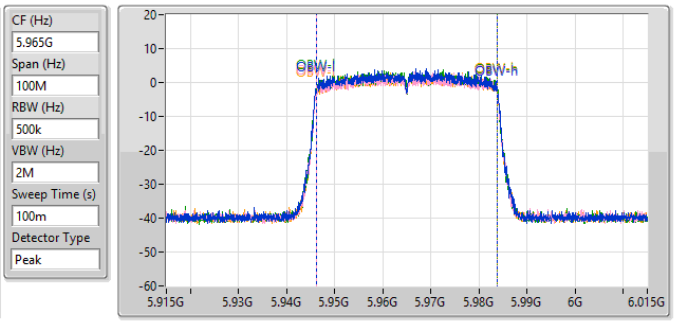

26dB(Hz)	Fl-26dB(Hz)	Fh-26dB(Hz)	OBW(Hz)	Fl-OBW(Hz)	Fh-OBW(Hz)	Limit(Hz)	Port
40.15M	5.94487G	5.98502G	37.631M	5.946109G	5.983741G	Inf	1
40.26M	5.94487G	5.98513G	37.681M	5.946109G	5.983791G	Inf	2
40.26M	5.94476G	5.98502G	37.681M	5.946109G	5.983791G	Inf	3
40.37M	5.94465G	5.98502G	37.681M	5.946109G	5.983791G	Inf	4

5.925-6.425GHz_802.11ax HEW40_Nss1,(MCS0)_4TX **EBW**

6205MHz

13/10/2023

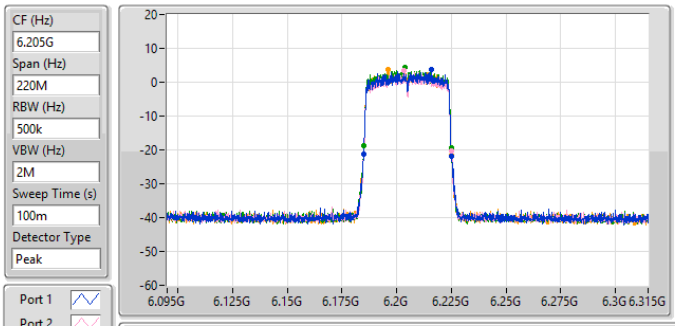

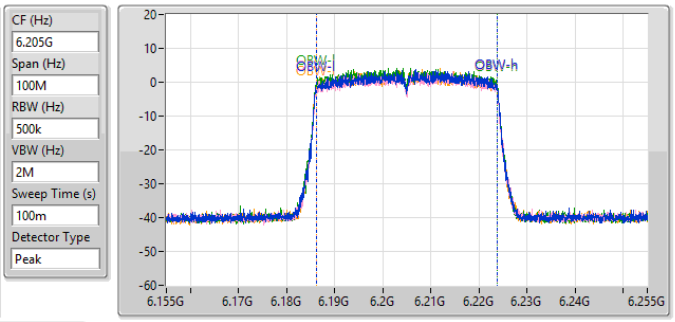

26dB(Hz)	Fl-26dB(Hz)	Fh-26dB(Hz)	OBW(Hz)	Fl-OBW(Hz)	Fh-OBW(Hz)	Limit(Hz)	Port
40.26M	6.18487G	6.22513G	37.681M	6.186109G	6.223791G	Inf	1
40.15M	6.18476G	6.22491G	37.681M	6.186109G	6.223791G	Inf	2
40.15M	6.18487G	6.22502G	37.631M	6.186109G	6.223741G	Inf	3
40.37M	6.18476G	6.22513G	37.681M	6.186109G	6.223791G	Inf	4

5.925-6.425GHz_802.11ax HEW40_Nss1,(MCS0)_4TX **EBW**

6405MHz

13/10/2023

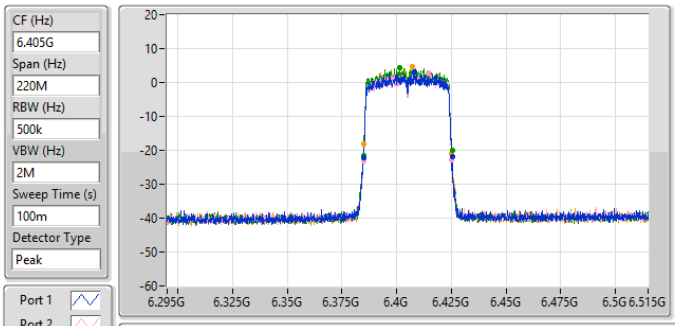

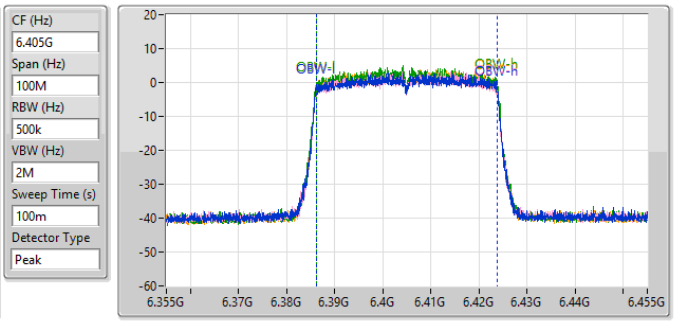

26dB(Hz)	Fl-26dB(Hz)	Fh-26dB(Hz)	OBW(Hz)	Fl-OBW(Hz)	Fh-OBW(Hz)	Limit(Hz)	Port
40.48M	6.38487G	6.42535G	37.681M	6.386109G	6.423791G	Inf	1
40.26M	6.38476G	6.42502G	37.681M	6.386109G	6.423791G	Inf	2
40.59M	6.38476G	6.42535G	37.681M	6.386109G	6.423791G	Inf	3
40.26M	6.38498G	6.42524G	37.681M	6.386109G	6.423791G	Inf	4

6.525-6.875GHz_802.11ax HEW40_Nss1,(MCS0)_4TX **EBW**

6565MHz

13/10/2023

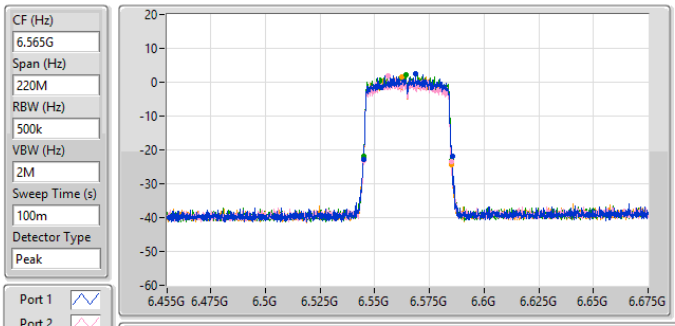

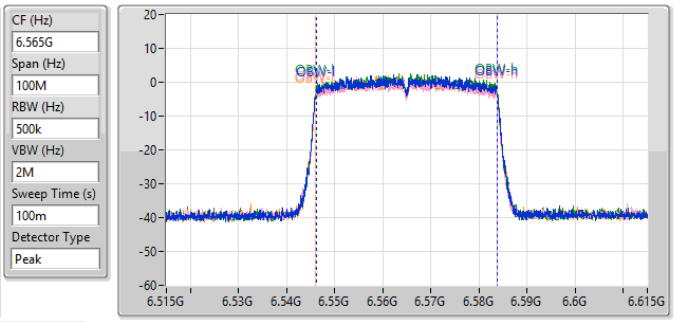

26dB(Hz)	Fl-26dB(Hz)	Fh-26dB(Hz)	OBW(Hz)	Fl-OBW(Hz)	Fh-OBW(Hz)	Limit(Hz)	Port
40.59M	6.54476G	6.58535G	37.631M	6.546109G	6.583741G	Inf	1
40.26M	6.54487G	6.58513G	37.681M	6.546059G	6.583741G	Inf	2
40.48M	6.54476G	6.58524G	37.731M	6.546059G	6.583791G	Inf	3
40.37M	6.54476G	6.58513G	37.731M	6.546059G	6.583791G	Inf	4

6.525-6.875GHz_802.11ax HEW40_Nss1,(MCS0)_4TX **EBW**

6685MHz

13/10/2023

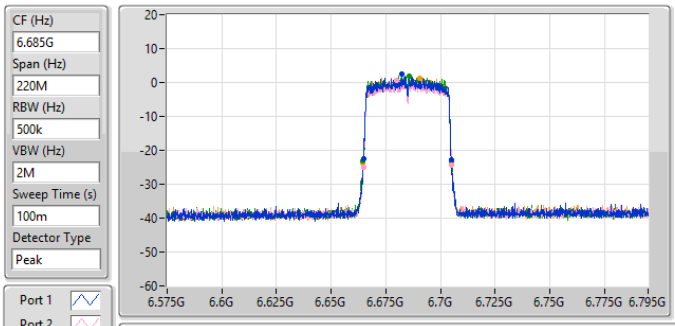

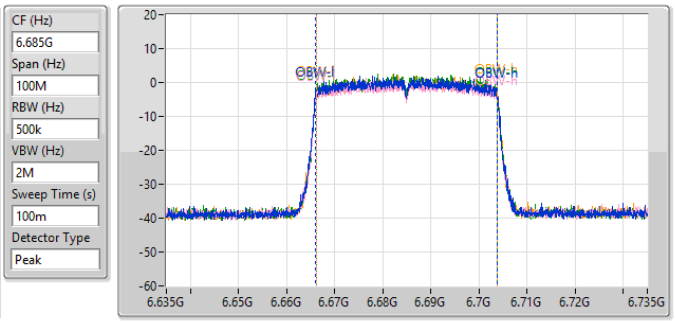

26dB(Hz)	Fl-26dB(Hz)	Fh-26dB(Hz)	OBW(Hz)	Fl-OBW(Hz)	Fh-OBW(Hz)	Limit(Hz)	Port
40.37M	6.66476G	6.70513G	37.731M	6.666059G	6.703791G	Inf	1
40.26M	6.66476G	6.70502G	37.681M	6.666109G	6.703791G	Inf	2
40.37M	6.66465G	6.70502G	37.681M	6.666109G	6.703791G	Inf	3
40.59M	6.66465G	6.70524G	37.681M	6.666109G	6.703791G	Inf	4

6.525-6.875GHz_802.11ax HEW40_Nss1,(MCS0)_4TX **EBW**

6845MHz

13/10/2023

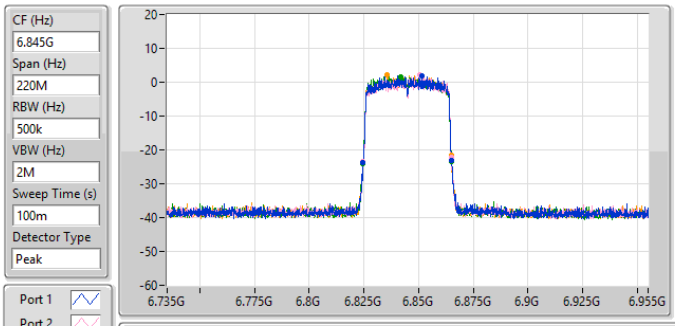

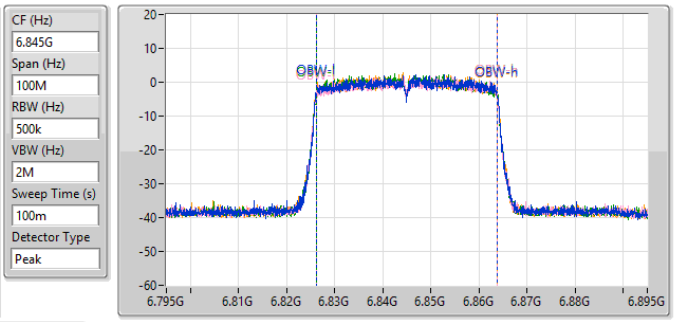

26dB(Hz)	Fl-26dB(Hz)	Fh-26dB(Hz)	OBW(Hz)	Fl-OBW(Hz)	Fh-OBW(Hz)	Limit(Hz)	Port
40.59M	6.82465G	6.86524G	37.681M	6.826109G	6.863791G	Inf	1
40.48M	6.82465G	6.86513G	37.681M	6.826109G	6.863791G	Inf	2
40.59M	6.82465G	6.86524G	37.631M	6.826109G	6.863741G	Inf	3
40.48M	6.82454G	6.86502G	37.681M	6.826109G	6.863791G	Inf	4

5.925-6.425GHz_802.11ax HEW80_Nss1,(MCS0)_4TX **EBW**

5985MHz

13/10/2023

CF (Hz) 5.985G
Span (Hz) 440M
RBW (Hz) 1M
VBW (Hz) 3M
Sweep Time (s) 100m
Detector Type Peak

Port 1
Port 2
Port 3
Port 4

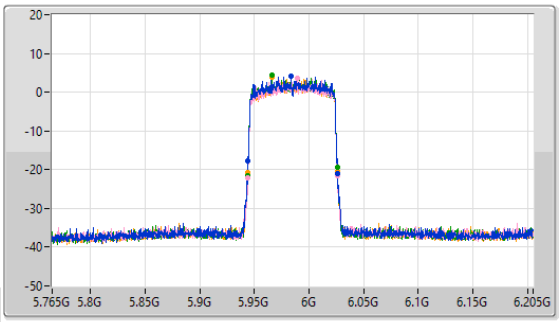

CF (Hz) 5.985G
Span (Hz) 200M
RBW (Hz) 1M
VBW (Hz) 3M
Sweep Time (s) 100m
Detector Type Peak

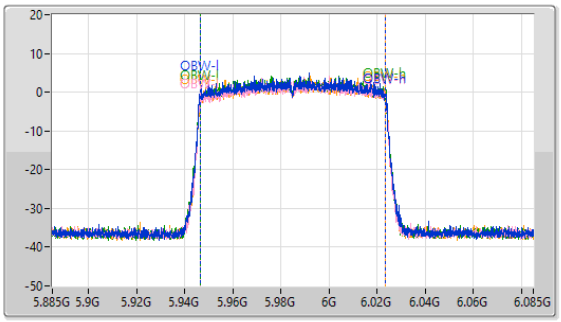

26dB(Hz)	Fl-26dB(Hz)	Fh-26dB(Hz)	OBW(Hz)	Fl-OBW(Hz)	Fh-OBW(Hz)	Limit(Hz)	Port
82.5M	5.94386G	6.02636G	77.161M	5.946419G	6.023581G	Inf	1
82.28M	5.94386G	6.02614G	77.161M	5.946419G	6.023581G	Inf	2
82.28M	5.94364G	6.02592G	77.161M	5.946419G	6.023581G	Inf	3
81.84M	5.94408G	6.02592G	77.061M	5.946519G	6.023581G	Inf	4

5.925-6.425GHz_802.11ax HEW80_Nss1,(MCS0)_4TX **EBW**

6225MHz

13/10/2023

CF (Hz) 6.225G
Span (Hz) 440M
RBW (Hz) 1M
VBW (Hz) 3M
Sweep Time (s) 100m
Detector Type Peak

Port 1
Port 2
Port 3
Port 4

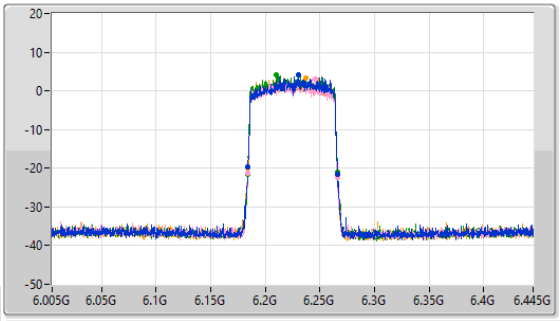

CF (Hz) 6.225G
Span (Hz) 200M
RBW (Hz) 1M
VBW (Hz) 3M
Sweep Time (s) 100m
Detector Type Peak

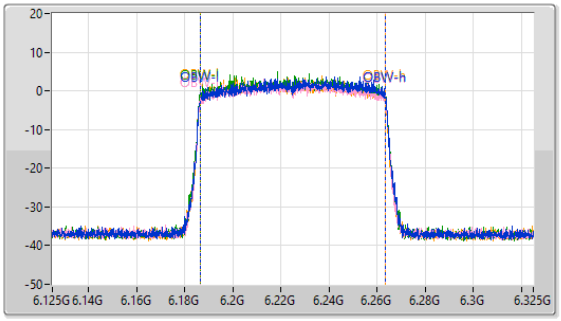

26dB(Hz)	Fl-26dB(Hz)	Fh-26dB(Hz)	OBW(Hz)	Fl-OBW(Hz)	Fh-OBW(Hz)	Limit(Hz)	Port
82.06M	6.18408G	6.26614G	76.962M	6.186519G	6.263481G	Inf	1
82.06M	6.18408G	6.26614G	77.061M	6.186419G	6.263481G	Inf	2
82.28M	6.18386G	6.26614G	77.261M	6.186319G	6.263581G	Inf	3
81.84M	6.18408G	6.26592G	77.261M	6.186319G	6.263581G	Inf	4

5.925-6.425GHz_802.11ax HEW80_Nss1,(MCS0)_4TX **EBW**

6385MHz

13/10/2023

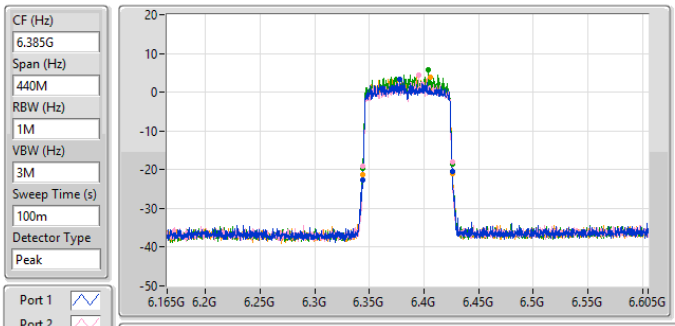

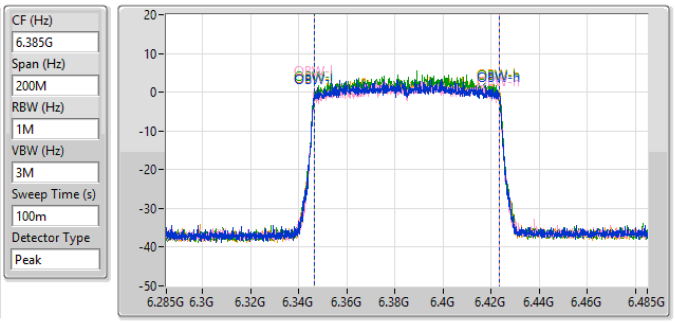

26dB(Hz)	Fl-26dB(Hz)	Fh-26dB(Hz)	OBW(Hz)	Fl-OBW(Hz)	Fh-OBW(Hz)	Limit(Hz)	Port
82.5M	6.34386G	6.42636G	77.261M	6.346319G	6.423581G	Inf	1
81.4M	6.3443G	6.4257G	77.261M	6.346319G	6.423581G	Inf	2
81.84M	6.34408G	6.42592G	77.161M	6.346419G	6.423581G	Inf	3
82.72M	6.34342G	6.42614G	77.161M	6.346419G	6.423581G	Inf	4

6.525-6.875GHz_802.11ax HEW80_Nss1,(MCS0)_4TX **EBW**

6625MHz

13/10/2023

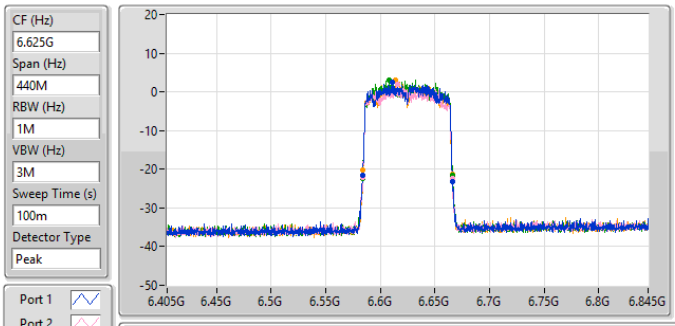

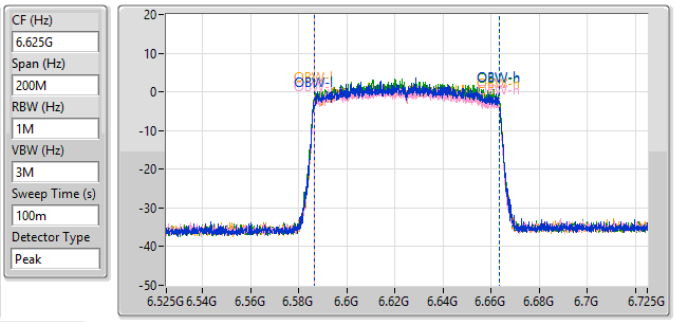

26dB(Hz)	Fl-26dB(Hz)	Fh-26dB(Hz)	OBW(Hz)	Fl-OBW(Hz)	Fh-OBW(Hz)	Limit(Hz)	Port
82.72M	6.58342G	6.66614G	76.962M	6.586419G	6.663381G	Inf	1
81.62M	6.58408G	6.6657G	77.161M	6.586319G	6.663481G	Inf	2
82.06M	6.58386G	6.66592G	77.061M	6.586419G	6.663481G	Inf	3
81.62M	6.58408G	6.6657G	77.061M	6.586419G	6.663481G	Inf	4

6.525-6.875GHz_802.11ax HEW80_Nss1,(MCS0)_4TX **EBW**

6705MHz

13/10/2023

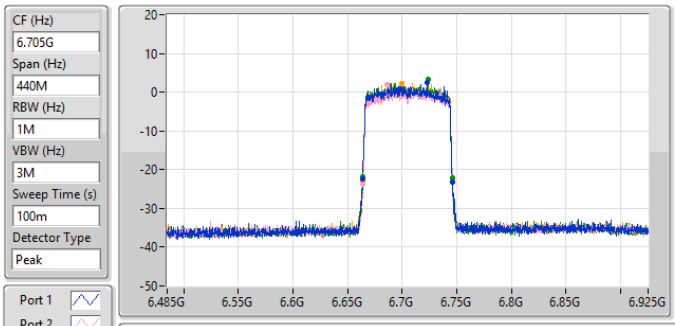

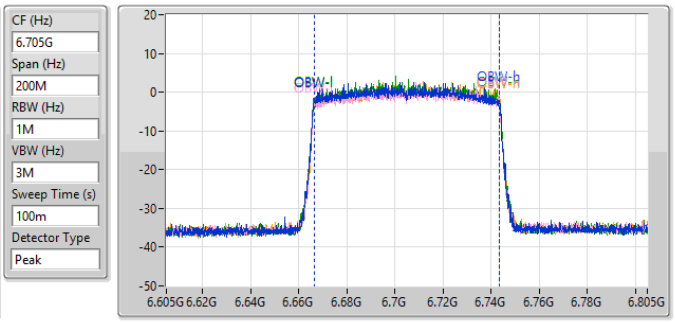

26dB(Hz)	Fl-26dB(Hz)	Fh-26dB(Hz)	OBW(Hz)	Fl-OBW(Hz)	Fh-OBW(Hz)	Limit(Hz)	Port
82.28M	6.66386G	6.74614G	77.261M	6.666319G	6.743581G	Inf	1
82.06M	6.66386G	6.74592G	77.161M	6.666319G	6.743481G	Inf	2
82.28M	6.66386G	6.74614G	77.161M	6.666319G	6.743481G	Inf	3
82.28M	6.66386G	6.74614G	77.161M	6.666419G	6.743581G	Inf	4

6.525-6.875GHz_802.11ax HEW80_Nss1,(MCS0)_4TX **EBW**

6785MHz

13/10/2023

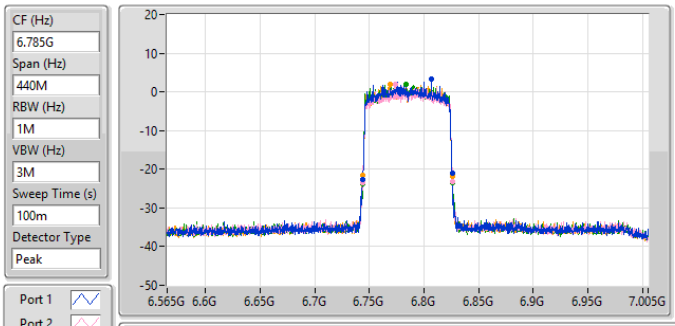

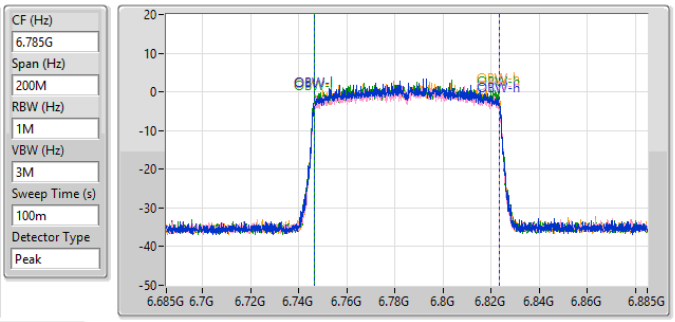

26dB(Hz)	Fl-26dB(Hz)	Fh-26dB(Hz)	OBW(Hz)	Fl-OBW(Hz)	Fh-OBW(Hz)	Limit(Hz)	Port
82.28M	6.74342G	6.8257G	77.161M	6.746319G	6.823481G	Inf	1
82.06M	6.74386G	6.82592G	77.261M	6.746319G	6.823581G	Inf	2
82.5M	6.74364G	6.82614G	77.161M	6.746319G	6.823481G	Inf	3
82.72M	6.74342G	6.82614G	77.261M	6.746319G	6.823581G	Inf	4

5.925-6.425GHz_802.11ax HEW160_Nss1,(MCS0)_4TX **EBW**

6025MHz

13/10/2023

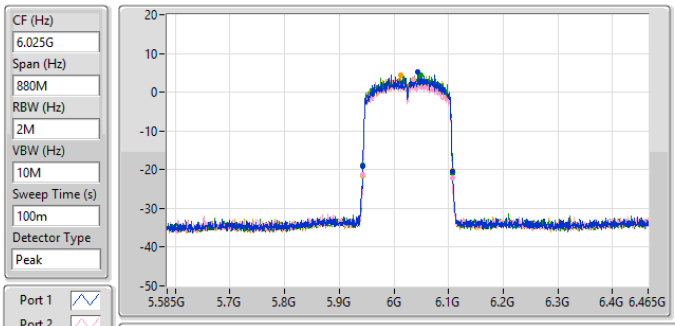

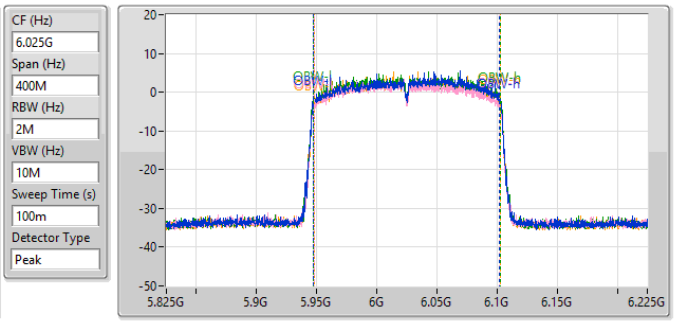

26dB(Hz)	Fl-26dB(Hz)	Fh-26dB(Hz)	OBW(Hz)	Fl-OBW(Hz)	Fh-OBW(Hz)	Limit(Hz)	Port
165.44M	5.94272G	6.10816G	154.923M	5.947439G	6.102361G	Inf	1
165M	5.94272G	6.10772G	154.723M	5.947639G	6.102361G	Inf	2
165M	5.94272G	6.10772G	155.122M	5.947439G	6.102561G	Inf	3
164.12M	5.94272G	6.10684G	154.923M	5.947639G	6.102561G	Inf	4

5.925-6.425GHz_802.11ax HEW160_Nss1,(MCS0)_4TX **EBW**

6185MHz

13/10/2023

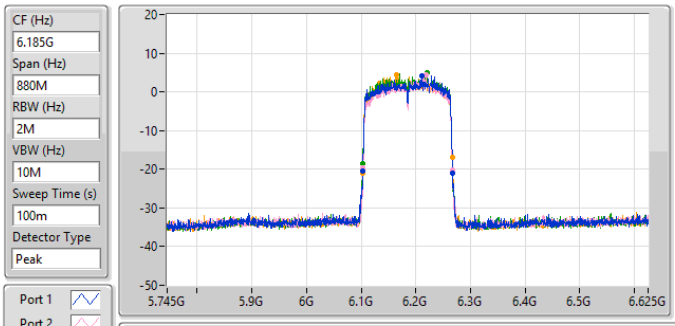

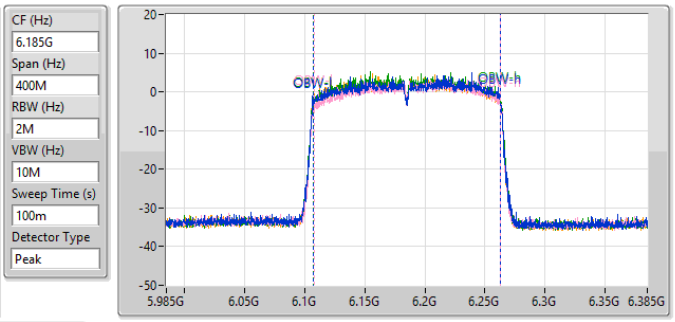

26dB(Hz)	Fl-26dB(Hz)	Fh-26dB(Hz)	OBW(Hz)	Fl-OBW(Hz)	Fh-OBW(Hz)	Limit(Hz)	Port
165M	6.10228G	6.26728G	155.322M	6.107239G	6.262561G	Inf	1
164.12M	6.10272G	6.26684G	155.122M	6.107639G	6.262761G	Inf	2
164.56M	6.10272G	6.26728G	155.122M	6.107439G	6.262561G	Inf	3
163.68M	6.10272G	6.2664G	155.322M	6.107239G	6.262561G	Inf	4

5.925-6.425GHz_802.11ax HEW160_Nss1,(MCS0)_4TX **EBW**

6345MHz

13/10/2023

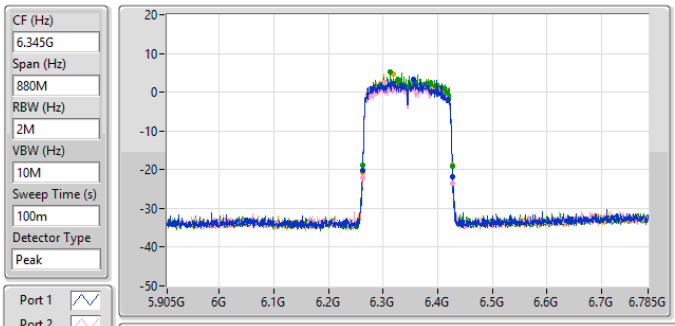

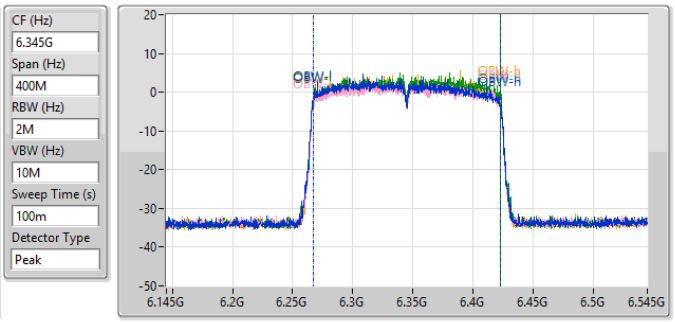

26dB(Hz)	Fl-26dB(Hz)	Fh-26dB(Hz)	OBW(Hz)	Fl-OBW(Hz)	Fh-OBW(Hz)	Limit(Hz)	Port
165.44M	6.26228G	6.42772G	155.322M	6.267239G	6.422561G	Inf	1
165.44M	6.26228G	6.42772G	155.722M	6.267039G	6.422761G	Inf	2
164.56M	6.26272G	6.42728G	155.322M	6.267439G	6.422761G	Inf	3
164.56M	6.26228G	6.42684G	155.522M	6.267239G	6.422761G	Inf	4

6.525-6.875GHz_802.11ax HEW160_Nss1,(MCS0)_4TX **EBW**

6665MHz

13/10/2023

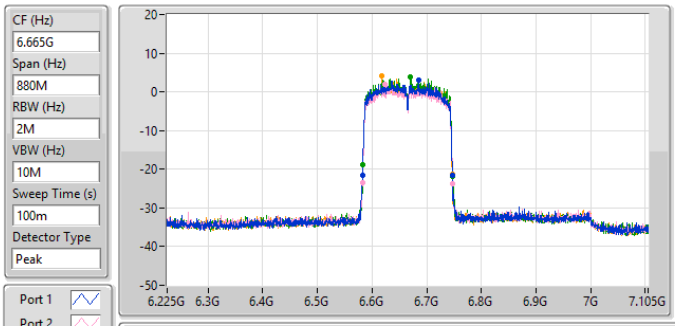

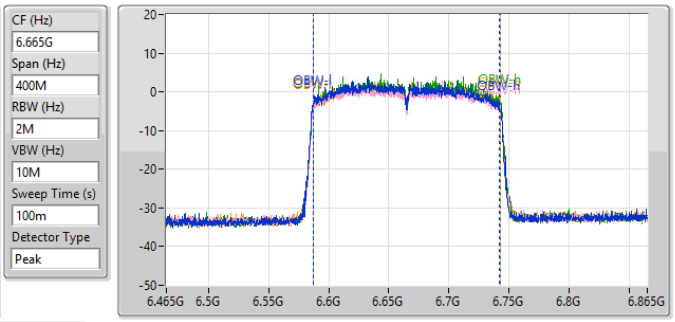

26dB(Hz)	Fl-26dB(Hz)	Fh-26dB(Hz)	OBW(Hz)	Fl-OBW(Hz)	Fh-OBW(Hz)	Limit(Hz)	Port
165M	6.58184G	6.74684G	155.122M	6.587239G	6.742361G	Inf	1
165.44M	6.58228G	6.74772G	155.522M	6.587239G	6.742761G	Inf	2
164.56M	6.58316G	6.74772G	155.322M	6.587439G	6.742761G	Inf	3
163.68M	6.58316G	6.74684G	155.322M	6.587439G	6.742761G	Inf	4

Summary

Mode	Total Power (dBm)	Total Power (W)	EIRP / EIRP [Phi 30° (dBm)	EIRP / EIRP [Phi 30° (W)
5.925-6.425GHz	-	-	-	-
802.11ax HEW20_Nss1,(MCS0)_1TX	18.40	0.06918	21.78/20.91	0.15066/0.123310
802.11ax HEW40_Nss1,(MCS0)_1TX	18.46	0.07015	21.84/20.97	0.15276/0.125026
802.11ax HEW80_Nss1,(MCS0)_1TX	18.34	0.06823	21.72/20.85	0.14859/0.121619
802.11ax HEW160_Nss1,(MCS0)_1TX	18.47	0.07031	21.85/20.98	0.15311/0.125314
6.525-6.875GHz	-	-	-	-
802.11ax HEW20_Nss1,(MCS0)_1TX	15.11	0.03243	20.92/20.92	0.12359/0.123595
802.11ax HEW40_Nss1,(MCS0)_1TX	15.17	0.03289	20.98/20.98	0.12531/0.125314
802.11ax HEW80_Nss1,(MCS0)_1TX	15.09	0.03228	20.90/20.90	0.12303/0.123027
802.11ax HEW160_Nss1,(MCS0)_1TX	14.75	0.02985	20.56/20.56	0.11376/0.113763

Result

Mode	Result	DG (dBi)	Port 1 (dBm)	Total Power (dBm)	EIRP / EIRP [Phi 30°] (dBm)	EIRP Limit / EIRP Limit [Phi 30°] (dBm)
802.11ax HEW20_Nss1,(MCS0)_1TX	-	-	-	-	-	-
5955MHz	Pass	3.38/2.51	18.17	18.17	21.55/20.68	36.00/21.00
6195MHz	Pass	3.38/2.51	18.18	18.18	21.56/20.69	36.00/21.00
6415MHz	Pass	3.38/2.51	18.40	18.40	21.78/20.91	36.00/21.00
6535MHz	Pass	5.81/5.81	15.11	15.11	20.92/20.92	36.00/21.00
6695MHz	Pass	5.81/5.81	14.93	14.93	20.74/20.74	36.00/21.00
6855MHz	Pass	5.81/5.81	14.93	14.93	20.74/20.74	36.00/21.00
802.11ax HEW40_Nss1,(MCS0)_1TX	-	-	-	-	-	-
5965MHz	Pass	3.38/2.51	18.46	18.46	21.84/20.97	36.00/21.00
6205MHz	Pass	3.38/2.51	18.40	18.40	21.78/20.91	36.00/21.00
6405MHz	Pass	3.38/2.51	18.42	18.42	21.80/20.93	36.00/21.00
6565MHz	Pass	5.81/5.81	14.77	14.77	20.58/20.58	36.00/21.00
6685MHz	Pass	5.81/5.81	15.03	15.03	20.84/20.84	36.00/21.00
6845MHz	Pass	5.81/5.81	15.17	15.17	20.98/20.98	36.00/21.00
802.11ax HEW80_Nss1,(MCS0)_1TX	-	-	-	-	-	-
5985MHz	Pass	3.38/2.51	18.34	18.34	21.72/20.85	36.00/21.00
6225MHz	Pass	3.38/2.51	18.30	18.30	21.68/20.81	36.00/21.00
6385MHz	Pass	3.38/2.51	18.17	18.17	21.55/20.68	36.00/21.00
6625MHz	Pass	5.81/5.81	14.92	14.92	20.73/20.73	36.00/21.00
6705MHz	Pass	5.81/5.81	14.79	14.79	20.60/20.60	36.00/21.00
6785MHz	Pass	5.81/5.81	15.09	15.09	20.90/20.90	36.00/21.00
802.11ax HEW160_Nss1,(MCS0)_1TX	-	-	-	-	-	-
6025MHz	Pass	3.38/2.51	18.20	18.20	21.58/20.71	36.00/21.00
6185MHz	Pass	3.38/2.51	18.12	18.12	21.50/20.63	36.00/21.00
6345MHz	Pass	3.38/2.51	18.47	18.47	21.85/20.98	36.00/21.00
6665MHz	Pass	5.81/5.81	14.75	14.75	20.56/20.56	36.00/21.00

DG = Directional Gain; Port X = Port X output power

Summary

Mode	Total Power (dBm)	Total Power (W)	EIRP / EIRP [Phi 30°] (dBm)	EIRP / EIRP [Phi 30°] (W)
5.925-6.425GHz	-	-	-	-
802.11ax HEW20_Nss1,(MCS0)_2TX	17.98	0.06281	21.52/20.97	0.14191/0.125026
802.11ax HEW20-BF_Nss1,(MCS0)_2TX	15.91	0.03899	20.94/20.94	0.12417/0.124165
802.11ax HEW40_Nss1,(MCS0)_2TX	17.98	0.06281	21.52/20.97	0.14191/0.125026
802.11ax HEW40-BF_Nss1,(MCS0)_2TX	15.91	0.03899	20.94/20.94	0.12417/0.124165
802.11ax HEW80_Nss1,(MCS0)_2TX	17.99	0.06295	21.53/20.98	0.14223/0.125314
802.11ax HEW80-BF_Nss1,(MCS0)_2TX	15.83	0.03828	20.86/20.86	0.12190/0.121899
802.11ax HEW160_Nss1,(MCS0)_2TX	17.95	0.06237	21.49/20.94	0.14093/0.124165
802.11ax HEW160-BF_Nss1,(MCS0)_2TX	15.87	0.03864	20.90/20.90	0.12303/0.123027
6.525-6.875GHz	-	-	-	-
802.11ax HEW20_Nss1,(MCS0)_2TX	15.16	0.03281	20.97/20.97	0.12503/0.125026
802.11ax HEW20-BF_Nss1,(MCS0)_2TX	14.19	0.02624	20.93/20.93	0.12388/0.123880
802.11ax HEW40_Nss1,(MCS0)_2TX	15.10	0.03236	20.91/20.91	0.12331/0.123310
802.11ax HEW40-BF_Nss1,(MCS0)_2TX	14.17	0.02612	20.91/20.91	0.12331/0.123310
802.11ax HEW80_Nss1,(MCS0)_2TX	15.07	0.03214	20.88/20.88	0.12246/0.122462
802.11ax HEW80-BF_Nss1,(MCS0)_2TX	14.13	0.02588	20.87/20.87	0.12218/0.122180
802.11ax HEW160_Nss1,(MCS0)_2TX	14.80	0.03020	20.61/20.61	0.11508/0.115080
802.11ax HEW160-BF_Nss1,(MCS0)_2TX	13.90	0.02455	20.64/20.64	0.11588/0.115878

Result

Mode	Result	DG (dBi)	Port 1 (dBm)	Port 2 (dBm)	Total Power (dBm)	EIRP / EIRP [Phi 30°] (dBm)	EIRP Limit / EIRP Limit [Phi 30°] (dBm)
802.11ax HEW20_Nss1,(MCS0)_2TX	-	-	-	-	-	-	-
5955MHz	Pass	3.54/2.99	15.30	14.48	17.92	21.46/20.91	36.00/21.00
6195MHz	Pass	3.54/2.99	15.22	14.71	17.98	21.52/20.97	36.00/21.00
6415MHz	Pass	3.54/2.99	14.89	14.84	17.88	21.42/20.87	36.00/21.00
6535MHz	Pass	5.81/5.81	12.51	11.40	15.00	20.81/20.81	36.00/21.00
6695MHz	Pass	5.81/5.81	12.33	11.29	14.85	20.66/20.66	36.00/21.00
6855MHz	Pass	5.81/5.81	12.39	11.89	15.16	20.97/20.97	36.00/21.00
802.11ax HEW40_Nss1,(MCS0)_2TX	-	-	-	-	-	-	-
5965MHz	Pass	3.54/2.99	14.92	14.31	17.64	21.18/20.63	36.00/21.00
6205MHz	Pass	3.54/2.99	15.10	14.45	17.80	21.34/20.79	36.00/21.00
6405MHz	Pass	3.54/2.99	15.04	14.89	17.98	21.52/20.97	36.00/21.00
6565MHz	Pass	5.81/5.81	12.21	11.83	15.03	20.84/20.84	36.00/21.00
6685MHz	Pass	5.81/5.81	12.50	11.64	15.10	20.91/20.91	36.00/21.00
6845MHz	Pass	5.81/5.81	12.06	11.80	14.94	20.75/20.75	36.00/21.00
802.11ax HEW80_Nss1,(MCS0)_2TX	-	-	-	-	-	-	-
5985MHz	Pass	3.54/2.99	14.99	14.33	17.68	21.22/20.67	36.00/21.00
6225MHz	Pass	3.54/2.99	15.15	14.09	17.66	21.20/20.65	36.00/21.00
6385MHz	Pass	3.54/2.99	15.18	14.77	17.99	21.53/20.98	36.00/21.00
6625MHz	Pass	5.81/5.81	12.50	11.25	14.93	20.74/20.74	36.00/21.00
6705MHz	Pass	5.81/5.81	12.24	11.45	14.87	20.68/20.68	36.00/21.00
6785MHz	Pass	5.81/5.81	12.50	11.58	15.07	20.88/20.88	36.00/21.00
802.11ax HEW160_Nss1,(MCS0)_2TX	-	-	-	-	-	-	-
6025MHz	Pass	3.54/2.99	14.99	14.06	17.56	21.10/20.55	36.00/21.00
6185MHz	Pass	3.54/2.99	15.33	14.51	17.95	21.49/20.94	36.00/21.00
6345MHz	Pass	3.54/2.99	15.14	14.31	17.76	21.30/20.75	36.00/21.00
6665MHz	Pass	5.81/5.81	12.26	11.26	14.80	20.61/20.61	36.00/21.00
802.11ax HEW20-BF_Nss1,(MCS0)_2TX	-	-	-	-	-	-	-
5955MHz	Pass	5.03/5.03	13.08	12.42	15.77	20.80/20.80	36.00/21.00
6195MHz	Pass	5.03/5.03	13.15	12.63	15.91	20.94/20.94	36.00/21.00
6415MHz	Pass	5.03/5.03	13.15	12.53	15.86	20.89/20.89	36.00/21.00
6535MHz	Pass	6.74/6.74	11.49	10.39	13.99	20.73/20.73	36.00/21.00
6695MHz	Pass	6.74/6.74	11.37	10.34	13.90	20.64/20.64	36.00/21.00
6855MHz	Pass	6.74/6.74	11.33	11.03	14.19	20.93/20.93	36.00/21.00
802.11ax HEW40-BF_Nss1,(MCS0)_2TX	-	-	-	-	-	-	-
5965MHz	Pass	5.03/5.03	13.23	12.55	15.91	20.94/20.94	36.00/21.00
6205MHz	Pass	5.03/5.03	13.15	12.54	15.87	20.90/20.90	36.00/21.00
6405MHz	Pass	5.03/5.03	12.75	12.34	15.56	20.59/20.59	36.00/21.00
6565MHz	Pass	6.74/6.74	11.58	10.70	14.17	20.91/20.91	36.00/21.00
6685MHz	Pass	6.74/6.74	11.55	10.67	14.14	20.88/20.88	36.00/21.00
6845MHz	Pass	6.74/6.74	11.10	10.78	13.95	20.69/20.69	36.00/21.00
802.11ax HEW80-BF_Nss1,(MCS0)_2TX	-	-	-	-	-	-	-
5985MHz	Pass	5.03/5.03	13.08	12.54	15.83	20.86/20.86	36.00/21.00
6225MHz	Pass	5.03/5.03	12.85	12.17	15.53	20.56/20.56	36.00/21.00
6385MHz	Pass	5.03/5.03	12.85	12.27	15.58	20.61/20.61	36.00/21.00
6625MHz	Pass	6.74/6.74	11.57	10.55	14.10	20.84/20.84	36.00/21.00
6705MHz	Pass	6.74/6.74	11.22	10.37	13.83	20.57/20.57	36.00/21.00
6785MHz	Pass	6.74/6.74	11.46	10.76	14.13	20.87/20.87	36.00/21.00
802.11ax HEW160-BF_Nss1,(MCS0)_2TX	-	-	-	-	-	-	-
6025MHz	Pass	5.03/5.03	13.24	12.16	15.74	20.77/20.77	36.00/21.00
6185MHz	Pass	5.03/5.03	13.21	12.47	15.87	20.90/20.90	36.00/21.00
6345MHz	Pass	5.03/5.03	13.05	12.24	15.67	20.70/20.70	36.00/21.00
6665MHz	Pass	6.74/6.74	11.43	10.28	13.90	20.64/20.64	36.00/21.00

DG = Directional Gain; Port X = Port X output power

Summary

Mode	Total Power (dBm)	Total Power (W)	EIRP / EIRP [Phi 30°] (dBm)	EIRP / EIRP [Phi 30°] (W)
5.925-6.425GHz	-	-	-	-
802.11ax HEW20_Nss1,(MCS0)_4TX	16.70	0.04677	20.97/20.97	0.12503/0.125026
802.11ax HEW20-BF_Nss1,(MCS0)_4TX	12.63	0.01832	20.98/20.98	0.12531/0.125314
802.11ax HEW40_Nss1,(MCS0)_4TX	16.59	0.04560	20.86/20.86	0.12190/0.121899
802.11ax HEW40-BF_Nss1,(MCS0)_4TX	12.59	0.01816	20.94/20.94	0.12417/0.124165
802.11ax HEW80_Nss1,(MCS0)_4TX	16.54	0.04508	20.81/20.81	0.12050/0.120504
802.11ax HEW80-BF_Nss1,(MCS0)_4TX	12.63	0.01832	20.98/20.98	0.12531/0.125314
802.11ax HEW160_Nss1,(MCS0)_4TX	16.40	0.04365	20.67/20.67	0.11668/0.116681
802.11ax HEW160-BF_Nss1,(MCS0)_4TX	12.59	0.01816	20.94/20.94	0.12417/0.124165
6.525-6.875GHz	-	-	-	-
802.11ax HEW20_Nss1,(MCS0)_4TX	15.04	0.03192	20.85/20.85	0.12162/0.121619
802.11ax HEW20-BF_Nss1,(MCS0)_4TX	12.33	0.01710	20.96/20.96	0.12474/0.124738
802.11ax HEW40_Nss1,(MCS0)_4TX	15.07	0.03214	20.88/20.88	0.12246/0.122462
802.11ax HEW40-BF_Nss1,(MCS0)_4TX	12.21	0.01663	20.84/20.84	0.12134/0.121339
802.11ax HEW80_Nss1,(MCS0)_4TX	15.01	0.03170	20.82/20.82	0.12078/0.120781
802.11ax HEW80-BF_Nss1,(MCS0)_4TX	12.29	0.01694	20.92/20.92	0.12359/0.123595
802.11ax HEW160_Nss1,(MCS0)_4TX	15.13	0.03258	20.94/20.94	0.12417/0.124165
802.11ax HEW160-BF_Nss1,(MCS0)_4TX	12.34	0.01714	20.97/20.97	0.12503/0.125026

Result

Mode	Result	DG (dBi)	Port 1 (dBm)	Port 2 (dBm)	Port 3 (dBm)	Port 4 (dBm)	Total Power (dBm)	EIRP / EIRP [Phi 30°] (dBm)	EIRP Limit / EIRP Limit [Phi 30°] (dBm)
802.11ax HEW20_Nss1,(MCS0)_4TX	-	-	-	-	-	-	-	-	-
5955MHz	Pass	4.27/4.27	10.74	9.94	10.59	10.16	16.39	20.66/20.66	36.00/21.00
6195MHz	Pass	4.27/4.27	10.63	9.94	11.32	10.70	16.70	20.97/20.97	36.00/21.00
6415MHz	Pass	4.27/4.27	9.90	9.79	11.16	10.62	16.42	20.69/20.69	36.00/21.00
6535MHz	Pass	5.81/5.81	9.08	8.02	9.13	8.78	14.80	20.61/20.61	36.00/21.00
6695MHz	Pass	5.81/5.81	9.35	8.28	9.45	8.92	15.04	20.85/20.85	36.00/21.00
6855MHz	Pass	5.81/5.81	8.86	8.65	8.90	8.93	14.86	20.67/20.67	36.00/21.00
802.11ax HEW40_Nss1,(MCS0)_4TX	-	-	-	-	-	-	-	-	-
5965MHz	Pass	4.27/4.27	10.62	9.89	10.46	9.95	16.26	20.53/20.53	36.00/21.00
6205MHz	Pass	4.27/4.27	10.46	9.83	11.07	10.39	16.48	20.75/20.75	36.00/21.00
6405MHz	Pass	4.27/4.27	9.95	9.98	11.32	10.86	16.59	20.86/20.86	36.00/21.00
6565MHz	Pass	5.81/5.81	9.32	8.38	9.40	8.99	15.06	20.87/20.87	36.00/21.00
6685MHz	Pass	5.81/5.81	8.98	8.23	9.30	8.66	14.83	20.64/20.64	36.00/21.00
6845MHz	Pass	5.81/5.81	9.02	8.83	9.23	9.11	15.07	20.88/20.88	36.00/21.00
802.11ax HEW80_Nss1,(MCS0)_4TX	-	-	-	-	-	-	-	-	-
5985MHz	Pass	4.27/4.27	10.63	10.03	10.61	9.91	16.33	20.60/20.60	36.00/21.00
6225MHz	Pass	4.27/4.27	10.44	9.67	10.82	10.20	16.32	20.59/20.59	36.00/21.00
6385MHz	Pass	4.27/4.27	10.01	9.89	11.28	10.75	16.54	20.81/20.81	36.00/21.00
6625MHz	Pass	5.81/5.81	8.81	7.94	9.40	8.67	14.76	20.57/20.57	36.00/21.00
6705MHz	Pass	5.81/5.81	9.16	8.50	9.27	9.00	15.01	20.82/20.82	36.00/21.00
6785MHz	Pass	5.81/5.81	9.05	8.23	9.01	8.91	14.83	20.64/20.64	36.00/21.00
802.11ax HEW160_Nss1,(MCS0)_4TX	-	-	-	-	-	-	-	-	-
6025MHz	Pass	4.27/4.27	10.69	9.66	10.79	10.27	16.40	20.67/20.67	36.00/21.00
6185MHz	Pass	4.27/4.27	10.24	9.61	10.71	10.24	16.24	20.51/20.51	36.00/21.00
6345MHz	Pass	4.27/4.27	10.04	9.39	10.98	10.33	16.24	20.51/20.51	36.00/21.00
6665MHz	Pass	5.81/5.81	9.14	8.36	9.75	9.08	15.13	20.94/20.94	36.00/21.00
802.11ax HEW20-BF_Nss1,(MCS0)_4TX	-	-	-	-	-	-	-	-	-
5955MHz	Pass	8.35/8.35	6.77	6.34	7.02	6.20	12.62	20.97/20.97	36.00/21.00
6195MHz	Pass	8.35/8.35	6.60	6.19	7.22	6.37	12.63	20.98/20.98	36.00/21.00
6415MHz	Pass	8.35/8.35	6.25	5.76	7.00	6.44	12.41	20.76/20.76	36.00/21.00
6535MHz	Pass	8.63/8.63	6.67	5.21	6.23	5.67	12.00	20.63/20.63	36.00/21.00
6695MHz	Pass	8.63/8.63	6.23	5.70	6.93	6.30	12.33	20.96/20.96	36.00/21.00
6855MHz	Pass	8.63/8.63	6.24	6.22	6.27	6.36	12.29	20.92/20.92	36.00/21.00
802.11ax HEW40-BF_Nss1,(MCS0)_4TX	-	-	-	-	-	-	-	-	-
5965MHz	Pass	8.35/8.35	6.44	6.37	6.86	6.08	12.47	20.82/20.82	36.00/21.00
6205MHz	Pass	8.35/8.35	6.33	5.91	6.79	6.20	12.34	20.69/20.69	36.00/21.00
6405MHz	Pass	8.35/8.35	6.39	5.93	7.19	6.66	12.59	20.94/20.94	36.00/21.00
6565MHz	Pass	8.63/8.63	6.18	5.68	6.78	6.03	12.21	20.84/20.84	36.00/21.00
6685MHz	Pass	8.63/8.63	6.05	5.38	6.56	5.97	12.03	20.66/20.66	36.00/21.00
6845MHz	Pass	8.63/8.63	5.94	5.86	6.15	6.06	12.02	20.65/20.65	36.00/21.00
802.11ax HEW80-BF_Nss1,(MCS0)_4TX	-	-	-	-	-	-	-	-	-
5985MHz	Pass	8.35/8.35	6.30	6.12	6.56	5.94	12.26	20.61/20.61	36.00/21.00
6225MHz	Pass	8.35/8.35	6.54	5.77	6.63	5.93	12.25	20.60/20.60	36.00/21.00
6385MHz	Pass	8.35/8.35	6.06	6.04	7.43	6.75	12.63	20.98/20.98	36.00/21.00
6625MHz	Pass	8.63/8.63	6.25	5.44	7.06	6.17	12.29	20.92/20.92	36.00/21.00
6705MHz	Pass	8.63/8.63	6.02	5.61	6.77	6.21	12.19	20.82/20.82	36.00/21.00
6785MHz	Pass	8.63/8.63	6.31	5.93	6.38	6.26	12.24	20.87/20.87	36.00/21.00
802.11ax HEW160-BF_Nss1,(MCS0)_4TX	-	-	-	-	-	-	-	-	-
6025MHz	Pass	8.35/8.35	7.01	5.60	6.83	6.17	12.46	20.81/20.81	36.00/21.00
6185MHz	Pass	8.35/8.35	6.53	5.49	6.72	6.23	12.29	20.64/20.64	36.00/21.00
6345MHz	Pass	8.35/8.35	6.36	5.99	7.20	6.65	12.59	20.94/20.94	36.00/21.00
6665MHz	Pass	8.63/8.63	6.42	5.84	6.71	6.26	12.34	20.97/20.97	36.00/21.00

DG = Directional Gain; Port X = Port X output power

Summary

Mode	PD (dBm/RBW)	EIRP PD (dBm/RBW)
5.925-6.425GHz	-	-
802.11ax HEW20_Nss1,(MCS0)_1TX	5.57	8.95
802.11ax HEW40_Nss1,(MCS0)_1TX	2.69	6.07
802.11ax HEW80_Nss1,(MCS0)_1TX	-0.32	3.06
802.11ax HEW160_Nss1,(MCS0)_1TX	-2.94	0.44
6.525-6.875GHz	-	-
802.11ax HEW20_Nss1,(MCS0)_1TX	2.14	7.95
802.11ax HEW40_Nss1,(MCS0)_1TX	-0.74	5.07
802.11ax HEW80_Nss1,(MCS0)_1TX	-3.75	2.06
802.11ax HEW160_Nss1,(MCS0)_1TX	-6.98	-1.17

RBW = 500kHz for 5.725-5.85GHz band / 1MHz for other band;

Result

Mode	Result	DG (dBi)	Port 1 (dBm/RBW)	PD (dBm/RBW)	EIRP PD (dBm/RBW)	EIRP PD Limit (dBm/RBW)
802.11ax HEW20_Nss1,(MCS0)_1TX	-	-	-	-	-	-
5955MHz	Pass	3.38	5.39	5.39	8.77	23.00
6195MHz	Pass	3.38	5.23	5.23	8.61	23.00
6415MHz	Pass	3.38	5.57	5.57	8.95	23.00
6535MHz	Pass	5.81	2.14	2.14	7.95	23.00
6695MHz	Pass	5.81	1.83	1.83	7.64	23.00
6855MHz	Pass	5.81	1.92	1.92	7.73	23.00
802.11ax HEW40_Nss1,(MCS0)_1TX	-	-	-	-	-	-
5965MHz	Pass	3.38	2.69	2.69	6.07	23.00
6205MHz	Pass	3.38	2.65	2.65	6.03	23.00
6405MHz	Pass	3.38	2.67	2.67	6.05	23.00
6565MHz	Pass	5.81	-1.21	-1.21	4.60	23.00
6685MHz	Pass	5.81	-1.00	-1.00	4.81	23.00
6845MHz	Pass	5.81	-0.74	-0.74	5.07	23.00
802.11ax HEW80_Nss1,(MCS0)_1TX	-	-	-	-	-	-
5985MHz	Pass	3.38	-0.32	-0.32	3.06	23.00
6225MHz	Pass	3.38	-0.43	-0.43	2.95	23.00
6385MHz	Pass	3.38	-0.81	-0.81	2.57	23.00
6625MHz	Pass	5.81	-3.82	-3.82	1.99	23.00
6705MHz	Pass	5.81	-4.13	-4.13	1.68	23.00
6785MHz	Pass	5.81	-3.75	-3.75	2.06	23.00
802.11ax HEW160_Nss1,(MCS0)_1TX	-	-	-	-	-	-
6025MHz	Pass	3.38	-2.94	-2.94	0.44	23.00
6185MHz	Pass	3.38	-3.71	-3.71	-0.33	23.00
6345MHz	Pass	3.38	-3.25	-3.25	0.13	23.00
6665MHz	Pass	5.81	-6.98	-6.98	-1.17	23.00

DG = Directional Gain; RBW = 500kHz for 5.725-5.85GHz band / 1MHz for other band;
PD = trace bin-by-bin of each transmits port summing can be performed maximum power density; Port X = Port X Power Density;

5.925-6.425GHz_802.11ax HEW20_Nss1,(MCS0)_1TX **PSD**

5955MHz

5.925-6.425GHz_802.11ax HEW20_Nss1,(MCS0)_1TX **PSD**

6195MHz

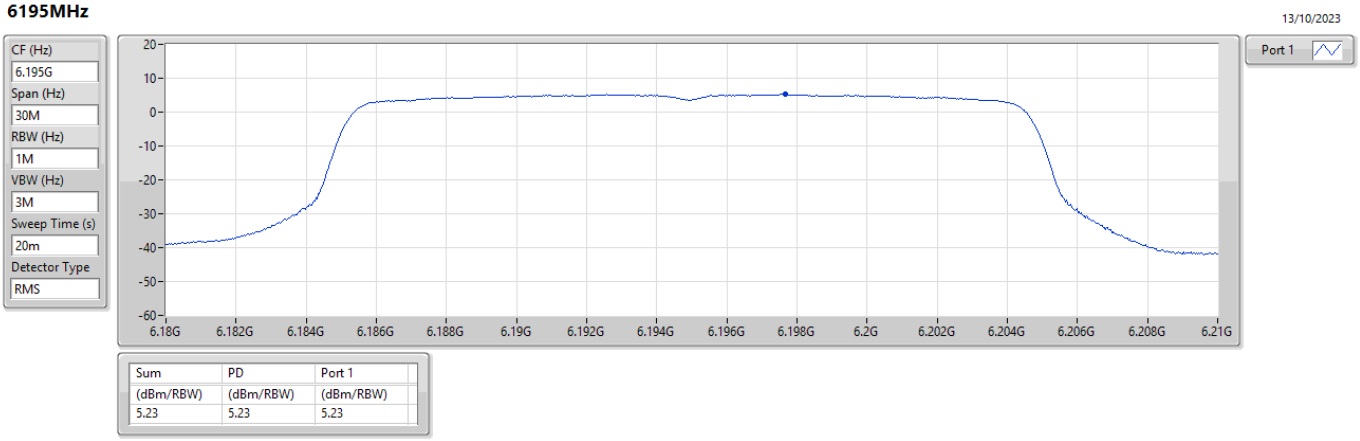

5.925-6.425GHz_802.11ax HEW20_Nss1,(MCS0)_1TX **PSD**

6415MHz

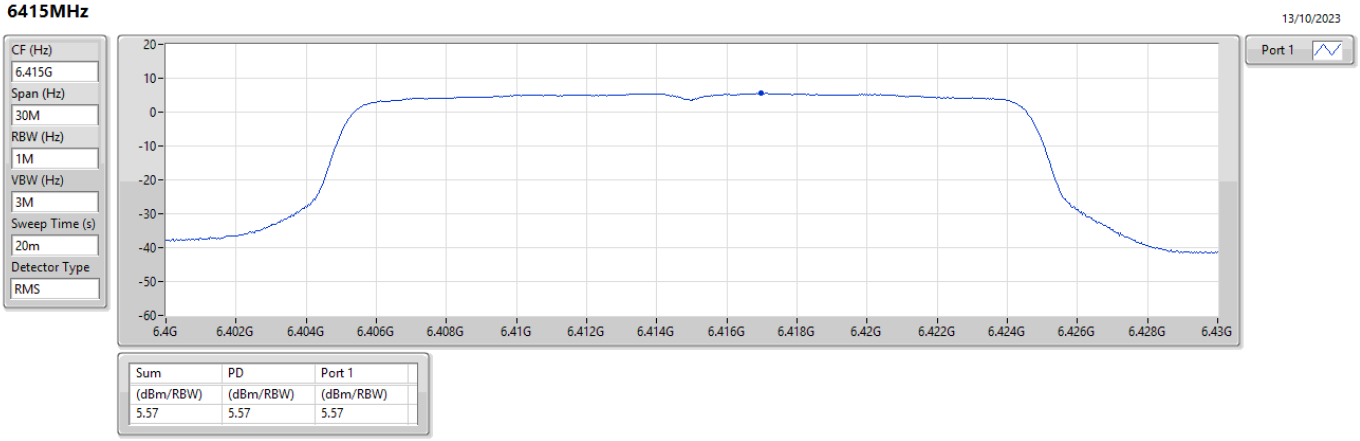

6.525-6.875GHz_802.11ax HEW20_Nss1,(MCS0)_1TX **PSD**

6535MHz

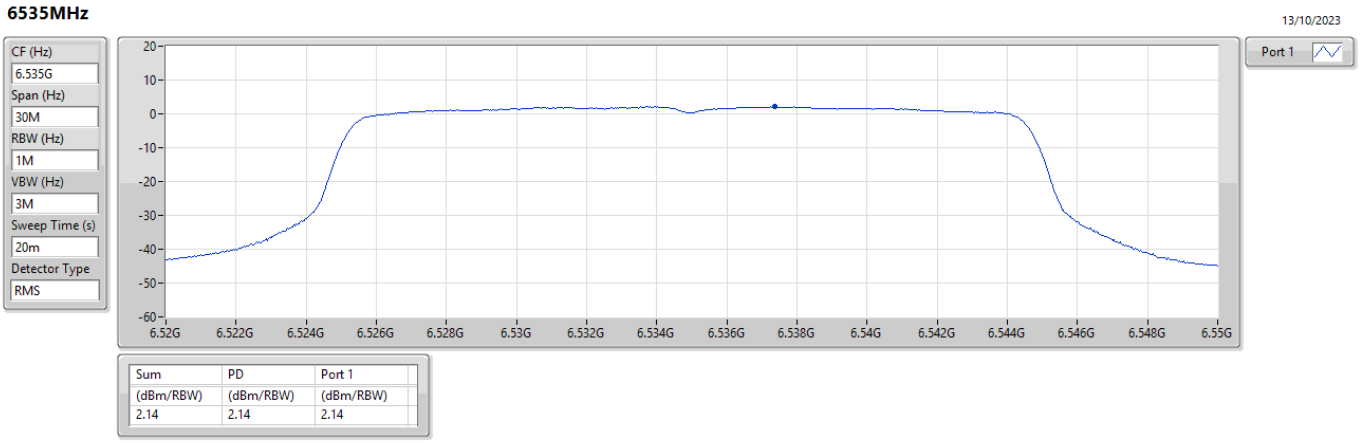

6.525-6.875GHz_802.11ax HEW20_Nss1,(MCS0)_1TX **PSD**

6695MHz

13/10/2023

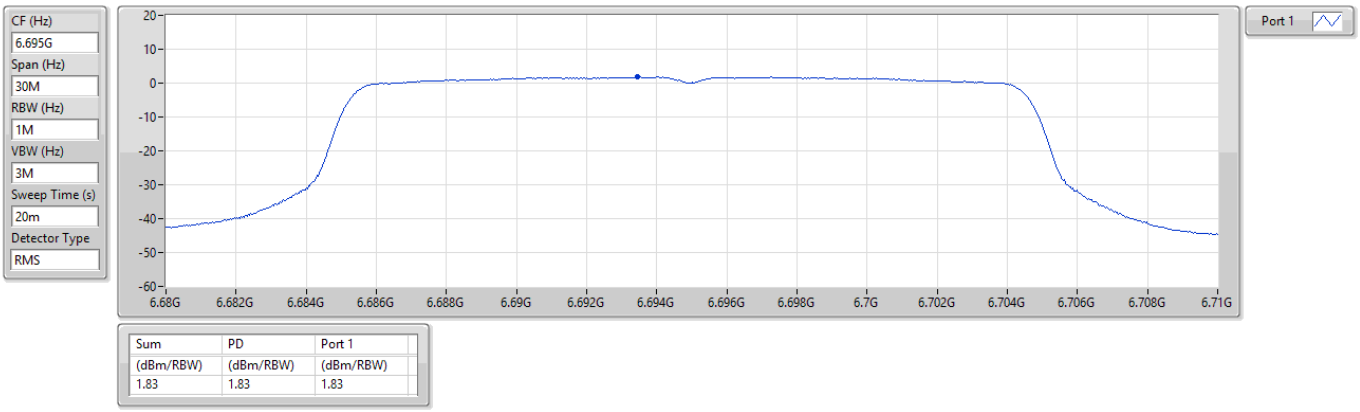

Sum	PD	Port 1
(dBm/RBW)	(dBm/RBW)	(dBm/RBW)
1.83	1.83	1.83

6.525-6.875GHz_802.11ax HEW20_Nss1,(MCS0)_1TX **PSD**

6855MHz

13/10/2023

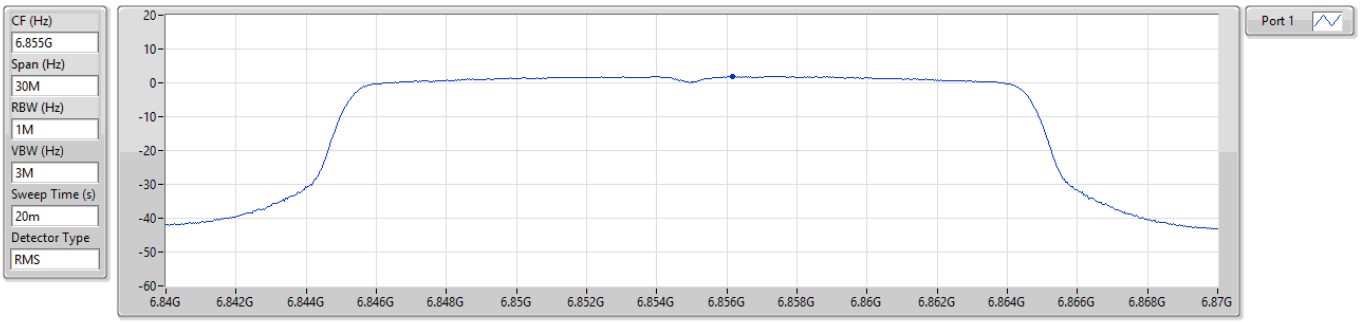

Sum	PD	Port 1
(dBm/RBW)	(dBm/RBW)	(dBm/RBW)
1.92	1.92	1.92

5.925-6.425GHz_802.11ax HEW40_Nss1,(MCS0)_1TX **PSD**

5965MHz

13/10/2023

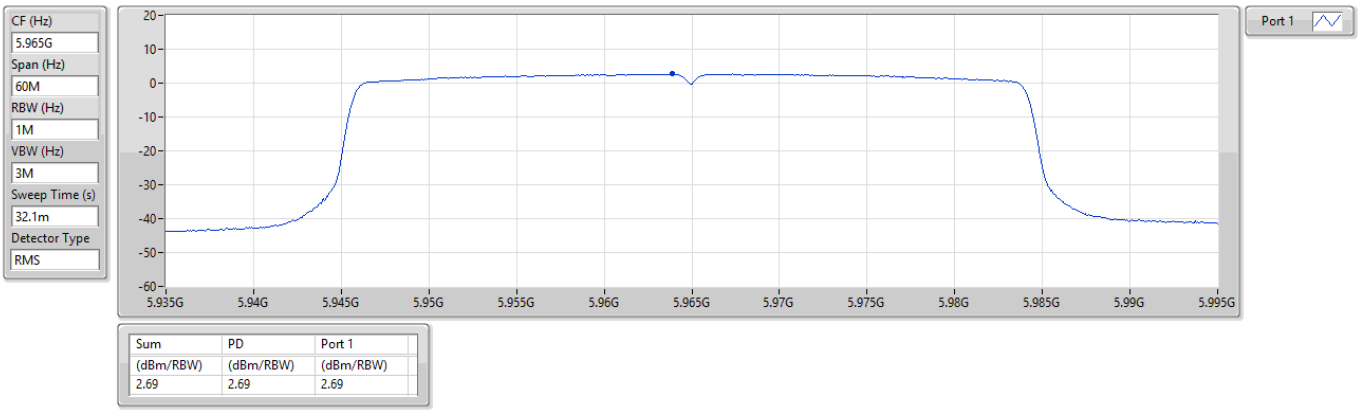

Sum	PD	Port 1
(dBm/RBW)	(dBm/RBW)	(dBm/RBW)
2.69	2.69	2.69

5.925-6.425GHz_802.11ax HEW40_Nss1,(MCS0)_1TX **PSD**

6205MHz

13/10/2023

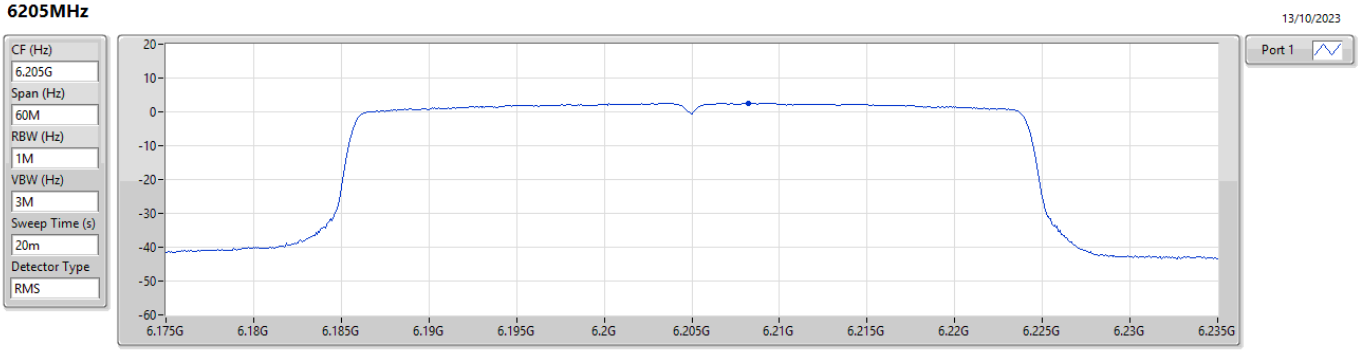

Sum	PD	Port 1
(dBm/RBW)	(dBm/RBW)	(dBm/RBW)
2.65	2.65	2.65

5.925-6.425GHz_802.11ax HEW40_Nss1,(MCS0)_1TX **PSD**

6405MHz

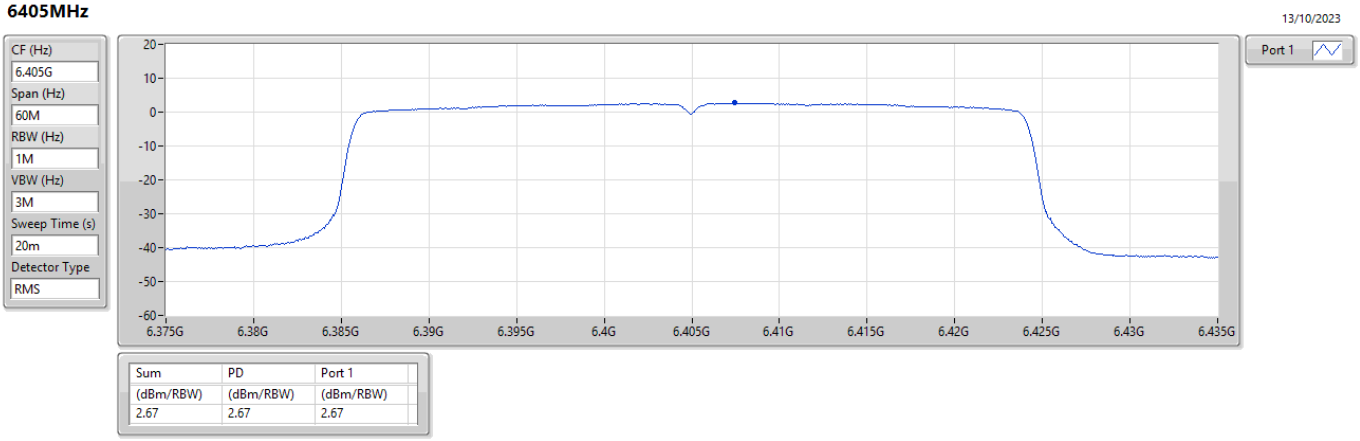

6.525-6.875GHz_802.11ax HEW40_Nss1,(MCS0)_1TX **PSD**

6565MHz

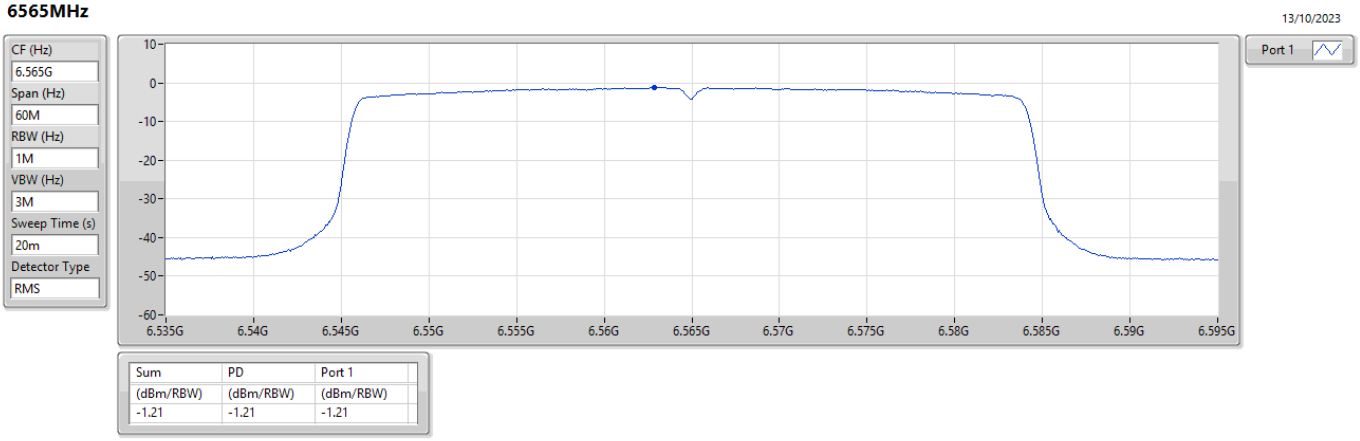

6.525-6.875GHz_802.11ax HEW40_Nss1,(MCS0)_1TX **PSD**

6685MHz

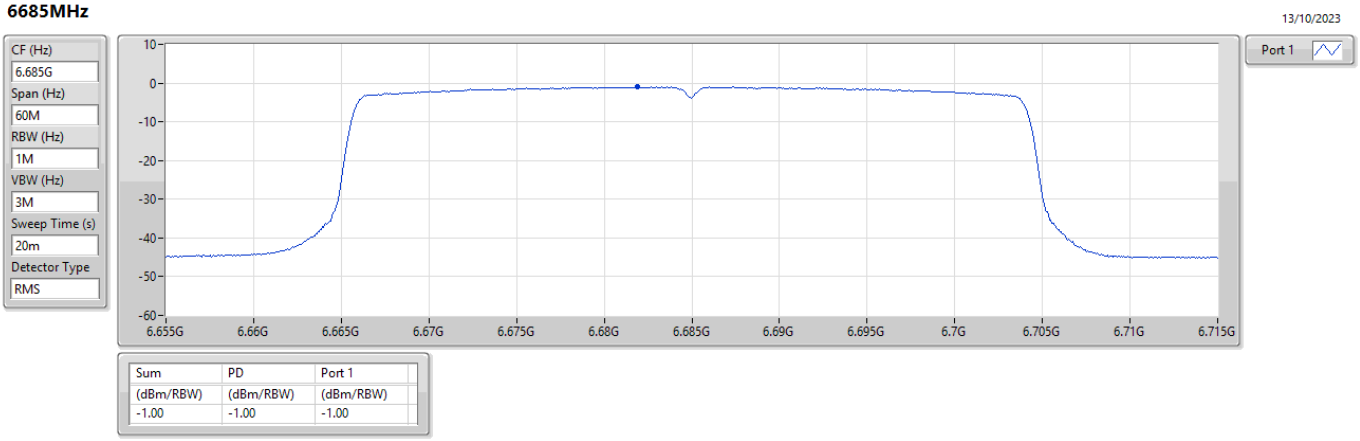

6.525-6.875GHz_802.11ax HEW40_Nss1,(MCS0)_1TX **PSD**

6845MHz

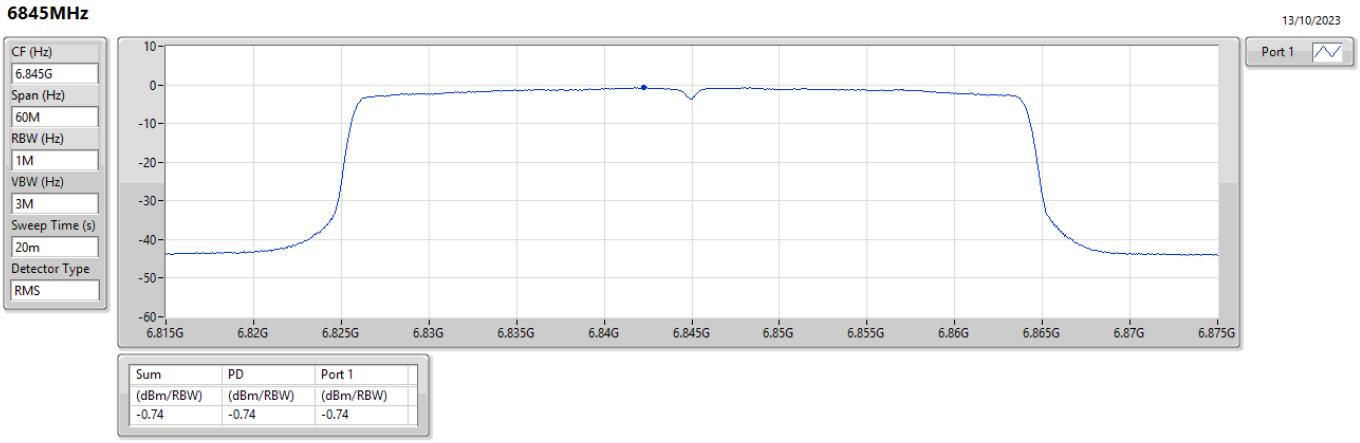

5.925-6.425GHz_802.11ax HEW80_Nss1,(MCS0)_1TX **PSD**

5985MHz

5.925-6.425GHz_802.11ax HEW80_Nss1,(MCS0)_1TX **PSD**

6225MHz

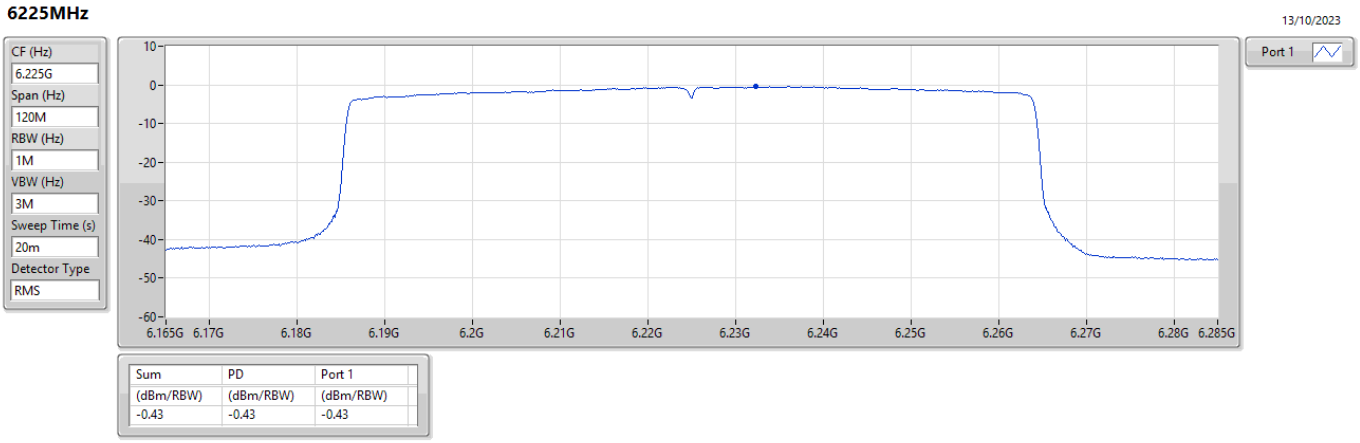

5.925-6.425GHz_802.11ax HEW80_Nss1,(MCS0)_1TX **PSD**

6385MHz

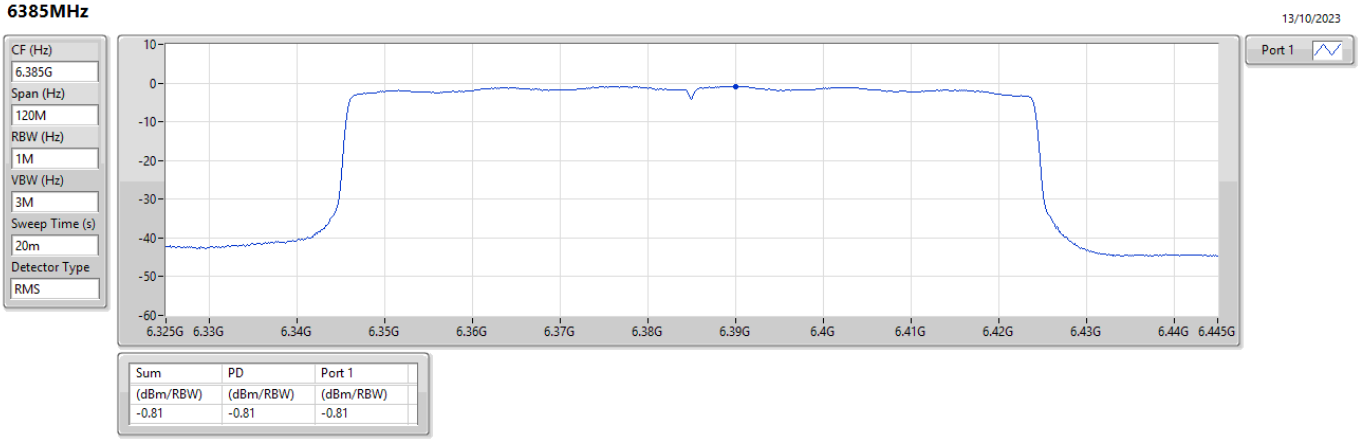

6.525-6.875GHz_802.11ax HEW80_Nss1,(MCS0)_1TX **PSD**

6625MHz

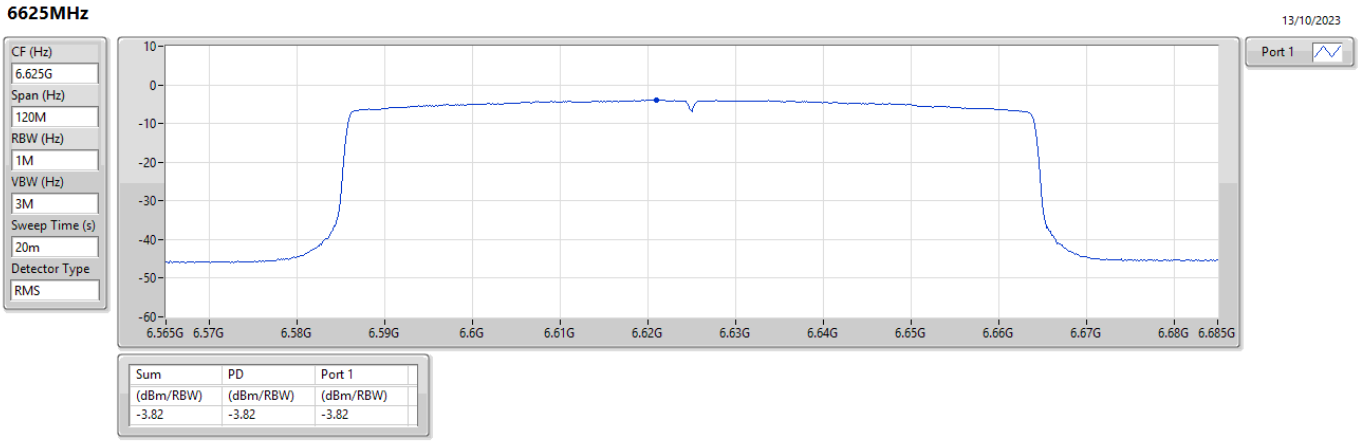

6.525-6.875GHz_802.11ax HEW80_Nss1,(MCS0)_1TX **PSD**

6705MHz

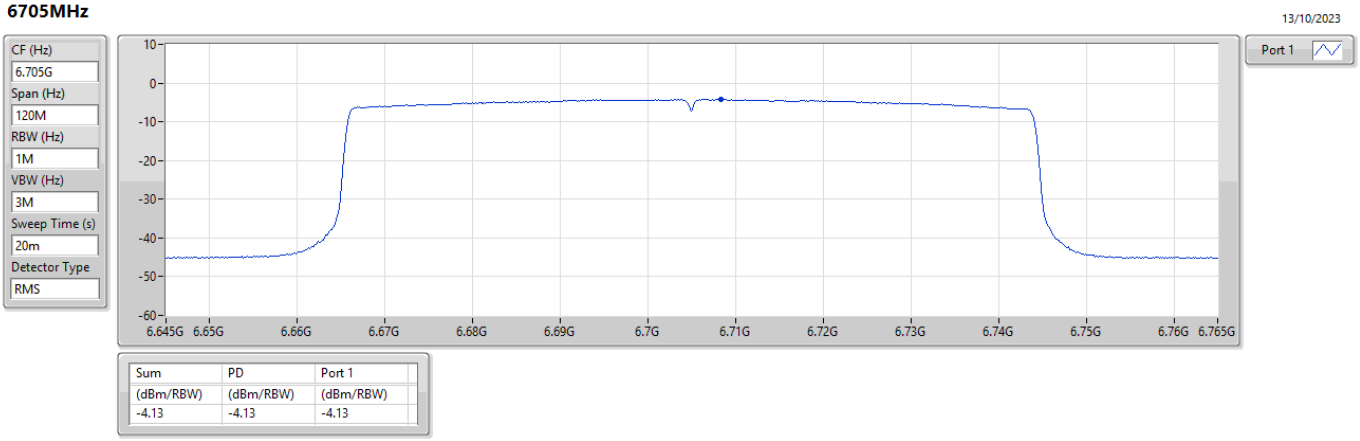

6.525-6.875GHz_802.11ax HEW80_Nss1,(MCS0)_1TX **PSD**

6785MHz

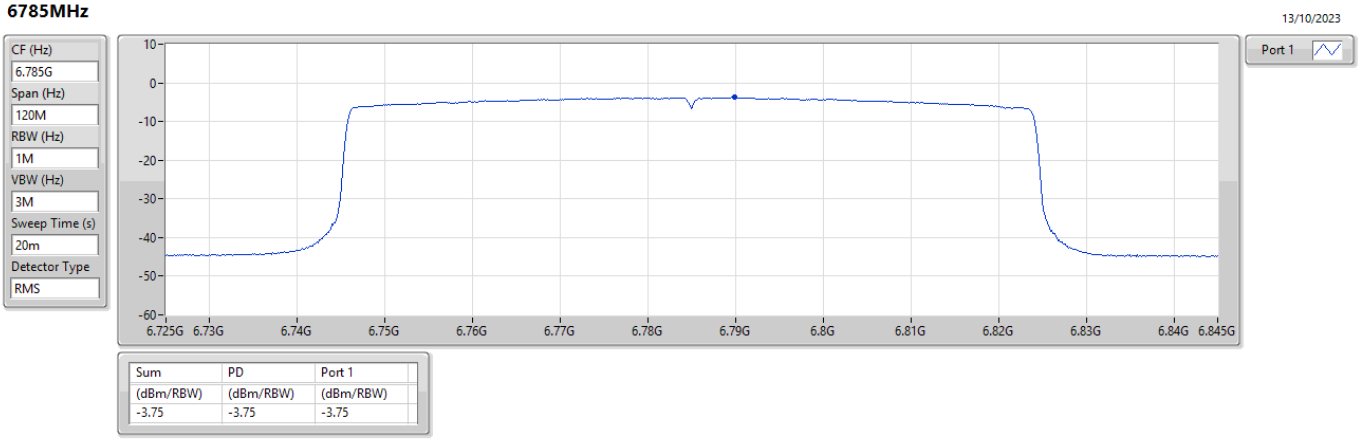

5.925-6.425GHz_802.11ax HEW160_Nss1,(MCS0)_1TX **PSD**

6025MHz

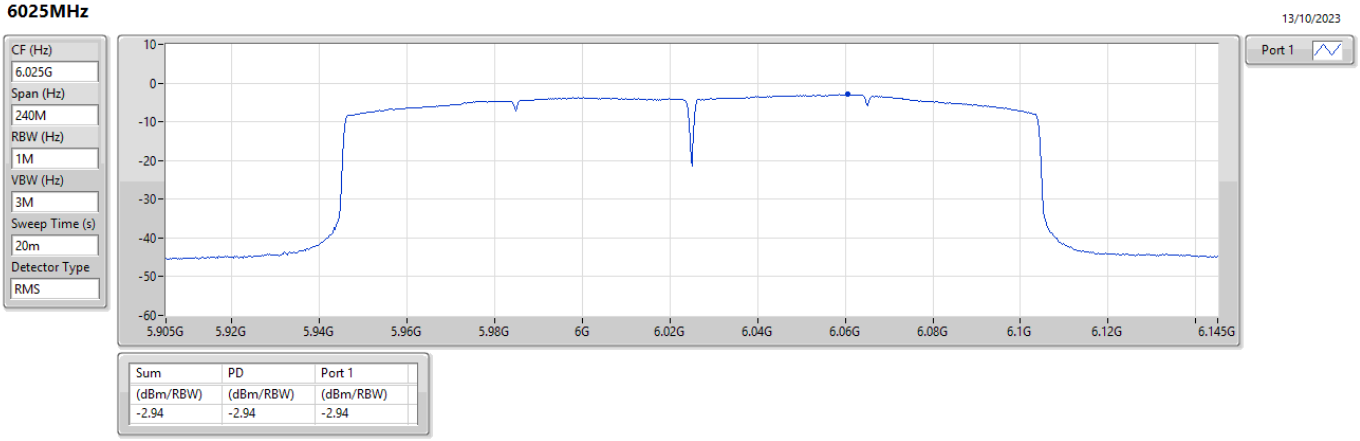

5.925-6.425GHz_802.11ax HEW160_Nss1,(MCS0)_1TX **PSD**

6185MHz

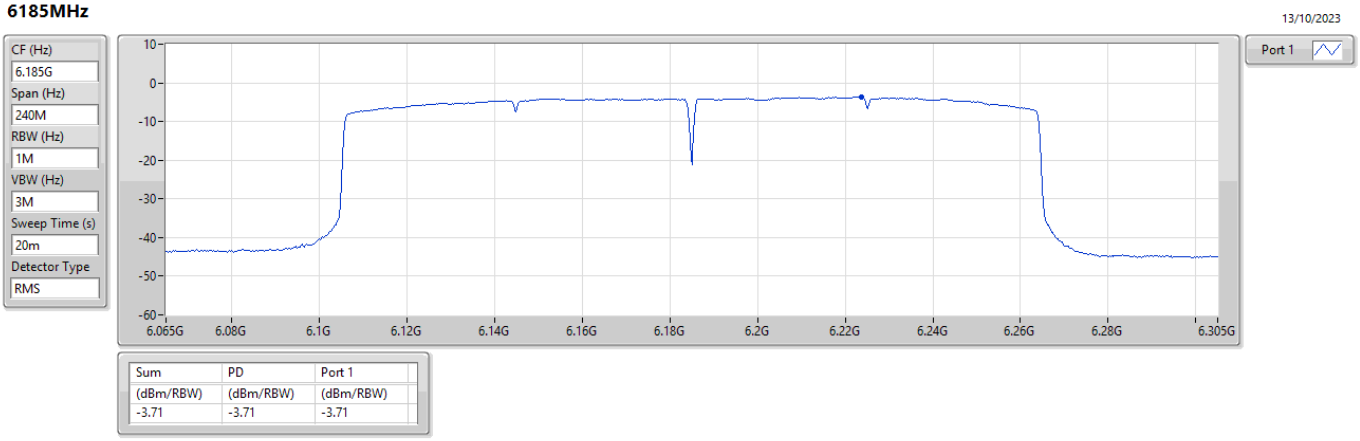

5.925-6.425GHz_802.11ax HEW160_Nss1,(MCS0)_1TX **PSD**

6345MHz

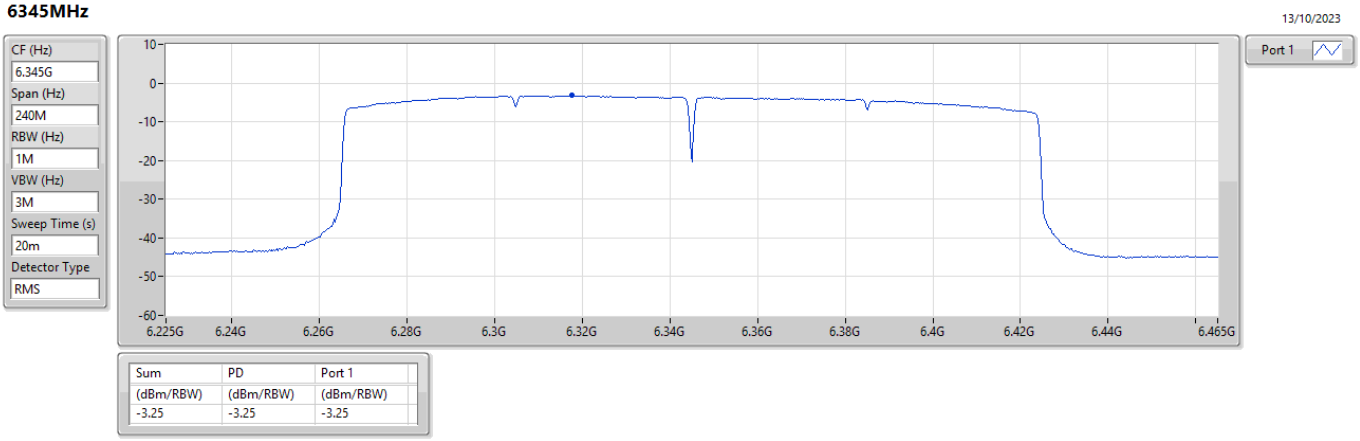

6.525-6.875GHz_802.11ax HEW160_Nss1,(MCS0)_1TX **PSD**

6665MHz

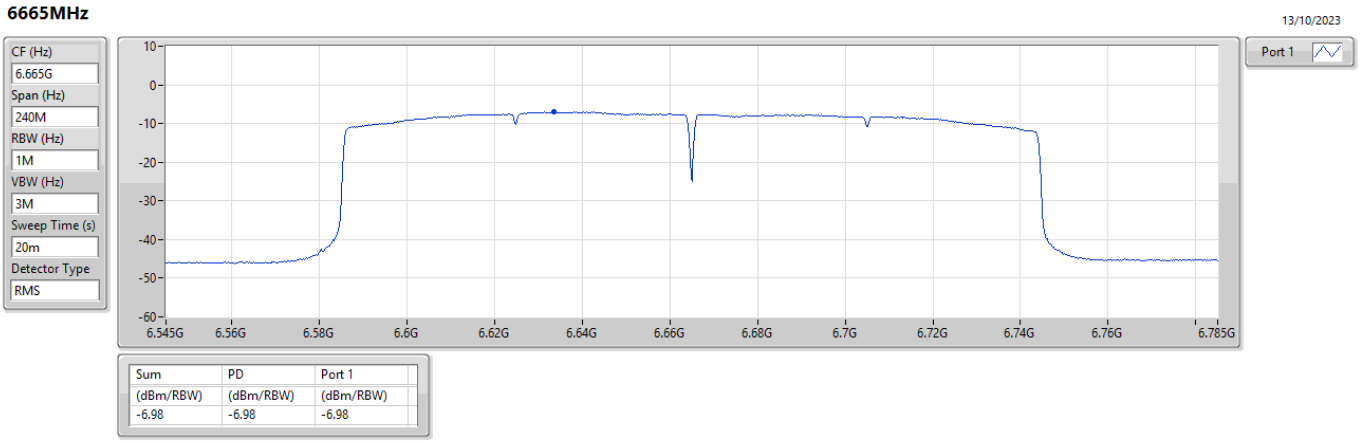

Summary

Mode	PD (dBm/RBW)	EIRP PD (dBm/RBW)
5.925-6.425GHz	-	-
802.11ax HEW20_Nss1,(MCS0)_2TX	4.95	9.98
802.11ax HEW40_Nss1,(MCS0)_2TX	2.09	7.12
802.11ax HEW80_Nss1,(MCS0)_2TX	-1.17	3.86
802.11ax HEW160_Nss1,(MCS0)_2TX	-3.77	1.26
6.525-6.875GHz	-	-
802.11ax HEW20_Nss1,(MCS0)_2TX	2.17	8.91
802.11ax HEW40_Nss1,(MCS0)_2TX	-0.84	5.90
802.11ax HEW80_Nss1,(MCS0)_2TX	-3.84	2.90
802.11ax HEW160_Nss1,(MCS0)_2TX	-6.92	-0.18

RBW = 500kHz for 5.725-5.85GHz band / 1MHz for other band;

Result

Mode	Result	DG (dBi)	Port 1 (dBm/RBW)	Port 2 (dBm/RBW)	PD (dBm/RBW)	EIRP PD (dBm/RBW)	EIRP PD Limit (dBm/RBW)
802.11ax HEW20_Nss1,(MCS0)_2TX	-	-	-	-	-	-	-
5955MHz	Pass	5.03	2.36	1.53	4.95	9.98	23.00
6195MHz	Pass	5.03	2.12	1.70	4.80	9.83	23.00
6415MHz	Pass	5.03	1.92	1.75	4.76	9.79	23.00
6535MHz	Pass	6.74	-0.68	-1.56	1.89	8.63	23.00
6695MHz	Pass	6.74	-0.71	-1.82	1.67	8.41	23.00
6855MHz	Pass	6.74	-0.39	-1.01	2.17	8.91	23.00
802.11ax HEW40_Nss1,(MCS0)_2TX	-	-	-	-	-	-	-
5965MHz	Pass	5.03	-0.74	-1.42	1.92	6.95	23.00
6205MHz	Pass	5.03	-0.67	-1.38	1.91	6.94	23.00
6405MHz	Pass	5.03	-0.74	-0.76	2.09	7.12	23.00
6565MHz	Pass	6.74	-3.40	-4.29	-0.84	5.90	23.00
6685MHz	Pass	6.74	-3.51	-4.36	-1.00	5.74	23.00
6845MHz	Pass	6.74	-3.66	-4.22	-1.07	5.67	23.00
802.11ax HEW80_Nss1,(MCS0)_2TX	-	-	-	-	-	-	-
5985MHz	Pass	5.03	-3.92	-4.64	-1.31	3.72	23.00
6225MHz	Pass	5.03	-3.78	-4.88	-1.38	3.65	23.00
6385MHz	Pass	5.03	-3.97	-4.14	-1.17	3.86	23.00
6625MHz	Pass	6.74	-6.30	-7.42	-3.84	2.90	23.00
6705MHz	Pass	6.74	-6.82	-7.71	-4.30	2.44	23.00
6785MHz	Pass	6.74	-6.49	-7.42	-4.01	2.73	23.00
802.11ax HEW160_Nss1,(MCS0)_2TX	-	-	-	-	-	-	-
6025MHz	Pass	5.03	-6.47	-7.56	-4.13	0.90	23.00
6185MHz	Pass	5.03	-6.44	-7.09	-3.77	1.26	23.00
6345MHz	Pass	5.03	-6.62	-7.59	-4.14	0.89	23.00
6665MHz	Pass	6.74	-9.18	-10.70	-6.92	-0.18	23.00

DG = Directional Gain; RBW = 500kHz for 5.725-5.85GHz band / 1MHz for other band;
PD = trace bin-by-bin of each transmits port summing can be performed maximum power density; Port X = Port X Power Density;

5.925-6.425GHz_802.11ax HEW20_Nss1,(MCS0)_2TX **PSD**

5955MHz

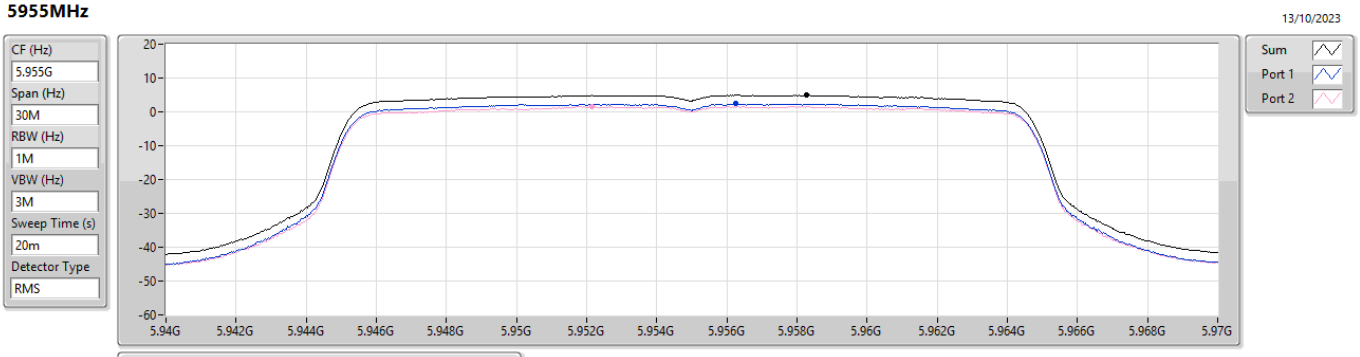

Sum	PD	Port 1	Port 2
(dBm/RBW)	(dBm/RBW)	(dBm/RBW)	(dBm/RBW)
4.95	4.95	2.36	1.53

5.925-6.425GHz_802.11ax HEW20_Nss1,(MCS0)_2TX **PSD**

6195MHz

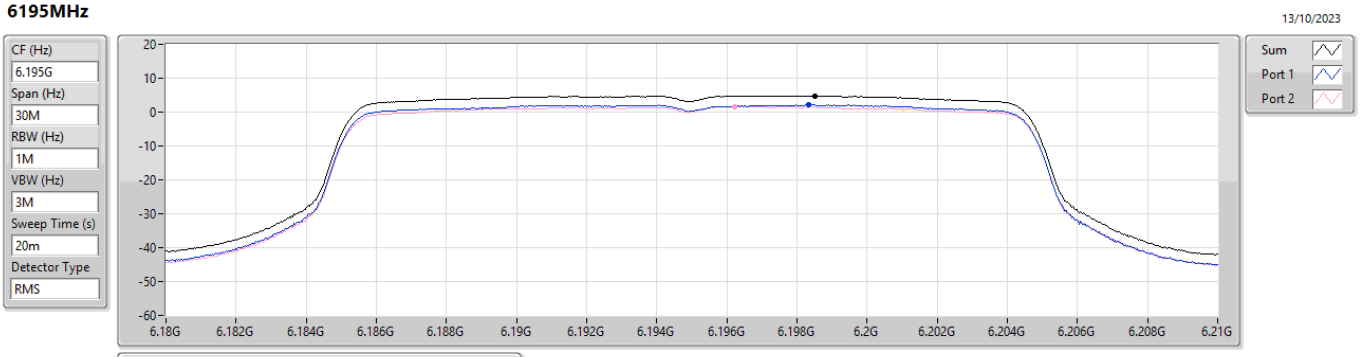

Sum	PD	Port 1	Port 2
(dBm/RBW)	(dBm/RBW)	(dBm/RBW)	(dBm/RBW)
4.80	4.80	2.12	1.70

5.925-6.425GHz_802.11ax HEW20_Nss1,(MCS0)_2TX **PSD**

6415MHz

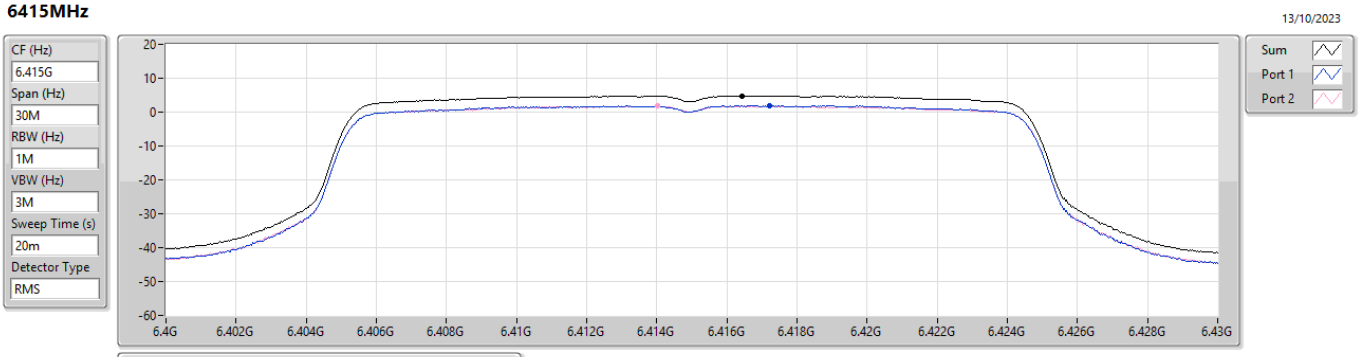

Sum	PD	Port 1	Port 2
(dBm/RBW)	(dBm/RBW)	(dBm/RBW)	(dBm/RBW)
4.76	4.76	1.92	1.75

6.525-6.875GHz_802.11ax HEW20_Nss1,(MCS0)_2TX **PSD**

6535MHz

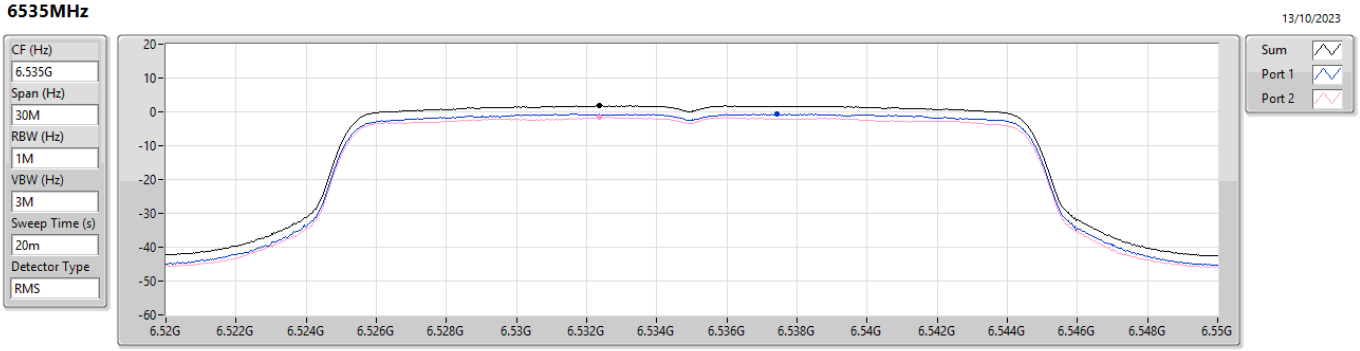

Sum	PD	Port 1	Port 2
(dBm/RBW)	(dBm/RBW)	(dBm/RBW)	(dBm/RBW)
1.89	1.89	-0.68	-1.56

6.525-6.875GHz_802.11ax HEW20_Nss1,(MCS0)_2TX **PSD**

6695MHz

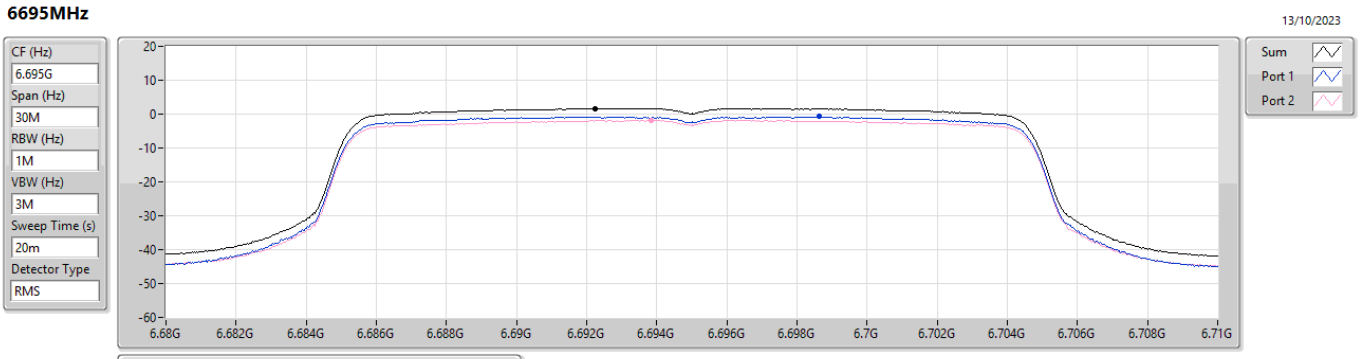

Sum	PD	Port 1	Port 2
(dBm/RBW)	(dBm/RBW)	(dBm/RBW)	(dBm/RBW)
1.67	1.67	-0.71	-1.82

6.525-6.875GHz_802.11ax HEW20_Nss1,(MCS0)_2TX **PSD**

6855MHz

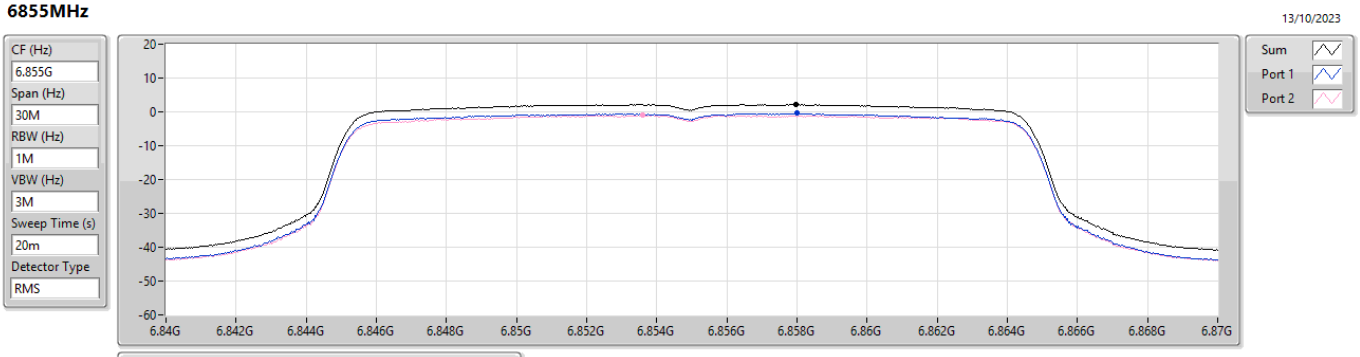

Sum	PD	Port 1	Port 2
(dBm/RBW)	(dBm/RBW)	(dBm/RBW)	(dBm/RBW)
2.17	2.17	-0.39	-1.01

5.925-6.425GHz_802.11ax HEW40_Nss1,(MCS0)_2TX **PSD**

5965MHz

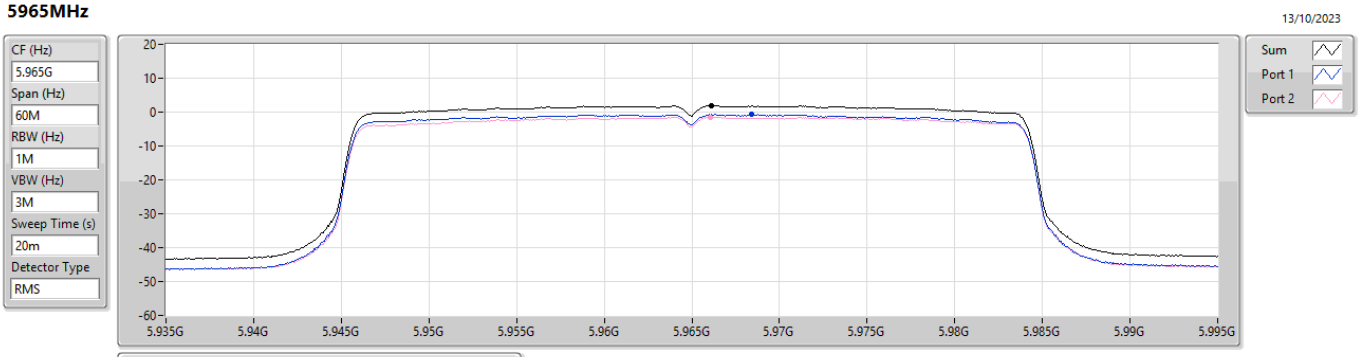

Sum	PD	Port 1	Port 2
(dBm/RBW)	(dBm/RBW)	(dBm/RBW)	(dBm/RBW)
1.92	1.92	-0.74	-1.42

5.925-6.425GHz_802.11ax HEW40_Nss1,(MCS0)_2TX **PSD**

6205MHz

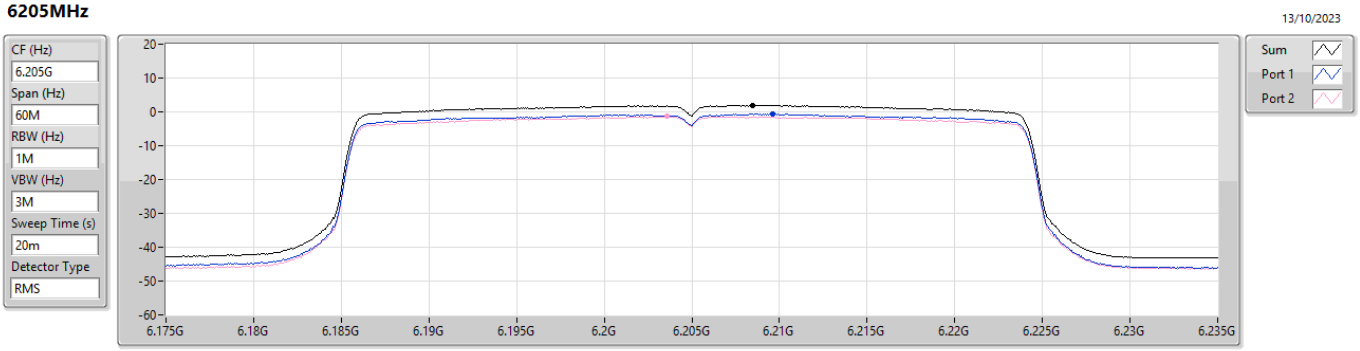

Sum	PD	Port 1	Port 2
(dBm/RBW)	(dBm/RBW)	(dBm/RBW)	(dBm/RBW)
1.91	1.91	-0.67	-1.38

5.925-6.425GHz_802.11ax HEW40_Nss1,(MCS0)_2TX **PSD**

6405MHz

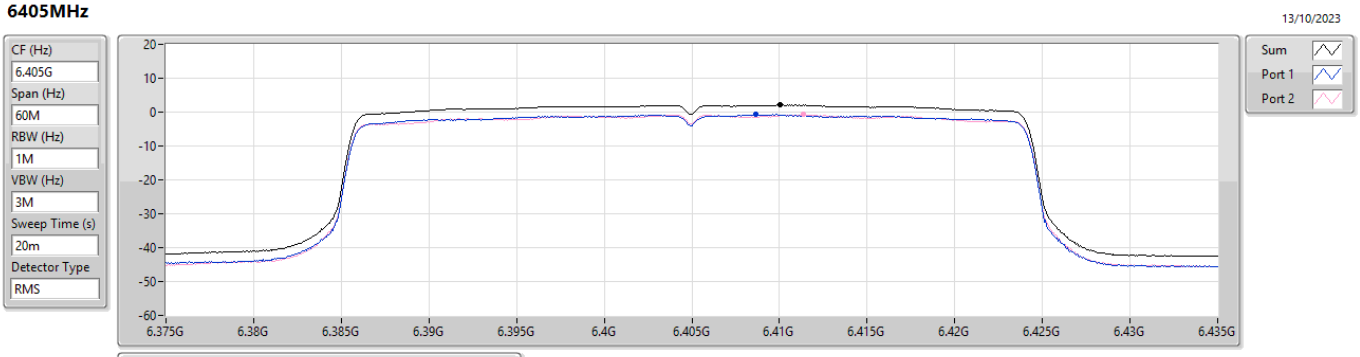

Sum	PD	Port 1	Port 2
(dBm/RBW)	(dBm/RBW)	(dBm/RBW)	(dBm/RBW)
2.09	2.09	-0.74	-0.76

6.525-6.875GHz_802.11ax HEW40_Nss1,(MCS0)_2TX **PSD**

6565MHz

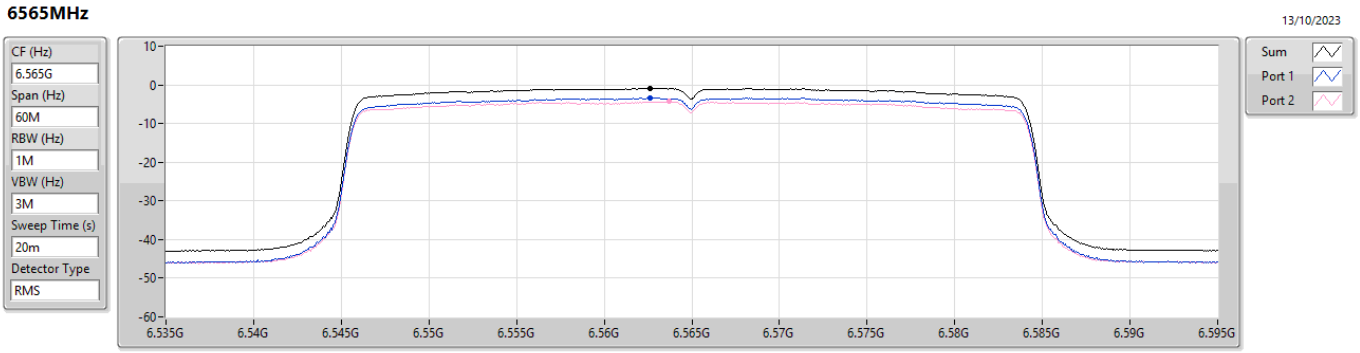

Sum	PD	Port 1	Port 2
(dBm/RBW)	(dBm/RBW)	(dBm/RBW)	(dBm/RBW)
-0.84	-0.84	-3.40	-4.29

6.525-6.875GHz_802.11ax HEW40_Nss1,(MCS0)_2TX **PSD**

6685MHz

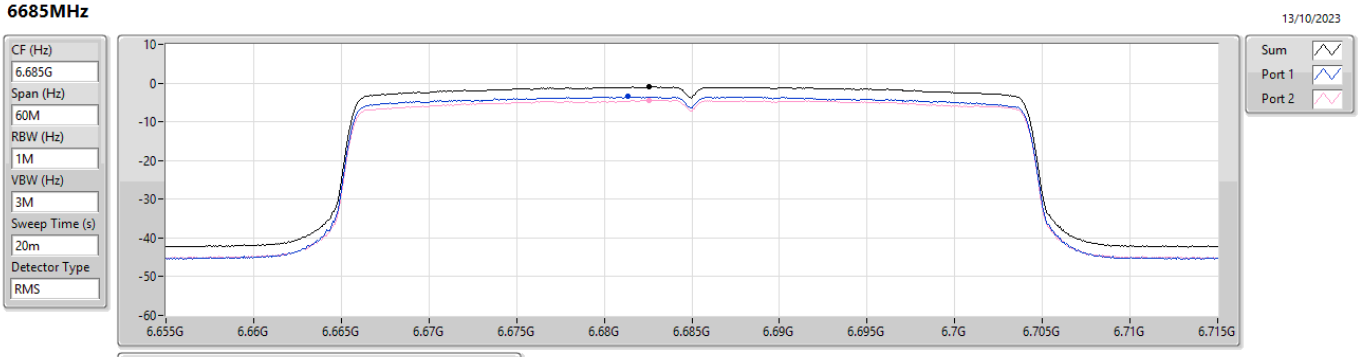

Sum	PD	Port 1	Port 2
(dBm/RBW)	(dBm/RBW)	(dBm/RBW)	(dBm/RBW)
-1.00	-1.00	-3.51	-4.36

6.525-6.875GHz_802.11ax HEW40_Nss1,(MCS0)_2TX **PSD**

6845MHz

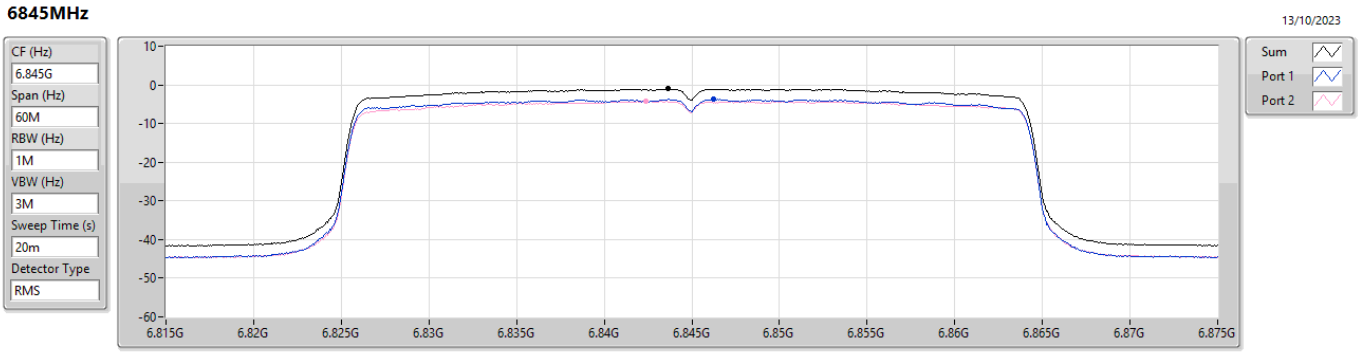

Sum	PD	Port 1	Port 2
(dBm/RBW)	(dBm/RBW)	(dBm/RBW)	(dBm/RBW)
-1.07	-1.07	-3.66	-4.22

5.925-6.425GHz_802.11ax HEW80_Nss1,(MCS0)_2TX **PSD**

5985MHz

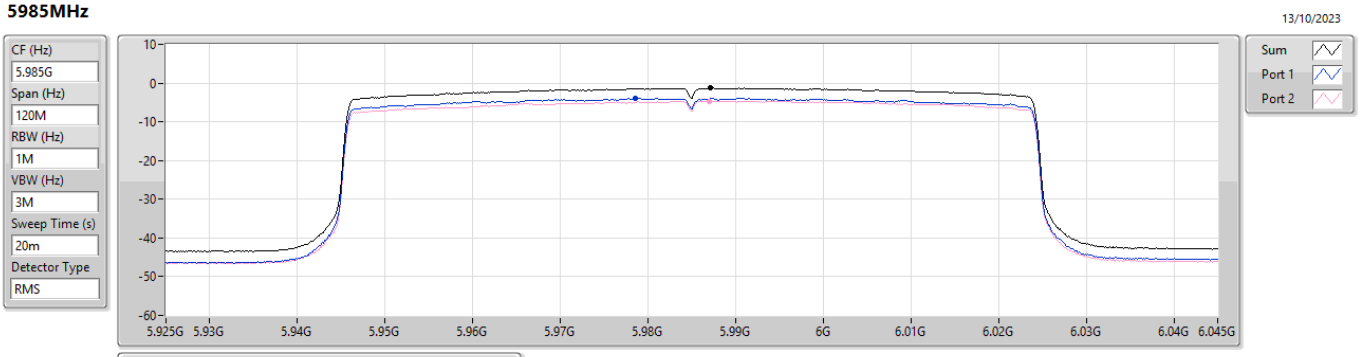

Sum	PD	Port 1	Port 2
(dBm/RBW)	(dBm/RBW)	(dBm/RBW)	(dBm/RBW)
-1.31	-1.31	-3.92	-4.64

5.925-6.425GHz_802.11ax HEW80_Nss1,(MCS0)_2TX **PSD**

6225MHz

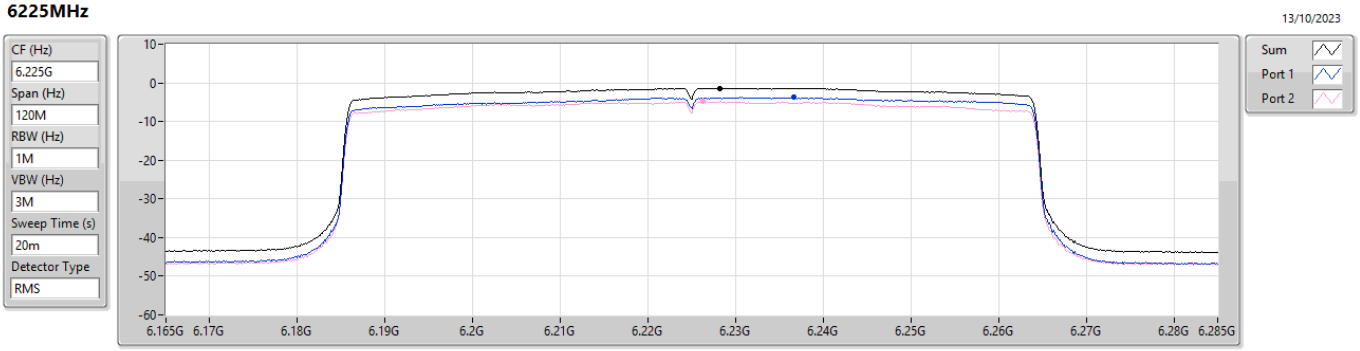

Sum	PD	Port 1	Port 2
(dBm/RBW)	(dBm/RBW)	(dBm/RBW)	(dBm/RBW)
-1.38	-1.38	-3.78	-4.88

5.925-6.425GHz_802.11ax HEW80_Nss1,(MCS0)_2TX **PSD**

6385MHz

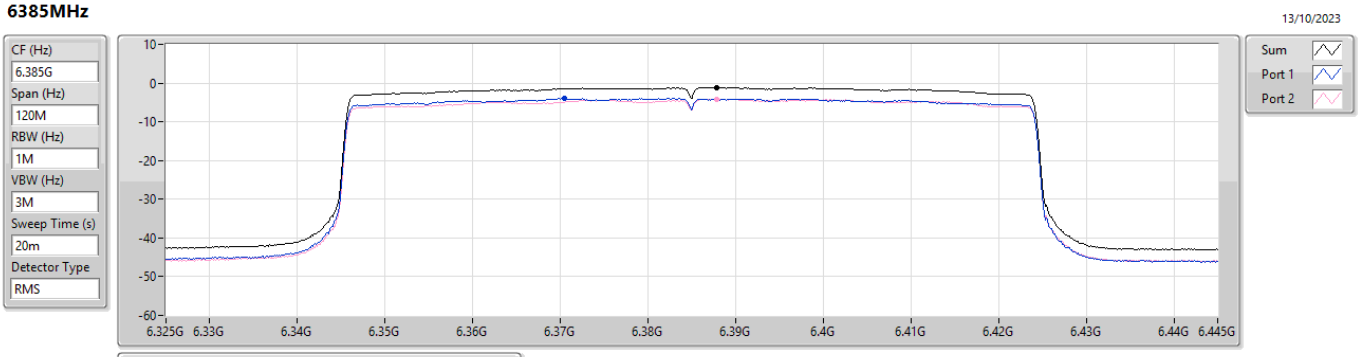

Sum	PD	Port 1	Port 2
(dBm/RBW)	(dBm/RBW)	(dBm/RBW)	(dBm/RBW)
-1.17	-1.17	-3.97	-4.14

6.525-6.875GHz_802.11ax HEW80_Nss1,(MCS0)_2TX **PSD**

6625MHz

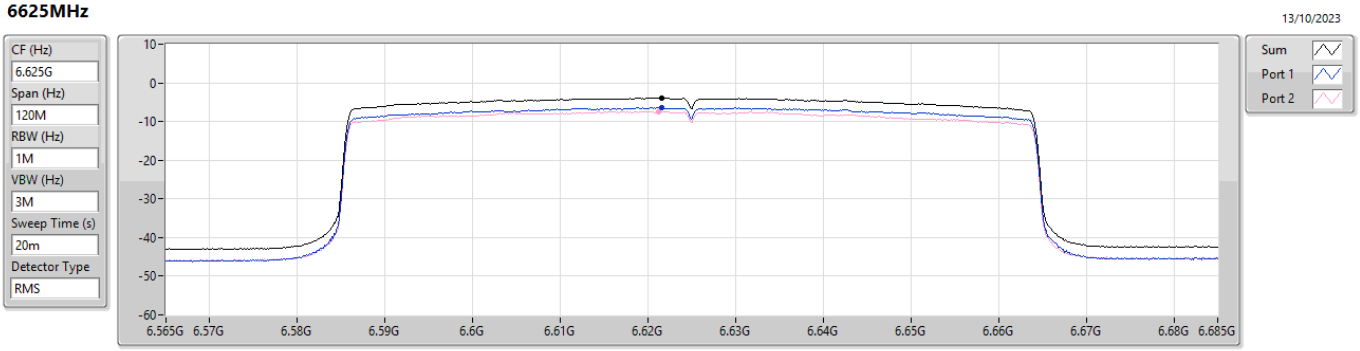

Sum	PD	Port 1	Port 2
(dBm/RBW)	(dBm/RBW)	(dBm/RBW)	(dBm/RBW)
-3.84	-3.84	-6.30	-7.42

6.525-6.875GHz_802.11ax HEW80_Nss1,(MCS0)_2TX **PSD**

6705MHz

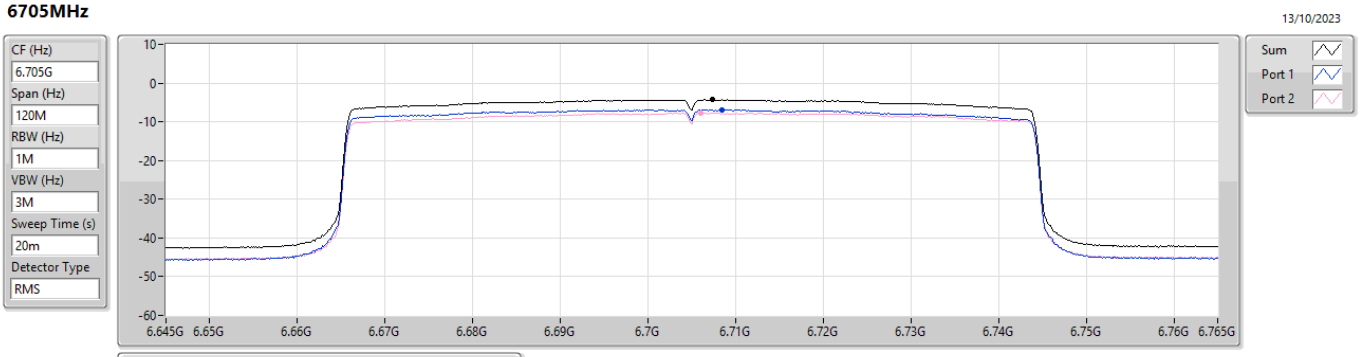

Sum	PD	Port 1	Port 2
(dBm/RBW)	(dBm/RBW)	(dBm/RBW)	(dBm/RBW)
-4.30	-4.30	-6.82	-7.71

6.525-6.875GHz_802.11ax HEW80_Nss1,(MCS0)_2TX **PSD**

6785MHz

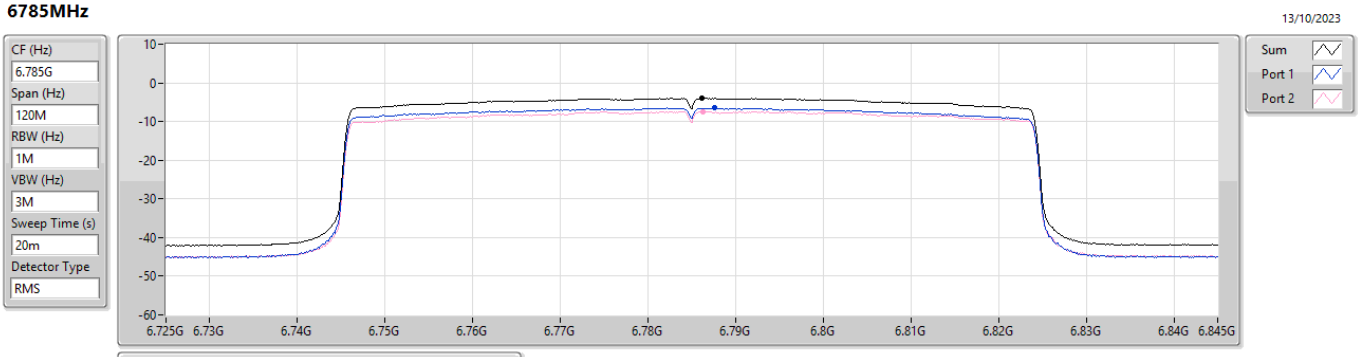

Sum	PD	Port 1	Port 2
(dBm/RBW)	(dBm/RBW)	(dBm/RBW)	(dBm/RBW)
-4.01	-4.01	-6.49	-7.42

5.925-6.425GHz_802.11ax HEW160_Nss1,(MCS0)_2TX **PSD**

6025MHz

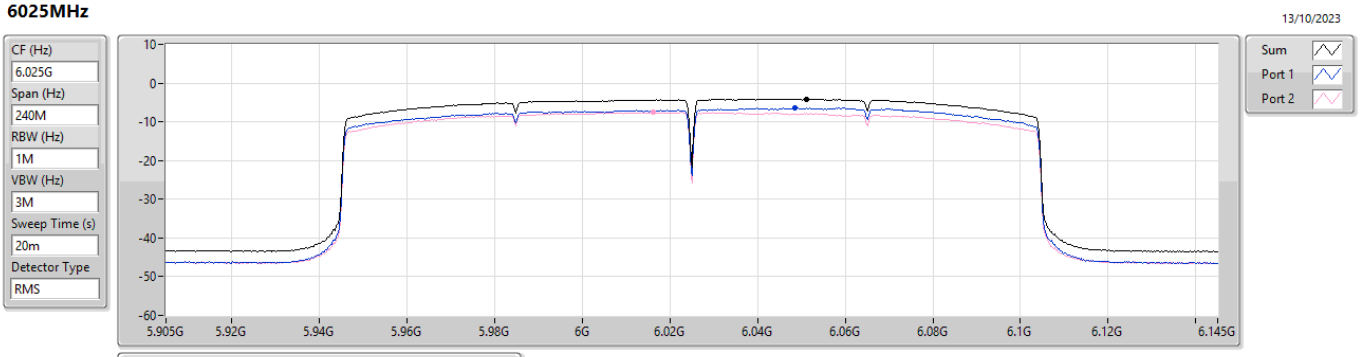

Sum	PD	Port 1	Port 2
(dBm/RBW)	(dBm/RBW)	(dBm/RBW)	(dBm/RBW)
-4.13	-4.13	-6.47	-7.56

5.925-6.425GHz_802.11ax HEW160_Nss1,(MCS0)_2TX **PSD**

6185MHz

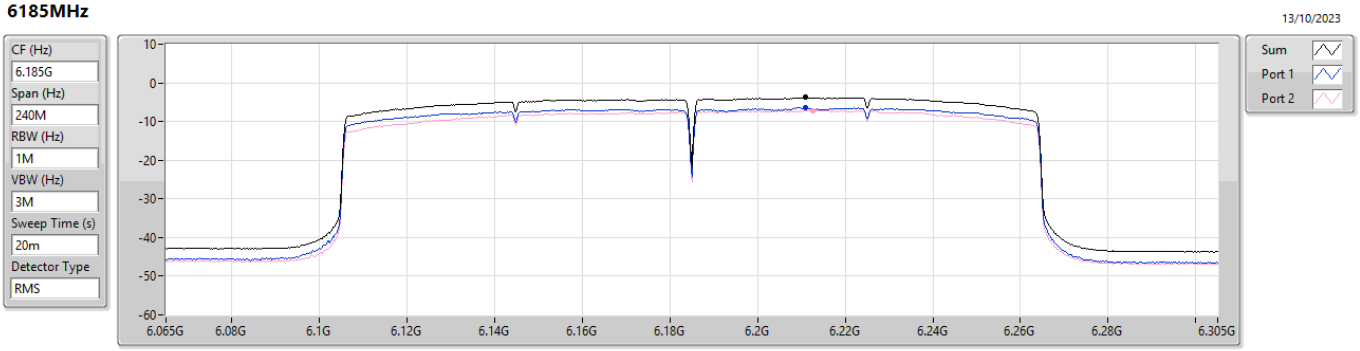

Sum	PD	Port 1	Port 2
(dBm/RBW)	(dBm/RBW)	(dBm/RBW)	(dBm/RBW)
-3.77	-3.77	-6.44	-7.09

5.925-6.425GHz_802.11ax HEW160_Nss1,(MCS0)_2TX **PSD**

6345MHz

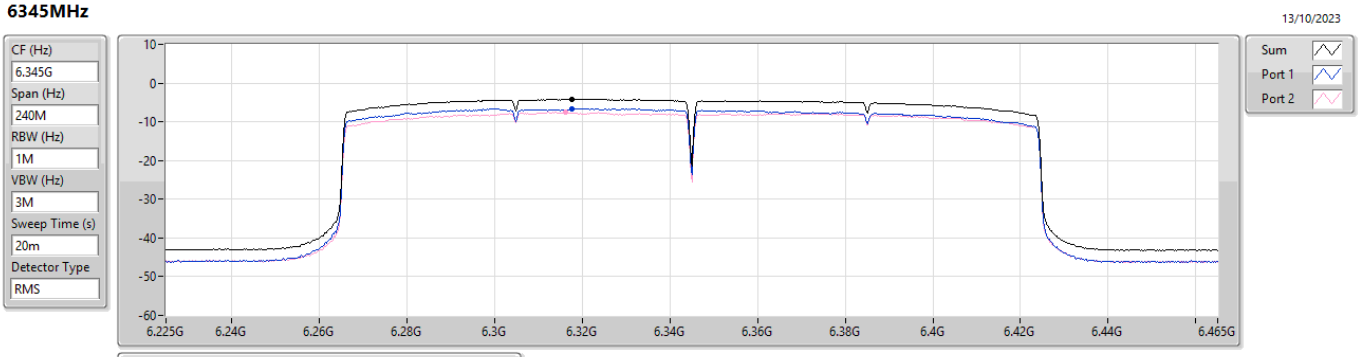

Sum	PD	Port 1	Port 2
(dBm/RBW)	(dBm/RBW)	(dBm/RBW)	(dBm/RBW)
-4.14	-4.14	-6.62	-7.59

6.525-6.875GHz_802.11ax HEW160_Nss1,(MCS0)_2TX **PSD**

6665MHz

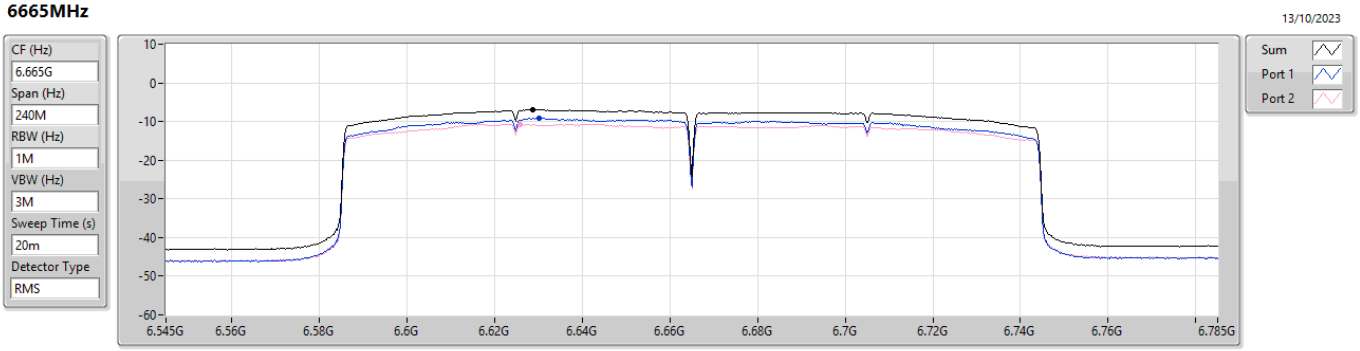

Sum	PD	Port 1	Port 2
(dBm/RBW)	(dBm/RBW)	(dBm/RBW)	(dBm/RBW)
-6.92	-6.92	-9.18	-10.70

Summary

Mode	PD (dBm/RBW)	EIRP PD (dBm/RBW)
5.925-6.425GHz	-	-
802.11ax HEW20_Nss1,(MCS0)_4TX	3.55	11.90
802.11ax HEW40_Nss1,(MCS0)_4TX	0.57	8.92
802.11ax HEW80_Nss1,(MCS0)_4TX	-2.59	5.76
802.11ax HEW160_Nss1,(MCS0)_4TX	-5.51	2.84
6.525-6.875GHz	-	-
802.11ax HEW20_Nss1,(MCS0)_4TX	1.90	10.53
802.11ax HEW40_Nss1,(MCS0)_4TX	-1.00	7.63
802.11ax HEW80_Nss1,(MCS0)_4TX	-4.17	4.46
802.11ax HEW160_Nss1,(MCS0)_4TX	-6.88	1.75

RBW = 500kHz for 5.725-5.85GHz band / 1MHz for other band;

Result

Mode	Result	DG (dBi)	Port 1 (dBm/RBW)	Port 2 (dBm/RBW)	Port 3 (dBm/RBW)	Port 4 (dBm/RBW)	PD (dBm/RBW)	EIRP PD (dBm/RBW)	EIRP PD Limit (dBm/RBW)
802.11ax HEW20_Nss1,(MCS0)_4TX	-	-	-	-	-	-	-	-	-
5955MHz	Pass	8.35	-2.13	-3.07	-2.30	-2.65	3.36	11.71	23.00
6195MHz	Pass	8.35	-2.32	-3.05	-1.67	-2.20	3.55	11.90	23.00
6415MHz	Pass	8.35	-2.98	-3.32	-1.68	-2.11	3.24	11.59	23.00
6535MHz	Pass	8.63	-3.99	-4.98	-3.77	-4.32	1.66	10.29	23.00
6695MHz	Pass	8.63	-3.72	-4.68	-3.62	-4.05	1.90	10.53	23.00
6855MHz	Pass	8.63	-4.22	-4.29	-4.01	-4.06	1.78	10.41	23.00
802.11ax HEW40_Nss1,(MCS0)_4TX	-	-	-	-	-	-	-	-	-
5965MHz	Pass	8.35	-5.33	-6.00	-5.35	-5.80	0.27	8.62	23.00
6205MHz	Pass	8.35	-5.50	-5.88	-4.43	-5.42	0.52	8.87	23.00
6405MHz	Pass	8.35	-5.91	-5.56	-4.47	-4.86	0.57	8.92	23.00
6565MHz	Pass	8.63	-6.71	-7.73	-6.60	-7.13	-1.13	7.50	23.00
6685MHz	Pass	8.63	-7.05	-7.81	-6.56	-7.21	-1.24	7.39	23.00
6845MHz	Pass	8.63	-6.91	-7.11	-6.42	-6.83	-1.00	7.63	23.00
802.11ax HEW80_Nss1,(MCS0)_4TX	-	-	-	-	-	-	-	-	-
5985MHz	Pass	8.35	-8.49	-9.03	-8.45	-8.98	-2.84	5.51	23.00
6225MHz	Pass	8.35	-8.68	-9.39	-8.27	-8.94	-2.93	5.42	23.00
6385MHz	Pass	8.35	-8.96	-8.79	-7.68	-8.15	-2.59	5.76	23.00
6625MHz	Pass	8.63	-10.07	-10.76	-9.55	-10.34	-4.27	4.36	23.00
6705MHz	Pass	8.63	-9.99	-10.64	-9.78	-10.05	-4.17	4.46	23.00
6785MHz	Pass	8.63	-10.04	-10.75	-10.21	-9.94	-4.31	4.32	23.00
802.11ax HEW160_Nss1,(MCS0)_4TX	-	-	-	-	-	-	-	-	-
6025MHz	Pass	8.35	-10.78	-11.98	-11.06	-11.35	-5.51	2.84	23.00
6185MHz	Pass	8.35	-11.81	-12.07	-11.15	-11.72	-5.86	2.49	23.00
6345MHz	Pass	8.35	-11.82	-12.67	-11.18	-11.87	-6.01	2.34	23.00
6665MHz	Pass	8.63	-12.46	-13.32	-12.40	-12.92	-6.88	1.75	23.00

DG = Directional Gain; RBW = 500kHz for 5.725-5.85GHz band / 1MHz for other band;
PD = trace bin-by-bin of each transmits port summing can be performed maximum power density; Port X = Port X Power Density;

5.925-6.425GHz_802.11ax HEW20_Nss1,(MCS0)_4TX **PSD**

5955MHz

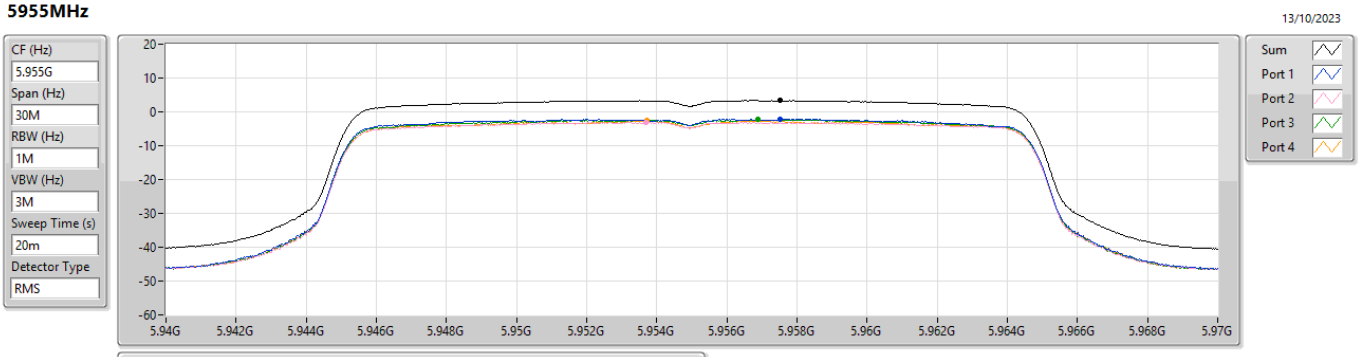

Sum	PD	Port 1	Port 2	Port 3	Port 4
(dBm/RBW)	(dBm/RBW)	(dBm/RBW)	(dBm/RBW)	(dBm/RBW)	(dBm/RBW)
3.36	3.36	-2.13	-3.07	-2.30	-2.65

5.925-6.425GHz_802.11ax HEW20_Nss1,(MCS0)_4TX **PSD**

6195MHz

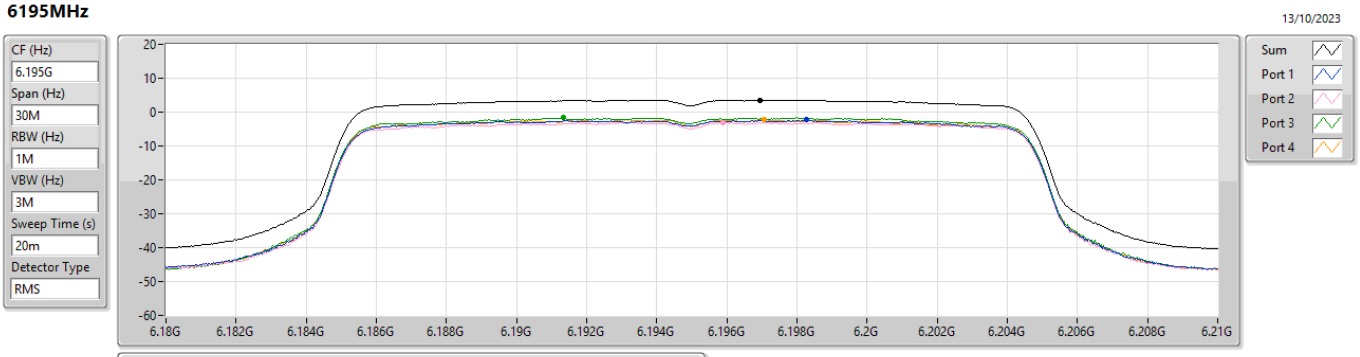

Sum	PD	Port 1	Port 2	Port 3	Port 4
(dBm/RBW)	(dBm/RBW)	(dBm/RBW)	(dBm/RBW)	(dBm/RBW)	(dBm/RBW)
3.55	3.55	-2.32	-3.05	-1.67	-2.20

5.925-6.425GHz_802.11ax HEW20_Nss1,(MCS0)_4TX **PSD**

6415MHz

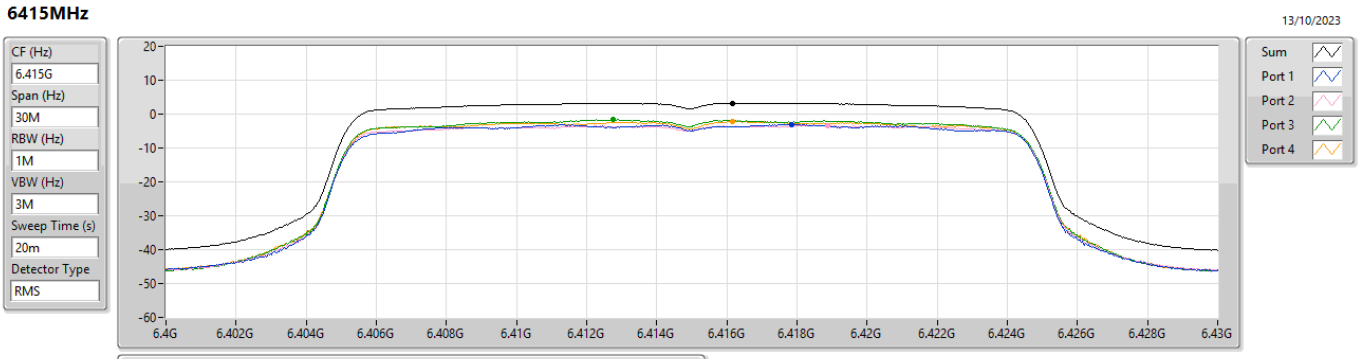

Sum	PD	Port 1	Port 2	Port 3	Port 4
(dBm/RBW)	(dBm/RBW)	(dBm/RBW)	(dBm/RBW)	(dBm/RBW)	(dBm/RBW)
3.24	3.24	-2.98	-3.32	-1.68	-2.11

6.525-6.875GHz_802.11ax HEW20_Nss1,(MCS0)_4TX **PSD**

6535MHz

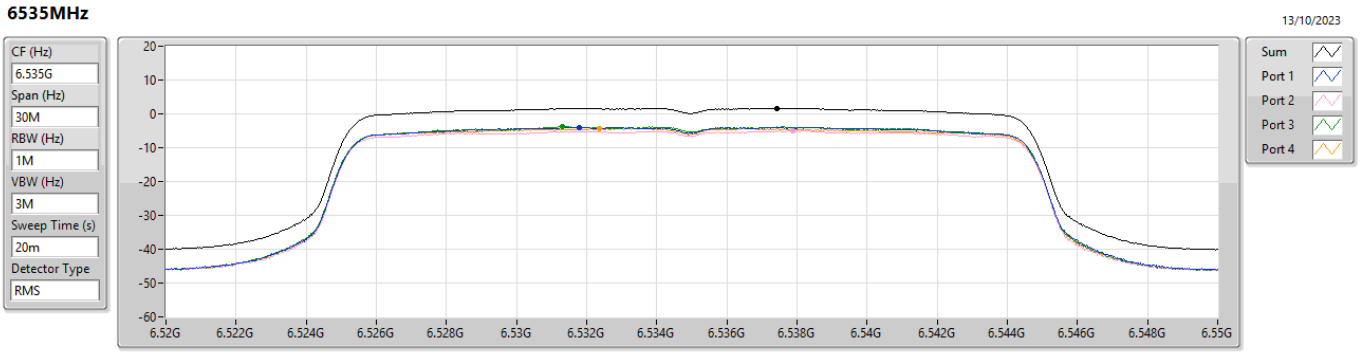

Sum	PD	Port 1	Port 2	Port 3	Port 4
(dBm/RBW)	(dBm/RBW)	(dBm/RBW)	(dBm/RBW)	(dBm/RBW)	(dBm/RBW)
1.66	1.66	-3.99	-4.98	-3.77	-4.32

6.525-6.875GHz_802.11ax HEW20_Nss1,(MCS0)_4TX **PSD**

6695MHz

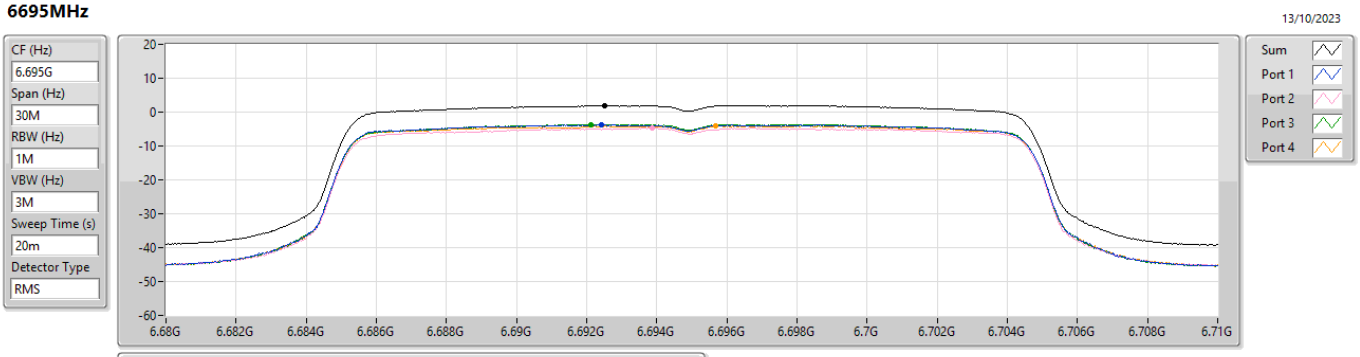

Sum	PD	Port 1	Port 2	Port 3	Port 4
(dBm/RBW)	(dBm/RBW)	(dBm/RBW)	(dBm/RBW)	(dBm/RBW)	(dBm/RBW)
1.90	1.90	-3.72	-4.68	-3.62	-4.05

6.525-6.875GHz_802.11ax HEW20_Nss1,(MCS0)_4TX **PSD**

6855MHz

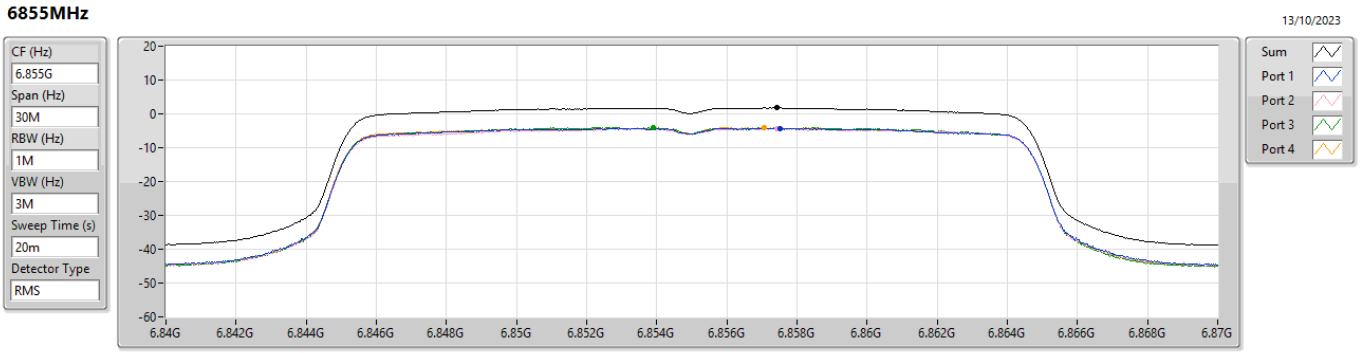

Sum	PD	Port 1	Port 2	Port 3	Port 4
(dBm/RBW)	(dBm/RBW)	(dBm/RBW)	(dBm/RBW)	(dBm/RBW)	(dBm/RBW)
1.78	1.78	-4.22	-4.29	-4.01	-4.06

5.925-6.425GHz_802.11ax HEW40_Nss1,(MCS0)_4TX **PSD**

5965MHz

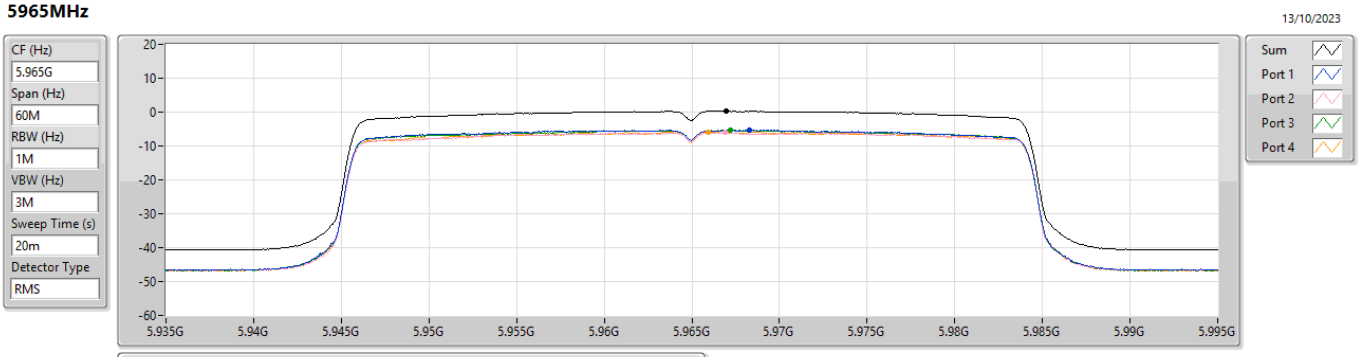

Sum	PD	Port 1	Port 2	Port 3	Port 4
(dBm/RBW)	(dBm/RBW)	(dBm/RBW)	(dBm/RBW)	(dBm/RBW)	(dBm/RBW)
0.27	0.27	-5.33	-6.00	-5.35	-5.80

5.925-6.425GHz_802.11ax HEW40_Nss1,(MCS0)_4TX **PSD**

6205MHz

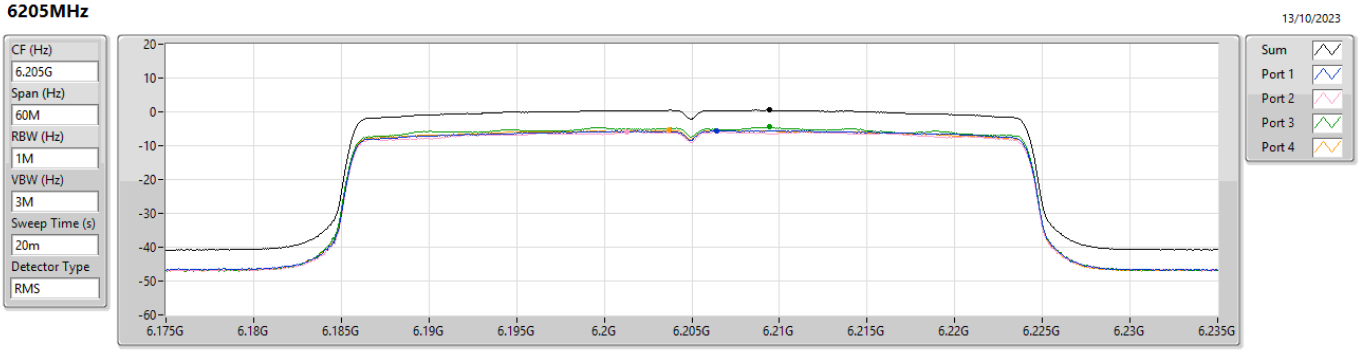

Sum	PD	Port 1	Port 2	Port 3	Port 4
(dBm/RBW)	(dBm/RBW)	(dBm/RBW)	(dBm/RBW)	(dBm/RBW)	(dBm/RBW)
0.52	0.52	-5.50	-5.88	-4.43	-5.42

5.925-6.425GHz_802.11ax HEW40_Nss1,(MCS0)_4TX **PSD**

6405MHz

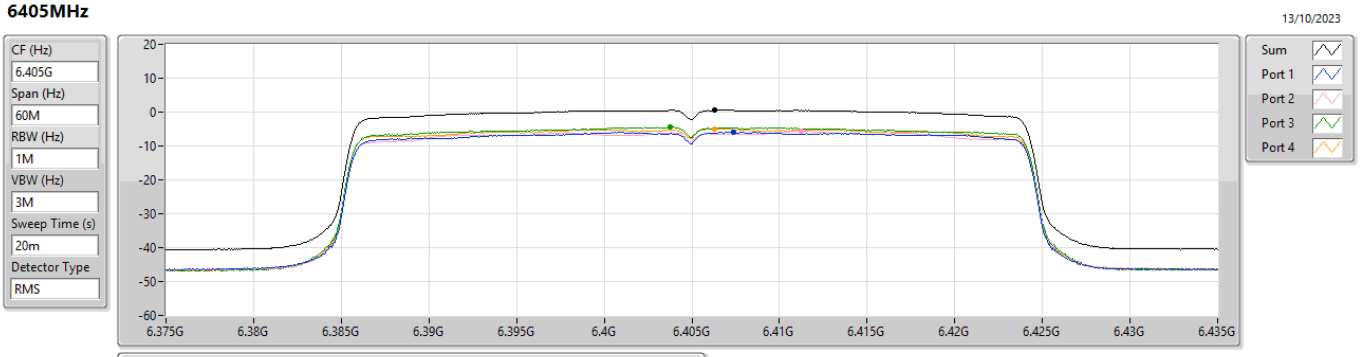

Sum	PD	Port 1	Port 2	Port 3	Port 4
(dBm/RBW)	(dBm/RBW)	(dBm/RBW)	(dBm/RBW)	(dBm/RBW)	(dBm/RBW)
0.57	0.57	-5.91	-5.56	-4.47	-4.86

6.525-6.875GHz_802.11ax HEW40_Nss1,(MCS0)_4TX **PSD**

6565MHz

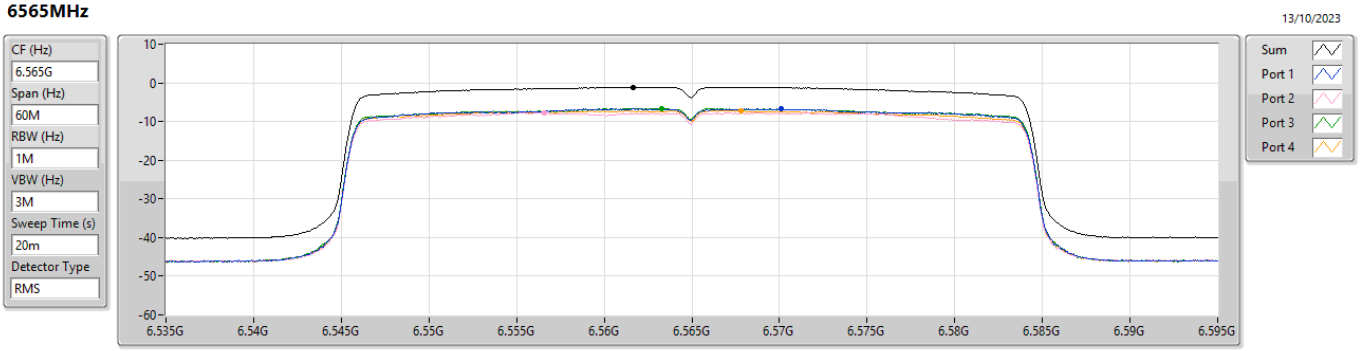

Sum	PD	Port 1	Port 2	Port 3	Port 4
(dBm/RBW)	(dBm/RBW)	(dBm/RBW)	(dBm/RBW)	(dBm/RBW)	(dBm/RBW)
-1.13	-1.13	-6.71	-7.73	-6.60	-7.13

6.525-6.875GHz_802.11ax HEW40_Nss1,(MCS0)_4TX **PSD**

6685MHz

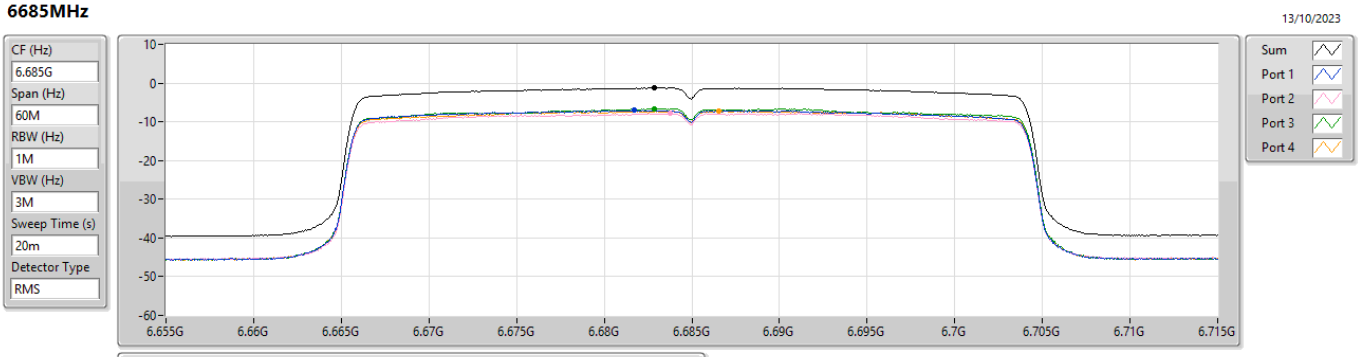

Sum	PD	Port 1	Port 2	Port 3	Port 4
(dBm/RBW)	(dBm/RBW)	(dBm/RBW)	(dBm/RBW)	(dBm/RBW)	(dBm/RBW)
-1.24	-1.24	-7.05	-7.81	-6.56	-7.21

6.525-6.875GHz_802.11ax HEW40_Nss1,(MCS0)_4TX **PSD**

6845MHz

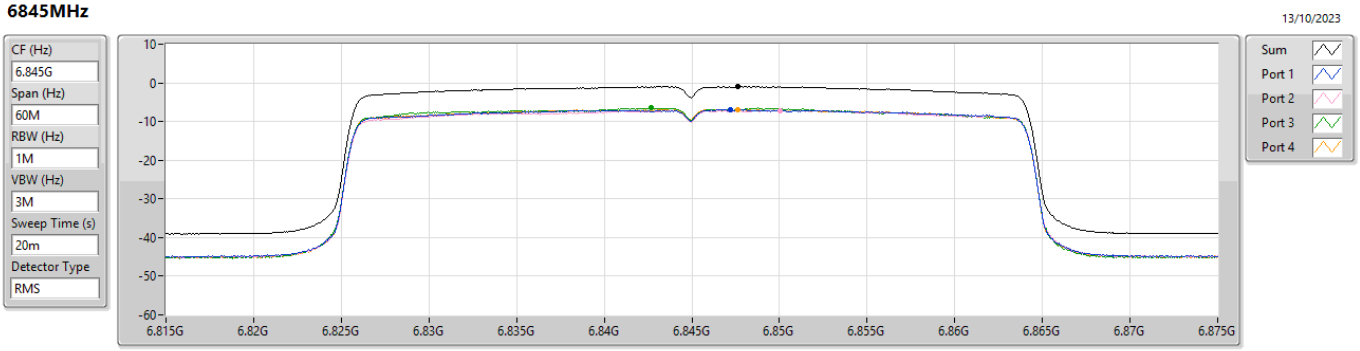

Sum	PD	Port 1	Port 2	Port 3	Port 4
(dBm/RBW)	(dBm/RBW)	(dBm/RBW)	(dBm/RBW)	(dBm/RBW)	(dBm/RBW)
-1.00	-1.00	-6.91	-7.11	-6.42	-6.83

5.925-6.425GHz_802.11ax HEW80_Nss1,(MCS0)_4TX **PSD**

5985MHz

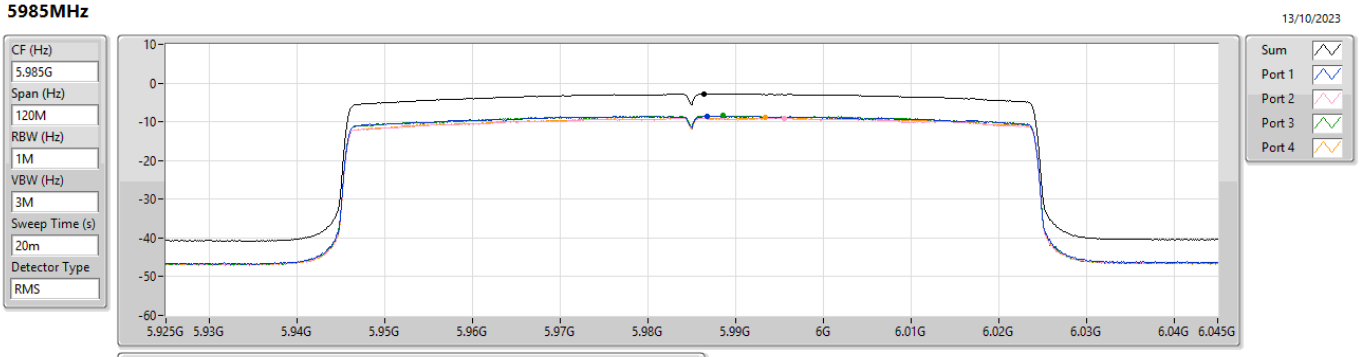

Sum	PD	Port 1	Port 2	Port 3	Port 4
(dBm/RBW)	(dBm/RBW)	(dBm/RBW)	(dBm/RBW)	(dBm/RBW)	(dBm/RBW)
-2.84	-2.84	-8.49	-9.03	-8.45	-8.98

5.925-6.425GHz_802.11ax HEW80_Nss1,(MCS0)_4TX **PSD**

6225MHz

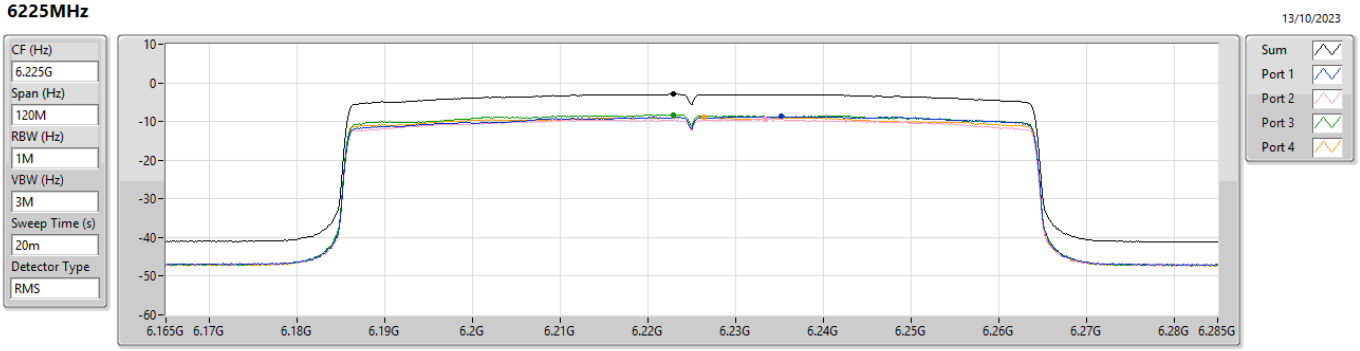

Sum	PD	Port 1	Port 2	Port 3	Port 4
(dBm/RBW)	(dBm/RBW)	(dBm/RBW)	(dBm/RBW)	(dBm/RBW)	(dBm/RBW)
-2.93	-2.93	-8.68	-9.39	-8.27	-8.94

5.925-6.425GHz_802.11ax HEW80_Nss1,(MCS0)_4TX **PSD**

6385MHz

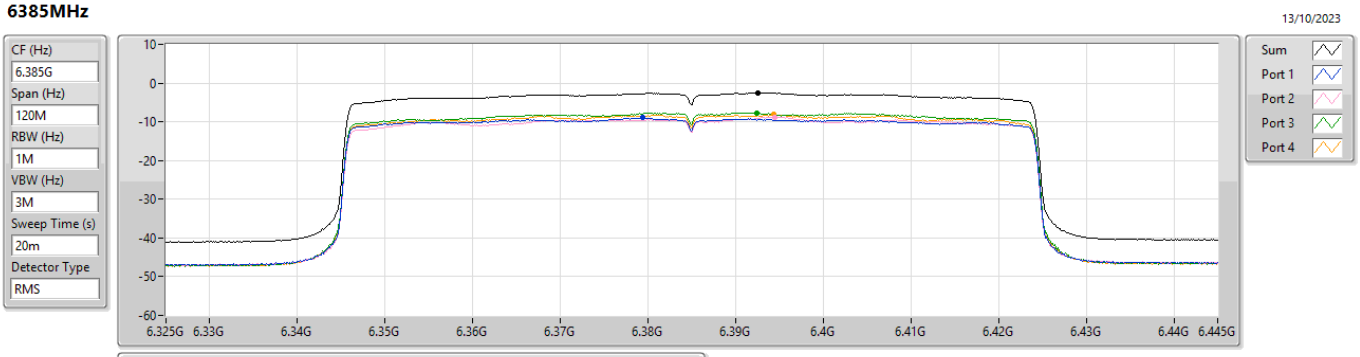

Sum	PD	Port 1	Port 2	Port 3	Port 4
(dBm/RBW)	(dBm/RBW)	(dBm/RBW)	(dBm/RBW)	(dBm/RBW)	(dBm/RBW)
-2.59	-2.59	-8.96	-8.79	-7.68	-8.15

6.525-6.875GHz_802.11ax HEW80_Nss1,(MCS0)_4TX **PSD**

6625MHz

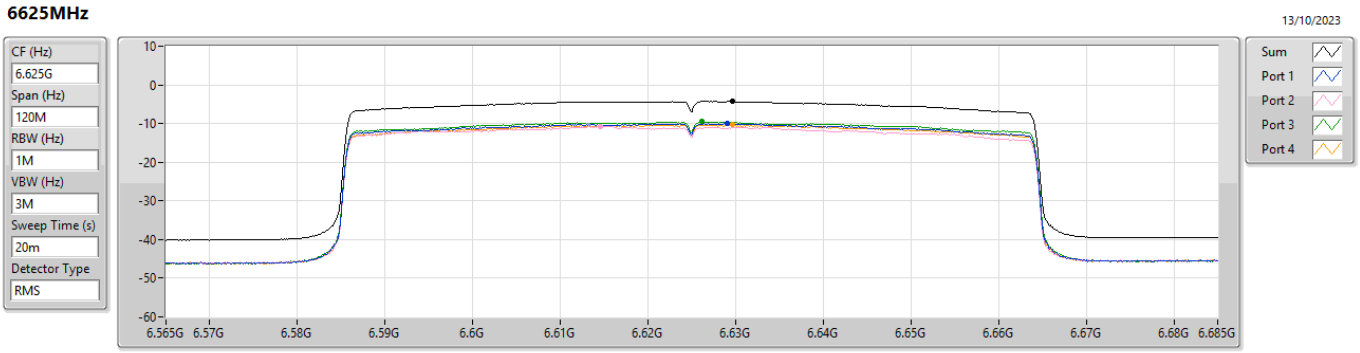

Sum	PD	Port 1	Port 2	Port 3	Port 4
(dBm/RBW)	(dBm/RBW)	(dBm/RBW)	(dBm/RBW)	(dBm/RBW)	(dBm/RBW)
-4.27	-4.27	-10.07	-10.76	-9.55	-10.34

6.525-6.875GHz_802.11ax HEW80_Nss1,(MCS0)_4TX **PSD**

6705MHz

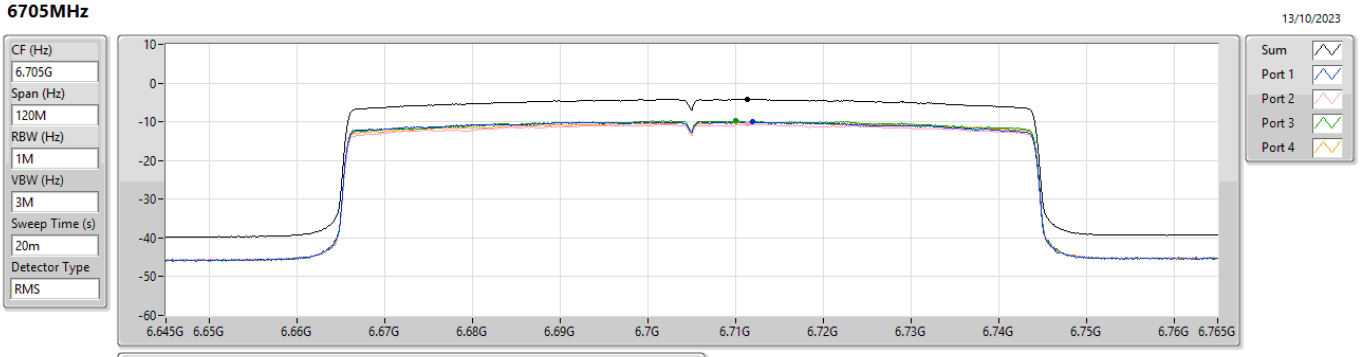

Sum	PD	Port 1	Port 2	Port 3	Port 4
(dBm/RBW)	(dBm/RBW)	(dBm/RBW)	(dBm/RBW)	(dBm/RBW)	(dBm/RBW)
-4.17	-4.17	-9.99	-10.64	-9.78	-10.05

6.525-6.875GHz_802.11ax HEW80_Nss1,(MCS0)_4TX **PSD**

6785MHz

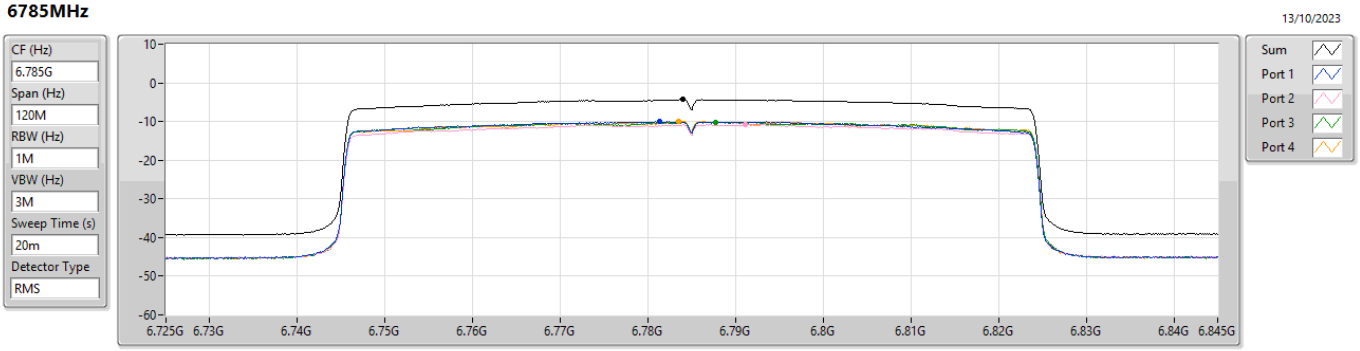

Sum	PD	Port 1	Port 2	Port 3	Port 4
(dBm/RBW)	(dBm/RBW)	(dBm/RBW)	(dBm/RBW)	(dBm/RBW)	(dBm/RBW)
-4.31	-4.31	-10.04	-10.75	-10.21	-9.94

5.925-6.425GHz_802.11ax HEW160_Nss1,(MCS0)_4TX **PSD**

6025MHz

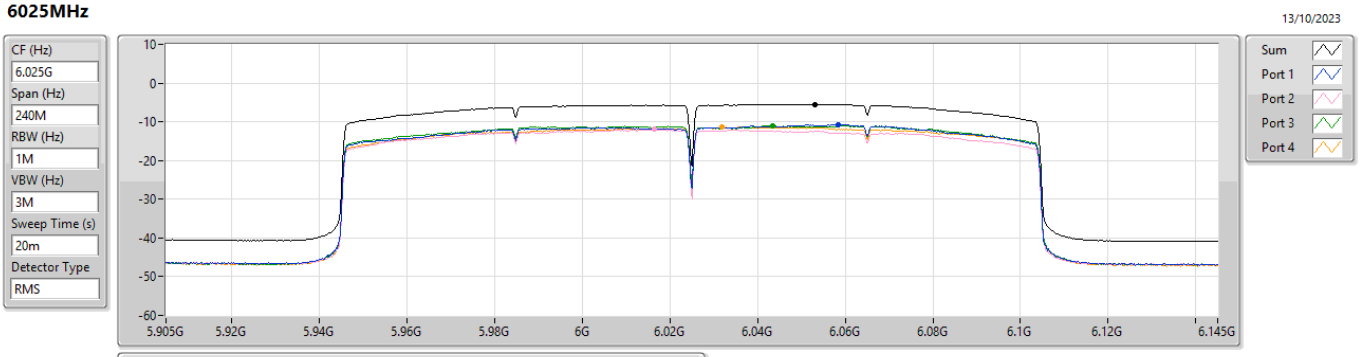

Sum	PD	Port 1	Port 2	Port 3	Port 4
(dBm/RBW)	(dBm/RBW)	(dBm/RBW)	(dBm/RBW)	(dBm/RBW)	(dBm/RBW)
-5.51	-5.51	-10.78	-11.98	-11.06	-11.35

5.925-6.425GHz_802.11ax HEW160_Nss1,(MCS0)_4TX **PSD**

6185MHz

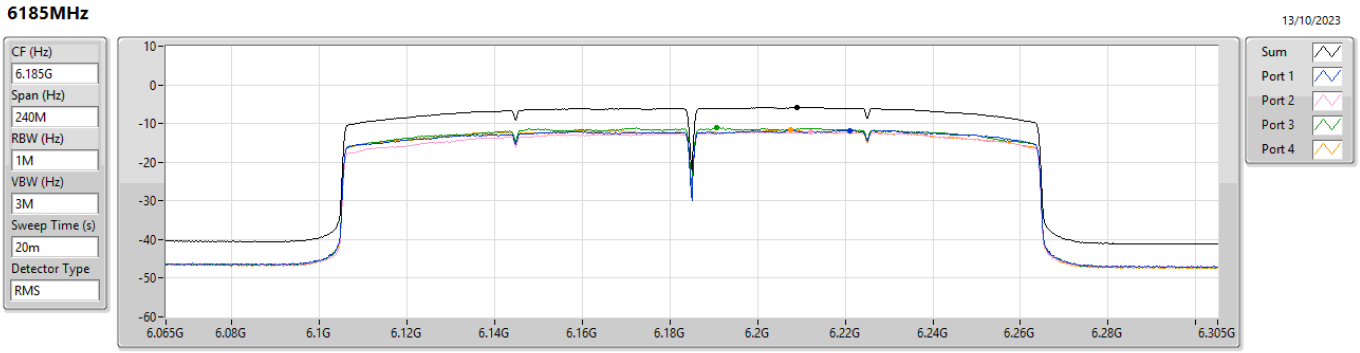

Sum	PD	Port 1	Port 2	Port 3	Port 4
(dBm/RBW)	(dBm/RBW)	(dBm/RBW)	(dBm/RBW)	(dBm/RBW)	(dBm/RBW)
-5.86	-5.86	-11.81	-12.07	-11.15	-11.72

5.925-6.425GHz_802.11ax HEW160_Nss1,(MCS0)_4TX **PSD**

6345MHz

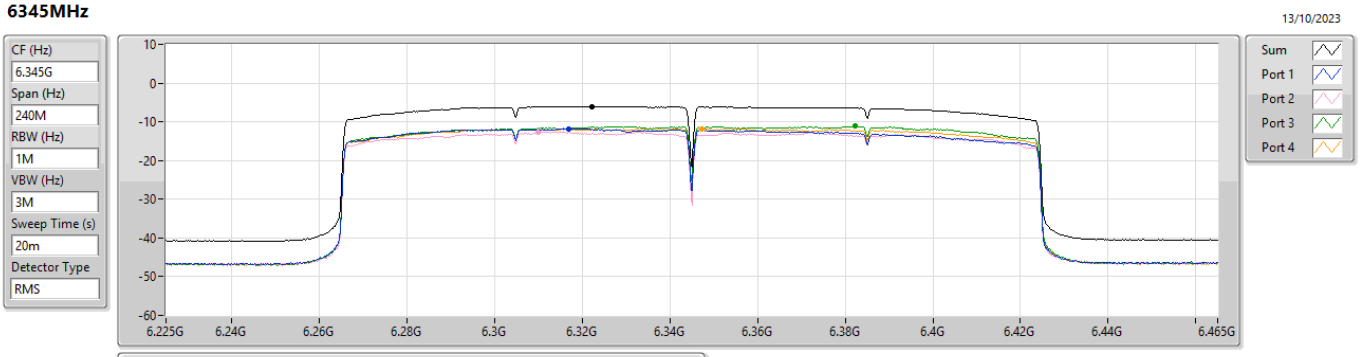

Sum	PD	Port 1	Port 2	Port 3	Port 4
(dBm/RBW)	(dBm/RBW)	(dBm/RBW)	(dBm/RBW)	(dBm/RBW)	(dBm/RBW)
-6.01	-6.01	-11.82	-12.67	-11.18	-11.87

6.525-6.875GHz_802.11ax HEW160_Nss1,(MCS0)_4TX **PSD**

6665MHz

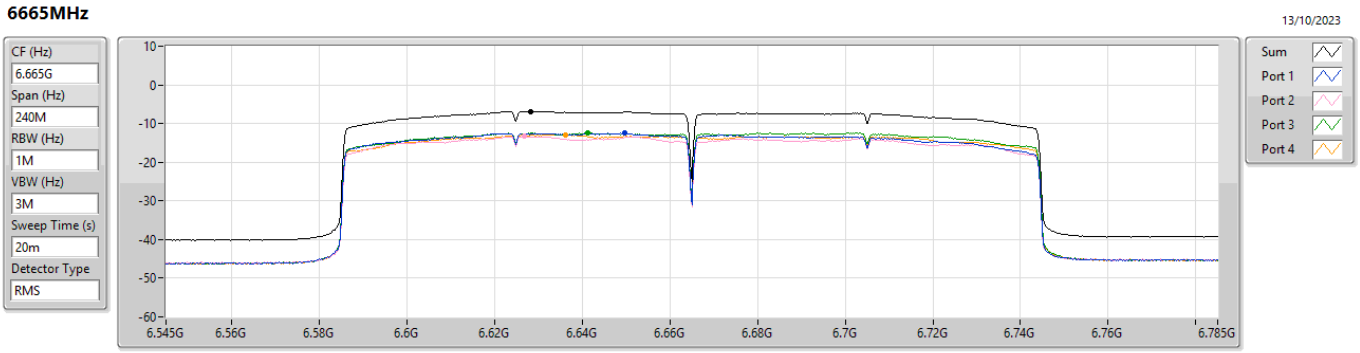

Sum	PD	Port 1	Port 2	Port 3	Port 4
(dBm/RBW)	(dBm/RBW)	(dBm/RBW)	(dBm/RBW)	(dBm/RBW)	(dBm/RBW)
-6.88	-6.88	-12.46	-13.32	-12.40	-12.92

Summary

Mode	Result	Type	Freq (Hz)	Level (dBuV/m)	Limit (dBuV/m)	Margin (dB)	Condition
Mode 1	Pass	QP	119.24M	40.49	43.50	-3.01	Horizontal

Mode 1

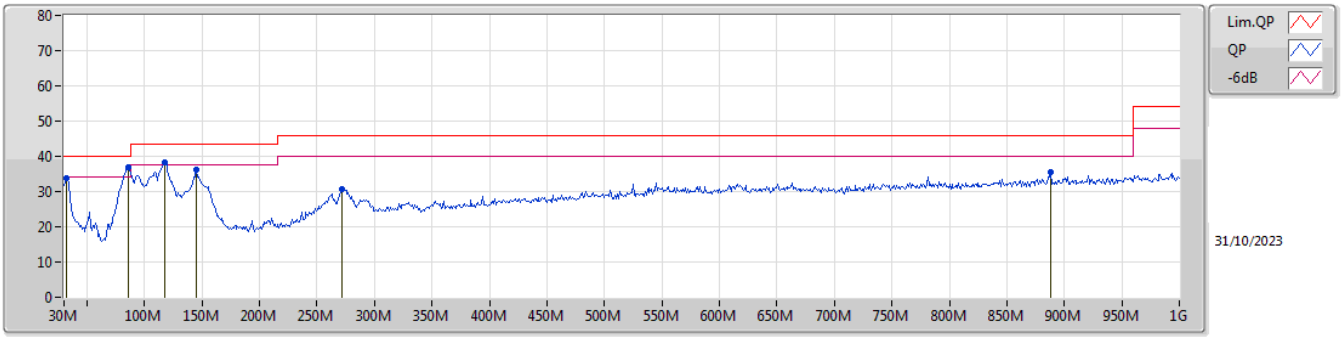

Type	Freq	Level	Limit	Margin	Factor	Dist	Condition	Azimuth	Height	Comment	Raw	AF	CL	PA
	(Hz)	(dBuV/m)	(dBuV/m)	(dB)	(dB)	(m)		(°)	(m)		(dBuV)	(dB)	(dB)	(dB)
PK	31.94M	33.86	40.00	-6.14	-3.66	3	Vertical	117	1.00	-	37.52	24.00	0.85	28.51
PK	86.26M	36.95	40.00	-3.05	-13.19	3	Vertical	101	1.25	"Worst"	50.14	14.09	1.30	28.58
PK	117.3M	38.15	43.50	-5.35	-8.91	3	Vertical	89	1.00	-	47.06	18.03	1.50	28.44
PK	145.43M	36.11	43.50	-7.39	-9.87	3	Vertical	0	1.50	-	45.98	16.79	1.67	28.33
PK	271.53M	30.62	46.00	-15.38	-6.96	3	Vertical	360	1.25	-	37.58	18.65	2.28	27.89
PK	888.45M	35.35	46.00	-10.65	1.78	3	Vertical	0	1.50	-	33.57	26.43	4.18	28.83

Mode 1

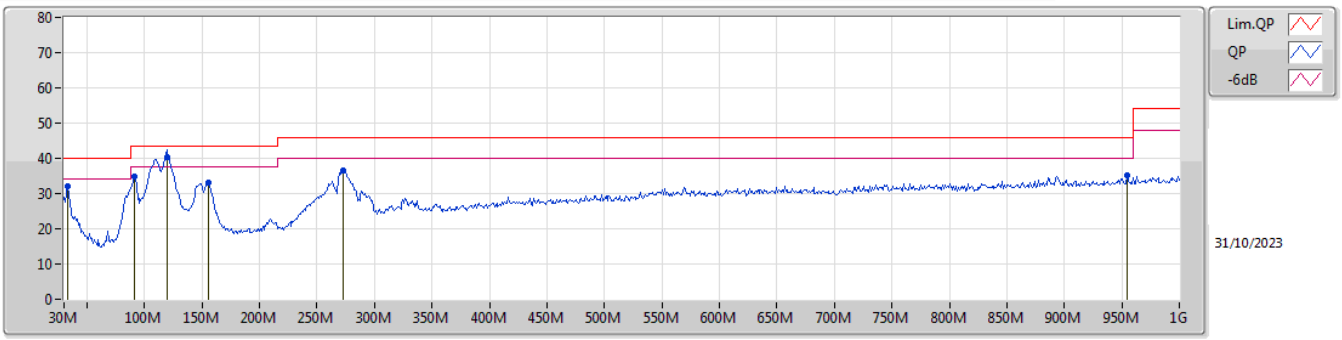

Type	Freq	Level	Limit	Margin	Factor	Dist	Condition	Azimuth	Height	Comment	Raw	AF	CL	PA
	(Hz)	(dBuV/m)	(dBuV/m)	(dB)	(dB)	(m)		(°)	(m)		(dBuV)	(dB)	(dB)	(dB)
PK	32.91M	32.13	40.00	-7.87	-4.30	3	Horizontal	348	3.00	-	36.43	23.36	0.85	28.51
PK	91.11M	34.67	43.50	-8.83	-12.14	3	Horizontal	243	3.00	-	46.81	15.06	1.33	28.53
QP	119.24M	40.49	43.50	-3.01	-8.82	3	Horizontal	86	3.00	"Worst"	49.31	18.10	1.52	28.44
PK	155.13M	33.20	43.50	-10.30	-10.46	3	Horizontal	85	2.00	-	43.66	16.17	1.69	28.32
PK	272.5M	36.61	46.00	-9.39	-6.97	3	Horizontal	99	1.00	-	43.58	18.64	2.28	27.89
PK	954.41M	35.28	46.00	-10.72	2.61	3	Horizontal	6	1.25	-	32.67	26.91	4.26	28.56

Summary

Mode	Result	F-Start (Hz)	F-Stop (Hz)	Type	EIRP (dBm)	Psum (dBm)	P1 (dBm)	Limit (dBm)	Margin (dB)	DG (dBi)
5.925-6.425GHz	-	-	-	-	-	-	-	-	-	-
802.11ax HEW20_Nss1,(MCS0)_1TX	Pass	1G	8G	AV	-61.06	-64.44	-64.44	-41.20	-19.86	3.38
802.11ax HEW40_Nss1,(MCS0)_1TX	Pass	1G	8G	AV	-61.60	-64.98	-64.98	-41.20	-20.40	3.38
802.11ax HEW80_Nss1,(MCS0)_1TX	Pass	1G	8G	AV	-61.38	-64.76	-64.76	-41.20	-20.18	3.38
802.11ax HEW160_Nss1,(MCS0)_1TX	Pass	1G	8G	AV	-62.52	-65.90	-65.90	-41.20	-21.32	3.38
6.525-6.875GHz	-	-	-	-	-	-	-	-	-	-
802.11ax HEW20_Nss1,(MCS0)_1TX	Pass	1G	8G	AV	-59.85	-65.66	-65.66	-41.20	-18.65	5.81
802.11ax HEW40_Nss1,(MCS0)_1TX	Pass	1G	8G	AV	-59.97	-65.78	-65.78	-41.20	-18.77	5.81
802.11ax HEW80_Nss1,(MCS0)_1TX	Pass	1G	8G	AV	-60.22	-66.03	-66.03	-41.20	-19.02	5.81
802.11ax HEW160_Nss1,(MCS0)_1TX	Pass	1G	8G	AV	-60.09	-65.90	-65.90	-41.20	-18.89	5.81

DG = Directional Gain ; PX=Port X; Psum=P1+P2+...PX

Result

Mode	Result	F-Start (Hz)	F-Stop (Hz)	Type	Freq (Hz)	DG (dBi)	P1 (dBm)	Psum (dBm)	EIRP (dBm)	Limit (dBm)	Margin (dB)
802.11ax HEW20_Nss1,(MCS0)_1TX	-	-	-	-	-	-	-	-	-	-	-
5955MHz	Pass	1G	8G	AV	5.38725G	3.38	-67.15	-67.15	-63.77	-41.20	-22.57
5955MHz	Pass	1G	8G	AV	7.2965G	3.38	-65.66	-65.66	-62.28	-41.20	-21.08
5955MHz	Pass	1G	8G	PK	5.004G	3.38	-57.90	-57.90	-54.52	-21.20	-33.32
5955MHz	Pass	1G	8G	PK	7.27725G	3.38	-57.66	-57.66	-54.28	-21.20	-33.08
6195MHz	Pass	1G	8G	AV	5.354G	3.38	-67.28	-67.28	-63.90	-41.20	-22.70
6195MHz	Pass	1G	8G	AV	7.2965G	3.38	-64.87	-64.87	-61.49	-41.20	-20.29
6195MHz	Pass	1G	8G	PK	5.42925G	3.38	-58.54	-58.54	-55.16	-21.20	-33.96
6195MHz	Pass	1G	8G	PK	7.33763G	3.38	-56.26	-56.26	-52.88	-21.20	-31.68
6415MHz	Pass	1G	8G	AV	5.109G	3.38	-67.30	-67.30	-63.92	-41.20	-22.72
6415MHz	Pass	1G	8G	AV	7.2965G	3.38	-64.44	-64.44	-61.06	-41.20	-19.86
6415MHz	Pass	1G	8G	PK	5.018G	3.38	-59.04	-59.04	-55.66	-21.20	-34.46
6415MHz	Pass	1G	8G	PK	7.30613G	3.38	-57.18	-57.18	-53.80	-21.20	-32.60
6535MHz	Pass	1G	8G	AV	5.40213G	5.81	-66.97	-66.97	-61.16	-41.20	-19.96
6535MHz	Pass	1G	8G	AV	7.2965G	5.81	-65.66	-65.66	-59.85	-41.20	-18.65
6535MHz	Pass	1G	8G	PK	5.10725G	5.81	-58.71	-58.71	-52.90	-21.20	-31.70
6535MHz	Pass	1G	8G	PK	7.3245G	5.81	-57.72	-57.72	-51.91	-21.20	-30.71
6695MHz	Pass	1G	8G	AV	5.3925G	5.81	-67.38	-67.38	-61.57	-41.20	-20.37
6695MHz	Pass	1G	8G	AV	7.2965G	5.81	-66.15	-66.15	-60.34	-41.20	-19.14
6695MHz	Pass	1G	8G	PK	5.36713G	5.81	-59.21	-59.21	-53.40	-21.20	-32.20
6695MHz	Pass	1G	8G	PK	7.356G	5.81	-57.66	-57.66	-51.85	-21.20	-30.65
6855MHz	Pass	1G	8G	AV	5.06088G	5.81	-67.17	-67.17	-61.36	-41.20	-20.16
6855MHz	Pass	1G	8G	AV	7.2965G	5.81	-66.03	-66.03	-60.22	-41.20	-19.02
6855MHz	Pass	1G	8G	PK	5.03463G	5.81	-59.01	-59.01	-53.20	-21.20	-32.00
6855MHz	Pass	1G	8G	PK	7.33588G	5.81	-58.13	-58.13	-52.32	-21.20	-31.12
802.11ax HEW40_Nss1,(MCS0)_1TX	-	-	-	-	-	-	-	-	-	-	-
5965MHz	Pass	1G	8G	AV	5.37675G	3.38	-67.18	-67.18	-63.80	-41.20	-22.60
5965MHz	Pass	1G	8G	AV	7.2965G	3.38	-64.98	-64.98	-61.60	-41.20	-20.40
5965MHz	Pass	1G	8G	PK	5.396G	3.38	-57.38	-57.38	-54.00	-21.20	-32.80
5965MHz	Pass	1G	8G	PK	7.25013G	3.38	-57.41	-57.41	-54.03	-21.20	-32.83
6205MHz	Pass	1G	8G	AV	5.35313G	3.38	-67.29	-67.29	-63.91	-41.20	-22.71
6205MHz	Pass	1G	8G	AV	7.2965G	3.38	-65.54	-65.54	-62.16	-41.20	-20.96
6205MHz	Pass	1G	8G	PK	5.38725G	3.38	-58.64	-58.64	-55.26	-21.20	-34.06
6205MHz	Pass	1G	8G	PK	7.51963G	3.38	-57.57	-57.57	-54.19	-21.20	-32.99
6405MHz	Pass	1G	8G	AV	5.42925G	3.38	-67.16	-67.16	-63.78	-41.20	-22.58
6405MHz	Pass	1G	8G	AV	7.2965G	3.38	-65.78	-65.78	-62.40	-41.20	-21.20
6405MHz	Pass	1G	8G	PK	4.16575G	3.38	-57.98	-57.98	-54.60	-21.20	-33.40
6405MHz	Pass	1G	8G	PK	5.403G	3.38	-58.28	-58.28	-54.90	-21.20	-33.70
6405MHz	Pass	1G	8G	PK	7.32363G	3.38	-58.59	-58.59	-55.21	-21.20	-34.01
6565MHz	Pass	1G	8G	AV	5.36888G	5.81	-67.00	-67.00	-61.19	-41.20	-19.99
6565MHz	Pass	1G	8G	AV	7.2965G	5.81	-66.03	-66.03	-60.22	-41.20	-19.02
6565MHz	Pass	1G	8G	PK	4.12288G	5.81	-57.58	-57.58	-51.77	-21.20	-30.57
6565MHz	Pass	1G	8G	PK	5.42488G	5.81	-57.98	-57.98	-52.17	-21.20	-30.97
6565MHz	Pass	1G	8G	PK	7.30613G	5.81	-58.28	-58.28	-52.47	-21.20	-31.27
6685MHz	Pass	1G	8G	AV	5.43275G	5.81	-67.19	-67.19	-61.38	-41.20	-20.18
6685MHz	Pass	1G	8G	AV	7.29563G	5.81	-65.92	-65.92	-60.11	-41.20	-18.91
6685MHz	Pass	1G	8G	PK	5.42138G	5.81	-57.59	-57.59	-51.78	-21.20	-30.58
6685MHz	Pass	1G	8G	PK	7.27288G	5.81	-57.60	-57.60	-51.79	-21.20	-30.59
6845MHz	Pass	1G	8G	AV	5.09675G	5.81	-67.23	-67.23	-61.42	-41.20	-20.22
6845MHz	Pass	1G	8G	AV	7.2965G	5.81	-65.78	-65.78	-59.97	-41.20	-18.77
6845MHz	Pass	1G	8G	PK	5.35138G	5.81	-58.39	-58.39	-52.58	-21.20	-31.38
6845MHz	Pass	1G	8G	PK	7.25013G	5.81	-58.97	-58.97	-53.16	-21.20	-31.96
802.11ax HEW80_Nss1,(MCS0)_1TX	-	-	-	-	-	-	-	-	-	-	-
5985MHz	Pass	1G	8G	AV	5.36275G	3.38	-66.82	-66.82	-63.44	-41.20	-22.24
5985MHz	Pass	1G	8G	AV	7.2965G	3.38	-65.43	-65.43	-62.05	-41.20	-20.85
5985MHz	Pass	1G	8G	PK	5.38113G	3.38	-58.18	-58.18	-54.80	-21.20	-33.60
5985MHz	Pass	1G	8G	PK	7.342G	3.38	-58.06	-58.06	-54.68	-21.20	-33.48
6225MHz	Pass	1G	8G	AV	5.38113G	3.38	-67.38	-67.38	-64.00	-41.20	-22.80
6225MHz	Pass	1G	8G	AV	7.2965G	3.38	-65.31	-65.31	-61.93	-41.20	-20.73
6225MHz	Pass	1G	8G	PK	5.42663G	3.38	-58.76	-58.76	-55.38	-21.20	-34.18
6225MHz	Pass	1G	8G	PK	7.29038G	3.38	-57.22	-57.22	-53.84	-21.20	-32.64
6385MHz	Pass	1G	8G	AV	5.41G	3.38	-67.21	-67.21	-63.83	-41.20	-22.63
6385MHz	Pass	1G	8G	AV	7.2965G	3.38	-64.76	-64.76	-61.38	-41.20	-20.18
6385MHz	Pass	1G	8G	PK	5.41613G	3.38	-58.83	-58.83	-55.45	-21.20	-34.25
6385MHz	Pass	1G	8G	PK	7.26238G	3.38	-58.00	-58.00	-54.62	-21.20	-33.42
6625MHz	Pass	1G	8G	AV	5.41875G	5.81	-67.28	-67.28	-61.47	-41.20	-20.27
6625MHz	Pass	1G	8G	AV	7.29563G	5.81	-66.17	-66.17	-60.36	-41.20	-19.16
6625MHz	Pass	1G	8G	PK	5.01275G	5.81	-58.12	-58.12	-52.31	-21.20	-31.11
6625MHz	Pass	1G	8G	PK	7.258G	5.81	-58.89	-58.89	-53.08	-21.20	-31.88

Mode	Result	F-Start (Hz)	F-Stop (Hz)	Type	Freq (Hz)	DG (dBi)	P1 (dBm)	Psum (dBm)	EIRP (dBm)	Limit (dBm)	Margin (dB)
6705MHz	Pass	1G	8G	AV	5.02675G	5.81	-67.24	-67.24	-61.43	-41.20	-20.23
6705MHz	Pass	1G	8G	AV	7.29563G	5.81	-66.17	-66.17	-60.36	-41.20	-19.16
6705MHz	Pass	1G	8G	PK	5.43275G	5.81	-58.89	-58.89	-53.08	-21.20	-31.88
6705MHz	Pass	1G	8G	PK	7.29213G	5.81	-58.03	-58.03	-52.22	-21.20	-31.02
6785MHz	Pass	1G	8G	AV	5.37763G	5.81	-67.18	-67.18	-61.37	-41.20	-20.17
6785MHz	Pass	1G	8G	AV	7.2965G	5.81	-66.03	-66.03	-60.22	-41.20	-19.02
6785MHz	Pass	1G	8G	PK	5.07488G	5.81	-58.21	-58.21	-52.40	-21.20	-31.20
6785MHz	Pass	1G	8G	PK	7.28163G	5.81	-58.30	-58.30	-52.49	-21.20	-31.29
802.11ax HEW160_Nss1,(MCS0)_1TX	-	-	-	-	-	-	-	-	-	-	-
6025MHz	Pass	1G	8G	AV	5.35575G	3.38	-67.27	-67.27	-63.89	-41.20	-22.69
6025MHz	Pass	1G	8G	AV	7.2965G	3.38	-66.03	-66.03	-62.65	-41.20	-21.45
6025MHz	Pass	1G	8G	PK	5.1265G	3.38	-59.08	-59.08	-55.70	-21.20	-34.50
6025MHz	Pass	1G	8G	PK	7.39713G	3.38	-57.92	-57.92	-54.54	-21.20	-33.34
6185MHz	Pass	1G	8G	AV	5.03113G	3.38	-67.23	-67.23	-63.85	-41.20	-22.65
6185MHz	Pass	1G	8G	AV	7.2965G	3.38	-65.90	-65.90	-62.52	-41.20	-21.32
6185MHz	Pass	1G	8G	PK	5.375G	3.38	-58.52	-58.52	-55.14	-21.20	-33.94
6185MHz	Pass	1G	8G	PK	7.31138G	3.38	-57.03	-57.03	-53.65	-21.20	-32.45
6345MHz	Pass	1G	8G	AV	5.45725G	3.38	-67.06	-67.06	-63.68	-41.20	-22.48
6345MHz	Pass	1G	8G	AV	7.2965G	3.38	-66.15	-66.15	-62.77	-41.20	-21.57
6345MHz	Pass	1G	8G	PK	5.3995G	3.38	-58.50	-58.50	-55.12	-21.20	-33.92
6345MHz	Pass	1G	8G	PK	7.72613G	3.38	-58.44	-58.44	-55.06	-21.20	-33.86
6665MHz	Pass	1G	8G	AV	5.41438G	5.81	-67.25	-67.25	-61.44	-41.20	-20.24
6665MHz	Pass	1G	8G	AV	7.2965G	5.81	-65.90	-65.90	-60.09	-41.20	-18.89
6665MHz	Pass	1G	8G	PK	5.368G	5.81	-58.39	-58.39	-52.58	-21.20	-31.38
6665MHz	Pass	1G	8G	PK	7.29825G	5.81	-59.02	-59.02	-53.21	-21.20	-32.01

DG = Directional Gain ; PX=Port X; Psum=P1+P2+...PX

5.925-6.425GHz_802.11ax HEW20_Nss1,(MCS0)_1TX **CSE Other [PK]**

5955MHz

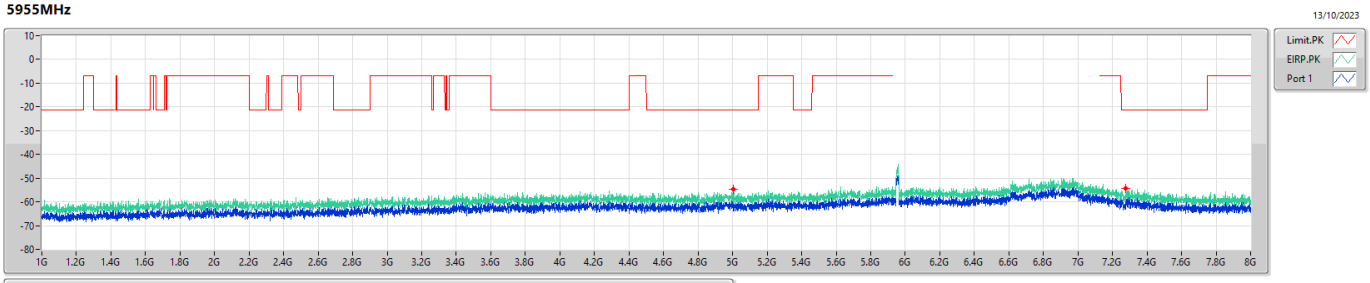

F-Start(Hz)	F-Stop(Hz)	RBW(Hz)	Type	Freq(Hz)	EIRP(dBm)	Limit(dBm)	Margin(dB)	DG(dBi)	Refl(dB)	Psum(dBm)	P1(dBm)
1G	8G	1M	PK	5.004G	-54.52	-21.20	-33.32	3.38	0.00	-57.90	-57.90
1G	8G	1M	PK	7.27725G	-54.28	-21.20	-33.08	3.38	0.00	-57.66	-57.66

5.925-6.425GHz_802.11ax HEW20_Nss1,(MCS0)_1TX **CSE Other [AV]**

5955MHz

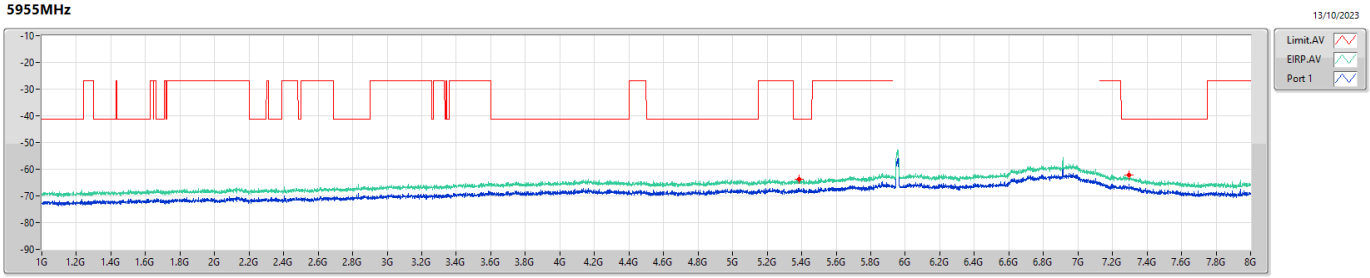

F-Start(Hz)	F-Stop(Hz)	RBW(Hz)	Type	Freq(Hz)	EIRP(dBm)	Limit(dBm)	Margin(dB)	DG(dBi)	Refl(dB)	Psum(dBm)	P1(dBm)
1G	8G	1M	AV	5.38725G	-63.77	-41.20	-22.57	3.38	0.00	-67.15	-67.15
1G	8G	1M	AV	7.2965G	-62.28	-41.20	-21.08	3.38	0.00	-65.66	-65.66

5.925-6.425GHz_802.11ax HEW20_Nss1,(MCS0)_1TX **CSE Other [PK]**

6195MHz

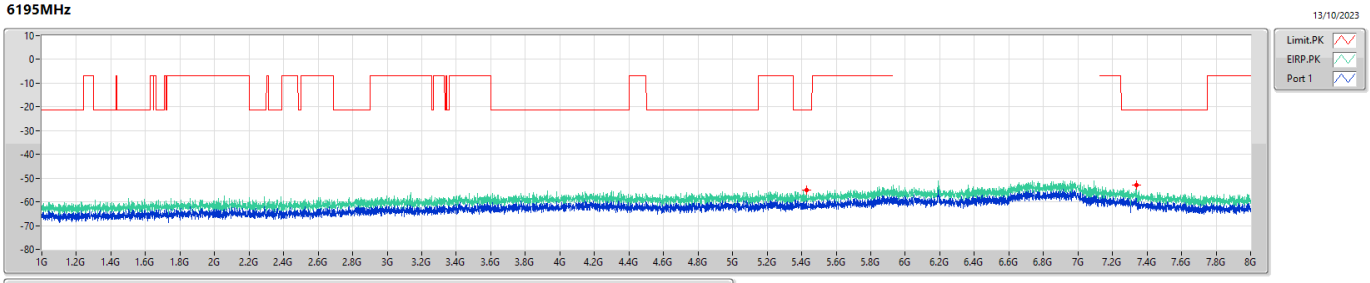

F-Start(Hz)	F-Stop(Hz)	RBW(Hz)	Type	Freq(Hz)	EIRP(dBm)	Limit(dBm)	Margin(dB)	DG(dBi)	Refl(dB)	Psum(dBm)	P1(dBm)
1G	8G	1M	PK	5.42925G	-55.16	-21.20	-33.96	3.38	0.00	-58.54	-58.54
1G	8G	1M	PK	7.33763G	-52.88	-21.20	-31.68	3.38	0.00	-56.26	-56.26

5.925-6.425GHz_802.11ax HEW20_Nss1,(MCS0)_1TX **CSE Other [AV]**

6195MHz

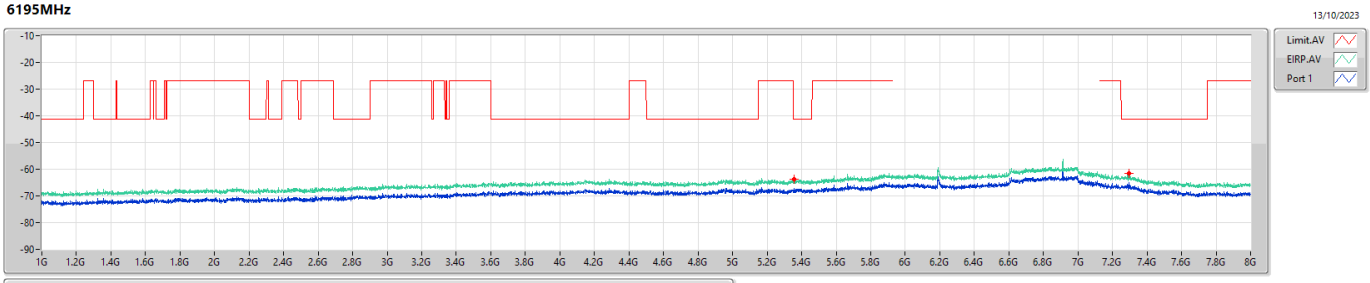

F-Start(Hz)	F-Stop(Hz)	RBW(Hz)	Type	Freq(Hz)	EIRP(dBm)	Limit(dBm)	Margin(dB)	DG(dBi)	Refl(dB)	Psum(dBm)	P1(dBm)
1G	8G	1M	AV	5.354G	-63.90	-41.20	-22.70	3.38	0.00	-67.28	-67.28
1G	8G	1M	AV	7.2965G	-61.49	-41.20	-20.29	3.38	0.00	-64.87	-64.87

5.925-6.425GHz_802.11ax HEW20_Nss1,(MCS0)_1TX **CSE Other [PK]**

6415MHz

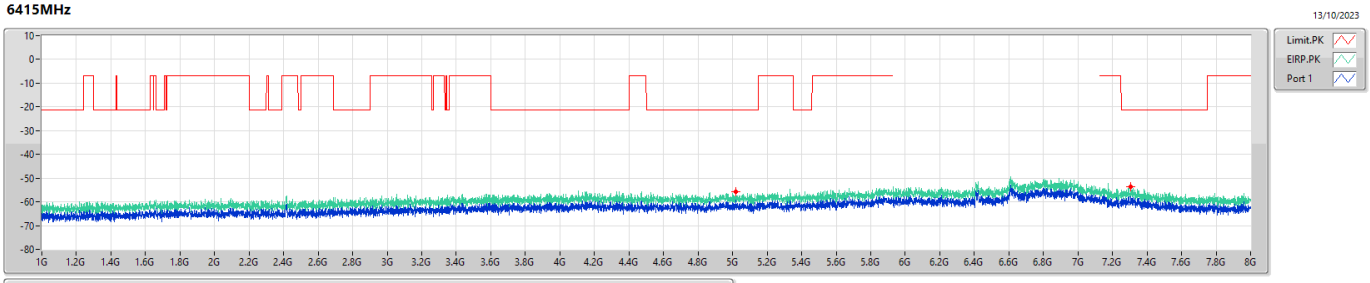

F-Start(Hz)	F-Stop(Hz)	RBW(Hz)	Type	Freq(Hz)	EIRP(dBm)	Limit(dBm)	Margin(dB)	DG(dBi)	Refl(dB)	Psum(dBm)	P1(dBm)
1G	8G	1M	PK	5.018G	-55.66	-21.20	-34.46	3.38	0.00	-59.04	-59.04
1G	8G	1M	PK	7.30613G	-53.80	-21.20	-32.60	3.38	0.00	-57.18	-57.18

5.925-6.425GHz_802.11ax HEW20_Nss1,(MCS0)_1TX **CSE Other [AV]**

6415MHz

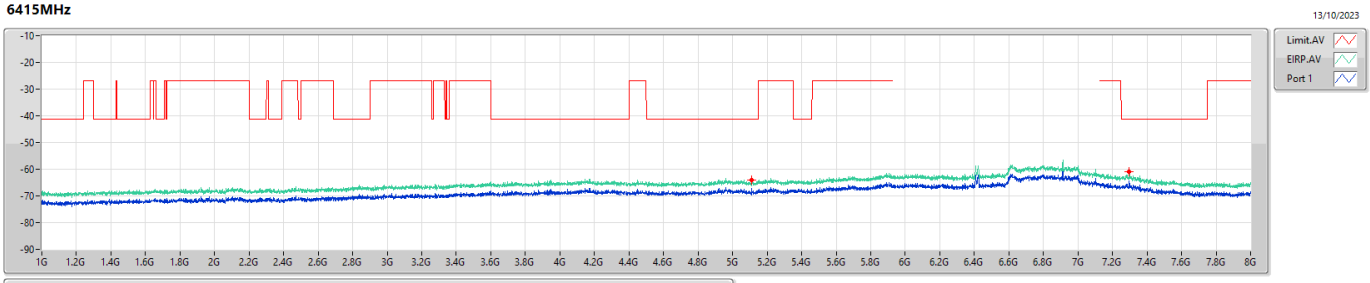

F-Start(Hz)	F-Stop(Hz)	RBW(Hz)	Type	Freq(Hz)	EIRP(dBm)	Limit(dBm)	Margin(dB)	DG(dBi)	Refl(dB)	Psum(dBm)	P1(dBm)
1G	8G	1M	AV	5.109G	-63.92	-41.20	-22.72	3.38	0.00	-67.30	-67.30
1G	8G	1M	AV	7.2965G	-61.06	-41.20	-19.86	3.38	0.00	-64.44	-64.44

6.525-6.875GHz_802.11ax HEW20_Nss1,(MCS0)_1TX **CSE Other [PK]**

6535MHz

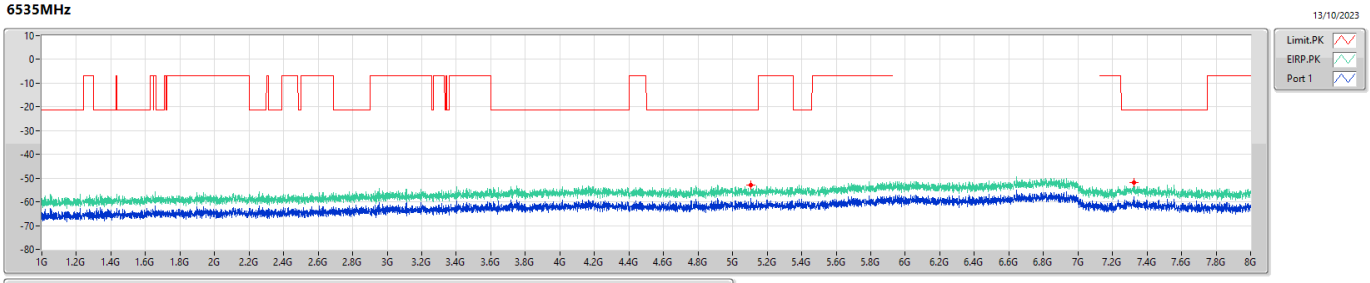

F-Start(Hz)	F-Stop(Hz)	RBW(Hz)	Type	Freq(Hz)	EIRP(dBm)	Limit(dBm)	Margin(dB)	DG(dBi)	Refl(dB)	Psum(dBm)	P1(dBm)
1G	8G	1M	PK	5.10725G	-52.90	-21.20	-31.70	5.81	0.00	-58.71	-58.71
1G	8G	1M	PK	7.3245G	-51.91	-21.20	-30.71	5.81	0.00	-57.72	-57.72

6.525-6.875GHz_802.11ax HEW20_Nss1,(MCS0)_1TX **CSE Other [AV]**

6535MHz

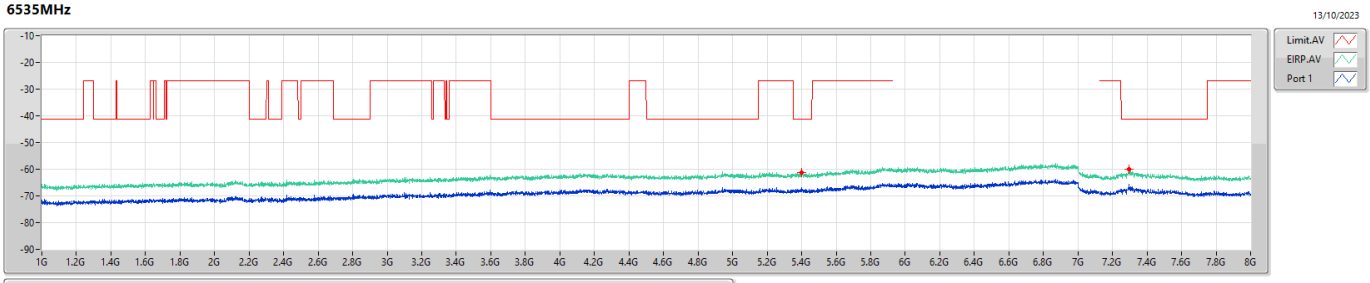

F-Start(Hz)	F-Stop(Hz)	RBW(Hz)	Type	Freq(Hz)	EIRP(dBm)	Limit(dBm)	Margin(dB)	DG(dBi)	Refl(dB)	Psum(dBm)	P1(dBm)
1G	8G	1M	AV	5.40213G	-61.16	-41.20	-19.96	5.81	0.00	-66.97	-66.97
1G	8G	1M	AV	7.2965G	-59.85	-41.20	-18.65	5.81	0.00	-65.66	-65.66

6.525-6.875GHz_802.11ax HEW20_Nss1,(MCS0)_1TX **CSE Other [PK]**

6695MHz

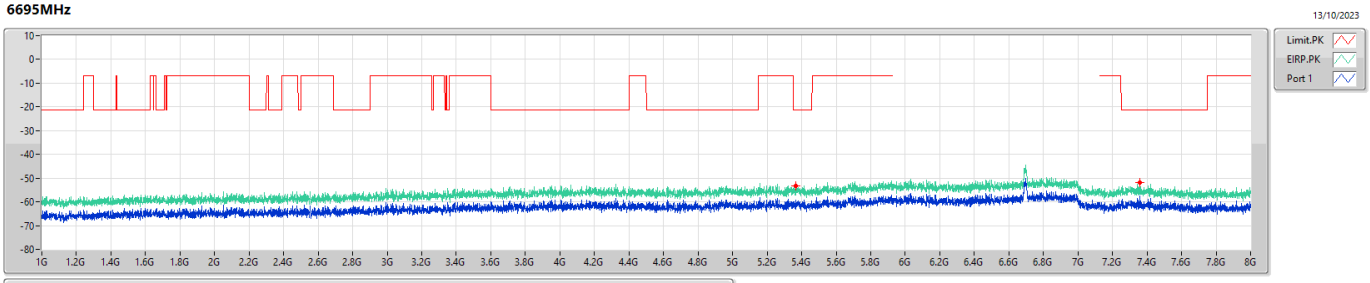

F-Start(Hz)	F-Stop(Hz)	RBW(Hz)	Type	Freq(Hz)	EIRP(dBm)	Limit(dBm)	Margin(dB)	DG(dBi)	Refl(dB)	Psum(dBm)	P1(dBm)
1G	8G	1M	PK	5.36713G	-53.40	-21.20	-32.20	5.81	0.00	-59.21	-59.21
1G	8G	1M	PK	7.356G	-51.85	-21.20	-30.65	5.81	0.00	-57.66	-57.66

6.525-6.875GHz_802.11ax HEW20_Nss1,(MCS0)_1TX **CSE Other [AV]**

6695MHz

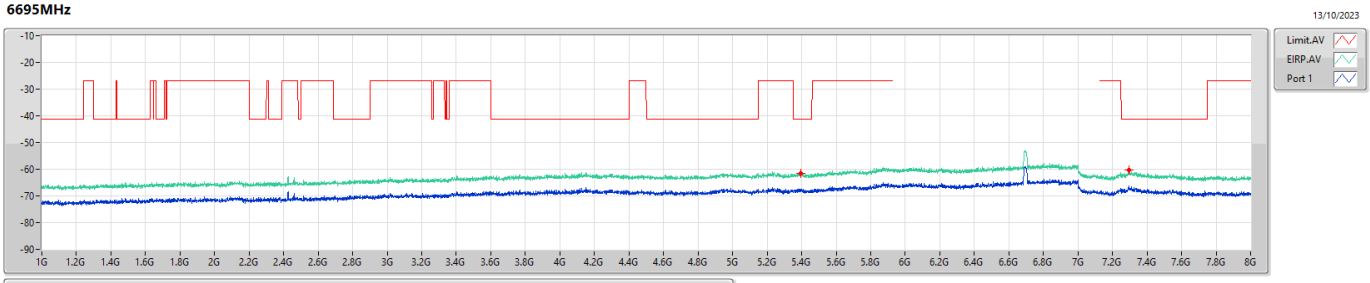

F-Start(Hz)	F-Stop(Hz)	RBW(Hz)	Type	Freq(Hz)	EIRP(dBm)	Limit(dBm)	Margin(dB)	DG(dBi)	Refl(dB)	Psum(dBm)	P1(dBm)
1G	8G	1M	AV	5.3925G	-61.57	-41.20	-20.37	5.81	0.00	-67.38	-67.38
1G	8G	1M	AV	7.2965G	-60.34	-41.20	-19.14	5.81	0.00	-66.15	-66.15

6.525-6.875GHz_802.11ax HEW20_Nss1,(MCS0)_1TX **CSE Other [PK]**

6855MHz

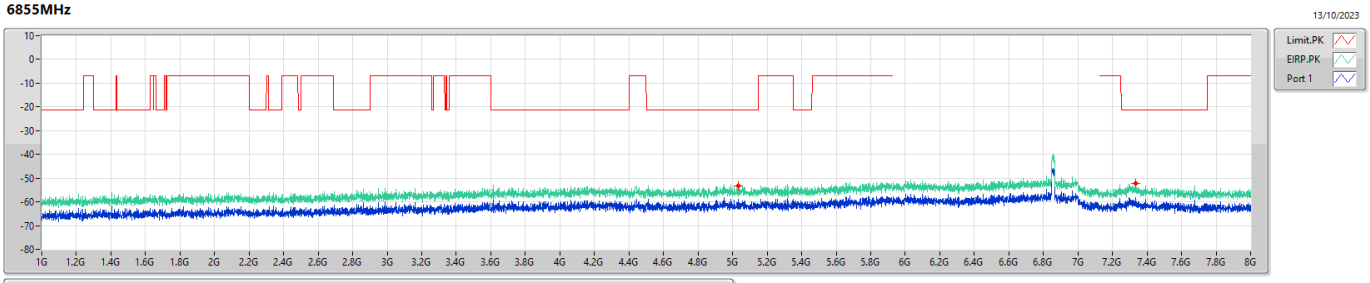

F-Start(Hz)	F-Stop(Hz)	RBW(Hz)	Type	Freq(Hz)	EIRP(dBm)	Limit(dBm)	Margin(dB)	DG(dBi)	Refl(dB)	Psum(dBm)	P1(dBm)
1G	8G	1M	PK	5.03463G	-53.20	-21.20	-32.00	5.81	0.00	-59.01	-59.01
1G	8G	1M	PK	7.33588G	-52.32	-21.20	-31.12	5.81	0.00	-58.13	-58.13

6.525-6.875GHz_802.11ax HEW20_Nss1,(MCS0)_1TX **CSE Other [AV]**

6855MHz

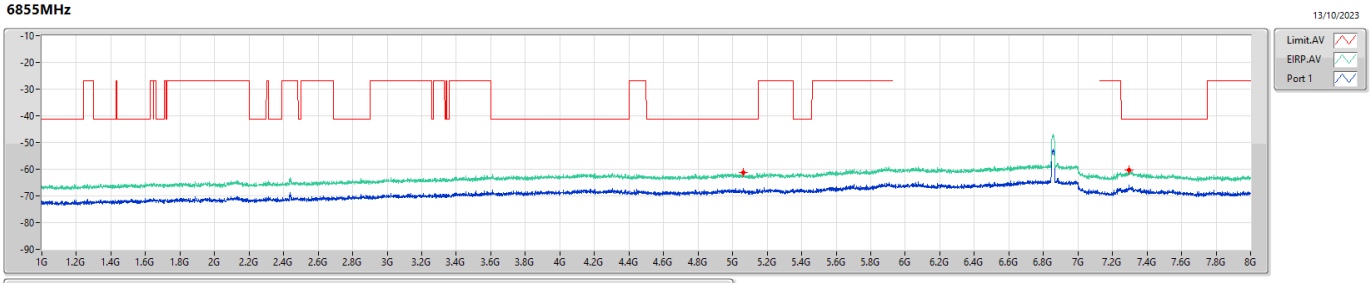

F-Start(Hz)	F-Stop(Hz)	RBW(Hz)	Type	Freq(Hz)	EIRP(dBm)	Limit(dBm)	Margin(dB)	DG(dBi)	Refl(dB)	Psum(dBm)	P1(dBm)
1G	8G	1M	AV	5.06088G	-61.36	-41.20	-20.16	5.81	0.00	-67.17	-67.17
1G	8G	1M	AV	7.2965G	-60.22	-41.20	-19.02	5.81	0.00	-66.03	-66.03

5.925-6.425GHz_802.11ax HEW40_Nss1,(MCS0)_1TX **CSE Other [PK]**

5965MHz

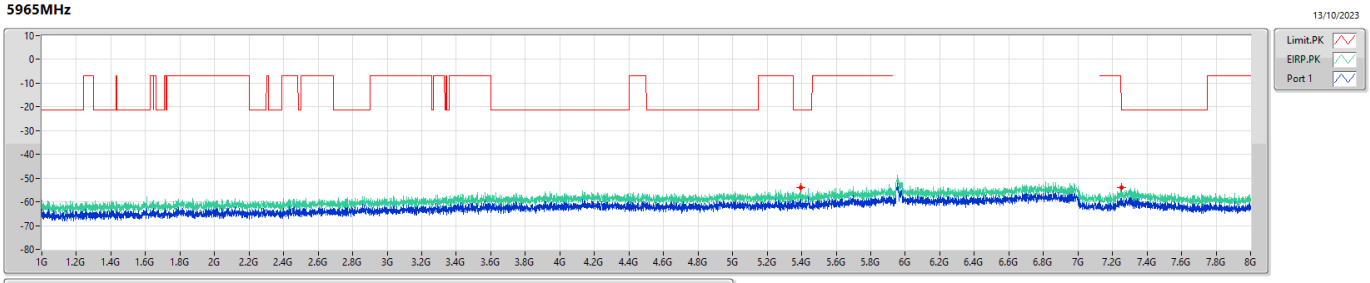

F-Start(Hz)	F-Stop(Hz)	RBW(Hz)	Type	Freq(Hz)	EIRP(dBm)	Limit(dBm)	Margin(dB)	DG(dBi)	Refl(dB)	Psum(dBm)	P1(dBm)
1G	8G	1M	PK	5.396G	-54.00	-21.20	-32.80	3.38	0.00	-57.38	-57.38
1G	8G	1M	PK	7.25013G	-54.03	-21.20	-32.83	3.38	0.00	-57.41	-57.41

5.925-6.425GHz_802.11ax HEW40_Nss1,(MCS0)_1TX **CSE Other [AV]**

5965MHz

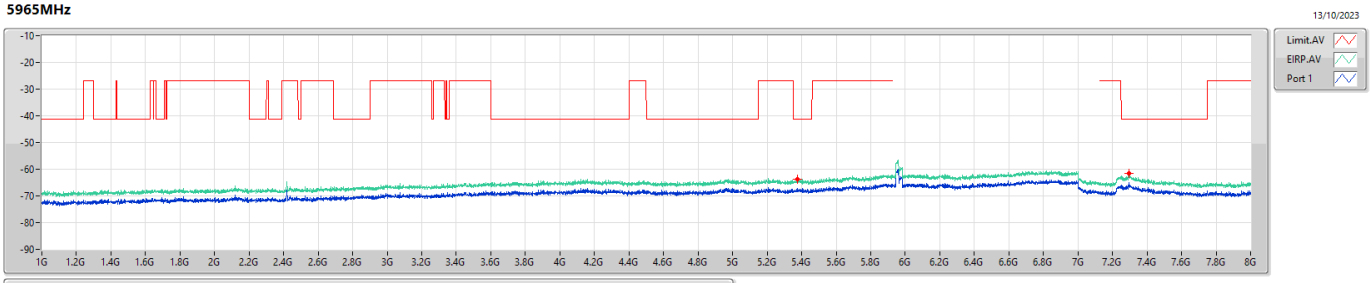

F-Start(Hz)	F-Stop(Hz)	RBW(Hz)	Type	Freq(Hz)	EIRP(dBm)	Limit(dBm)	Margin(dB)	DG(dBi)	Refl(dB)	Psum(dBm)	P1(dBm)
1G	8G	1M	AV	5.37675G	-63.80	-41.20	-22.60	3.38	0.00	-67.18	-67.18
1G	8G	1M	AV	7.2965G	-61.60	-41.20	-20.40	3.38	0.00	-64.98	-64.98

5.925-6.425GHz_802.11ax HEW40_Nss1,(MCS0)_1TX **CSE Other [PK]**

6205MHz

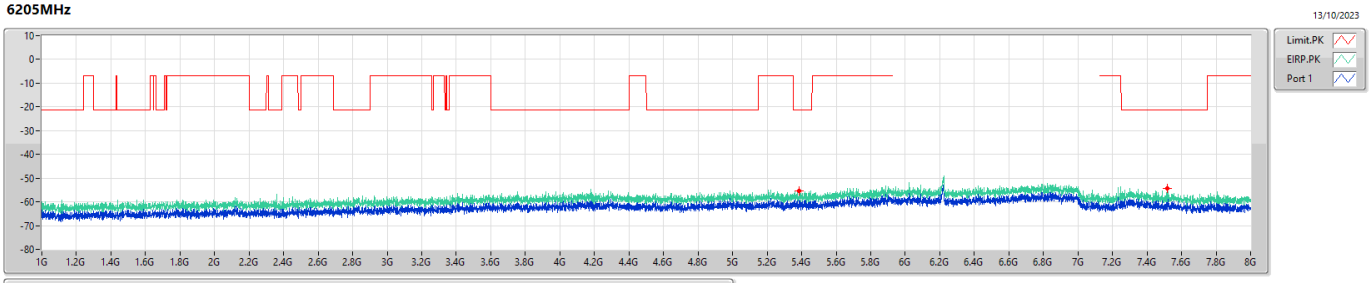

F-Start(Hz)	F-Stop(Hz)	RBW(Hz)	Type	Freq(Hz)	EIRP(dBm)	Limit(dBm)	Margin(dB)	DG(dBi)	Refl(dB)	Psum(dBm)	P1(dBm)
1G	8G	1M	PK	5.38725G	-55.26	-21.20	-34.06	3.38	0.00	-58.64	-58.64
1G	8G	1M	PK	7.51963G	-54.19	-21.20	-32.99	3.38	0.00	-57.57	-57.57

5.925-6.425GHz_802.11ax HEW40_Nss1,(MCS0)_1TX **CSE Other [AV]**

6205MHz

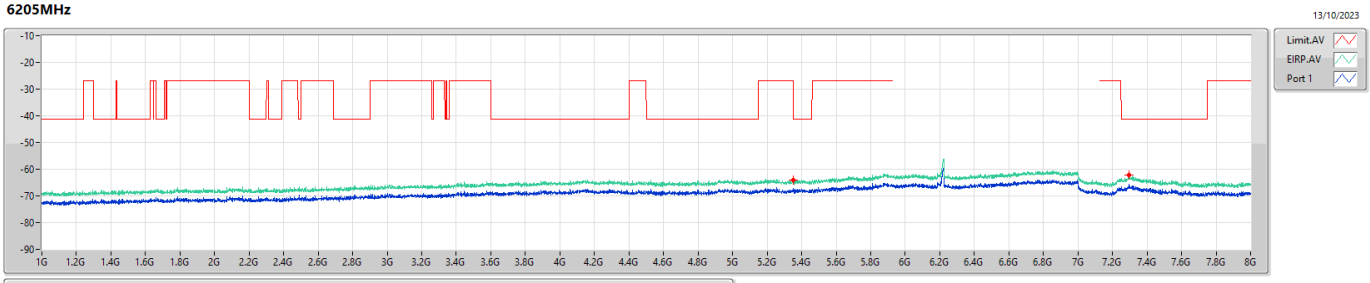

F-Start(Hz)	F-Stop(Hz)	RBW(Hz)	Type	Freq(Hz)	EIRP(dBm)	Limit(dBm)	Margin(dB)	DG(dBi)	Refl(dB)	Psum(dBm)	P1(dBm)
1G	8G	1M	AV	5.35313G	-63.91	-41.20	-22.71	3.38	0.00	-67.29	-67.29
1G	8G	1M	AV	7.2965G	-62.16	-41.20	-20.96	3.38	0.00	-65.54	-65.54

5.925-6.425GHz_802.11ax HEW40_Nss1,(MCS0)_1TX **CSE Other [PK]**

6405MHz

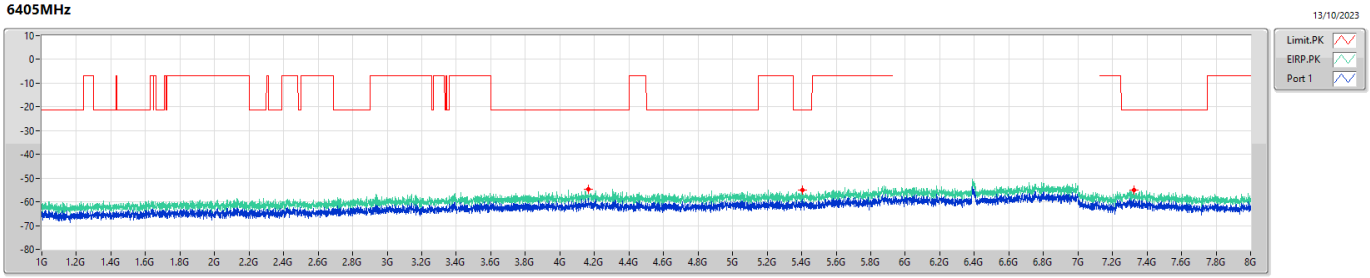

F-Start(Hz)	F-Stop(Hz)	RBW(Hz)	Type	Freq(Hz)	EIRP(dBm)	Limit(dBm)	Margin(dB)	DG(dBi)	Refl(dB)	Psum(dBm)	P1(dBm)
1G	8G	1M	PK	4.16575G	-54.60	-21.20	-33.40	3.38	0.00	-57.98	-57.98
1G	8G	1M	PK	5.403G	-54.90	-21.20	-33.70	3.38	0.00	-58.28	-58.28
1G	8G	1M	PK	7.32363G	-55.21	-21.20	-34.01	3.38	0.00	-58.59	-58.59

5.925-6.425GHz_802.11ax HEW40_Nss1,(MCS0)_1TX **CSE Other [AV]**

6405MHz

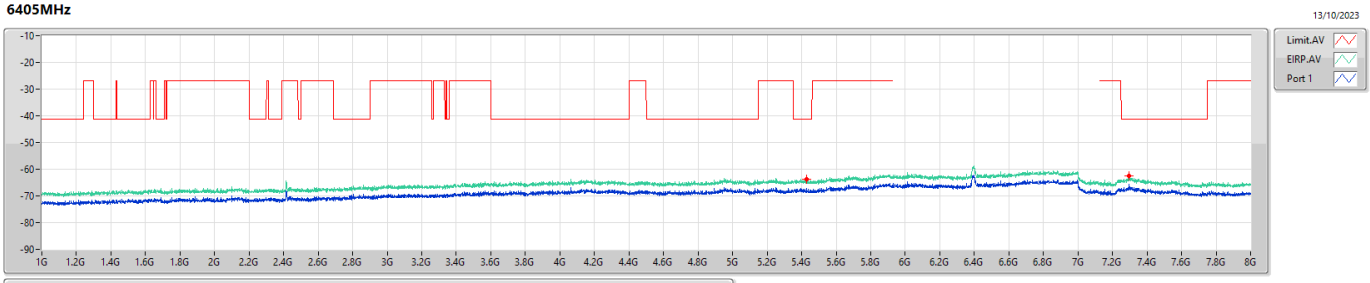

F-Start(Hz)	F-Stop(Hz)	RBW(Hz)	Type	Freq(Hz)	EIRP(dBm)	Limit(dBm)	Margin(dB)	DG(dBi)	Refl(dB)	Psum(dBm)	P1(dBm)
1G	8G	1M	AV	5.42925G	-63.78	-41.20	-22.58	3.38	0.00	-67.16	-67.16
1G	8G	1M	AV	7.2965G	-62.40	-41.20	-21.20	3.38	0.00	-65.78	-65.78

6.525-6.875GHz_802.11ax HEW40_Nss1,(MCS0)_1TX **CSE Other [PK]**

6565MHz

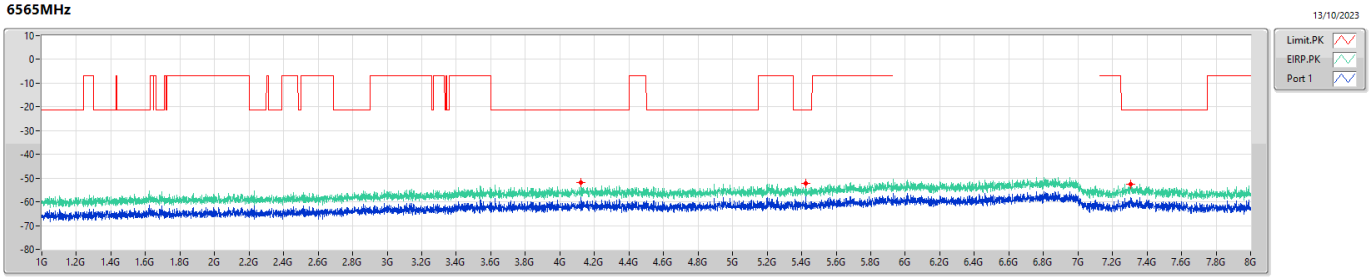

F-Start(Hz)	F-Stop(Hz)	RBW(Hz)	Type	Freq(Hz)	EIRP(dBm)	Limit(dBm)	Margin(dB)	DG(dBi)	Refl(dB)	Psum(dBm)	P1(dBm)
1G	8G	1M	PK	4.12288G	-51.77	-21.20	-30.57	5.81	0.00	-57.58	-57.58
1G	8G	1M	PK	5.42488G	-52.17	-21.20	-30.97	5.81	0.00	-57.98	-57.98
1G	8G	1M	PK	7.30613G	-52.47	-21.20	-31.27	5.81	0.00	-58.28	-58.28

6.525-6.875GHz_802.11ax HEW40_Nss1,(MCS0)_1TX **CSE Other [AV]**

6565MHz

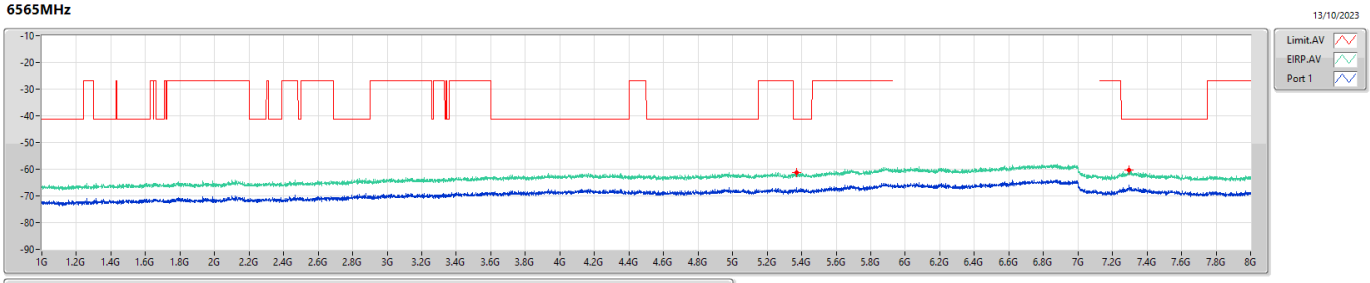

F-Start(Hz)	F-Stop(Hz)	RBW(Hz)	Type	Freq(Hz)	EIRP(dBm)	Limit(dBm)	Margin(dB)	DG(dBi)	Refl(dB)	Psum(dBm)	P1(dBm)
1G	8G	1M	AV	5.36888G	-61.19	-41.20	-19.99	5.81	0.00	-67.00	-67.00
1G	8G	1M	AV	7.2965G	-60.22	-41.20	-19.02	5.81	0.00	-66.03	-66.03

6.525-6.875GHz_802.11ax HEW40_Nss1,(MCS0)_1TX **CSE Other [PK]**

6685MHz

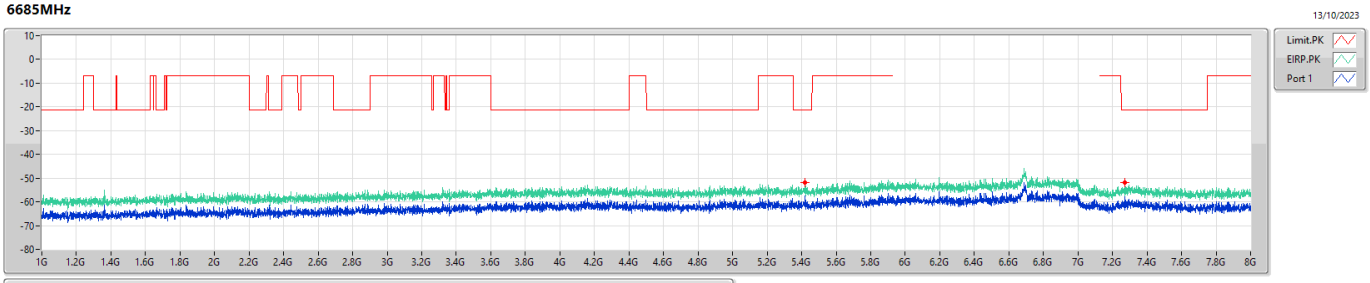

F-Start(Hz)	F-Stop(Hz)	RBW(Hz)	Type	Freq(Hz)	EIRP(dBm)	Limit(dBm)	Margin(dB)	DG(dBi)	Refl(dB)	Psum(dBm)	P1(dBm)
1G	8G	1M	PK	5.42138G	-51.78	-21.20	-30.58	5.81	0.00	-57.59	-57.59
1G	8G	1M	PK	7.27288G	-51.79	-21.20	-30.59	5.81	0.00	-57.60	-57.60

6.525-6.875GHz_802.11ax HEW40_Nss1,(MCS0)_1TX **CSE Other [AV]**

6685MHz

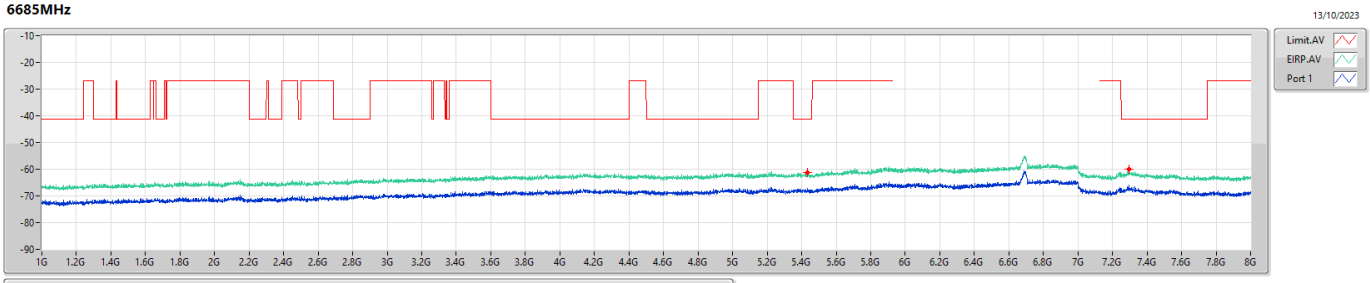

F-Start(Hz)	F-Stop(Hz)	RBW(Hz)	Type	Freq(Hz)	EIRP(dBm)	Limit(dBm)	Margin(dB)	DG(dBi)	Refl(dB)	Psum(dBm)	P1(dBm)
1G	8G	1M	AV	5.43275G	-61.38	-41.20	-20.18	5.81	0.00	-67.19	-67.19
1G	8G	1M	AV	7.29563G	-60.11	-41.20	-18.91	5.81	0.00	-65.92	-65.92

6.525-6.875GHz_802.11ax HEW40_Nss1,(MCS0)_1TX **CSE Other [PK]**

6845MHz

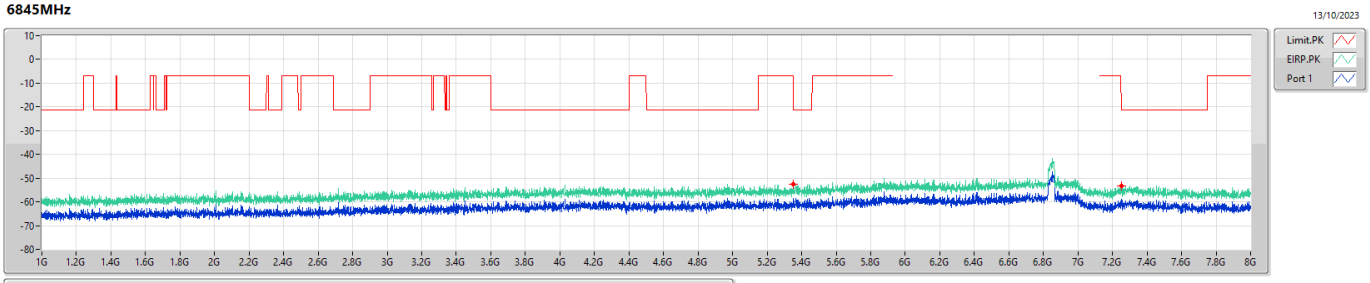

F-Start(Hz)	F-Stop(Hz)	RBW(Hz)	Type	Freq(Hz)	EIRP(dBm)	Limit(dBm)	Margin(dB)	DG(dBi)	Refl(dB)	Psum(dBm)	P1(dBm)
1G	8G	1M	PK	5.35138G	-52.58	-21.20	-31.38	5.81	0.00	-58.39	-58.39
1G	8G	1M	PK	7.25013G	-53.16	-21.20	-31.96	5.81	0.00	-58.97	-58.97

6.525-6.875GHz_802.11ax HEW40_Nss1,(MCS0)_1TX **CSE Other [AV]**

6845MHz

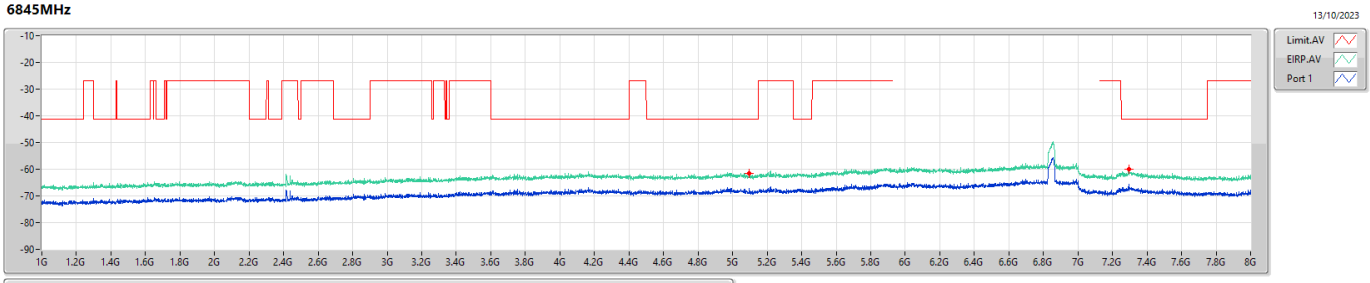

F-Start(Hz)	F-Stop(Hz)	RBW(Hz)	Type	Freq(Hz)	EIRP(dBm)	Limit(dBm)	Margin(dB)	DG(dBi)	Refl(dB)	Psum(dBm)	P1(dBm)
1G	8G	1M	AV	5.09675G	-61.42	-41.20	-20.22	5.81	0.00	-67.23	-67.23
1G	8G	1M	AV	7.2965G	-59.97	-41.20	-18.77	5.81	0.00	-65.78	-65.78

5.925-6.425GHz_802.11ax HEW80_Nss1,(MCS0)_1TX **CSE Other [PK]**

5985MHz

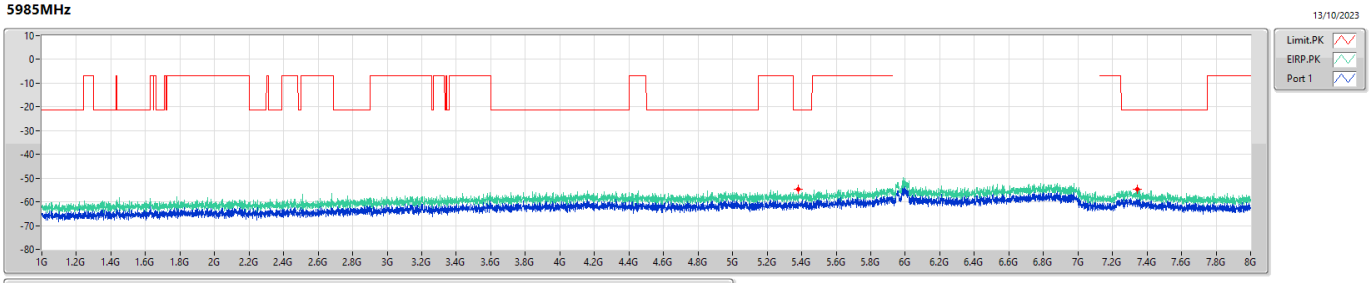

F-Start(Hz)	F-Stop(Hz)	RBW(Hz)	Type	Freq(Hz)	EIRP(dBm)	Limit(dBm)	Margin(dB)	DG(dBi)	Refl(dB)	Psum(dBm)	P1(dBm)
1G	8G	1M	PK	5.38113G	-54.80	-21.20	-33.60	3.38	0.00	-58.18	-58.18
1G	8G	1M	PK	7.342G	-54.68	-21.20	-33.48	3.38	0.00	-58.06	-58.06

5.925-6.425GHz_802.11ax HEW80_Nss1,(MCS0)_1TX **CSE Other [AV]**

5985MHz

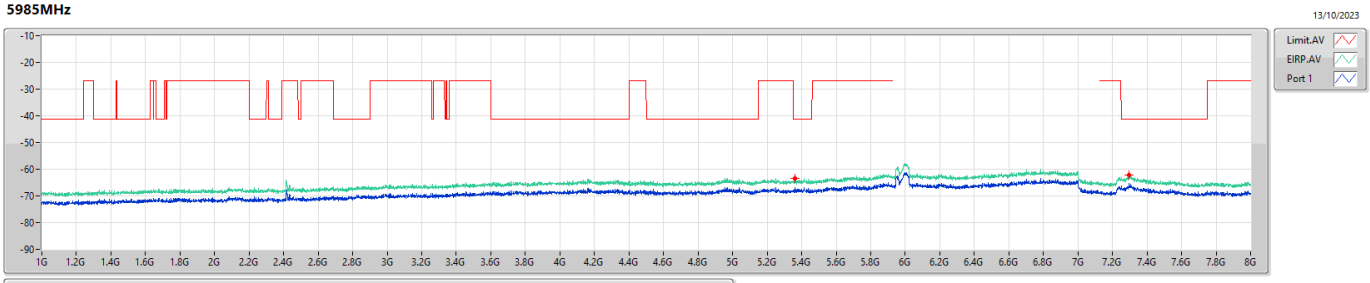

F-Start(Hz)	F-Stop(Hz)	RBW(Hz)	Type	Freq(Hz)	EIRP(dBm)	Limit(dBm)	Margin(dB)	DG(dBi)	Refl(dB)	Psum(dBm)	P1(dBm)
1G	8G	1M	AV	5.36275G	-63.44	-41.20	-22.24	3.38	0.00	-66.82	-66.82
1G	8G	1M	AV	7.2965G	-62.05	-41.20	-20.85	3.38	0.00	-65.43	-65.43

5.925-6.425GHz_802.11ax HEW80_Nss1,(MCS0)_1TX **CSE Other [PK]**

6225MHz

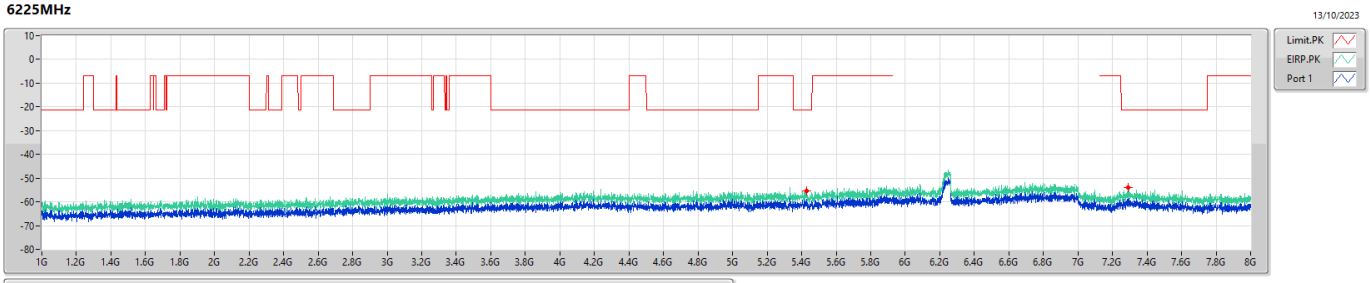

F-Start(Hz)	F-Stop(Hz)	RBW(Hz)	Type	Freq(Hz)	EIRP(dBm)	Limit(dBm)	Margin(dB)	DG(dBi)	Refl(dB)	Psum(dBm)	P1(dBm)
1G	8G	1M	PK	5.42663G	-55.38	-21.20	-34.18	3.38	0.00	-58.76	-58.76
1G	8G	1M	PK	7.29038G	-53.84	-21.20	-32.64	3.38	0.00	-57.22	-57.22

5.925-6.425GHz_802.11ax HEW80_Nss1,(MCS0)_1TX **CSE Other [AV]**

6225MHz

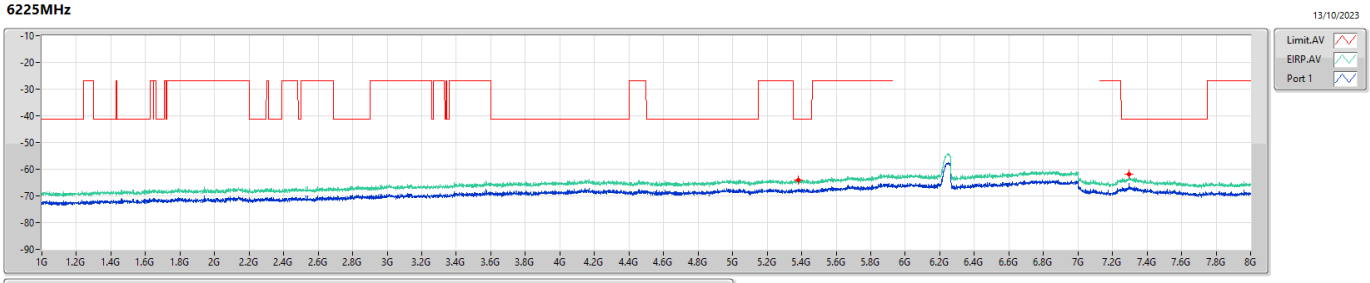

F-Start(Hz)	F-Stop(Hz)	RBW(Hz)	Type	Freq(Hz)	EIRP(dBm)	Limit(dBm)	Margin(dB)	DG(dBi)	Refl(dB)	Psum(dBm)	P1(dBm)
1G	8G	1M	AV	5.38113G	-64.00	-41.20	-22.80	3.38	0.00	-67.38	-67.38
1G	8G	1M	AV	7.2965G	-61.93	-41.20	-20.73	3.38	0.00	-65.31	-65.31