Radio Test Report

C9115AXE-B

FCC ID: LDKSLTSP1905

5725-5850 MHz

Against the following Specifications:

CFR47 Part 15.407

ACCREDITED

Cisco Systems
170 West Tasman Drive
San Jose, CA 95134

Author: Julian Land **Tested By:** Julian Land	**Approved By:** Gerard Thorpe **Title:** Compliance Manager **Revision:** 1.3

This report replaces any previously entered test report under EDCS – 17191771. This test report has been electronically authorized and archived using the CISCO Engineering Document Control system. Test Report Template EDCS# 1526152.

This document is uncontrolled. Please refer to the electronic copy within EDCS for the most up to date version.
Cisco Systems, Inc. Company Confidential

SECTION 1: OVERVIEW **4**

1.1 TEST SUMMARY 4

SECTION 2: ASSESSMENT INFORMATION **5**

2.1 GENERAL 5
2.2 UNITS OF MEASUREMENT 5
2.3 DATE OF TESTING (INITIAL SAMPLE RECEIPT DATE TO LAST DATE OF TESTING) 7
2.4 REPORT ISSUE DATE 7
2.5 TESTING FACILITIES 7
2.6 EQUIPMENT ASSESSED (EUT) 8
2.7 EUT DESCRIPTION 8

SECTION 3: RESULT SUMMARY **9**

3.1 RESULTS SUMMARY TABLE 9
3.1.1 Radio Port Results 9
3.1.2 Radiated Emissions (General Requirements) 11

SECTION 4: SAMPLE DETAILS **12**

4.1 SAMPLE DETAILS 12
4.2 SYSTEM DETAILS 12
4.3 MODE OF OPERATION DETAILS 12

SECTION 5: RADIO PORT RESULTS **13**

5.1 DUTY CYCLE 13
5.1.1 Duty Cycle Test Requirement 13
5.1.2 Duty Cycle Test Method 14
5.1.3 Duty Cycle Test Information 15
5.1.4 Duty Cycle Data Table 16
5.1.5 Duty Cycle Data Screenshots 17
5.2 6DB BANDWIDTH 22
5.2.1 6dB Bandwidth Test Requirement 22
5.2.2 6dB Bandwidth Test Procedure 23
5.2.3 6dB Bandwidth Test Information 24
5.2.4 6dB Bandwidth Data Table 25
5.2.5 6dB Bandwidth Plots 26
5.3 99% AND 26DB BANDWIDTH 28
5.3.1 99% and 26dB Bandwidth Test Requirement 28
5.3.2 99% and 26dB Bandwidth Test Procedure 29
5.3.3 99% Bandwidth Test Information 30
5.3.4 99% and 26dB Bandwidth Data Table 31
5.4 MAXIMUM CONDUCTED OUTPUT POWER 34
5.4.1 Maximum Conducted Output Power Test Requirement 34
5.4.2 Maximum Conducted Output Power Test Procedure 35
5.4.3 Maximum Conducted Output Power Test Information 36
5.4.4 Maximum Conducted Output Power Data Table 37
5.4.5 Maximum Conducted Output Power Plots 47
5.5 POWER SPECTRAL DENSITY 48

This document is uncontrolled. Please refer to the electronic copy within EDCS for the most up to date version.
Cisco Systems, Inc. Company Confidential

5.5.1 Power Spectral Density Test Requirement 48
5.5.2 Power Spectral Density Test Procedure 49
5.5.3 Power Spectral Density Test Information 51
5.5.4 Power Spectral Density Data Table 52
5.5.5 Power Spectral Density Plots 61
5.6 CONDUCTED SPURIOUS EMISSIONS 62
5.6.1 Conducted Spurious Emissions Test Requirement 62
5.6.2 Conducted Spurious Emissions Test Procedure 63
5.6.3 Conducted Spurious Emissions Test Information 64
5.6.4 Conducted Spurious Emissions Data Tables - Peak 65
5.6.5 Conducted Spurious Emissions Plots – Peak 30MHz -12GHz 75
5.6.6 Conducted Spurious Emissions Data Tables - Average 76
5.6.7 Conducted Spurious Emissions Data Plots – Average 30MHz – 12GHz 86
5.6.8 Conducted Spurious Emissions Plots 12-40GHz 87
5.7 CONDUCTED BAND EDGE 88
5.7.1 Conducted Band Edge Test Requirement 88
5.7.2 Conducted Band Edge Test Procedure 89
5.7.3 Conducted Band Edge Test Information 90
5.7.4 Conducted Band Edge Data Tables – Peak 92
5.7.5 Conducted Band Edge Plots 102

SECTION 6: EMISSION TEST RESULTS 104

6.1 TRANSMITTER RADIATED SPURIOUS EMISSIONS 105
6.2 AC CONDUCTED EMISSIONS 105

APPENDIX A: LIST OF TEST EQUIPMENT USED TO PERFORM THE TEST 106

APPENDIX B: ABBREVIATION KEY AND DEFINITIONS 107

APPENDIX C: SOFTWARE USED TO PERFORM TESTING 109

APPENDIX D: TEST PROCEDURES 110

APPENDIX E: SCOPE OF ACCREDITATION (A2LA CERTIFICATE NUMBER 1178-01) 111

APPENDIX F: TEST ASSESSMENT PLAN 112

APPENDIX G: TEST SETUP PHOTOS 113

This document is uncontrolled. Please refer to the electronic copy within EDCS for the most up to date version.
Cisco Systems, Inc. Company Confidential

Section 1: Overview

1.1 Test Summary

The samples were assessed against the tests detailed in section 3 under the requirements of the following specifications:

specifications
CFR47 Part 15.407

This document is uncontrolled. Please refer to the electronic copy within EDCS for the most up to date version.
Cisco Systems, Inc. Company Confidential

Section 2: Assessment Information

2.1 General

This report contains an assessment of an apparatus against Radio Standards based upon tests carried out on the samples submitted. The testing was performed by and for the use of Cisco systems Inc:

With regard to this assessment, the following points should be noted:

a) The results contained in this report relate only to the items tested and were obtained in the period between the date of the initial assessment and the date of issue of the report. Manufactured products will not necessarily give identical results due to production and measurement tolerances.

b) The apparatus was set up and exercised using the configuration and modes of operation defined in this report only.

c) Where relevant, the apparatus was only assessed using the susceptibility criteria defined in this report and the Test Assessment Plan (TAP).

d) All testing was performed under the following environmental conditions:

Temperature	15°C to 35°C (54°F to 95°F)
Atmospheric Pressure	860mbar to 1060mbar (25.4" to 31.3")
Humidity	10% to 75*%

1.All AC testing was performed at one or more of the following supply voltages:

110V 60 Hz (+/-20%)

2.2 Units of Measurement

The units of measurements defined in the appendices are reported in specific terms, which are test dependent. Where radiated measurements are concerned these are defined at a particular distance. Basic voltage measurements are defined in units of [dBuV]

As an example, the basic calculation for all measurements is as follows:

Emission level [dBuV] = Indicated voltage level [dBuV] + Cable Loss [dB] + Other correction factors [dB]

The combinations of correction factors are dependent upon the exact test configurations [see test equipment lists for further details] and may include: -

Antenna Factors, Pre-Amplifier Gain, LISN Loss, Pulse Limiter Loss and Filter Insertion Loss...

Note: to convert the results from dBuV/m to uV/m use the following formula: -

Level in uV/m = Common Antilogarithm [(X dBuV/m)/20] = Y uV/m

This document is uncontrolled. Please refer to the electronic copy within EDCS for the most up to date version.
Cisco Systems, Inc. Company Confidential

Measurement Uncertainty Values

voltage and power measurements	± 2 dB
conducted EIRP measurements	± 1.4 dB
radiated measurements	± 3.2 dB
frequency measurements	± 2.4 10-7
temperature measurements	± 0.54º.
humidity measurements	± 2.3%
DC and low frequency measurements	± 2.5%.

Where relevant measurement uncertainty levels have been estimated for tests performed on the apparatus. This uncertainty represents an expanded uncertainty expressed at approximately the 95% confidence level using a coverage factor of k=2.

Radiated emissions (expanded uncertainty, confidence interval 95%)

30 MHz - 300 MHz	+/- 3.8 dB
300 MHz - 1000 MHz	+/- 4.3 dB
1 GHz - 10 GHz	+/- 4.0 dB
10 GHz - 18GHz	+/- 8.2 dB
18GHz - 26.5GHz	+/- 4.1 dB
26.5GHz - 40GHz	+/- 3.9 dB

Conducted emissions (expanded uncertainty, confidence interval 95%)

30 MHz – 40GHz	+/- 0.38 dB

A product is considered to comply with a requirement if the nominal measured value is below the limit line. The product is considered to not be in compliance in case the nominal measured value is above the limit line.

This report must not be reproduced except in full, without written approval of Cisco Systems.

This document is uncontrolled. Please refer to the electronic copy within EDCS for the most up to date version.
Cisco Systems, Inc. Company Confidential

2.3 Date of testing (initial sample receipt date to last date of testing)

March 12, 2019 – April 29, 2019

2.4 Report Issue Date

Cisco uses an electronic system to issue, store and control the revision of test reports. This system is called the Engineering Document Control System (EDCS). The actual report issue date is embedded into the original file on EDCS. Any copies of this report, either electronic or paper, that are not on EDCS must be considered uncontrolled

2.5 Testing facilities

This assessment was performed by:

Headquarters

Cisco Systems, Inc.,
170 West Tasman Drive
San Jose, CA 95134,
USA

Testing Laboratory

Cisco Systems, Inc.
125 West Tasman Drive (Building P)
San Jose, CA 95134
USA

Registration Numbers for ISED (Innovation, Science and Economic Development Canada)

Cisco System Site	Address	Site Identifier
Building P, 10m Chamber	125 West Tasman Dr San Jose, CA 95134 United States	Company #: 2461N-2
Building P, 5m Chamber	125 West Tasman Dr San Jose, CA 95134 United States	Company #: 2461N-1
Building I, 5m Chamber	285 W. Tasman Drive San Jose, California 95134 United States	Company #: 2461M-1
Building 7, 5m Chamber	425 E. Tasman Drive San Jose, California 95134 United States	Company #: 2461N-3

Test Engineers

Julian Land

This document is uncontrolled. Please refer to the electronic copy within EDCS for the most up to date version.
Cisco Systems, Inc. Company Confidential

2.6 Equipment Assessed (EUT)

C9115AXE-B

2.7 EUT Description

The C9115AX is a next generation access point. The dual band 2.4GHz and 5GHz WIFI radio supports the next generation WIFI protocol of 802.11ax and is backwards compatible with 802.11a, b, g, n, ac. The access point features 4 external antennas and operates in a 4x4 configuration in both the 2.4GHz and 5GHz bands.

The following antennas are supported by this product series.

The data included in this report represent the worst-case data for all antennas.

Frequency	Part Number	Antenna Type	Highest Antenna Gain (dBi)
2.4GHz / 5GHz	AIR-ANT2524DB-R/=	Dipole Ant., Black, connectors RP-TNC	2dBi@2.4GHz 4dBi@5GHz
2.4GHz / 5GHz	AIR-ANT2524DG-R/=	Dipole Ant., Gray, connectors RP-TNC	2dBi@2.4GHz 4dBi@5GHz
2.4GHz / 5GHz	AIR-ANT2524DW-R/=	Dipole Ant., White, connectors RP-TNC	2dBi@2.4GHz 4dBi@5GHz
2.4GHz / 5GHz	AIR-ANT2535SDW-R	Low Profile Antenna, White, connectors RP-TNC	3dBi@2.4GHz 5dBi@5GHz
2.4GHz / 5GHz	AIR-ANT2566P4W-R=	Directional Ant., 4-port, connectors RP-TNC	6dBi@2.4GHz 6dBi@5GHz
2.4GHz / 5GHz	AIR-ANT2524V4C-R=	Ceiling Mount Omni Ant., 4-port, connectors RP-TNC	2dBi@2.4GHz 4dBi@5GHz
2.4GHz / 5GHz	AIR-ANT2544V4M-R=	Wall Mount Omni Ant., 4-port, connectors RP-TNC	4dBi@2.4GHz 4dBi@5GHz
2.4GHz / 5GHz	AIR-ANT2566D4M-R=	60 Deg. Patch Ant., 4-port, RP-TNC	6dBi@2.4GHz 6dBi@5GHz

	Supported Channel	Bandwidth
Low	5745MHz	20MHz
Mid	5785MHz	20MHz
High	5825MHz	20MHz
Low	5755MHz	40MHz
Mid	5795MHz	40MHz
Low	5775MHz	80MHz

This document is uncontrolled. Please refer to the electronic copy within EDCS for the most up to date version.
Cisco Systems, Inc. Company Confidential

Section 3: Result Summary

3.1 Results Summary Table

3.1.1 Radio Port Results

Basic Standard	Technical Requirements / Details	Result
FCC 15.407	**6dB Bandwidth** (e) Within the 5.725-5.85 GHz band, the minimum 6 dB bandwidth of U-NII devices shall be at least 500 kHz.	Pass
FCC 15.407	**99%- & 26-dB Bandwidth**: The 99% occupied bandwidth is the frequency bandwidth such that, below its lower and above its upper frequency limits, the mean powers are each equal to 0.5% of the total mean power of the given emission. There is no limit for 99% OBW. The 26dB emission is the width of the emission that is constrained by the frequencies associated with the two outermost amplitude points (upper and lower frequencies) that are attenuated by 26 dB relative to the maximum level measured in the fundamental emission.	Pass
FCC 15.407	**Output Power**: (3) For the band 5.725-5.85 GHz, the maximum conducted output power over the frequency band of operation shall not exceed 1 W. … If transmitting antennas of directional gain greater than 6 dBi are used, both the maximum conducted output power and the maximum power spectral density shall be reduced by the amount in dB that the directional gain of the antenna exceeds 6 dBi. However, fixed point-to-point U-NII devices operating in this band may employ transmitting antennas with directional gain greater than 6 dBi without any corresponding reduction in transmitter conducted power.	Pass
FCC 15.407	**Power Spectral Density** (3) For the band 5.725-5.85 GHz… the maximum power spectral density shall not exceed 30 dBm in any 500-kHz band. If transmitting antennas of directional gain greater than 6 dBi are used, both the maximum conducted output power and the maximum power spectral density shall be reduced by the amount in dB that the directional gain of the antenna exceeds 6 dBi. However, fixed point-to-point U-NII devices operating in this band may employ transmitting antennas with directional gain greater than 6 dBi without any corresponding reduction in transmitter conducted power.	Pass

This document is uncontrolled. Please refer to the electronic copy within EDCS for the most up to date version.
Cisco Systems, Inc. Company Confidential

FCC 15.407	**Conducted Spurious Emissions / Band-Edge**: (4) For transmitters operating in the 5.725-5.85 GHz band: (i) All emissions shall be limited to a level of −27 dBm/MHz at 75 MHz or more above or below the band edge increasing linearly to 10 dBm/MHz at 25 MHz above or below the band edge, and from 25 MHz above or below the band edge increasing linearly to a level of 15.6 dBm/MHz at 5 MHz above or below the band edge, and from 5 MHz above or below the band edge increasing linearly to a level of 27 dBm/MHz at the band edge.	Pass
FCC 15.407 FCC 15.205 FCC 15.209	**Restricted band**: Unwanted emissions must comply with the general field strength limits set forth in §15.209. (7) The provisions of §15.205 apply to intentional radiators operating under this section.	Pass

This document is uncontrolled. Please refer to the electronic copy within EDCS for the most up to date version.
Cisco Systems, Inc. Company Confidential

3.1.2 Radiated Emissions (General Requirements)

Basic Standard	Technical Requirements / Details	Result
FCC 15.407 FCC 15.205 FCC 15.209	**TX Spurious Emissions:** Unwanted emissions must comply with the general field strength limits set forth in §15.209. (7) The provisions of §15.205 apply to intentional radiators operating under this section.	Pass
FCC 15.207	**AC conducted Emissions:** Except when the requirements applicable to a given device state otherwise, for any radio apparatus equipped to operate from the public utility AC power supply, either directly or indirectly (such as with a battery charger), the radio frequency voltage of emissions conducted back onto the AC power lines in the frequency range of 0.15 MHz to 30 MHz shall not exceed the limits shown in the table in these sections. The more stringent limit applies at the frequency range boundaries.	NA (Unit is only powered by DC power - POE)

This document is uncontrolled. Please refer to the electronic copy within EDCS for the most up to date version.
Cisco Systems, Inc. Company Confidential

Section 4: Sample Details

Note: Each sample was evaluated to ensure that its condition was suitable to be used as a test sample prior to the commencement of testing.

4.1 Sample Details

Sample No.	Equipment Details	Manufacturer	Hardware Rev.	Firmware Rev.	Software Rev.	Serial Number
S01	C9115AXE	Cisco Systems, Inc.	V09	17.10 RC25.2101	8.8.1.10	F0C22511RC6
S02	Catalyst 3850 48 PoE+	Cisco Systems, Inc.	T0	1.18	03.03.05SE	FCW1931C1U7
S03	C9115AXE	Cisco Systems, Inc.	V09	17.10 RC25.2101	8.8.1.10	F0C22511R8B
S04	Catalyst 3850 48 PoE+	Cisco Systems, Inc.	M0	1.2 (cat3k_caa-universal k9)	03.03.03SE	FOC18218BFL

4.2 System Details

System #	Description	Samples
1	EUT and Power Supply (Conducted Tests)	(S01 & S02) | (S03 & S04)

4.3 Mode of Operation Details

Mode#	Description	Comments
1	802.11a, OFDM	Receive and Transmit (1, 2, 3, or 4 chains)
2	Duplicate mode NonHT40	Receive and Transmit (1, 2, 3, or 4 chains)
3	Duplicate mode NonHT80	Receive and Transmit (1, 2, 3, or 4 chains)
4	Duplicate mode NonHT160	Receive and Transmit (1, 2, 3, or 4 chains)
5	802.11n20, OFDM	Receive and Transmit (1, 2, 3, or 4 chains)
6	802.11n40, OFDM	Receive and Transmit (1, 2, 3, or 4 chains)
7	802.11ac20, OFDM	Receive and Transmit (1, 2, 3, or 4 chains)
8	802.11ac40, OFDM	Receive and Transmit (1, 2, 3, or 4 chains)
9	802.11ac80, OFDM	Receive and Transmit (1, 2, 3, or 4 chains)
10	802.11ac160, OFDM	Receive and Transmit (1, 2, 3, or 4 chains)
11	802.11ax20, OFDMA	Receive and Transmit (1, 2, 3, or 4 chains)
12	802.11ax40, OFDMA	Receive and Transmit (1, 2, 3, or 4 chains)
13	802.11ax80, OFDMA	Receive and Transmit (1, 2, 3, or 4 chains)
14	802.11ax160, OFDMA	Receive and Transmit (1, 2, 3, or 4 chains)

This document is uncontrolled. Please refer to the electronic copy within EDCS for the most up to date version.
Cisco Systems, Inc. Company Confidential

Section 5: Radio Port Results

5.1 Duty Cycle

5.1.1 Duty Cycle Test Requirement

From KDB 789033 D02 General UNII Test Procedures New Rules v01r02

B. Duty Cycle (x), Transmission Duration (T), and Maximum Power Control Level

1. All measurements are to be performed with the EUT transmitting at 100 percent duty cycle at its maximum power control level; however, if 100 percent duty cycle cannot be achieved, measurements of duty cycle, x, and maximum-power transmission duration, *T*, are required for each tested mode of operation.

This document is uncontrolled. Please refer to the electronic copy within EDCS for the most up to date version.
Cisco Systems, Inc. Company Confidential

5.1.2 Duty Cycle Test Method

From KDB 789033 D02 General UNII Test Procedures New Rules v01r02:

> B. Duty Cycle (x), Transmission Duration (T), and Maximum Power Control Level
>
> The zero-span mode on a spectrum analyzer or EMI receiver, if the response time and spacing between bins on the sweep are sufficient to permit accurate measurements of the on and off times of the transmitted signal. Set the center frequency of the instrument to the center frequency of the transmission. Set RBW ≥ EBW if possible; otherwise, set RBW to the largest available value. Set VBW ≥ RBW. Set detector = peak or average. The zero-span measurement method shall not be used unless both RBW and VBW are > 50/T, where T is defined in section II.B.1.a), and the number of sweep points across duration T exceeds 100. (For example, if VBW and/or RBW are limited to 3 MHz, then the zero-span method of measuring duty cycle shall not be used if T ≤ 16.7 microseconds.)

This document is uncontrolled. Please refer to the electronic copy within EDCS for the most up to date version.
Cisco Systems, Inc. Company Confidential

5.1.3 Duty Cycle Test Information

Samples, Systems, and Modes

System Number	Description	Samples	System under test	Support equipment
1	EUT	S01	☑	☐
	Support	S02	☐	☑

Tested By: Julian Land	Date of testing: March 14, 2019 – April 29, 2019
Test Result: Pass	

Test Equipment

See Appendix A for list of test equipment

This document is uncontrolled. Please refer to the electronic copy within EDCS for the most up to date version.
Cisco Systems, Inc. Company Confidential

5.1.4 Duty Cycle Data Table

Duty Cycle table and screen captures are shown below for power/psd modes.

Mode	Data Rate	On-time (ms)	Total Time (ms)	Duty Cycle (%)	Correction Factor (dB)
NonHT20	6Mbps	2.384	2.412	98.839	0.05
NonHT40	6Mbps	2.388	2.412	99.005	0.04
NonHT80	6Mbps	2.392	2.412	99.171	0.04
HT20/VHT20	MCS0	2.229	2.253	98.935	0.05
HT40/VHT40	MCS0	1.092	1.116	97.849	0.09
HT80/VHT80	MCS0	0.535	0.556	96.223	0.17
HE20	MCS0	1.7171	1.741	98.621	0.06
HE40	MCS0	0.894	0.918	97.386	0.12
HE80	MCS0	0.460	0.484	95.041	0.22

This document is uncontrolled. Please refer to the electronic copy within EDCS for the most up to date version.
Cisco Systems, Inc. Company Confidential

5.1.5 Duty Cycle Data Screenshots

5745MHz 6Mbps NonHT20

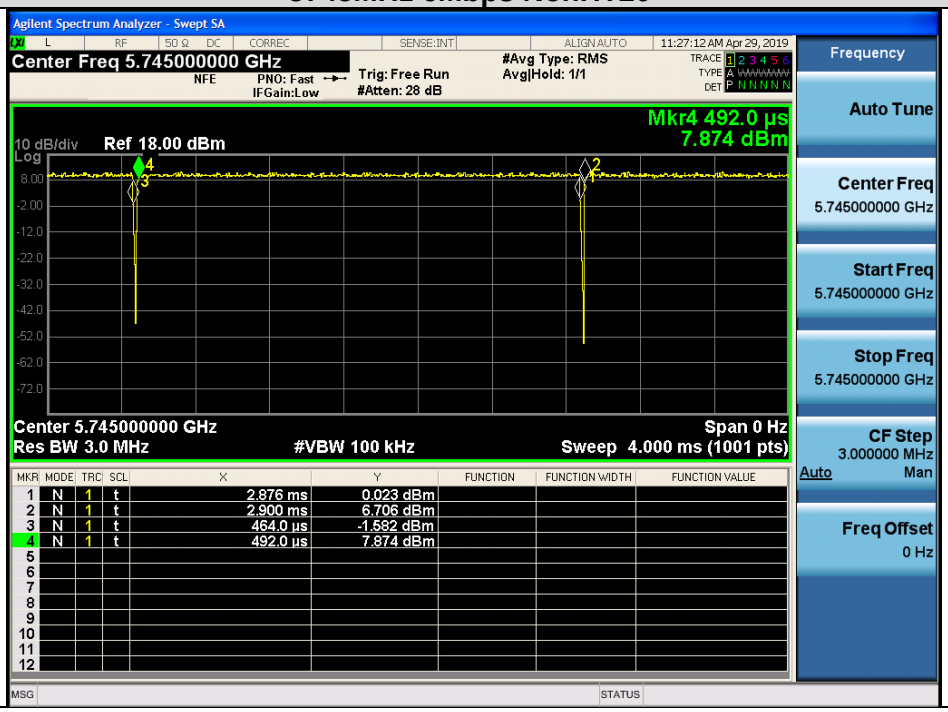

5755MHz 6Mbps NonHT40

This document is uncontrolled. Please refer to the electronic copy within EDCS for the most up to date version.
Cisco Systems, Inc. Company Confidential

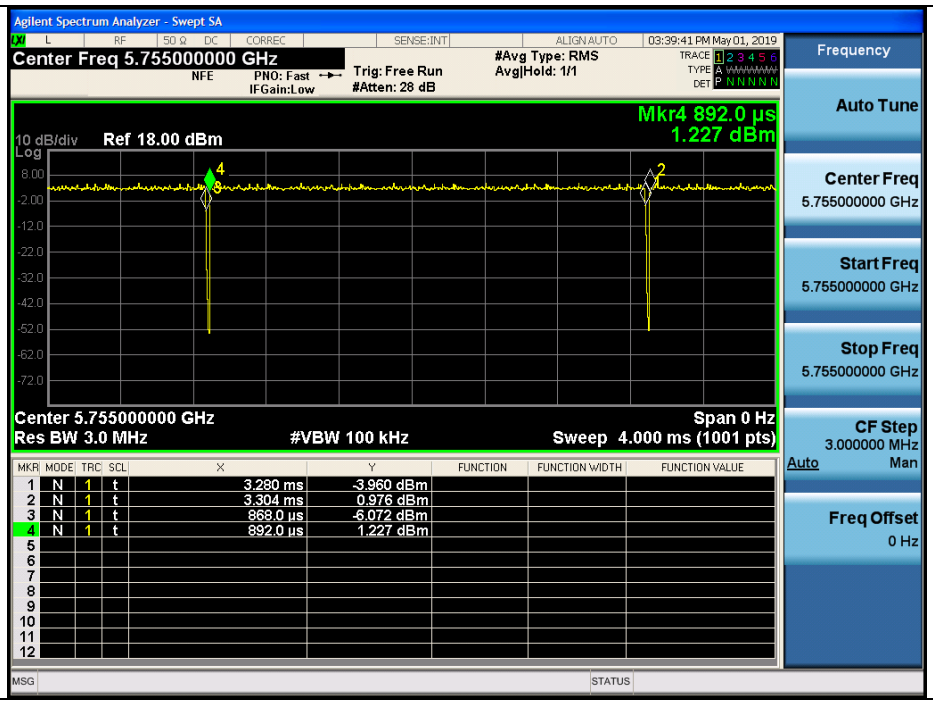

5775MHz 6Mbps NonHT80

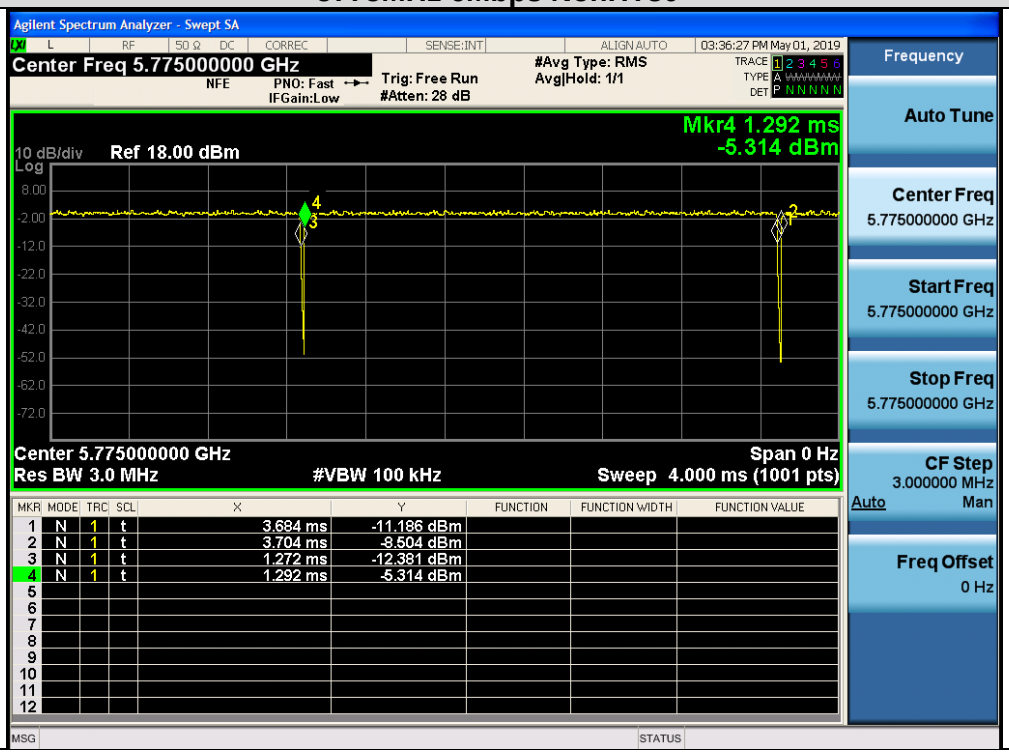

5745MHz M0 HT20

This document is uncontrolled. Please refer to the electronic copy within EDCS for the most up to date version.
Cisco Systems, Inc. Company Confidential

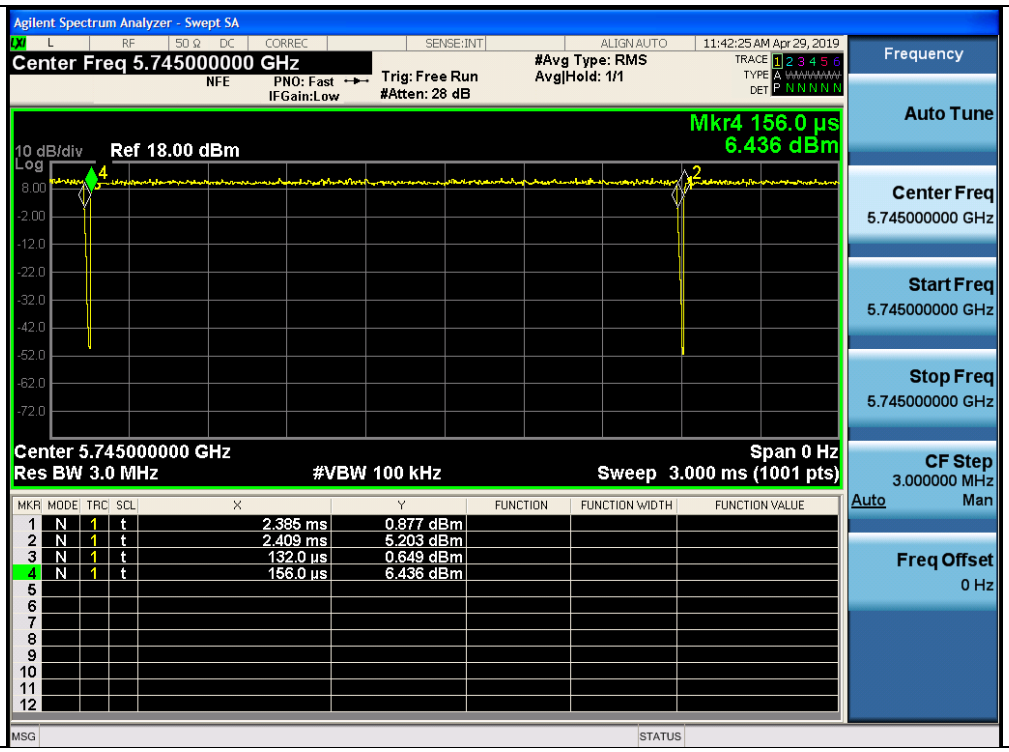

5755MHz M0 HT40

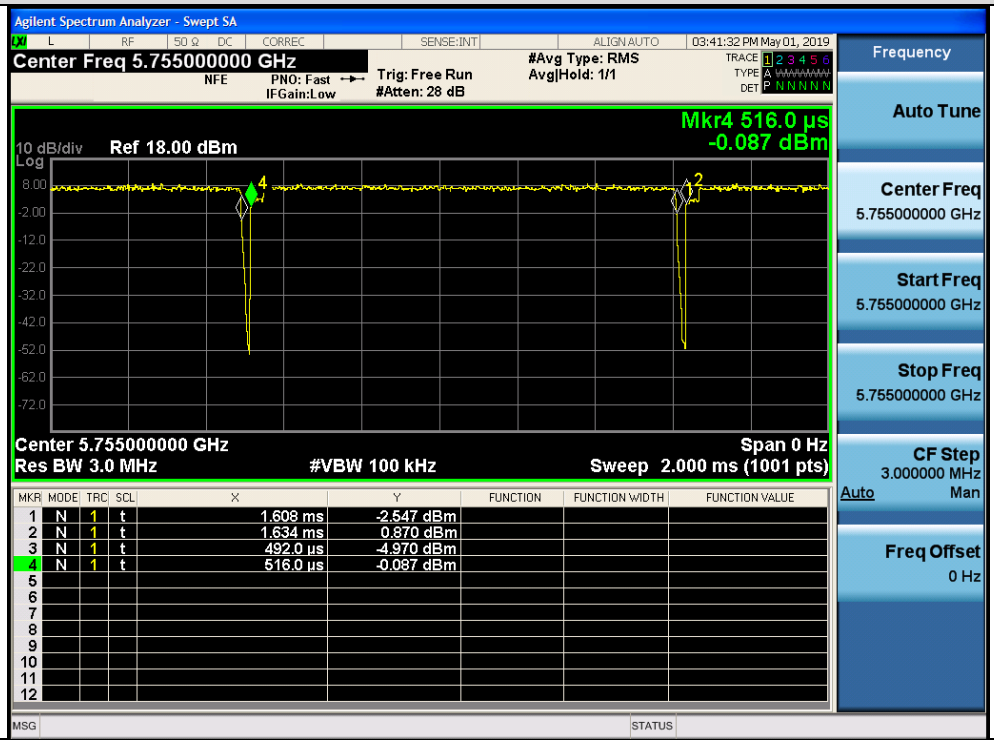

5775MHz M0x1 VHT80

This document is uncontrolled. Please refer to the electronic copy within EDCS for the most up to date version.
Cisco Systems, Inc. Company Confidential

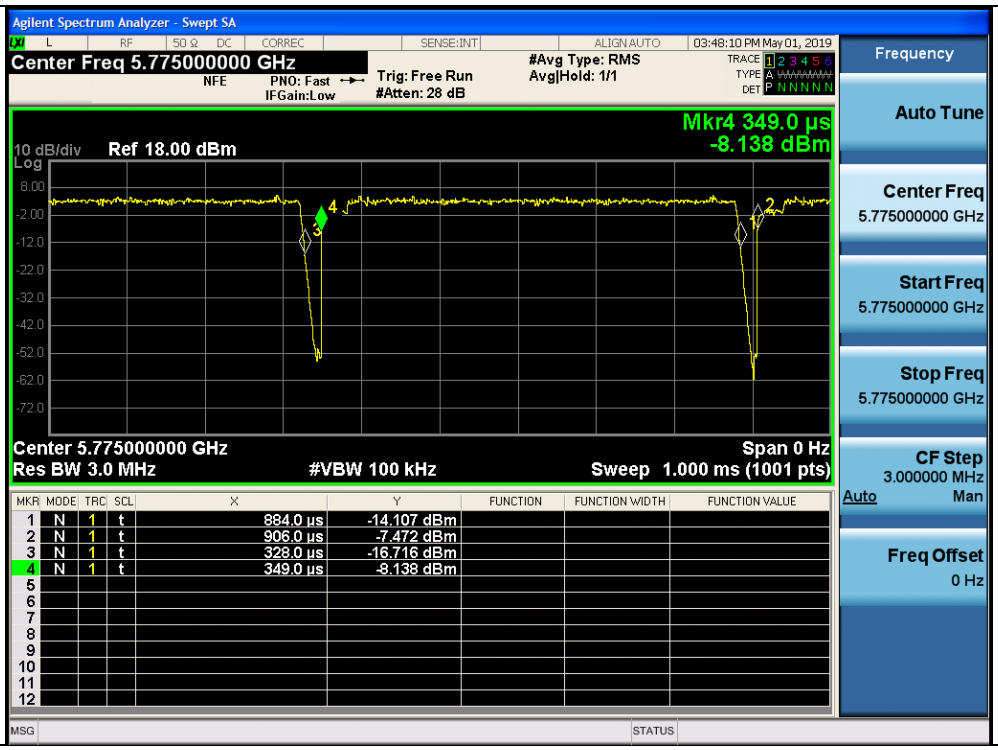

5745MHz M0h1 HE20

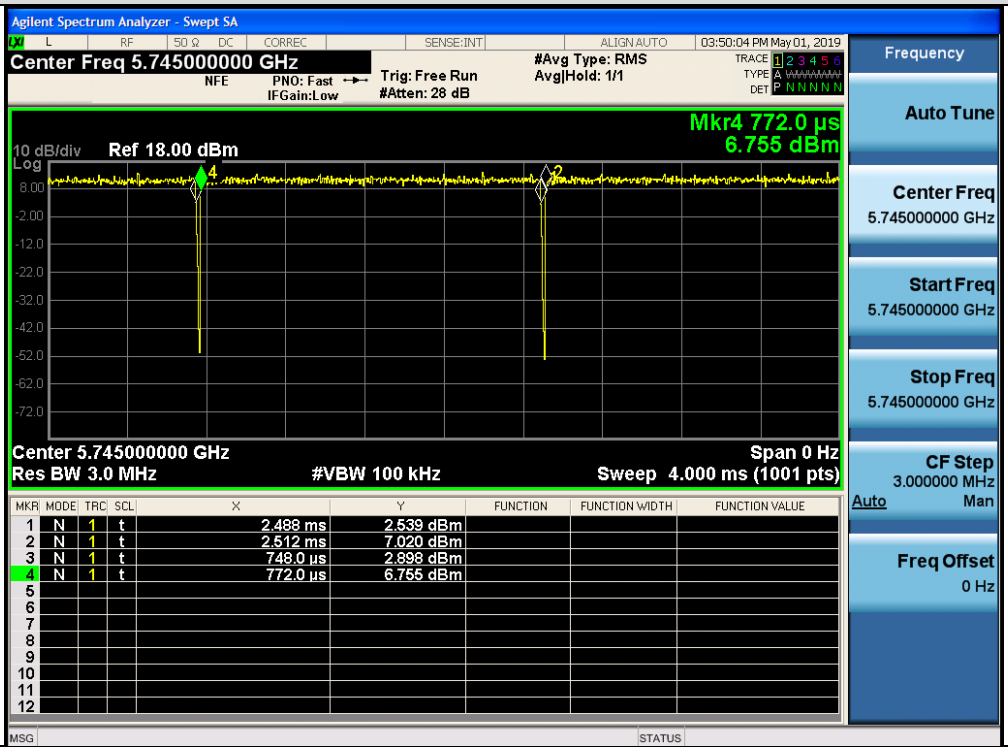

5755MHz M0h1 HE40

This document is uncontrolled. Please refer to the electronic copy within EDCS for the most up to date version.
Cisco Systems, Inc. Company Confidential

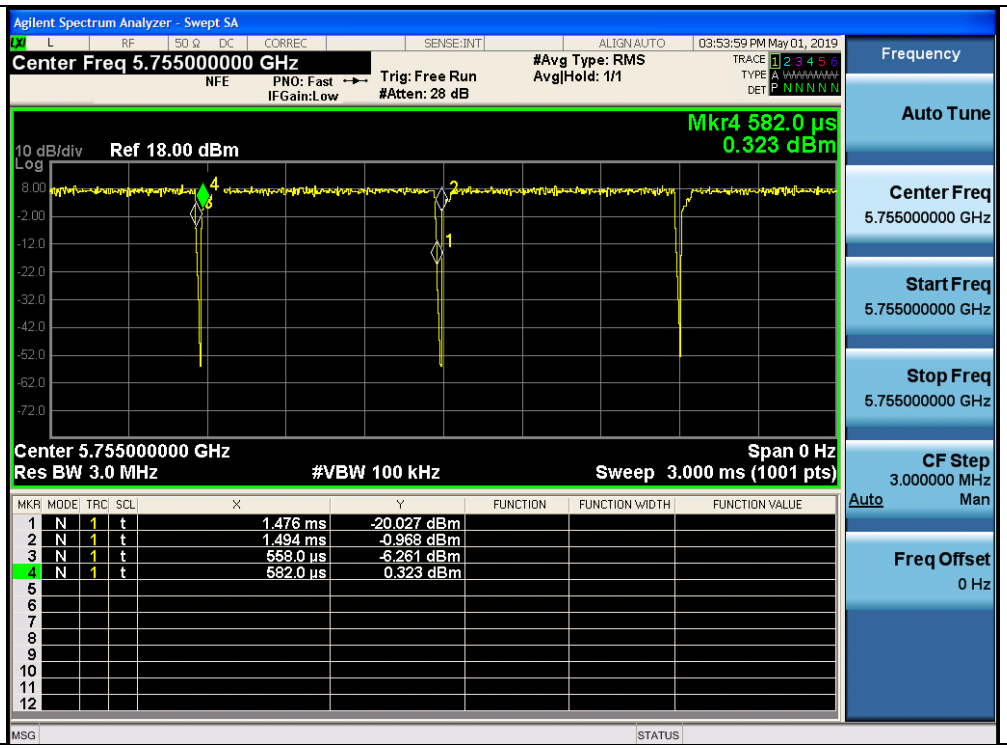

5775MHz M0h1 HE80

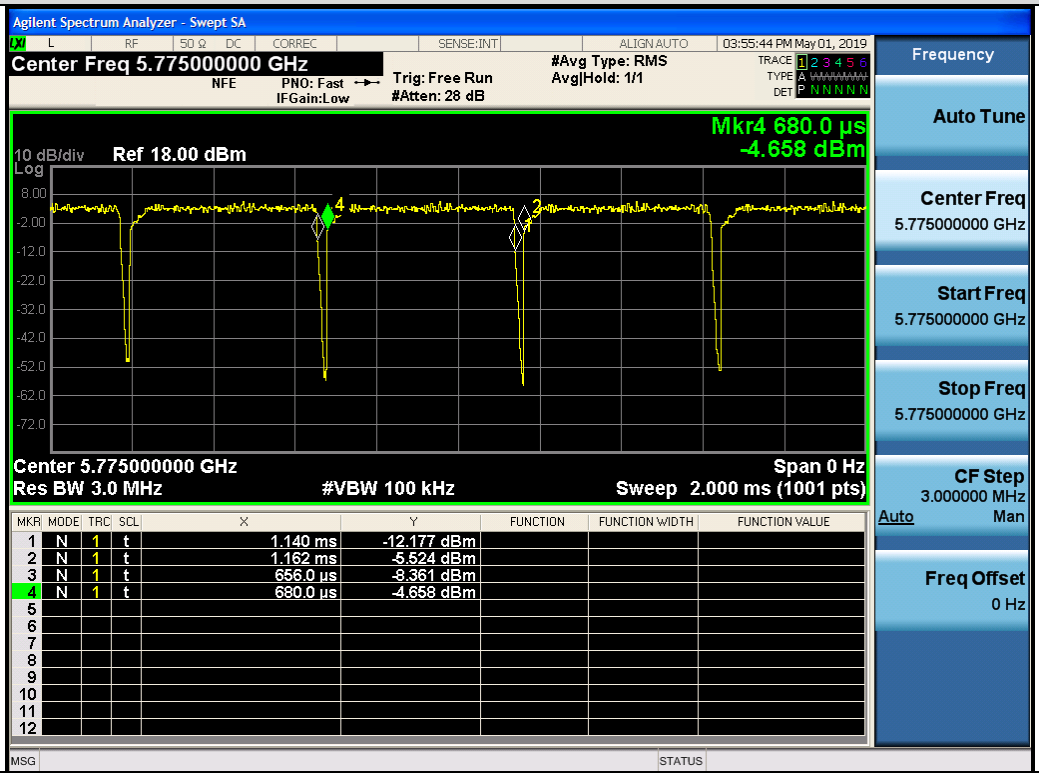

This document is uncontrolled. Please refer to the electronic copy within EDCS for the most up to date version.
Cisco Systems, Inc. Company Confidential

5.2 6dB Bandwidth

5.2.1 6dB Bandwidth Test Requirement

15.407 e

Within the 5.725-5.85 GHz band, the minimum 6 dB bandwidth of U-NII devices shall be at least 500 kHz

This document is uncontrolled. Please refer to the electronic copy within EDCS for the most up to date version.
Cisco Systems, Inc. Company Confidential

5.2.2 6dB Bandwidth Test Procedure

From KDB 789033 D02 General UNII Test Procedures New Rules v01r02
Section C. Bandwidth Measurement

6 BW Test Procedure
1. Set the radio in the continuous transmitting mode. 2. Allow the trace to stabilize. 3. Setting the x-dB bandwidth mode to -6dB within the measurement set up function. 4. Select the automatic OBW measurement function of an instrument to perform bandwidth measurement. 5. Capture graphs and record pertinent measurement data.

From KDB 789033 D02 General UNII Test Procedures New Rules v01r02
Section C. Bandwidth Measurement

6 BW Test parameters
2. Minimum Emission Bandwidth for the band 5.725-5.85 GHz a) Set RBW = 100 kHz. b) Set the video bandwidth (VBW) ≥ 3 × RBW. c) Detector = Peak. d) Trace mode = max hold. e) Sweep = auto couple. f) Allow the trace to stabilize. g) Measure the maximum width of the emission that is constrained by the frequencies

This document is uncontrolled. Please refer to the electronic copy within EDCS for the most up to date version.
Cisco Systems, Inc. Company Confidential

associated with the two outermost amplitude points (upper and lower frequencies) that are attenuated by 6 dB relative to the maximum level measured in the fundamental emission. Note: The automatic bandwidth measurement capability of a spectrum analyzer or EMI receiver may be employed if it implements the functionality described above.

5.2.3 6dB Bandwidth Test Information

Samples, Systems, and Modes

System Number	Description	Samples	System under test	Support equipment
1	EUT	S01	☑	☐
	Support	S02	☐	☑

Tested By: Julian Land	Date of testing: March 14, 2019 – April 8, 2019
Test Result: PASS	

Test Equipment

See Appendix A for list of test equipment

This document is uncontrolled. Please refer to the electronic copy within EDCS for the most up to date version.
Cisco Systems, Inc. Company Confidential

5.2.4 6dB Bandwidth Data Table

Frequency (MHz)	Mode	Index Power (dBm)	Data Rate (Mbps)	6dB BW (MHz)	Limit (kHz)	Margin (MHz)
5745	Non HT20, 6 to 54 Mbps	16	6	16.5	>500	16
	HT/VHT20, M0 to M7	16	m0	17.6	>500	17.1
	HE20, M0 to M9 1ss	16	m0h1	19.1	>500	18.6
5755	Non HT40, 6 to 54 Mbps	17	6	36.5	>500	36
	HT/VHT40, M0 to M7	17	m0	36.4	>500	35.9
	HE40, M0 to M9 1ss	17	m0h1	37.5	>500	37
5775	Non HT80, 6 to 54 Mbps	16	6	76.2	>500	75.7
	VHT80, M0 to M9 1ss	16	m0x1	76	>500	75.5
	HE80, M0 to M9 1ss	16	m0h1	77.5	>500	77
5785	Non HT20, 6 to 54 Mbps	17	6	16.5	>500	16
	HT/VHT20, M0 to M7	17	m0	17.6	>500	17.1
	HE20, M0 to M9 1ss	17	m0h1	19.1	>500	18.6

This document is uncontrolled. Please refer to the electronic copy within EDCS for the most up to date version.
Cisco Systems, Inc. Company Confidential

5795	Non HT40, 6 to 54 Mbps	17	6	36.5	>500	36
	HT/VHT40, M0 to M7	17	m0	36.3	>500	35.8
	HE40, M0 to M9 1ss	17	m0h1	37.4	>500	36.9
5825	Non HT20, 6 to 54 Mbps	17	6	16.4	>500	15.9
	HT/VHT20, M0 to M7	17	m0	17.6	>500	17.1
	HE20, M0 to M9 1ss	17	m0h1	19.1	>500	18.6

5.2.5 6dB Bandwidth Plots

5825MHz NonHT20 6Mbps

This document is uncontrolled. Please refer to the electronic copy within EDCS for the most up to date version.
Cisco Systems, Inc. Company Confidential

5795MHz HT40 M0

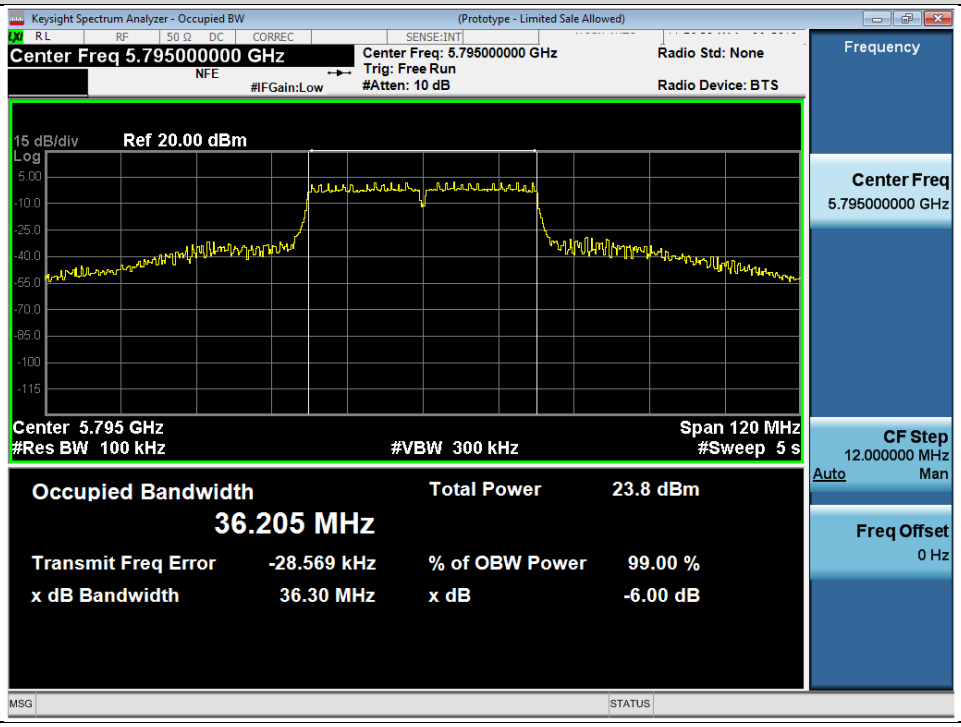

5775MHz HE80 M0h1

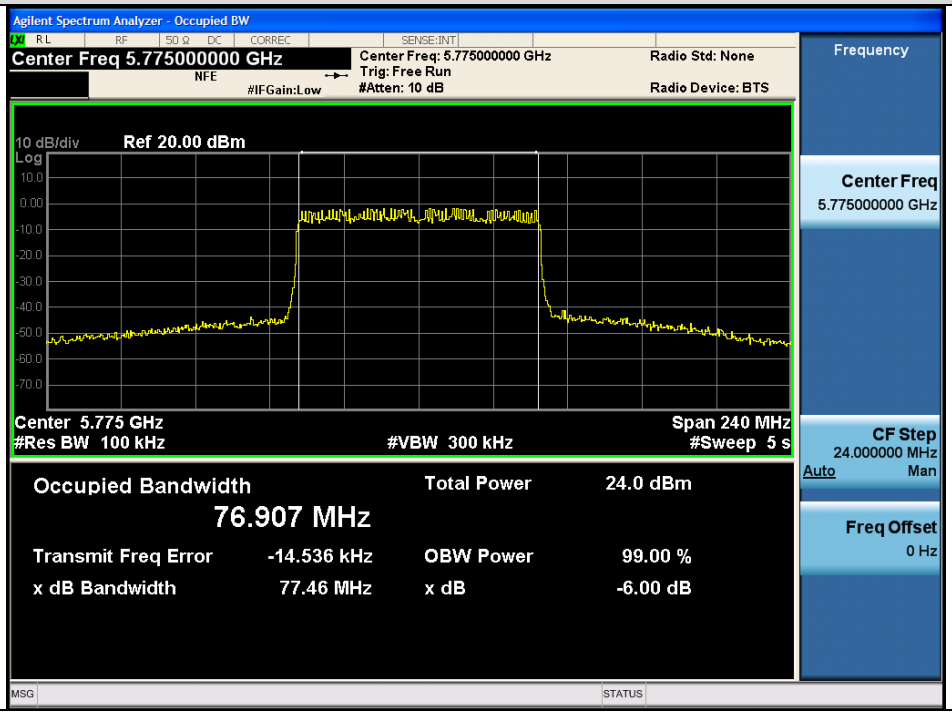

This document is uncontrolled. Please refer to the electronic copy within EDCS for the most up to date version.
Cisco Systems, Inc. Company Confidential

5.3 99% and 26dB Bandwidth

5.3.1 99% and 26dB Bandwidth Test Requirement

FCC:

There is no requirement for the value of bandwidth. However, the 26dB BW (EBW) is used to calculate the power limits in 15.407 (a) (2). Power measurements are made using the 99% Bandwidth as the integration bandwidth.

This document is uncontrolled. Please refer to the electronic copy within EDCS for the most up to date version.
Cisco Systems, Inc. Company Confidential

5.3.2 99% and 26dB Bandwidth Test Procedure

The 99-percent occupied bandwidth is the frequency bandwidth such that, below its lower and above its upper frequency limits, the mean powers are each equal to 0.5 % of the total mean power of the given emission. Measurement of the 99-percent occupied bandwidth is required only as a condition for using the optional band-edge measurement techniques described in section II.G.3.d). Measurements of 99-percent occupied bandwidth may also optionally be used in lieu of the EBW to define the minimum frequency range over which the spectrum is integrated when measuring maximum conducted output power as described in section II.E. However, the EBW must be measured to determine bandwidth dependent limits on maximum conducted output power in accordance with 15.407(a).

From KDB 789033 D02 General UNII Test Procedures New Rules v01r02
Section D. 99 Percent Occupied Bandwidth

99% BW Test Parameters
1. Set center frequency to the nominal EUT channel center frequency. 2. Set span = 1.5 times to 5.0 times the OBW. 3. Set RBW = 1 % to 5 % of the OBW 4. Set VBW ≥ 3 · RBW 5. Video averaging is not permitted. Where practical, a sample detection and single sweep mode shall be used. Otherwise, peak detection and max hold mode (until the trace stabilizes) shall be used. 6. Use the 99 % power bandwidth function of the instrument (if available).

From KDB 789033 D02 General UNII Test Procedures New Rules v01r02
Section C. Measurement Bandwidth, Section 1

This document is uncontrolled. Please refer to the electronic copy within EDCS for the most up to date version.
Cisco Systems, Inc. Company Confidential

26 BW Test parameters
X dB BW = -26dB (using the OBW function of the spectrum analyzer) Emission Bandwidth (EBW) a) Set RBW = approximately 1% of the emission bandwidth. b) Set the VBW > RBW. c) Detector = Peak. d) Trace mode = max hold. e) Measure the maximum width of the emission that is 26 dB down from the maximum of the emission. Compare this with the RBW setting of the analyzer. Readjust RBW and repeat measurement as needed until the RBW/EBW ratio is approximately 1%.

5.3.3 99% Bandwidth Test Information

Samples, Systems, and Modes

System Number	**Description**	**Samples**	**System under test**	**Support equipment**
1	EUT	S01	☑	☐
	Support	S02	☐	☑

Tested By: Julian Land	Date of testing: March 14, 2019 – April 8, 2019
Test Result: PASS	

Test Equipment

See Appendix A for list of test equipment

This document is uncontrolled. Please refer to the electronic copy within EDCS for the most up to date version.
Cisco Systems, Inc. Company Confidential

5.3.4 99% and 26dB Bandwidth Data Table

Frequency (MHz)	Mode	Index Power (dBm)	Data Rate (Mbps)	26dB BW (MHz)	99% BW (MHz)
5745	Non HT20, 6 to 54 Mbps	16	6	21.2	16.819
	HT/VHT20, M0 to M7	16	m0	21.8	18.056
	HE20, M0 to M9 1ss	16	m0h1	21.5	19.141
5755	Non HT40, 6 to 54 Mbps	17	6	39.7	36.348
	HT/VHT40, M0 to M7	17	m0	40.2	36.478
	HE40, M0 to M9 1ss	17	m0h1	40	37.643
5775	Non HT80, 6 to 54 Mbps	16	6	82.4	76.305
	VHT80, M0 to M9 1ss	16	m0x1	82.5	76.238
	HE80, M0 to M9 1ss	16	m0h1	82.3	77.19
5785	Non HT20 Beam Forming, 6 to 54 Mbps	16	6	21.2	16.777
	HT/VHT20, M0 to M7	17	m0	21.8	18.065
	HE20, M0 to M9 1ss	17	m0h1	21.5	19.143

This document is uncontrolled. Please refer to the electronic copy within EDCS for the most up to date version.
Cisco Systems, Inc. Company Confidential

5795	Non HT40, 6 to 54 Mbps	17	6	39.7	36.36
	HT/VHT40, M0 to M7	17	m0	40.2	36.452
	HE40, M0 to M9 1ss	17	m0h1	40.2	37.597
5825	Non HT20 Beam Forming, 6 to 54 Mbps	16	6	21.2	16.808
	HT/VHT20, M0 to M7	17	m0	21.8	18.07
	HE20, M0 to M9 1ss	17	m0h1	21.5	19.147

5.3.4 99% and 26dB Bandwidth Data Table

5785MHz, NonHT20, 6Mbps

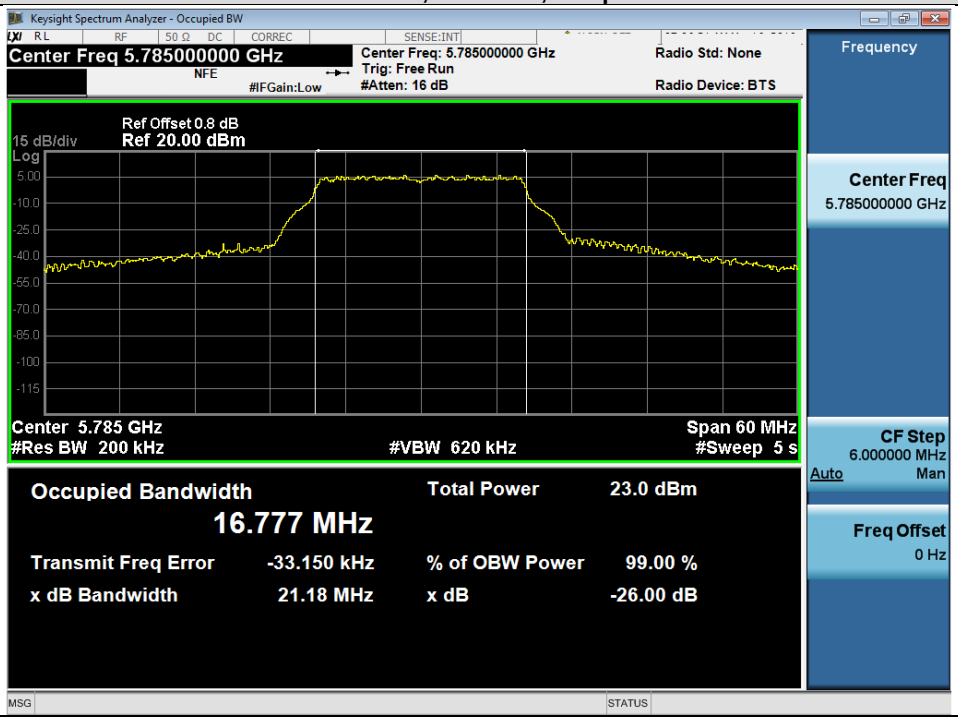

This document is uncontrolled. Please refer to the electronic copy within EDCS for the most up to date version.
Cisco Systems, Inc. Company Confidential

5795MHz, HT40, M0

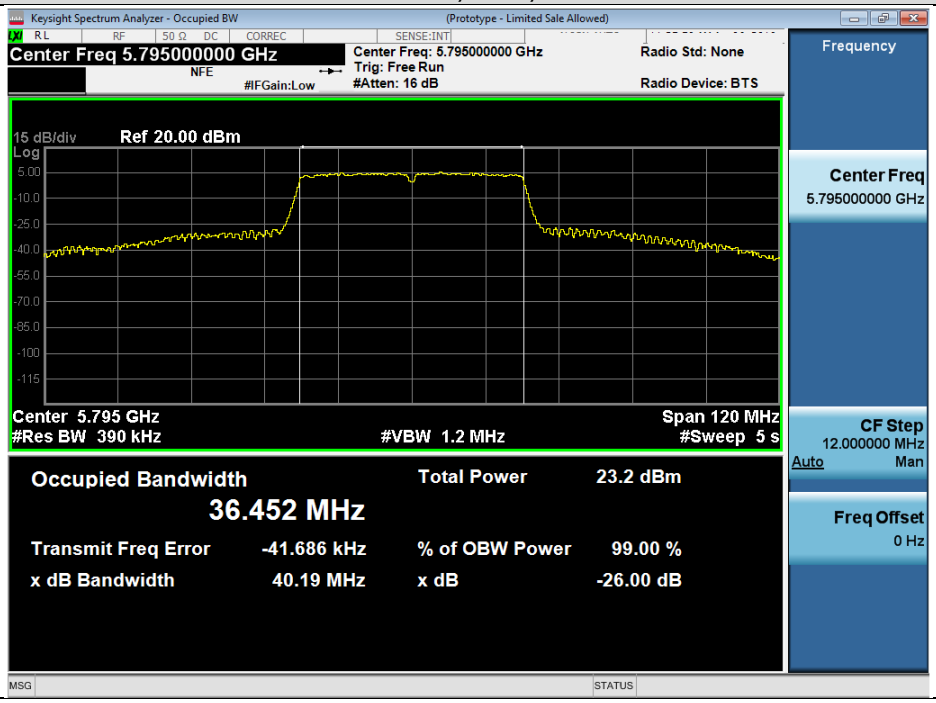

5775MHz, HE80, M0h1

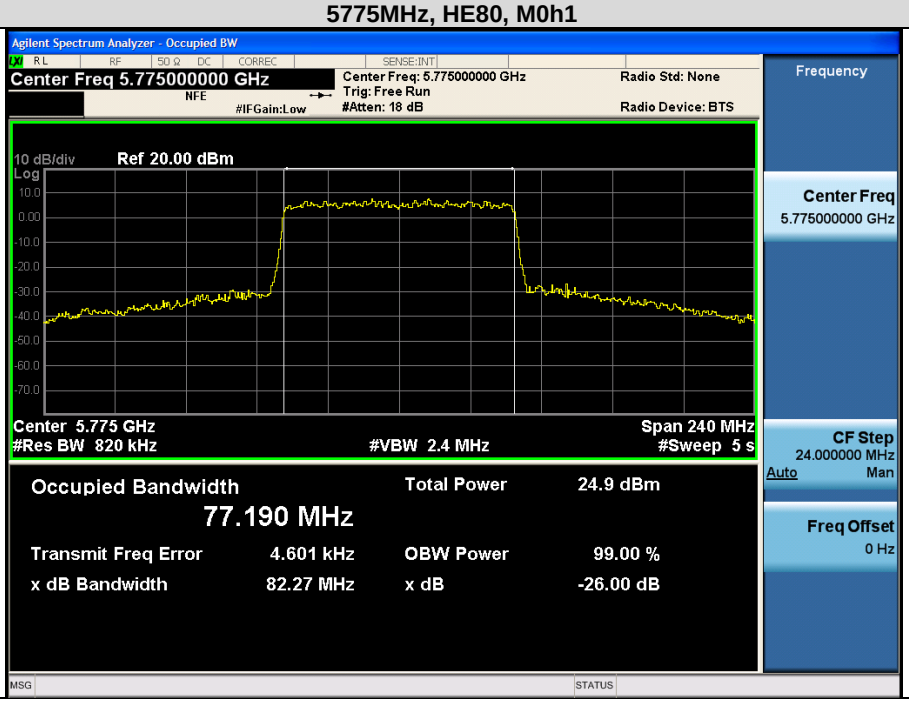

This document is uncontrolled. Please refer to the electronic copy within EDCS for the most up to date version.
Cisco Systems, Inc. Company Confidential

5.4 Maximum Conducted Output Power

5.4.1 Maximum Conducted Output Power Test Requirement

15.407 (a) (3)

For the band 5.725-5.85 GHz, the maximum conducted output power over the frequency band of operation shall not exceed 1W. If transmitting antennas of directional gain greater than 6dBi are used, both the maximum conducted output power and the maximum power spectral density shall be reduced by the amount in dB that the directional gain of the antenna exceeds 6dBi. However, fixed point-to-point U-NII devices operating in this band may employ transmitting antennas with directional gain greater than 6dBi without any corresponding reduction in transmitter conducted power. Fixed, point-to-point operations exclude the use of point-to-multipoint systems, omnidirectional applications, and multiple collocated transmitters transmitting the same information. The operator of the U-NII device, or if the equipment is professionally installed, the installer, is responsible for ensuring that systems employing high gain directional antennas are used exclusively for fixed, point-to-point operations.

This document is uncontrolled. Please refer to the electronic copy within EDCS for the most up to date version.
Cisco Systems, Inc. Company Confidential

5.4.2 Maximum Conducted Output Power Test Procedure

Ref. KDB 789033 D02 General UNII Test Procedures New Rules v01r02
ANSI C63.10: 2013

Maximum Conducted Output Power Test Procedure
1. Set the radio in the continuous transmitting mode at full power 2. Compute power by integrating the spectrum across the EBW (or alternatively entire 99% OBW) of the signal using the instrument's band power measurement function. The integration shall be performed using the spectrum analyzer band-power measurement function with band limits set equal to the EBW or the OBW band edges. 3. Capture graphs and record pertinent measurement data.

Ref. KDB 789033 D02 General UNII Test Procedures New Rules v01r02
2. Measurement using a Spectrum Analyzer or EMI Receiver (SA), (d) Method SA-2

Maximum Conducted Output Power Test parameters
Method SA-2 (trace averaging across on and off times of the EUT transmissions, followed by duty cycle correction). (i) Measure the duty cycle, x, of the transmitter output signal as described in section II.B. (ii) Set span to encompass the EBW (or, alternatively, the entire 99% occupied bandwidth) of the signal. (iii) Set RBW = 1 MHz. (iv) Set VBW ≥ 3 MHz. (v) Number of points in sweep ≥ 2 Span / RBW. (This ensures that bin-to-bin spacing is ≤ RBW/2, so

This document is uncontrolled. Please refer to the electronic copy within EDCS for the most up to date version.
Cisco Systems, Inc. Company Confidential

that narrowband signals are not lost between frequency bins.) (vi) Sweep time = auto. (vii) Detector = RMS (i.e., power averaging), if available. Otherwise, use sample detector mode. (viii) Do not use sweep triggering. Allow the sweep to “free run”. (ix) Trace average at least 100 traces in power averaging (i.e., RMS) mode; however, the number of traces to be averaged shall be increased above 100 as needed to ensure that the average accurately represents the true average over the on and off periods of the transmitter. (x) Compute power by integrating the spectrum across the EBW (or, alternatively, the entire 99% occupied bandwidth) of the signal using the instrument’s band power measurement function with band limits set equal to the EBW (or occupied bandwidth)

The “measure-and-sum technique” is used for measuring in-band transmit power of a device. In the measure-and-sum approach, the conducted emission level is measured at each antenna port. The measured results at the various antenna ports are then summed mathematically to determine the total emission level from the device. Summing is performed in linear power units. ANSI C63.10 section 14.3.2.2

5.4.3 Maximum Conducted Output Power Test Information

Samples, Systems, and Modes

System Number	Description	Samples	System under test	Support equipment
1	EUT	S01	☑	☐
	Support	S02	☐	☑

Tested By: Julian Land	Date of testing: March 14, 2019 – April 8, 2019
Test Result: PASS	

Test Equipment

See Appendix A for list of test equipment

This document is uncontrolled. Please refer to the electronic copy within EDCS for the most up to date version.
Cisco Systems, Inc. Company Confidential

5.4.4 Maximum Conducted Output Power Data Table

Frequency (MHz)	Mode	Tx Paths	Index Power (dBm)	Correlated Antenna Gain (dBi)	Duty Cycle (%)	Tx 1 Max Power (dBm)	Tx 2 Max Power (dBm)	Tx 3 Max Power (dBm)	Tx 4 Max Power (dBm)	Total Conducted Channel Power (dBm)	Limit (dBm)	Margin (dB)
5720	Non HT20, 6 to 54 Mbps	1	16	6	98.84	8.2				8.25	30	21.75
	Non HT20, 6 to 54 Mbps	2	16	6	98.84	8.2	8.8			11.57	30	18.43
	Non HT20, 6 to 54 Mbps	3	12	6	98.84	3.8	4.6	4.8		9.24	30	20.76
	Non HT20, 6 to 54 Mbps	4	10	6	98.84	1.9	2.6	3.2	2.5	8.65	30	21.35
	Non HT20 Beam Forming, 6 to 54 Mbps	2	13	9	98.84	5.1	5.7			8.47	27	18.53
	Non HT20 Beam Forming, 6 to 54 Mbps	3	10	11	98.84	1.9	2.6	3.2		7.42	25	17.58
	Non HT20 Beam Forming, 6 to 54 Mbps	4	7	12	98.84	-1.3	-0.7	0.3	-0.4	5.58	24	18.42
	HT/VHT20, M0 to M7	1	16	6	98.94	9.3				9.35	30	20.65
	HT/VHT20, M0 to M7	2	16	6	98.94	9.3	9.1			12.26	30	17.74
	HT/VHT20, M8 to M15	2	16	6	98.94	9.3	9.1			12.26	30	17.74
	HT/VHT20, M0 to M7	3	12	6	98.94	5.1	5	4.8		9.79	30	20.21
	HT/VHT20, M8 to M15	3	15	6	98.94	8.2	7.7	7.4		12.6	30	17.4
	HT/VHT20, M16 to M23	3	15	6	98.94	8.2	7.7	7.4		12.6	30	17.4
	HT/VHT20, M0 to M7	4	10	6	98.94	3.6	3	3	3.2	9.27	30	20.73
	HT/VHT20, M8 to M15	4	13	6	98.94	5.9	5.8	5.7	6.1	11.94	30	18.06
	HT/VHT20, M16 to M23	4	14	6	98.94	7.1	7	6.7	7.1	13.05	30	16.95
	HT/VHT20, M24 to M31	4	14	6	98.94	7.1	7	6.7	7.1	13.05	30	16.95
	HT/VHT20 Beam Forming, M0 to M7	2	13	9	98.94	5.9	5.8			8.91	27	18.09
	HT/VHT20 Beam Forming, M8 to M15	2	16	6	98.94	9.3	9.1			12.26	30	17.74
	HT/VHT20 Beam Forming, M0 to M7	3	10	11	98.94	3.6	3	3		8.03	25	16.97
	HT/VHT20 Beam Forming, M8 to M15	3	13	8	98.94	5.9	5.8	5.7		10.62	28	17.38
	HT/VHT20 Beam Forming, M16 to M23	3	15	6	98.94	8.2	7.7	7.4		12.6	30	17.4
	HT/VHT20 Beam Forming, M0 to M7	4	7	12	98.94	-0.6	0.7	-1	1.1	6.2	24	17.8
	HT/VHT20 Beam Forming, M8 to M15	4	10	9	98.94	3.6	3	3	3.2	9.27	27	17.73

This document is uncontrolled. Please refer to the electronic copy within EDCS for the most up to date version.
Cisco Systems, Inc. Company Confidential

	HT/VHT20 Beam Forming, M16 to M23	4	12	7	98.94	5.1	5	4.8	5.2	11.09	29	17.91
	HT/VHT20 Beam Forming, M24 to M31	4	14	6	98.94	7.1	7	6.7	7.1	13.05	30	16.95
	HT/VHT20 STBC, M0 to M7	2	16	6	98.94	9.3	9.1			12.26	30	17.74
	HT/VHT20 STBC, M0 to M7	3	15	6	98.94	8.2	7.7	7.4		12.6	30	17.4
	HT/VHT20 STBC, M0 to M7	4	13	6	98.94	5.9	5.8	5.7	6.1	11.94	30	18.06
	HE20, M0 to M9 1ss	1	16	6	98.62	10.3				10.36	30	19.64
	HE20, M0 to M9 1ss	2	16	6	98.62	10.3	9.7			13.08	30	16.92
	HE20, M0 to M9 2ss	2	16	6	98.62	10.3	9.7			13.08	30	16.92
	HE20, M0 to M9 1ss	3	12	6	98.62	5.9	5.6	5.3		10.44	30	19.56
	HE20, M0 to M9 2ss	3	15	6	98.62	8.9	8.5	7.9		13.28	30	16.72
	HE20, M0 to M9 3ss	3	15	6	98.62	8.9	8.5	7.9		13.28	30	16.72
	HE20, M0 to M9 1ss	4	10	6	98.62	3.7	3.5	3.6	3.8	9.73	30	20.27
	HE20, M0 to M9 2ss	4	13	6	98.62	6.7	6.5	6.4	6.8	12.68	30	17.32
	HE20, M0 to M9 3ss	4	14	6	98.62	7.8	7.6	7.2	7.8	13.69	30	16.31
	HE20, M0 to M9 4ss	4	14	6	98.62	7.8	7.6	7.2	7.8	13.69	30	16.31
	HE20 Beam Forming, M0 to M9 1ss	2	13	9	98.62	6.7	6.5			9.67	27	17.33
	HE20 Beam Forming, M0 to M9 2ss	2	16	6	98.62	10.3	9.7			13.08	30	16.92
	HE20 Beam Forming, M0 to M9 1ss	3	10	11	98.62	3.7	3.5	3.6		8.43	25	16.57
	HE20 Beam Forming, M0 to M9 2ss	3	13	8	98.62	6.7	6.5	6.4		11.37	28	16.63
	HE20 Beam Forming, M0 to M9 3ss	3	15	6	98.62	8.9	8.5	7.9		13.28	30	16.72
	HE20 Beam Forming, M0 to M9 1ss	4	7	12	98.62	0.4	1.3	-0.3	1.7	6.92	24	17.08
	HE20 Beam Forming, M0 to M9 2ss	4	10	9	98.62	3.7	3.5	3.6	3.8	9.73	27	17.27
	HE20 Beam Forming, M0 to M9 3ss	4	12	7	98.62	5.9	5.6	5.3	5.7	11.71	29	17.29
	HE20 Beam Forming, M0 to M9 4ss	4	14	6	98.62	7.8	7.6	7.2	7.8	13.69	30	16.31
	HE20 STBC, M0 to M9 2ss	2	16	6	98.62	10.3	9.7			13.08	30	16.92
	HE20 STBC, M0 to M9 2ss	3	15	6	98.62	8.9	8.5	7.9		13.28	30	16.72
	HE20 STBC, M0 to M9 2ss	4	13	6	98.62	6.7	6.5	6.4	6.8	12.68	30	17.32
5745	Non HT20, 6 to 54 Mbps	1	16	6	98.84	16				16.05	30	13.95
	Non HT20, 6 to 54 Mbps	2	16	6	98.84	16	15.6			18.87	30	11.13
	Non HT20, 6 to 54 Mbps	3	16	6	98.84	16	15.6	15.7		20.59	30	9.41
	Non HT20, 6 to 54 Mbps	4	16	6	98.84	16	15.6	15.7	15.6	21.8	30	8.2
	Non HT20 Beam Forming, 6 to 54 Mbps	2	16	9	98.84	16	15.6			18.87	27	8.13
	Non HT20 Beam Forming, 6 to 54 Mbps	3	16	11	98.84	16	15.6	15.7		20.59	25	4.41
	Non HT20 Beam Forming, 6 to 54 Mbps	4	16	12	98.84	16	15.6	15.7	15.6	21.8	24	2.2
	HT/VHT20, M0 to M7	1	16	6	98.94	16.2				16.25	30	13.75
	HT/VHT20, M0 to M7	2	16	6	98.94	16.2	15.5			18.92	30	11.08

This document is uncontrolled. Please refer to the electronic copy within EDCS for the most up to date version.
Cisco Systems, Inc. Company Confidential

	HT/VHT20, M8 to M15	2	16	6	98.94	16.2	15.5			18.92	30	11.08
	HT/VHT20, M0 to M7	3	16	6	98.94	16.2	15.5	15.3		20.5	30	9.5
	HT/VHT20, M8 to M15	3	16	6	98.94	16.2	15.5	15.3		20.5	30	9.5
	HT/VHT20, M16 to M23	3	16	6	98.94	16.2	15.5	15.3		20.5	30	9.5
	HT/VHT20, M0 to M7	4	16	6	98.94	16.2	15.5	15.3	16	21.83	30	8.17
	HT/VHT20, M8 to M15	4	16	6	98.94	16.2	15.5	15.3	16	21.83	30	8.17
	HT/VHT20, M16 to M23	4	16	6	98.94	16.2	15.5	15.3	16	21.83	30	8.17
	HT/VHT20, M24 to M31	4	16	6	98.94	16.2	15.5	15.3	16	21.83	30	8.17
	HT/VHT20 Beam Forming, M0 to M7	2	16	9	98.94	16.2	15.5			18.92	27	8.08
	HT/VHT20 Beam Forming, M8 to M15	2	16	6	98.94	16.2	15.5			18.92	30	11.08
	HT/VHT20 Beam Forming, M0 to M7	3	16	11	98.94	16.2	15.5	15.3		20.5	25	4.5
	HT/VHT20 Beam Forming, M8 to M15	3	16	8	98.94	16.2	15.5	15.3		20.5	28	7.5
	HT/VHT20 Beam Forming, M16 to M23	3	16	6	98.94	16.2	15.5	15.3		20.5	30	9.5
	HT/VHT20 Beam Forming, M0 to M7	4	16	12	98.94	16.2	15.5	15.3	16	21.83	24	2.17
	HT/VHT20 Beam Forming, M8 to M15	4	16	9	98.94	16.2	15.5	15.3	16	21.83	27	5.17
	HT/VHT20 Beam Forming, M16 to M23	4	16	7	98.94	16.2	15.5	15.3	16	21.83	29	7.17
	HT/VHT20 Beam Forming, M24 to M31	4	16	6	98.94	16.2	15.5	15.3	16	21.83	30	8.17
	HT/VHT20 STBC, M0 to M7	2	16	6	98.94	16.2	15.5			18.92	30	11.08
	HT/VHT20 STBC, M0 to M7	3	16	6	98.94	16.2	15.5	15.3		20.5	30	9.5
	HT/VHT20 STBC, M0 to M7	4	16	6	98.94	16.2	15.5	15.3	16	21.83	30	8.17
	HE20, M0 to M9 1ss	1	16	6	98.62	16.5				16.56	30	13.44
	HE20, M0 to M9 1ss	2	16	6	98.62	16.5	15.7			19.19	30	10.81
	HE20, M0 to M9 2ss	2	16	6	98.62	16.5	15.7			19.19	30	10.81
	HE20, M0 to M9 1ss	3	16	6	98.62	16.5	15.7	15.7		20.81	30	9.19
	HE20, M0 to M9 2ss	3	16	6	98.62	16.5	15.7	15.7		20.81	30	9.19
	HE20, M0 to M9 3ss	3	16	6	98.62	16.5	15.7	15.7		20.81	30	9.19
	HE20, M0 to M9 1ss	4	16	6	98.62	16.5	15.7	15.7	16.3	22.15	30	7.85
	HE20, M0 to M9 2ss	4	16	6	98.62	16.5	15.7	15.7	16.3	22.15	30	7.85
	HE20, M0 to M9 3ss	4	16	6	98.62	16.5	15.7	15.7	16.3	22.15	30	7.85
	HE20, M0 to M9 4ss	4	16	6	98.62	16.5	15.7	15.7	16.3	22.15	30	7.85
	HE20 Beam Forming, M0 to M9 1ss	2	16	9	98.62	16.5	15.7			19.19	27	7.81
	HE20 Beam Forming, M0 to M9 2ss	2	16	6	98.62	16.5	15.7			19.19	30	10.81
	HE20 Beam Forming, M0 to M9 1ss	3	16	11	98.62	16.5	15.7	15.7		20.81	25	4.19
	HE20 Beam Forming, M0 to M9 2ss	3	16	8	98.62	16.5	15.7	15.7		20.81	28	7.19
	HE20 Beam Forming, M0 to M9 3ss	3	16	6	98.62	16.5	15.7	15.7		20.81	30	9.19
	HE20 Beam Forming, M0 to M9 1ss	4	16	12	98.62	16.5	15.7	15.7	16.3	22.15	24	1.85
	HE20 Beam Forming, M0 to M9 2ss	4	16	9	98.62	16.5	15.7	15.7	16.3	22.15	27	4.85
	HE20 Beam Forming, M0 to M9 3ss	4	16	7	98.62	16.5	15.7	15.7	16.3	22.15	29	6.85
	HE20 Beam Forming, M0 to M9 4ss	4	16	6	98.62	16.5	15.7	15.7	16.3	22.15	30	7.85

This document is uncontrolled. Please refer to the electronic copy within EDCS for the most up to date version.
Cisco Systems, Inc. Company Confidential

	HE20 STBC, M0 to M9 2ss	2	16	6	98.62	16.5	15.7			19.19	30	10.81
	HE20 STBC, M0 to M9 2ss	3	16	6	98.62	16.5	15.7	15.7		20.81	30	9.19
	HE20 STBC, M0 to M9 2ss	4	16	6	98.62	16.5	15.7	15.7	16.3	22.15	30	7.85
5755	Non HT40, 6 to 54 Mbps	1	17	6	99.01	17.2				17.24	30	12.76
	Non HT40, 6 to 54 Mbps	2	17	6	99.01	17.2	17			20.15	30	9.85
	Non HT40, 6 to 54 Mbps	3	17	6	99.01	17.2	17	16.1		21.61	30	8.39
	Non HT40, 6 to 54 Mbps	4	17	6	99.01	17.2	17	16.1	17	22.91	30	7.09
	HT/VHT40, M0 to M7	1	17	6	97.85	16.4				16.49	30	13.51
	HT/VHT40, M0 to M7	2	17	6	97.85	16.4	16.3			19.46	30	10.54
	HT/VHT40, M8 to M15	2	17	6	97.85	16.4	16.3			19.46	30	10.54
	HT/VHT40, M0 to M7	3	17	6	97.85	16.4	16.3	16.1		21.13	30	8.87
	HT/VHT40, M8 to M15	3	17	6	97.85	16.4	16.3	16.1		21.13	30	8.87
	HT/VHT40, M16 to M23	3	17	6	97.85	16.4	16.3	16.1		21.13	30	8.87
	HT/VHT40, M0 to M7	4	17	6	97.85	16.4	16.3	16.1	16.7	22.5	30	7.5
	HT/VHT40, M8 to M15	4	17	6	97.85	16.4	16.3	16.1	16.7	22.5	30	7.5
	HT/VHT40, M16 to M23	4	17	6	97.85	16.4	16.3	16.1	16.7	22.5	30	7.5
	HT/VHT40, M24 to M31	4	17	6	97.85	16.4	16.3	16.1	16.7	22.5	30	7.5
	HT/VHT40 Beam Forming, M0 to M7	2	17	9	97.85	16.4	16.3			19.46	27	7.54
	HT/VHT40 Beam Forming, M8 to M15	2	17	6	97.85	16.4	16.3			19.46	30	10.54
	HT/VHT40 Beam Forming, M0 to M7	3	17	11	97.85	16.4	16.3	16.1		21.13	25	3.87
	HT/VHT40 Beam Forming, M8 to M15	3	17	8	97.85	16.4	16.3	16.1		21.13	28	6.87
	HT/VHT40 Beam Forming, M16 to M23	3	17	6	97.85	16.4	16.3	16.1		21.13	30	8.87
	HT/VHT40 Beam Forming, M0 to M7	4	17	12	97.85	16.4	16.3	16.1	16.7	22.5	24	1.5
	HT/VHT40 Beam Forming, M8 to M15	4	17	9	97.85	16.4	16.3	16.1	16.7	22.5	27	4.5
	HT/VHT40 Beam Forming, M16 to M23	4	17	7	97.85	16.4	16.3	16.1	16.7	22.5	29	6.5
	HT/VHT40 Beam Forming, M24 to M31	4	17	6	97.85	16.4	16.3	16.1	16.7	22.5	30	7.5
	HT/VHT40 STBC, M0 to M7	2	17	6	97.85	16.4	16.3			19.46	30	10.54
	HT/VHT40 STBC, M0 to M7	3	17	6	97.85	16.4	16.3	16.1		21.13	30	8.87
	HT/VHT40 STBC, M0 to M7	4	17	6	97.85	16.4	16.3	16.1	16.7	22.5	30	7.5
	HE40, M0 to M9 1ss	1	17	6	97.39	16.6				16.72	30	13.28
	HE40, M0 to M9 1ss	2	17	6	97.39	16.6	17			19.93	30	10.07
	HE40, M0 to M9 2ss	2	17	6	97.39	16.6	17			19.93	30	10.07
	HE40, M0 to M9 1ss	3	17	6	97.39	16.6	17	16		21.44	30	8.56
	HE40, M0 to M9 2ss	3	17	6	97.39	16.6	17	16		21.44	30	8.56
	HE40, M0 to M9 3ss	3	17	6	97.39	16.6	17	16		21.44	30	8.56
	HE40, M0 to M9 1ss	4	17	6	97.39	16.6	17	16	16.9	22.78	30	7.22
	HE40, M0 to M9 2ss	4	17	6	97.39	16.6	17	16	16.9	22.78	30	7.22
	HE40, M0 to M9 3ss	4	17	6	97.39	16.6	17	16	16.9	22.78	30	7.22

This document is uncontrolled. Please refer to the electronic copy within EDCS for the most up to date version.
Cisco Systems, Inc. Company Confidential

	HE40, M0 to M9 4ss	4	17	6	97.39	16.6	17	16	16.9	22.78	30	7.22
	HE40 Beam Forming, M0 to M9 1ss	2	17	9	97.39	16.6	17			19.93	27	7.07
	HE40 Beam Forming, M0 to M9 2ss	2	17	6	97.39	16.6	17			19.93	30	10.07
	HE40 Beam Forming, M0 to M9 1ss	3	17	11	97.39	16.6	17	16		21.44	25	3.56
	HE40 Beam Forming, M0 to M9 2ss	3	17	8	97.39	16.6	17	16		21.44	28	6.56
	HE40 Beam Forming, M0 to M9 3ss	3	17	6	97.39	16.6	17	16		21.44	30	8.56
	HE40 Beam Forming, M0 to M9 1ss	4	17	12	97.39	16.6	17	16	16.9	22.78	24	1.22
	HE40 Beam Forming, M0 to M9 2ss	4	17	9	97.39	16.6	17	16	16.9	22.78	27	4.22
	HE40 Beam Forming, M0 to M9 3ss	4	17	7	97.39	16.6	17	16	16.9	22.78	29	6.22
	HE40 Beam Forming, M0 to M9 4ss	4	17	6	97.39	16.6	17	16	16.9	22.78	30	7.22
	HE40 STBC, M0 to M9 2ss	2	17	6	97.39	16.6	17			19.93	30	10.07
	HE40 STBC, M0 to M9 2ss	3	17	6	97.39	16.6	17	16		21.44	30	8.56
	HE40 STBC, M0 to M9 2ss	4	17	6	97.39	16.6	17	16	16.9	22.78	30	7.22
5775	Non HT80, 6 to 54 Mbps	1	16	6	99.17	15.4				15.44	30	14.56
	Non HT80, 6 to 54 Mbps	2	16	6	99.17	15.4	16.4			18.98	30	11.02
	Non HT80, 6 to 54 Mbps	3	16	6	99.17	15.4	16.4	15.5		20.6	30	9.4
	Non HT80, 6 to 54 Mbps	4	16	6	99.17	15.4	16.4	15.5	16	21.9	30	8.1
	VHT80, M0 to M9 1ss	1	16	6	96.22	15.9				16.07	30	13.93
	VHT80, M0 to M9 1ss	2	16	6	96.22	15.9	15			18.65	30	11.35
	VHT80, M0 to M9 2ss	2	16	6	96.22	15.9	15			18.65	30	11.35
	VHT80, M0 to M9 1ss	3	16	6	96.22	15.9	15	14.4		20.08	30	9.92
	VHT80, M0 to M9 2ss	3	16	6	96.22	15.9	15	14.4		20.08	30	9.92
	VHT80, M0 to M9 3ss	3	16	6	96.22	15.9	15	14.4		20.08	30	9.92
	VHT80, M0 to M9 1ss	4	16	6	96.22	15.9	15	14.4	14.3	21.14	30	8.86
	VHT80, M0 to M9 2ss	4	16	6	96.22	15.9	15	14.4	14.3	21.14	30	8.86
	VHT80, M0 to M9 3ss	4	16	6	96.22	15.9	15	14.4	14.3	21.14	30	8.86
	VHT80, M0 to M9 4ss	4	16	6	96.22	15.9	15	14.4	14.3	21.14	30	8.86
	VHT80 Beam Forming, M0 to M9 1ss	2	16	9	96.22	15.9	15			18.65	27	8.35
	VHT80 Beam Forming, M0 to M9 2ss	2	16	6	96.22	15.9	15			18.65	30	11.35
	VHT80 Beam Forming, M0 to M9 1ss	3	16	11	96.22	15.9	15	14.4		20.08	25	4.92
	VHT80 Beam Forming, M0 to M9 2ss	3	16	8	96.22	15.9	15	14.4		20.08	28	7.92
	VHT80 Beam Forming, M0 to M9 3ss	3	16	6	96.22	15.9	15	14.4		20.08	30	9.92
	VHT80 Beam Forming, M0 to M9 1ss	4	16	12	96.22	15.9	15	14.4	14.3	21.14	24	2.86
	VHT80 Beam Forming, M0 to M9 2ss	4	16	9	96.22	15.9	15	14.4	14.3	21.14	27	5.86
	VHT80 Beam Forming, M0 to M9 3ss	4	16	7	96.22	15.9	15	14.4	14.3	21.14	29	7.86
	VHT80 Beam Forming, M0 to M9 4ss	4	16	6	96.22	15.9	15	14.4	14.3	21.14	30	8.86
	VHT80 STBC, M0 to M9 1ss	2	16	6	96.22	15.9	15			18.65	30	11.35
	VHT80 STBC, M0 to M9 1ss	3	16	6	96.22	15.9	15	14.4		20.08	30	9.92

This document is uncontrolled. Please refer to the electronic copy within EDCS for the most up to date version.
Cisco Systems, Inc. Company Confidential

	VHT80 STBC, M0 to M9 1ss	4	16	6	96.22	15.9	15	14.4	14.3	21.14	30	8.86
	HE80, M0 to M9 1ss	1	16	6	95.04	16				16.22	30	13.78
	HE80, M0 to M9 1ss	2	16	6	95.04	16	15.4			18.94	30	11.06
	HE80, M0 to M9 2ss	2	16	6	95.04	16	15.4			18.94	30	11.06
	HE80, M0 to M9 1ss	3	16	6	95.04	16	15.4	14.7		20.39	30	9.61
	HE80, M0 to M9 2ss	3	16	6	95.04	16	15.4	14.7		20.39	30	9.61
	HE80, M0 to M9 3ss	3	16	6	95.04	16	15.4	14.7		20.39	30	9.61
	HE80, M0 to M9 1ss	4	16	6	95.04	16	15.4	14.7	14.2	21.37	30	8.63
	HE80, M0 to M9 2ss	4	16	6	95.04	16	15.4	14.7	14.2	21.37	30	8.63
	HE80, M0 to M9 3ss	4	16	6	95.04	16	15.4	14.7	14.2	21.37	30	8.63
	HE80, M0 to M9 4ss	4	16	6	95.04	16	15.4	14.7	14.2	21.37	30	8.63
	HE80 Beam Forming, M0 to M9 1ss	2	16	9	95.04	16	15.4			18.94	27	8.06
	HE80 Beam Forming, M0 to M9 2ss	2	16	6	95.04	16	15.4			18.94	30	11.06
	HE80 Beam Forming, M0 to M9 1ss	3	16	11	95.04	16	15.4	14.7		20.39	25	4.61
	HE80 Beam Forming, M0 to M9 2ss	3	16	8	95.04	16	15.4	14.7		20.39	28	7.61
	HE80 Beam Forming, M0 to M9 3ss	3	16	6	95.04	16	15.4	14.7		20.39	30	9.61
	HE80 Beam Forming, M0 to M9 1ss	4	16	12	95.04	16	15.4	14.7	14.2	21.37	24	2.63
	HE80 Beam Forming, M0 to M9 2ss	4	16	9	95.04	16	15.4	14.7	14.2	21.37	27	5.63
	HE80 Beam Forming, M0 to M9 3ss	4	16	7	95.04	16	15.4	14.7	14.2	21.37	29	7.63
	HE80 Beam Forming, M0 to M9 4ss	4	16	6	95.04	16	15.4	14.7	14.2	21.37	30	8.63
	HE80 STBC, M0 to M9 1ss	2	16	6	95.04	16	15.4			18.94	30	11.06
	HE80 STBC, M0 to M9 1ss	3	16	6	95.04	16	15.4	14.7		20.39	30	9.61
	HE80 STBC, M0 to M9 1ss	4	16	6	95.04	16	15.4	14.7	14.2	21.37	30	8.63
5785	Non HT20, 6 to 54 Mbps	1	17	6	98.84	16.5				16.55	30	13.45
	Non HT20, 6 to 54 Mbps	2	17	6	98.84	16.5	16.7			19.66	30	10.34
	Non HT20, 6 to 54 Mbps	3	17	6	98.84	16.5	16.7	16.6		21.42	30	8.58
	Non HT20, 6 to 54 Mbps	4	17	6	98.84	16.5	16.7	16.6	16.6	22.67	30	7.33
	Non HT20 Beam Forming, 6 to 54 Mbps	2	17	9	98.84	16.5	16.7			19.66	27	7.34
	Non HT20 Beam Forming, 6 to 54 Mbps	3	17	11	98.84	16.5	16.7	16.6		21.42	25	3.58
	Non HT20 Beam Forming, 6 to 54 Mbps	4	16	12	98.84	15.6	15.8	15.7	15.6	21.75	24	2.25
	HT/VHT20, M0 to M7	1	17	6	98.94	17.1				17.15	30	12.85
	HT/VHT20, M0 to M7	2	17	6	98.94	17.1	16.9			20.06	30	9.94
	HT/VHT20, M8 to M15	2	17	6	98.94	17.1	16.9			20.06	30	9.94
	HT/VHT20, M0 to M7	3	17	6	98.94	17.1	16.9	16.6		21.69	30	8.31
	HT/VHT20, M8 to M15	3	17	6	98.94	17.1	16.9	16.6		21.69	30	8.31
	HT/VHT20, M16 to M23	3	17	6	98.94	17.1	16.9	16.6		21.69	30	8.31

This document is uncontrolled. Please refer to the electronic copy within EDCS for the most up to date version.
Cisco Systems, Inc. Company Confidential

	HT/VHT20, M0 to M7	4	17	6	98.94	17.1	16.9	16.6	17.3	23.05	30	6.95
	HT/VHT20, M8 to M15	4	17	6	98.94	17.1	16.9	16.6	17.3	23.05	30	6.95
	HT/VHT20, M16 to M23	4	17	6	98.94	17.1	16.9	16.6	17.3	23.05	30	6.95
	HT/VHT20, M24 to M31	4	17	6	98.94	17.1	16.9	16.6	17.3	23.05	30	6.95
	HT/VHT20 Beam Forming, M0 to M7	2	17	9	98.94	17.1	16.9			20.06	27	6.94
	HT/VHT20 Beam Forming, M8 to M15	2	17	6	98.94	17.1	16.9			20.06	30	9.94
	HT/VHT20 Beam Forming, M0 to M7	3	17	11	98.94	17.1	16.9	16.6		21.69	25	3.31
	HT/VHT20 Beam Forming, M8 to M15	3	17	8	98.94	17.1	16.9	16.6		21.69	28	6.31
	HT/VHT20 Beam Forming, M16 to M23	3	17	6	98.94	17.1	16.9	16.6		21.69	30	8.31
	HT/VHT20 Beam Forming, M0 to M7	4	17	12	98.94	17.1	16.9	16.6	17.3	23.05	24	0.95
	HT/VHT20 Beam Forming, M8 to M15	4	17	9	98.94	17.1	16.9	16.6	17.3	23.05	27	3.95
	HT/VHT20 Beam Forming, M16 to M23	4	17	7	98.94	17.1	16.9	16.6	17.3	23.05	29	5.95
	HT/VHT20 Beam Forming, M24 to M31	4	17	6	98.94	17.1	16.9	16.6	17.3	23.05	30	6.95
	HT/VHT20 STBC, M0 to M7	2	17	6	98.94	17.1	16.9			20.06	30	9.94
	HT/VHT20 STBC, M0 to M7	3	17	6	98.94	17.1	16.9	16.6		21.69	30	8.31
	HT/VHT20 STBC, M0 to M7	4	17	6	98.94	17.1	16.9	16.6	17.3	23.05	30	6.95
	HE20, M0 to M9 1ss	1	17	6	98.62	17.4				17.46	30	12.54
	HE20, M0 to M9 1ss	2	17	6	98.62	17.4	17.1			20.32	30	9.68
	HE20, M0 to M9 2ss	2	17	6	98.62	17.4	17.1			20.32	30	9.68
	HE20, M0 to M9 1ss	3	17	6	98.62	17.4	17.1	16.8		21.94	30	8.06
	HE20, M0 to M9 2ss	3	17	6	98.62	17.4	17.1	16.8		21.94	30	8.06
	HE20, M0 to M9 3ss	3	17	6	98.62	17.4	17.1	16.8		21.94	30	8.06
	HE20, M0 to M9 1ss	4	17	6	98.62	17.4	17.1	16.8	17.5	23.29	30	6.71
	HE20, M0 to M9 2ss	4	17	6	98.62	17.4	17.1	16.8	17.5	23.29	30	6.71
	HE20, M0 to M9 3ss	4	17	6	98.62	17.4	17.1	16.8	17.5	23.29	30	6.71
	HE20, M0 to M9 4ss	4	17	6	98.62	17.4	17.1	16.8	17.5	23.29	30	6.71
	HE20 Beam Forming, M0 to M9 1ss	2	17	9	98.62	17.4	17.1			20.32	27	6.68
	HE20 Beam Forming, M0 to M9 2ss	2	17	6	98.62	17.4	17.1			20.32	30	9.68
	HE20 Beam Forming, M0 to M9 1ss	3	17	11	98.62	17.4	17.1	16.8		21.94	25	3.06
	HE20 Beam Forming, M0 to M9 2ss	3	17	8	98.62	17.4	17.1	16.8		21.94	28	6.06
	HE20 Beam Forming, M0 to M9 3ss	3	17	6	98.62	17.4	17.1	16.8		21.94	30	8.06
	HE20 Beam Forming, M0 to M9 1ss	4	17	12	98.62	17.4	17.1	16.8	17.5	23.29	24	0.71
	HE20 Beam Forming, M0 to M9 2ss	4	17	9	98.62	17.4	17.1	16.8	17.5	23.29	27	3.71
	HE20 Beam Forming, M0 to M9 3ss	4	17	7	98.62	17.4	17.1	16.8	17.5	23.29	29	5.71
	HE20 Beam Forming, M0 to M9 4ss	4	17	6	98.62	17.4	17.1	16.8	17.5	23.29	30	6.71
	HE20 STBC, M0 to M9 2ss	2	17	6	98.62	17.4	17.1			20.32	30	9.68
	HE20 STBC, M0 to M9 2ss	3	17	6	98.62	17.4	17.1	16.8		21.94	30	8.06
	HE20 STBC, M0 to M9 2ss	4	17	6	98.62	17.4	17.1	16.8	17.5	23.29	30	6.71

This document is uncontrolled. Please refer to the electronic copy within EDCS for the most up to date version.
Cisco Systems, Inc. Company Confidential

5795	Non HT40, 6 to 54 Mbps	1	17	6	99.01	16.8				16.84	30	13.16
	Non HT40, 6 to 54 Mbps	2	17	6	99.01	16.8	17.2			20.06	30	9.94
	Non HT40, 6 to 54 Mbps	3	17	6	99.01	16.8	17.2	16.2		21.57	30	8.43
	Non HT40, 6 to 54 Mbps	4	17	6	99.01	16.8	17.2	16.2	17.2	22.93	30	7.07
	HT/VHT40, M0 to M7	1	17	6	97.85	16.8				16.89	30	13.11
	HT/VHT40, M0 to M7	2	17	6	97.85	16.8	16.7			19.86	30	10.14
	HT/VHT40, M8 to M15	2	17	6	97.85	16.8	16.7			19.86	30	10.14
	HT/VHT40, M0 to M7	3	17	6	97.85	16.8	16.7	16.1		21.41	30	8.59
	HT/VHT40, M8 to M15	3	17	6	97.85	16.8	16.7	16.1		21.41	30	8.59
	HT/VHT40, M16 to M23	3	17	6	97.85	16.8	16.7	16.1		21.41	30	8.59
	HT/VHT40, M0 to M7	4	17	6	97.85	16.8	16.7	16.1	17	22.78	30	7.22
	HT/VHT40, M8 to M15	4	17	6	97.85	16.8	16.7	16.1	17	22.78	30	7.22
	HT/VHT40, M16 to M23	4	17	6	97.85	16.8	16.7	16.1	17	22.78	30	7.22
	HT/VHT40, M24 to M31	4	17	6	97.85	16.8	16.7	16.1	17	22.78	30	7.22
	HT/VHT40 Beam Forming, M0 to M7	2	17	9	97.85	16.8	16.7			19.86	27	7.14
	HT/VHT40 Beam Forming, M8 to M15	2	17	6	97.85	16.8	16.7			19.86	30	10.14
	HT/VHT40 Beam Forming, M0 to M7	3	17	11	97.85	16.8	16.7	16.1		21.41	25	3.59
	HT/VHT40 Beam Forming, M8 to M15	3	17	8	97.85	16.8	16.7	16.1		21.41	28	6.59
	HT/VHT40 Beam Forming, M16 to M23	3	17	6	97.85	16.8	16.7	16.1		21.41	30	8.59
	HT/VHT40 Beam Forming, M0 to M7	4	17	12	97.85	16.8	16.7	16.1	17	22.78	24	1.22
	HT/VHT40 Beam Forming, M8 to M15	4	17	9	97.85	16.8	16.7	16.1	17	22.78	27	4.22
	HT/VHT40 Beam Forming, M16 to M23	4	17	7	97.85	16.8	16.7	16.1	17	22.78	29	6.22
	HT/VHT40 Beam Forming, M24 to M31	4	17	6	97.85	16.8	16.7	16.1	17	22.78	30	7.22
	HT/VHT40 STBC, M0 to M7	2	17	6	97.85	16.8	16.7			19.86	30	10.14
	HT/VHT40 STBC, M0 to M7	3	17	6	97.85	16.8	16.7	16.1		21.41	30	8.59
	HT/VHT40 STBC, M0 to M7	4	17	6	97.85	16.8	16.7	16.1	17	22.78	30	7.22
	HE40, M0 to M9 1ss	1	17	6	97.39	17.2				17.32	30	12.68
	HE40, M0 to M9 1ss	2	17	6	97.39	17.2	17			20.23	30	9.77
	HE40, M0 to M9 2ss	2	17	6	97.39	17.2	17			20.23	30	9.77
	HE40, M0 to M9 1ss	3	17	6	97.39	17.2	17	16.3		21.74	30	8.26
	HE40, M0 to M9 2ss	3	17	6	97.39	17.2	17	16.3		21.74	30	8.26
	HE40, M0 to M9 3ss	3	17	6	97.39	17.2	17	16.3		21.74	30	8.26
	HE40, M0 to M9 1ss	4	17	6	97.39	17.2	17	16.3	17.2	23.08	30	6.92
	HE40, M0 to M9 2ss	4	17	6	97.39	17.2	17	16.3	17.2	23.08	30	6.92
	HE40, M0 to M9 3ss	4	17	6	97.39	17.2	17	16.3	17.2	23.08	30	6.92
	HE40, M0 to M9 4ss	4	17	6	97.39	17.2	17	16.3	17.2	23.08	30	6.92
	HE40 Beam Forming, M0 to M9 1ss	2	17	9	97.39	17.2	17			20.23	27	6.77
	HE40 Beam Forming, M0 to M9 2ss	2	17	6	97.39	17.2	17			20.23	30	9.77
	HE40 Beam Forming, M0 to M9 1ss	3	17	11	97.39	17.2	17	16.3		21.74	25	3.26

This document is uncontrolled. Please refer to the electronic copy within EDCS for the most up to date version.
Cisco Systems, Inc. Company Confidential

	HE40 Beam Forming, M0 to M9 2ss	3	17	8	97.39	17.2	17	16.3		21.74	28	6.26
	HE40 Beam Forming, M0 to M9 3ss	3	17	6	97.39	17.2	17	16.3		21.74	30	8.26
	HE40 Beam Forming, M0 to M9 1ss	4	17	12	97.39	17.2	17	16.3	17.2	23.08	24	0.92
	HE40 Beam Forming, M0 to M9 2ss	4	17	9	97.39	17.2	17	16.3	17.2	23.08	27	3.92
	HE40 Beam Forming, M0 to M9 3ss	4	17	7	97.39	17.2	17	16.3	17.2	23.08	29	5.92
	HE40 Beam Forming, M0 to M9 4ss	4	17	6	97.39	17.2	17	16.3	17.2	23.08	30	6.92
	HE40 STBC, M0 to M9 2ss	2	17	6	97.39	17.2	17			20.23	30	9.77
	HE40 STBC, M0 to M9 2ss	3	17	6	97.39	17.2	17	16.3		21.74	30	8.26
	HE40 STBC, M0 to M9 2ss	4	17	6	97.39	17.2	17	16.3	17.2	23.08	30	6.92
5825	Non HT20, 6 to 54 Mbps	1	17	6	98.84	16.7				16.75	30	13.25
	Non HT20, 6 to 54 Mbps	2	17	6	98.84	16.7	16.7			19.76	30	10.24
	Non HT20, 6 to 54 Mbps	3	17	6	98.84	16.7	16.7	16.6		21.49	30	8.51
	Non HT20, 6 to 54 Mbps	4	17	6	98.84	16.7	16.7	16.6	16.7	22.75	30	7.25
	Non HT20 Beam Forming, 6 to 54 Mbps	2	17	9	98.84	16.7	16.7			19.76	27	7.24
	Non HT20 Beam Forming, 6 to 54 Mbps	3	17	11	98.84	16.7	16.7	16.6		21.49	25	3.51
	Non HT20 Beam Forming, 6 to 54 Mbps	4	16	12	98.84	15.7	15.9	15.6	15.8	21.82	24	2.18
	HT/VHT20, M0 to M7	1	17	6	98.94	16.5				16.55	30	13.45
	HT/VHT20, M0 to M7	2	17	6	98.94	16.5	17			19.81	30	10.19
	HT/VHT20, M8 to M15	2	17	6	98.94	16.5	17			19.81	30	10.19
	HT/VHT20, M0 to M7	3	17	6	98.94	16.5	17	16.5		21.49	30	8.51
	HT/VHT20, M8 to M15	3	17	6	98.94	16.5	17	16.5		21.49	30	8.51
	HT/VHT20, M16 to M23	3	17	6	98.94	16.5	17	16.5		21.49	30	8.51
	HT/VHT20, M0 to M7	4	17	6	98.94	16.5	17	16.5	17.3	22.91	30	7.09
	HT/VHT20, M8 to M15	4	17	6	98.94	16.5	17	16.5	17.3	22.91	30	7.09
	HT/VHT20, M16 to M23	4	17	6	98.94	16.5	17	16.5	17.3	22.91	30	7.09
	HT/VHT20, M24 to M31	4	17	6	98.94	16.5	17	16.5	17.3	22.91	30	7.09
	HT/VHT20 Beam Forming, M0 to M7	2	17	9	98.94	16.5	17			19.81	27	7.19
	HT/VHT20 Beam Forming, M8 to M15	2	17	6	98.94	16.5	17			19.81	30	10.19
	HT/VHT20 Beam Forming, M0 to M7	3	17	11	98.94	16.5	17	16.5		21.49	25	3.51
	HT/VHT20 Beam Forming, M8 to M15	3	17	8	98.94	16.5	17	16.5		21.49	28	6.51
	HT/VHT20 Beam Forming, M16 to M23	3	17	6	98.94	16.5	17	16.5		21.49	30	8.51
	HT/VHT20 Beam Forming, M0 to M7	4	17	12	98.94	16.5	17	16.5	17.3	22.91	24	1.09
	HT/VHT20 Beam Forming, M8 to M15	4	17	9	98.94	16.5	17	16.5	17.3	22.91	27	4.09
	HT/VHT20 Beam Forming, M16 to M23	4	17	7	98.94	16.5	17	16.5	17.3	22.91	29	6.09
	HT/VHT20 Beam Forming, M24 to M31	4	17	6	98.94	16.5	17	16.5	17.3	22.91	30	7.09
	HT/VHT20 STBC, M0 to M7	2	17	6	98.94	16.5	17			19.81	30	10.19

This document is uncontrolled. Please refer to the electronic copy within EDCS for the most up to date version.
Cisco Systems, Inc. Company Confidential

	HT/VHT20 STBC, M0 to M7	3	17	6	98.94	16.5	17	16.5		21.49	30	8.51
	HT/VHT20 STBC, M0 to M7	4	17	6	98.94	16.5	17	16.5	17.3	22.91	30	7.09
	HE20, M0 to M9 1ss	1	17	6	98.62	16.8				16.86	30	13.14
	HE20, M0 to M9 1ss	2	17	6	98.62	16.8	17.2			20.08	30	9.92
	HE20, M0 to M9 2ss	2	17	6	98.62	16.8	17.2			20.08	30	9.92
	HE20, M0 to M9 1ss	3	17	6	98.62	16.8	17.2	16.8		21.77	30	8.23
	HE20, M0 to M9 2ss	3	17	6	98.62	16.8	17.2	16.8		21.77	30	8.23
	HE20, M0 to M9 3ss	3	17	6	98.62	16.8	17.2	16.8		21.77	30	8.23
	HE20, M0 to M9 1ss	4	17	6	98.62	16.8	17.2	16.8	17.5	23.17	30	6.83
	HE20, M0 to M9 2ss	4	17	6	98.62	16.8	17.2	16.8	17.5	23.17	30	6.83
	HE20, M0 to M9 3ss	4	17	6	98.62	16.8	17.2	16.8	17.5	23.17	30	6.83
	HE20, M0 to M9 4ss	4	17	6	98.62	16.8	17.2	16.8	17.5	23.17	30	6.83
	HE20 Beam Forming, M0 to M9 1ss	2	17	9	98.62	16.8	17.2			20.08	27	6.92
	HE20 Beam Forming, M0 to M9 2ss	2	17	6	98.62	16.8	17.2			20.08	30	9.92
	HE20 Beam Forming, M0 to M9 1ss	3	17	11	98.62	16.8	17.2	16.8		21.77	25	3.23
	HE20 Beam Forming, M0 to M9 2ss	3	17	8	98.62	16.8	17.2	16.8		21.77	28	6.23
	HE20 Beam Forming, M0 to M9 3ss	3	17	6	98.62	16.8	17.2	16.8		21.77	30	8.23
	HE20 Beam Forming, M0 to M9 1ss	4	17	12	98.62	16.8	17.2	16.8	17.5	23.17	24	0.83
	HE20 Beam Forming, M0 to M9 2ss	4	17	9	98.62	16.8	17.2	16.8	17.5	23.17	27	3.83
	HE20 Beam Forming, M0 to M9 3ss	4	17	7	98.62	16.8	17.2	16.8	17.5	23.17	29	5.83
	HE20 Beam Forming, M0 to M9 4ss	4	17	6	98.62	16.8	17.2	16.8	17.5	23.17	30	6.83
	HE20 STBC, M0 to M9 2ss	2	17	6	98.62	16.8	17.2			20.08	30	9.92
	HE20 STBC, M0 to M9 2ss	3	17	6	98.62	16.8	17.2	16.8		21.77	30	8.23
	HE20 STBC, M0 to M9 2ss	4	17	6	98.62	16.8	17.2	16.8	17.5	23.17	30	6.83

This document is uncontrolled. Please refer to the electronic copy within EDCS for the most up to date version.
Cisco Systems, Inc. Company Confidential

5.4.5 Maximum Conducted Output Power Plots

5785MHz, HE20 Beamforming, M0h1	
Antenna A	**Antenna B**
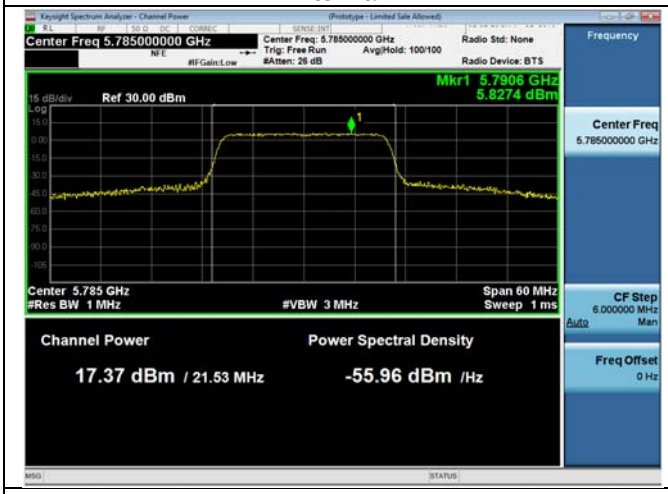	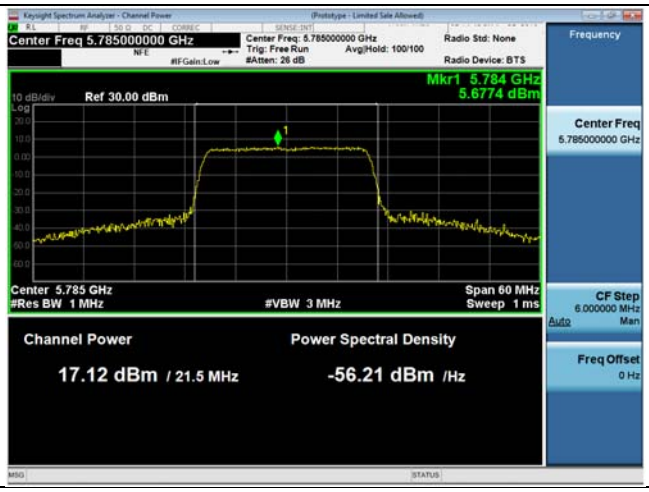
Antenna C	**Antenna D**
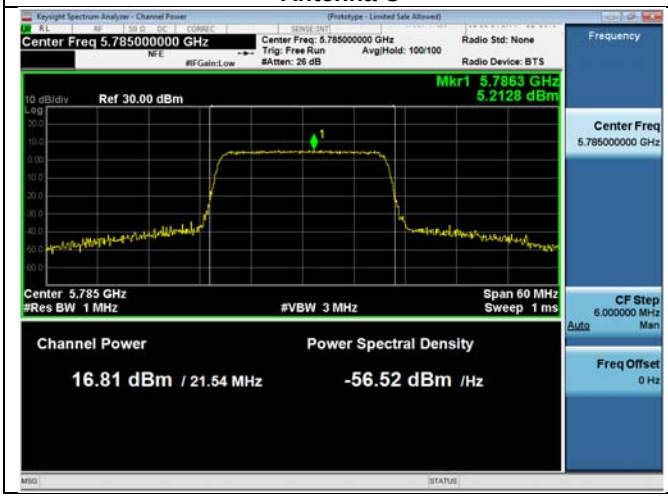	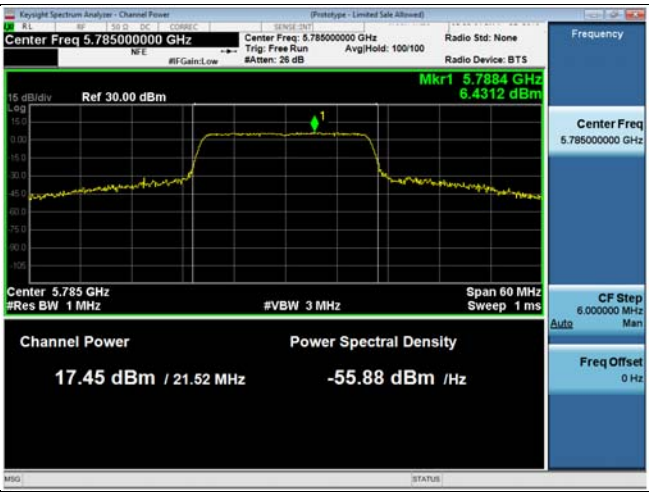

This document is uncontrolled. Please refer to the electronic copy within EDCS for the most up to date version.
Cisco Systems, Inc. Company Confidential

5.5 Power Spectral Density

5.5.1 Power Spectral Density Test Requirement

15.407

(3) For the band 5.725-5.85 GHz the maximum power spectral density shall not exceed 30 dBm in any 500 kHz band. If transmitting antennas of directional gain greater than 6dBi are used, both the maximum conducted output power and the maximum power spectral density shall be reduced by the amount in dB that the directional gain of the antenna exceeds 6dBi. However, fixed point-to-point U-NII devices operating in this band may employ transmitting antennas with directional gain greater than 6dBi without any corresponding reduction in transmitter conducted power. Fixed, point-to-point operations exclude the use of point-to-multipoint systems, omnidirectional applications, and multiple collocated transmitters transmitting the same information. The operator of the U-NII device, or if the equipment is professionally installed, the installer, is responsible for ensuring that systems employing high gain directional antennas are used exclusively for fixed, point-to-point operations.

(5) The maximum power spectral density is measured as a conducted emission by direct connection of a calibrated test instrument to the equipment under test. If the device cannot be connected directly, alternative techniques acceptable to the Commission may be used. Measurements in the 5.725-5.85 GHz band are made over a reference bandwidth of 500 kHz or the 26dB emission bandwidth of the device, whichever is less. Measurements in the 5.15-5.25 GHz, 5.25-5.35 GHz, and the 5.47-5.725 GHz bands are made over a bandwidth of 1 MHz or the 26dB emission bandwidth of the device, whichever is less. A narrower resolution bandwidth can be used, provided that the measured power is integrated over the full reference bandwidth.

This document is uncontrolled. Please refer to the electronic copy within EDCS for the most up to date version.
Cisco Systems, Inc. Company Confidential

5.5.2 Power Spectral Density Test Procedure

Ref. KDB 789033 D02 General UNII Test Procedures New Rules v01r02
F. Maximum Power Spectral Density (PSD)

Power Spectral Density Test Procedure
The rules require "maximum power spectral density" measurements where the intent is to measure the maximum value of the time average of the power spectral density measured during a period of continuous transmission. 1. Create an average power spectrum for the EUT operating mode being tested by following the instructions in section II.E.2. for measuring maximum conducted output power using a spectrum analyzer or EMI receiver: select the appropriate test method (SA-1, SA-2, SA-3, or alternatives to each) and apply it up to, but not including, the step labeled, "Compute power…". (This procedure is required even if the maximum conducted output power measurement was performed using a power meter, method PM.) 2. Use the peak search function on the instrument to find the peak of the spectrum and record its value. 3. Make the following adjustments to the peak value of the spectrum, if applicable: a) If Method SA-2 or SA-2 Alternative was used, add 10 log(1/x), where x is the duty cycle, to the peak of the spectrum. b) If Method SA-3 Alternative was used and the linear mode was used in step II.E.2.g) (viii), add 1 dB to the final result to compensate for the difference between linear averaging and power averaging. 4. The result is the Maximum PSD over 1 MHz reference bandwidth. 5. For devices operating in the bands 5.15-5.25 GHz, 5.25-5.35 GHz, and 5.47-5.725 GHz, the above procedures make use of 1 MHz RBW to satisfy directly the 1 MHz reference bandwidth specified in § 15.407(a)(5). **For devices operating in the band 5.725-5.85 GHz, the rules specify a measurement bandwidth of 500 kHz.**

Ref. KDB 789033 D02 General UNII Test Procedures New Rules v01r02
2. Measurement using a Spectrum Analyzer or EMI Receiver (SA), (d) Method SA-2

Power Spectral Density Test parameters
Method SA-2 (trace averaging across on and off times of the EUT transmissions, followed by duty cycle correction). (i) Measure the duty cycle, x, of the transmitter output signal as described in section II.B. (ii) Set span to encompass the EBW (or, alternatively, the entire 99% occupied bandwidth) of the signal. (iii) Set RBW = 1MHz. (this should be 500kHz per KDB789033, Section F, (5)) (iv) Set VBW ≥ 3MHz. (v) Number of points in sweep ≥ 2 Span / RBW. (This ensures that bin-to-bin spacing is ≤ RBW/2, so that narrowband signals are not lost between frequency bins.) (vi) Sweep time = auto. (vii) Detector = RMS (i.e., power averaging), if available. Otherwise, use sample detector mode. (viii) Do not use sweep triggering. Allow the sweep to "free run". (ix) Trace average at least 100 traces in power averaging (i.e., RMS) mode; however, the number of traces to be averaged shall be increased above 100 as needed to ensure that the average accurately represents the true average over the on and off periods of the transmitter. (x) Compute power by integrating the spectrum across the EBW (or, alternatively, the entire 99% occupied bandwidth) of the signal using the instrument's band power measurement function with band limits set equal to the EBW (or occupied bandwidth) **F. Maximum Power Spectral Density (PSD)** 2. Use the peak search function on the instrument to find the peak of the spectrum and record its value. 3. Make the following adjustments to the peak value of the spectrum, if applicable: a) If Method SA-2 or SA-2 Alternative was used, add 10 log(1/x), where x is the duty cycle, to the peak of the spectrum. 5. … **For devices operating in the band 5.725-5.85 GHz, the rules specify a measurement bandwidth of 500**

This document is uncontrolled. Please refer to the electronic copy within EDCS for the most up to date version.
Cisco Systems, Inc. Company Confidential

kHz.

The “measure-and-sum technique” is used for measuring in-band transmit power of a device. In the measure-and-sum approach, the conducted emission level is measured at each antenna port. The measured results at the various antenna ports are then summed mathematically to determine the total emission level from the device. Summing is performed in linear power units. ANSI C63.10 section 14.3.2.2

This document is uncontrolled. Please refer to the electronic copy within EDCS for the most up to date version.
Cisco Systems, Inc. Company Confidential

5.5.3 Power Spectral Density Test Information

Samples, Systems, and Modes

System Number	Description	Samples	System under test	Support equipment
1	EUT	S01	☑	☐
	Support	S02	☐	☑

Tested By: Julian Land	Date of testing: March 14, 2019 - April 8, 2019
Test Result: PASS	

Test Equipment

See Appendix A for list of test equipment

This document is uncontrolled. Please refer to the electronic copy within EDCS for the most up to date version.
Cisco Systems, Inc. Company Confidential

5.5.4 Power Spectral Density Data Table

Frequency (MHz)	Mode	Tx Paths	Index Power (dBm)	Correlated Antenna Gain (dBi)	Duty Cycle (%)	Tx 1 PSD (dBm/500kHz)	Tx 2 PSD (dBm/500kHz)	Tx 3 PSD (dBm/500kHz)	Tx 4 PSD (dBm/500kHz)	Total Conducted PSD (dBm/500kHz)	Limit (dBm/500kHz)	Margin (dB)
5745	Non HT20, 6 to 54 Mbps	1	16	6	98.84	1.6				1.65	30	28.35
	Non HT20, 6 to 54 Mbps	2	16	9	98.84	1.6	1.4			4.56	27	22.44
	Non HT20, 6 to 54 Mbps	3	16	11	98.84	1.6	1.4	1.6		6.36	25	18.64
	Non HT20, 6 to 54 Mbps	4	16	12	98.84	1.6	1.4	1.6	1.7	7.65	24	16.35
	Non HT20 Beam Forming, 6 to 54 Mbps	2	16	9	98.84	1.6	1.4			4.56	27	22.44
	Non HT20 Beam Forming, 6 to 54 Mbps	3	16	11	98.84	1.6	1.4	1.6		6.36	25	18.64
	Non HT20 Beam Forming, 6 to 54 Mbps	4	16	12	98.84	1.6	1.4	1.6	1.7	7.65	24	16.35
	HT/VHT20, M0 to M7	1	16	6	98.94	1.8				1.85	30	28.15
	HT/VHT20, M0 to M7	2	16	9	98.94	1.8	0.9			4.43	27	22.57
	HT/VHT20, M8 to M15	2	16	6	98.94	1.8	0.9			4.43	30	25.57
	HT/VHT20, M0 to M7	3	16	11	98.94	1.8	0.9	0.7		5.98	25	19.02
	HT/VHT20, M8 to M15	3	16	8	98.94	1.8	0.9	0.7		5.98	28	22.02
	HT/VHT20, M16 to M23	3	16	6	98.94	1.8	0.9	0.7		5.98	30	24.02
	HT/VHT20, M0 to M7	4	16	12	98.94	1.8	0.9	0.7	1.5	7.31	24	16.69
	HT/VHT20, M8 to M15	4	16	9	98.94	1.8	0.9	0.7	1.5	7.31	27	19.69
	HT/VHT20, M16 to M23	4	16	7	98.94	1.8	0.9	0.7	1.5	7.31	29	21.69
	HT/VHT20, M24 to M31	4	16	6	98.94	1.8	0.9	0.7	1.5	7.31	30	22.69
	HT/VHT20 Beam Forming, M0 to M7	2	16	9	98.94	1.8	0.9			4.43	27	22.57
	HT/VHT20 Beam Forming, M8 to M15	2	16	6	98.94	1.8	0.9			4.43	30	25.57
	HT/VHT20 Beam Forming, M0 to M7	3	16	11	98.94	1.8	0.9	0.7		5.98	25	19.02
	HT/VHT20 Beam Forming, M8 to M15	3	16	8	98.94	1.8	0.9	0.7		5.98	28	22.02
	HT/VHT20 Beam Forming, M16 to M23	3	16	6	98.94	1.8	0.9	0.7		5.98	30	24.02
	HT/VHT20 Beam Forming, M0 to M7	4	16	12	98.94	1.8	0.9	0.7	1.5	7.31	24	16.69
	HT/VHT20 Beam Forming, M8 to M15	4	16	9	98.94	1.8	0.9	0.7	1.5	7.31	27	19.69
	HT/VHT20 Beam Forming, M16 to M23	4	16	7	98.94	1.8	0.9	0.7	1.5	7.31	29	21.69
	HT/VHT20 Beam Forming, M24 to M31	4	16	6	98.94	1.8	0.9	0.7	1.5	7.31	30	22.69
	HT/VHT20 STBC, M0 to M7	2	16	6	98.94	1.8	0.9			4.43	30	25.57

This document is uncontrolled. Please refer to the electronic copy within EDCS for the most up to date version.
Cisco Systems, Inc. Company Confidential

	HT/VHT20 STBC, M0 to M7	3	16	8	98.94	1.8	0.9	0.7		5.98	28	22.02
	HT/VHT20 STBC, M0 to M7	4	16	9	98.94	1.8	0.9	0.7	1.5	7.31	27	19.69
	HE20, M0 to M9 1ss	1	16	6	98.62	1.6				1.66	30	28.34
	HE20, M0 to M9 1ss	2	16	9	98.62	1.6	0.8			4.29	27	22.71
	HE20, M0 to M9 2ss	2	16	6	98.62	1.6	0.8			4.29	30	25.71
	HE20, M0 to M9 1ss	3	16	11	98.62	1.6	0.8	1.1		6.01	25	18.99
	HE20, M0 to M9 2ss	3	16	8	98.62	1.6	0.8	1.1		6.01	28	21.99
	HE20, M0 to M9 3ss	3	16	6	98.62	1.6	0.8	1.1		6.01	30	23.99
	HE20, M0 to M9 1ss	4	16	12	98.62	1.6	0.8	1.1	1.5	7.34	24	16.66
	HE20, M0 to M9 2ss	4	16	9	98.62	1.6	0.8	1.1	1.5	7.34	27	19.66
	HE20, M0 to M9 3ss	4	16	7	98.62	1.6	0.8	1.1	1.5	7.34	29	21.66
	HE20, M0 to M9 4ss	4	16	6	98.62	1.6	0.8	1.1	1.5	7.34	30	22.66
	HE20 Beam Forming, M0 to M9 1ss	2	16	9	98.62	1.6	0.8			4.29	27	22.71
	HE20 Beam Forming, M0 to M9 2ss	2	16	6	98.62	1.6	0.8			4.29	30	25.71
	HE20 Beam Forming, M0 to M9 1ss	3	16	11	98.62	1.6	0.8	1.1		6.01	25	18.99
	HE20 Beam Forming, M0 to M9 2ss	3	16	8	98.62	1.6	0.8	1.1		6.01	28	21.99
	HE20 Beam Forming, M0 to M9 3ss	3	16	6	98.62	1.6	0.8	1.1		6.01	30	23.99
	HE20 Beam Forming, M0 to M9 1ss	4	16	12	98.62	1.6	0.8	1.1	1.5	7.34	24	16.66
	HE20 Beam Forming, M0 to M9 2ss	4	16	9	98.62	1.6	0.8	1.1	1.5	7.34	27	19.66
	HE20 Beam Forming, M0 to M9 3ss	4	16	7	98.62	1.6	0.8	1.1	1.5	7.34	29	21.66
	HE20 Beam Forming, M0 to M9 4ss	4	16	6	98.62	1.6	0.8	1.1	1.5	7.34	30	22.66
	HE20 STBC, M0 to M9 2ss	2	16	6	98.62	1.6	0.8			4.29	30	25.71
	HE20 STBC, M0 to M9 2ss	3	16	8	98.62	1.6	0.8	1.1		6.01	28	21.99
	HE20 STBC, M0 to M9 2ss	4	16	9	98.62	1.6	0.8	1.1	1.5	7.34	27	19.66
5755	Non HT40, 6 to 54 Mbps	1	17	6	99.01	-0.2				-0.16	30	30.16
	Non HT40, 6 to 54 Mbps	2	17	9	99.01	-0.2	-0.2			2.85	27	24.15
	Non HT40, 6 to 54 Mbps	3	17	11	99.01	-0.2	-0.2	-0.9		4.39	25	20.61
	Non HT40, 6 to 54 Mbps	4	17	12	99.01	-0.2	-0.2	-0.9	-0.2	5.7	24	18.3
	HT/VHT40, M0 to M7	1	17	6	97.85	-0.8				-0.71	30	30.71
	HT/VHT40, M0 to M7	2	17	9	97.85	-0.8	-1.1			2.16	27	24.84
	HT/VHT40, M8 to M15	2	17	6	97.85	-0.8	-1.1			2.16	30	27.84
	HT/VHT40, M0 to M7	3	17	11	97.85	-0.8	-1.1	-1.3		3.8	25	21.2
	HT/VHT40, M8 to M15	3	17	8	97.85	-0.8	-1.1	-1.3		3.8	28	24.2
	HT/VHT40, M16 to M23	3	17	6	97.85	-0.8	-1.1	-1.3		3.8	30	26.2
	HT/VHT40, M0 to M7	4	17	12	97.85	-0.8	-1.1	-1.3	-1	5.07	24	18.93
	HT/VHT40, M8 to M15	4	17	9	97.85	-0.8	-1.1	-1.3	-1	5.07	27	21.93
	HT/VHT40, M16 to M23	4	17	7	97.85	-0.8	-1.1	-1.3	-1	5.07	29	23.93
	HT/VHT40, M24 to M31	4	17	6	97.85	-0.8	-1.1	-1.3	-1	5.07	30	24.93

This document is uncontrolled. Please refer to the electronic copy within EDCS for the most up to date version.
Cisco Systems, Inc. Company Confidential

	HT/VHT40 Beam Forming, M0 to M7	2	17	9	97.85	-0.8	-1.1			2.16	27	24.84
	HT/VHT40 Beam Forming, M8 to M15	2	17	6	97.85	-0.8	-1.1			2.16	30	27.84
	HT/VHT40 Beam Forming, M0 to M7	3	17	11	97.85	-0.8	-1.1	-1.3		3.8	25	21.2
	HT/VHT40 Beam Forming, M8 to M15	3	17	8	97.85	-0.8	-1.1	-1.3		3.8	28	24.2
	HT/VHT40 Beam Forming, M16 to M23	3	17	6	97.85	-0.8	-1.1	-1.3		3.8	30	26.2
	HT/VHT40 Beam Forming, M0 to M7	4	17	12	97.85	-0.8	-1.1	-1.3	-1	5.07	24	18.93
	HT/VHT40 Beam Forming, M8 to M15	4	17	9	97.85	-0.8	-1.1	-1.3	-1	5.07	27	21.93
	HT/VHT40 Beam Forming, M16 to M23	4	17	7	97.85	-0.8	-1.1	-1.3	-1	5.07	29	23.93
	HT/VHT40 Beam Forming, M24 to M31	4	17	6	97.85	-0.8	-1.1	-1.3	-1	5.07	30	24.93
	HT/VHT40 STBC, M0 to M7	2	17	6	97.85	-0.8	-1.1			2.16	30	27.84
	HT/VHT40 STBC, M0 to M7	3	17	8	97.85	-0.8	-1.1	-1.3		3.8	28	24.2
	HT/VHT40 STBC, M0 to M7	4	17	9	97.85	-0.8	-1.1	-1.3	-1	5.07	27	21.93
	HE40, M0 to M9 1ss	1	17	6	97.39	-0.9				-0.78	30	30.78
	HE40, M0 to M9 1ss	2	17	9	97.39	-0.9	-0.7			2.33	27	24.67
	HE40, M0 to M9 2ss	2	17	6	97.39	-0.9	-0.7			2.33	30	27.67
	HE40, M0 to M9 1ss	3	17	11	97.39	-0.9	-0.7	-1.3		3.93	25	21.07
	HE40, M0 to M9 2ss	3	17	8	97.39	-0.9	-0.7	-1.3		3.93	28	24.07
	HE40, M0 to M9 3ss	3	17	6	97.39	-0.9	-0.7	-1.3		3.93	30	26.07
	HE40, M0 to M9 1ss	4	17	12	97.39	-0.9	-0.7	-1.3	-0.2	5.38	24	18.62
	HE40, M0 to M9 2ss	4	17	9	97.39	-0.9	-0.7	-1.3	-0.2	5.38	27	21.62
	HE40, M0 to M9 3ss	4	17	7	97.39	-0.9	-0.7	-1.3	-0.2	5.38	29	23.62
	HE40, M0 to M9 4ss	4	17	6	97.39	-0.9	-0.7	-1.3	-0.2	5.38	30	24.62
	HE40 Beam Forming, M0 to M9 1ss	2	17	9	97.39	-0.9	-0.7			2.33	27	24.67
	HE40 Beam Forming, M0 to M9 2ss	2	17	6	97.39	-0.9	-0.7			2.33	30	27.67
	HE40 Beam Forming, M0 to M9 1ss	3	17	11	97.39	-0.9	-0.7	-1.3		3.93	25	21.07
	HE40 Beam Forming, M0 to M9 2ss	3	17	8	97.39	-0.9	-0.7	-1.3		3.93	28	24.07
	HE40 Beam Forming, M0 to M9 3ss	3	17	6	97.39	-0.9	-0.7	-1.3		3.93	30	26.07
	HE40 Beam Forming, M0 to M9 1ss	4	17	12	97.39	-0.9	-0.7	-1.3	-0.2	5.38	24	18.62
	HE40 Beam Forming, M0 to M9 2ss	4	17	9	97.39	-0.9	-0.7	-1.3	-0.2	5.38	27	21.62
	HE40 Beam Forming, M0 to M9 3ss	4	17	7	97.39	-0.9	-0.7	-1.3	-0.2	5.38	29	23.62
	HE40 Beam Forming, M0 to M9 4ss	4	17	6	97.39	-0.9	-0.7	-1.3	-0.2	5.38	30	24.62
	HE40 STBC, M0 to M9 2ss	2	17	6	97.39	-0.9	-0.7			2.33	30	27.67
	HE40 STBC, M0 to M9 2ss	3	17	8	97.39	-0.9	-0.7	-1.3		3.93	28	24.07
	HE40 STBC, M0 to M9 2ss	4	17	9	97.39	-0.9	-0.7	-1.3	-0.2	5.38	27	21.62
5775	Non HT80, 6 to 54 Mbps	1	16	6	99.17	-4.7				-4.66	30	34.66
	Non HT80, 6 to 54 Mbps	2	16	9	99.17	-4.7	-3.5			-1.01	27	28.01
	Non HT80, 6 to 54 Mbps	3	16	11	99.17	-4.7	-3.5	-4.5		0.61	25	24.39
	Non HT80, 6 to 54 Mbps	4	16	12	99.17	-4.7	-3.5	-4.5	-3.8	1.96	24	22.04

This document is uncontrolled. Please refer to the electronic copy within EDCS for the most up to date version.
Cisco Systems, Inc. Company Confidential

	VHT80, M0 to M9 1ss	1	16	6	96.22	-4.3				-4.13	30	34.13
	VHT80, M0 to M9 1ss	2	16	9	96.22	-4.3	-5.3			-1.59	27	28.59
	VHT80, M0 to M9 2ss	2	16	6	96.22	-4.3	-5.3			-1.59	30	31.59
	VHT80, M0 to M9 1ss	3	16	11	96.22	-4.3	-5.3	-4.4		0.29	25	24.71
	VHT80, M0 to M9 2ss	3	16	8	96.22	-4.3	-5.3	-4.4		0.29	28	27.71
	VHT80, M0 to M9 3ss	3	16	6	96.22	-4.3	-5.3	-4.4		0.29	30	29.71
	VHT80, M0 to M9 1ss	4	16	12	96.22	-4.3	-5.3	-4.4	-6	1.24	24	22.76
	VHT80, M0 to M9 2ss	4	16	9	96.22	-4.3	-5.3	-4.4	-6	1.24	27	25.76
	VHT80, M0 to M9 3ss	4	16	7	96.22	-4.3	-5.3	-4.4	-6	1.24	29	27.76
	VHT80, M0 to M9 4ss	4	16	6	96.22	-4.3	-5.3	-4.4	-6	1.24	30	28.76
	VHT80 Beam Forming, M0 to M9 1ss	2	16	9	96.22	-4.3	-5.3			-1.59	27	28.59
	VHT80 Beam Forming, M0 to M9 2ss	2	16	6	96.22	-4.3	-5.3			-1.59	30	31.59
	VHT80 Beam Forming, M0 to M9 1ss	3	16	11	96.22	-4.3	-5.3	-4.4		0.29	25	24.71
	VHT80 Beam Forming, M0 to M9 2ss	3	16	8	96.22	-4.3	-5.3	-4.4		0.29	28	27.71
	VHT80 Beam Forming, M0 to M9 3ss	3	16	6	96.22	-4.3	-5.3	-4.4		0.29	30	29.71
	VHT80 Beam Forming, M0 to M9 1ss	4	16	12	96.22	-4.3	-5.3	-4.4	-6	1.24	24	22.76
	VHT80 Beam Forming, M0 to M9 2ss	4	16	9	96.22	-4.3	-5.3	-4.4	-6	1.24	27	25.76
	VHT80 Beam Forming, M0 to M9 3ss	4	16	7	96.22	-4.3	-5.3	-4.4	-6	1.24	29	27.76
	VHT80 Beam Forming, M0 to M9 4ss	4	16	6	96.22	-4.3	-5.3	-4.4	-6	1.24	30	28.76
	VHT80 STBC, M0 to M9 1ss	2	16	6	96.22	-4.3	-5.3			-1.59	30	31.59
	VHT80 STBC, M0 to M9 1ss	3	16	6	96.22	-4.3	-5.3	-4.4		0.29	30	29.71
	VHT80 STBC, M0 to M9 1ss	4	16	6	96.22	-4.3	-5.3	-4.4	-6	1.24	30	28.76
	HE80, M0 to M9 1ss	1	16	6	95.04	-4.4				-4.18	30	34.18
	HE80, M0 to M9 1ss	2	16	9	95.04	-4.4	-5.1			-1.5	27	28.5
	HE80, M0 to M9 2ss	2	16	6	95.04	-4.4	-5.1			-1.5	30	31.5
	HE80, M0 to M9 1ss	3	16	11	95.04	-4.4	-5.1	-3.9		0.55	25	24.45
	HE80, M0 to M9 2ss	3	16	8	95.04	-4.4	-5.1	-3.9		0.55	28	27.45
	HE80, M0 to M9 3ss	3	16	6	95.04	-4.4	-5.1	-3.9		0.55	30	29.45
	HE80, M0 to M9 1ss	4	16	12	95.04	-4.4	-5.1	-3.9	-6.4	1.39	24	22.61
	HE80, M0 to M9 2ss	4	16	9	95.04	-4.4	-5.1	-3.9	-6.4	1.39	27	25.61
	HE80, M0 to M9 3ss	4	16	7	95.04	-4.4	-5.1	-3.9	-6.4	1.39	29	27.61
	HE80, M0 to M9 4ss	4	16	6	95.04	-4.4	-5.1	-3.9	-6.4	1.39	30	28.61
	HE80 Beam Forming, M0 to M9 1ss	2	16	9	95.04	-4.4	-5.1			-1.5	27	28.5
	HE80 Beam Forming, M0 to M9 2ss	2	16	6	95.04	-4.4	-5.1			-1.5	30	31.5
	HE80 Beam Forming, M0 to M9 1ss	3	16	11	95.04	-4.4	-5.1	-3.9		0.55	25	24.45
	HE80 Beam Forming, M0 to M9 2ss	3	16	8	95.04	-4.4	-5.1	-3.9		0.55	28	27.45
	HE80 Beam Forming, M0 to M9 3ss	3	16	6	95.04	-4.4	-5.1	-3.9		0.55	30	29.45
	HE80 Beam Forming, M0 to M9 1ss	4	16	12	95.04	-4.4	-5.1	-3.9	-6.4	1.39	24	22.61
	HE80 Beam Forming, M0 to M9 2ss	4	16	9	95.04	-4.4	-5.1	-3.9	-6.4	1.39	27	25.61

This document is uncontrolled. Please refer to the electronic copy within EDCS for the most up to date version.
Cisco Systems, Inc. Company Confidential

	HE80 Beam Forming, M0 to M9 3ss	4	16	7	95.04	-4.4	-5.1	-3.9	-6.4	1.39	29	27.61
	HE80 Beam Forming, M0 to M9 4ss	4	16	6	95.04	-4.4	-5.1	-3.9	-6.4	1.39	30	28.61
	HE80 STBC, M0 to M9 1ss	2	16	6	95.04	-4.4	-5.1			-1.5	30	31.5
	HE80 STBC, M0 to M9 1ss	3	16	6	95.04	-4.4	-5.1	-3.9		0.55	30	29.45
	HE80 STBC, M0 to M9 1ss	4	16	6	95.04	-4.4	-5.1	-3.9	-6.4	1.39	30	28.61
5785	Non HT20, 6 to 54 Mbps	1	17	6	98.84	2.5				2.55	30	27.45
	Non HT20, 6 to 54 Mbps	2	17	9	98.84	2.5	2.5			5.56	27	21.44
	Non HT20, 6 to 54 Mbps	3	17	11	98.84	2.5	2.5	2.3		7.26	25	17.74
	Non HT20, 6 to 54 Mbps	4	17	12	98.84	2.5	2.5	2.3	2.5	8.52	24	15.48
	Non HT20 Beam Forming, 6 to 54 Mbps	2	17	9	98.84	2.5	2.5			5.56	27	21.44
	Non HT20 Beam Forming, 6 to 54 Mbps	3	17	11	98.84	2.5	2.5	2.3		7.26	25	17.74
	Non HT20 Beam Forming, 6 to 54 Mbps	4	16	12	98.84	1.8	1.5	1.7	1.5	7.7	24	16.3
	HT/VHT20, M0 to M7	1	17	6	98.94	2.7				2.75	30	27.25
	HT/VHT20, M0 to M7	2	17	9	98.94	2.7	2.6			5.71	27	21.29
	HT/VHT20, M8 to M15	2	17	6	98.94	2.7	2.6			5.71	30	24.29
	HT/VHT20, M0 to M7	3	17	11	98.94	2.7	2.6	2		7.26	25	17.74
	HT/VHT20, M8 to M15	3	17	8	98.94	2.7	2.6	2		7.26	28	20.74
	HT/VHT20, M16 to M23	3	17	6	98.94	2.7	2.6	2		7.26	30	22.74
	HT/VHT20, M0 to M7	4	17	12	98.94	2.7	2.6	2	2.7	8.58	24	15.42
	HT/VHT20, M8 to M15	4	17	9	98.94	2.7	2.6	2	2.7	8.58	27	18.42
	HT/VHT20, M16 to M23	4	17	7	98.94	2.7	2.6	2	2.7	8.58	29	20.42
	HT/VHT20, M24 to M31	4	17	6	98.94	2.7	2.6	2	2.7	8.58	30	21.42
	HT/VHT20 Beam Forming, M0 to M7	2	17	9	98.94	2.7	2.6			5.71	27	21.29
	HT/VHT20 Beam Forming, M8 to M15	2	17	6	98.94	2.7	2.6			5.71	30	24.29
	HT/VHT20 Beam Forming, M0 to M7	3	17	11	98.94	2.7	2.6	2		7.26	25	17.74
	HT/VHT20 Beam Forming, M8 to M15	3	17	8	98.94	2.7	2.6	2		7.26	28	20.74
	HT/VHT20 Beam Forming, M16 to M23	3	17	6	98.94	2.7	2.6	2		7.26	30	22.74
	HT/VHT20 Beam Forming, M0 to M7	4	17	12	98.94	2.7	2.6	2	2.7	8.58	24	15.42
	HT/VHT20 Beam Forming, M8 to M15	4	17	9	98.94	2.7	2.6	2	2.7	8.58	27	18.42
	HT/VHT20 Beam Forming, M16 to M23	4	17	7	98.94	2.7	2.6	2	2.7	8.58	29	20.42
	HT/VHT20 Beam Forming, M24 to M31	4	17	6	98.94	2.7	2.6	2	2.7	8.58	30	21.42
	HT/VHT20 STBC, M0 to M7	2	17	6	98.94	2.7	2.6			5.71	30	24.29
	HT/VHT20 STBC, M0 to M7	3	17	8	98.94	2.7	2.6	2		7.26	28	20.74
	HT/VHT20 STBC, M0 to M7	4	17	9	98.94	2.7	2.6	2	2.7	8.58	27	18.42
	HE20, M0 to M9 1ss	1	17	6	98.62	2.6				2.66	30	27.34
	HE20, M0 to M9 1ss	2	17	9	98.62	2.6	2.6			5.67	27	21.33
	HE20, M0 to M9 2ss	2	17	6	98.62	2.6	2.6			5.67	30	24.33
	HE20, M0 to M9 1ss	3	17	11	98.62	2.6	2.6	2.1		7.27	25	17.73

This document is uncontrolled. Please refer to the electronic copy within EDCS for the most up to date version.
Cisco Systems, Inc. Company Confidential

	HE20, M0 to M9 2ss	3	17	8	98.62	2.6	2.6	2.1		7.27	28	20.73
	HE20, M0 to M9 3ss	3	17	6	98.62	2.6	2.6	2.1		7.27	30	22.73
	HE20, M0 to M9 1ss	4	17	12	98.62	2.6	2.6	2.1	2.8	8.61	24	15.39
	HE20, M0 to M9 2ss	4	17	9	98.62	2.6	2.6	2.1	2.8	8.61	27	18.39
	HE20, M0 to M9 3ss	4	17	7	98.62	2.6	2.6	2.1	2.8	8.61	29	20.39
	HE20, M0 to M9 4ss	4	17	6	98.62	2.6	2.6	2.1	2.8	8.61	30	21.39
	HE20 Beam Forming, M0 to M9 1ss	2	17	9	98.62	2.6	2.6			5.67	27	21.33
	HE20 Beam Forming, M0 to M9 2ss	2	17	6	98.62	2.6	2.6			5.67	30	24.33
	HE20 Beam Forming, M0 to M9 1ss	3	17	11	98.62	2.6	2.6	2.1		7.27	25	17.73
	HE20 Beam Forming, M0 to M9 2ss	3	17	8	98.62	2.6	2.6	2.1		7.27	28	20.73
	HE20 Beam Forming, M0 to M9 3ss	3	17	6	98.62	2.6	2.6	2.1		7.27	30	22.73
	HE20 Beam Forming, M0 to M9 1ss	4	17	12	98.62	2.6	2.6	2.1	2.8	8.61	24	15.39
	HE20 Beam Forming, M0 to M9 2ss	4	17	9	98.62	2.6	2.6	2.1	2.8	8.61	27	18.39
	HE20 Beam Forming, M0 to M9 3ss	4	17	7	98.62	2.6	2.6	2.1	2.8	8.61	29	20.39
	HE20 Beam Forming, M0 to M9 4ss	4	17	6	98.62	2.6	2.6	2.1	2.8	8.61	30	21.39
	HE20 STBC, M0 to M9 2ss	2	17	6	98.62	2.6	2.6			5.67	30	24.33
	HE20 STBC, M0 to M9 2ss	3	17	8	98.62	2.6	2.6	2.1		7.27	28	20.73
	HE20 STBC, M0 to M9 2ss	4	17	9	98.62	2.6	2.6	2.1	2.8	8.61	27	18.39
5795	Non HT40, 6 to 54 Mbps	1	17	6	99.01	-0.3				-0.26	30	30.26
	Non HT40, 6 to 54 Mbps	2	17	9	99.01	-0.3	0			2.91	27	24.09
	Non HT40, 6 to 54 Mbps	3	17	11	99.01	-0.3	0	-0.9		4.43	25	20.57
	Non HT40, 6 to 54 Mbps	4	17	12	99.01	-0.3	0	-0.9	0.3	5.86	24	18.14
	HT/VHT40, M0 to M7	1	17	6	97.85	-0.6				-0.51	30	30.51
	HT/VHT40, M0 to M7	2	17	9	97.85	-0.6	-0.7			2.46	27	24.54
	HT/VHT40, M8 to M15	2	17	6	97.85	-0.6	-0.7			2.46	30	27.54
	HT/VHT40, M0 to M7	3	17	11	97.85	-0.6	-0.7	-1.5		3.95	25	21.05
	HT/VHT40, M8 to M15	3	17	8	97.85	-0.6	-0.7	-1.5		3.95	28	24.05
	HT/VHT40, M16 to M23	3	17	6	97.85	-0.6	-0.7	-1.5		3.95	30	26.05
	HT/VHT40, M0 to M7	4	17	12	97.85	-0.6	-0.7	-1.5	-0.5	5.31	24	18.69
	HT/VHT40, M8 to M15	4	17	9	97.85	-0.6	-0.7	-1.5	-0.5	5.31	27	21.69
	HT/VHT40, M16 to M23	4	17	7	97.85	-0.6	-0.7	-1.5	-0.5	5.31	29	23.69
	HT/VHT40, M24 to M31	4	17	6	97.85	-0.6	-0.7	-1.5	-0.5	5.31	30	24.69
	HT/VHT40 Beam Forming, M0 to M7	2	17	9	97.85	-0.6	-0.7			2.46	27	24.54
	HT/VHT40 Beam Forming, M8 to M15	2	17	6	97.85	-0.6	-0.7			2.46	30	27.54
	HT/VHT40 Beam Forming, M0 to M7	3	17	11	97.85	-0.6	-0.7	-1.5		3.95	25	21.05
	HT/VHT40 Beam Forming, M8 to M15	3	17	8	97.85	-0.6	-0.7	-1.5		3.95	28	24.05
	HT/VHT40 Beam Forming, M16 to M23	3	17	6	97.85	-0.6	-0.7	-1.5		3.95	30	26.05
	HT/VHT40 Beam Forming, M0 to M7	4	17	12	97.85	-0.6	-0.7	-1.5	-0.5	5.31	24	18.69

This document is uncontrolled. Please refer to the electronic copy within EDCS for the most up to date version.
Cisco Systems, Inc. Company Confidential

	HT/VHT40 Beam Forming, M8 to M15	4	17	9	97.85	-0.6	-0.7	-1.5	-0.5	5.31	27	21.69
	HT/VHT40 Beam Forming, M16 to M23	4	17	7	97.85	-0.6	-0.7	-1.5	-0.5	5.31	29	23.69
	HT/VHT40 Beam Forming, M24 to M31	4	17	6	97.85	-0.6	-0.7	-1.5	-0.5	5.31	30	24.69
	HT/VHT40 STBC, M0 to M7	2	17	6	97.85	-0.6	-0.7			2.46	30	27.54
	HT/VHT40 STBC, M0 to M7	3	17	8	97.85	-0.6	-0.7	-1.5		3.95	28	24.05
	HT/VHT40 STBC, M0 to M7	4	17	9	97.85	-0.6	-0.7	-1.5	-0.5	5.31	27	21.69
	HE40, M0 to M9 1ss	1	17	6	97.39	-0.3				-0.18	30	30.18
	HE40, M0 to M9 1ss	2	17	9	97.39	-0.3	-0.4			2.78	27	24.22
	HE40, M0 to M9 2ss	2	17	6	97.39	-0.3	-0.4			2.78	30	27.22
	HE40, M0 to M9 1ss	3	17	11	97.39	-0.3	-0.4	-1		4.33	25	20.67
	HE40, M0 to M9 2ss	3	17	8	97.39	-0.3	-0.4	-1		4.33	28	23.67
	HE40, M0 to M9 3ss	3	17	6	97.39	-0.3	-0.4	-1		4.33	30	25.67
	HE40, M0 to M9 1ss	4	17	12	97.39	-0.3	-0.4	-1	-0.3	5.65	24	18.35
	HE40, M0 to M9 2ss	4	17	9	97.39	-0.3	-0.4	-1	-0.3	5.65	27	21.35
	HE40, M0 to M9 3ss	4	17	7	97.39	-0.3	-0.4	-1	-0.3	5.65	29	23.35
	HE40, M0 to M9 4ss	4	17	6	97.39	-0.3	-0.4	-1	-0.3	5.65	30	24.35
	HE40 Beam Forming, M0 to M9 1ss	2	17	9	97.39	-0.3	-0.4			2.78	27	24.22
	HE40 Beam Forming, M0 to M9 2ss	2	17	6	97.39	-0.3	-0.4			2.78	30	27.22
	HE40 Beam Forming, M0 to M9 1ss	3	17	11	97.39	-0.3	-0.4	-1		4.33	25	20.67
	HE40 Beam Forming, M0 to M9 2ss	3	17	8	97.39	-0.3	-0.4	-1		4.33	28	23.67
	HE40 Beam Forming, M0 to M9 3ss	3	17	6	97.39	-0.3	-0.4	-1		4.33	30	25.67
	HE40 Beam Forming, M0 to M9 1ss	4	17	12	97.39	-0.3	-0.4	-1	-0.3	5.65	24	18.35
	HE40 Beam Forming, M0 to M9 2ss	4	17	9	97.39	-0.3	-0.4	-1	-0.3	5.65	27	21.35
	HE40 Beam Forming, M0 to M9 3ss	4	17	7	97.39	-0.3	-0.4	-1	-0.3	5.65	29	23.35
	HE40 Beam Forming, M0 to M9 4ss	4	17	6	97.39	-0.3	-0.4	-1	-0.3	5.65	30	24.35
	HE40 STBC, M0 to M9 2ss	2	17	6	97.39	-0.3	-0.4			2.78	30	27.22
	HE40 STBC, M0 to M9 2ss	3	17	8	97.39	-0.3	-0.4	-1		4.33	28	23.67
	HE40 STBC, M0 to M9 2ss	4	17	9	97.39	-0.3	-0.4	-1	-0.3	5.65	27	21.35
5825	Non HT20, 6 to 54 Mbps	1	17	6	98.84	2.4				2.45	30	27.55
	Non HT20, 6 to 54 Mbps	2	17	9	98.84	2.4	2.5			5.51	27	21.49
	Non HT20, 6 to 54 Mbps	3	17	11	98.84	2.4	2.5	2.3		7.22	25	17.78
	Non HT20, 6 to 54 Mbps	4	17	12	98.84	2.4	2.5	2.3	2.4	8.47	24	15.53
	Non HT20 Beam Forming, 6 to 54 Mbps	2	17	9	98.84	2.4	2.5			5.51	27	21.49
	Non HT20 Beam Forming, 6 to 54 Mbps	3	17	11	98.84	2.4	2.5	2.3		7.22	25	17.78
	Non HT20 Beam Forming, 6 to 54 Mbps	4	16	12	98.84	1.5	1.5	1.2	1.7	7.55	24	16.45
	HT/VHT20, M0 to M7	1	17	6	98.94	2.4				2.45	30	27.55
	HT/VHT20, M0 to M7	2	17	9	98.94	2.4	2.5			5.51	27	21.49
	HT/VHT20, M8 to M15	2	17	6	98.94	2.4	2.5			5.51	30	24.49

This document is uncontrolled. Please refer to the electronic copy within EDCS for the most up to date version.
Cisco Systems, Inc. Company Confidential

	HT/VHT20, M0 to M7	3	17	11	98.94	2.4	2.5	2		7.12	25	17.88
	HT/VHT20, M8 to M15	3	17	8	98.94	2.4	2.5	2		7.12	28	20.88
	HT/VHT20, M16 to M23	3	17	6	98.94	2.4	2.5	2		7.12	30	22.88
	HT/VHT20, M0 to M7	4	17	12	98.94	2.4	2.5	2	3	8.56	24	15.44
	HT/VHT20, M8 to M15	4	17	9	98.94	2.4	2.5	2	3	8.56	27	18.44
	HT/VHT20, M16 to M23	4	17	7	98.94	2.4	2.5	2	3	8.56	29	20.44
	HT/VHT20, M24 to M31	4	17	6	98.94	2.4	2.5	2	3	8.56	30	21.44
	HT/VHT20 Beam Forming, M0 to M7	2	17	9	98.94	2.4	2.5			5.51	27	21.49
	HT/VHT20 Beam Forming, M8 to M15	2	17	6	98.94	2.4	2.5			5.51	30	24.49
	HT/VHT20 Beam Forming, M0 to M7	3	17	11	98.94	2.4	2.5	2		7.12	25	17.88
	HT/VHT20 Beam Forming, M8 to M15	3	17	8	98.94	2.4	2.5	2		7.12	28	20.88
	HT/VHT20 Beam Forming, M16 to M23	3	17	6	98.94	2.4	2.5	2		7.12	30	22.88
	HT/VHT20 Beam Forming, M0 to M7	4	17	12	98.94	2.4	2.5	2	3	8.56	24	15.44
	HT/VHT20 Beam Forming, M8 to M15	4	17	9	98.94	2.4	2.5	2	3	8.56	27	18.44
	HT/VHT20 Beam Forming, M16 to M23	4	17	7	98.94	2.4	2.5	2	3	8.56	29	20.44
	HT/VHT20 Beam Forming, M24 to M31	4	17	6	98.94	2.4	2.5	2	3	8.56	30	21.44
	HT/VHT20 STBC, M0 to M7	2	17	6	98.94	2.4	2.5			5.51	30	24.49
	HT/VHT20 STBC, M0 to M7	3	17	8	98.94	2.4	2.5	2		7.12	28	20.88
	HT/VHT20 STBC, M0 to M7	4	17	9	98.94	2.4	2.5	2	3	8.56	27	18.44
	HE20, M0 to M9 1ss	1	17	6	98.62	2.1				2.16	30	27.84
	HE20, M0 to M9 1ss	2	17	9	98.62	2.1	2.3			5.27	27	21.73
	HE20, M0 to M9 2ss	2	17	6	98.62	2.1	2.3			5.27	30	24.73
	HE20, M0 to M9 1ss	3	17	11	98.62	2.1	2.3	2.2		7.03	25	17.97
	HE20, M0 to M9 2ss	3	17	8	98.62	2.1	2.3	2.2		7.03	28	20.97
	HE20, M0 to M9 3ss	3	17	6	98.62	2.1	2.3	2.2		7.03	30	22.97
	HE20, M0 to M9 1ss	4	17	12	98.62	2.1	2.3	2.2	3	8.5	24	15.5
	HE20, M0 to M9 2ss	4	17	9	98.62	2.1	2.3	2.2	3	8.5	27	18.5
	HE20, M0 to M9 3ss	4	17	7	98.62	2.1	2.3	2.2	3	8.5	29	20.5
	HE20, M0 to M9 4ss	4	17	6	98.62	2.1	2.3	2.2	3	8.5	30	21.5
	HE20 Beam Forming, M0 to M9 1ss	2	17	9	98.62	2.1	2.3			5.27	27	21.73
	HE20 Beam Forming, M0 to M9 2ss	2	17	6	98.62	2.1	2.3			5.27	30	24.73
	HE20 Beam Forming, M0 to M9 1ss	3	17	11	98.62	2.1	2.3	2.2		7.03	25	17.97
	HE20 Beam Forming, M0 to M9 2ss	3	17	8	98.62	2.1	2.3	2.2		7.03	28	20.97
	HE20 Beam Forming, M0 to M9 3ss	3	17	6	98.62	2.1	2.3	2.2		7.03	30	22.97
	HE20 Beam Forming, M0 to M9 1ss	4	17	12	98.62	2.1	2.3	2.2	3	8.5	24	15.5
	HE20 Beam Forming, M0 to M9 2ss	4	17	9	98.62	2.1	2.3	2.2	3	8.5	27	18.5
	HE20 Beam Forming, M0 to M9 3ss	4	17	7	98.62	2.1	2.3	2.2	3	8.5	29	20.5
	HE20 Beam Forming, M0 to M9 4ss	4	17	6	98.62	2.1	2.3	2.2	3	8.5	30	21.5
	HE20 STBC, M0 to M9 2ss	2	17	6	98.62	2.1	2.3			5.27	30	24.73

This document is uncontrolled. Please refer to the electronic copy within EDCS for the most up to date version.
Cisco Systems, Inc. Company Confidential

	HE20 STBC, M0 to M9 2ss	3	17	8	98.62	2.1	2.3	2.2		7.03	28	20.97
	HE20 STBC, M0 to M9 2ss	4	17	9	98.62	2.1	2.3	2.2	3	8.5	27	18.5

This document is uncontrolled. Please refer to the electronic copy within EDCS for the most up to date version.
Cisco Systems, Inc. Company Confidential

5.5.5 Power Spectral Density Plots

5785 MHz, HE20, M0h1	
Antenna A	Antenna B
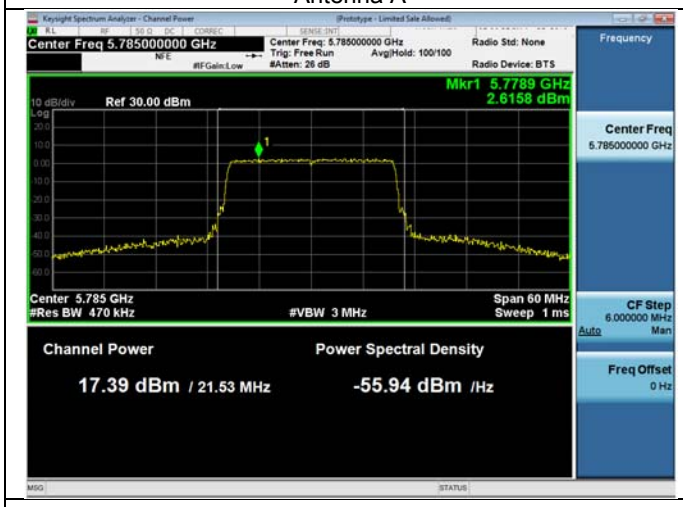	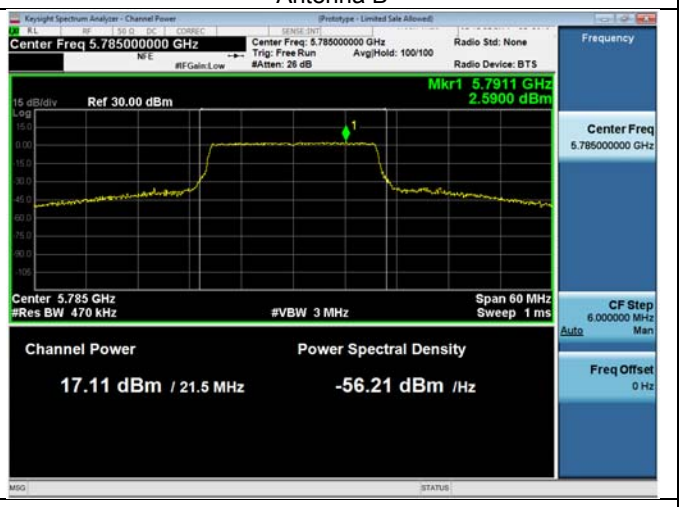
Antenna C	Antenna D
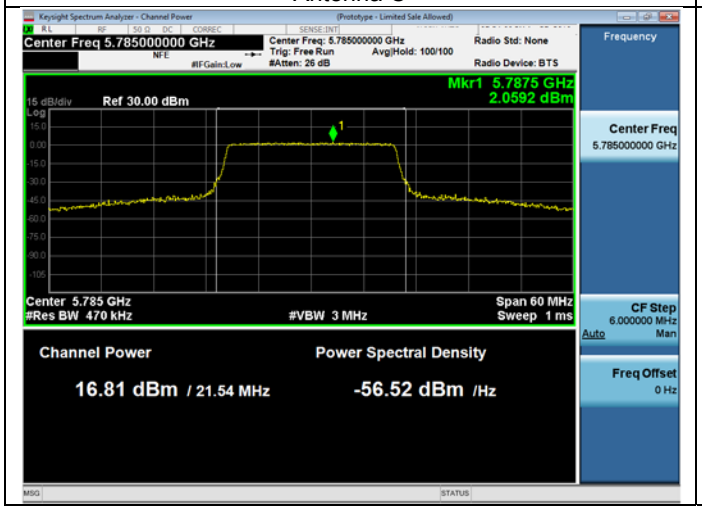	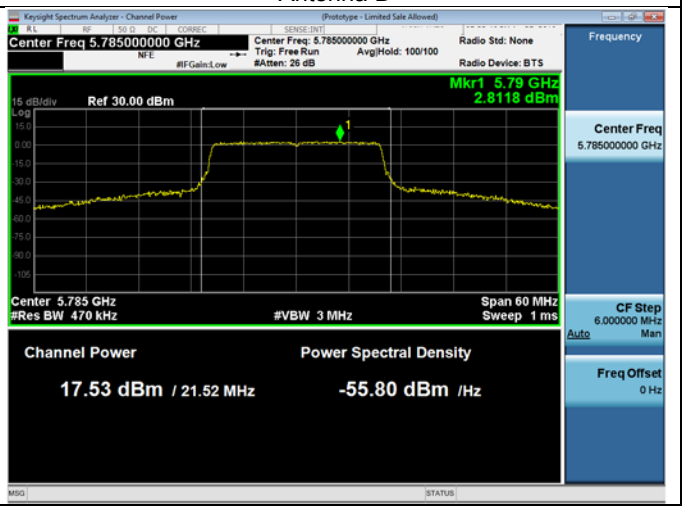

This document is uncontrolled. Please refer to the electronic copy within EDCS for the most up to date version.
Cisco Systems, Inc. Company Confidential

5.6 Conducted Spurious Emissions

5.6.1 Conducted Spurious Emissions Test Requirement

15.407

(b) *Undesirable emission limits.* Except as shown in paragraph (b)(7) of this section, the maximum emissions outside of the frequency bands of operation shall be attenuated in accordance with the following limits:

(4) For transmitters operating in the 5.725-5.85 GHz band:

(i) All emissions shall be limited to a level of −27 dBm/MHz at 75 MHz or more above or below the band edge increasing linearly to 10 dBm/MHz at 25 MHz above or below the band edge, and from 25 MHz above or below the band edge increasing linearly to a level of 15.6 dBm/MHz at 5 MHz above or below the band edge, and from 5 MHz above or below the band edge increasing linearly to a level of 27 dBm/MHz at the band edge.

(6) Unwanted emissions below 1 GHz must comply with the general field strength limits set forth in §15.209.

(7) The provisions of §15.205 apply to intentional radiators operating under this section.

15.205 / 15.209:

Radiated emissions which fall in the restricted bands, as defined in Section 15.205(a), must also comply with the radiated emission limits specified in Section 15.209(a) (see Section 15.205(c)).

This document is uncontrolled. Please refer to the electronic copy within EDCS for the most up to date version.
Cisco Systems, Inc. Company Confidential

5.6.2 Conducted Spurious Emissions Test Procedure

From KDB 789033 D02 General UNII Test Procedures New Rules v01r02

ANSI C63.10: 2013

Conducted Spurious Emissions Test Procedure
1. Connect the antenna port(s) to the spectrum analyzer input. 2. Place the radio in continuous transmit mode 3. Configure Spectrum analyzer as per test parameters below (be sure to enter all losses between the transmitter output and the spectrum analyzer). 4. Use the peak marker function to determine the maximum spurs amplitude level. 5. Out-of-band and spurious emissions tests are performed on each output individually without summing or adding 10 log(N) since the measurements are made relative to the in-band emissions on the individual outputs. The worst-case output is recorded. 6. Capture graphs and record pertinent measurement data.

Ref. ANSI C63.10: 2013 section 12.7.7.3 and 12.7.6

Conducted Spurious Emissions Test parameters
Span = 30MHz to 18GHz / 18GHz to 40GHz RBW = 1 MHz VBW ≥ 3 MHz for Peak, 1kHz for Average Sweep = Auto couple Detector = Peak Trace = Max Hold.

add the max antenna gain + ground reflection factor (4.7 dB for frequencies between 30 MHz and 1000 MHz, and 0 dB for frequencies > 1000 MHz).

This document is uncontrolled. Please refer to the electronic copy within EDCS for the most up to date version.
Cisco Systems, Inc. Company Confidential

5.6.3 Conducted Spurious Emissions Test Information

Samples, Systems, and Modes

System Number	Description	Samples	System under test	Support equipment
1	EUT	S01	☑	☐
	Support	S02	☐	☑

Tested By: Julian Land	Date of testing: March 12, 2019 – April 8, 2019
Test Result: PASS	

Test Equipment

See Appendix A for list of test equipment

This document is uncontrolled. Please refer to the electronic copy within EDCS for the most up to date version.
Cisco Systems, Inc. Company Confidential

5.6.4 Conducted Spurious Emissions Data Tables - Peak

Frequency (MHz)	Mode	Tx Paths	Index Power (dBm)	Correlated Antenna Gain (dBi)	Duty Cycle (%)	Tx 1 Spur Power (dBm)	Tx 2 Spur Power (dBm)	Tx 3 Spur Power (dBm)	Tx 4 Spur Power (dBm)	Total EIRP Spur (dBm)	Limit (dB)	Margin (dB)
5720	Non HT20, 6 to 54 Mbps	1	16	6	98.84	-52				-45.95	-21.25	24.7
	Non HT20, 6 to 54 Mbps	2	16	6	98.84	-52	-49.7			-41.64	-21.25	20.39
	Non HT20, 6 to 54 Mbps	3	12	6	98.84	-55.1	-54.2	-54.1		-43.62	-21.25	22.37
	Non HT20, 6 to 54 Mbps	4	10	6	98.84	-54.3	-53.7	-54.6	-53.6	-41.96	-21.25	20.71
	Non HT20 Beam Forming, 6 to 54 Mbps	2	13	9	98.84	-54.4	-53.2			-41.7	-21.25	20.45
	Non HT20 Beam Forming, 6 to 54 Mbps	3	10	11	98.84	-54.3	-53.7	-54.6		-38.36	-21.25	17.11
	Non HT20 Beam Forming, 6 to 54 Mbps	4	7	12	98.84	-56.1	-56.8	-57.8	-56.8	-38.76	-21.25	17.51
	HT/VHT20, M0 to M7	1	16	6	98.94	-53				-46.95	-21.25	25.7
	HT/VHT20, M0 to M7	2	16	6	98.94	-53	-52			-43.41	-21.25	22.16
	HT/VHT20, M8 to M15	2	16	6	98.94	-53	-52			-43.41	-21.25	22.16
	HT/VHT20, M0 to M7	3	12	6	98.94	-55.3	-53.8	-56.8		-44.31	-21.25	23.06
	HT/VHT20, M8 to M15	3	15	6	98.94	-53	-51.9	-53.7		-41.99	-21.25	20.74
	HT/VHT20, M16 to M23	3	15	6	98.94	-53	-51.9	-53.7		-41.99	-21.25	20.74
	HT/VHT20, M0 to M7	4	10	6	98.94	-56.9	-54.7	-56.5	-54.5	-43.45	-21.25	22.2
	HT/VHT20, M8 to M15	4	13	6	98.94	-54.7	-53.6	-56.2	-52.6	-42.01	-21.25	20.76
	HT/VHT20, M16 to M23	4	14	6	98.94	-54.3	-51.9	-55.4	-52.6	-41.27	-21.25	20.02
	HT/VHT20, M24 to M31	4	14	6	98.94	-54.3	-51.9	-55.4	-52.6	-41.27	-21.25	20.02
	HT/VHT20 Beam Forming, M0 to M7	2	13	9	98.94	-54.7	-53.6			-42.06	-21.25	20.81
	HT/VHT20 Beam Forming, M8 to M15	2	16	6	98.94	-53	-52			-43.41	-21.25	22.16
	HT/VHT20 Beam Forming, M0 to M7	3	10	11	98.94	-56.9	-54.7	-56.5		-40.11	-21.25	18.86
	HT/VHT20 Beam Forming, M8 to M15	3	13	8	98.94	-54.7	-53.6	-56.2		-41.89	-21.25	20.64
	HT/VHT20 Beam Forming, M16 to M23	3	15	6	98.94	-53	-51.9	-53.7		-41.99	-21.25	20.74
	HT/VHT20 Beam Forming, M0 to M7	4	7	12	98.94	-58.7	-55.5	-58.6	-55.4	-38.69	-21.25	17.44
	HT/VHT20 Beam Forming, M8 to M15	4	10	9	98.94	-56.9	-54.7	-56.5	-54.5	-40.45	-21.25	19.2
	HT/VHT20 Beam Forming, M16 to M23	4	12	7	98.94	-55.3	-53.8	-56.8	-54.4	-41.87	-21.25	20.62
	HT/VHT20 Beam Forming, M24 to M31	4	14	6	98.94	-54.3	-51.9	-55.4	-52.6	-41.27	-21.25	20.02
	HT/VHT20 STBC, M0 to M7	2	16	6	98.94	-53	-52			-43.41	-21.25	22.16

This document is uncontrolled. Please refer to the electronic copy within EDCS for the most up to date version.
Cisco Systems, Inc. Company Confidential

	HT/VHT20 STBC, M0 to M7	3	15	6	98.94	-53	-51.9	-53.7		-41.99	-21.25	20.74
	HT/VHT20 STBC, M0 to M7	4	13	6	98.94	-54.7	-53.6	-56.2	-52.6	-42.01	-21.25	20.76
	HE20, M0 to M9 1ss	1	16	6	98.62	-52.8				-46.74	-21.25	25.49
	HE20, M0 to M9 1ss	2	16	6	98.62	-52.8	-51.6			-43.09	-21.25	21.84
	HE20, M0 to M9 2ss	2	16	6	98.62	-52.8	-51.6			-43.09	-21.25	21.84
	HE20, M0 to M9 1ss	3	12	6	98.62	-55.6	-54.9	-56.3		-44.73	-21.25	23.48
	HE20, M0 to M9 2ss	3	15	6	98.62	-54.1	-52.4	-53.7		-42.51	-21.25	21.26
	HE20, M0 to M9 3ss	3	15	6	98.62	-54.1	-52.4	-53.7		-42.51	-21.25	21.26
	HE20, M0 to M9 1ss	4	10	6	98.62	-57	-55.2	-56.9	-55.4	-43.97	-21.25	22.72
	HE20, M0 to M9 2ss	4	13	6	98.62	-55	-52.5	-56.2	-53.2	-41.91	-21.25	20.66
	HE20, M0 to M9 3ss	4	14	6	98.62	-54.7	-52.6	-55.2	-53.2	-41.72	-21.25	20.47
	HE20, M0 to M9 4ss	4	14	6	98.62	-54.7	-52.6	-55.2	-53.2	-41.72	-21.25	20.47
	HE20 Beam Forming, M0 to M9 1ss	2	13	9	98.62	-55	-52.5			-41.5	-21.25	20.25
	HE20 Beam Forming, M0 to M9 2ss	2	16	6	98.62	-52.8	-51.6			-43.09	-21.25	21.84
	HE20 Beam Forming, M0 to M9 1ss	3	10	11	98.62	-57	-55.2	-56.9		-40.45	-21.25	19.2
	HE20 Beam Forming, M0 to M9 2ss	3	13	8	98.62	-55	-52.5	-56.2		-41.45	-21.25	20.2
	HE20 Beam Forming, M0 to M9 3ss	3	15	6	98.62	-54.1	-52.4	-53.7		-42.51	-21.25	21.26
	HE20 Beam Forming, M0 to M9 1ss	4	7	12	98.62	-56.8	-56.2	-60.1	-56.1	-38.95	-21.25	17.7
	HE20 Beam Forming, M0 to M9 2ss	4	10	9	98.62	-57	-55.2	-56.9	-55.4	-40.97	-21.25	19.72
	HE20 Beam Forming, M0 to M9 3ss	4	12	7	98.62	-55.6	-54.9	-56.3	-54.7	-42.25	-21.25	21
	HE20 Beam Forming, M0 to M9 4ss	4	14	6	98.62	-54.7	-52.6	-55.2	-53.2	-41.72	-21.25	20.47
	HE20 STBC, M0 to M9 2ss	2	16	6	98.62	-52.8	-51.6			-43.09	-21.25	21.84
	HE20 STBC, M0 to M9 2ss	3	15	6	98.62	-54.1	-52.4	-53.7		-42.51	-21.25	21.26
	HE20 STBC, M0 to M9 2ss	4	13	6	98.62	-55	-52.5	-56.2	-53.2	-41.91	-21.25	20.66
5745	Non HT20, 6 to 54 Mbps	1	16	6	98.84	-49.1				-43.05	-21.25	21.8
	Non HT20, 6 to 54 Mbps	2	16	6	98.84	-49.1	-49.2			-40.09	-21.25	18.84
	Non HT20, 6 to 54 Mbps	3	16	6	98.84	-49.1	-49.2	-50.8		-38.81	-21.25	17.56
	Non HT20, 6 to 54 Mbps	4	16	6	98.84	-49.1	-49.2	-50.8	-49.8	-37.6	-21.25	16.35
	Non HT20 Beam Forming, 6 to 54 Mbps	2	16	9	98.84	-49.1	-49.2			-37.09	-21.25	15.84
	Non HT20 Beam Forming, 6 to 54 Mbps	3	16	11	98.84	-49.1	-49.2	-50.8		-33.81	-21.25	12.56
	Non HT20 Beam Forming, 6 to 54 Mbps	4	16	12	98.84	-49.1	-49.2	-50.8	-49.8	-31.6	-21.25	10.35
	HT/VHT20, M0 to M7	1	16	6	98.94	-50.7				-44.65	-21.25	23.4
	HT/VHT20, M0 to M7	2	16	6	98.94	-50.7	-52.7			-42.53	-21.25	21.28
	HT/VHT20, M8 to M15	2	16	6	98.94	-50.7	-52.7			-42.53	-21.25	21.28
	HT/VHT20, M0 to M7	3	16	6	98.94	-50.7	-52.7	-52.9		-41.16	-21.25	19.91
	HT/VHT20, M8 to M15	3	16	6	98.94	-50.7	-52.7	-52.9		-41.16	-21.25	19.91
	HT/VHT20, M16 to M23	3	16	6	98.94	-50.7	-52.7	-52.9		-41.16	-21.25	19.91
	HT/VHT20, M0 to M7	4	16	6	98.94	-50.7	-52.7	-52.9	-52.4	-40.02	-21.25	18.77

This document is uncontrolled. Please refer to the electronic copy within EDCS for the most up to date version.
Cisco Systems, Inc. Company Confidential

	HT/VHT20, M8 to M15	4	16	6	98.94	-50.7	-52.7	-52.9	-52.4	-40.02	-21.25	18.77
	HT/VHT20, M16 to M23	4	16	6	98.94	-50.7	-52.7	-52.9	-52.4	-40.02	-21.25	18.77
	HT/VHT20, M24 to M31	4	16	6	98.94	-50.7	-52.7	-52.9	-52.4	-40.02	-21.25	18.77
	HT/VHT20 Beam Forming, M0 to M7	2	16	9	98.94	-50.7	-52.7			-39.53	-21.25	18.28
	HT/VHT20 Beam Forming, M8 to M15	2	16	6	98.94	-50.7	-52.7			-42.53	-21.25	21.28
	HT/VHT20 Beam Forming, M0 to M7	3	16	11	98.94	-50.7	-52.7	-52.9		-36.16	-21.25	14.91
	HT/VHT20 Beam Forming, M8 to M15	3	16	8	98.94	-50.7	-52.7	-52.9		-39.16	-21.25	17.91
	HT/VHT20 Beam Forming, M16 to M23	3	16	6	98.94	-50.7	-52.7	-52.9		-41.16	-21.25	19.91
	HT/VHT20 Beam Forming, M0 to M7	4	16	12	98.94	-50.7	-52.7	-52.9	-52.4	-34.02	-21.25	12.77
	HT/VHT20 Beam Forming, M8 to M15	4	16	9	98.94	-50.7	-52.7	-52.9	-52.4	-37.02	-21.25	15.77
	HT/VHT20 Beam Forming, M16 to M23	4	16	7	98.94	-50.7	-52.7	-52.9	-52.4	-39.02	-21.25	17.77
	HT/VHT20 Beam Forming, M24 to M31	4	16	6	98.94	-50.7	-52.7	-52.9	-52.4	-40.02	-21.25	18.77
	HT/VHT20 STBC, M0 to M7	2	16	6	98.94	-50.7	-52.7			-42.53	-21.25	21.28
	HT/VHT20 STBC, M0 to M7	3	16	6	98.94	-50.7	-52.7	-52.9		-41.16	-21.25	19.91
	HT/VHT20 STBC, M0 to M7	4	16	6	98.94	-50.7	-52.7	-52.9	-52.4	-40.02	-21.25	18.77
	HE20, M0 to M9 1ss	1	16	6	98.62	-51				-44.94	-21.25	23.69
	HE20, M0 to M9 1ss	2	16	6	98.62	-51	-51.7			-42.27	-21.25	21.02
	HE20, M0 to M9 2ss	2	16	6	98.62	-51	-51.7			-42.27	-21.25	21.02
	HE20, M0 to M9 1ss	3	16	6	98.62	-51	-51.7	-52.9		-40.97	-21.25	19.72
	HE20, M0 to M9 2ss	3	16	6	98.62	-51	-51.7	-52.9		-40.97	-21.25	19.72
	HE20, M0 to M9 3ss	3	16	6	98.62	-51	-51.7	-52.9		-40.97	-21.25	19.72
	HE20, M0 to M9 1ss	4	16	6	98.62	-51	-51.7	-52.9	-52.2	-39.81	-21.25	18.56
	HE20, M0 to M9 2ss	4	16	6	98.62	-51	-51.7	-52.9	-52.2	-39.81	-21.25	18.56
	HE20, M0 to M9 3ss	4	16	6	98.62	-51	-51.7	-52.9	-52.2	-39.81	-21.25	18.56
	HE20, M0 to M9 4ss	4	16	6	98.62	-51	-51.7	-52.9	-52.2	-39.81	-21.25	18.56
	HE20 Beam Forming, M0 to M9 1ss	2	16	9	98.62	-51	-51.7			-39.27	-21.25	18.02
	HE20 Beam Forming, M0 to M9 2ss	2	16	6	98.62	-51	-51.7			-42.27	-21.25	21.02
	HE20 Beam Forming, M0 to M9 1ss	3	16	11	98.62	-51	-51.7	-52.9		-35.97	-21.25	14.72
	HE20 Beam Forming, M0 to M9 2ss	3	16	8	98.62	-51	-51.7	-52.9		-38.97	-21.25	17.72
	HE20 Beam Forming, M0 to M9 3ss	3	16	6	98.62	-51	-51.7	-52.9		-40.97	-21.25	19.72
	HE20 Beam Forming, M0 to M9 1ss	4	16	12	98.62	-51	-51.7	-52.9	-52.2	-33.81	-21.25	12.56
	HE20 Beam Forming, M0 to M9 2ss	4	16	9	98.62	-51	-51.7	-52.9	-52.2	-36.81	-21.25	15.56
	HE20 Beam Forming, M0 to M9 3ss	4	16	7	98.62	-51	-51.7	-52.9	-52.2	-38.81	-21.25	17.56
	HE20 Beam Forming, M0 to M9 4ss	4	16	6	98.62	-51	-51.7	-52.9	-52.2	-39.81	-21.25	18.56
	HE20 STBC, M0 to M9 2ss	2	16	6	98.62	-51	-51.7			-42.27	-21.25	21.02
	HE20 STBC, M0 to M9 2ss	3	16	6	98.62	-51	-51.7	-52.9		-40.97	-21.25	19.72
	HE20 STBC, M0 to M9 2ss	4	16	6	98.62	-51	-51.7	-52.9	-52.2	-39.81	-21.25	18.56
57 55	Non HT40, 6 to 54 Mbps	1	17	6	99.01	-47.9				-41.86	-21.25	20.61

This document is uncontrolled. Please refer to the electronic copy within EDCS for the most up to date version.
Cisco Systems, Inc. Company Confidential

	Non HT40, 6 to 54 Mbps	2	17	6	99.01	-47.9	-50.3			-39.88	-21.25	18.63
	Non HT40, 6 to 54 Mbps	3	17	6	99.01	-47.9	-50.3	-50		-38.45	-21.25	17.2
	Non HT40, 6 to 54 Mbps	4	17	6	99.01	-47.9	-50.3	-50	-48.9	-37.11	-21.25	15.86
	HT/VHT40, M0 to M7	1	17	6	97.85	-50.3				-44.21	-21.25	22.96
	HT/VHT40, M0 to M7	2	17	6	97.85	-50.3	-51.7			-41.84	-21.25	20.59
	HT/VHT40, M8 to M15	2	17	6	97.85	-50.3	-51.7			-41.84	-21.25	20.59
	HT/VHT40, M0 to M7	3	17	6	97.85	-50.3	-51.7	-52.7		-40.59	-21.25	19.34
	HT/VHT40, M8 to M15	3	17	6	97.85	-50.3	-51.7	-52.7		-40.59	-21.25	19.34
	HT/VHT40, M16 to M23	3	17	6	97.85	-50.3	-51.7	-52.7		-40.59	-21.25	19.34
	HT/VHT40, M0 to M7	4	17	6	97.85	-50.3	-51.7	-52.7	-51.1	-39.25	-21.25	18
	HT/VHT40, M8 to M15	4	17	6	97.85	-50.3	-51.7	-52.7	-51.1	-39.25	-21.25	18
	HT/VHT40, M16 to M23	4	17	6	97.85	-50.3	-51.7	-52.7	-51.1	-39.25	-21.25	18
	HT/VHT40, M24 to M31	4	17	6	97.85	-50.3	-51.7	-52.7	-51.1	-39.25	-21.25	18
	HT/VHT40 Beam Forming, M0 to M7	2	17	9	97.85	-50.3	-51.7			-38.84	-21.25	17.59
	HT/VHT40 Beam Forming, M8 to M15	2	17	6	97.85	-50.3	-51.7			-41.84	-21.25	20.59
	HT/VHT40 Beam Forming, M0 to M7	3	17	11	97.85	-50.3	-51.7	-52.7		-35.59	-21.25	14.34
	HT/VHT40 Beam Forming, M8 to M15	3	17	8	97.85	-50.3	-51.7	-52.7		-38.59	-21.25	17.34
	HT/VHT40 Beam Forming, M16 to M23	3	17	6	97.85	-50.3	-51.7	-52.7		-40.59	-21.25	19.34
	HT/VHT40 Beam Forming, M0 to M7	4	17	12	97.85	-50.3	-51.7	-52.7	-51.1	-33.25	-21.25	12
	HT/VHT40 Beam Forming, M8 to M15	4	17	9	97.85	-50.3	-51.7	-52.7	-51.1	-36.25	-21.25	15
	HT/VHT40 Beam Forming, M16 to M23	4	17	7	97.85	-50.3	-51.7	-52.7	-51.1	-38.25	-21.25	17
	HT/VHT40 Beam Forming, M24 to M31	4	17	6	97.85	-50.3	-51.7	-52.7	-51.1	-39.25	-21.25	18
	HT/VHT40 STBC, M0 to M7	2	17	6	97.85	-50.3	-51.7			-41.84	-21.25	20.59
	HT/VHT40 STBC, M0 to M7	3	17	6	97.85	-50.3	-51.7	-52.7		-40.59	-21.25	19.34
	HT/VHT40 STBC, M0 to M7	4	17	6	97.85	-50.3	-51.7	-52.7	-51.1	-39.25	-21.25	18
	HE40, M0 to M9 1ss	1	17	6	97.39	-48.7				-42.58	-21.25	21.33
	HE40, M0 to M9 1ss	2	17	6	97.39	-48.7	-50.4			-40.34	-21.25	19.09
	HE40, M0 to M9 2ss	2	17	6	97.39	-48.7	-50.4			-40.34	-21.25	19.09
	HE40, M0 to M9 1ss	3	17	6	97.39	-48.7	-50.4	-50.3		-38.84	-21.25	17.59
	HE40, M0 to M9 2ss	3	17	6	97.39	-48.7	-50.4	-50.3		-38.84	-21.25	17.59
	HE40, M0 to M9 3ss	3	17	6	97.39	-48.7	-50.4	-50.3		-38.84	-21.25	17.59
	HE40, M0 to M9 1ss	4	17	6	97.39	-48.7	-50.4	-50.3	-49.6	-37.56	-21.25	16.31
	HE40, M0 to M9 2ss	4	17	6	97.39	-48.7	-50.4	-50.3	-49.6	-37.56	-21.25	16.31
	HE40, M0 to M9 3ss	4	17	6	97.39	-48.7	-50.4	-50.3	-49.6	-37.56	-21.25	16.31
	HE40, M0 to M9 4ss	4	17	6	97.39	-48.7	-50.4	-50.3	-49.6	-37.56	-21.25	16.31
	HE40 Beam Forming, M0 to M9 1ss	2	17	9	97.39	-48.7	-50.4			-37.34	-21.25	16.09
	HE40 Beam Forming, M0 to M9 2ss	2	17	6	97.39	-48.7	-50.4			-40.34	-21.25	19.09
	HE40 Beam Forming, M0 to M9 1ss	3	17	11	97.39	-48.7	-50.4	-50.3		-33.84	-21.25	12.59
	HE40 Beam Forming, M0 to M9 2ss	3	17	8	97.39	-48.7	-50.4	-50.3		-36.84	-21.25	15.59

This document is uncontrolled. Please refer to the electronic copy within EDCS for the most up to date version.
Cisco Systems, Inc. Company Confidential

	HE40 Beam Forming, M0 to M9 3ss	3	17	6	97.39	-48.7	-50.4	-50.3		-38.84	-21.25	17.59
	HE40 Beam Forming, M0 to M9 1ss	4	17	12	97.39	-48.7	-50.4	-50.3	-49.6	-31.56	-21.25	10.31
	HE40 Beam Forming, M0 to M9 2ss	4	17	9	97.39	-48.7	-50.4	-50.3	-49.6	-34.56	-21.25	13.31
	HE40 Beam Forming, M0 to M9 3ss	4	17	7	97.39	-48.7	-50.4	-50.3	-49.6	-36.56	-21.25	15.31
	HE40 Beam Forming, M0 to M9 4ss	4	17	6	97.39	-48.7	-50.4	-50.3	-49.6	-37.56	-21.25	16.31
	HE40 STBC, M0 to M9 2ss	2	17	6	97.39	-48.7	-50.4			-40.34	-21.25	19.09
	HE40 STBC, M0 to M9 2ss	3	17	6	97.39	-48.7	-50.4	-50.3		-38.84	-21.25	17.59
	HE40 STBC, M0 to M9 2ss	4	17	6	97.39	-48.7	-50.4	-50.3	-49.6	-37.56	-21.25	16.31
5775	Non HT80, 6 to 54 Mbps	1	16	6	99.17	-48.8				-42.76	-21.25	21.51
	Non HT80, 6 to 54 Mbps	2	16	6	99.17	-48.8	-50.4			-40.48	-21.25	19.23
	Non HT80, 6 to 54 Mbps	3	16	6	99.17	-48.8	-50.4	-50		-38.87	-21.25	17.62
	Non HT80, 6 to 54 Mbps	4	16	6	99.17	-48.8	-50.4	-50	-49.4	-37.55	-21.25	16.3
	VHT80, M0 to M9 1ss	1	16	6	96.22	-49.7				-43.53	-21.25	22.28
	VHT80, M0 to M9 1ss	2	16	6	96.22	-49.7	-53			-41.87	-21.25	20.62
	VHT80, M0 to M9 2ss	2	16	6	96.22	-49.7	-53			-41.87	-21.25	20.62
	VHT80, M0 to M9 1ss	3	16	6	96.22	-49.7	-53	-53.9		-40.87	-21.25	19.62
	VHT80, M0 to M9 2ss	3	16	6	96.22	-49.7	-53	-53.9		-40.87	-21.25	19.62
	VHT80, M0 to M9 3ss	3	16	6	96.22	-49.7	-53	-53.9		-40.87	-21.25	19.62
	VHT80, M0 to M9 1ss	4	16	6	96.22	-49.7	-53	-53.9	-52	-39.66	-21.25	18.41
	VHT80, M0 to M9 2ss	4	16	6	96.22	-49.7	-53	-53.9	-52	-39.66	-21.25	18.41
	VHT80, M0 to M9 3ss	4	16	6	96.22	-49.7	-53	-53.9	-52	-39.66	-21.25	18.41
	VHT80, M0 to M9 4ss	4	16	6	96.22	-49.7	-53	-53.9	-52	-39.66	-21.25	18.41
	VHT80 Beam Forming, M0 to M9 1ss	2	16	9	96.22	-49.7	-53			-38.87	-21.25	17.62
	VHT80 Beam Forming, M0 to M9 2ss	2	16	6	96.22	-49.7	-53			-41.87	-21.25	20.62
	VHT80 Beam Forming, M0 to M9 1ss	3	16	11	96.22	-49.7	-53	-53.9		-35.87	-21.25	14.62
	VHT80 Beam Forming, M0 to M9 2ss	3	16	8	96.22	-49.7	-53	-53.9		-38.87	-21.25	17.62
	VHT80 Beam Forming, M0 to M9 3ss	3	16	6	96.22	-49.7	-53	-53.9		-40.87	-21.25	19.62
	VHT80 Beam Forming, M0 to M9 1ss	4	16	12	96.22	-49.7	-53	-53.9	-52	-33.66	-21.25	12.41
	VHT80 Beam Forming, M0 to M9 2ss	4	16	9	96.22	-49.7	-53	-53.9	-52	-36.66	-21.25	15.41
	VHT80 Beam Forming, M0 to M9 3ss	4	16	7	96.22	-49.7	-53	-53.9	-52	-38.66	-21.25	17.41
	VHT80 Beam Forming, M0 to M9 4ss	4	16	6	96.22	-49.7	-53	-53.9	-52	-39.66	-21.25	18.41
	VHT80 STBC, M0 to M9 1ss	2	16	6	96.22	-49.7	-53			-41.87	-21.25	20.62
	VHT80 STBC, M0 to M9 1ss	3	16	6	96.22	-49.7	-53	-53.9		-40.87	-21.25	19.62
	VHT80 STBC, M0 to M9 1ss	4	16	6	96.22	-49.7	-53	-53.9	-52	-39.66	-21.25	18.41
	HE80, M0 to M9 1ss	1	16	6	95.04	-50				-43.78	-21.25	22.53
	HE80, M0 to M9 1ss	2	16	6	95.04	-50	-52.6			-41.88	-21.25	20.63
	HE80, M0 to M9 2ss	2	16	6	95.04	-50	-52.6			-41.88	-21.25	20.63
	HE80, M0 to M9 1ss	3	16	6	95.04	-50	-52.6	-53		-40.66	-21.25	19.41

This document is uncontrolled. Please refer to the electronic copy within EDCS for the most up to date version.
Cisco Systems, Inc. Company Confidential

	HE80, M0 to M9 2ss	3	16	6	95.04	-50	-52.6	-53		-40.66	-21.25	19.41
	HE80, M0 to M9 3ss	3	16	6	95.04	-50	-52.6	-53		-40.66	-21.25	19.41
	HE80, M0 to M9 1ss	4	16	6	95.04	-50	-52.6	-53	-51.8	-39.45	-21.25	18.2
	HE80, M0 to M9 2ss	4	16	6	95.04	-50	-52.6	-53	-51.8	-39.45	-21.25	18.2
	HE80, M0 to M9 3ss	4	16	6	95.04	-50	-52.6	-53	-51.8	-39.45	-21.25	18.2
	HE80, M0 to M9 4ss	4	16	6	95.04	-50	-52.6	-53	-51.8	-39.45	-21.25	18.2
	HE80 Beam Forming, M0 to M9 1ss	2	16	9	95.04	-50	-52.6			-38.88	-21.25	17.63
	HE80 Beam Forming, M0 to M9 2ss	2	16	6	95.04	-50	-52.6			-41.88	-21.25	20.63
	HE80 Beam Forming, M0 to M9 1ss	3	16	11	95.04	-50	-52.6	-53		-35.66	-21.25	14.41
	HE80 Beam Forming, M0 to M9 2ss	3	16	8	95.04	-50	-52.6	-53		-38.66	-21.25	17.41
	HE80 Beam Forming, M0 to M9 3ss	3	16	6	95.04	-50	-52.6	-53		-40.66	-21.25	19.41
	HE80 Beam Forming, M0 to M9 1ss	4	16	12	95.04	-50	-52.6	-53	-51.8	-33.45	-21.25	12.2
	HE80 Beam Forming, M0 to M9 2ss	4	16	9	95.04	-50	-52.6	-53	-51.8	-36.45	-21.25	15.2
	HE80 Beam Forming, M0 to M9 3ss	4	16	7	95.04	-50	-52.6	-53	-51.8	-38.45	-21.25	17.2
	HE80 Beam Forming, M0 to M9 4ss	4	16	6	95.04	-50	-52.6	-53	-51.8	-39.45	-21.25	18.2
	HE80 STBC, M0 to M9 1ss	2	16	6	95.04	-50	-52.6			-41.88	-21.25	20.63
	HE80 STBC, M0 to M9 1ss	3	16	6	95.04	-50	-52.6	-53		-40.66	-21.25	19.41
	HE80 STBC, M0 to M9 1ss	4	16	6	95.04	-50	-52.6	-53	-51.8	-39.45	-21.25	18.2
5785	Non HT20, 6 to 54 Mbps	1	17	6	98.84	-48.3				-42.25	-21.25	21
	Non HT20, 6 to 54 Mbps	2	17	6	98.84	-48.3	-49.4			-39.75	-21.25	18.5
	Non HT20, 6 to 54 Mbps	3	17	6	98.84	-48.3	-49.4	-49.4		-38.18	-21.25	16.93
	Non HT20, 6 to 54 Mbps	4	17	6	98.84	-48.3	-49.4	-49.4	-49.3	-37	-21.25	15.75
	Non HT20 Beam Forming, 6 to 54 Mbps	2	17	9	98.84	-48.3	-49.4			-36.75	-21.25	15.5
	Non HT20 Beam Forming, 6 to 54 Mbps	3	17	11	98.84	-48.3	-49.4	-49.4		-33.18	-21.25	11.93
	Non HT20 Beam Forming, 6 to 54 Mbps	4	16	12	98.84	-49.3	-51	-50.3	-50	-32.04	-21.25	10.79
	HT/VHT20, M0 to M7	1	17	6	98.94	-49.1				-43.05	-21.25	21.8
	HT/VHT20, M0 to M7	2	17	6	98.94	-49.1	-51.5			-41.08	-21.25	19.83
	HT/VHT20, M8 to M15	2	17	6	98.94	-49.1	-51.5			-41.08	-21.25	19.83
	HT/VHT20, M0 to M7	3	17	6	98.94	-49.1	-51.5	-52.3		-39.93	-21.25	18.68
	HT/VHT20, M8 to M15	3	17	6	98.94	-49.1	-51.5	-52.3		-39.93	-21.25	18.68
	HT/VHT20, M16 to M23	3	17	6	98.94	-49.1	-51.5	-52.3		-39.93	-21.25	18.68
	HT/VHT20, M0 to M7	4	17	6	98.94	-49.1	-51.5	-52.3	-50.8	-38.69	-21.25	17.44
	HT/VHT20, M8 to M15	4	17	6	98.94	-49.1	-51.5	-52.3	-50.8	-38.69	-21.25	17.44
	HT/VHT20, M16 to M23	4	17	6	98.94	-49.1	-51.5	-52.3	-50.8	-38.69	-21.25	17.44
	HT/VHT20, M24 to M31	4	17	6	98.94	-49.1	-51.5	-52.3	-50.8	-38.69	-21.25	17.44
	HT/VHT20 Beam Forming, M0 to M7	2	17	9	98.94	-49.1	-51.5			-38.08	-21.25	16.83
	HT/VHT20 Beam Forming, M8 to M15	2	17	6	98.94	-49.1	-51.5			-41.08	-21.25	19.83
	HT/VHT20 Beam Forming, M0 to M7	3	17	11	98.94	-49.1	-51.5	-52.3		-34.93	-21.25	13.68

This document is uncontrolled. Please refer to the electronic copy within EDCS for the most up to date version.
Cisco Systems, Inc. Company Confidential

	HT/VHT20 Beam Forming, M8 to M15	3	17	8	98.94	-49.1	-51.5	-52.3		-37.93	-21.25	16.68
	HT/VHT20 Beam Forming, M16 to M23	3	17	6	98.94	-49.1	-51.5	-52.3		-39.93	-21.25	18.68
	HT/VHT20 Beam Forming, M0 to M7	4	17	12	98.94	-49.1	-51.5	-52.3	-50.8	-32.69	-21.25	11.44
	HT/VHT20 Beam Forming, M8 to M15	4	17	9	98.94	-49.1	-51.5	-52.3	-50.8	-35.69	-21.25	14.44
	HT/VHT20 Beam Forming, M16 to M23	4	17	7	98.94	-49.1	-51.5	-52.3	-50.8	-37.69	-21.25	16.44
	HT/VHT20 Beam Forming, M24 to M31	4	17	6	98.94	-49.1	-51.5	-52.3	-50.8	-38.69	-21.25	17.44
	HT/VHT20 STBC, M0 to M7	2	17	6	98.94	-49.1	-51.5			-41.08	-21.25	19.83
	HT/VHT20 STBC, M0 to M7	3	17	6	98.94	-49.1	-51.5	-52.3		-39.93	-21.25	18.68
	HT/VHT20 STBC, M0 to M7	4	17	6	98.94	-49.1	-51.5	-52.3	-50.8	-38.69	-21.25	17.44
	HE20, M0 to M9 1ss	1	17	6	98.62	-49.5				-43.44	-21.25	22.19
	HE20, M0 to M9 1ss	2	17	6	98.62	-49.5	-51.9			-41.47	-21.25	20.22
	HE20, M0 to M9 2ss	2	17	6	98.62	-49.5	-51.9			-41.47	-21.25	20.22
	HE20, M0 to M9 1ss	3	17	6	98.62	-49.5	-51.9	-52.6		-40.29	-21.25	19.04
	HE20, M0 to M9 2ss	3	17	6	98.62	-49.5	-51.9	-52.6		-40.29	-21.25	19.04
	HE20, M0 to M9 3ss	3	17	6	98.62	-49.5	-51.9	-52.6		-40.29	-21.25	19.04
	HE20, M0 to M9 1ss	4	17	6	98.62	-49.5	-51.9	-52.6	-51.4	-39.11	-21.25	17.86
	HE20, M0 to M9 2ss	4	17	6	98.62	-49.5	-51.9	-52.6	-51.4	-39.11	-21.25	17.86
	HE20, M0 to M9 3ss	4	17	6	98.62	-49.5	-51.9	-52.6	-51.4	-39.11	-21.25	17.86
	HE20, M0 to M9 4ss	4	17	6	98.62	-49.5	-51.9	-52.6	-51.4	-39.11	-21.25	17.86
	HE20 Beam Forming, M0 to M9 1ss	2	17	9	98.62	-49.5	-51.9			-38.47	-21.25	17.22
	HE20 Beam Forming, M0 to M9 2ss	2	17	6	98.62	-49.5	-51.9			-41.47	-21.25	20.22
	HE20 Beam Forming, M0 to M9 1ss	3	17	11	98.62	-49.5	-51.9	-52.6		-35.29	-21.25	14.04
	HE20 Beam Forming, M0 to M9 2ss	3	17	8	98.62	-49.5	-51.9	-52.6		-38.29	-21.25	17.04
	HE20 Beam Forming, M0 to M9 3ss	3	17	6	98.62	-49.5	-51.9	-52.6		-40.29	-21.25	19.04
	HE20 Beam Forming, M0 to M9 1ss	4	17	12	98.62	-49.5	-51.9	-52.6	-51.4	-33.11	-21.25	11.86
	HE20 Beam Forming, M0 to M9 2ss	4	17	9	98.62	-49.5	-51.9	-52.6	-51.4	-36.11	-21.25	14.86
	HE20 Beam Forming, M0 to M9 3ss	4	17	7	98.62	-49.5	-51.9	-52.6	-51.4	-38.11	-21.25	16.86
	HE20 Beam Forming, M0 to M9 4ss	4	17	6	98.62	-49.5	-51.9	-52.6	-51.4	-39.11	-21.25	17.86
	HE20 STBC, M0 to M9 2ss	2	17	6	98.62	-49.5	-51.9			-41.47	-21.25	20.22
	HE20 STBC, M0 to M9 2ss	3	17	6	98.62	-49.5	-51.9	-52.6		-40.29	-21.25	19.04
	HE20 STBC, M0 to M9 2ss	4	17	6	98.62	-49.5	-51.9	-52.6	-51.4	-39.11	-21.25	17.86
5795	Non HT40, 6 to 54 Mbps	1	17	6	99.01	-49.2				-43.16	-21.25	21.91
	Non HT40, 6 to 54 Mbps	2	17	6	99.01	-49.2	-49.6			-40.34	-21.25	19.09
	Non HT40, 6 to 54 Mbps	3	17	6	99.01	-49.2	-49.6	-51		-39.05	-21.25	17.8
	Non HT40, 6 to 54 Mbps	4	17	6	99.01	-49.2	-49.6	-51	-49.3	-37.65	-21.25	16.4
	HT/VHT40, M0 to M7	1	17	6	97.85	-50.4				-44.31	-21.25	23.06
	HT/VHT40, M0 to M7	2	17	6	97.85	-50.4	-51.8			-41.94	-21.25	20.69
	HT/VHT40, M8 to M15	2	17	6	97.85	-50.4	-51.8			-41.94	-21.25	20.69

This document is uncontrolled. Please refer to the electronic copy within EDCS for the most up to date version.
Cisco Systems, Inc. Company Confidential

	HT/VHT40, M0 to M7	3	17	6	97.85	-50.4	-51.8	-52.4		-40.58	-21.25	19.33
	HT/VHT40, M8 to M15	3	17	6	97.85	-50.4	-51.8	-52.4		-40.58	-21.25	19.33
	HT/VHT40, M16 to M23	3	17	6	97.85	-50.4	-51.8	-52.4		-40.58	-21.25	19.33
	HT/VHT40, M0 to M7	4	17	6	97.85	-50.4	-51.8	-52.4	-51.6	-39.37	-21.25	18.12
	HT/VHT40, M8 to M15	4	17	6	97.85	-50.4	-51.8	-52.4	-51.6	-39.37	-21.25	18.12
	HT/VHT40, M16 to M23	4	17	6	97.85	-50.4	-51.8	-52.4	-51.6	-39.37	-21.25	18.12
	HT/VHT40, M24 to M31	4	17	6	97.85	-50.4	-51.8	-52.4	-51.6	-39.37	-21.25	18.12
	HT/VHT40 Beam Forming, M0 to M7	2	17	9	97.85	-50.4	-51.8			-38.94	-21.25	17.69
	HT/VHT40 Beam Forming, M8 to M15	2	17	6	97.85	-50.4	-51.8			-41.94	-21.25	20.69
	HT/VHT40 Beam Forming, M0 to M7	3	17	11	97.85	-50.4	-51.8	-52.4		-35.58	-21.25	14.33
	HT/VHT40 Beam Forming, M8 to M15	3	17	8	97.85	-50.4	-51.8	-52.4		-38.58	-21.25	17.33
	HT/VHT40 Beam Forming, M16 to M23	3	17	6	97.85	-50.4	-51.8	-52.4		-40.58	-21.25	19.33
	HT/VHT40 Beam Forming, M0 to M7	4	17	12	97.85	-50.4	-51.8	-52.4	-51.6	-33.37	-21.25	12.12
	HT/VHT40 Beam Forming, M8 to M15	4	17	9	97.85	-50.4	-51.8	-52.4	-51.6	-36.37	-21.25	15.12
	HT/VHT40 Beam Forming, M16 to M23	4	17	7	97.85	-50.4	-51.8	-52.4	-51.6	-38.37	-21.25	17.12
	HT/VHT40 Beam Forming, M24 to M31	4	17	6	97.85	-50.4	-51.8	-52.4	-51.6	-39.37	-21.25	18.12
	HT/VHT40 STBC, M0 to M7	2	17	6	97.85	-50.4	-51.8			-41.94	-21.25	20.69
	HT/VHT40 STBC, M0 to M7	3	17	6	97.85	-50.4	-51.8	-52.4		-40.58	-21.25	19.33
	HT/VHT40 STBC, M0 to M7	4	17	6	97.85	-50.4	-51.8	-52.4	-51.6	-39.37	-21.25	18.12
	HE40, M0 to M9 1ss	1	17	6	97.39	-49.6				-43.48	-21.25	22.23
	HE40, M0 to M9 1ss	2	17	6	97.39	-49.6	-51.7			-41.4	-21.25	20.15
	HE40, M0 to M9 2ss	2	17	6	97.39	-49.6	-51.7			-41.4	-21.25	20.15
	HE40, M0 to M9 1ss	3	17	6	97.39	-49.6	-51.7	-52.8		-40.27	-21.25	19.02
	HE40, M0 to M9 2ss	3	17	6	97.39	-49.6	-51.7	-52.8		-40.27	-21.25	19.02
	HE40, M0 to M9 3ss	3	17	6	97.39	-49.6	-51.7	-52.8		-40.27	-21.25	19.02
	HE40, M0 to M9 1ss	4	17	6	97.39	-49.6	-51.7	-52.8	-50.8	-38.93	-21.25	17.68
	HE40, M0 to M9 2ss	4	17	6	97.39	-49.6	-51.7	-52.8	-50.8	-38.93	-21.25	17.68
	HE40, M0 to M9 3ss	4	17	6	97.39	-49.6	-51.7	-52.8	-50.8	-38.93	-21.25	17.68
	HE40, M0 to M9 4ss	4	17	6	97.39	-49.6	-51.7	-52.8	-50.8	-38.93	-21.25	17.68
	HE40 Beam Forming, M0 to M9 1ss	2	17	9	97.39	-49.6	-51.7			-38.4	-21.25	17.15
	HE40 Beam Forming, M0 to M9 2ss	2	17	6	97.39	-49.6	-51.7			-41.4	-21.25	20.15
	HE40 Beam Forming, M0 to M9 1ss	3	17	11	97.39	-49.6	-51.7	-52.8		-35.27	-21.25	14.02
	HE40 Beam Forming, M0 to M9 2ss	3	17	8	97.39	-49.6	-51.7	-52.8		-38.27	-21.25	17.02
	HE40 Beam Forming, M0 to M9 3ss	3	17	6	97.39	-49.6	-51.7	-52.8		-40.27	-21.25	19.02
	HE40 Beam Forming, M0 to M9 1ss	4	17	12	97.39	-49.6	-51.7	-52.8	-50.8	-32.93	-21.25	11.68
	HE40 Beam Forming, M0 to M9 2ss	4	17	9	97.39	-49.6	-51.7	-52.8	-50.8	-35.93	-21.25	14.68
	HE40 Beam Forming, M0 to M9 3ss	4	17	7	97.39	-49.6	-51.7	-52.8	-50.8	-37.93	-21.25	16.68
	HE40 Beam Forming, M0 to M9 4ss	4	17	6	97.39	-49.6	-51.7	-52.8	-50.8	-38.93	-21.25	17.68
	HE40 STBC, M0 to M9 2ss	2	17	6	97.39	-49.6	-51.7			-41.4	-21.25	20.15

This document is uncontrolled. Please refer to the electronic copy within EDCS for the most up to date version.
Cisco Systems, Inc. Company Confidential

	HE40 STBC, M0 to M9 2ss	3	17	6	97.39	-49.6	-51.7	-52.8		-40.27	-21.25	19.02
	HE40 STBC, M0 to M9 2ss	4	17	6	97.39	-49.6	-51.7	-52.8	-50.8	-38.93	-21.25	17.68
5825	Non HT20, 6 to 54 Mbps	1	17	6	98.84	-48.3				-42.25	-21.25	21
	Non HT20, 6 to 54 Mbps	2	17	6	98.84	-48.3	-50.2			-40.09	-21.25	18.84
	Non HT20, 6 to 54 Mbps	3	17	6	98.84	-48.3	-50.2	-49.9		-38.56	-21.25	17.31
	Non HT20, 6 to 54 Mbps	4	17	6	98.84	-48.3	-50.2	-49.9	-48.4	-37.04	-21.25	15.79
	Non HT20 Beam Forming, 6 to 54 Mbps	2	17	9	98.84	-48.3	-50.2			-37.09	-21.25	15.84
	Non HT20 Beam Forming, 6 to 54 Mbps	3	17	11	98.84	-48.3	-50.2	-49.9		-33.56	-21.25	12.31
	Non HT20 Beam Forming, 6 to 54 Mbps	4	16	12	98.84	-48.8	-50.1	-51.2	-49.8	-31.82	-21.25	10.57
	HT/VHT20, M0 to M7	1	17	6	98.94	-50.6				-44.55	-21.25	23.3
	HT/VHT20, M0 to M7	2	17	6	98.94	-50.6	-51.5			-41.97	-21.25	20.72
	HT/VHT20, M8 to M15	2	17	6	98.94	-50.6	-51.5			-41.97	-21.25	20.72
	HT/VHT20, M0 to M7	3	17	6	98.94	-50.6	-51.5	-52.7		-40.7	-21.25	19.45
	HT/VHT20, M8 to M15	3	17	6	98.94	-50.6	-51.5	-52.7		-40.7	-21.25	19.45
	HT/VHT20, M16 to M23	3	17	6	98.94	-50.6	-51.5	-52.7		-40.7	-21.25	19.45
	HT/VHT20, M0 to M7	4	17	6	98.94	-50.6	-51.5	-52.7	-51.6	-39.47	-21.25	18.22
	HT/VHT20, M8 to M15	4	17	6	98.94	-50.6	-51.5	-52.7	-51.6	-39.47	-21.25	18.22
	HT/VHT20, M16 to M23	4	17	6	98.94	-50.6	-51.5	-52.7	-51.6	-39.47	-21.25	18.22
	HT/VHT20, M24 to M31	4	17	6	98.94	-50.6	-51.5	-52.7	-51.6	-39.47	-21.25	18.22
	HT/VHT20 Beam Forming, M0 to M7	2	17	9	98.94	-50.6	-51.5			-38.97	-21.25	17.72
	HT/VHT20 Beam Forming, M8 to M15	2	17	6	98.94	-50.6	-51.5			-41.97	-21.25	20.72
	HT/VHT20 Beam Forming, M0 to M7	3	17	11	98.94	-50.6	-51.5	-52.7		-35.7	-21.25	14.45
	HT/VHT20 Beam Forming, M8 to M15	3	17	8	98.94	-50.6	-51.5	-52.7		-38.7	-21.25	17.45
	HT/VHT20 Beam Forming, M16 to M23	3	17	6	98.94	-50.6	-51.5	-52.7		-40.7	-21.25	19.45
	HT/VHT20 Beam Forming, M0 to M7	4	17	12	98.94	-50.6	-51.5	-52.7	-51.6	-33.47	-21.25	12.22
	HT/VHT20 Beam Forming, M8 to M15	4	17	9	98.94	-50.6	-51.5	-52.7	-51.6	-36.47	-21.25	15.22
	HT/VHT20 Beam Forming, M16 to M23	4	17	7	98.94	-50.6	-51.5	-52.7	-51.6	-38.47	-21.25	17.22
	HT/VHT20 Beam Forming, M24 to M31	4	17	6	98.94	-50.6	-51.5	-52.7	-51.6	-39.47	-21.25	18.22
	HT/VHT20 STBC, M0 to M7	2	17	6	98.94	-50.6	-51.5			-41.97	-21.25	20.72
	HT/VHT20 STBC, M0 to M7	3	17	6	98.94	-50.6	-51.5	-52.7		-40.7	-21.25	19.45
	HT/VHT20 STBC, M0 to M7	4	17	6	98.94	-50.6	-51.5	-52.7	-51.6	-39.47	-21.25	18.22
	HE20, M0 to M9 1ss	1	17	6	98.62	-49.2				-43.14	-21.25	21.89
	HE20, M0 to M9 1ss	2	17	6	98.62	-49.2	-52.1			-41.34	-21.25	20.09
	HE20, M0 to M9 2ss	2	17	6	98.62	-49.2	-52.1			-41.34	-21.25	20.09
	HE20, M0 to M9 1ss	3	17	6	98.62	-49.2	-52.1	-52.4		-40.15	-21.25	18.9
	HE20, M0 to M9 2ss	3	17	6	98.62	-49.2	-52.1	-52.4		-40.15	-21.25	18.9
	HE20, M0 to M9 3ss	3	17	6	98.62	-49.2	-52.1	-52.4		-40.15	-21.25	18.9
	HE20, M0 to M9 1ss	4	17	6	98.62	-49.2	-52.1	-52.4	-52.1	-39.15	-21.25	17.9

This document is uncontrolled. Please refer to the electronic copy within EDCS for the most up to date version.
Cisco Systems, Inc. Company Confidential

	HE20, M0 to M9 2ss	4	17	6	98.62	-49.2	-52.1	-52.4	-52.1	-39.15	-21.25	17.9
	HE20, M0 to M9 3ss	4	17	6	98.62	-49.2	-52.1	-52.4	-52.1	-39.15	-21.25	17.9
	HE20, M0 to M9 4ss	4	17	6	98.62	-49.2	-52.1	-52.4	-52.1	-39.15	-21.25	17.9
	HE20 Beam Forming, M0 to M9 1ss	2	17	9	98.62	-49.2	-52.1			-38.34	-21.25	17.09
	HE20 Beam Forming, M0 to M9 2ss	2	17	6	98.62	-49.2	-52.1			-41.34	-21.25	20.09
	HE20 Beam Forming, M0 to M9 1ss	3	17	11	98.62	-49.2	-52.1	-52.4		-35.15	-21.25	13.9
	HE20 Beam Forming, M0 to M9 2ss	3	17	8	98.62	-49.2	-52.1	-52.4		-38.15	-21.25	16.9
	HE20 Beam Forming, M0 to M9 3ss	3	17	6	98.62	-49.2	-52.1	-52.4		-40.15	-21.25	18.9
	HE20 Beam Forming, M0 to M9 1ss	4	17	12	98.62	-49.2	-52.1	-52.4	-52.1	-33.15	-21.25	11.9
	HE20 Beam Forming, M0 to M9 2ss	4	17	9	98.62	-49.2	-52.1	-52.4	-52.1	-36.15	-21.25	14.9
	HE20 Beam Forming, M0 to M9 3ss	4	17	7	98.62	-49.2	-52.1	-52.4	-52.1	-38.15	-21.25	16.9
	HE20 Beam Forming, M0 to M9 4ss	4	17	6	98.62	-49.2	-52.1	-52.4	-52.1	-39.15	-21.25	17.9
	HE20 STBC, M0 to M9 2ss	2	17	6	98.62	-49.2	-52.1			-41.34	-21.25	20.09
	HE20 STBC, M0 to M9 2ss	3	17	6	98.62	-49.2	-52.1	-52.4		-40.15	-21.25	18.9
	HE20 STBC, M0 to M9 2ss	4	17	6	98.62	-49.2	-52.1	-52.4	-52.1	-39.15	-21.25	17.9

This document is uncontrolled. Please refer to the electronic copy within EDCS for the most up to date version.
Cisco Systems, Inc. Company Confidential

5.6.5 Conducted Spurious Emissions Plots – Peak 30MHz -12GHz

HE40 Beam Forming, 5755MHz, M0h1

Antenna A

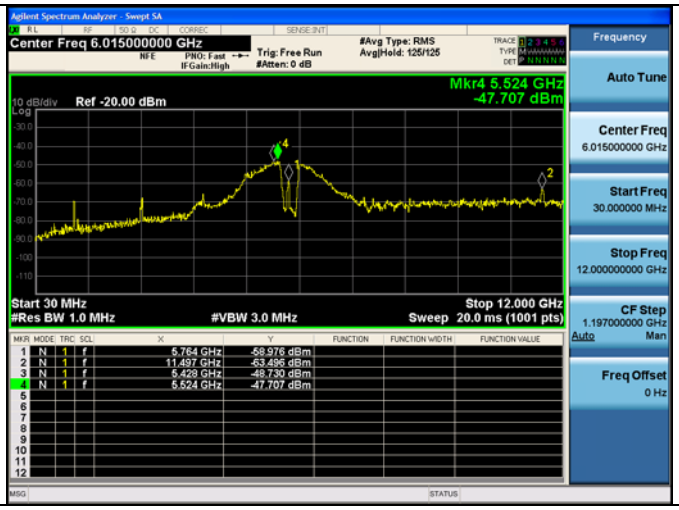

Antenna B

Antenna C

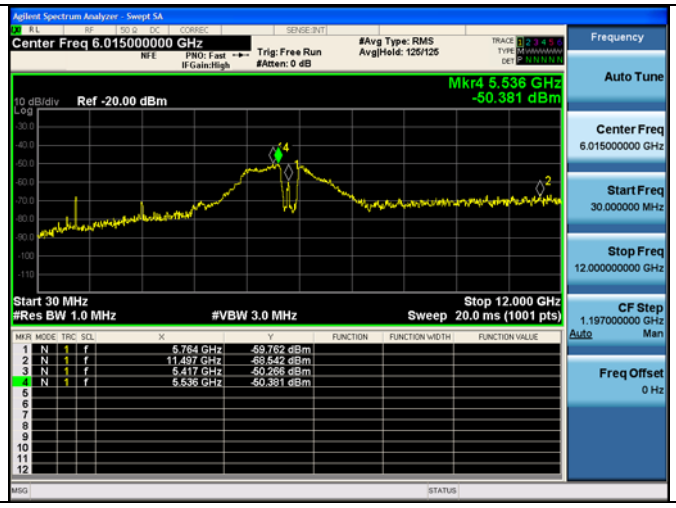

Antenna D

This document is uncontrolled. Please refer to the electronic copy within EDCS for the most up to date version.
Cisco Systems, Inc. Company Confidential

5.6.6 Conducted Spurious Emissions Data Tables - Average

Frequency (MHz)	Mode	Tx Paths	Index Power (dBm)	Correlated Antenna Gain (dBi)	Duty Cycle (%)	Tx 1 Spur Power (dBm)	Tx 2 Spur Power (dBm)	Tx 3 Spur Power (dBm)	Tx 4 Spur Power (dBm)	Total EIRP Spur (dBm)	Limit (dB)	Margin (dB)
5720	Non HT20, 6 to 54 Mbps	1	16	6	98.84	-60.4				-54.35	-41.25	13.1
	Non HT20, 6 to 54 Mbps	2	16	6	98.84	-60.4	-59.7			-50.97	-41.25	9.72
	Non HT20, 6 to 54 Mbps	3	12	6	98.84	-63.8	-63.8	-64		-53.04	-41.25	11.79
	Non HT20, 6 to 54 Mbps	4	10	6	98.84	-65	-64.5	-64.9	-63.9	-52.48	-41.25	11.23
	Non HT20 Beam Forming, 6 to 54 Mbps	2	13	9	98.84	-63.1	-62.9			-50.94	-41.25	9.69
	Non HT20 Beam Forming, 6 to 54 Mbps	3	10	11	98.84	-65	-64.5	-64.9		-48.97	-41.25	7.72
	Non HT20 Beam Forming, 6 to 54 Mbps	4	7	12	98.84	-67.7	-67.1	-68.2	-67.2	-49.46	-41.25	8.21
	HT/VHT20, M0 to M7	1	16	6	98.94	-62				-55.95	-41.25	14.7
	HT/VHT20, M0 to M7	2	16	6	98.94	-62	-61.6			-52.74	-41.25	11.49
	HT/VHT20, M8 to M15	2	16	6	98.94	-62	-61.6			-52.74	-41.25	11.49
	HT/VHT20, M0 to M7	3	12	6	98.94	-65	-64.6	-65.4		-54.17	-41.25	12.92
	HT/VHT20, M8 to M15	3	15	6	98.94	-62.6	-62	-62.6		-51.57	-41.25	10.32
	HT/VHT20, M16 to M23	3	15	6	98.94	-62.6	-62	-62.6		-51.57	-41.25	10.32
	HT/VHT20, M0 to M7	4	10	6	98.94	-66	-65.3	-66.6	-65.6	-53.78	-41.25	12.53
	HT/VHT20, M8 to M15	4	13	6	98.94	-63.9	-64.5	-65.1	-62.7	-51.89	-41.25	10.64
	HT/VHT20, M16 to M23	4	14	6	98.94	-63	-62.4	-64.4	-62	-50.79	-41.25	9.54
	HT/VHT20, M24 to M31	4	14	6	98.94	-63	-62.4	-64.4	-62	-50.79	-41.25	9.54
	HT/VHT20 Beam Forming, M0 to M7	2	13	9	98.94	-63.9	-64.5			-52.13	-41.25	10.88
	HT/VHT20 Beam Forming, M8 to M15	2	16	6	98.94	-62	-61.6			-52.74	-41.25	11.49
	HT/VHT20 Beam Forming, M0 to M7	3	10	11	98.94	-66	-65.3	-66.6		-50.12	-41.25	8.87
	HT/VHT20 Beam Forming, M8 to M15	3	13	8	98.94	-63.9	-64.5	-65.1		-51.65	-41.25	10.4
	HT/VHT20 Beam Forming, M16 to M23	3	15	6	98.94	-62.6	-62	-62.6		-51.57	-41.25	10.32
	HT/VHT20 Beam Forming, M0 to M7	4	7	12	98.94	-70	-65.9	-70.4	-66.2	-49.58	-41.25	8.33
	HT/VHT20 Beam Forming, M8 to M15	4	10	9	98.94	-66	-65.3	-66.6	-65.6	-50.78	-41.25	9.53
	HT/VHT20 Beam Forming, M16 to M23	4	12	7	98.94	-65	-64.6	-65.4	-64.6	-51.82	-41.25	10.57
	HT/VHT20 Beam Forming, M24 to M31	4	14	6	98.94	-63	-62.4	-64.4	-62	-50.79	-41.25	9.54
	HT/VHT20 STBC, M0 to M7	2	16	6	98.94	-62	-61.6			-52.74	-41.25	11.49

This document is uncontrolled. Please refer to the electronic copy within EDCS for the most up to date version.
Cisco Systems, Inc. Company Confidential

	HT/VHT20 STBC, M0 to M7	3	15	6	98.94	-62.6	-62	-62.6		-51.57	-41.25	10.32
	HT/VHT20 STBC, M0 to M7	4	13	6	98.94	-63.9	-64.5	-65.1	-62.7	-51.89	-41.25	10.64
	HE20, M0 to M9 1ss	1	16	6	98.62	-62				-55.94	-41.25	14.69
	HE20, M0 to M9 1ss	2	16	6	98.62	-62	-61.7			-52.78	-41.25	11.53
	HE20, M0 to M9 2ss	2	16	6	98.62	-62	-61.7			-52.78	-41.25	11.53
	HE20, M0 to M9 1ss	3	12	6	98.62	-65.1	-65.2	-65.7		-54.49	-41.25	13.24
	HE20, M0 to M9 2ss	3	15	6	98.62	-62.6	-62.3	-62.8		-51.73	-41.25	10.48
	HE20, M0 to M9 3ss	3	15	6	98.62	-62.6	-62.3	-62.8		-51.73	-41.25	10.48
	HE20, M0 to M9 1ss	4	10	6	98.62	-66.4	-65.6	-66.7	-65.8	-54.02	-41.25	12.77
	HE20, M0 to M9 2ss	4	13	6	98.62	-64	-64.6	-65.3	-62.9	-52.03	-41.25	10.78
	HE20, M0 to M9 3ss	4	14	6	98.62	-63.4	-62.8	-64.6	-62.3	-51.11	-41.25	9.86
	HE20, M0 to M9 4ss	4	14	6	98.62	-63.4	-62.8	-64.6	-62.3	-51.11	-41.25	9.86
	HE20 Beam Forming, M0 to M9 1ss	2	13	9	98.62	-64	-64.6			-52.22	-41.25	10.97
	HE20 Beam Forming, M0 to M9 2ss	2	16	6	98.62	-62	-61.7			-52.78	-41.25	11.53
	HE20 Beam Forming, M0 to M9 1ss	3	10	11	98.62	-66.4	-65.6	-66.7		-50.38	-41.25	9.13
	HE20 Beam Forming, M0 to M9 2ss	3	13	8	98.62	-64	-64.6	-65.3		-51.77	-41.25	10.52
	HE20 Beam Forming, M0 to M9 3ss	3	15	6	98.62	-62.6	-62.3	-62.8		-51.73	-41.25	10.48
	HE20 Beam Forming, M0 to M9 1ss	4	7	12	98.62	-67.5	-66.1	-70.5	-66.5	-49.27	-41.25	8.02
	HE20 Beam Forming, M0 to M9 2ss	4	10	9	98.62	-66.4	-65.6	-66.7	-65.8	-51.02	-41.25	9.77
	HE20 Beam Forming, M0 to M9 3ss	4	12	7	98.62	-65.1	-65.2	-65.7	-64.6	-52.05	-41.25	10.8
	HE20 Beam Forming, M0 to M9 4ss	4	14	6	98.62	-63.4	-62.8	-64.6	-62.3	-51.11	-41.25	9.86
	HE20 STBC, M0 to M9 2ss	2	16	6	98.62	-62	-61.7			-52.78	-41.25	11.53
	HE20 STBC, M0 to M9 2ss	3	15	6	98.62	-62.6	-62.3	-62.8		-51.73	-41.25	10.48
	HE20 STBC, M0 to M9 2ss	4	13	6	98.62	-64	-64.6	-65.3	-62.9	-52.03	-41.25	10.78
5745	Non HT20, 6 to 54 Mbps	1	16	6	98.84	-59.5				-53.45	-41.25	12.2
	Non HT20, 6 to 54 Mbps	2	16	6	98.84	-59.5	-60.9			-51.08	-41.25	9.83
	Non HT20, 6 to 54 Mbps	3	16	6	98.84	-59.5	-60.9	-60.3		-49.37	-41.25	8.12
	Non HT20, 6 to 54 Mbps	4	16	6	98.84	-59.5	-60.9	-60.3	-59.7	-47.99	-41.25	6.74
	Non HT20 Beam Forming, 6 to 54 Mbps	2	16	9	98.84	-59.5	-60.9			-48.08	-41.25	6.83
	Non HT20 Beam Forming, 6 to 54 Mbps	3	16	11	98.84	-59.5	-60.9	-60.3		-44.37	-41.25	3.12
	Non HT20 Beam Forming, 6 to 54 Mbps	4	16	12	98.84	-59.5	-60.9	-60.3	-59.7	-41.99	-41.25	0.74
	HT/VHT20, M0 to M7	1	16	6	98.94	-61.1				-55.05	-41.25	13.8
	HT/VHT20, M0 to M7	2	16	6	98.94	-61.1	-63.1			-52.93	-41.25	11.68
	HT/VHT20, M8 to M15	2	16	6	98.94	-61.1	-63.1			-52.93	-41.25	11.68
	HT/VHT20, M0 to M7	3	16	6	98.94	-61.1	-63.1	-63		-51.48	-41.25	10.23
	HT/VHT20, M8 to M15	3	16	6	98.94	-61.1	-63.1	-63		-51.48	-41.25	10.23
	HT/VHT20, M16 to M23	3	16	6	98.94	-61.1	-63.1	-63		-51.48	-41.25	10.23
	HT/VHT20, M0 to M7	4	16	6	98.94	-61.1	-63.1	-63	-61.7	-50.07	-41.25	8.82

This document is uncontrolled. Please refer to the electronic copy within EDCS for the most up to date version.
Cisco Systems, Inc. Company Confidential

	HT/VHT20, M8 to M15	4	16	6	98.94	-61.1	-63.1	-63	-61.7	-50.07	-41.25	8.82
	HT/VHT20, M16 to M23	4	16	6	98.94	-61.1	-63.1	-63	-61.7	-50.07	-41.25	8.82
	HT/VHT20, M24 to M31	4	16	6	98.94	-61.1	-63.1	-63	-61.7	-50.07	-41.25	8.82
	HT/VHT20 Beam Forming, M0 to M7	2	16	9	98.94	-61.1	-63.1			-49.93	-41.25	8.68
	HT/VHT20 Beam Forming, M8 to M15	2	16	6	98.94	-61.1	-63.1			-52.93	-41.25	11.68
	HT/VHT20 Beam Forming, M0 to M7	3	16	11	98.94	-61.1	-63.1	-63		-46.48	-41.25	5.23
	HT/VHT20 Beam Forming, M8 to M15	3	16	8	98.94	-61.1	-63.1	-63		-49.48	-41.25	8.23
	HT/VHT20 Beam Forming, M16 to M23	3	16	6	98.94	-61.1	-63.1	-63		-51.48	-41.25	10.23
	HT/VHT20 Beam Forming, M0 to M7	4	16	12	98.94	-61.1	-63.1	-63	-61.7	-44.07	-41.25	2.82
	HT/VHT20 Beam Forming, M8 to M15	4	16	9	98.94	-61.1	-63.1	-63	-61.7	-47.07	-41.25	5.82
	HT/VHT20 Beam Forming, M16 to M23	4	16	7	98.94	-61.1	-63.1	-63	-61.7	-49.07	-41.25	7.82
	HT/VHT20 Beam Forming, M24 to M31	4	16	6	98.94	-61.1	-63.1	-63	-61.7	-50.07	-41.25	8.82
	HT/VHT20 STBC, M0 to M7	2	16	6	98.94	-61.1	-63.1			-52.93	-41.25	11.68
	HT/VHT20 STBC, M0 to M7	3	16	6	98.94	-61.1	-63.1	-63		-51.48	-41.25	10.23
	HT/VHT20 STBC, M0 to M7	4	16	6	98.94	-61.1	-63.1	-63	-61.7	-50.07	-41.25	8.82
	HE20, M0 to M9 1ss	1	16	6	98.62	-60.7				-54.64	-41.25	13.39
	HE20, M0 to M9 1ss	2	16	6	98.62	-60.7	-62.7			-52.52	-41.25	11.27
	HE20, M0 to M9 2ss	2	16	6	98.62	-60.7	-62.7			-52.52	-41.25	11.27
	HE20, M0 to M9 1ss	3	16	6	98.62	-60.7	-62.7	-62.5		-51.04	-41.25	9.79
	HE20, M0 to M9 2ss	3	16	6	98.62	-60.7	-62.7	-62.5		-51.04	-41.25	9.79
	HE20, M0 to M9 3ss	3	16	6	98.62	-60.7	-62.7	-62.5		-51.04	-41.25	9.79
	HE20, M0 to M9 1ss	4	16	6	98.62	-60.7	-62.7	-62.5	-61.4	-49.67	-41.25	8.42
	HE20, M0 to M9 2ss	4	16	6	98.62	-60.7	-62.7	-62.5	-61.4	-49.67	-41.25	8.42
	HE20, M0 to M9 3ss	4	16	6	98.62	-60.7	-62.7	-62.5	-61.4	-49.67	-41.25	8.42
	HE20, M0 to M9 4ss	4	16	6	98.62	-60.7	-62.7	-62.5	-61.4	-49.67	-41.25	8.42
	HE20 Beam Forming, M0 to M9 1ss	2	16	9	98.62	-60.7	-62.7			-49.52	-41.25	8.27
	HE20 Beam Forming, M0 to M9 2ss	2	16	6	98.62	-60.7	-62.7			-52.52	-41.25	11.27
	HE20 Beam Forming, M0 to M9 1ss	3	16	11	98.62	-60.7	-62.7	-62.5		-46.04	-41.25	4.79
	HE20 Beam Forming, M0 to M9 2ss	3	16	8	98.62	-60.7	-62.7	-62.5		-49.04	-41.25	7.79
	HE20 Beam Forming, M0 to M9 3ss	3	16	6	98.62	-60.7	-62.7	-62.5		-51.04	-41.25	9.79
	HE20 Beam Forming, M0 to M9 1ss	4	16	12	98.62	-60.7	-62.7	-62.5	-61.4	-43.67	-41.25	2.42
	HE20 Beam Forming, M0 to M9 2ss	4	16	9	98.62	-60.7	-62.7	-62.5	-61.4	-46.67	-41.25	5.42
	HE20 Beam Forming, M0 to M9 3ss	4	16	7	98.62	-60.7	-62.7	-62.5	-61.4	-48.67	-41.25	7.42
	HE20 Beam Forming, M0 to M9 4ss	4	16	6	98.62	-60.7	-62.7	-62.5	-61.4	-49.67	-41.25	8.42
	HE20 STBC, M0 to M9 2ss	2	16	6	98.62	-60.7	-62.7			-52.52	-41.25	11.27
	HE20 STBC, M0 to M9 2ss	3	16	6	98.62	-60.7	-62.7	-62.5		-51.04	-41.25	9.79
	HE20 STBC, M0 to M9 2ss	4	16	6	98.62	-60.7	-62.7	-62.5	-61.4	-49.67	-41.25	8.42
57 55	Non HT40, 6 to 54 Mbps	1	17	6	99.01	-58.4				-52.36	-41.25	11.11

This document is uncontrolled. Please refer to the electronic copy within EDCS for the most up to date version.
Cisco Systems, Inc. Company Confidential

	Non HT40, 6 to 54 Mbps	2	17	6	99.01	-58.4	-59.7			-49.95	-41.25	8.7
	Non HT40, 6 to 54 Mbps	3	17	6	99.01	-58.4	-59.7	-59.6		-48.38	-41.25	7.13
	Non HT40, 6 to 54 Mbps	4	17	6	99.01	-58.4	-59.7	-59.6	-57.9	-46.77	-41.25	5.52
	HT/VHT40, M0 to M7	1	17	6	97.85	-60.4				-54.31	-41.25	13.06
	HT/VHT40, M0 to M7	2	17	6	97.85	-60.4	-62.3			-52.14	-41.25	10.89
	HT/VHT40, M8 to M15	2	17	6	97.85	-60.4	-62.3			-52.14	-41.25	10.89
	HT/VHT40, M0 to M7	3	17	6	97.85	-60.4	-62.3	-62.1		-50.65	-41.25	9.4
	HT/VHT40, M8 to M15	3	17	6	97.85	-60.4	-62.3	-62.1		-50.65	-41.25	9.4
	HT/VHT40, M16 to M23	3	17	6	97.85	-60.4	-62.3	-62.1		-50.65	-41.25	9.4
	HT/VHT40, M0 to M7	4	17	6	97.85	-60.4	-62.3	-62.1	-60.1	-49	-41.25	7.75
	HT/VHT40, M8 to M15	4	17	6	97.85	-60.4	-62.3	-62.1	-60.1	-49	-41.25	7.75
	HT/VHT40, M16 to M23	4	17	6	97.85	-60.4	-62.3	-62.1	-60.1	-49	-41.25	7.75
	HT/VHT40, M24 to M31	4	17	6	97.85	-60.4	-62.3	-62.1	-60.1	-49	-41.25	7.75
	HT/VHT40 Beam Forming, M0 to M7	2	17	9	97.85	-60.4	-62.3			-49.14	-41.25	7.89
	HT/VHT40 Beam Forming, M8 to M15	2	17	6	97.85	-60.4	-62.3			-52.14	-41.25	10.89
	HT/VHT40 Beam Forming, M0 to M7	3	17	11	97.85	-60.4	-62.3	-62.1		-45.65	-41.25	4.4
	HT/VHT40 Beam Forming, M8 to M15	3	17	8	97.85	-60.4	-62.3	-62.1		-48.65	-41.25	7.4
	HT/VHT40 Beam Forming, M16 to M23	3	17	6	97.85	-60.4	-62.3	-62.1		-50.65	-41.25	9.4
	HT/VHT40 Beam Forming, M0 to M7	4	17	12	97.85	-60.4	-62.3	-62.1	-60.1	-43	-41.25	1.75
	HT/VHT40 Beam Forming, M8 to M15	4	17	9	97.85	-60.4	-62.3	-62.1	-60.1	-46	-41.25	4.75
	HT/VHT40 Beam Forming, M16 to M23	4	17	7	97.85	-60.4	-62.3	-62.1	-60.1	-48	-41.25	6.75
	HT/VHT40 Beam Forming, M24 to M31	4	17	6	97.85	-60.4	-62.3	-62.1	-60.1	-49	-41.25	7.75
	HT/VHT40 STBC, M0 to M7	2	17	6	97.85	-60.4	-62.3			-52.14	-41.25	10.89
	HT/VHT40 STBC, M0 to M7	3	17	6	97.85	-60.4	-62.3	-62.1		-50.65	-41.25	9.4
	HT/VHT40 STBC, M0 to M7	4	17	6	97.85	-60.4	-62.3	-62.1	-60.1	-49	-41.25	7.75
	HE40, M0 to M9 1ss	1	17	6	97.39	-59.1				-52.98	-41.25	11.73
	HE40, M0 to M9 1ss	2	17	6	97.39	-59.1	-60.4			-50.58	-41.25	9.33
	HE40, M0 to M9 2ss	2	17	6	97.39	-59.1	-60.4			-50.58	-41.25	9.33
	HE40, M0 to M9 1ss	3	17	6	97.39	-59.1	-60.4	-60.5		-49.07	-41.25	7.82
	HE40, M0 to M9 2ss	3	17	6	97.39	-59.1	-60.4	-60.5		-49.07	-41.25	7.82
	HE40, M0 to M9 3ss	3	17	6	97.39	-59.1	-60.4	-60.5		-49.07	-41.25	7.82
	HE40, M0 to M9 1ss	4	17	6	97.39	-59.1	-60.4	-60.5	-58.6	-47.44	-41.25	6.19
	HE40, M0 to M9 2ss	4	17	6	97.39	-59.1	-60.4	-60.5	-58.6	-47.44	-41.25	6.19
	HE40, M0 to M9 3ss	4	17	6	97.39	-59.1	-60.4	-60.5	-58.6	-47.44	-41.25	6.19
	HE40, M0 to M9 4ss	4	17	6	97.39	-59.1	-60.4	-60.5	-58.6	-47.44	-41.25	6.19
	HE40 Beam Forming, M0 to M9 1ss	2	17	9	97.39	-59.1	-60.4			-47.58	-41.25	6.33
	HE40 Beam Forming, M0 to M9 2ss	2	17	6	97.39	-59.1	-60.4			-50.58	-41.25	9.33
	HE40 Beam Forming, M0 to M9 1ss	3	17	11	97.39	-59.1	-60.4	-60.5		-44.07	-41.25	2.82
	HE40 Beam Forming, M0 to M9 2ss	3	17	8	97.39	-59.1	-60.4	-60.5		-47.07	-41.25	5.82

This document is uncontrolled. Please refer to the electronic copy within EDCS for the most up to date version.
Cisco Systems, Inc. Company Confidential

	HE40 Beam Forming, M0 to M9 3ss	3	17	6	97.39	-59.1	-60.4	-60.5		-49.07	-41.25	7.82
	HE40 Beam Forming, M0 to M9 1ss	4	17	12	97.39	-59.1	-60.4	-60.5	-58.6	-41.44	-41.25	0.19
	HE40 Beam Forming, M0 to M9 2ss	4	17	9	97.39	-59.1	-60.4	-60.5	-58.6	-44.44	-41.25	3.19
	HE40 Beam Forming, M0 to M9 3ss	4	17	7	97.39	-59.1	-60.4	-60.5	-58.6	-46.44	-41.25	5.19
	HE40 Beam Forming, M0 to M9 4ss	4	17	6	97.39	-59.1	-60.4	-60.5	-58.6	-47.44	-41.25	6.19
	HE40 STBC, M0 to M9 2ss	2	17	6	97.39	-59.1	-60.4			-50.58	-41.25	9.33
	HE40 STBC, M0 to M9 2ss	3	17	6	97.39	-59.1	-60.4	-60.5		-49.07	-41.25	7.82
	HE40 STBC, M0 to M9 2ss	4	17	6	97.39	-59.1	-60.4	-60.5	-58.6	-47.44	-41.25	6.19
5775	Non HT80, 6 to 54 Mbps	1	16	6	99.17	-59.2				-53.16	-41.25	11.91
	Non HT80, 6 to 54 Mbps	2	16	6	99.17	-59.2	-59.9			-50.49	-41.25	9.24
	Non HT80, 6 to 54 Mbps	3	16	6	99.17	-59.2	-59.9	-59.6		-48.75	-41.25	7.5
	Non HT80, 6 to 54 Mbps	4	16	6	99.17	-59.2	-59.9	-59.6	-58.4	-47.18	-41.25	5.93
	VHT80, M0 to M9 1ss	1	16	6	96.22	-60				-53.83	-41.25	12.58
	VHT80, M0 to M9 1ss	2	16	6	96.22	-60	-62.3			-51.82	-41.25	10.57
	VHT80, M0 to M9 2ss	2	16	6	96.22	-60	-62.3			-51.82	-41.25	10.57
	VHT80, M0 to M9 1ss	3	16	6	96.22	-60	-62.3	-62.1		-50.4	-41.25	9.15
	VHT80, M0 to M9 2ss	3	16	6	96.22	-60	-62.3	-62.1		-50.4	-41.25	9.15
	VHT80, M0 to M9 3ss	3	16	6	96.22	-60	-62.3	-62.1		-50.4	-41.25	9.15
	VHT80, M0 to M9 1ss	4	16	6	96.22	-60	-62.3	-62.1	-62.2	-49.35	-41.25	8.1
	VHT80, M0 to M9 2ss	4	16	6	96.22	-60	-62.3	-62.1	-62.2	-49.35	-41.25	8.1
	VHT80, M0 to M9 3ss	4	16	6	96.22	-60	-62.3	-62.1	-62.2	-49.35	-41.25	8.1
	VHT80, M0 to M9 4ss	4	16	6	96.22	-60	-62.3	-62.1	-62.2	-49.35	-41.25	8.1
	VHT80 Beam Forming, M0 to M9 1ss	2	16	9	96.22	-60	-62.3			-48.82	-41.25	7.57
	VHT80 Beam Forming, M0 to M9 2ss	2	16	6	96.22	-60	-62.3			-51.82	-41.25	10.57
	VHT80 Beam Forming, M0 to M9 1ss	3	16	11	96.22	-60	-62.3	-62.1		-45.4	-41.25	4.15
	VHT80 Beam Forming, M0 to M9 2ss	3	16	8	96.22	-60	-62.3	-62.1		-48.4	-41.25	7.15
	VHT80 Beam Forming, M0 to M9 3ss	3	16	6	96.22	-60	-62.3	-62.1		-50.4	-41.25	9.15
	VHT80 Beam Forming, M0 to M9 1ss	4	16	12	96.22	-60	-62.3	-62.1	-62.2	-43.35	-41.25	2.1
	VHT80 Beam Forming, M0 to M9 2ss	4	16	9	96.22	-60	-62.3	-62.1	-62.2	-46.35	-41.25	5.1
	VHT80 Beam Forming, M0 to M9 3ss	4	16	7	96.22	-60	-62.3	-62.1	-62.2	-48.35	-41.25	7.1
	VHT80 Beam Forming, M0 to M9 4ss	4	16	6	96.22	-60	-62.3	-62.1	-62.2	-49.35	-41.25	8.1
	VHT80 STBC, M0 to M9 1ss	2	16	6	96.22	-60	-62.3			-51.82	-41.25	10.57
	VHT80 STBC, M0 to M9 1ss	3	16	6	96.22	-60	-62.3	-62.1		-50.4	-41.25	9.15
	VHT80 STBC, M0 to M9 1ss	4	16	6	96.22	-60	-62.3	-62.1	-62.2	-49.35	-41.25	8.1
	HE80, M0 to M9 1ss	1	16	6	95.04	-59.7				-53.48	-41.25	12.23
	HE80, M0 to M9 1ss	2	16	6	95.04	-59.7	-62			-51.47	-41.25	10.22
	HE80, M0 to M9 2ss	2	16	6	95.04	-59.7	-62			-51.47	-41.25	10.22
	HE80, M0 to M9 1ss	3	16	6	95.04	-59.7	-62	-62		-50.1	-41.25	8.85

This document is uncontrolled. Please refer to the electronic copy within EDCS for the most up to date version.
Cisco Systems, Inc. Company Confidential

	HE80, M0 to M9 2ss	3	16	6	95.04	-59.7	-62	-62		-50.1	-41.25	8.85
	HE80, M0 to M9 3ss	3	16	6	95.04	-59.7	-62	-62		-50.1	-41.25	8.85
	HE80, M0 to M9 1ss	4	16	6	95.04	-59.7	-62	-62	-62.4	-49.14	-41.25	7.89
	HE80, M0 to M9 2ss	4	16	6	95.04	-59.7	-62	-62	-62.4	-49.14	-41.25	7.89
	HE80, M0 to M9 3ss	4	16	6	95.04	-59.7	-62	-62	-62.4	-49.14	-41.25	7.89
	HE80, M0 to M9 4ss	4	16	6	95.04	-59.7	-62	-62	-62.4	-49.14	-41.25	7.89
	HE80 Beam Forming, M0 to M9 1ss	2	16	9	95.04	-59.7	-62			-48.47	-41.25	7.22
	HE80 Beam Forming, M0 to M9 2ss	2	16	6	95.04	-59.7	-62			-51.47	-41.25	10.22
	HE80 Beam Forming, M0 to M9 1ss	3	16	11	95.04	-59.7	-62	-62		-45.1	-41.25	3.85
	HE80 Beam Forming, M0 to M9 2ss	3	16	8	95.04	-59.7	-62	-62		-48.1	-41.25	6.85
	HE80 Beam Forming, M0 to M9 3ss	3	16	6	95.04	-59.7	-62	-62		-50.1	-41.25	8.85
	HE80 Beam Forming, M0 to M9 1ss	4	16	12	95.04	-59.7	-62	-62	-62.4	-43.14	-41.25	1.89
	HE80 Beam Forming, M0 to M9 2ss	4	16	9	95.04	-59.7	-62	-62	-62.4	-46.14	-41.25	4.89
	HE80 Beam Forming, M0 to M9 3ss	4	16	7	95.04	-59.7	-62	-62	-62.4	-48.14	-41.25	6.89
	HE80 Beam Forming, M0 to M9 4ss	4	16	6	95.04	-59.7	-62	-62	-62.4	-49.14	-41.25	7.89
	HE80 STBC, M0 to M9 1ss	2	16	6	95.04	-59.7	-62			-51.47	-41.25	10.22
	HE80 STBC, M0 to M9 1ss	3	16	6	95.04	-59.7	-62	-62		-50.1	-41.25	8.85
	HE80 STBC, M0 to M9 1ss	4	16	6	95.04	-59.7	-62	-62	-62.4	-49.14	-41.25	7.89
5785	Non HT20, 6 to 54 Mbps	1	17	6	98.84	-58.6				-52.55	-41.25	11.3
	Non HT20, 6 to 54 Mbps	2	17	6	98.84	-58.6	-60.5			-50.39	-41.25	9.14
	Non HT20, 6 to 54 Mbps	3	17	6	98.84	-58.6	-60.5	-59.7		-48.71	-41.25	7.46
	Non HT20, 6 to 54 Mbps	4	17	6	98.84	-58.6	-60.5	-59.7	-58.4	-47.15	-41.25	5.9
	Non HT20 Beam Forming, 6 to 54 Mbps	2	17	9	98.84	-58.6	-60.5			-47.39	-41.25	6.14
	Non HT20 Beam Forming, 6 to 54 Mbps	3	17	11	98.84	-58.6	-60.5	-59.7		-43.71	-41.25	2.46
	Non HT20 Beam Forming, 6 to 54 Mbps	4	16	12	98.84	-59.4	-60.9	-60.2	-59	-41.74	-41.25	0.49
	HT/VHT20, M0 to M7	1	17	6	98.94	-60.2				-54.15	-41.25	12.9
	HT/VHT20, M0 to M7	2	17	6	98.94	-60.2	-62.5			-52.14	-41.25	10.89
	HT/VHT20, M8 to M15	2	17	6	98.94	-60.2	-62.5			-52.14	-41.25	10.89
	HT/VHT20, M0 to M7	3	17	6	98.94	-60.2	-62.5	-62.2		-50.69	-41.25	9.44
	HT/VHT20, M8 to M15	3	17	6	98.94	-60.2	-62.5	-62.2		-50.69	-41.25	9.44
	HT/VHT20, M16 to M23	3	17	6	98.94	-60.2	-62.5	-62.2		-50.69	-41.25	9.44
	HT/VHT20, M0 to M7	4	17	6	98.94	-60.2	-62.5	-62.2	-60.6	-49.2	-41.25	7.95
	HT/VHT20, M8 to M15	4	17	6	98.94	-60.2	-62.5	-62.2	-60.6	-49.2	-41.25	7.95
	HT/VHT20, M16 to M23	4	17	6	98.94	-60.2	-62.5	-62.2	-60.6	-49.2	-41.25	7.95
	HT/VHT20, M24 to M31	4	17	6	98.94	-60.2	-62.5	-62.2	-60.6	-49.2	-41.25	7.95
	HT/VHT20 Beam Forming, M0 to M7	2	17	9	98.94	-60.2	-62.5			-49.14	-41.25	7.89
	HT/VHT20 Beam Forming, M8 to M15	2	17	6	98.94	-60.2	-62.5			-52.14	-41.25	10.89
	HT/VHT20 Beam Forming, M0 to M7	3	17	11	98.94	-60.2	-62.5	-62.2		-45.69	-41.25	4.44

This document is uncontrolled. Please refer to the electronic copy within EDCS for the most up to date version.
Cisco Systems, Inc. Company Confidential

	HT/VHT20 Beam Forming, M8 to M15	3	17	8	98.94	-60.2	-62.5	-62.2		-48.69	-41.25	7.44
	HT/VHT20 Beam Forming, M16 to M23	3	17	6	98.94	-60.2	-62.5	-62.2		-50.69	-41.25	9.44
	HT/VHT20 Beam Forming, M0 to M7	4	17	12	98.94	-60.2	-62.5	-62.2	-60.6	-43.2	-41.25	1.95
	HT/VHT20 Beam Forming, M8 to M15	4	17	9	98.94	-60.2	-62.5	-62.2	-60.6	-46.2	-41.25	4.95
	HT/VHT20 Beam Forming, M16 to M23	4	17	7	98.94	-60.2	-62.5	-62.2	-60.6	-48.2	-41.25	6.95
	HT/VHT20 Beam Forming, M24 to M31	4	17	6	98.94	-60.2	-62.5	-62.2	-60.6	-49.2	-41.25	7.95
	HT/VHT20 STBC, M0 to M7	2	17	6	98.94	-60.2	-62.5			-52.14	-41.25	10.89
	HT/VHT20 STBC, M0 to M7	3	17	6	98.94	-60.2	-62.5	-62.2		-50.69	-41.25	9.44
	HT/VHT20 STBC, M0 to M7	4	17	6	98.94	-60.2	-62.5	-62.2	-60.6	-49.2	-41.25	7.95
	HE20, M0 to M9 1ss	1	17	6	98.62	-60.2				-54.14	-41.25	12.89
	HE20, M0 to M9 1ss	2	17	6	98.62	-60.2	-62.5			-52.13	-41.25	10.88
	HE20, M0 to M9 2ss	2	17	6	98.62	-60.2	-62.5			-52.13	-41.25	10.88
	HE20, M0 to M9 1ss	3	17	6	98.62	-60.2	-62.5	-62.3		-50.7	-41.25	9.45
	HE20, M0 to M9 2ss	3	17	6	98.62	-60.2	-62.5	-62.3		-50.7	-41.25	9.45
	HE20, M0 to M9 3ss	3	17	6	98.62	-60.2	-62.5	-62.3		-50.7	-41.25	9.45
	HE20, M0 to M9 1ss	4	17	6	98.62	-60.2	-62.5	-62.3	-60.6	-49.2	-41.25	7.95
	HE20, M0 to M9 2ss	4	17	6	98.62	-60.2	-62.5	-62.3	-60.6	-49.2	-41.25	7.95
	HE20, M0 to M9 3ss	4	17	6	98.62	-60.2	-62.5	-62.3	-60.6	-49.2	-41.25	7.95
	HE20, M0 to M9 4ss	4	17	6	98.62	-60.2	-62.5	-62.3	-60.6	-49.2	-41.25	7.95
	HE20 Beam Forming, M0 to M9 1ss	2	17	9	98.62	-60.2	-62.5			-49.13	-41.25	7.88
	HE20 Beam Forming, M0 to M9 2ss	2	17	6	98.62	-60.2	-62.5			-52.13	-41.25	10.88
	HE20 Beam Forming, M0 to M9 1ss	3	17	11	98.62	-60.2	-62.5	-62.3		-45.7	-41.25	4.45
	HE20 Beam Forming, M0 to M9 2ss	3	17	8	98.62	-60.2	-62.5	-62.3		-48.7	-41.25	7.45
	HE20 Beam Forming, M0 to M9 3ss	3	17	6	98.62	-60.2	-62.5	-62.3		-50.7	-41.25	9.45
	HE20 Beam Forming, M0 to M9 1ss	4	17	12	98.62	-60.2	-62.5	-62.3	-60.6	-43.2	-41.25	1.95
	HE20 Beam Forming, M0 to M9 2ss	4	17	9	98.62	-60.2	-62.5	-62.3	-60.6	-46.2	-41.25	4.95
	HE20 Beam Forming, M0 to M9 3ss	4	17	7	98.62	-60.2	-62.5	-62.3	-60.6	-48.2	-41.25	6.95
	HE20 Beam Forming, M0 to M9 4ss	4	17	6	98.62	-60.2	-62.5	-62.3	-60.6	-49.2	-41.25	7.95
	HE20 STBC, M0 to M9 2ss	2	17	6	98.62	-60.2	-62.5			-52.13	-41.25	10.88
	HE20 STBC, M0 to M9 2ss	3	17	6	98.62	-60.2	-62.5	-62.3		-50.7	-41.25	9.45
	HE20 STBC, M0 to M9 2ss	4	17	6	98.62	-60.2	-62.5	-62.3	-60.6	-49.2	-41.25	7.95
5795	Non HT40, 6 to 54 Mbps	1	17	6	99.01	-58.7				-52.66	-41.25	11.41
	Non HT40, 6 to 54 Mbps	2	17	6	99.01	-58.7	-60			-50.25	-41.25	9
	Non HT40, 6 to 54 Mbps	3	17	6	99.01	-58.7	-60	-60.2		-48.77	-41.25	7.52
	Non HT40, 6 to 54 Mbps	4	17	6	99.01	-58.7	-60	-60.2	-57.8	-47	-41.25	5.75
	HT/VHT40, M0 to M7	1	17	6	97.85	-60.3				-54.21	-41.25	12.96
	HT/VHT40, M0 to M7	2	17	6	97.85	-60.3	-62.3			-52.08	-41.25	10.83
	HT/VHT40, M8 to M15	2	17	6	97.85	-60.3	-62.3			-52.08	-41.25	10.83

This document is uncontrolled. Please refer to the electronic copy within EDCS for the most up to date version.
Cisco Systems, Inc. Company Confidential

	HT/VHT40, M0 to M7	3	17	6	97.85	-60.3	-62.3	-62.5		-50.72	-41.25	9.47
	HT/VHT40, M8 to M15	3	17	6	97.85	-60.3	-62.3	-62.5		-50.72	-41.25	9.47
	HT/VHT40, M16 to M23	3	17	6	97.85	-60.3	-62.3	-62.5		-50.72	-41.25	9.47
	HT/VHT40, M0 to M7	4	17	6	97.85	-60.3	-62.3	-62.5	-60.3	-49.11	-41.25	7.86
	HT/VHT40, M8 to M15	4	17	6	97.85	-60.3	-62.3	-62.5	-60.3	-49.11	-41.25	7.86
	HT/VHT40, M16 to M23	4	17	6	97.85	-60.3	-62.3	-62.5	-60.3	-49.11	-41.25	7.86
	HT/VHT40, M24 to M31	4	17	6	97.85	-60.3	-62.3	-62.5	-60.3	-49.11	-41.25	7.86
	HT/VHT40 Beam Forming, M0 to M7	2	17	9	97.85	-60.3	-62.3			-49.08	-41.25	7.83
	HT/VHT40 Beam Forming, M8 to M15	2	17	6	97.85	-60.3	-62.3			-52.08	-41.25	10.83
	HT/VHT40 Beam Forming, M0 to M7	3	17	11	97.85	-60.3	-62.3	-62.5		-45.72	-41.25	4.47
	HT/VHT40 Beam Forming, M8 to M15	3	17	8	97.85	-60.3	-62.3	-62.5		-48.72	-41.25	7.47
	HT/VHT40 Beam Forming, M16 to M23	3	17	6	97.85	-60.3	-62.3	-62.5		-50.72	-41.25	9.47
	HT/VHT40 Beam Forming, M0 to M7	4	17	12	97.85	-60.3	-62.3	-62.5	-60.3	-43.11	-41.25	1.86
	HT/VHT40 Beam Forming, M8 to M15	4	17	9	97.85	-60.3	-62.3	-62.5	-60.3	-46.11	-41.25	4.86
	HT/VHT40 Beam Forming, M16 to M23	4	17	7	97.85	-60.3	-62.3	-62.5	-60.3	-48.11	-41.25	6.86
	HT/VHT40 Beam Forming, M24 to M31	4	17	6	97.85	-60.3	-62.3	-62.5	-60.3	-49.11	-41.25	7.86
	HT/VHT40 STBC, M0 to M7	2	17	6	97.85	-60.3	-62.3			-52.08	-41.25	10.83
	HT/VHT40 STBC, M0 to M7	3	17	6	97.85	-60.3	-62.3	-62.5		-50.72	-41.25	9.47
	HT/VHT40 STBC, M0 to M7	4	17	6	97.85	-60.3	-62.3	-62.5	-60.3	-49.11	-41.25	7.86
	HE40, M0 to M9 1ss	1	17	6	97.39	-60.1				-53.98	-41.25	12.73
	HE40, M0 to M9 1ss	2	17	6	97.39	-60.1	-61.9			-51.78	-41.25	10.53
	HE40, M0 to M9 2ss	2	17	6	97.39	-60.1	-61.9			-51.78	-41.25	10.53
	HE40, M0 to M9 1ss	3	17	6	97.39	-60.1	-61.9	-62.5		-50.49	-41.25	9.24
	HE40, M0 to M9 2ss	3	17	6	97.39	-60.1	-61.9	-62.5		-50.49	-41.25	9.24
	HE40, M0 to M9 3ss	3	17	6	97.39	-60.1	-61.9	-62.5		-50.49	-41.25	9.24
	HE40, M0 to M9 1ss	4	17	6	97.39	-60.1	-61.9	-62.5	-60.2	-48.92	-41.25	7.67
	HE40, M0 to M9 2ss	4	17	6	97.39	-60.1	-61.9	-62.5	-60.2	-48.92	-41.25	7.67
	HE40, M0 to M9 3ss	4	17	6	97.39	-60.1	-61.9	-62.5	-60.2	-48.92	-41.25	7.67
	HE40, M0 to M9 4ss	4	17	6	97.39	-60.1	-61.9	-62.5	-60.2	-48.92	-41.25	7.67
	HE40 Beam Forming, M0 to M9 1ss	2	17	9	97.39	-60.1	-61.9			-48.78	-41.25	7.53
	HE40 Beam Forming, M0 to M9 2ss	2	17	6	97.39	-60.1	-61.9			-51.78	-41.25	10.53
	HE40 Beam Forming, M0 to M9 1ss	3	17	11	97.39	-60.1	-61.9	-62.5		-45.49	-41.25	4.24
	HE40 Beam Forming, M0 to M9 2ss	3	17	8	97.39	-60.1	-61.9	-62.5		-48.49	-41.25	7.24
	HE40 Beam Forming, M0 to M9 3ss	3	17	6	97.39	-60.1	-61.9	-62.5		-50.49	-41.25	9.24
	HE40 Beam Forming, M0 to M9 1ss	4	17	12	97.39	-60.1	-61.9	-62.5	-60.2	-42.92	-41.25	1.67
	HE40 Beam Forming, M0 to M9 2ss	4	17	9	97.39	-60.1	-61.9	-62.5	-60.2	-45.92	-41.25	4.67
	HE40 Beam Forming, M0 to M9 3ss	4	17	7	97.39	-60.1	-61.9	-62.5	-60.2	-47.92	-41.25	6.67
	HE40 Beam Forming, M0 to M9 4ss	4	17	6	97.39	-60.1	-61.9	-62.5	-60.2	-48.92	-41.25	7.67
	HE40 STBC, M0 to M9 2ss	2	17	6	97.39	-60.1	-61.9			-51.78	-41.25	10.53

This document is uncontrolled. Please refer to the electronic copy within EDCS for the most up to date version.
Cisco Systems, Inc. Company Confidential

	HE40 STBC, M0 to M9 2ss	3	17	6	97.39	-60.1	-61.9	-62.5		-50.49	-41.25	9.24
	HE40 STBC, M0 to M9 2ss	4	17	6	97.39	-60.1	-61.9	-62.5	-60.2	-48.92	-41.25	7.67
5825	Non HT20, 6 to 54 Mbps	1	17	6	98.84	-58.3				-52.25	-41.25	11
	Non HT20, 6 to 54 Mbps	2	17	6	98.84	-58.3	-60.2			-50.09	-41.25	8.84
	Non HT20, 6 to 54 Mbps	3	17	6	98.84	-58.3	-60.2	-60.1		-48.62	-41.25	7.37
	Non HT20, 6 to 54 Mbps	4	17	6	98.84	-58.3	-60.2	-60.1	-58.1	-46.99	-41.25	5.74
	Non HT20 Beam Forming, 6 to 54 Mbps	2	17	9	98.84	-58.3	-60.2			-47.09	-41.25	5.84
	Non HT20 Beam Forming, 6 to 54 Mbps	3	17	11	98.84	-58.3	-60.2	-60.1		-43.62	-41.25	2.37
	Non HT20 Beam Forming, 6 to 54 Mbps	4	16	12	98.84	-59.3	-60.6	-60.4	-58.7	-41.61	-41.25	0.36
	HT/VHT20, M0 to M7	1	17	6	98.94	-60.5				-54.45	-41.25	13.2
	HT/VHT20, M0 to M7	2	17	6	98.94	-60.5	-62.2			-52.21	-41.25	10.96
	HT/VHT20, M8 to M15	2	17	6	98.94	-60.5	-62.2			-52.21	-41.25	10.96
	HT/VHT20, M0 to M7	3	17	6	98.94	-60.5	-62.2	-62.3		-50.77	-41.25	9.52
	HT/VHT20, M8 to M15	3	17	6	98.94	-60.5	-62.2	-62.3		-50.77	-41.25	9.52
	HT/VHT20, M16 to M23	3	17	6	98.94	-60.5	-62.2	-62.3		-50.77	-41.25	9.52
	HT/VHT20, M0 to M7	4	17	6	98.94	-60.5	-62.2	-62.3	-60.3	-49.16	-41.25	7.91
	HT/VHT20, M8 to M15	4	17	6	98.94	-60.5	-62.2	-62.3	-60.3	-49.16	-41.25	7.91
	HT/VHT20, M16 to M23	4	17	6	98.94	-60.5	-62.2	-62.3	-60.3	-49.16	-41.25	7.91
	HT/VHT20, M24 to M31	4	17	6	98.94	-60.5	-62.2	-62.3	-60.3	-49.16	-41.25	7.91
	HT/VHT20 Beam Forming, M0 to M7	2	17	9	98.94	-60.5	-62.2			-49.21	-41.25	7.96
	HT/VHT20 Beam Forming, M8 to M15	2	17	6	98.94	-60.5	-62.2			-52.21	-41.25	10.96
	HT/VHT20 Beam Forming, M0 to M7	3	17	11	98.94	-60.5	-62.2	-62.3		-45.77	-41.25	4.52
	HT/VHT20 Beam Forming, M8 to M15	3	17	8	98.94	-60.5	-62.2	-62.3		-48.77	-41.25	7.52
	HT/VHT20 Beam Forming, M16 to M23	3	17	6	98.94	-60.5	-62.2	-62.3		-50.77	-41.25	9.52
	HT/VHT20 Beam Forming, M0 to M7	4	17	12	98.94	-60.5	-62.2	-62.3	-60.3	-43.16	-41.25	1.91
	HT/VHT20 Beam Forming, M8 to M15	4	17	9	98.94	-60.5	-62.2	-62.3	-60.3	-46.16	-41.25	4.91
	HT/VHT20 Beam Forming, M16 to M23	4	17	7	98.94	-60.5	-62.2	-62.3	-60.3	-48.16	-41.25	6.91
	HT/VHT20 Beam Forming, M24 to M31	4	17	6	98.94	-60.5	-62.2	-62.3	-60.3	-49.16	-41.25	7.91
	HT/VHT20 STBC, M0 to M7	2	17	6	98.94	-60.5	-62.2			-52.21	-41.25	10.96
	HT/VHT20 STBC, M0 to M7	3	17	6	98.94	-60.5	-62.2	-62.3		-50.77	-41.25	9.52
	HT/VHT20 STBC, M0 to M7	4	17	6	98.94	-60.5	-62.2	-62.3	-60.3	-49.16	-41.25	7.91
	HE20, M0 to M9 1ss	1	17	6	98.62	-60.4				-54.34	-41.25	13.09
	HE20, M0 to M9 1ss	2	17	6	98.62	-60.4	-62.6			-52.29	-41.25	11.04
	HE20, M0 to M9 2ss	2	17	6	98.62	-60.4	-62.6			-52.29	-41.25	11.04
	HE20, M0 to M9 1ss	3	17	6	98.62	-60.4	-62.6	-62.4		-50.85	-41.25	9.6
	HE20, M0 to M9 2ss	3	17	6	98.62	-60.4	-62.6	-62.4		-50.85	-41.25	9.6
	HE20, M0 to M9 3ss	3	17	6	98.62	-60.4	-62.6	-62.4		-50.85	-41.25	9.6
	HE20, M0 to M9 1ss	4	17	6	98.62	-60.4	-62.6	-62.4	-60.4	-49.24	-41.25	7.99

This document is uncontrolled. Please refer to the electronic copy within EDCS for the most up to date version.
Cisco Systems, Inc. Company Confidential

	HE20, M0 to M9 2ss	4	17	6	98.62	-60.4	-62.6	-62.4	-60.4	-49.24	-41.25	7.99
	HE20, M0 to M9 3ss	4	17	6	98.62	-60.4	-62.6	-62.4	-60.4	-49.24	-41.25	7.99
	HE20, M0 to M9 4ss	4	17	6	98.62	-60.4	-62.6	-62.4	-60.4	-49.24	-41.25	7.99
	HE20 Beam Forming, M0 to M9 1ss	2	17	9	98.62	-60.4	-62.6			-49.29	-41.25	8.04
	HE20 Beam Forming, M0 to M9 2ss	2	17	6	98.62	-60.4	-62.6			-52.29	-41.25	11.04
	HE20 Beam Forming, M0 to M9 1ss	3	17	11	98.62	-60.4	-62.6	-62.4		-45.85	-41.25	4.6
	HE20 Beam Forming, M0 to M9 2ss	3	17	8	98.62	-60.4	-62.6	-62.4		-48.85	-41.25	7.6
	HE20 Beam Forming, M0 to M9 3ss	3	17	6	98.62	-60.4	-62.6	-62.4		-50.85	-41.25	9.6
	HE20 Beam Forming, M0 to M9 1ss	4	17	12	98.62	-60.4	-62.6	-62.4	-60.4	-43.24	-41.25	1.99
	HE20 Beam Forming, M0 to M9 2ss	4	17	9	98.62	-60.4	-62.6	-62.4	-60.4	-46.24	-41.25	4.99
	HE20 Beam Forming, M0 to M9 3ss	4	17	7	98.62	-60.4	-62.6	-62.4	-60.4	-48.24	-41.25	6.99
	HE20 Beam Forming, M0 to M9 4ss	4	17	6	98.62	-60.4	-62.6	-62.4	-60.4	-49.24	-41.25	7.99
	HE20 STBC, M0 to M9 2ss	2	17	6	98.62	-60.4	-62.6			-52.29	-41.25	11.04
	HE20 STBC, M0 to M9 2ss	3	17	6	98.62	-60.4	-62.6	-62.4		-50.85	-41.25	9.6
	HE20 STBC, M0 to M9 2ss	4	17	6	98.62	-60.4	-62.6	-62.4	-60.4	-49.24	-41.25	7.99

This document is uncontrolled. Please refer to the electronic copy within EDCS for the most up to date version.
Cisco Systems, Inc. Company Confidential

5.6.7 Conducted Spurious Emissions Data Plots – Average 30MHz – 12GHz

HE40 Beam Forming, 5755MHz, M0h1	
Antenna A	**Antenna B**
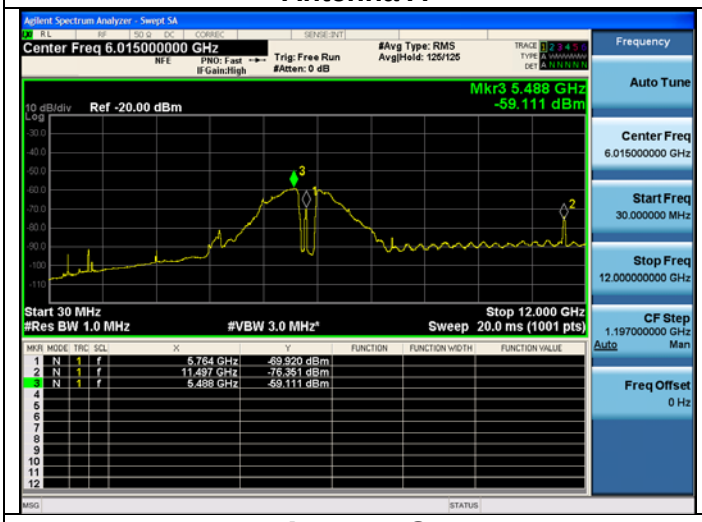	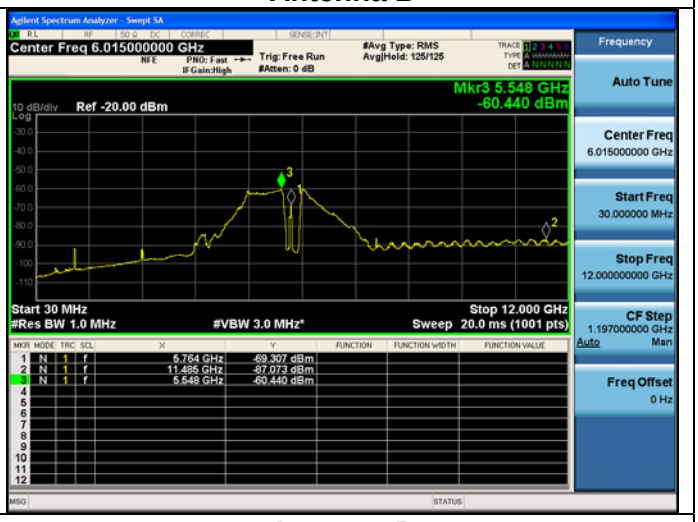
Antenna C	**Antenna D**
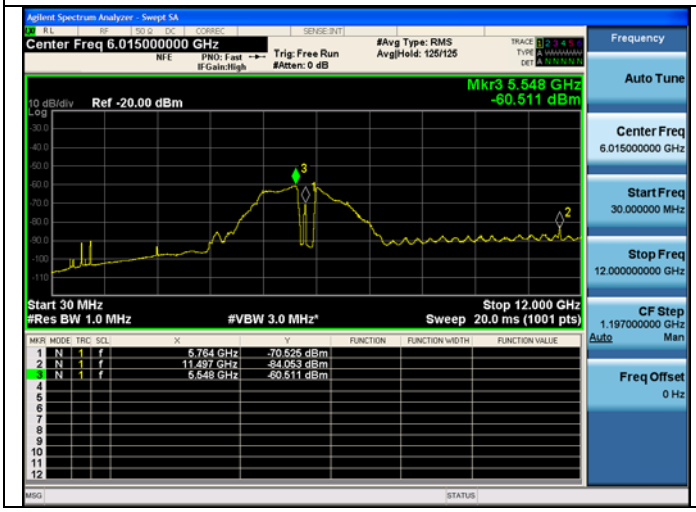	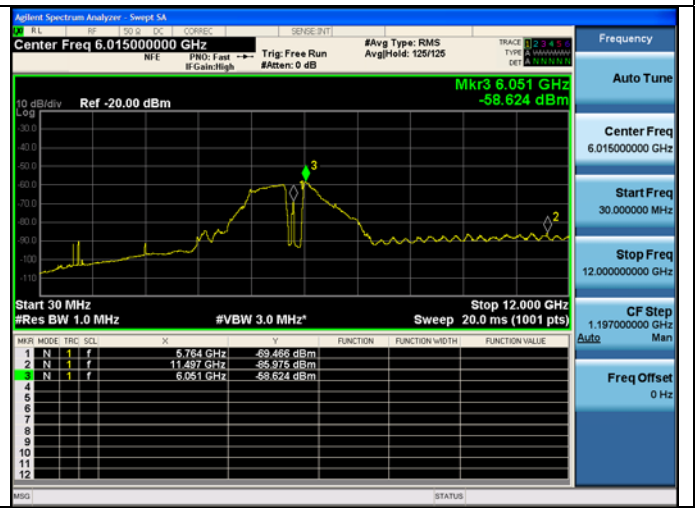

This document is uncontrolled. Please refer to the electronic copy within EDCS for the most up to date version.
Cisco Systems, Inc. Company Confidential

5.6.8 Conducted Spurious Emissions Plots 12-40GHz

Plots representative of all modes

Conducted Spurious 12GHz-40GHz index power 17dBm	
Peak	Average
	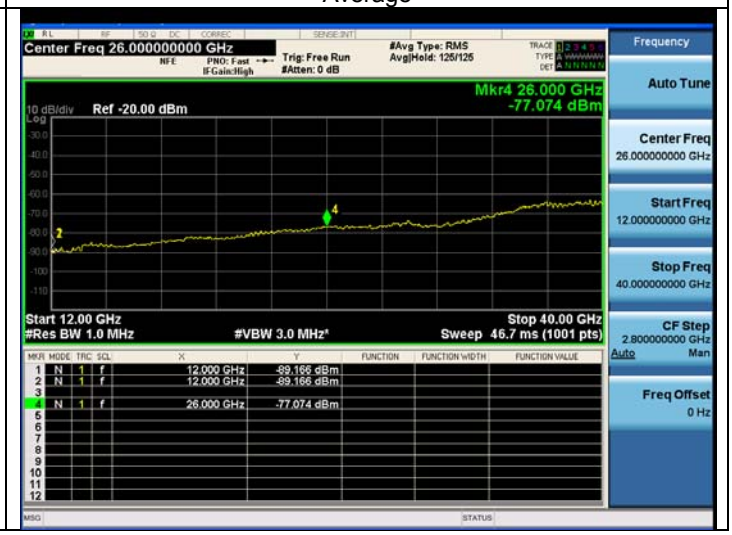

This document is uncontrolled. Please refer to the electronic copy within EDCS for the most up to date version.
Cisco Systems, Inc. Company Confidential

5.7 Conducted Band Edge

5.7.1 Conducted Band Edge Test Requirement

15.407

(b) *Undesirable emission limits.* Except as shown in paragraph (b)(7) of this section, the maximum emissions outside of the frequency bands of operation shall be attenuated in accordance with the following limits:

(4) For transmitters operating in the 5.725-5.85 GHz band:
(i) All emissions shall be limited to a level of −27 dBm/MHz at 75 MHz or more above or below the band edge increasing linearly to 10 dBm/MHz at 25 MHz above or below the band edge, and from 25 MHz above or below the band edge increasing linearly to a level of 15.6 dBm/MHz at 5 MHz above or below the band edge, and from 5 MHz above or below the band edge increasing linearly to a level of 27 dBm/MHz at the band edge.

(6) Unwanted emissions below 1 GHz must comply with the general field strength limits set forth in §15.209.

(7) The provisions of §15.205 apply to intentional radiators operating under this section.
(8) When measuring the emission limits, the nominal carrier frequency shall be adjusted as close to the upper and lower frequency band edges as the design of the equipment permits

KDB 789033 D02 General UNII Test Procedures New Rules v01r02

a) For all measurements, follow the requirements in II.G.3. “General Requirements for Unwanted Emissions Measurements.”
b) At frequencies below 1000 MHz, use the procedure described in II.G.4. “Procedure for Unwanted Emissions Measurements Below 1000 MHz.”
c) At frequencies above 1000 MHz, use the procedure for maximum emissions described in II.G.5., “Procedure for Unwanted Emissions Measurements Above 1000 MHz.”
(i) Sections 15.407(b)(1-3) specifies the unwanted emissions limit for the U-NII-1 and U-NII-2 bands. As specified, emissions above 1000 MHz that are outside of the restricted bands are subject to a peak emission limit of −27 dBm/MHz.3
(ii) Section 15.407(b)(4) specifies the unwanted emissions limit for the U-NII-3 band. A band emissions mask is specified in Section 15.407(b)(4)(i). The emission limits are based on the use of a peak detector.

This document is uncontrolled. Please refer to the electronic copy within EDCS for the most up to date version.
Cisco Systems, Inc. Company Confidential

5.7.2 Conducted Band Edge Test Procedure

Ref. 789033 D02 General UNII Test Procedures New Rules v01r02
ANSI C63.10: 2013

Conducted Band Edge Test Procedure
1. Connect the antenna port(s) to the spectrum analyzer input. 2. Place the radio in continuous transmit mode. Use the procedures in KDB 789033 D02 General UNII Test Procedures New Rules v01r02 to substitute conducted measurements in place of radiated measurements. 3. Configure Spectrum analyzer as per test parameters below (be sure to enter all losses between the transmitter output and the spectrum analyzer). 4. Record the marker. Also measure any emissions in the restricted bands. 5. The "measure-and-sum technique" is used for measuring in-band transmit power of a device. In the measure-and-sum approach, the conducted emission level is measured at each antenna port. The measured results at the various antenna ports are then summed mathematically to determine the total emission level from the device. Summing is performed in linear power units. The worst-case output is recorded. 6. Place a marker at the end of the restricted band closest to the transmit frequency to show compliance. Also measure any emissions in the restricted bands 7. Capture graphs and record pertinent measurement data.

Ref. KDB 789033 D02 General UNII Test Procedures New Rules v01r02
Peak: KDB 789033 Section 5, Average: KDB 789033 Section 6

Conducted Band Edge Test parameters
5. Procedure for Unwanted Maximum Emissions Measurements above 1000 MHz a) Follow the requirements in section II.G.3., *"General Requirements for Unwanted Emissions Measurements"*. b) Maximum emission levels are measured by setting the analyzer as follows: (i) RBW = 1MHz. (ii) VBW ≥ 3MHz. (iii) Detector = Peak. (iv) Sweep time = auto. (v) Trace mode = max hold. (vi) Allow sweeps to continue until the trace stabilizes. Note that if the transmission is not continuous, the time required for the trace to stabilize will increase by a factor of approximately 1/x, where x is the duty cycle. For example, at 50 percent duty cycle, the measurement time will increase by a factor of two relative to measurement time for continuous transmission. **6. Procedures for Average Unwanted Emissions Measurements above 1000 MHz** a) Follow the requirements in section II.G.3., *"General Requirements for Unwanted Emissions Measurements"*.

This document is uncontrolled. Please refer to the electronic copy within EDCS for the most up to date version.
Cisco Systems, Inc. Company Confidential

b) Average emission levels shall be measured using one of the following two methods.

d) **Method VB** (Averaging using reduced video bandwidth): Alternative method. (i) RBW = 1MHz.

(ii) Video bandwidth. • If the EUT is configured to transmit with duty cycle ≥ 98 percent, set VBW ≤ RBW/100 (*i.e.,* 10 kHz) but not less than 10 Hz.

• If the EUT duty cycle is < 98 percent, set VBW ≥ 1/*T*, where *T* is defined in section II.B.1.a).

(iii) Video bandwidth mode or display mode • The instrument shall be set to ensure that video filtering is applied in the power domain. Typically, this requires setting the detector mode to RMS and setting the Average-VBW Type to Power (RMS).

• As an alternative, the analyzer may be set to linear detector mode. Ensure that video filtering is applied in linear voltage domain (rather than in a log or dB domain). Some analyzers require linear display mode in order to accomplish this. Others have a setting for Average-VBW Type, which can be set to "Voltage" regardless of the display mode.

(iv) Detector = Peak.
(v) Sweep time = auto.
(vi) Trace mode = max hold.
(vii) Allow max hold to run for at least 50 traces if the transmitted signal is continuous or has at least 98 percent duty cycle. For lower duty cycles, increase the minimum number of traces by a factor of 1/x, where x is the duty cycle. For example, use at least 200 traces if the duty cycle is 25 percent. (If a specific emission is demonstrated to be continuous—*i.e.,* 100 percent duty cycle—rather than turning on and off with the transmit cycle, at least 50 traces shall be averaged.)

5.7.3 Conducted Band Edge Test Information

This document is uncontrolled. Please refer to the electronic copy within EDCS for the most up to date version.
Cisco Systems, Inc. Company Confidential

Samples, Systems, and Modes

System Number	Description	Samples	System under test	Support equipment
1	EUT	S01	☑	☐
	Support	S02	☐	☑

Tested By: Julian Land	Date of testing: March 14, 2019 – April 4, 2019
Test Result: Pass	

Test Equipment

See Appendix A for list of test equipment

This document is uncontrolled. Please refer to the electronic copy within EDCS for the most up to date version.
Cisco Systems, Inc. Company Confidential

5.7.4 Conducted Band Edge Data Tables – Peak

Frequency (MHz)	Mode	Tx Paths	Index Power (dBm)	Correlated Antenna Gain (dBi)	Duty Cycle (%)	Tx 1 Band edge Level (dBm)	Tx 2 Band edge Level (dBm)	Tx 3 Band edge Level (dBm)	Tx 4 Band edge Level (dBm)	Total EIRP Band edge Level (dBm)	Limit (dB)	Margin (dB)
5745	Non HT20, 6 to 54 Mbps	1	16	6	98.84	-53				-46.95	-27	19.95
	Non HT20, 6 to 54 Mbps	2	16	6	98.84	-53	-53.9			-44.37	-27	17.37
	Non HT20, 6 to 54 Mbps	3	16	6	98.84	-53	-53.9	-53.3		-42.56	-27	15.56
	Non HT20, 6 to 54 Mbps	4	16	6	98.84	-53	-53.9	-53.3	-54.3	-41.52	-27	14.52
	Non HT20 Beam Forming, 6 to 54 Mbps	2	16	9	98.84	-53	-53.9			-41.37	-27	14.37
	Non HT20 Beam Forming, 6 to 54 Mbps	3	16	11	98.84	-53	-53.9	-53.3		-37.56	-27	10.56
	Non HT20 Beam Forming, 6 to 54 Mbps	4	16	12	98.84	-53	-53.9	-53.3	-54.3	-35.52	-27	8.52
	HT/VHT20, M0 to M7	1	16	6	98.94	-53.3				-47.25	-27	20.25
	HT/VHT20, M0 to M7	2	16	6	98.94	-53.3	-54.7			-44.89	-27	17.89
	HT/VHT20, M8 to M15	2	16	6	98.94	-53.3	-54.7			-44.89	-27	17.89
	HT/VHT20, M0 to M7	3	16	6	98.94	-53.3	-54.7	-54.3		-43.24	-27	16.24
	HT/VHT20, M8 to M15	3	16	6	98.94	-53.3	-54.7	-54.3		-43.24	-27	16.24
	HT/VHT20, M16 to M23	3	16	6	98.94	-53.3	-54.7	-54.3		-43.24	-27	16.24
	HT/VHT20, M0 to M7	4	16	6	98.94	-53.3	-54.7	-54.3	-54.4	-42.07	-27	15.07
	HT/VHT20, M8 to M15	4	16	6	98.94	-53.3	-54.7	-54.3	-54.4	-42.07	-27	15.07
	HT/VHT20, M16 to M23	4	16	6	98.94	-53.3	-54.7	-54.3	-54.4	-42.07	-27	15.07
	HT/VHT20, M24 to M31	4	16	6	98.94	-53.3	-54.7	-54.3	-54.4	-42.07	-27	15.07
	HT/VHT20 Beam Forming, M0 to M7	2	16	9	98.94	-53.3	-54.7			-41.89	-27	14.89
	HT/VHT20 Beam Forming, M8 to M15	2	16	6	98.94	-53.3	-54.7			-44.89	-27	17.89
	HT/VHT20 Beam Forming, M0 to M7	3	16	11	98.94	-53.3	-54.7	-54.3		-38.24	-27	11.24
	HT/VHT20 Beam Forming, M8 to M15	3	16	8	98.94	-53.3	-54.7	-54.3		-41.24	-27	14.24
	HT/VHT20 Beam Forming, M16 to M23	3	16	6	98.94	-53.3	-54.7	-54.3		-43.24	-27	16.24
	HT/VHT20 Beam Forming, M0 to M7	4	16	12	98.94	-53.3	-54.7	-54.3	-54.4	-36.07	-27	9.07
	HT/VHT20 Beam Forming, M8 to M15	4	16	9	98.94	-53.3	-54.7	-54.3	-54.4	-39.07	-27	12.07
	HT/VHT20 Beam Forming, M16 to M23	4	16	7	98.94	-53.3	-54.7	-54.3	-54.4	-41.07	-27	14.07

This document is uncontrolled. Please refer to the electronic copy within EDCS for the most up to date version.
Cisco Systems, Inc. Company Confidential

	HT/VHT20 Beam Forming, M24 to M31	4	16	6	98.94	-53.3	-54.7	-54.3	-54.4	-42.07	-27	15.07
	HT/VHT20 STBC, M0 to M7	2	16	6	98.94	-53.3	-54.7			-44.89	-27	17.89
	HT/VHT20 STBC, M0 to M7	3	16	6	98.94	-53.3	-54.7	-54.3		-43.24	-27	16.24
	HT/VHT20 STBC, M0 to M7	4	16	6	98.94	-53.3	-54.7	-54.3	-54.4	-42.07	-27	15.07
	HE20, M0 to M9 1ss	1	16	6	98.62	-53.5				-47.44	-27	20.44
	HE20, M0 to M9 1ss	2	16	6	98.62	-53.5	-54.8			-45.03	-27	18.03
	HE20, M0 to M9 2ss	2	16	6	98.62	-53.5	-54.8			-45.03	-27	18.03
	HE20, M0 to M9 1ss	3	16	6	98.62	-53.5	-54.8	-54		-43.24	-27	16.24
	HE20, M0 to M9 2ss	3	16	6	98.62	-53.5	-54.8	-54		-43.24	-27	16.24
	HE20, M0 to M9 3ss	3	16	6	98.62	-53.5	-54.8	-54		-43.24	-27	16.24
	HE20, M0 to M9 1ss	4	16	6	98.62	-53.5	-54.8	-54	-54.2	-42.02	-27	15.02
	HE20, M0 to M9 2ss	4	16	6	98.62	-53.5	-54.8	-54	-54.2	-42.02	-27	15.02
	HE20, M0 to M9 3ss	4	16	6	98.62	-53.5	-54.8	-54	-54.2	-42.02	-27	15.02
	HE20, M0 to M9 4ss	4	16	6	98.62	-53.5	-54.8	-54	-54.2	-42.02	-27	15.02
	HE20 Beam Forming, M0 to M9 1ss	2	16	9	98.62	-53.5	-54.8			-42.03	-27	15.03
	HE20 Beam Forming, M0 to M9 2ss	2	16	6	98.62	-53.5	-54.8			-45.03	-27	18.03
	HE20 Beam Forming, M0 to M9 1ss	3	16	11	98.62	-53.5	-54.8	-54		-38.24	-27	11.24
	HE20 Beam Forming, M0 to M9 2ss	3	16	8	98.62	-53.5	-54.8	-54		-41.24	-27	14.24
	HE20 Beam Forming, M0 to M9 3ss	3	16	6	98.62	-53.5	-54.8	-54		-43.24	-27	16.24
	HE20 Beam Forming, M0 to M9 1ss	4	16	12	98.62	-53.5	-54.8	-54	-54.2	-36.02	-27	9.02
	HE20 Beam Forming, M0 to M9 2ss	4	16	9	98.62	-53.5	-54.8	-54	-54.2	-39.02	-27	12.02
	HE20 Beam Forming, M0 to M9 3ss	4	16	7	98.62	-53.5	-54.8	-54	-54.2	-41.02	-27	14.02
	HE20 Beam Forming, M0 to M9 4ss	4	16	6	98.62	-53.5	-54.8	-54	-54.2	-42.02	-27	15.02
	HE20 STBC, M0 to M9 2ss	2	16	6	98.62	-53.5	-54.8			-45.03	-27	18.03
	HE20 STBC, M0 to M9 2ss	3	16	6	98.62	-53.5	-54.8	-54		-43.24	-27	16.24
	HE20 STBC, M0 to M9 2ss	4	16	6	98.62	-53.5	-54.8	-54	-54.2	-42.02	-27	15.02
5755	Non HT40, 6 to 54 Mbps	1	17	6	99.01	-51.4				-45.36	-27	18.36
	Non HT40, 6 to 54 Mbps	2	17	6	99.01	-51.4	-51.9			-42.59	-27	15.59
	Non HT40, 6 to 54 Mbps	3	17	6	99.01	-51.4	-51.9	-52.1		-40.98	-27	13.98
	Non HT40, 6 to 54 Mbps	4	17	6	99.01	-51.4	-51.9	-52.1	-52	-39.78	-27	12.78
	HT/VHT40, M0 to M7	1	17	6	97.85	-52.1				-46.01	-27	19.01
	HT/VHT40, M0 to M7	2	17	6	97.85	-52.1	-52.8			-43.33	-27	16.33
	HT/VHT40, M8 to M15	2	17	6	97.85	-52.1	-52.8			-43.33	-27	16.33
	HT/VHT40, M0 to M7	3	17	6	97.85	-52.1	-52.8	-52.7		-41.66	-27	14.66
	HT/VHT40, M8 to M15	3	17	6	97.85	-52.1	-52.8	-52.7		-41.66	-27	14.66
	HT/VHT40, M16 to M23	3	17	6	97.85	-52.1	-52.8	-52.7		-41.66	-27	14.66
	HT/VHT40, M0 to M7	4	17	6	97.85	-52.1	-52.8	-52.7	-52.9	-40.5	-27	13.5
	HT/VHT40, M8 to M15	4	17	6	97.85	-52.1	-52.8	-52.7	-52.9	-40.5	-27	13.5

This document is uncontrolled. Please refer to the electronic copy within EDCS for the most up to date version.
Cisco Systems, Inc. Company Confidential

	HT/VHT40, M16 to M23	4	17	6	97.85	-52.1	-52.8	-52.7	-52.9	-40.5	-27	13.5
	HT/VHT40, M24 to M31	4	17	6	97.85	-52.1	-52.8	-52.7	-52.9	-40.5	-27	13.5
	HT/VHT40 Beam Forming, M0 to M7	2	17	9	97.85	-52.1	-52.8			-40.33	-27	13.33
	HT/VHT40 Beam Forming, M8 to M15	2	17	6	97.85	-52.1	-52.8			-43.33	-27	16.33
	HT/VHT40 Beam Forming, M0 to M7	3	17	11	97.85	-52.1	-52.8	-52.7		-36.66	-27	9.66
	HT/VHT40 Beam Forming, M8 to M15	3	17	8	97.85	-52.1	-52.8	-52.7		-39.66	-27	12.66
	HT/VHT40 Beam Forming, M16 to M23	3	17	6	97.85	-52.1	-52.8	-52.7		-41.66	-27	14.66
	HT/VHT40 Beam Forming, M0 to M7	4	17	12	97.85	-52.1	-52.8	-52.7	-52.9	-34.5	-27	7.5
	HT/VHT40 Beam Forming, M8 to M15	4	17	9	97.85	-52.1	-52.8	-52.7	-52.9	-37.5	-27	10.5
	HT/VHT40 Beam Forming, M16 to M23	4	17	7	97.85	-52.1	-52.8	-52.7	-52.9	-39.5	-27	12.5
	HT/VHT40 Beam Forming, M24 to M31	4	17	6	97.85	-52.1	-52.8	-52.7	-52.9	-40.5	-27	13.5
	HT/VHT40 STBC, M0 to M7	2	17	6	97.85	-52.1	-52.8			-43.33	-27	16.33
	HT/VHT40 STBC, M0 to M7	3	17	6	97.85	-52.1	-52.8	-52.7		-41.66	-27	14.66
	HT/VHT40 STBC, M0 to M7	4	17	6	97.85	-52.1	-52.8	-52.7	-52.9	-40.5	-27	13.5
	HE40, M0 to M9 1ss	1	17	6	97.39	-53.2				-47.08	-27	20.08
	HE40, M0 to M9 1ss	2	17	6	97.39	-53.2	-53.7			-44.32	-27	17.32
	HE40, M0 to M9 2ss	2	17	6	97.39	-53.2	-53.7			-44.32	-27	17.32
	HE40, M0 to M9 1ss	3	17	6	97.39	-53.2	-53.7	-53.9		-42.7	-27	15.7
	HE40, M0 to M9 2ss	3	17	6	97.39	-53.2	-53.7	-53.9		-42.7	-27	15.7
	HE40, M0 to M9 3ss	3	17	6	97.39	-53.2	-53.7	-53.9		-42.7	-27	15.7
	HE40, M0 to M9 1ss	4	17	6	97.39	-53.2	-53.7	-53.9	-53.6	-41.46	-27	14.46
	HE40, M0 to M9 2ss	4	17	6	97.39	-53.2	-53.7	-53.9	-53.6	-41.46	-27	14.46
	HE40, M0 to M9 3ss	4	17	6	97.39	-53.2	-53.7	-53.9	-53.6	-41.46	-27	14.46
	HE40, M0 to M9 4ss	4	17	6	97.39	-53.2	-53.7	-53.9	-53.6	-41.46	-27	14.46
	HE40 Beam Forming, M0 to M9 1ss	2	17	9	97.39	-53.2	-53.7			-41.32	-27	14.32
	HE40 Beam Forming, M0 to M9 2ss	2	17	6	97.39	-53.2	-53.7			-44.32	-27	17.32
	HE40 Beam Forming, M0 to M9 1ss	3	17	11	97.39	-53.2	-53.7	-53.9		-37.7	-27	10.7
	HE40 Beam Forming, M0 to M9 2ss	3	17	8	97.39	-53.2	-53.7	-53.9		-40.7	-27	13.7
	HE40 Beam Forming, M0 to M9 3ss	3	17	6	97.39	-53.2	-53.7	-53.9		-42.7	-27	15.7
	HE40 Beam Forming, M0 to M9 1ss	4	17	12	97.39	-53.2	-53.7	-53.9	-53.6	-35.46	-27	8.46
	HE40 Beam Forming, M0 to M9 2ss	4	17	9	97.39	-53.2	-53.7	-53.9	-53.6	-38.46	-27	11.46
	HE40 Beam Forming, M0 to M9 3ss	4	17	7	97.39	-53.2	-53.7	-53.9	-53.6	-40.46	-27	13.46
	HE40 Beam Forming, M0 to M9 4ss	4	17	6	97.39	-53.2	-53.7	-53.9	-53.6	-41.46	-27	14.46
	HE40 STBC, M0 to M9 2ss	2	17	6	97.39	-53.2	-53.7			-44.32	-27	17.32
	HE40 STBC, M0 to M9 2ss	3	17	6	97.39	-53.2	-53.7	-53.9		-42.7	-27	15.7
	HE40 STBC, M0 to M9 2ss	4	17	6	97.39	-53.2	-53.7	-53.9	-53.6	-41.46	-27	14.46
5775	Non HT80, 6 to 54 Mbps	1	16	6	99.17	-50				-43.96	-27	16.96
	Non HT80, 6 to 54 Mbps	2	16	6	99.17	-50	-49.2			-40.54	-27	13.54

This document is uncontrolled. Please refer to the electronic copy within EDCS for the most up to date version.
Cisco Systems, Inc. Company Confidential

	Non HT80, 6 to 54 Mbps	3	16	6	99.17	-50	-49.2	-50.3		-39	-27	12
	Non HT80, 6 to 54 Mbps	4	16	6	99.17	-50	-49.2	-50.3	-50.4	-37.89	-27	10.89
	VHT80, M0 to M9 1ss	1	16	6	96.22	-49				-42.83	-27	15.83
	VHT80, M0 to M9 1ss	2	16	6	96.22	-49	-51.4			-40.86	-27	13.86
	VHT80, M0 to M9 2ss	2	16	6	96.22	-49	-51.4			-40.86	-27	13.86
	VHT80, M0 to M9 1ss	3	16	6	96.22	-49	-51.4	-51.7		-39.58	-27	12.58
	VHT80, M0 to M9 2ss	3	16	6	96.22	-49	-51.4	-51.7		-39.58	-27	12.58
	VHT80, M0 to M9 3ss	3	16	6	96.22	-49	-51.4	-51.7		-39.58	-27	12.58
	VHT80, M0 to M9 1ss	4	16	6	96.22	-49	-51.4	-51.7	-52.6	-38.77	-27	11.77
	VHT80, M0 to M9 2ss	4	16	6	96.22	-49	-51.4	-51.7	-52.6	-38.77	-27	11.77
	VHT80, M0 to M9 3ss	4	16	6	96.22	-49	-51.4	-51.7	-52.6	-38.77	-27	11.77
	VHT80, M0 to M9 4ss	4	16	6	96.22	-49	-51.4	-51.7	-52.6	-38.77	-27	11.77
	VHT80 Beam Forming, M0 to M9 1ss	2	16	9	96.22	-49	-51.4			-37.86	-27	10.86
	VHT80 Beam Forming, M0 to M9 2ss	2	16	6	96.22	-49	-51.4			-40.86	-27	13.86
	VHT80 Beam Forming, M0 to M9 1ss	3	16	11	96.22	-49	-51.4	-51.7		-34.58	-27	7.58
	VHT80 Beam Forming, M0 to M9 2ss	3	16	8	96.22	-49	-51.4	-51.7		-37.58	-27	10.58
	VHT80 Beam Forming, M0 to M9 3ss	3	16	6	96.22	-49	-51.4	-51.7		-39.58	-27	12.58
	VHT80 Beam Forming, M0 to M9 1ss	4	16	12	96.22	-49	-51.4	-51.7	-52.6	-32.77	-27	5.77
	VHT80 Beam Forming, M0 to M9 2ss	4	16	9	96.22	-49	-51.4	-51.7	-52.6	-35.77	-27	8.77
	VHT80 Beam Forming, M0 to M9 3ss	4	16	7	96.22	-49	-51.4	-51.7	-52.6	-37.77	-27	10.77
	VHT80 Beam Forming, M0 to M9 4ss	4	16	6	96.22	-49	-51.4	-51.7	-52.6	-38.77	-27	11.77
	VHT80 STBC, M0 to M9 1ss	2	16	6	96.22	-49	-51.4			-40.86	-27	13.86
	VHT80 STBC, M0 to M9 1ss	3	16	6	96.22	-49	-51.4	-51.7		-39.58	-27	12.58
	VHT80 STBC, M0 to M9 1ss	4	16	6	96.22	-49	-51.4	-51.7	-52.6	-38.77	-27	11.77
	HE80, M0 to M9 1ss	1	16	6	95.04	-48.8				-42.58	-27	15.58
	HE80, M0 to M9 1ss	2	16	6	95.04	-48.8	-50.9			-40.49	-27	13.49
	HE80, M0 to M9 2ss	2	16	6	95.04	-48.8	-50.9			-40.49	-27	13.49
	HE80, M0 to M9 1ss	3	16	6	95.04	-48.8	-50.9	-51.1		-39.14	-27	12.14
	HE80, M0 to M9 2ss	3	16	6	95.04	-48.8	-50.9	-51.1		-39.14	-27	12.14
	HE80, M0 to M9 3ss	3	16	6	95.04	-48.8	-50.9	-51.1		-39.14	-27	12.14
	HE80, M0 to M9 1ss	4	16	6	95.04	-48.8	-50.9	-51.1	-52.5	-38.38	-27	11.38
	HE80, M0 to M9 2ss	4	16	6	95.04	-48.8	-50.9	-51.1	-52.5	-38.38	-27	11.38
	HE80, M0 to M9 3ss	4	16	6	95.04	-48.8	-50.9	-51.1	-52.5	-38.38	-27	11.38
	HE80, M0 to M9 4ss	4	16	6	95.04	-48.8	-50.9	-51.1	-52.5	-38.38	-27	11.38
	HE80 Beam Forming, M0 to M9 1ss	2	16	9	95.04	-48.8	-50.9			-37.49	-27	10.49
	HE80 Beam Forming, M0 to M9 2ss	2	16	6	95.04	-48.8	-50.9			-40.49	-27	13.49
	HE80 Beam Forming, M0 to M9 1ss	3	16	11	95.04	-48.8	-50.9	-51.1		-34.14	-27	7.14
	HE80 Beam Forming, M0 to M9 2ss	3	16	8	95.04	-48.8	-50.9	-51.1		-37.14	-27	10.14
	HE80 Beam Forming, M0 to M9 3ss	3	16	6	95.04	-48.8	-50.9	-51.1		-39.14	-27	12.14

This document is uncontrolled. Please refer to the electronic copy within EDCS for the most up to date version.
Cisco Systems, Inc. Company Confidential

	HE80 Beam Forming, M0 to M9 1ss	4	16	12	95.04	-48.8	-50.9	-51.1	-52.5	-32.38	-27	5.38
	HE80 Beam Forming, M0 to M9 2ss	4	16	9	95.04	-48.8	-50.9	-51.1	-52.5	-35.38	-27	8.38
	HE80 Beam Forming, M0 to M9 3ss	4	16	7	95.04	-48.8	-50.9	-51.1	-52.5	-37.38	-27	10.38
	HE80 Beam Forming, M0 to M9 4ss	4	16	6	95.04	-48.8	-50.9	-51.1	-52.5	-38.38	-27	11.38
	HE80 STBC, M0 to M9 1ss	2	16	6	95.04	-48.8	-50.9			-40.49	-27	13.49
	HE80 STBC, M0 to M9 1ss	3	16	6	95.04	-48.8	-50.9	-51.1		-39.14	-27	12.14
	HE80 STBC, M0 to M9 1ss	4	16	6	95.04	-48.8	-50.9	-51.1	-52.5	-38.38	-27	11.38

This document is uncontrolled. Please refer to the electronic copy within EDCS for the most up to date version.
Cisco Systems, Inc. Company Confidential

Frequency (MHz)	Mode	Tx Paths	Index Power (dBm)	Correlated Antenna Gain (dBi)	Duty Cycle (%)	Tx 1 Band edge Level (dBm)	Tx 2 Band edge Level (dBm)	Tx 3 Band edge Level (dBm)	Tx 4 Band edge Level (dBm)	Total EIRP Band edge Level (dBm)	Limit (dB)	Margin (dB)
5775	Non HT80, 6 to 54 Mbps	1	16	6	99.17	-49.7				-43.66	-27	16.66
	Non HT80, 6 to 54 Mbps	2	16	6	99.17	-49.7	-46.7			-38.9	-27	11.9
	Non HT80, 6 to 54 Mbps	3	16	6	99.17	-49.7	-46.7	-49.3		-37.54	-27	10.54
	Non HT80, 6 to 54 Mbps	4	16	6	99.17	-49.7	-46.7	-49.3	-47.6	-36.09	-27	9.09
	VHT80, M0 to M9 1ss	1	16	6	96.22	-50				-43.83	-27	16.83
	VHT80, M0 to M9 1ss	2	16	6	96.22	-50	-49.9			-40.77	-27	13.77
	VHT80, M0 to M9 2ss	2	16	6	96.22	-50	-49.9			-40.77	-27	13.77
	VHT80, M0 to M9 1ss	3	16	6	96.22	-50	-49.9	-51.3		-39.42	-27	12.42
	VHT80, M0 to M9 2ss	3	16	6	96.22	-50	-49.9	-51.3		-39.42	-27	12.42
	VHT80, M0 to M9 3ss	3	16	6	96.22	-50	-49.9	-51.3		-39.42	-27	12.42
	VHT80, M0 to M9 1ss	4	16	6	96.22	-50	-49.9	-51.3	-50.8	-38.27	-27	11.27
	VHT80, M0 to M9 2ss	4	16	6	96.22	-50	-49.9	-51.3	-50.8	-38.27	-27	11.27
	VHT80, M0 to M9 3ss	4	16	6	96.22	-50	-49.9	-51.3	-50.8	-38.27	-27	11.27
	VHT80, M0 to M9 4ss	4	16	6	96.22	-50	-49.9	-51.3	-50.8	-38.27	-27	11.27
	VHT80 Beam Forming, M0 to M9 1ss	2	16	9	96.22	-50	-49.9			-37.77	-27	10.77
	VHT80 Beam Forming, M0 to M9 2ss	2	16	6	96.22	-50	-49.9			-40.77	-27	13.77
	VHT80 Beam Forming, M0 to M9 1ss	3	16	11	96.22	-50	-49.9	-51.3		-34.42	-27	7.42
	VHT80 Beam Forming, M0 to M9 2ss	3	16	8	96.22	-50	-49.9	-51.3		-37.42	-27	10.42
	VHT80 Beam Forming, M0 to M9 3ss	3	16	6	96.22	-50	-49.9	-51.3		-39.42	-27	12.42
	VHT80 Beam Forming, M0 to M9 1ss	4	16	12	96.22	-50	-49.9	-51.3	-50.8	-32.27	-27	5.27
	VHT80 Beam Forming, M0 to M9 2ss	4	16	9	96.22	-50	-49.9	-51.3	-50.8	-35.27	-27	8.27
	VHT80 Beam Forming, M0 to M9 3ss	4	16	7	96.22	-50	-49.9	-51.3	-50.8	-37.27	-27	10.27
	VHT80 Beam Forming, M0 to M9 4ss	4	16	6	96.22	-50	-49.9	-51.3	-50.8	-38.27	-27	11.27
	VHT80 STBC, M0 to M9 1ss	2	16	6	96.22	-50	-49.9			-40.77	-27	13.77
	VHT80 STBC, M0 to M9 1ss	3	16	6	96.22	-50	-49.9	-51.3		-39.42	-27	12.42
	VHT80 STBC, M0 to M9 1ss	4	16	6	96.22	-50	-49.9	-51.3	-50.8	-38.27	-27	11.27

This document is uncontrolled. Please refer to the electronic copy within EDCS for the most up to date version.
Cisco Systems, Inc. Company Confidential

	HE80, M0 to M9 1ss	1	16	6	95.04	-50.2				-43.98	-27	16.98
	HE80, M0 to M9 1ss	2	16	6	95.04	-50.2	-49.8			-40.76	-27	13.76
	HE80, M0 to M9 2ss	2	16	6	95.04	-50.2	-49.8			-40.76	-27	13.76
	HE80, M0 to M9 1ss	3	16	6	95.04	-50.2	-49.8	-51		-39.31	-27	12.31
	HE80, M0 to M9 2ss	3	16	6	95.04	-50.2	-49.8	-51		-39.31	-27	12.31
	HE80, M0 to M9 3ss	3	16	6	95.04	-50.2	-49.8	-51		-39.31	-27	12.31
	HE80, M0 to M9 1ss	4	16	6	95.04	-50.2	-49.8	-51	-50.7	-38.16	-27	11.16
	HE80, M0 to M9 2ss	4	16	6	95.04	-50.2	-49.8	-51	-50.7	-38.16	-27	11.16
	HE80, M0 to M9 3ss	4	16	6	95.04	-50.2	-49.8	-51	-50.7	-38.16	-27	11.16
	HE80, M0 to M9 4ss	4	16	6	95.04	-50.2	-49.8	-51	-50.7	-38.16	-27	11.16
	HE80 Beam Forming, M0 to M9 1ss	2	16	9	95.04	-50.2	-49.8			-37.76	-27	10.76
	HE80 Beam Forming, M0 to M9 2ss	2	16	6	95.04	-50.2	-49.8			-40.76	-27	13.76
	HE80 Beam Forming, M0 to M9 1ss	3	16	11	95.04	-50.2	-49.8	-51		-34.31	-27	7.31
	HE80 Beam Forming, M0 to M9 2ss	3	16	8	95.04	-50.2	-49.8	-51		-37.31	-27	10.31
	HE80 Beam Forming, M0 to M9 3ss	3	16	6	95.04	-50.2	-49.8	-51		-39.31	-27	12.31
	HE80 Beam Forming, M0 to M9 1ss	4	16	12	95.04	-50.2	-49.8	-51	-50.7	-32.16	-27	5.16
	HE80 Beam Forming, M0 to M9 2ss	4	16	9	95.04	-50.2	-49.8	-51	-50.7	-35.16	-27	8.16
	HE80 Beam Forming, M0 to M9 3ss	4	16	7	95.04	-50.2	-49.8	-51	-50.7	-37.16	-27	10.16
	HE80 Beam Forming, M0 to M9 4ss	4	16	6	95.04	-50.2	-49.8	-51	-50.7	-38.16	-27	11.16
	HE80 STBC, M0 to M9 1ss	2	16	6	95.04	-50.2	-49.8			-40.76	-27	13.76
	HE80 STBC, M0 to M9 1ss	3	16	6	95.04	-50.2	-49.8	-51		-39.31	-27	12.31
	HE80 STBC, M0 to M9 1ss	4	16	6	95.04	-50.2	-49.8	-51	-50.7	-38.16	-27	11.16
5785	Non HT20, 6 to 54 Mbps	1	17	6	98.84	-52.1				-46.05	-27	19.05
	Non HT20, 6 to 54 Mbps	2	17	6	98.84	-52.1	-51.3			-42.62	-27	15.62
	Non HT20, 6 to 54 Mbps	3	17	6	98.84	-52.1	-51.3	-51.6		-40.83	-27	13.83
	Non HT20, 6 to 54 Mbps	4	17	6	98.84	-52.1	-51.3	-51.6	-50.1	-39.14	-27	12.14
	Non HT20 Beam Forming, 6 to 54 Mbps	2	17	9	98.84	-52.1	-51.3			-39.62	-27	12.62
	Non HT20 Beam Forming, 6 to 54 Mbps	3	17	11	98.84	-52.1	-51.3	-51.6		-35.83	-27	8.83
	Non HT20 Beam Forming, 6 to 54 Mbps	4	16	12	98.84	-52.6	-51.4	-52.4	-50.9	-33.7	-27	6.7
	HT/VHT20, M0 to M7	1	17	6	98.94	-52.8				-46.75	-27	19.75
	HT/VHT20, M0 to M7	2	17	6	98.94	-52.8	-52.8			-43.74	-27	16.74
	HT/VHT20, M8 to M15	2	17	6	98.94	-52.8	-52.8			-43.74	-27	16.74
	HT/VHT20, M0 to M7	3	17	6	98.94	-52.8	-52.8	-54.2		-42.4	-27	15.4
	HT/VHT20, M8 to M15	3	17	6	98.94	-52.8	-52.8	-54.2		-42.4	-27	15.4
	HT/VHT20, M16 to M23	3	17	6	98.94	-52.8	-52.8	-54.2		-42.4	-27	15.4
	HT/VHT20, M0 to M7	4	17	6	98.94	-52.8	-52.8	-54.2	-51.6	-40.69	-27	13.69
	HT/VHT20, M8 to M15	4	17	6	98.94	-52.8	-52.8	-54.2	-51.6	-40.69	-27	13.69

This document is uncontrolled. Please refer to the electronic copy within EDCS for the most up to date version.
Cisco Systems, Inc. Company Confidential

	HT/VHT20, M16 to M23	4	17	6	98.94	-52.8	-52.8	-54.2	-51.6	-40.69	-27	13.69
	HT/VHT20, M24 to M31	4	17	6	98.94	-52.8	-52.8	-54.2	-51.6	-40.69	-27	13.69
	HT/VHT20 Beam Forming, M0 to M7	2	17	9	98.94	-52.8	-52.8			-40.74	-27	13.74
	HT/VHT20 Beam Forming, M8 to M15	2	17	6	98.94	-52.8	-52.8			-43.74	-27	16.74
	HT/VHT20 Beam Forming, M0 to M7	3	17	11	98.94	-52.8	-52.8	-54.2		-37.4	-27	10.4
	HT/VHT20 Beam Forming, M8 to M15	3	17	8	98.94	-52.8	-52.8	-54.2		-40.4	-27	13.4
	HT/VHT20 Beam Forming, M16 to M23	3	17	6	98.94	-52.8	-52.8	-54.2		-42.4	-27	15.4
	HT/VHT20 Beam Forming, M0 to M7	4	17	12	98.94	-52.8	-52.8	-54.2	-51.6	-34.69	-27	7.69
	HT/VHT20 Beam Forming, M8 to M15	4	17	9	98.94	-52.8	-52.8	-54.2	-51.6	-37.69	-27	10.69
	HT/VHT20 Beam Forming, M16 to M23	4	17	7	98.94	-52.8	-52.8	-54.2	-51.6	-39.69	-27	12.69
	HT/VHT20 Beam Forming, M24 to M31	4	17	6	98.94	-52.8	-52.8	-54.2	-51.6	-40.69	-27	13.69
	HT/VHT20 STBC, M0 to M7	2	17	6	98.94	-52.8	-52.8			-43.74	-27	16.74
	HT/VHT20 STBC, M0 to M7	3	17	6	98.94	-52.8	-52.8	-54.2		-42.4	-27	15.4
	HT/VHT20 STBC, M0 to M7	4	17	6	98.94	-52.8	-52.8	-54.2	-51.6	-40.69	-27	13.69
	HE20, M0 to M9 1ss	1	17	6	98.62	-52.5				-46.44	-27	19.44
	HE20, M0 to M9 1ss	2	17	6	98.62	-52.5	-52.7			-43.53	-27	16.53
	HE20, M0 to M9 2ss	2	17	6	98.62	-52.5	-52.7			-43.53	-27	16.53
	HE20, M0 to M9 1ss	3	17	6	98.62	-52.5	-52.7	-54.1		-42.21	-27	15.21
	HE20, M0 to M9 2ss	3	17	6	98.62	-52.5	-52.7	-54.1		-42.21	-27	15.21
	HE20, M0 to M9 3ss	3	17	6	98.62	-52.5	-52.7	-54.1		-42.21	-27	15.21
	HE20, M0 to M9 1ss	4	17	6	98.62	-52.5	-52.7	-54.1	-51.4	-40.49	-27	13.49
	HE20, M0 to M9 2ss	4	17	6	98.62	-52.5	-52.7	-54.1	-51.4	-40.49	-27	13.49
	HE20, M0 to M9 3ss	4	17	6	98.62	-52.5	-52.7	-54.1	-51.4	-40.49	-27	13.49
	HE20, M0 to M9 4ss	4	17	6	98.62	-52.5	-52.7	-54.1	-51.4	-40.49	-27	13.49
	HE20 Beam Forming, M0 to M9 1ss	2	17	9	98.62	-52.5	-52.7			-40.53	-27	13.53
	HE20 Beam Forming, M0 to M9 2ss	2	17	6	98.62	-52.5	-52.7			-43.53	-27	16.53
	HE20 Beam Forming, M0 to M9 1ss	3	17	11	98.62	-52.5	-52.7	-54.1		-37.21	-27	10.21
	HE20 Beam Forming, M0 to M9 2ss	3	17	8	98.62	-52.5	-52.7	-54.1		-40.21	-27	13.21
	HE20 Beam Forming, M0 to M9 3ss	3	17	6	98.62	-52.5	-52.7	-54.1		-42.21	-27	15.21
	HE20 Beam Forming, M0 to M9 1ss	4	17	12	98.62	-52.5	-52.7	-54.1	-51.4	-34.49	-27	7.49
	HE20 Beam Forming, M0 to M9 2ss	4	17	9	98.62	-52.5	-52.7	-54.1	-51.4	-37.49	-27	10.49
	HE20 Beam Forming, M0 to M9 3ss	4	17	7	98.62	-52.5	-52.7	-54.1	-51.4	-39.49	-27	12.49
	HE20 Beam Forming, M0 to M9 4ss	4	17	6	98.62	-52.5	-52.7	-54.1	-51.4	-40.49	-27	13.49
	HE20 STBC, M0 to M9 2ss	2	17	6	98.62	-52.5	-52.7			-43.53	-27	16.53
	HE20 STBC, M0 to M9 2ss	3	17	6	98.62	-52.5	-52.7	-54.1		-42.21	-27	15.21
	HE20 STBC, M0 to M9 2ss	4	17	6	98.62	-52.5	-52.7	-54.1	-51.4	-40.49	-27	13.49
57 95	Non HT40, 6 to 54 Mbps	1	17	6	99.01	-50.9				-44.86	-27	17.86

This document is uncontrolled. Please refer to the electronic copy within EDCS for the most up to date version.
Cisco Systems, Inc. Company Confidential

	Non HT40, 6 to 54 Mbps	2	17	6	99.01	-50.9	-49.5			-41.09	-27	14.09
	Non HT40, 6 to 54 Mbps	3	17	6	99.01	-50.9	-49.5	-51.2		-39.65	-27	12.65
	Non HT40, 6 to 54 Mbps	4	17	6	99.01	-50.9	-49.5	-51.2	-48.8	-37.92	-27	10.92
	HT/VHT40, M0 to M7	1	17	6	97.85	-52.2				-46.11	-27	19.11
	HT/VHT40, M0 to M7	2	17	6	97.85	-52.2	-52			-42.99	-27	15.99
	HT/VHT40, M8 to M15	2	17	6	97.85	-52.2	-52			-42.99	-27	15.99
	HT/VHT40, M0 to M7	3	17	6	97.85	-52.2	-52	-53.2		-41.57	-27	14.57
	HT/VHT40, M8 to M15	3	17	6	97.85	-52.2	-52	-53.2		-41.57	-27	14.57
	HT/VHT40, M16 to M23	3	17	6	97.85	-52.2	-52	-53.2		-41.57	-27	14.57
	HT/VHT40, M0 to M7	4	17	6	97.85	-52.2	-52	-53.2	-51	-39.91	-27	12.91
	HT/VHT40, M8 to M15	4	17	6	97.85	-52.2	-52	-53.2	-51	-39.91	-27	12.91
	HT/VHT40, M16 to M23	4	17	6	97.85	-52.2	-52	-53.2	-51	-39.91	-27	12.91
	HT/VHT40, M24 to M31	4	17	6	97.85	-52.2	-52	-53.2	-51	-39.91	-27	12.91
	HT/VHT40 Beam Forming, M0 to M7	2	17	9	97.85	-52.2	-52			-39.99	-27	12.99
	HT/VHT40 Beam Forming, M8 to M15	2	17	6	97.85	-52.2	-52			-42.99	-27	15.99
	HT/VHT40 Beam Forming, M0 to M7	3	17	11	97.85	-52.2	-52	-53.2		-36.57	-27	9.57
	HT/VHT40 Beam Forming, M8 to M15	3	17	8	97.85	-52.2	-52	-53.2		-39.57	-27	12.57
	HT/VHT40 Beam Forming, M16 to M23	3	17	6	97.85	-52.2	-52	-53.2		-41.57	-27	14.57
	HT/VHT40 Beam Forming, M0 to M7	4	17	12	97.85	-52.2	-52	-53.2	-51	-33.91	-27	6.91
	HT/VHT40 Beam Forming, M8 to M15	4	17	9	97.85	-52.2	-52	-53.2	-51	-36.91	-27	9.91
	HT/VHT40 Beam Forming, M16 to M23	4	17	7	97.85	-52.2	-52	-53.2	-51	-38.91	-27	11.91
	HT/VHT40 Beam Forming, M24 to M31	4	17	6	97.85	-52.2	-52	-53.2	-51	-39.91	-27	12.91
	HT/VHT40 STBC, M0 to M7	2	17	6	97.85	-52.2	-52			-42.99	-27	15.99
	HT/VHT40 STBC, M0 to M7	3	17	6	97.85	-52.2	-52	-53.2		-41.57	-27	14.57
	HT/VHT40 STBC, M0 to M7	4	17	6	97.85	-52.2	-52	-53.2	-51	-39.91	-27	12.91
	HE40, M0 to M9 1ss	1	17	6	97.39	-52.1				-45.98	-27	18.98
	HE40, M0 to M9 1ss	2	17	6	97.39	-52.1	-51.8			-42.82	-27	15.82
	HE40, M0 to M9 2ss	2	17	6	97.39	-52.1	-51.8			-42.82	-27	15.82
	HE40, M0 to M9 1ss	3	17	6	97.39	-52.1	-51.8	-52.9		-41.36	-27	14.36
	HE40, M0 to M9 2ss	3	17	6	97.39	-52.1	-51.8	-52.9		-41.36	-27	14.36
	HE40, M0 to M9 3ss	3	17	6	97.39	-52.1	-51.8	-52.9		-41.36	-27	14.36
	HE40, M0 to M9 1ss	4	17	6	97.39	-52.1	-51.8	-52.9	-50.9	-39.73	-27	12.73
	HE40, M0 to M9 2ss	4	17	6	97.39	-52.1	-51.8	-52.9	-50.9	-39.73	-27	12.73
	HE40, M0 to M9 3ss	4	17	6	97.39	-52.1	-51.8	-52.9	-50.9	-39.73	-27	12.73
	HE40, M0 to M9 4ss	4	17	6	97.39	-52.1	-51.8	-52.9	-50.9	-39.73	-27	12.73
	HE40 Beam Forming, M0 to M9 1ss	2	17	9	97.39	-52.1	-51.8			-39.82	-27	12.82
	HE40 Beam Forming, M0 to M9 2ss	2	17	6	97.39	-52.1	-51.8			-42.82	-27	15.82
	HE40 Beam Forming, M0 to M9 1ss	3	17	11	97.39	-52.1	-51.8	-52.9		-36.36	-27	9.36

This document is uncontrolled. Please refer to the electronic copy within EDCS for the most up to date version.
Cisco Systems, Inc. Company Confidential

	HE40 Beam Forming, M0 to M9 2ss	3	17	8	97.39	-52.1	-51.8	-52.9		-39.36	-27	12.36
	HE40 Beam Forming, M0 to M9 3ss	3	17	6	97.39	-52.1	-51.8	-52.9		-41.36	-27	14.36
	HE40 Beam Forming, M0 to M9 1ss	4	17	12	97.39	-52.1	-51.8	-52.9	-50.9	-33.73	-27	6.73
	HE40 Beam Forming, M0 to M9 2ss	4	17	9	97.39	-52.1	-51.8	-52.9	-50.9	-36.73	-27	9.73
	HE40 Beam Forming, M0 to M9 3ss	4	17	7	97.39	-52.1	-51.8	-52.9	-50.9	-38.73	-27	11.73
	HE40 Beam Forming, M0 to M9 4ss	4	17	6	97.39	-52.1	-51.8	-52.9	-50.9	-39.73	-27	12.73
	HE40 STBC, M0 to M9 2ss	2	17	6	97.39	-52.1	-51.8			-42.82	-27	15.82
	HE40 STBC, M0 to M9 2ss	3	17	6	97.39	-52.1	-51.8	-52.9		-41.36	-27	14.36
	HE40 STBC, M0 to M9 2ss	4	17	6	97.39	-52.1	-51.8	-52.9	-50.9	-39.73	-27	12.73
5825	Non HT20, 6 to 54 Mbps	1	17	6	98.84	-51.1				-45.05	-27	18.05
	Non HT20, 6 to 54 Mbps	2	17	6	98.84	-51.1	-50.6			-41.78	-27	14.78
	Non HT20, 6 to 54 Mbps	3	17	6	98.84	-51.1	-50.6	-51.3		-40.17	-27	13.17
	Non HT20, 6 to 54 Mbps	4	17	6	98.84	-51.1	-50.6	-51.3	-50.2	-38.71	-27	11.71
	Non HT20 Beam Forming, 6 to 54 Mbps	2	17	9	98.84	-51.1	-50.6			-38.78	-27	11.78
	Non HT20 Beam Forming, 6 to 54 Mbps	3	17	11	98.84	-51.1	-50.6	-51.3		-35.17	-27	8.17
	Non HT20 Beam Forming, 6 to 54 Mbps	4	16	12	98.84	-52.1	-51.6	-52.1	-50.8	-33.55	-27	6.55
	HT/VHT20, M0 to M7	1	17	6	98.94	-52.4				-46.35	-27	19.35
	HT/VHT20, M0 to M7	2	17	6	98.94	-52.4	-52.7			-43.49	-27	16.49
	HT/VHT20, M8 to M15	2	17	6	98.94	-52.4	-52.7			-43.49	-27	16.49
	HT/VHT20, M0 to M7	3	17	6	98.94	-52.4	-52.7	-53.5		-42.02	-27	15.02
	HT/VHT20, M8 to M15	3	17	6	98.94	-52.4	-52.7	-53.5		-42.02	-27	15.02
	HT/VHT20, M16 to M23	3	17	6	98.94	-52.4	-52.7	-53.5		-42.02	-27	15.02
	HT/VHT20, M0 to M7	4	17	6	98.94	-52.4	-52.7	-53.5	-51.5	-40.4	-27	13.4
	HT/VHT20, M8 to M15	4	17	6	98.94	-52.4	-52.7	-53.5	-51.5	-40.4	-27	13.4
	HT/VHT20, M16 to M23	4	17	6	98.94	-52.4	-52.7	-53.5	-51.5	-40.4	-27	13.4
	HT/VHT20, M24 to M31	4	17	6	98.94	-52.4	-52.7	-53.5	-51.5	-40.4	-27	13.4
	HT/VHT20 Beam Forming, M0 to M7	2	17	9	98.94	-52.4	-52.7			-40.49	-27	13.49
	HT/VHT20 Beam Forming, M8 to M15	2	17	6	98.94	-52.4	-52.7			-43.49	-27	16.49
	HT/VHT20 Beam Forming, M0 to M7	3	17	11	98.94	-52.4	-52.7	-53.5		-37.02	-27	10.02
	HT/VHT20 Beam Forming, M8 to M15	3	17	8	98.94	-52.4	-52.7	-53.5		-40.02	-27	13.02
	HT/VHT20 Beam Forming, M16 to M23	3	17	6	98.94	-52.4	-52.7	-53.5		-42.02	-27	15.02
	HT/VHT20 Beam Forming, M0 to M7	4	17	12	98.94	-52.4	-52.7	-53.5	-51.5	-34.4	-27	7.4
	HT/VHT20 Beam Forming, M8 to M15	4	17	9	98.94	-52.4	-52.7	-53.5	-51.5	-37.4	-27	10.4
	HT/VHT20 Beam Forming, M16 to M23	4	17	7	98.94	-52.4	-52.7	-53.5	-51.5	-39.4	-27	12.4
	HT/VHT20 Beam Forming, M24 to M31	4	17	6	98.94	-52.4	-52.7	-53.5	-51.5	-40.4	-27	13.4
	HT/VHT20 STBC, M0 to M7	2	17	6	98.94	-52.4	-52.7			-43.49	-27	16.49

This document is uncontrolled. Please refer to the electronic copy within EDCS for the most up to date version.
Cisco Systems, Inc. Company Confidential

	HT/VHT20 STBC, M0 to M7	3	17	6	98.94	-52.4	-52.7	-53.5		-42.02	-27	15.02
	HT/VHT20 STBC, M0 to M7	4	17	6	98.94	-52.4	-52.7	-53.5	-51.5	-40.4	-27	13.4
	HE20, M0 to M9 1ss	1	17	6	98.62	-53.3				-47.24	-27	20.24
	HE20, M0 to M9 1ss	2	17	6	98.62	-53.3	-52.8			-43.97	-27	16.97
	HE20, M0 to M9 2ss	2	17	6	98.62	-53.3	-52.8			-43.97	-27	16.97
	HE20, M0 to M9 1ss	3	17	6	98.62	-53.3	-52.8	-53.9		-42.48	-27	15.48
	HE20, M0 to M9 2ss	3	17	6	98.62	-53.3	-52.8	-53.9		-42.48	-27	15.48
	HE20, M0 to M9 3ss	3	17	6	98.62	-53.3	-52.8	-53.9		-42.48	-27	15.48
	HE20, M0 to M9 1ss	4	17	6	98.62	-53.3	-52.8	-53.9	-51.7	-40.77	-27	13.77
	HE20, M0 to M9 2ss	4	17	6	98.62	-53.3	-52.8	-53.9	-51.7	-40.77	-27	13.77
	HE20, M0 to M9 3ss	4	17	6	98.62	-53.3	-52.8	-53.9	-51.7	-40.77	-27	13.77
	HE20, M0 to M9 4ss	4	17	6	98.62	-53.3	-52.8	-53.9	-51.7	-40.77	-27	13.77
	HE20 Beam Forming, M0 to M9 1ss	2	17	9	98.62	-53.3	-52.8			-40.97	-27	13.97
	HE20 Beam Forming, M0 to M9 2ss	2	17	6	98.62	-53.3	-52.8			-43.97	-27	16.97
	HE20 Beam Forming, M0 to M9 1ss	3	17	11	98.62	-53.3	-52.8	-53.9		-37.48	-27	10.48
	HE20 Beam Forming, M0 to M9 2ss	3	17	8	98.62	-53.3	-52.8	-53.9		-40.48	-27	13.48
	HE20 Beam Forming, M0 to M9 3ss	3	17	6	98.62	-53.3	-52.8	-53.9		-42.48	-27	15.48
	HE20 Beam Forming, M0 to M9 1ss	4	17	12	98.62	-53.3	-52.8	-53.9	-51.7	-34.77	-27	7.77
	HE20 Beam Forming, M0 to M9 2ss	4	17	9	98.62	-53.3	-52.8	-53.9	-51.7	-37.77	-27	10.77
	HE20 Beam Forming, M0 to M9 3ss	4	17	7	98.62	-53.3	-52.8	-53.9	-51.7	-39.77	-27	12.77
	HE20 Beam Forming, M0 to M9 4ss	4	17	6	98.62	-53.3	-52.8	-53.9	-51.7	-40.77	-27	13.77
	HE20 STBC, M0 to M9 2ss	2	17	6	98.62	-53.3	-52.8			-43.97	-27	16.97
	HE20 STBC, M0 to M9 2ss	3	17	6	98.62	-53.3	-52.8	-53.9		-42.48	-27	15.48
	HE20 STBC, M0 to M9 2ss	4	17	6	98.62	-53.3	-52.8	-53.9	-51.7	-40.77	-27	13.77

5.7.5 Conducted Band Edge Plots

Conducted Band Edge Peak 15407L, 5775MHz, HE80 Beam Forming, M0h1	
Antenna A	Antenna B

This document is uncontrolled. Please refer to the electronic copy within EDCS for the most up to date version.
Cisco Systems, Inc. Company Confidential

Antenna C

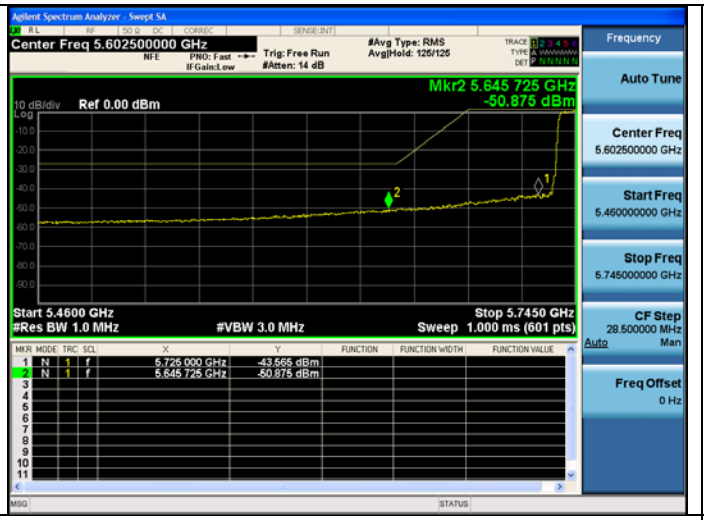

Antenna D

Conducted Band Edge Peak 15407R, 5775MHz, HE80 Beam Forming, M0h1	
Antenna A	Antenna B

This document is uncontrolled. Please refer to the electronic copy within EDCS for the most up to date version.
Cisco Systems, Inc. Company Confidential

Antenna C

Antenna D

Section 6: Emission Test Results

This document is uncontrolled. Please refer to the electronic copy within EDCS for the most up to date version.
Cisco Systems, Inc. Company Confidential

6.1 Transmitter Radiated Spurious Emissions

Note: Results for Transmitter Radiated Spurious Emissions are in BACL report R1903188-407 (EDCS# 16915215).

6.2 AC Conducted Emissions

Note: Only DC power is supplied to the unit.

This document is uncontrolled. Please refer to the electronic copy within EDCS for the most up to date version.
Cisco Systems, Inc. Company Confidential

Appendix A: List of Test Equipment Used to perform the test

Equip#	Manufacturer/ Model	Description	Last Cal	Next Due
RF Conducted test equipment 3/12/2019 – 4/29/2019				

This document is uncontrolled. Please refer to the electronic copy within EDCS for the most up to date version.
Cisco Systems, Inc. Company Confidential

53614	Keysight (Agilent/HP) / N9030A-550	PXA Signal Analyzer, 3Hz to 50GHz	17 Jul. 2018	17 Jul. 2019
57475	Cisco	Automated Radio Testing Station	Verify Before Use	Verify Before Use
54237	Keysight (Agilent/HP) / 8710-1765	Preset Torque Wrench, 8in/lbs	14 Feb. 2019	14 Feb. 2020
06325	Lufft / 5063-33W	Dial Hygrometer	27 Aug. 2018	27 Aug. 2019
49516	Keysight (Agilent/HP)	PXA Signal Analyzer, 3Hz to 50GHz	29 Nov. 2018	29 Nov. 2019
57238	NATIONAL INSTRUMENTS / PXI-8115	Embedded Controller	Cal. not required	Cal. not required
57247	NATIONAL INSTRUMENTS / PXI-2796	40 GHz Dual 6x1 Multiplexer (SP6T)	Verify Before Use	Verify Before Use
57248	NATIONAL INSTRUMENTS / PXI-2799	Switch 1x1	Verify Before Use	Verify Before Use
56092	NATIONAL INSTRUMENTS / PXI-2796	40 GHz Dual 6x1 Multiplexer (SP6T)	Verify Before Use	Verify Before Use
57479	Cisco	Automated Radio Testing Station	Verify Before Use	Verify Before Use
57233	NATIONAL INSTRUMENTS / PXI-8115	Embedded Controller	Cal. not required	Cal. not required
57253	NATIONAL INSTRUMENTS / PXI-2796	40 GHz Dual 6x1 Multiplexer (SP6T)	Verify Before Use	Verify Before Use
57254	NATIONAL INSTRUMENTS / PXI-2799	Switch 1x1	Verify Before Use	Verify Before Use
56089	NATIONAL INSTRUMENTS / PXI-2796	40 GHz Dual 6x1 Multiplexer (SP6T)	Verify Before Use	Verify Before Use

Appendix B: Abbreviation Key and Definitions

The following table defines abbreviations used within this test report.

This document is uncontrolled. Please refer to the electronic copy within EDCS for the most up to date version.
Cisco Systems, Inc. Company Confidential

Abbreviation	Description	Abbreviation	Description
EMC	Electro Magnetic Compatibility	°F	Degrees Fahrenheit
EMI	Electro Magnetic Interference	°C	Degrees Celsius
EUT	Equipment Under Test	Temp	Temperature
ITE	Information Technology Equipment	S/N	Serial Number
TAP	Test Assessment Schedule	Qty	Quantity
ESD	Electro Static Discharge	emf	Electromotive force
EFT	Electric Fast Transient	RMS	Root mean square
EDCS	Engineering Document Control System	Qp	Quasi Peak
Config	Configuration	Av	Average
CIS#	Cisco Number (unique identification number for Cisco test equipment)	Pk	Peak
Cal	Calibration	kHz	Kilohertz ($1x10^3$)
EN	European Norm	MHz	MegaHertz ($1x10^6$)
IEC	International Electro technical Commission	GHz	Gigahertz ($1x10^9$)
CISPR	International Special Committee on Radio Interference	H	Horizontal
CDN	Coupling/Decoupling Network	V	Vertical
LISN	Line Impedance Stabilization Network	dB	decibel
PE	Protective Earth	V	Volt
GND	Ground	kV	Kilovolt ($1x10^3$)
L1	Line 1	µV	Microvolt ($1x10^{-6}$)
L2	Line2	A	Amp
L3	Line 3	µA	Micro Amp ($1x10^{-6}$)
DC	Direct Current	mS	Milli Second ($1x10^{-3}$)
RAW	Uncorrected measurement value, as indicated by the measuring device	µS	Micro Second ($1x10^{-6}$)
RF	Radio Frequency	µS	Micro Second ($1x10^{-6}$)
SLCE	Signal Line Conducted Emissions	m	Meter
Meas dist	Measurement distance	Spec dist	Specification distance
N/A or NA	Not Applicable	SL	Signal Line (or Telecom Line)
P	Power Line	L	Live Line
N	Neutral Line	R	Return
S	Supply	AC	Alternating Current

This document is uncontrolled. Please refer to the electronic copy within EDCS for the most up to date version.
Cisco Systems, Inc. Company Confidential

Appendix C: Software Used to Perform Testing

Automated Testing Software: RF_Automation.vi version 49
Automated Testing Software: RF_Automation.vi version 51

This document is uncontrolled. Please refer to the electronic copy within EDCS for the most up to date version.
Cisco Systems, Inc. Company Confidential

Appendix D: Test Procedures

Measurements were made in accordance with

- KDB 789033 - D02 General UNII Test Procedures New Rules v01r02
- KDB 662911 - MIMO
- ANSI C63.4 2014 Unintentional Radiators
- ANSI C63.10 2013 Intentional Radiators

Test procedures are summarized below:

FCC 5GHz Test Procedures	EDCS # 1445048
FCC 5GHz RSE Test Procedures	EDCS # 1511600

This document is uncontrolled. Please refer to the electronic copy within EDCS for the most up to date version.
Cisco Systems, Inc. Company Confidential

Appendix E: Scope of Accreditation (A2LA certificate number 1178-01)

The scope of accreditation of Cisco Systems, Inc. can be found on the A2LA web page at:

http://www.a2la.org/scopepdf/1178-01.pdf

This document is uncontrolled. Please refer to the electronic copy within EDCS for the most up to date version.
Cisco Systems, Inc. Company Confidential

Appendix F: Test Assessment Plan

Test Plan EDCS# 15438021
Power Tables EDCS# 16904328

This document is uncontrolled. Please refer to the electronic copy within EDCS for the most up to date version.
Cisco Systems, Inc. Company Confidential

Appendix G: Test Setup Photos

Conducted Test Setup Photo I


Conducted Test Setup Photo II

This document is uncontrolled. Please refer to the electronic copy within EDCS for the most up to date version.
Cisco Systems, Inc. Company Confidential