FCC RADIO TEST REPORT

FCC ID	:	LHJ-FE5NA0010
Equipment	:	FE5NA0010, FE5NA0011
Brand Name	:	Continental
Model Name	:	FE5NA0010, FE5NA0011
Applicant	:	Continental Automotive Systems, Inc. 21440 W Lake Cook Rd., Deer Park, IL 60010, USA
Manufacturer	:	Continental Automotive Systems, Inc. 21440 W Lake Cook Rd., Deer Park, IL 60010, USA
Standard	:	FCC 47 CFR Part 2, 22(H), 24(E), 27

The product was received on Nov. 22, 2022 and testing was performed from Jan. 17, 2023 to Jan. 23, 2024. We, Sporton International Inc. EMC & Wireless Communications Laboratory, would like to declare that the tested sample has been evaluated in accordance with the test procedures given in ANSI / TIA-603-E and has been in compliance with the applicable technical standards.

The test results in this variant report apply exclusively to the tested model / sample. Without written approval from Sporton International Inc. EMC & Wireless Communications Laboratory, the test report shall not be reproduced except in full.

Louis Wu

Approved by: Louis Wu

Sporton International Inc. EMC & Wireless Communications Laboratory

No. 52, Huaya 1st Rd., Guishan Dist., Taoyuan City 333, Taiwan (R.O.C.)

Table of Contents

History of this test report **3**
Summary of Test Result **4**
1 General Description **6**
1.1 Product Feature of Equipment Under Test 6
1.2 Product Specification of Equipment Under Test 7
1.3 Modification of EUT 8
1.4 Testing Location 9
1.5 Applicable Standards 10
2 Test Configuration of Equipment Under Test **11**
2.1 Test Mode 11
2.2 Connection Diagram of Test System 11
2.3 Support Unit used in test configuration and system 12
2.4 Frequency List of Low/Middle/High Channels 12
3 Conducted Test Items **16**
3.1 Measuring Instruments 16
3.2 Conducted Output Power and ERP/EIRP 17
4 Radiated Test Items **18**
4.1 Measuring Instruments 18
4.2 Radiated Spurious Emission Measurement 20
5 List of Measuring Equipment **21**
6 Measurement Uncertainty **23**
Appendix A. Test Results of Conducted Test
Appendix B. Test Results of Radiated Test
Appendix C. Test Setup Photographs

History of this test report

Report No.	Version	Description	Issue Date
FG2N2201-11C	01	Initial issue of report	Feb. 21, 2024

Summary of Test Result

Report Clause	Ref Std. Clause	Test Items	Result (PASS/FAIL)	Remark
3.2	§2.1046	Conducted Output Power	Reporting only	-
	§22.913 (a)(5)	Effective Radiated Power (n5)	Pass	
	§27.50 (c)(10)	Effective Radiated Power (n71)		
	§24.232 (c) §27.50 (h)(2)	Equivalent Isotropic Radiated Power (n2) (n25) (n41)		
	§27.50 (d)(4)	Equivalent Isotropic Radiated Power (n66)		
	§27.50 (j)(3)	Equivalent Isotropic Radiated Power (n77)	Pass	
-	§24.232 (d) §27.50 (d)(5) §27.50 (j)(4)	Peak-to-Average Ratio	Not Required	-
-	§2.1049	Occupied Bandwidth	Not Required	-
-	§2.1051 §22.917 (a) §24.238 (a) §27.53 (g) §27.53 (h) §27.53 (l)(2)	Conducted Band Edge Measurement (n2) (n5) (n25) (n66) (n71)(n77)	Not Required	-
	§2.1051 §27.53 (m)(4)	Conducted Band Edge Measurement (n41)		
-	§2.1051 §22.917 (a) §24.238 (a) §27.53 (g) §27.53 (h) §27.53 (l)(2)	Conducted Spurious Emission (n2) (n5) (n25) (n66) (n71) (n77)	Not Required	-
	§2.1051 §27.53 (m)(4)	Conducted Spurious Emission (n41)		
-	§2.1055 §22.355 §24.235 §27.54	Frequency Stability Temperature & Voltage	Not Required	-

Report Clause	Ref Std. Clause	Test Items	Result (PASS/FAIL)	Remark
4.2	§2.1053 §22.917 (a) §24.238 (a) §27.53 (g) §27.53 (h) §27.53 (l)(2)	Radiated Spurious Emission (n2) (n5) (n25) (n66) (n71) (n77)	Pass	12.02 dB under the limit at 10337.00 MHz
	§2.1051 §27.53 (m)(4)	Radiated Spurious Emission (n41)		

Remark:

1. Not required means after assessing, test items are not necessary to carry out.
2. This is a variant report by changing SW and enabling internal antenna support band for LTE, LTE CA, 5G FR1. All the test cases were performed on original report which can be referred to Sporton Report Number FG2N2201-06C. Based on the original report, only worst case was verified.
3. The FG2N2201-11C report reuses Conducted output power from the FG2N2201C and FG2N2201E report.

Conformity Assessment Condition:

1. The test results (PASS/FAIL) with all measurement uncertainty excluded are presented against the regulation limits or in accordance with the requirements stipulated by the applicant/manufacturer who shall bear all the risks of non-compliance that may potentially occur if measurement uncertainty is taken into account.
2. The measurement uncertainty please refer to each test result in the section “Measurement Uncertainty”.

Disclaimer:

The product specifications of the EUT presented in the test report that may affect the test assessments are declared by the manufacturer who shall take full responsibility for the authenticity.

Reviewed by: Yun Huang

Report Producer: Michelle Chen

1 General Description

1.1 Product Feature of Equipment Under Test

Product Feature	
Equipment	FE5NA0010, FE5NA0011
Brand Name	Continental
Model Name	FE5NA0010, FE5NA0011
FCC ID	LHJ-FE5NA0010
Installed into the Host	Equipment name: G12N510G1, G12N500G1 Brand name: Continental Model name: G12N510G1, G12N500G1
EUT supports Radios application	WCDMA/HSPA/LTE/5G NR/GNSS
EUT Stage	Identical Prototype

Sample Information			
Sample	**TA-code**	**L2/L5 GNSS**	**Band Difference**
1	FE5NA0010	Support	/
2	FE5NA0011	Not Support	BOM change: depopulated passive components from the GNSS RF front-end

Remark: The above EUT's information was declared by manufacturer.

Support Band and Evaluated Information	
Supported Band	n2, n5, ,n25, n41, n66, n71, n77
Evaluated and Tested Band	n2, n5, ,n25, n41, n66, n71, n77

TDD Band Power Class		
	PC3	**PC2**
n2	V	
n5	V	
n25	V	
n41		V
n41(MIMO)	V	
n66	V	
n71	V	
n77		V
n77(MIMO)	V	

1.2 Product Specification of Equipment Under Test

Product Specification is subject to this standard	
Tx Frequency	5G NR n2: 1852.5 MHz ~ 1907.5 MHz 5G NR n5: 826.5 MHz ~ 846.5 MHz 5G NR n25: 1852.5 MHz ~ 1912.5 MHz 5G NR n41: 2506.02 MHz ~ 2679.99 MHz 5G NR n66: 1712.5 MHz ~ 1777.5 MHz 5G NR n71: 665.5 MHz ~ 695.5 MHz 5G NR n77: 3710.01 MHz ~ 3969.99 MHz
Rx Frequency	5G NR n2: 1932.5 MHz ~ 1987.5 MHz 5G NR n5: 871.5 MHz ~ 891.5 MHz 5G NR n25: 1932.5 MHz ~ 1992.5 MHz 5G NR n41: 2506.02 MHz ~ 2679.99 MHz 5G NR n66: 2112.5 MHz ~ 2197.5 MHz 5G NR n71: 619.5 MHz ~ 649.5 MHz 5G NR n77: 3710.01 MHz ~ 3969.99 MHz
Bandwidth	5G NR n2: 5MHz / 10MHz / 15MHz / 20MHz 5G NR n5: 5MHz / 10MHz / 15MHz / 20MHz 5G NR n25: 5MHz / 10MHz / 15MHz / 20MHz / 25MHz / 30MHz / 40MHz 5G NR n41: 10MHz / 15MHz / 20MHz / 30MHz / 40MHz / 50MHz / 60MHz / 80MHz / 90MHz / 100MHz 5G NR n66: 5MHz / 10MHz / 15MHz / 20MHz / 25MHz / 30MHz / 40MHz 5G NR n71: 5MHz / 10MHz / 15MHz / 20MHz 5G NR n77: 20MHz / 30MHz / 40MHz / 50MHz / 60MHz / 70MHz / 80MHz / 90MHz / 100MHz
Maximum Output Power to Antenna	5G NR n2: 23.01 dBm 5G NR n5: 23.25 dBm 5G NR n25: 23.24 dBm 5G NR n41: 25.41 dBm 5G NR n41: 21.52 dBm for MIMO 5G NR n66: 22.76 dBm 5G NR n71: 23.13 dBm 5G NR n77: 25.81 dBm_HPUE 5G NR n77: 21.11 dBm for MIMO Mode
Antenna Type	**<Internal (Model: INTANT01, INTANT02)>:** TCP antenna

Product Specification is subject to this standard	
Antenna Gain	**<Internal (Model: INTANT01, INTANT02)>:** **Primary cell antenna:** 5G NR n2: 5.15 dBi 5G NR n5: 4.69 dBi 5G NR n25: 5.15 dBi 5G NR n41: 6.91 dBi 5G NR n66: 4.86 dBi 5G NR n71: 0.06 dBi 5G NR n77: 4.02 dBi **Secondary cell antenna:** 5G NR n41: 4.90 dBi 5G NR n77: 2.98 dBi
Type of Modulation	PI/2 BPSK / QPSK / 16QAM / 64QAM / 256QAM

Remark:

1. The EUT's information above is declared by manufacturer. Please refer to Disclaimer in report summary.
2. For 5G NR n41 and 5G NR n77, Primary cell antenna is only available in MIMO mode.
3. The manufacturer declared that signal attenuation of the connecting cable between the transmitter and antenna is 4.35 dB.

1.3 Modification of EUT

No modifications made to the EUT during the testing.

1.4 Testing Location

Test Site	Sporton International Inc. EMC & Wireless Communications Laboratory
Test Site Location	No.52, Huaya 1st Rd., Guishan Dist., Taoyuan City 333, Taiwan (R.O.C.) TEL: +886-3-327-3456 FAX: +886-3-328-4978
Test Site No.	**Sporton Site No.**
	TH03-HY
Test Engineer	Cotty Hsu and Luffy Lin
Temperature (℃)	22.1~22.8
Relative Humidity (%)	53~55

Test Site	Sporton International Inc. Wensan Laboratory
Test Site Location	No.58, Aly. 75, Ln. 564, Wenhua 3rd, Rd., Guishan Dist., Taoyuan City 333010, Taiwan (R.O.C.) TEL: +886-3-327-0868 FAX: +886-3-327-0855
Test Site No.	**Sporton Site No.**
	03CH12-HY (TAF Code:3786)
Test Engineer	Bill Chang, Tim Lee and Wilson Wu
Temperature (℃)	20~25
Relative Humidity (%)	50~60
Remark	The Radiated Spurious Emission test item subcontracted to Sporton International Inc. Wensan Laboratory.

Note: The test site complies with ANSI C63.4 2014 requirement.

FCC Designation No.: TW1190 and TW3786

1.5 Applicable Standards

According to the specifications declared by the manufacturer, the EUT must comply with the requirements of the following standards:

- ANSI C63.26-2015
- ANSI / TIA-603-E
- FCC 47 CFR Part 2, 22(H), 24(E), 27
- FCC KDB 971168 D01 Power Meas. License Digital Systems v03r01
- FCC KDB 412172 D01 Determining ERP and EIRP v01r01
- FCC KDB 414788 D01 Radiated Test Site v01r01.
- FCC KDB 662911 D01 Multiple Transmitter Output v02r01.

Remark:

1. All the test items were validated and recorded in accordance with the standards without any modification during the testing.
2. This EUT has also been tested and complied with the requirements of FCC Part 15, Subpart B, recorded in a separate test report.
3. The TAF code is not including all the FCC KDB listed without accreditation.

2 Test Configuration of Equipment Under Test

2.1 Test Mode

Antenna port conducted and radiated test items listed below are performed according to KDB 971168 D01 Power Meas. License Digital Systems v03r01 with maximum output power.

Modulation Type	Modulation	Modulation Type	Modulation
A	DFT-s-OFDM pi/2 BPSK	N/A	N/A
B	DFT-s-OFDM QPSK	F	CP-OFDM QPSK
C	DFT-s-OFDM 16QAM	G	CP-OFDM 16QAM
D	DFT-s-OFDM 64QAM	H	CP-OFDM 64QAM
E	DFT-s-OFDM 256QAM	I	CP-OFDM 256QAM

Test Item	Modulation Type	Bandwidth	RB Size	Channel
Conducted Power	A, B, C, D, E	All	1, Half, Full	L, M, H
EIRP	A, B, C, D, E	All	1, Half, Full	L, M, H
RSE	A	40 MHz or less	Inner_1RB	L, M, H

Remark:
1. Evaluated all the transmitter signal and reporting worst-case configuration among all modulation types.
2. The device is investigated from 30MHz to 10 times of fundamental signal for radiated spurious emission test under different RB size/offset and modulations in exploratory test. Subsequently, only the worst-case emissions are reported.
3. For 5G NR test combination are EN-DC 2A_n5A, EN-DC 14A_n2A, EN-DC 5A_n66A and EN-DC 2A_n77A.
4. All the radiated test cases were performed with Sample 1.

2.2 Connection Diagram of Test System

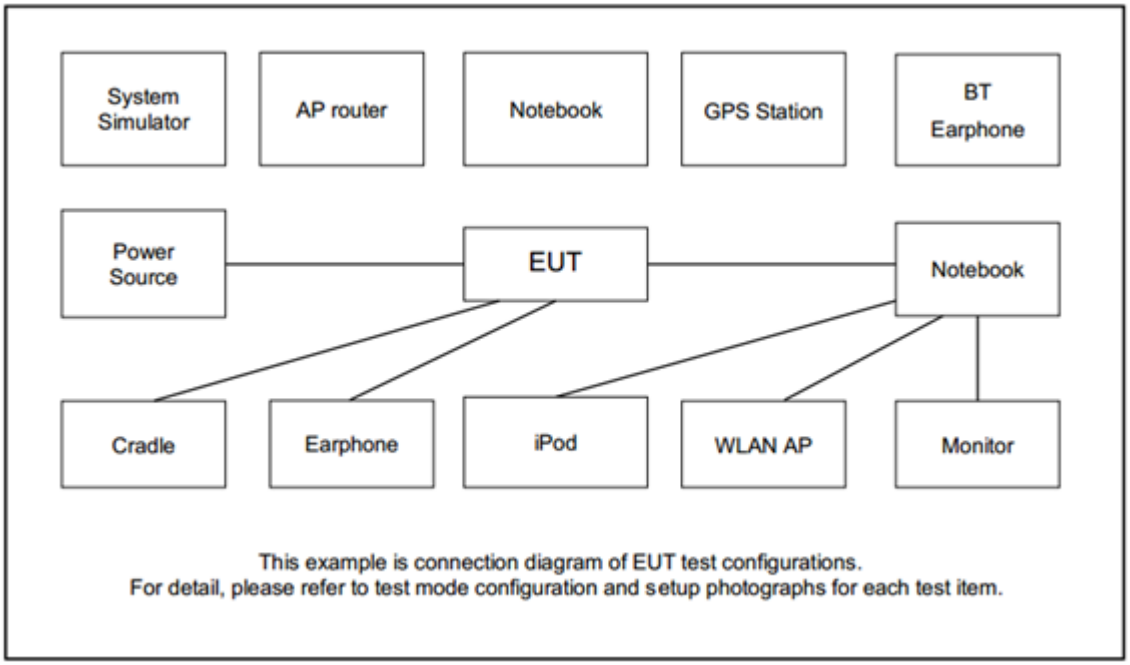

2.3 Support Unit used in test configuration and system

Item	Equipment	Brand Name	Model No.	FCC ID	Data Cable	Power Cord
1.	Metal Plate	N/A	N/A	N/A	N/A	Unshielded, 1.8 m
2.	Adapter	TePoo	PT-WC-03	N/A	N/A	N/A
3.	Teddy Jr Load Box	Continental	N/A	N/A	N/A	N/A
4.	DC Power Supply	GW Instek	GPE-2323	N/A	N/A	N/A
5.	System Simulator	Anritsu	MT8821C	N/A	N/A	N/A
6.	System Simulator	Anritsu	MT8000A	N/A	N/A	N/A

2.4 Frequency List of Low/Middle/High Channels

5G NR n2 Channel and Frequency List				
BW [MHz]	Channel/Frequency(MHz)	Lowest	Middle	Highest
20	Channel	372000	376000	380000
	Frequency	1860	1880	1900
15	Channel	371500	376000	380500
	Frequency	1857.5	1880	1902.5
10	Channel	371000	376000	381000
	Frequency	1855	1880	1905
5	Channel	370500	376000	381500
	Frequency	1852.5	1880	1907.5

5G NR n5 Channel and Frequency List				
BW [MHz]	Channel/Frequency(MHz)	Lowest	Middle	Highest
20	Channel	166800	167300	167800
	Frequency	834	836.5	839
15	Channel	166300	167300	168300
	Frequency	831.5	836.5	841.5
10	Channel	165800	167300	168800
	Frequency	829	836.5	844
5	Channel	165300	167300	169300
	Frequency	826.5	836.5	846.5

5G NR n25 Channel and Frequency List				
BW [MHz]	Channel/Frequency(MHz)	Lowest	Middle	Highest
20	Channel	372000	376500	381000
	Frequency	1860	1882.5	1905
15	Channel	371500	376500	381500
	Frequency	1857.5	1882.5	1907.5
10	Channel	371000	376500	382000
	Frequency	1855	1882.5	1910
5	Channel	370500	376500	382500
	Frequency	1852.5	1882.5	1912.5

5G NR n41 Channel and Frequency List				
BW [MHz]	Channel/Frequency(MHz)	Lowest	Middle	Highest
100	Channel	509202	518598	528000
	Frequency	2546.01	2592.99	2640
90	Channel	508200	518598	528996
	Frequency	2541	2592.99	2644.98
80	Channel	507204	518598	529998
	Frequency	2536.02	2592.99	2649.99
60	Channel	505200	518598	531996
	Frequency	2526	2592.99	2659.98
50	Channel	504204	518598	532998
	Frequency	2521.02	2592.99	2664.99
40	Channel	503202	518598	534000
	Frequency	2516.01	2592.99	2670
30	Channel	502200	518598	534996
	Frequency	2511	2592.99	2674.98
20	Channel	501204	518598	535998
	Frequency	2506.02	2592.99	2679.99

5G NR n66 Channel and Frequency List				
BW [MHz]	Channel/Frequency(MHz)	Lowest	Middle	Highest
40	Channel	346000	349000	352000
	Frequency	1730	1745	1760
30	Channel	345000	349000	353000
	Frequency	1725	1745	1765
20	Channel	344000	349000	354000
	Frequency	1720	1745	1770
15	Channel	343500	349000	354500
	Frequency	1717.5	1745	1772.5
10	Channel	343000	349000	355000
	Frequency	1715	1745	1775
5	Channel	342500	349000	355500
	Frequency	1712.5	1745	1777.5

5G NR n71 Channel and Frequency List				
BW [MHz]	Channel/Frequency(MHz)	Lowest	Middle	Highest
20	Channel	134600	136100	137600
	Frequency	673	680.5	688
15	Channel	134100	136100	138100
	Frequency	670.5	680.5	690.5
10	Channel	133600	136100	138600
	Frequency	668	680.5	693
5	Channel	133100	136100	139100
	Frequency	665.5	680.5	695.5

5G NR Band n77 Channel and Frequency List for SCS 30kHz				
BW [MHz]	Channel/Frequency(MHz)	Lowest	Middle	Highest
100	Channel	650000	656000	662000
	Frequency	3750	3840	3930
90	Channel	649668	656000	662332
	Frequency	3745.02	3840	3934.98
80	Channel	649334	656000	662666
	Frequency	3740.01	3840	3939.99
70	Channel	649000	656000	663000
	Frequency	3735	3840	3945
60	Channel	648668	656000	663332
	Frequency	3730.02	3840	3949.98
50	Channel	648334	656000	663666
	Frequency	3725.01	3840	3954.99
40	Channel	648000	656000	664000
	Frequency	3720	3840	3960
30	Channel	647668	656000	664332
	Frequency	3715.02	3840	3965
20	Channel	647334	656000	664666
	Frequency	3710.01	3840	3969.99

3 Conducted Test Items

3.1 Measuring Instruments

See list of measuring instruments of this test report.

3.1.1 Test Setup

3.1.2 Conducted Output Power



3.1.3 Test Result of Conducted Test

Please refer to Appendix A.

3.2 Conducted Output Power and ERP/EIRP

3.2.1 Description of the Conducted Output Power Measurement and ERP/EIRP Measurement

A system simulator was used to establish communication with the EUT. Its parameters were set to force the EUT transmitting at maximum output power. The measured power in the radio frequency on the transmitter output terminals shall be reported.

The ERP of mobile transmitters must not exceed 7 Watts for 5G NR n5

The ERP of mobile transmitters must not exceed 3 Watts for 5G NR n71

The EIRP of mobile transmitters must not exceed 2 Watts for 5G NR n2 and n25 and n41

The EIRP of mobile transmitters must not exceed 1 Watts for 5G NR n66 and n77

According to KDB 412172 D01 Power Approach,

EIRP = $P_T + G_T – L_C$, ERP = EIRP -2.15, where

P_T = transmitter output power in dBm

G_T = gain of the transmitting antenna in dBi

L_C = signal attenuation in the connecting cable between the transmitter and antenna in dB

3.2.2 Test Procedures

1. The transmitter output port was connected to the system simulator.
2. Set EUT at maximum power through the system simulator.
3. Select lowest, middle, and highest channels for each band and different modulation.
4. Measure and record the power level from the system simulator.
5. The MIMO mode is completely uncorrelated, so the directional gain is selected the maximum gain among all antennas.

4 Radiated Test Items

4.1 Measuring Instruments

See list of measuring instruments of this test report.

4.1.1 Test Setup

For radiated test below 30MHz

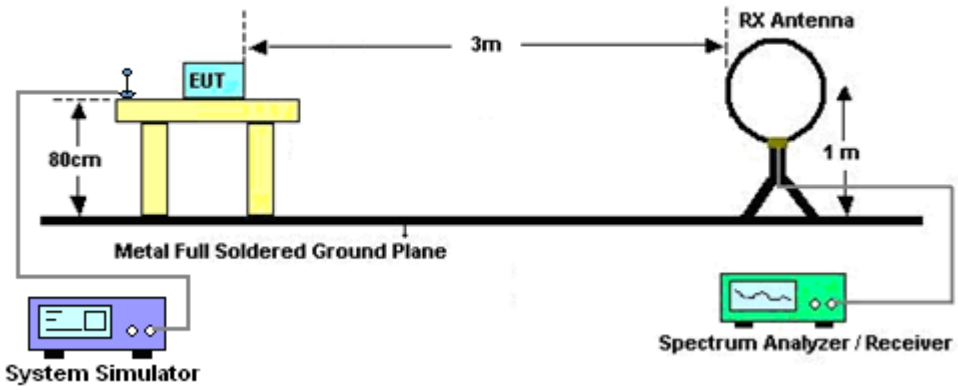

For radiated test from 30MHz to 1GHz

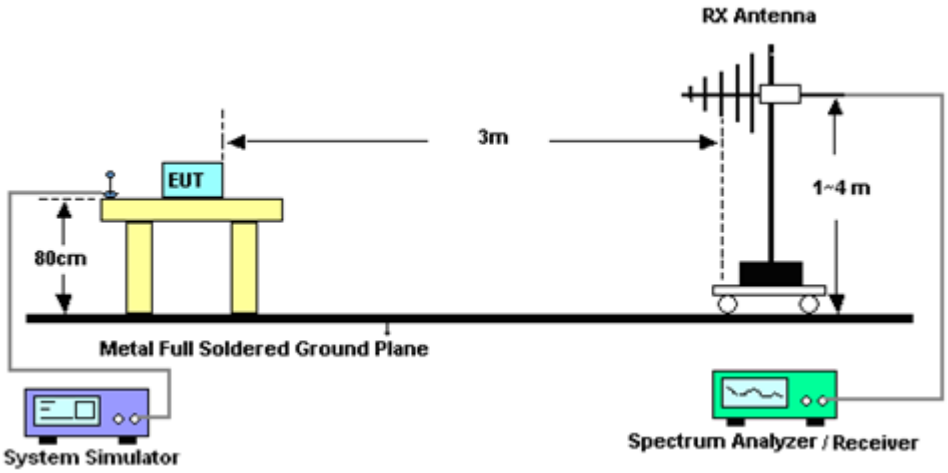

For radiated test from 1GHz to 18GHz

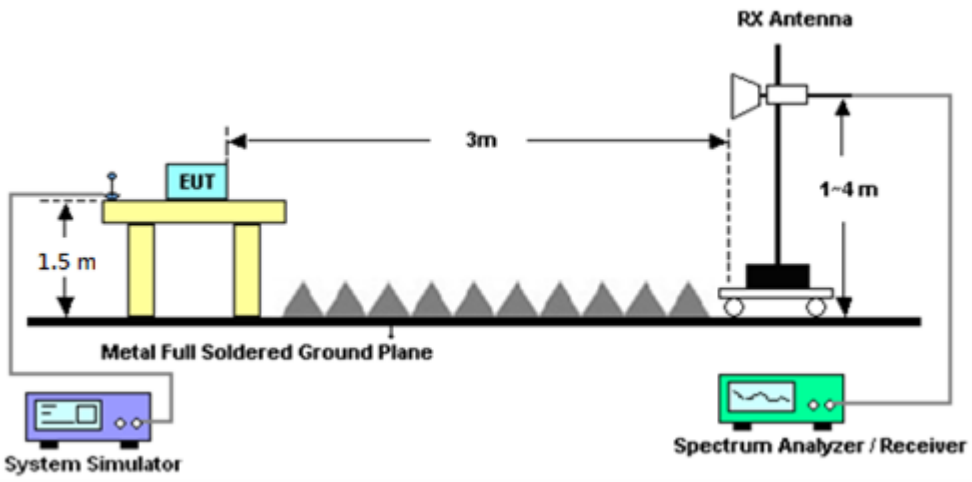

For radiated test above 18GHz

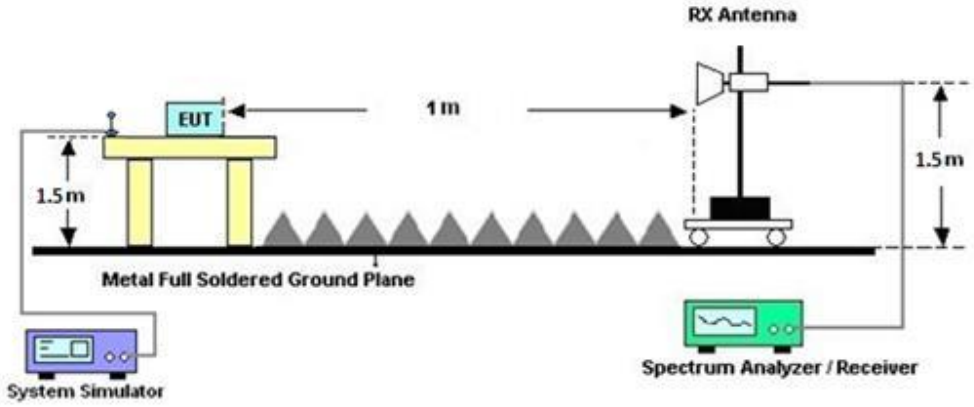

4.1.2 Test Result of Radiated Test

Please refer to Appendix B.

Note:

The low frequency, which started from 9 kHz to 30MHz, was pre-scanned and the result which was 20dB lower than the limit line was not reported.

There is adequate comparison measurement of both open-field test site and alternative test site - semi-Anechoic chamber according to 414788 D01 Radiated Test Site v01r01, and the result came out very similar.

4.2 Radiated Spurious Emission Measurement

4.2.1 Description of Radiated Spurious Emission Measurement

The radiated spurious emission was measured by substitution method according to ANSI / TIA-603-E. The power of any emission outside of the authorized operating frequency ranges must be attenuated below the transmitter power (P) by a factor of at least 43 + 10 log (P) dB.

For 5G NR n41

The power of any emission outside of the authorized operating frequency ranges must be attenuated below the transmitter power (P) by a factor of at least 55 + 10 log (P) dB.

The spectrum is scanned from 30 MHz up to a frequency including its 10th harmonic.

4.2.2 Test Procedures

The testing follows FCC KDB 971168 D01 v03r01 Section 7 and ANSI C63.26-2015 section 5.5.4 Radiated measurement using the field strength method.

1. The EUT was placed on a turntable with 0.8 meter for frequency below 1GHz and 1.5 meter for frequency above 1GHz respectively above ground.
2. The EUT was set 3 meters from the receiving antenna, which was mounted on the antenna tower.
3. The table was rotated 360 degrees to determine the position of the highest spurious emission.
4. The height of the receiving antenna is varied between one meter and four meters to search the maximum spurious emission for both horizontal and vertical polarizations.
5. Make the measurement with the spectrum analyzer's RBW = 1MHz, VBW = 3MHz, taking the record of maximum spurious emission.
6. To convert spectrum reading E(dBuV/m) to EIRP(dBm)

   EIRP(dBm) = Level (dBuV/m) + 20log(d) -104.77,

   where d is the distance at which filed strength limit is specified in the rules
7. Field Strength Level (dBm) = Spectrum Reading (dBm) + Antenna Factor + Cable Loss + Read Level - Preamp Factor.
8. ERP (dBm) = EIRP (dBm) - 2.15
9. The RF fundamental frequency should be excluded against the limit line in the operating frequency band.

   The limit line is derived from 43 + 10log(P)dB below the transmitter power P(Watts)

   For 5G NR n41

   The limit line is derived from 55 + 10log(P)dB below the transmitter power P(Watts)

5 List of Measuring Equipment

Instrument	Brand Name	Model No.	Serial No.	Characteristics	Calibration Date	Test Date	Due Date	Remark
Loop Antenna	Rohde & Schwarz	HFH2-Z2	100315	9 kHz~30 MHz	Feb. 28, 2023	Jan. 18, 2024~ Jan. 23, 2024	Feb. 27, 2024	Radiation (03CH12-HY)
Bilog Antenna	TESEQ	CBL 6111D & 00800N1D01N -06	37059 & 01	30MHz~1GHz	Nov. 3, 2023	Jan. 18, 2024~ Jan. 23, 2024	Nov. 02, 2024	Radiation (03CH12-HY)
Horn Antenna	SCHWARZBECK	BBHA 9120 D	9120D-02114	1GHz~18GHz	Jul. 31, 2023	Jan. 18, 2024~ Jan. 23, 2024	Jul. 30, 2024	Radiation (03CH12-HY)
SHF-EHF Horn Antenna	SCHWARZBECK	BBHA9170	1224	18GHz-40GHz	Jul. 10, 2023	Jan. 18, 2024~ Jan. 23, 2024	Jul. 09, 2024	Radiation (03CH12-HY)
Preamplifier	COM-POWER	PA-103A	161075	10MHz~1GHz	Mar. 21, 2023	Jan. 18, 2024~ Jan. 23, 2024	Mar. 20, 2024	Radiation (03CH12-HY)
Preamplifier	Agilent	8449B	3008A02375	1GHz~26.5GHz	May 23, 2023	Jan. 18, 2024~ Jan. 23, 2024	May 22, 2024	Radiation (03CH12-HY)
Preamplifier	E-INSTRUMENT TECH LTD.	ERA-100M-18G-56-01-A70	EC1900249	1GHz-18GHz	Dec. 20, 2023	Jan. 18, 2024~ Jan. 23, 2024	Dec. 19, 2024	Radiation (03CH12-HY)
Preamplifier	EMEC	EM18G40G	060715	18GHz~40GHz	Dec. 07, 2023	Jan. 18, 2024~ Jan. 23, 2024	Dec. 06, 2024	Radiation (03CH12-HY)
Spectrum Analyzer	Agilent	N9010A	MY53470118	10Hz~44GHz	Jan. 10, 2024	Jan. 18, 2024~ Jan. 23, 2024	Jan. 09, 2025	Radiation (03CH12-HY)
Filter	Wainwright	WHKX12-900-1000-15000-60SS	SN12	1GHz High Pass Filter	Sep. 11, 2023	Jan. 18, 2024~ Jan. 23, 2024	Sep. 10, 2024	Radiation (03CH12-HY)
Filter	Wainwright	WHKX12-2700-3000-18000-60ST	SN2	3GHz High Pass Filter	Mar. 14, 2023	Jan. 18, 2024~ Jan. 23, 2024	Mar. 13, 2024	Radiation (03CH12-HY)
Filter	Wainwright	WHKX8-5872.5-6750-18000-40ST	SN2	6.75GHz High Pass Filter	Mar. 14, 2023	Jan. 18, 2024~ Jan. 23, 2024	Mar. 13, 2024	Radiation (03CH12-HY)
RF Cable	HUBER + SUHNER	SUCOFLEX 102	803951/2	9kHz~30MHz	Mar. 07, 2023	Jan. 18, 2024~ Jan. 23, 2024	Mar. 06, 2024	Radiation (03CH12-HY)
RF Cable	HUBER + SUHNER	SUCOFLEX 126E	0058/126E	30MHz~18GHz	Dec. 18, 2023	Jan. 18, 2024~ Jan. 23, 2024	Dec. 17, 2024	Radiation (03CH12-HY)
RF Cable	HUBER + SUHNER	SUCOFLEX 102	505134/2	30MHz~40GHz	Dec. 18, 2023	Jan. 18, 2024~ Jan. 23, 2024	Dec. 17, 2024	Radiation (03CH12-HY)
RF Cable	HUBER + SUHNER	SUCOFLEX 102	803953/2	30MHz~40GHz	Dec. 18, 2023	Jan. 18, 2024~ Jan. 23, 2024	Dec. 17, 2024	Radiation (03CH12-HY)
Hygrometer	TECPEL	DTM-303B	TP210117	N/A	Oct. 19, 2023	Jan. 18, 2024~ Jan. 23, 2024	Oct. 18, 2024	Radiation (03CH12-HY)
Controller	EMEC	EM1000	N/A	Control Turn table & Ant Mast	N/A	Jan. 18, 2024~ Jan. 23, 2024	N/A	Radiation (03CH12-HY)
Antenna Mast	EMEC	AM-BS-4500-B	N/A	1m~4m	N/A	Jan. 18, 2024~ Jan. 23, 2024	N/A	Radiation (03CH12-HY)
Radio Communication Analyzer	Anritsu	MT8821C	6262257866	N/A	May 08, 2023	Jan. 18, 2024~ Jan. 23, 2024	May 07, 2024	Radiation (03CH12-HY)
Turn Table	EMEC	TT2000	N/A	0~360 Degree	N/A	Jan. 18, 2024~ Jan. 23, 2024	N/A	Radiation (03CH12-HY)
Software	Audix	E3 6.2009-8-24	RK-000989	N/A	N/A	Jan. 18, 2024~ Jan. 23, 2024	N/A	Radiation (03CH12-HY)

Instrument	Brand Name	Model No.	Serial No.	Characteristics	Calibration Date	Test Date	Due Date	Remark
Radio Communication Analyzer	Anritsu	MT8821C	6262025353	LTE FDD/TDD LTE-2CC DLCA/ULCA	Oct. 13, 2022	Jan. 17, 2023~ Mar. 23, 2023	Oct. 12, 2023	Conducted (TH03-HY)
Thermal Chamber	ESPEC	SH-641	92013720	-40℃ ~90℃	Sep. 07, 2022	Jan. 17, 2023~ Mar. 23, 2023	Sep. 06, 2023	Conducted (TH03-HY)
DC Power Supply	GW Instek	GPP-2323	GES906037	0V~64V；0A~6A	Dec. 29, 2022	Jan. 17, 2023~ Mar. 23, 2023	Dec. 28, 2023	Conducted (TH03-HY)
Coupler	Warison	20dB 25W SMA Directional Coupler	#B	1-18GHz	Jan. 06, 2023	Jan. 17, 2023~ Mar. 23, 2023	Jan. 05, 2024	Conducted (TH03-HY)
Base Station (Measure)	Anritsu	MT8000A	6262134933	FR1	Jun. 13, 2022	Jan. 17, 2023~ Mar. 23, 2023	Jun. 12, 2023	Conducted (TH03-HY)

6 Measurement Uncertainty

Uncertainty of Radiated Emission Measurement (30 MHz ~ 1000 MHz)

Measuring Uncertainty for a Level of Confidence of 95% (U = 2Uc(y))	3.07 dB

Uncertainty of Radiated Emission Measurement (1 GHz ~ 18 GHz)

Measuring Uncertainty for a Level of Confidence of 95% (U = 2Uc(y))	3.63 dB

Uncertainty of Radiated Emission Measurement (18 GHz ~ 40 GHz)

Measuring Uncertainty for a Level of Confidence of 95% (U = 2Uc(y))	4.14 dB

Appendix A. Test Results of Conducted Test

Conducted Output Power(Average power) and ERP/EIRP

<SISO Mode>

NR n2 Maximum Average Power [dBm] (GT - LC = 5.15 dB)								
BW [MHz]	RB Size	RB Offset	Mod	Lowest	Middle	Highest	EIRP (dBm)	EIRP(W)
5	1	1	PI/2 BPSK	22.76	22.76	22.75	28.01	0.6324
5	1	23		22.75	22.65	22.72		
5	12	6		22.86	22.80	22.75		
5	1	0		22.18	22.18	22.23		
5	1	24		22.21	22.13	22.21		
5	25	0		22.24	22.18	22.28		
5	1	1	QPSK	22.57	22.65	22.61		
5	1	23		22.68	22.59	22.69		
5	12	6		22.67	22.71	22.49		
5	1	0		22.61	22.62	22.65		
5	1	24		22.61	22.56	22.69		
5	25	0		21.76	21.68	21.73		
5	1	1	16-QAM	21.66	21.72	21.73	26.88	0.4875
5	1	1	64-QAM	20.08	20.06	20.06		
5	1	1	256-QAM	17.79	17.72	17.68		
Limit	EIRP < 2W			Result			Pass	

NR n2 Maximum Average Power [dBm] (GT - LC = 5.15 dB)								
BW [MHz]	RB Size	RB Offset	Mod	Lowest	Middle	Highest	EIRP (dBm)	EIRP(W)
10	1	1	PI/2 BPSK	21.95	22.87	22.65	28.10	0.6457
10	1	50		22.34	22.73	22.77		
10	25	12		22.83	22.84	22.95		
10	1	0		21.33	22.26	22.27		
10	1	51		21.76	22.13	22.32		
10	50	0		22.26	22.18	22.32		
10	1	1	QPSK	22.82	22.75	22.61		
10	1	50		22.93	22.61	22.72		
10	25	12		22.83	22.72	22.85		
10	1	0		22.79	22.78	22.65		
10	1	51		22.95	22.62	22.69		
10	50	0		21.83	21.68	21.75		
10	1	1	16-QAM	20.84	21.79	21.56	26.94	0.4943
10	1	1	64-QAM	20.54	20.27	20.01		
10	1	1	256-QAM	17.88	17.75	17.73		
Limit	EIRP < 2W			Result			Pass	

NR n2 Maximum Average Power [dBm] (GT - LC = 5.15 dB)								
BW [MHz]	RB Size	RB Offset	Mod	Lowest	Middle	Highest	EIRP (dBm)	EIRP(W)
15	1	1	PI/2 BPSK	22.95	22.69	22.75	28.16	0.6546
15	1	77		23.01	22.68	22.68		
15	36	18		22.90	22.75	22.72		
15	1	0		22.32	22.23	22.15		
15	1	78		22.45	22.12	22.24		
15	75	0		22.38	22.17	22.15		
15	1	1	QPSK	22.79	22.65	22.68		
15	1	77		22.98	22.49	22.78		
15	36	18		22.89	22.67	22.68		
15	1	0		22.68	22.65	22.54		
15	1	78		22.84	22.52	22.72		
15	75	0		21.95	21.76	21.68		
15	1	1	16-QAM	21.92	21.83	21.65	27.07	0.5093
15	1	1	64-QAM	20.23	20.21	20.34		
15	1	1	256-QAM	17.94	17.75	17.73		
Limit	EIRP < 2W			Result			Pass	

NR n2 Maximum Average Power [dBm] (GT - LC = 5.15 dB)								
BW [MHz]	RB Size	RB Offset	Mod	Lowest	Middle	Highest	EIRP (dBm)	EIRP(W)
20	1	1	PI/2 BPSK	22.96	22.83	22.78	28.16	0.6546
20	1	104		22.99	22.73	22.82		
20	50	25		23.01	22.76	22.74		
20	1	0		22.32	22.51	22.12		
20	1	105		22.52	22.30	22.34		
20	100	0		22.43	22.32	22.24		
20	1	1	QPSK	22.76	22.79	22.67		
20	1	104		22.83	22.58	22.68		
20	50	25		22.95	22.76	22.77		
20	1	0		22.75	22.76	22.49		
20	1	105		22.80	22.52	22.75		
20	100	0		21.93	21.77	21.75		
20	1	1	16-QAM	21.73	22.02	21.75	27.17	0.5212
20	1	1	64-QAM	20.32	20.19	20.19		
20	1	1	256-QAM	18.05	17.92	17.78		
Limit	EIRP < 2W			Result			Pass	

NR n5 Maximum Average Power [dBm] (GT - LC = 4.69 dB)								
BW [MHz]	RB Size	RB Offset	Mod	Lowest	Middle	Highest	ERP (dBm)	ERP(W)
5	1	1	PI/2 BPSK	23.10	23.02	23.02	25.69	0.3707
5	1	23		22.93	22.92	22.92		
5	12	6		23.15	23.04	22.92		
5	1	0		22.47	22.44	22.45		
5	1	24		22.47	22.36	22.28		
5	25	0		22.55	22.48	22.45		
5	1	1	QPSK	22.92	22.87	22.98		
5	1	23		22.89	22.75	22.82		
5	12	6		23.06	22.99	22.93		
5	1	0		22.92	22.89	22.80		
5	1	24		22.88	22.75	22.41		
5	25	0		22.01	22.06	21.98		
5	1	1	16-QAM	22.05	22.01	21.89	24.59	0.2877
5	1	1	64-QAM	20.48	20.54	20.69		
5	1	1	256-QAM	18.12	18.46	18.06		
Limit	ERP < 7W			Result			Pass	

NR n5 Maximum Average Power [dBm] (GT - LC = 4.69 dB)								
BW [MHz]	RB Size	RB Offset	Mod	Lowest	Middle	Highest	ERP (dBm)	ERP(W)
10	1	1	PI/2 BPSK	22.88	23.05	22.78	25.75	0.3758
10	1	50		23.02	22.92	22.77		
10	25	12		23.21	23.01	22.76		
10	1	0		22.42	22.48	22.42		
10	1	51		22.57	22.54	22.25		
10	50	0		22.52	22.56	22.44		
10	1	1	QPSK	22.80	22.97	22.83		
10	1	50		22.93	22.86	22.76		
10	25	12		23.01	23.04	22.92		
10	1	0		22.87	22.98	22.80		
10	1	51		22.90	22.85	22.83		
10	50	0		21.98	22.05	21.85		
10	1	1	16-QAM	21.86	21.98	21.80	24.52	0.2831
10	1	1	64-QAM	20.32	20.47	20.34		
10	1	1	256-QAM	18.06	18.03	18.01		
Limit	ERP < 7W			Result			Pass	

NR n5 Maximum Average Power [dBm] (GT - LC = 4.69 dB)								
BW [MHz]	RB Size	RB Offset	Mod	Lowest	Middle	Highest	ERP (dBm)	ERP(W)
15	1	1	PI/2 BPSK	23.05	23.07	23.11	25.65	0.3673
15	1	77		22.97	22.98	22.87		
15	36	18		23.09	23.06	22.98		
15	1	0		22.52	22.45	22.54		
15	1	78		22.54	22.35	22.32		
15	75	0		22.53	22.47	22.46		
15	1	1	QPSK	23.07	22.98	23.01		
15	1	77		23.03	22.95	22.85		
15	36	18		23.01	23.05	22.96		
15	1	0		23.04	22.94	22.89		
15	1	78		22.91	22.86	22.76		
15	75	0		22.06	22.02	21.87		
15	1	1	16-QAM	21.89	22.16	22.07	24.70	0.2951
15	1	1	64-QAM	20.67	20.51	20.44		
15	1	1	256-QAM	18.08	18.19	18.21		
Limit	ERP < 7W			Result			Pass	

NR n5 Maximum Average Power [dBm] (GT - LC = 4.69 dB)								
BW [MHz]	RB Size	RB Offset	Mod	Lowest	Middle	Highest	ERP (dBm)	ERP(W)
20	1	1	PI/2 BPSK	22.99	23.09	22.95	25.79	0.3793
20	1	104		22.81	22.85	22.76		
20	50	25		23.25	23.20	23.12		
20	1	0		22.57	22.49	22.54		
20	1	105		22.43	22.48	22.14		
20	100	0		22.56	22.51	22.47		
20	1	1	QPSK	22.98	23.02	22.98		
20	1	104		22.84	22.75	22.75		
20	50	25		23.11	23.05	23.04		
20	1	0		22.86	22.99	22.97		
20	1	105		22.85	22.73	22.64		
20	100	0		22.03	22.01	21.98		
20	1	1	16-QAM	21.98	22.09	22.03	24.63	0.2904
20	1	1	64-QAM	20.37	20.57	20.42		
20	1	1	256-QAM	18.12	18.15	18.16		
Limit	ERP < 7W			Result			Pass	

NR n25 Maximum Average Power [dBm] (GT - LC = 5.15 dB)								
BW [MHz]	RB Size	RB Offset	Mod	Lowest	Middle	Highest	EIRP (dBm)	EIRP(W)
5	1	1	PI/2 BPSK	23.03	22.60	22.81	28.22	0.6637
5	1	23		22.93	22.72	22.11		
5	12	6		23.07	22.75	22.27		
5	1	0		22.46	22.08	22.26		
5	1	24		22.44	22.21	21.58		
5	25	0		22.55	22.15	22.01		
5	1	1	QPSK	23.02	22.65	22.55		
5	1	23		23.04	22.73	22.06		
5	12	6		22.95	22.65	22.59		
5	1	0		22.03	21.58	21.63		
5	1	24		22.02	21.75	21.01		
5	25	0		22.03	21.59	21.72		
5	1	1	16-QAM	21.93	21.62	21.54	27.08	0.5105
5	1	1	64-QAM	20.58	20.35	20.21		
5	1	1	256-QAM	17.98	17.54	17.58		
Limit	EIRP < 2W			Result			Pass	

NR n25 Maximum Average Power [dBm] (GT - LC = 5.15 dB)								
BW [MHz]	RB Size	RB Offset	Mod	Lowest	Middle	Highest	EIRP (dBm)	EIRP(W)
10	1	1	PI/2 BPSK	23.18	22.72	22.85	28.33	0.6808
10	1	50		23.03	22.73	21.94		
10	25	12		23.12	22.65	22.93		
10	1	0		22.63	22.26	22.35		
10	1	51		22.46	22.21	21.39		
10	50	0		22.52	22.24	22.01		
10	1	1	QPSK	23.05	22.68	22.89		
10	1	50		23.01	22.69	21.86		
10	25	12		23.15	22.66	22.89		
10	1	0		22.07	21.65	21.85		
10	1	51		21.98	21.75	21.72		
10	50	0		22.13	21.65	22.88		
10	1	1	16-QAM	22.12	21.74	21.86	27.27	0.5333
10	1	1	64-QAM	20.85	20.35	20.51		
10	1	1	256-QAM	18.09	17.58	17.84		
Limit	EIRP < 2W			Result			Pass	

NR n25 Maximum Average Power [dBm] (GT - LC = 5.15 dB)								
BW [MHz]	RB Size	RB Offset	Mod	Lowest	Middle	Highest	EIRP (dBm)	EIRP(W)
15	1	1	PI/2 BPSK	23.24	22.93	22.85	28.39	0.6902
15	1	77		23.02	22.73	22.35		
15	36	18		23.18	22.81	22.89		
15	1	0		22.75	22.35	22.26		
15	1	78		22.52	22.16	21.86		
15	75	0		22.63	22.23	21.54		
15	1	1	QPSK	23.15	22.91	22.65		
15	1	77		23.06	22.69	22.24		
15	36	18		23.18	22.79	22.81		
15	1	0		22.19	21.85	21.85		
15	1	78		22.05	21.82	21.80		
15	75	0		22.35	21.77	21.69		
15	1	1	16-QAM	22.24	21.98	21.64	27.39	0.5483
15	1	1	64-QAM	20.86	20.59	20.45		
15	1	1	256-QAM	18.18	17.85	17.68		
Limit	EIRP < 2W			Result			Pass	

NR n25 Maximum Average Power [dBm] (GT - LC = 5.15 dB)								
BW [MHz]	RB Size	RB Offset	Mod	Lowest	Middle	Highest	EIRP (dBm)	EIRP(W)
20	1	1	PI/2 BPSK	22.94	22.57	22.86	28.39	0.6902
20	1	104		22.60	22.32	22.08		
20	50	25		22.86	22.83	22.76		
20	1	0		22.78	22.76	22.29		
20	1	105		22.54	22.28	21.56		
20	100	0		22.49	22.54	22.10		
20	1	1	QPSK	23.24	22.98	22.84		
20	1	104		22.81	22.51	22.12		
20	50	25		22.12	22.68	22.82		
20	1	0		22.27	22.01	21.84		
20	1	105		21.93	21.47	21.59		
20	100	0		22.15	21.75	21.68		
20	1	1	16-QAM	21.96	21.95	21.77	27.11	0.514
20	1	1	64-QAM	21.01	20.45	20.48		
20	1	1	256-QAM	18.12	17.87	17.43		
Limit	EIRP < 2W			Result			Pass	

NR n41 Maximum Average Power [dBm] (GT - LC = 4.9 dB)								
BW [MHz]	RB Size	RB Offset	Mod	Lowest	Middle	Highest	EIRP (dBm)	EIRP(W)
20	1	1	PI/2 BPSK	24.98	25.06	24.72	29.99	0.9977
20	1	49		24.97	24.92	24.75		
20	25	12		25.05	24.97	24.78		
20	1	0		21.53	21.54	21.23		
20	1	50		21.54	21.44	21.14		
20	50	0		24.56	24.47	24.28		
20	1	1	QPSK	25.09	25.07	24.71		
20	1	49		25.03	24.97	24.68		
20	25	12		25.01	24.96	24.76		
20	1	0		21.47	21.52	21.19		
20	1	50		21.49	21.43	21.15		
20	50	0		24.12	23.96	23.77		
20	1	1	16-QAM	23.95	23.87	23.91	28.85	0.7674
20	1	1	64-QAM	22.63	22.67	22.57		
20	1	1	256-QAM	20.45	20.47	20.25		
Limit	EIRP < 2W			Result			Pass	

NR n41 Maximum Average Power [dBm] (GT - LC = 4.9 dB)								
BW [MHz]	RB Size	RB Offset	Mod	Lowest	Middle	Highest	EIRP (dBm)	EIRP(W)
30	1	1	PI/2 BPSK	25.15	25.08	25.11	30.22	1.052
30	1	76		25.27	25.12	24.94		
30	36	18		25.24	25.03	24.84		
30	1	0		21.64	21.65	21.62		
30	1	77		21.79	21.62	21.54		
30	75	0		24.76	24.62	24.53		
30	1	1	QPSK	25.21	25.10	25.14		
30	1	76		25.32	25.13	24.95		
30	36	18		25.21	25.04	24.88		
30	1	0		21.69	21.62	21.62		
30	1	77		21.84	21.63	21.47		
30	75	0		24.29	24.13	23.92		
30	1	1	16-QAM	24.01	23.96	24.05	28.95	0.7852
30	1	1	64-QAM	22.81	22.67	22.75		
30	1	1	256-QAM	20.68	20.57	20.52		
Limit	EIRP < 2W			Result			Pass	

NR n41 Maximum Average Power [dBm] (GT - LC = 4.9 dB)								
BW [MHz]	RB Size	RB Offset	Mod	Lowest	Middle	Highest	EIRP (dBm)	EIRP(W)
40	1	1	PI/2 BPSK	25.14	25.16	25.08	30.17	1.0399
40	1	104		25.27	25.17	24.83		
40	50	25		25.19	24.97	24.88		
40	1	0		21.68	21.75	21.63		
40	1	105		21.73	21.62	21.36		
40	100	0		24.71	24.58	24.44		
40	1	1	QPSK	25.08	25.18	25.13		
40	1	104		25.21	25.13	24.81		
40	50	25		25.16	24.95	24.86		
40	1	0		21.58	21.66	21.67		
40	1	105		21.75	21.65	21.46		
40	100	0		24.22	24.07	23.92		
40	1	1	16-QAM	24.01	24.09	24.02	28.99	0.7925
40	1	1	64-QAM	22.74	22.87	22.74		
40	1	1	256-QAM	20.61	20.62	20.42		
Limit	EIRP < 2W			Result			Pass	

NR n41 Maximum Average Power [dBm] (GT - LC = 4.9 dB)								
BW [MHz]	RB Size	RB Offset	Mod	Lowest	Middle	Highest	EIRP (dBm)	EIRP(W)
50	1	1	PI/2 BPSK	25.13	25.07	25.02	30.14	1.0328
50	1	131		25.21	25.16	24.70		
50	64	32		25.12	24.97	24.81		
50	1	0		21.61	21.59	21.60		
50	1	132		21.73	21.60	21.25		
50	128	0		24.58	24.49	24.39		
50	1	1	QPSK	25.11	25.08	25.04		
50	1	131		25.24	25.11	24.72		
50	64	32		25.09	24.96	24.82		
50	1	0		21.61	21.59	21.54		
50	1	132		21.75	21.59	21.23		
50	128	0		24.12	23.96	23.87		
50	1	1	16-QAM	23.91	23.94	23.93	28.84	0.7656
50	1	1	64-QAM	22.67	22.65	22.64		
50	1	1	256-QAM	20.49	20.64	20.49		
Limit	EIRP < 2W			Result			Pass	

NR n41 Maximum Average Power [dBm] (GT - LC = 4.9 dB)								
BW [MHz]	RB Size	RB Offset	Mod	Lowest	Middle	Highest	EIRP (dBm)	EIRP(W)
60	1	1	PI/2 BPSK	24.95	25.20	25.03	30.11	1.0257
60	1	160		25.03	25.07	24.61		
60	81	40		25.11	24.92	24.73		
60	1	0		21.49	21.65	21.53		
60	1	161		21.56	21.55	21.15		
60	162	0		24.61	24.48	24.38		
60	1	1	QPSK	24.98	25.21	25.02		
60	1	160		25.02	25.09	24.62		
60	81	40		24.97	24.91	24.71		
60	1	0		21.45	21.55	21.53		
60	1	161		21.53	21.57	21.07		
60	162	0		24.12	23.96	23.80		
60	1	1	16-QAM	23.82	24.06	23.83	28.96	0.787
60	1	1	64-QAM	22.65	22.77	22.58		
60	1	1	256-QAM	20.48	20.59	20.45		
Limit	EIRP < 2W			Result			Pass	

NR n41 Maximum Average Power [dBm] (GT - LC = 4.9 dB)								
BW [MHz]	RB Size	RB Offset	Mod	Lowest	Middle	Highest	EIRP (dBm)	EIRP(W)
80	1	1	PI/2 BPSK	25.13	25.24	25.03	30.16	1.0375
80	1	215		24.75	25.12	24.67		
80	108	54		25.15	25.03	25.01		
80	1	0		21.58	21.75	21.53		
80	1	216		21.21	21.69	21.18		
80	216	0		24.59	24.62	24.51		
80	1	1	QPSK	25.11	25.26	25.06		
80	1	215		24.72	25.15	24.68		
80	108	54		25.08	25.02	24.93		
80	1	0		21.58	21.80	21.52		
80	1	216		21.18	21.66	21.19		
80	216	0		24.09	24.08	24.02		
80	1	1	16-QAM	23.91	24.26	23.86	29.16	0.8241
80	1	1	64-QAM	22.65	22.87	22.62		
80	1	1	256-QAM	20.54	20.72	20.48		
Limit	EIRP < 2W			Result			Pass	

NR n41 Maximum Average Power [dBm] (GT - LC = 4.9 dB)								
BW [MHz]	RB Size	RB Offset	Mod	Lowest	Middle	Highest	EIRP (dBm)	EIRP(W)
90	1	1	PI/2 BPSK	25.06	25.34	24.96	30.24	1.0568
90	1	243		24.67	25.10	24.79		
90	120	60		25.24	24.99	25.06		
90	1	0		21.61	21.83	21.46		
90	1	244		21.19	21.68	21.28		
90	240	0		24.65	24.62	24.59		
90	1	1	QPSK	25.18	25.29	25.05		
90	1	243		24.72	25.18	24.81		
90	120	60		25.11	25.04	25.01		
90	1	0		21.65	21.84	21.51		
90	1	244		21.24	21.68	21.27		
90	240	0		24.09	24.21	24.06		
90	1	1	16-QAM	23.96	24.24	23.94	29.14	0.8204
90	1	1	64-QAM	22.76	22.92	22.68		
90	1	1	256-QAM	20.59	20.85	20.49		
Limit	EIRP < 2W			Result			Pass	

NR n41 Maximum Average Power [dBm] (GT - LC = 4.9 dB)								
BW [MHz]	RB Size	RB Offset	Mod	Lowest	Middle	Highest	EIRP (dBm)	EIRP(W)
100	1	1	PI/2 BPSK	25.05	25.25	25.02	30.31	1.074
100	1	271		24.54	25.12	24.83		
100	135	67		25.05	24.99	25.01		
100	1	0		21.59	21.98	21.52		
100	1	272		21.12	21.65	21.25		
100	270	0		24.41	24.63	24.56		
100	1	1	QPSK	25.12	25.41	24.97		
100	1	271		24.61	25.13	24.79		
100	135	67		25.01	24.99	25.06		
100	1	0		21.63	21.85	21.46		
100	1	272		21.06	21.54	21.28		
100	270	0		24.01	24.12	24.02		
100	1	1	16-QAM	23.95	24.17	23.85	29.07	0.8072
100	1	1	64-QAM	22.67	22.92	22.52		
100	1	1	256-QAM	20.56	20.82	20.38		
Limit	EIRP < 2W			Result			Pass	

NR n66 Maximum Average Power [dBm] (GT - LC = 4.86 dB)								
BW [MHz]	RB Size	RB Offset	Mod	Lowest	Middle	Highest	EIRP (dBm)	EIRP(W)
5	1	1	PI/2 BPSK	22.53	22.54	22.26	27.46	0.5572
5	1	23		22.35	22.55	22.19		
5	12	6		22.49	22.60	22.38		
5	1	0		21.88	21.95	21.72		
5	1	24		21.87	21.88	21.70		
5	25	0		21.98	21.94	21.72		
5	1	1	QPSK	22.42	22.32	22.19		
5	1	23		22.37	22.36	22.17		
5	12	6		22.51	22.50	22.32		
5	1	0		22.34	22.33	22.19		
5	1	24		22.35	22.36	22.21		
5	25	0		21.46	21.46	21.27		
5	1	1	16-QAM	21.43	21.34	21.32	26.29	0.4256
5	1	1	64-QAM	19.95	19.87	19.75		
5	1	1	256-QAM	17.64	17.53	17.47		
Limit	EIRP < 1W			Result			Pass	

NR n66 Maximum Average Power [dBm] (GT - LC = 4.86 dB)								
BW [MHz]	RB Size	RB Offset	Mod	Lowest	Middle	Highest	EIRP (dBm)	EIRP(W)
10	1	1	PI/2 BPSK	22.63	22.52	22.37	27.57	0.5715
10	1	50		22.54	22.48	22.29		
10	25	12		22.71	22.49	22.36		
10	1	0		22.14	21.90	21.94		
10	1	51		21.91	21.97	21.75		
10	50	0		22.03	22.01	21.91		
10	1	1	QPSK	22.54	22.38	22.30		
10	1	50		22.47	22.39	22.25		
10	25	12		22.52	22.59	22.36		
10	1	0		22.49	22.35	22.35		
10	1	51		22.44	22.37	22.24		
10	50	0		21.53	21.53	21.38		
10	1	1	16-QAM	21.54	21.47	21.48	26.40	0.4365
10	1	1	64-QAM	20.09	19.94	19.92		
10	1	1	256-QAM	17.76	17.65	17.56		
Limit	EIRP < 1W			Result			Pass	

NR n66 Maximum Average Power [dBm] (GT - LC = 4.86 dB)								
BW [MHz]	RB Size	RB Offset	Mod	Lowest	Middle	Highest	EIRP (dBm)	EIRP(W)
15	1	1	PI/2 BPSK	22.61	22.64	22.45	27.50	0.5623
15	1	77		22.53	22.49	22.18		
15	36	18		22.50	22.55	22.29		
15	1	0		21.95	22.02	21.87		
15	1	78		22.03	21.94	21.66		
15	75	0		22.12	21.99	21.86		
15	1	1	QPSK	22.45	22.49	22.44		
15	1	77		22.55	22.56	22.16		
15	36	18		22.52	22.47	22.31		
15	1	0		22.16	22.53	22.35		
15	1	78		22.50	22.41	22.12		
15	75	0		21.54	21.55	21.37		
15	1	1	16-QAM	21.46	21.63	21.42	26.49	0.4457
15	1	1	64-QAM	20.06	20.14	19.95		
15	1	1	256-QAM	17.74	17.79	17.63		
Limit	EIRP < 1W			Result			Pass	

NR n66 Maximum Average Power [dBm] (GT - LC = 4.86 dB)								
BW [MHz]	RB Size	RB Offset	Mod	Lowest	Middle	Highest	EIRP (dBm)	EIRP(W)
20	1	1	PI/2 BPSK	22.48	22.51	22.47	27.50	0.5623
20	1	104		22.54	22.36	22.19		
20	50	25		22.64	22.52	22.54		
20	1	0		22.15	22.01	21.88		
20	1	105		22.06	21.97	21.83		
20	100	0		22.08	22.04	21.87		
20	1	1	QPSK	22.56	22.58	22.35		
20	1	104		22.41	22.41	22.25		
20	50	25		22.59	22.53	22.38		
20	1	0		22.54	22.46	22.34		
20	1	105		22.49	22.36	22.14		
20	100	0		21.56	21.51	21.43		
20	1	1	16-QAM	21.56	21.53	21.35	26.42	0.4385
20	1	1	64-QAM	20.06	20.02	19.96		
20	1	1	256-QAM	17.75	17.76	17.61		
Limit	EIRP < 1W			Result			Pass	

NR n66 Maximum Average Power [dBm] (GT - LC = 4.86 dB)								
BW [MHz]	RB Size	RB Offset	Mod	Lowest	Middle	Highest	EIRP (dBm)	EIRP(W)
30	1	1	PI/2 BPSK	22.76	22.66	22.52	27.62	0.5781
30	1	158		22.71	22.63	22.36		
30	80	40		22.65	22.63	22.73		
30	1	0		22.14	22.24	22.18		
30	1	159		22.17	22.22	21.93		
30	160	0		22.14	22.18	22.05		
30	1	1	QPSK	22.75	22.65	22.63		
30	1	158		22.62	22.68	22.28		
30	80	40		22.56	22.59	22.55		
30	1	0		22.74	22.56	22.66		
30	1	159		22.62	22.68	22.45		
30	160	0		21.71	21.64	21.64		
30	1	1	16-QAM	21.74	21.73	21.49	26.60	0.4571
30	1	1	64-QAM	20.18	20.13	20.05		
30	1	1	256-QAM	17.95	17.84	17.84		
Limit	EIRP < 1W			Result			Pass	

NR n66 Maximum Average Power [dBm] (GT - LC = 4.86 dB)								
BW [MHz]	RB Size	RB Offset	Mod	Lowest	Middle	Highest	EIRP (dBm)	EIRP(W)
40	1	1	PI/2 BPSK	22.56	22.44	22.75	27.61	0.5768
40	1	214		22.42	22.53	22.32		
40	108	54		22.51	22.75	22.57		
40	1	0		21.90	22.02	22.20		
40	1	215		21.93	22.02	21.93		
40	216	0		22.02	22.21	21.98		
40	1	1	QPSK	22.51	22.48	22.48		
40	1	214		22.32	22.38	22.43		
40	108	54		22.63	22.67	22.69		
40	1	0		22.49	22.48	22.45		
40	1	215		22.35	22.48	22.34		
40	216	0		21.61	21.63	21.59		
40	1	1	16-QAM	21.56	21.48	21.66	26.52	0.4487
40	1	1	64-QAM	19.93	19.94	20.23		
40	1	1	256-QAM	17.83	17.78	17.76		
Limit	EIRP < 1W			Result			Pass	

NR n71 Maximum Average Power [dBm] (GT - LC = 0.06 dB)								
BW [MHz]	RB Size	RB Offset	Mod	Lowest	Middle	Highest	ERP (dBm)	ERP(W)
5	1	1	PI/2 BPSK	22.90	22.95	22.75	20.98	0.1253
5	1	23		22.91	22.71	22.69		
5	12	6		22.92	22.77	22.78		
5	1	0		22.54	22.31	22.38		
5	1	24		22.49	22.13	22.19		
5	25	0		22.47	22.29	22.21		
5	1	1	QPSK	23.07	22.96	22.94		
5	1	23		22.98	22.66	22.85		
5	12	6		22.95	22.82	21.07		
5	1	0		21.96	21.84	21.88		
5	1	24		22.02	21.66	21.74		
5	25	0		21.94	21.78	21.02		
5	1	1	16-QAM	22.01	21.79	21.87	19.92	0.0982
5	1	1	64-QAM	20.64	20.47	20.53		
5	1	1	256-QAM	18.13	17.92	17.97		
Limit	ERP < 3W			Result			Pass	

NR n71 Maximum Average Power [dBm] (GT - LC = 0.06 dB)								
BW [MHz]	RB Size	RB Offset	Mod	Lowest	Middle	Highest	ERP (dBm)	ERP(W)
10	1	1	PI/2 BPSK	22.97	22.82	22.68	20.89	0.1227
10	1	50		22.89	22.73	22.59		
10	25	12		22.98	22.85	22.75		
10	1	0		22.48	22.34	22.24		
10	1	51		22.31	22.28	22.18		
10	50	0		22.52	22.31	22.24		
10	1	1	QPSK	22.95	22.85	22.67		
10	1	50		22.93	22.77	22.56		
10	25	12		22.94	22.88	22.67		
10	1	0		21.95	21.89	21.74		
10	1	51		21.84	21.76	21.71		
10	50	0		22.01	21.85	21.65		
10	1	1	16-QAM	21.99	21.74	21.72	19.90	0.0977
10	1	1	64-QAM	20.57	20.52	20.34		
10	1	1	256-QAM	18.05	17.88	17.77		
Limit	ERP < 3W			Result			Pass	

NR n71 Maximum Average Power [dBm] (GT - LC = 0.06 dB)								
BW [MHz]	RB Size	RB Offset	Mod	Lowest	Middle	Highest	ERP (dBm)	ERP(W)
15	1	1	PI/2 BPSK	23.06	22.90	22.84	21.04	0.1271
15	1	77		22.89	22.68	22.61		
15	36	18		23.00	22.86	22.69		
15	1	0		22.65	22.41	22.20		
15	1	78		22.38	22.25	22.19		
15	75	0		22.51	22.38	22.31		
15	1	1	QPSK	23.13	22.95	22.86		
15	1	77		22.95	22.75	22.62		
15	36	18		23.01	22.88	22.70		
15	1	0		22.07	21.92	21.75		
15	1	78		21.85	21.74	21.67		
15	75	0		22.02	21.90	21.73		
15	1	1	16-QAM	22.13	21.84	21.76	20.04	0.1009
15	1	1	64-QAM	20.83	20.59	20.46		
15	1	1	256-QAM	18.19	18.04	17.80		
Limit	ERP < 3W			Result			Pass	

NR n71 Maximum Average Power [dBm] (GT - LC = 0.06 dB)								
BW [MHz]	RB Size	RB Offset	Mod	Lowest	Middle	Highest	ERP (dBm)	ERP(W)
20	1	1	PI/2 BPSK	23.05	23.02	22.90	20.96	0.1247
20	1	104		22.59	22.65	22.64		
20	50	25		22.98	22.95	22.83		
20	1	0		22.52	22.47	22.46		
20	1	105		22.15	22.32	22.21		
20	100	0		22.39	22.28	22.25		
20	1	1	QPSK	23.03	22.95	22.92		
20	1	104		22.48	22.64	22.65		
20	50	25		22.92	22.79	22.77		
20	1	0		22.06	22.03	21.87		
20	1	105		21.75	21.79	21.78		
20	100	0		21.98	21.86	21.79		
20	1	1	16-QAM	21.98	21.97	21.85	19.89	0.0975
20	1	1	64-QAM	20.65	20.56	20.45		
20	1	1	256-QAM	18.13	18.01	17.91		
Limit	ERP < 3W			Result			Pass	

NR n77 HPUE Maximum Average Power [dBm] (GT - LC = 2.98 dB)								
BW [MHz]	RB Size	RB Offset	Mod	Lowest	Middle	Highest	EIRP (dBm)	EIRP(W)
20	1	1	PI/2 BPSK	24.35	24.75	25.77	28.79	0.7568
20	1	49		24.48	24.89	25.60		
20	25	12		24.37	24.81	25.64		
20	1	0		23.64	24.04	25.08		
20	1	50		23.78	24.21	24.84		
20	50	0		24.36	24.79	25.66		
20	1	1	QPSK	24.35	24.75	25.81		
20	1	49		24.49	24.90	25.64		
20	25	12		24.36	24.78	25.63		
20	1	0		23.62	24.03	25.12		
20	1	50		23.70	24.23	24.96		
20	50	0		24.37	24.78	25.57		
20	1	1	16-QAM	24.48	24.84	25.46	28.44	0.6982
20	1	1	64-QAM	24.01	24.45	24.93		
20	1	1	256-QAM	21.95	22.34	23.23		
Limit	EIRP < 1W			Result			Pass	

NR n77 HPUE Maximum Average Power [dBm] (GT - LC = 2.98 dB)								
BW [MHz]	RB Size	RB Offset	Mod	Lowest	Middle	Highest	EIRP (dBm)	EIRP(W)
30	1	1	PI/2 BPSK	23.99	25.07	25.72	28.76	0.7516
30	1	76		24.12	25.39	25.58		
30	36	18		24.15	25.21	25.71		
30	1	0		23.29	24.43	25.02		
30	1	77		23.42	24.69	24.89		
30	75	0		24.26	25.25	25.75		
30	1	1	QPSK	23.98	25.08	25.71		
30	1	76		24.13	25.45	25.61		
30	36	18		24.13	25.22	25.76		
30	1	0		23.33	24.49	25.10		
30	1	77		23.46	24.76	24.93		
30	75	0		23.64	25.32	25.78		
30	1	1	16-QAM	23.72	25.09	25.63	28.61	0.7261
30	1	1	64-QAM	22.27	23.78	23.93		
30	1	1	256-QAM	20.65	22.19	22.35		
Limit	EIRP < 1W			Result			Pass	

NR n77 HPUE Maximum Average Power [dBm] (GT - LC = 2.98 dB)								
BW [MHz]	RB Size	RB Offset	Mod	Lowest	Middle	Highest	EIRP (dBm)	EIRP(W)
40	1	1	PI/2 BPSK	24.09	24.69	25.59	28.63	0.7295
40	1	104		24.15	24.97	25.62		
40	50	25		24.18	24.76	25.57		
40	1	0		23.41	23.99	24.98		
40	1	105		23.44	24.24	24.92		
40	100	0		24.17	24.77	25.64		
40	1	1	QPSK	24.06	24.73	25.63		
40	1	104		24.16	24.97	25.59		
40	50	25		24.16	24.75	25.63		
40	1	0		23.45	24.01	24.86		
40	1	105		23.47	24.35	25.01		
40	100	0		23.98	24.86	25.65		
40	1	1	16-QAM	23.74	24.85	25.46	28.44	0.6982
40	1	1	64-QAM	23.12	24.13	24.96		
40	1	1	256-QAM	21.02	21.56	22.79		
Limit	EIRP < 1W			Result			Pass	

NR n77 HPUE Maximum Average Power [dBm] (GT - LC = 2.98 dB)								
BW [MHz]	RB Size	RB Offset	Mod	Lowest	Middle	Highest	EIRP (dBm)	EIRP(W)
50	1	1	PI/2 BPSK	23.94	24.55	25.47	28.65	0.7328
50	1	131		23.87	24.92	25.54		
50	64	32		24.01	24.77	25.66		
50	1	0		23.17	23.83	24.77		
50	1	132		23.19	24.24	24.87		
50	128	0		23.93	24.71	25.57		
50	1	1	QPSK	23.87	24.55	25.44		
50	1	131		23.87	24.96	25.54		
50	64	32		23.95	24.75	25.67		
50	1	0		23.17	23.87	24.70		
50	1	132		23.18	24.28	24.87		
50	128	0		23.89	24.69	25.62		
50	1	1	16-QAM	23.64	24.53	25.36	28.34	0.6823
50	1	1	64-QAM	22.68	23.54	24.63		
50	1	1	256-QAM	21.13	21.93	23.01		
Limit	EIRP < 1W			Result			Pass	

NR n77 HPUE Maximum Average Power [dBm] (GT - LC = 2.98 dB)								
BW [MHz]	RB Size	RB Offset	Mod	Lowest	Middle	Highest	EIRP (dBm)	EIRP(W)
60	1	1	PI/2 BPSK	24.04	24.64	25.33	28.61	0.7261
60	1	160		23.96	24.99	25.52		
60	81	40		24.17	24.78	25.63		
60	1	0		23.34	23.96	24.64		
60	1	161		23.31	24.48	24.86		
60	162	0		24.12	24.81	25.52		
60	1	1	QPSK	24.05	24.69	25.31		
60	1	160		23.91	24.97	25.52		
60	81	40		24.21	24.82	25.61		
60	1	0		23.35	23.97	24.65		
60	1	161		23.24	24.30	24.84		
60	162	0		24.06	24.79	25.54		
60	1	1	16-QAM	23.47	24.63	25.32	28.3	0.6761
60	1	1	64-QAM	22.36	23.62	24.99		
60	1	1	256-QAM	21.07	22.06	22.98		
Limit	EIRP < 1W			Result			Pass	

NR n77 HPUE Maximum Average Power [dBm] (GT - LC = 2.98 dB)								
BW [MHz]	RB Size	RB Offset	Mod	Lowest	Middle	Highest	EIRP (dBm)	EIRP(W)
70	1	1	PI/2 BPSK	24.01	24.64	25.35	28.52	0.7112
70	1	187		23.95	24.96	25.46		
70	90	45		24.09	24.70	25.51		
70	1	0		23.33	23.90	24.57		
70	1	188		23.26	24.25	24.78		
70	180	0		24.08	24.82	25.54		
70	1	1	QPSK	24.07	24.54	25.28		
70	1	187		23.96	24.26	25.45		
70	90	45		24.12	24.74	25.51		
70	1	0		23.36	23.91	24.57		
70	1	188		23.32	24.26	24.97		
70	180	0		24.01	24.80	25.49		
70	1	1	16-QAM	23.89	24.65	25.42	28.4	0.6918
70	1	1	64-QAM	22.76	23.54	24.68		
70	1	1	256-QAM	21.16	21.81	23.42		
Limit	EIRP < 1W			Result			Pass	

NR n77 HPUE Maximum Average Power [dBm] (GT - LC = 2.98 dB)								
BW [MHz]	RB Size	RB Offset	Mod	Lowest	Middle	Highest	EIRP (dBm)	EIRP(W)
80	1	1	PI/2 BPSK	24.14	24.71	25.38	28.63	0.7295
80	1	215		23.96	24.94	25.49		
80	108	54		24.08	24.82	25.65		
80	1	0		23.44	24.01	24.66		
80	1	216		23.26	24.24	24.80		
80	216	0		24.14	24.87	25.57		
80	1	1	QPSK	24.11	24.69	25.35		
80	1	215		23.95	24.98	25.49		
80	108	54		24.11	24.74	25.59		
80	1	0		23.42	24.02	24.72		
80	1	216		23.30	24.27	24.81		
80	216	0		23.94	24.88	25.53		
80	1	1	16-QAM	23.82	24.68	25.45	28.43	0.6966
80	1	1	64-QAM	22.71	23.44	24.98		
80	1	1	256-QAM	21.17	21.81	23.35		
Limit	EIRP < 1W			Result			Pass	

NR n77 HPUE Maximum Average Power [dBm] (GT - LC = 2.98 dB)								
BW [MHz]	RB Size	RB Offset	Mod	Lowest	Middle	Highest	EIRP (dBm)	EIRP(W)
90	1	1	PI/2 BPSK	24.09	24.76	25.54	28.55	0.7161
90	1	243		24.01	24.92	25.45		
90	120	60		23.97	24.82	25.54		
90	1	0		23.41	24.05	24.82		
90	1	244		23.33	24.23	24.78		
90	243	0		24.07	24.88	25.57		
90	1	1	QPSK	24.15	24.66	25.53		
90	1	243		24.07	25.02	25.51		
90	120	60		23.93	24.83	25.54		
90	1	0		23.40	24.10	24.75		
90	1	244		23.28	24.28	24.78		
90	243	0		24.08	24.86	25.56		
90	1	1	16-QAM	23.93	24.53	25.54	28.52	0.7112
90	1	1	64-QAM	22.34	22.84	24.43		
90	1	1	256-QAM	20.75	21.18	22.87		
Limit	EIRP < 1W			Result			Pass	

NR n77 HPUE Maximum Average Power [dBm] (GT - LC = 2.98 dB)								
BW [MHz]	RB Size	RB Offset	Mod	Lowest	Middle	Highest	EIRP (dBm)	EIRP(W)
100	1	1	PI/2 BPSK	24.12	24.99	25.73	28.71	0.743
100	1	271		24.02	24.81	25.50		
100	135	67		24.03	24.55	25.45		
100	1	0		23.44	23.95	24.82		
100	1	272		23.36	24.10	24.79		
100	270	0		24.09	24.68	25.46		
100	1	1	QPSK	24.13	24.66	25.45		
100	1	271		24.07	24.86	25.53		
100	135	67		24.02	24.71	25.38		
100	1	0		23.68	23.95	24.82		
100	1	272		23.34	24.18	24.85		
100	270	0		24.12	24.61	25.49		
100	1	1	16-QAM	23.92	24.62	25.47	28.45	0.6998
100	1	1	64-QAM	22.48	22.91	24.42		
100	1	1	256-QAM	21.42	21.87	23.56		
Limit	EIRP < 1W			Result			Pass	

<MIMO Mode>

NR n41 Maximum Average Power [dBm], DG = 6.91 dBi														
BW	RB	RB	Mod	Antenna 1			Antenna 2			Combine			EIRP	EIRP
(MHz)	Size	Offset		Lowest	Middle	Highest	Lowest	Middle	Highest	Lowest	Middle	Highest	(dBm)	(W)
20	1	1	QPSK	17.83	17.95	16.42	18.37	18.05	16.14	21.12	21.01	19.29	28.15	0.6531
20	1	49		18.10	17.89	17.56	18.35	17.85	17.32	21.24	20.88	20.45		
20	25	12		18.21	18.16	17.68	18.16	17.93	17.45	21.20	21.06	20.58		
20	1	0		16.94	16.62	16.43	16.74	16.62	16.15	19.85	19.63	19.30		
20	1	50		16.79	16.52	16.27	16.74	16.44	16.01	19.78	19.49	19.15		
20	51	0		16.83	16.68	16.35	16.65	16.51	16.06	19.75	19.61	19.22		
20	1	1	16-QAM	18.01	17.62	16.53	17.72	17.53	16.18	20.88	20.59	19.37	27.79	0.6012
20	1	1	64-QAM	16.12	15.96	15.73	15.85	15.81	15.32	19.00	18.90	18.54		
20	1	1	256-QAM	13.45	13.30	12.91	13.04	13.03	12.45	16.26	16.18	15.70		
Limit	EIRP < 2W			Result									Pass	

NR n41 Maximum Average Power [dBm], DG = 6.91 dBi														
BW	RB	RB	Mod	Antenna 1			Antenna 2			Combine			EIRP	EIRP
(MHz)	Size	Offset		Lowest	Middle	Highest	Lowest	Middle	Highest	Lowest	Middle	Highest	(dBm)	(W)
30	1	1	QPSK	18.21	18.10	17.95	18.51	18.09	17.94	21.37	21.11	20.96	28.28	0.6730
30	1	76		18.25	18.17	17.85	18.46	17.98	17.68	21.37	21.09	20.78		
30	39	19		18.35	18.10	17.90	18.35	17.91	17.72	21.36	21.02	20.82		
30	1	0		17.15	16.81	16.81	16.90	16.77	16.57	20.04	19.80	19.70		
30	1	77		17.12	16.73	16.65	17.08	16.70	16.42	20.11	19.73	19.55		
30	78	0		17.15	16.79	16.57	16.95	16.65	13.36	20.06	19.73	18.27		
30	1	1	16-QAM	18.22	17.97	17.72	17.98	17.56	17.38	21.11	20.78	20.56	28.02	0.6339
30	1	1	64-QAM	16.35	16.11	16.01	16.05	15.91	15.68	19.21	19.02	18.86		
30	1	1	256-QAM	13.65	13.39	13.33	13.27	13.12	12.90	16.47	16.27	16.13		
Limit	EIRP < 2W			Result									Pass	

NR n41 Maximum Average Power [dBm], DG = 6.91 dBi														
BW	RB	RB	Mod	Antenna 1			Antenna 2			Combine			EIRP	EIRP
(MHz)	Size	Offset		Lowest	Middle	Highest	Lowest	Middle	Highest	Lowest	Middle	Highest	(dBm)	(W)
40	1	1	QPSK	18.15	18.39	18.09	18.45	18.13	18.21	21.31	21.27	21.16	28.23	0.6653
40	1	104		18.27	18.25	17.89	18.35	18.08	17.68	21.32	21.18	20.80		
40	53	26		18.23	18.10	17.92	18.29	17.94	17.68	21.27	21.03	20.81		
40	1	0		17.06	17.01	16.82	16.94	16.78	16.74	20.01	19.91	19.79		
40	1	105		16.99	16.79	16.44	16.85	16.62	16.32	19.93	19.72	19.39		
40	106	0		17.05	16.87	16.57	16.84	16.63	16.41	19.96	19.76	19.50		
40	1	1	16-QAM	18.08	18.05	17.76	17.76	17.64	17.72	20.93	20.86	20.75	27.84	0.6081
40	1	1	64-QAM	16.49	16.15	16.01	16.21	16.05	15.94	19.36	19.11	18.99		
40	1	1	256-QAM	13.52	13.51	13.40	13.24	13.28	13.07	16.39	16.41	16.25		
Limit	EIRP < 2W			Result									Pass	

NR n41 Maximum Average Power [dBm], DG = 6.91 dBi														
BW	RB	RB	Mod	Antenna 1			Antenna 2			Combine			EIRP	EIRP
(MHz)	Size	Offset		Lowest	Middle	Highest	Lowest	Middle	Highest	Lowest	Middle	Highest	(dBm)	(W)
50	1	1	QPSK	18.24	18.06	17.97	18.35	18.21	18.23	21.31	21.15	21.11	28.24	0.6668
50	1	131		18.36	18.12	17.71	18.27	18.03	17.62	21.33	21.09	20.68		
50	67	33		18.15	17.93	17.77	18.23	17.81	17.66	21.20	20.88	20.73		
50	1	0		16.98	16.77	16.69	16.79	16.74	16.76	19.90	19.77	19.74		
50	1	132		16.88	16.62	16.34	16.94	16.63	16.31	19.92	19.64	19.34		
50	133	0		16.91	16.54	16.45	16.86	16.55	16.34	19.90	19.56	19.41		
50	1	1	16-QAM	18.19	17.91	17.83	17.93	17.75	17.71	21.07	20.84	20.78	27.98	0.6281
50	1	1	64-QAM	16.33	16.01	15.92	15.96	15.98	15.95	19.16	19.01	18.95		
50	1	1	256-QAM	13.50	13.42	13.33	13.15	13.14	13.14	16.34	16.29	16.25		
Limit	EIRP < 2W			Result									Pass	

NR n41 Maximum Average Power [dBm], DG = 6.91 dBi														
BW	RB	RB	Mod	Antenna 1			Antenna 2			Combine			EIRP	EIRP
(MHz)	Size	Offset		Lowest	Middle	Highest	Lowest	Middle	Highest	Lowest	Middle	Highest	(dBm)	(W)
60	1	1	QPSK	18.14	18.11	17.92	18.17	18.24	18.05	21.17	21.19	21.00	28.15	0.6531
60	1	160		18.08	18.12	17.68	18.12	18.05	17.45	21.11	21.10	20.58		
60	81	40		18.21	18.01	17.65	18.24	17.88	17.68	21.24	20.96	20.68		
60	1	0		16.84	16.80	16.64	16.60	16.77	16.53	19.73	19.80	19.60		
60	1	161		16.62	16.66	16.29	16.61	16.59	16.06	19.63	19.64	19.19		
60	162	0		16.75	16.72	16.45	16.73	16.58	16.36	19.75	19.66	19.42		
60	1	1	16-QAM	17.96	16.05	17.74	17.76	16.05	17.63	20.87	19.06	20.70	27.78	0.5998
60	1	1	64-QAM	16.02	16.04	15.98	15.98	16.05	15.84	19.01	19.06	18.92		
60	1	1	256-QAM	13.33	13.48	13.31	13.09	13.28	13.02	16.22	16.39	16.18		
Limit	EIRP < 2W			Result									Pass	

NR n41 Maximum Average Power [dBm], DG = 6.91 dBi														
BW	RB	RB	Mod	Antenna 1			Antenna 2			Combine			EIRP	EIRP
(MHz)	Size	Offset		Lowest	Middle	Highest	Lowest	Middle	Highest	Lowest	Middle	Highest	(dBm)	(W)
80	1	1	QPSK	18.15	18.43	18.17	18.27	18.24	17.99	21.22	21.35	21.09	28.29	0.6745
80	1	215		17.75	18.23	17.85	17.80	18.04	17.53	20.79	21.15	20.70		
80	109	54		18.55	18.13	17.97	18.18	17.96	17.86	21.38	21.06	20.93		
80	1	0		17.03	17.01	16.86	16.71	16.92	16.57	19.88	19.98	19.73		
80	1	216		16.46	16.83	16.42	16.19	16.57	16.10	19.34	19.71	19.27		
80	217	0		16.90	16.80	16.82	16.65	16.62	16.47	19.79	19.72	19.66		
80	1	1	16-QAM	18.27	18.08	17.86	17.78	17.76	17.46	21.04	20.93	20.67	27.95	0.6237
80	1	1	64-QAM	16.24	16.27	16.05	16.13	16.19	15.88	19.20	19.24	18.98		
80	1	1	256-QAM	13.55	13.62	13.42	13.24	13.44	13.15	16.41	16.54	16.30		
Limit	EIRP < 2W			Result									Pass	

NR n41 Maximum Average Power [dBm], DG = 6.91 dBi														
BW	RB	RB	Mod	Antenna 1			Antenna 2			Combine			EIRP	EIRP
(MHz)	Size	Offset		Lowest	Middle	Highest	Lowest	Middle	Highest	Lowest	Middle	Highest	(dBm)	(W)
90	1	1	QPSK	18.41	18.53	18.10	18.45	18.48	18.04	21.44	21.52	21.08	28.43	0.6966
90	1	243		18.25	18.19	17.91	18.18	18.18	17.57	21.23	21.20	20.75		
90	123	61		18.01	18.14	18.20	17.87	17.92	17.97	20.95	21.04	21.10		
90	1	0		17.09	17.08	16.74	16.96	16.98	16.61	20.04	20.04	19.69		
90	1	244		16.84	16.83	16.39	16.73	16.75	16.24	19.80	19.80	19.33		
90	245	0		16.78	16.81	16.82	16.65	16.65	16.64	19.73	19.74	19.74		
90	1	1	16-QAM	18.23	18.25	17.73	17.92	17.93	17.54	21.09	21.10	20.65	28.01	0.6324
90	1	1	64-QAM	16.32	16.35	16.13	16.34	16.35	15.84	19.34	19.36	19.00		
90	1	1	256-QAM	13.72	13.72	13.32	13.55	13.25	13.14	16.65	16.50	16.24		
Limit	EIRP < 2W			Result									Pass	

NR n41 Maximum Average Power [dBm], DG = 6.91 dBi														
BW	RB	RB	Mod	Antenna 1			Antenna 2			Combine			EIRP	EIRP
(MHz)	Size	Offset		Lowest	Middle	Highest	Lowest	Middle	Highest	Lowest	Middle	Highest	(dBm)	(W)
100	1	1	QPSK	18.21	18.46	17.93	18.32	18.39	17.94	21.28	21.44	20.95	28.35	0.6839
100	1	271		17.64	18.28	17.87	17.55	18.14	17.62	20.61	21.22	20.76		
100	137	68		18.06	18.01	18.09	18.13	17.97	17.98	21.11	21.00	21.05		
100	1	0		17.04	17.05	16.69	16.69	16.85	16.51	19.88	19.96	19.61		
100	1	272		16.25	16.68	16.31	15.95	16.65	16.12	19.11	19.68	19.23		
100	273	0		16.76	16.72	16.70	16.55	16.67	16.55	19.67	19.71	19.64		
100	1	1	16-QAM	18.15	18.14	17.65	17.78	17.80	17.42	20.98	20.98	20.55	27.89	0.6152
100	1	1	64-QAM	16.30	16.32	15.95	16.02	16.16	15.82	19.17	19.25	18.90		
100	1	1	256-QAM	13.66	13.72	16.13	13.24	13.43	12.99	16.47	16.59	17.85		
Limit	EIRP < 2W			Result									Pass	

Part27O NR n77 Maximum Average Power [dBm], DG = 4.02 dBi														
BW	RB	RB	Mod	Antenna 1			Antenna 2			Combine			EIRP	EIRP
(MHz)	Size	Offset		Lowest	Middle	Highest	Lowest	Middle	Highest	Lowest	Middle	Highest	(dBm)	(W)
20	1	1	QPSK	15.83	16.27	16.93	17.78	18.06	18.42	19.92	20.27	20.75	24.77	0.2999
20	1	49		15.81	16.45	16.83	17.69	17.98	18.32	19.86	20.29	20.65		
20	25	12		15.75	16.30	16.82	17.67	17.99	18.31	19.83	20.24	20.64		
20	1	0		13.87	14.25	14.96	15.77	16.01	16.45	17.93	18.23	18.78		
20	1	50		13.81	14.45	14.82	15.67	16.07	16.44	17.85	18.35	18.72		
20	51	0		14.32	14.85	15.38	16.19	16.52	16.98	18.37	18.78	19.26		
20	1	1	16-QAM	13.62	15.95	16.57	15.57	17.48	17.95	17.71	19.79	20.32	24.34	0.2716
20	1	1	64-QAM	13.56	14.07	14.76	15.56	15.80	16.25	17.68	18.03	18.58		
20	1	1	256-QAM	10.93	11.25	11.93	12.80	12.93	13.25	14.98	15.18	15.65		
Limit	EIRP < 1W			Result									Pass	

Part27O NR n77 Maximum Average Power [dBm], DG = 4.02 dBi														
BW	RB	RB	Mod	Antenna 1			Antenna 2			Combine			EIRP	EIRP
(MHz)	Size	Offset		Lowest	Middle	Highest	Lowest	Middle	Highest	Lowest	Middle	Highest	(dBm)	(W)
30	1	1	QPSK	17.00	16.17	17.84	17.62	18.19	18.35	20.33	20.31	21.11	25.13	0.3258
30	1	76		15.75	16.62	17.73	17.65	18.30	18.32	19.81	20.55	21.05		
30	39	19		15.75	16.33	17.73	17.71	18.04	18.30	19.85	20.28	21.03		
30	1	0		13.60	14.29	15.83	15.64	16.06	16.42	17.75	18.27	19.15		
30	1	77		13.71	14.66	15.78	15.72	16.18	16.38	17.84	18.50	19.10		
30	78	0		14.24	14.83	16.34	16.18	16.54	16.86	18.33	18.78	19.62		
30	1	1	16-QAM	15.39	16.04	17.34	17.08	17.48	17.94	19.33	19.83	20.66	24.68	0.2938
30	1	1	64-QAM	13.49	14.09	15.62	15.38	15.87	16.17	17.55	18.08	18.91		
30	1	1	256-QAM	10.78	11.29	12.64	12.59	12.97	13.40	14.79	15.22	16.05		
Limit	EIRP < 1W			Result									Pass	

Part27O NR n77 Maximum Average Power [dBm], DG = 4.02 dBi														
BW	RB	RB	Mod	Antenna 1			Antenna 2			Combine			EIRP	EIRP
(MHz)	Size	Offset		Lowest	Middle	Highest	Lowest	Middle	Highest	Lowest	Middle	Highest	(dBm)	(W)
40	1	1	QPSK	15.82	16.35	17.62	17.85	18.05	18.15	19.96	20.29	20.90	25.09	0.3228
40	1	104		15.86	16.74	17.75	17.75	18.18	18.35	19.92	20.53	21.07		
40	53	26		15.75	16.38	17.64	17.75	17.98	18.17	19.87	20.26	20.92		
40	1	0		13.80	14.28	15.57	15.80	16.12	16.32	17.92	18.31	18.97		
40	1	105		13.84	14.75	15.71	15.73	16.14	16.32	17.90	18.51	19.04		
40	106	0		14.25	14.95	16.24	16.29	16.53	16.77	18.40	18.82	19.52		
40	1	1	16-QAM	15.55	16.02	17.11	17.26	17.60	17.98	19.50	19.89	20.58	24.60	0.2884
40	1	1	64-QAM	13.58	14.09	15.35	15.65	15.70	16.06	17.75	17.98	18.73		
40	1	1	256-QAM	10.92	11.36	12.40	12.68	13.07	13.24	14.90	15.31	15.85		
Limit	EIRP < 1W			Result									Pass	

Part27O NR n77 Maximum Average Power [dBm], DG = 4.02 dBi														
BW	RB	RB	Mod	Antenna 1			Antenna 2			Combine			EIRP	EIRP
(MHz)	Size	Offset		Lowest	Middle	Highest	Lowest	Middle	Highest	Lowest	Middle	Highest	(dBm)	(W)
50	1	1	QPSK	15.53	16.04	17.40	17.41	17.90	18.30	19.58	20.08	20.88	25.00	0.3162
50	1	131		15.52	16.68	17.68	17.45	18.01	18.25	19.60	20.41	20.98		
50	67	33		15.57	16.37	17.70	17.51	17.94	18.13	19.66	20.24	20.93		
50	1	0		13.45	14.11	15.33	15.45	15.85	16.37	17.57	18.08	18.89		
50	1	132		13.53	14.72	15.67	15.43	16.02	16.18	17.59	18.43	18.94		
50	133	0		14.14	14.87	16.14	15.98	16.41	16.72	18.17	18.72	19.45		
50	1	1	16-QAM	14.98	15.78	16.90	17.13	17.41	17.95	19.20	19.68	20.47	24.49	0.2812
50	1	1	64-QAM	13.37	13.90	15.17	15.28	15.66	16.12	17.44	17.88	18.68		
50	1	1	256-QAM	10.63	11.05	12.11	12.65	12.64	13.18	14.76	14.93	15.69		
Limit	EIRP < 1W			Result									Pass	

Part27O NR n77 Maximum Average Power [dBm], DG = 4.02 dBi														
BW	RB	RB	Mod	Antenna 1			Antenna 2			Combine			EIRP	EIRP
(MHz)	Size	Offset		Lowest	Middle	Highest	Lowest	Middle	Highest	Lowest	Middle	Highest	(dBm)	(W)
60	1	1	QPSK	15.63	16.12	17.08	17.81	18.03	18.09	19.87	20.19	20.62	24.90	0.3090
60	1	160		15.57	16.76	17.60	17.72	18.11	17.92	19.79	20.50	20.77		
60	81	40		15.78	16.42	17.61	17.68	17.96	18.12	19.84	20.27	20.88		
60	1	0		13.68	14.22	15.15	15.61	15.89	15.93	17.76	18.15	18.57		
60	1	161		13.57	14.72	15.65	15.68	16.06	15.90	17.76	18.45	18.79		
60	162	0		14.28	14.92	16.12	16.18	16.46	16.51	18.34	18.77	19.33		
60	1	1	16-QAM	15.35	15.85	16.64	17.25	17.43	17.59	19.41	19.72	20.15	24.17	0.2612
60	1	1	64-QAM	13.45	14.38	14.94	15.35	15.93	15.74	17.51	18.23	18.37		
60	1	1	256-QAM	10.75	11.21	12.15	12.58	13.03	12.85	14.77	15.22	15.52		
Limit	EIRP < 1W			Result									Pass	

Part27O NR n77 Maximum Average Power [dBm], DG = 4.02 dBi														
BW	RB	RB	Mod	Antenna 1			Antenna 2			Combine			EIRP	EIRP
(MHz)	Size	Offset		Lowest	Middle	Highest	Lowest	Middle	Highest	Lowest	Middle	Highest	(dBm)	(W)
70	1	1	QPSK	15.78	16.35	17.06	17.61	18.05	17.98	19.80	20.29	20.55	24.90	0.3090
70	1	187		15.70	16.92	17.72	17.83	18.17	18.01	19.90	20.60	20.88		
70	95	47		15.89	16.45	17.55	17.62	18.06	17.98	19.85	20.34	20.78		
70	1	0		13.89	14.29	15.07	15.65	16.12	15.96	17.87	18.31	18.55		
70	1	188		13.83	14.78	15.63	15.81	16.19	15.88	17.94	18.55	18.77		
70	189	0		14.31	14.95	16.01	16.12	16.01	16.52	18.32	18.52	19.28		
70	1	1	16-QAM	15.25	16.05	16.77	17.35	17.54	17.43	19.44	19.87	20.12	24.14	0.2594
70	1	1	64-QAM	13.75	14.14	14.87	15.39	15.84	15.82	17.66	18.08	18.38		
70	1	1	256-QAM	10.74	11.28	12.03	12.65	12.82	12.82	14.81	15.13	15.45		
Limit	EIRP < 1W			Result									Pass	

Part27O NR n77 Maximum Average Power [dBm], DG = 4.02 dBi														
BW	RB	RB	Mod	Antenna 1			Antenna 2			Combine			EIRP	EIRP
(MHz)	Size	Offset		Lowest	Middle	Highest	Lowest	Middle	Highest	Lowest	Middle	Highest	(dBm)	(W)
80	1	1	QPSK	15.77	16.44	17.25	17.70	18.13	18.23	19.85	20.38	20.78	24.87	0.3069
80	1	215		15.74	16.86	17.79	17.74	18.11	17.88	19.86	20.54	20.85		
80	109	54		15.77	16.43	17.62	17.66	17.97	18.05	19.83	20.28	20.85		
80	1	0		13.81	14.45	15.20	15.62	16.05	16.30	17.82	18.33	18.80		
80	1	216		13.68	14.88	15.61	15.73	16.17	15.93	17.84	18.58	18.78		
80	217	0		14.35	15.01	16.07	16.31	16.56	16.58	18.45	18.86	19.34		
80	1	1	16-QAM	15.47	16.14	16.67	17.16	17.67	17.98	19.41	19.98	20.38	24.40	0.2754
80	1	1	64-QAM	13.56	14.26	15.02	15.46	15.84	16.04	17.62	18.13	18.57		
80	1	1	256-QAM	10.78	11.34	12.02	12.54	12.75	13.12	14.76	15.11	15.62		
Limit	EIRP < 1W			Result									Pass	

Part27O NR n77 Maximum Average Power [dBm], DG = 4.02 dBi														
BW	RB	RB	Mod	Antenna 1			Antenna 2			Combine			EIRP	EIRP
(MHz)	Size	Offset		Lowest	Middle	Highest	Lowest	Middle	Highest	Lowest	Middle	Highest	(dBm)	(W)
90	1	1	QPSK	15.78	16.49	17.35	17.68	18.17	18.27	19.84	20.42	20.84	24.86	0.3062
90	1	243		15.82	16.92	17.65	17.86	18.28	17.83	19.97	20.66	20.75		
90	123	61		15.65	16.47	16.98	17.61	18.00	17.57	19.75	20.31	20.30		
90	1	0		13.79	14.54	15.37	15.62	16.05	16.28	17.81	18.37	18.86		
90	1	244		13.78	14.92	15.60	15.91	16.24	15.88	17.98	18.64	18.75		
90	245	0		14.28	15.08	15.98	16.05	16.25	16.55	18.26	18.71	19.28		
90	1	1	16-QAM	15.45	16.24	17.07	17.14	17.63	17.83	19.39	20.00	20.48	24.50	0.2818
90	1	1	64-QAM	13.51	14.35	15.13	15.44	15.87	16.07	17.59	18.19	18.64		
90	1	1	256-QAM	10.82	11.37	12.18	12.57	12.85	13.09	14.79	15.18	15.67		
Limit	EIRP < 1W			Result									Pass	

Part27O NR n77 Maximum Average Power [dBm], DG = 4.02 dBi														
BW	RB	RB	Mod	Antenna 1			Antenna 2			Combine			EIRP	EIRP
(MHz)	Size	Offset		Lowest	Middle	Highest	Lowest	Middle	Highest	Lowest	Middle	Highest	(dBm)	(W)
100	1	1	QPSK	15.78	16.39	17.38	17.76	18.24	18.34	19.89	20.42	20.90	24.92	0.3105
100	1	271		15.74	16.95	17.75	17.86	18.32	18.01	19.94	20.70	20.89		
100	137	68		15.62	16.36	17.35	17.64	18.04	18.03	19.76	20.29	20.71		
100	1	0		13.75	14.46	15.42	15.70	16.12	16.33	17.84	18.38	18.91		
100	1	272		13.72	14.85	15.69	15.86	16.24	15.94	17.93	18.61	18.83		
100	273	0		14.23	15.04	16.01	16.32	16.54	16.58	18.41	18.86	19.31		
100	1	1	16-QAM	15.47	16.15	17.04	17.25	17.73	17.81	19.46	20.02	20.45	24.47	0.2799
100	1	1	64-QAM	13.57	14.35	15.24	15.57	15.87	16.11	17.69	18.19	18.71		
100	1	1	256-QAM	10.74	11.34	12.30	12.65	12.85	13.10	14.81	15.17	15.73		
Limit	EIRP < 1W			Result									Pass	

Appendix B. Test Results of Radiated Test

B1. Summary of each worse mode

Mode	Part	Band	Ch	Freq (MHz)	Level (dBm)	Det	Ant Factor (dB)	Amp\Cbl (dB)	Filter (dB)	EIRPCF (dB)	Reading (dBuV)	Limit (dBm)	Margin (dB)	Pol	Ant
2	Part 22H	EN-DC B2+n5	H	2490	-39.31	RMS	28.00	-26.20	0.69	-95.23	53.43	-13.00	-26.31	V	LTE ANT 4 ; NR ANT 4
1	Part 24E	EN-DC B14+n2	M	7485	-43.10	RMS	36.56	-20.85	0.69	-95.23	35.73	-13.00	-30.10	H	LTE ANT 4 ; NR ANT 4
2	Part 24E	NR SA n25	M	7512	-43.11	RMS	36.47	-20.87	0.72	-95.23	35.80	-13.00	-30.11	H	4
1	Part 27O	NR SA n77	L	14805	-31.22	RMS	40.59	-13.59	0.79	-95.23	36.22	-13.00	-18.22	H	3
2	Part 27O	NR SA n77	L	14815	-31.50	RMS	40.57	-13.60	0.79	-95.23	35.97	-13.00	-18.50	H	4+3
3	Part 27O	EN-DC B2+n77	L	14805	-31.87	RMS	40.59	-13.59	0.79	-95.23	35.57	-13.00	-18.87	H	LTE ANT 4 ; NR ANT 3
2	Part 27N	NR SA n71	H	2755	-50.20	RMS	28.50	-25.60	0.60	-95.23	41.53	-13.00	-37.20	H	4
2	Part 27M	NR SA n41	L	10571	-38.3+	RMS	39.08	-18.16	0.77	-95.23	35.28	-25.00	-13.26	H	3
3	Part 27M	NR SA n41	M	10337	-37.02	RMS	39.02	-18.32	0.78	-95.23	36.73	-25.00	-12.02	V	4+3
3	Part 27L	NR SA n66	H	7045	-44.02	RMS	36.28	-21.27	0.70	-95.23	35.50	-13.00	-31.02	H	4
4	Part 27L	EN-DC B5+n66	H	5226	-33.63	RMS	33.15	-22.74	0.72	-95.23	50.47	-13.00	-20.63	V	LTE ANT 4 ; NR ANT 4

Remark: Ant 4 = Primary Antenna, Ant 3 = Secondary Antenna.

Ant. 4

Part 22H Mode 2
EN-DC B2+n5 10M + 20M Ch18900 1RB0 QPSK + Ch166800 1RB1 BPSK
L

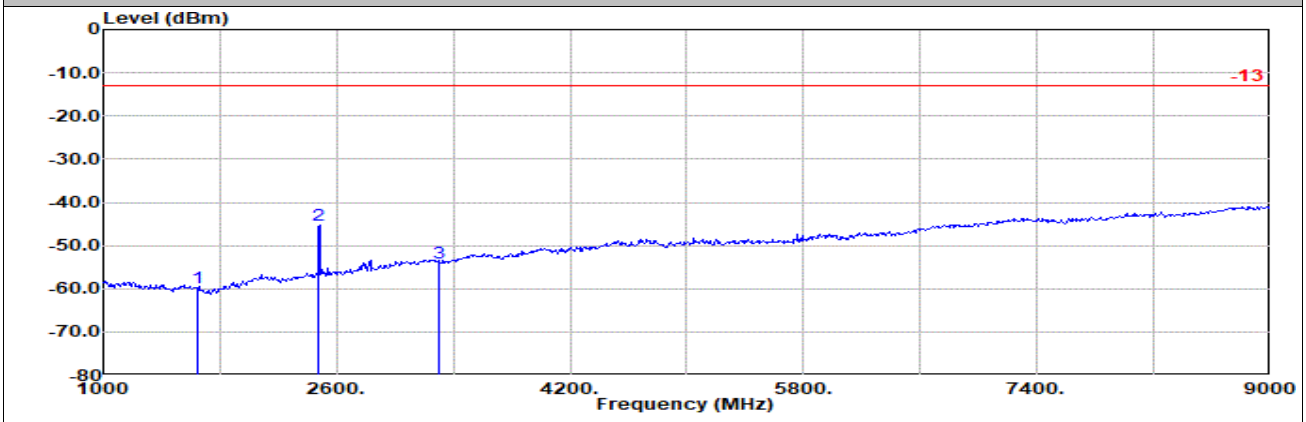


```
Site      : 03CH12-HY
Condition: -13 3m 9120D-02114-230731 Horizontal
          : LTE Band 2 10M CH18900 1RB0 QPSK
          : SA n5 20M Ch166800 1RB1 BPSK
```

	Freq	Level	Detector	Ant Factor	Amp\Cb l	Filter	EIRPCF	Readin g	Limit	Margin	Pol
	MHz	dBm		dB/m	dB	dB	dB	dBuV	dBm	dB	
1	1650.00	-59.86	RMS	25.40	-27.26	0.89	-95.23	36.34	-13.00	-46.86	Horizontal
2	2475.00	-45.19	RMS	27.85	-26.23	0.70	-95.23	47.72	-13.00	-32.19	Horizontal
3	3301.00	-54.11	RMS	29.80	-24.52	0.56	-95.23	35.28	-13.00	-41.11	Horizontal

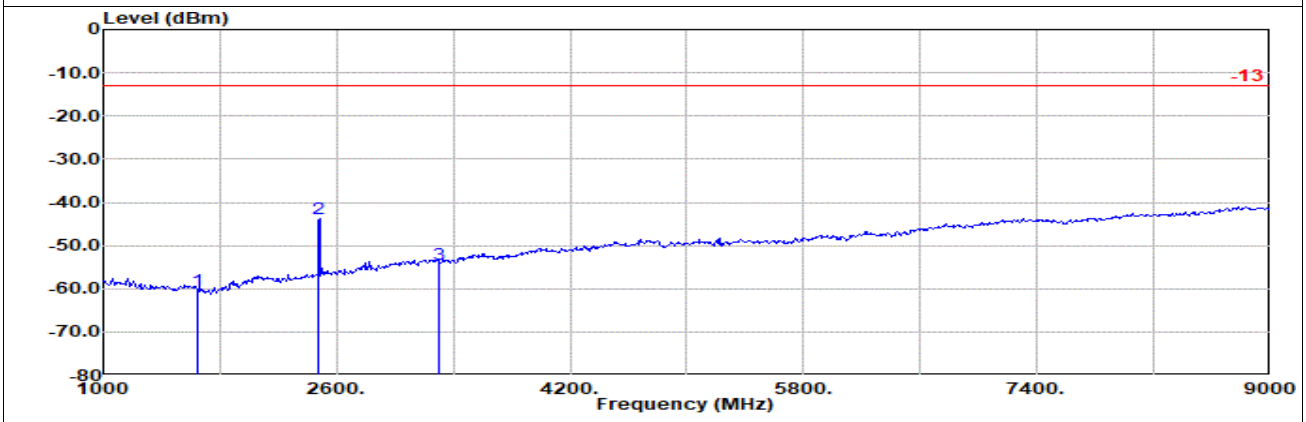


```
Site      : 03CH12-HY
Condition: -13 3m 9120D-02114-230731 Vertical
          : LTE Band 2 10M CH18900 1RB0 QPSK
          : SA n5 20M Ch166800 1RB1 BPSK
```

	Freq	Level	Detector	Ant Factor	Amp\Cb l	Filter	EIRPCF	Readin g	Limit	Margin	Pol
	MHz	dBm		dB/m	dB	dB	dB	dBuV	dBm	dB	
1	1650.00	-60.25	RMS	25.40	-27.26	0.89	-95.23	35.95	-13.00	-47.25	Vertical
2	2475.00	-43.84	RMS	27.85	-26.23	0.70	-95.23	49.07	-13.00	-30.84	Vertical
3	3301.00	-54.22	RMS	29.80	-24.52	0.56	-95.23	35.17	-13.00	-41.22	Vertical

Ant. 4

Part 22H Mode 2

EN-DC B2+n5 10M + 20M Ch18900 1RB0 QPSK + Ch167300 1RB1 BPSK

M

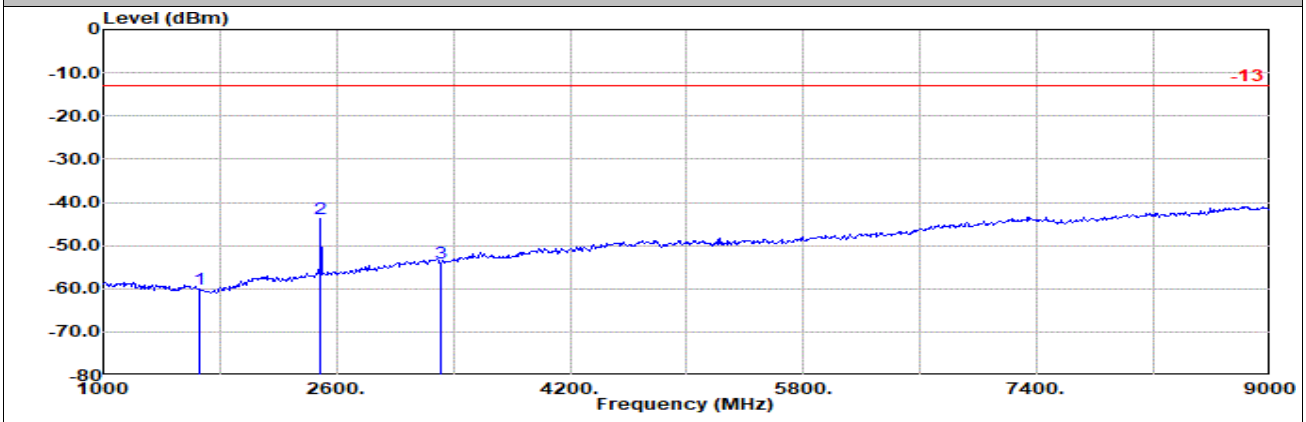


```
Site      : 03CH12-HY
Condition: -13 3m 9120D-02114-230731 Horizontal
          : LTE Band 2 10M CH18900 1RB0 QPSK
          : SA n5 20M Ch167300 1RB1 BPSK
```

	Freq	Level	Detector	Ant Factor	Amp\Cb l	Filter	EIRPCF	Readin g	Limit	Margin	Pol
	MHz	dBm		dB/m	dB	dB	dB	dBuV	dBm	dB	
1	1655.00	-60.10	RMS	25.40	-27.25	0.88	-95.23	36.10	-13.00	-47.10	Horizontal
2	2483.00	-43.88	RMS	27.93	-26.21	0.70	-95.23	48.93	-13.00	-30.88	Horizontal
3	3311.00	-54.00	RMS	29.78	-24.49	0.56	-95.23	35.38	-13.00	-41.00	Horizontal

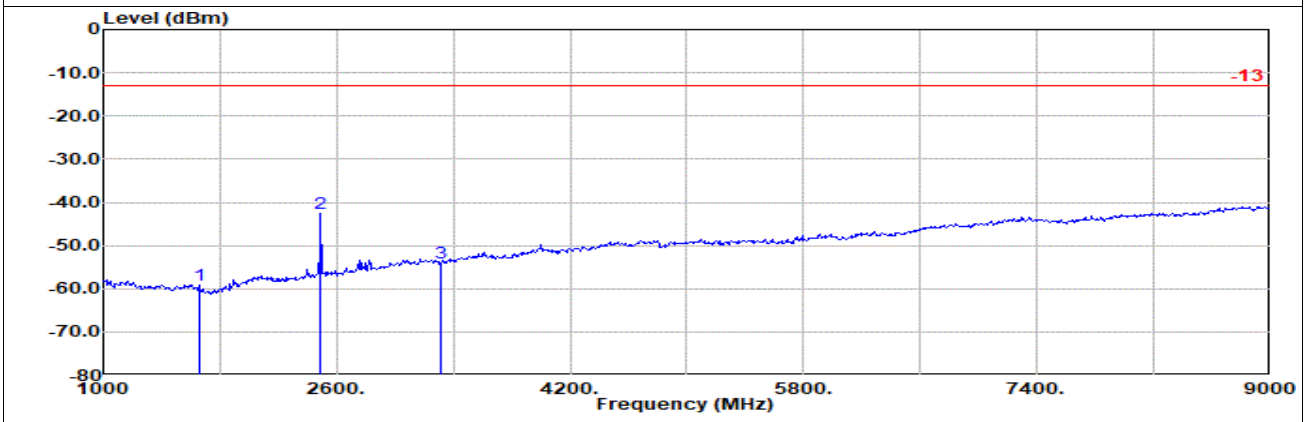


```
Site      : 03CH12-HY
Condition: -13 3m 9120D-02114-230731 Vertical
          : LTE Band 2 10M CH18900 1RB0 QPSK
          : SA n5 20M Ch167300 1RB1 BPSK
```

	Freq	Level	Detector	Ant Factor	Amp\Cb l	Filter	EIRPCF	Readin g	Limit	Margin	Pol
	MHz	dBm		dB/m	dB	dB	dB	dBuV	dBm	dB	
1	1655.00	-59.26	RMS	25.40	-27.25	0.88	-95.23	36.94	-13.00	-46.26	Vertical
2	2483.00	-42.65	RMS	27.93	-26.21	0.70	-95.23	50.16	-13.00	-29.65	Vertical
3	3311.00	-53.97	RMS	29.78	-24.49	0.56	-95.23	35.41	-13.00	-40.97	Vertical

Ant. 4

Part 22H Mode 2

EN-DC B2+n5 10M + 20M Ch18900 1RB0 QPSK + Ch167800 1RB1 BPSK

H

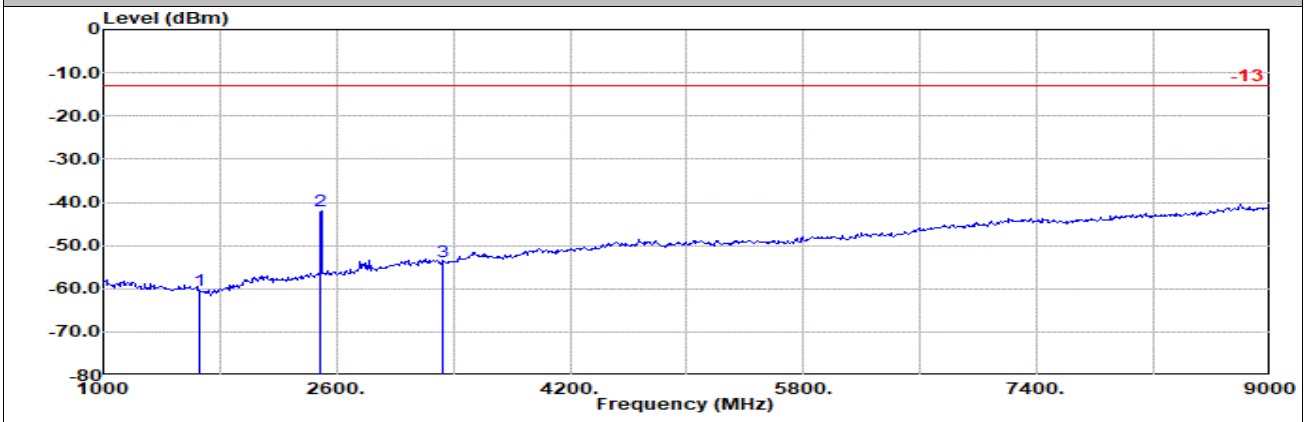


```
Site      : 03CH12-HY
Condition: -13 3m 9120D-02114-230731 Horizontal
          : LTE Band 2 10M CH18900 1RB0 QPSK
          : SA n5 20M Ch167800 1RB1 BPSK
```

	Freq	Level	Detector	Ant Factor	Amp\Cb l	Filter	EIRPCF	Readin g	Limit	Margin	Pol
	MHz	dBm		dB/m	dB	dB	dB	dBuV	dBm	dB	
1	1660.00	-60.33	RMS	25.40	-27.24	0.88	-95.23	35.86	-13.00	-47.33	Horizontal
2	2490.00	-42.04	RMS	28.00	-26.20	0.69	-95.23	50.70	-13.00	-29.04	Horizontal
3	3321.00	-53.65	RMS	29.76	-24.45	0.56	-95.23	35.71	-13.00	-40.65	Horizontal

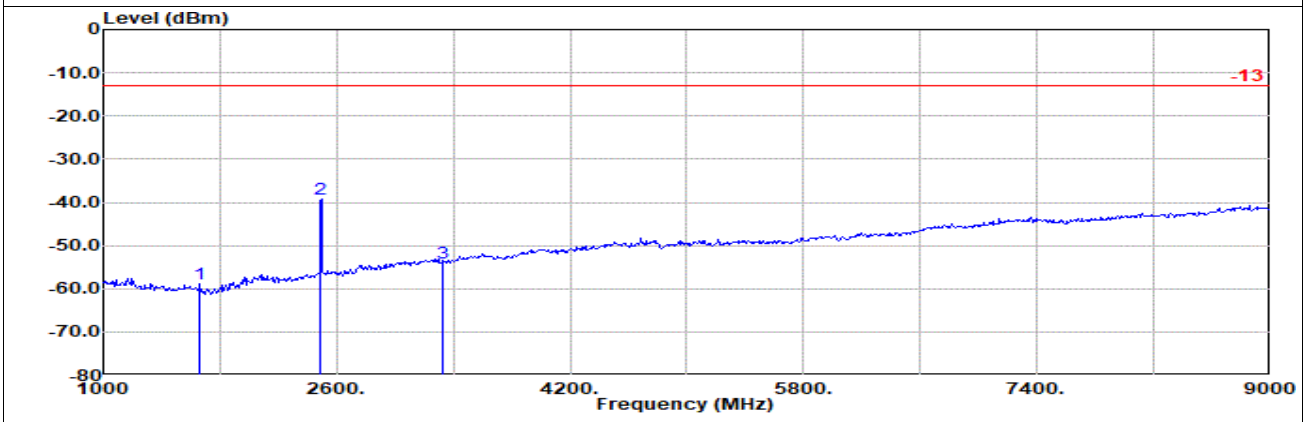


```
Site      : 03CH12-HY
Condition: -13 3m 9120D-02114-230731 Vertical
          : LTE Band 2 10M CH18900 1RB0 QPSK
          : SA n5 20M Ch167800 1RB1 BPSK
```

	Freq	Level	Detector	Ant Factor	Amp\Cb l	Filter	EIRPCF	Readin g	Limit	Margin	Pol
	MHz	dBm		dB/m	dB	dB	dB	dBuV	dBm	dB	
1	1660.00	-58.73	RMS	25.40	-27.24	0.88	-95.23	37.46	-13.00	-45.73	Vertical
2	2490.00	-39.31	RMS	28.00	-26.20	0.69	-95.23	53.43	-13.00	-26.31	Vertical
3	3321.00	-53.95	RMS	29.76	-24.45	0.56	-95.23	35.41	-13.00	-40.95	Vertical

Ant. 4

Part 24E Mode 1

EN-DC B14+n2 10M + 20M Ch23330 1RB0 QPSK + Ch372000 1RB1 BPSK

L

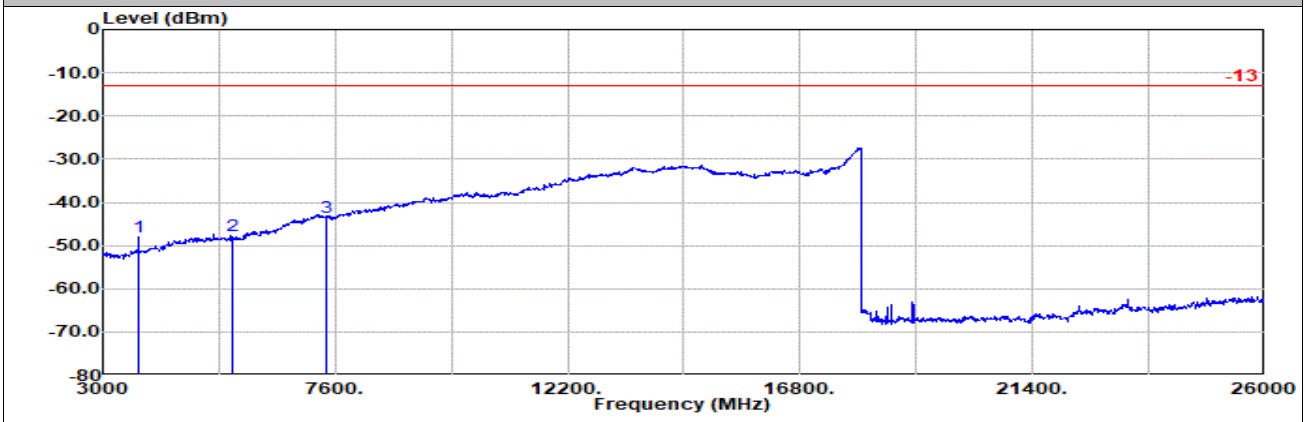

Site : 03CH12-HY
Condition: -13 3m 9120D-02114-230731 Horizontal
: LTE Band 14 10M Ch23330 1RB0 QPSK
: NR SA n2 20M Ch372000 1RB1 BPSK

	Freq	Level	Detector	Ant Factor	Amp\Cbl	Filter	EIRPCF	Reading	Limit	Margin	Pol
	MHz	dBm		dB/m	dB	dB	dB	dBuV	dBm	dB	
1	3702.00	-48.01	RMS	29.71	-23.43	1.14	-95.23	39.80	-13.00	-35.01	Horizontal
2	5553.00	-47.79	RMS	33.11	-22.38	0.67	-95.23	36.04	-13.00	-34.79	Horizontal
3	7405.00	-43.44	RMS	36.70	-20.78	0.63	-95.23	35.24	-13.00	-30.44	Horizontal

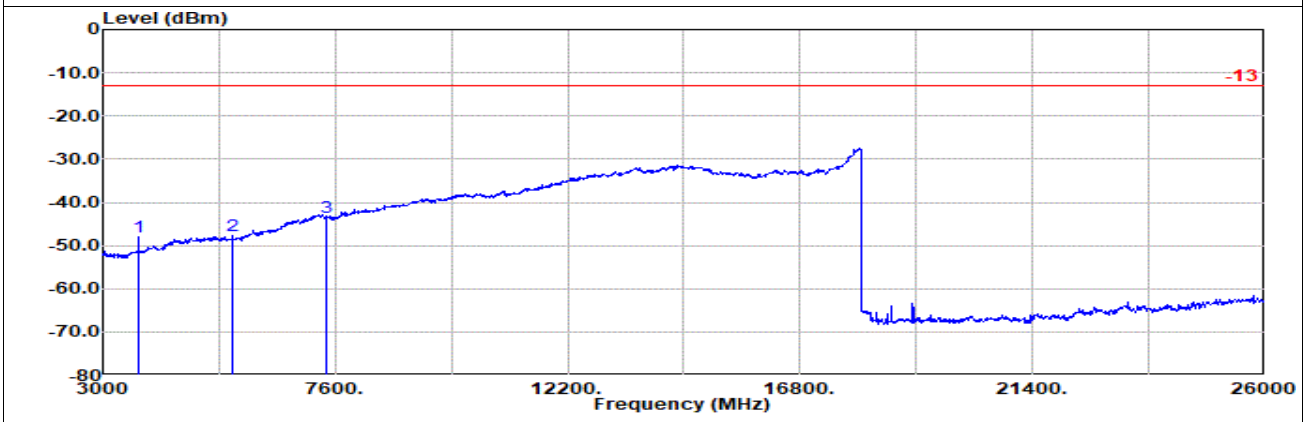

Site : 03CH12-HY
Condition: -13 3m 9120D-02114-230731 Vertical
: LTE Band 14 10M Ch23330 1RB0 QPSK
: NR SA n2 20M Ch372000 1RB1 BPSK

	Freq	Level	Detector	Ant Factor	Amp\Cbl	Filter	EIRPCF	Reading	Limit	Margin	Pol
	MHz	dBm		dB/m	dB	dB	dB	dBuV	dBm	dB	
1	3702.00	-48.06	RMS	29.71	-23.43	1.14	-95.23	39.75	-13.00	-35.06	Vertical
2	5553.00	-47.72	RMS	33.11	-22.38	0.67	-95.23	36.11	-13.00	-34.72	Vertical
3	7405.00	-43.44	RMS	36.70	-20.78	0.63	-95.23	35.24	-13.00	-30.44	Vertical

Ant. 4

Part 24E Mode 1

EN-DC B14+n2 10M + 20M Ch23330 1RB0 QPSK + Ch376000 1RB1 BPSK

M

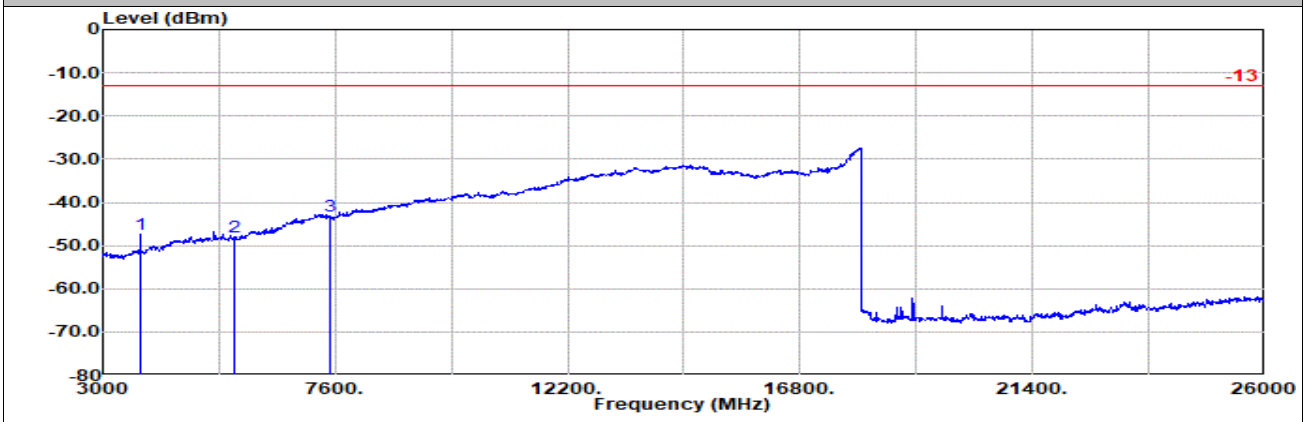

Site : 03CH12-HY
Condition: -13 3m 9120D-02114-230731 Horizontal
: LTE Band 14 10M Ch23330 1RB0 QPSK
: NR SA n2 20M Ch376000 1RB1 BPSK

	Freq	Level	Detector	Ant Factor	Amp\Cbl	Filter	EIRPCF	Reading	Limit	Margin	Pol
	MHz	dBm		dB/m	dB	dB	dB	dBuV	dBm	dB	
1	3743.00	-47.34	RMS	29.87	-23.52	1.10	-95.23	40.44	-13.00	-34.34	Horizontal
2	5614.00	-48.02	RMS	33.20	-22.50	0.63	-95.23	35.88	-13.00	-35.02	Horizontal
3	7485.00	-43.10	RMS	36.56	-20.85	0.69	-95.23	35.73	-13.00	-30.10	Horizontal

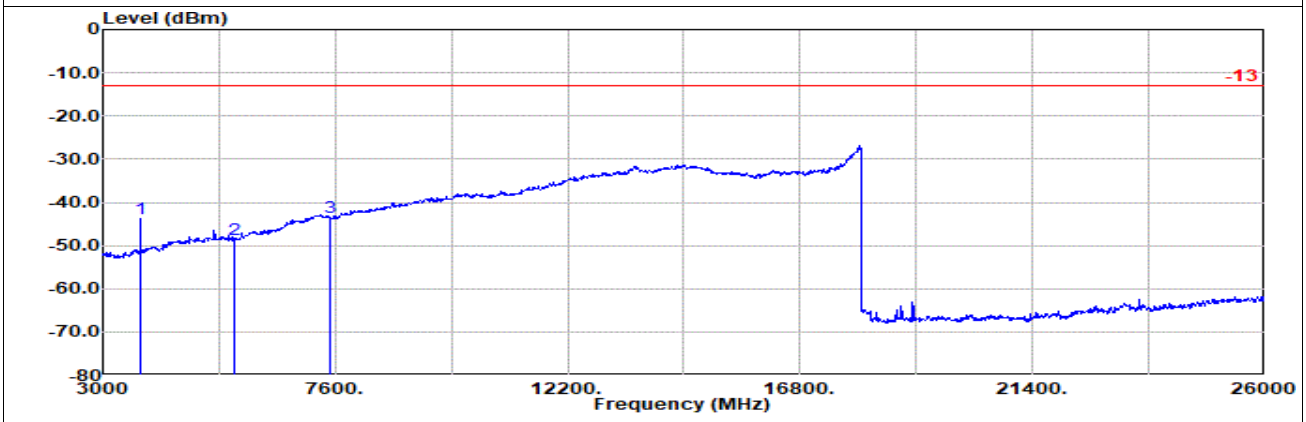

Site : 03CH12-HY
Condition: -13 3m 9120D-02114-230731 Vertical
: LTE Band 14 10M Ch23330 1RB0 QPSK
: NR SA n2 20M Ch376000 1RB1 BPSK

	Freq	Level	Detector	Ant Factor	Amp\Cbl	Filter	EIRPCF	Reading	Limit	Margin	Pol
	MHz	dBm		dB/m	dB	dB	dB	dBuV	dBm	dB	
1	3743.00	-43.66	RMS	29.87	-23.52	1.10	-95.23	44.12	-13.00	-30.66	Vertical
2	5614.00	-48.47	RMS	33.20	-22.50	0.63	-95.23	35.43	-13.00	-35.47	Vertical
3	7485.00	-43.39	RMS	36.56	-20.85	0.69	-95.23	35.44	-13.00	-30.39	Vertical

Ant. 4

Part 24E Mode 1

EN-DC B14+n2 10M + 20M Ch23330 1RB0 QPSK + Ch380000 1RB1 BPSK

H

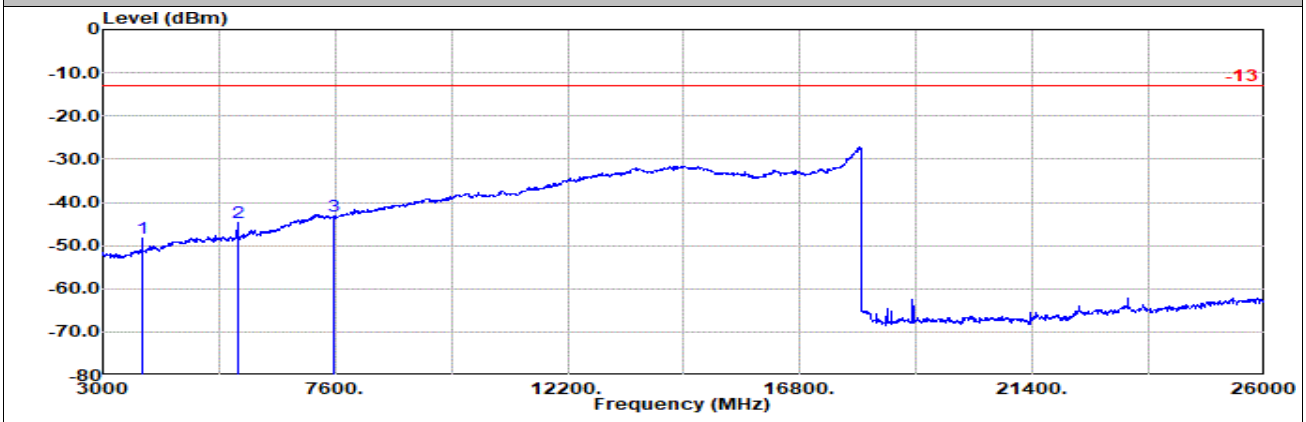

Site : 03CH12-HY
Condition: -13 3m 9120D-02114-230731 Horizontal
: LTE Band 14 10M Ch23330 1RB0 QPSK
: NR SA n2 20M Ch380000 1RB1 BPSK

	Freq	Level	Detector	Ant Factor	Amp\Cbl	Filter	EIRPCF	Reading	Limit	Margin	Pol
	MHz	dBm		dB/m	dB	dB	dB	dBuV	dBm	dB	
1	3782.00	-48.35	RMS	30.09	-23.60	1.06	-95.23	39.33	-13.00	-35.35	Horizontal
2	5673.00	-44.74	RMS	33.15	-22.56	0.61	-95.23	39.29	-13.00	-31.74	Horizontal
3	7565.00	-43.21	RMS	36.40	-20.90	0.75	-95.23	35.77	-13.00	-30.21	Horizontal

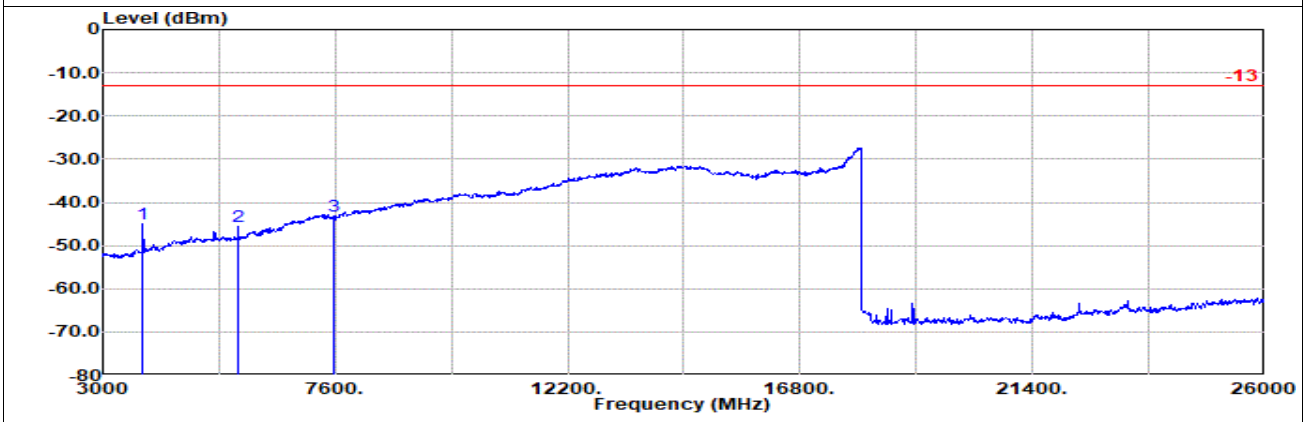

Site : 03CH12-HY
Condition: -13 3m 9120D-02114-230731 Vertical
: LTE Band 14 10M Ch23330 1RB0 QPSK
: NR SA n2 20M Ch380000 1RB1 BPSK

	Freq	Level	Detector	Ant Factor	Amp\Cbl	Filter	EIRPCF	Reading	Limit	Margin	Pol
	MHz	dBm		dB/m	dB	dB	dB	dBuV	dBm	dB	
1	3782.00	-45.00	RMS	30.09	-23.60	1.06	-95.23	42.68	-13.00	-32.00	Vertical
2	5673.00	-45.68	RMS	33.15	-22.56	0.61	-95.23	38.35	-13.00	-32.68	Vertical
3	7565.00	-43.23	RMS	36.40	-20.90	0.75	-95.23	35.75	-13.00	-30.23	Vertical

Ant. 4

Part 24E Mode 2

NR SA n25 10M Ch371000 1RB1 BPSK

L

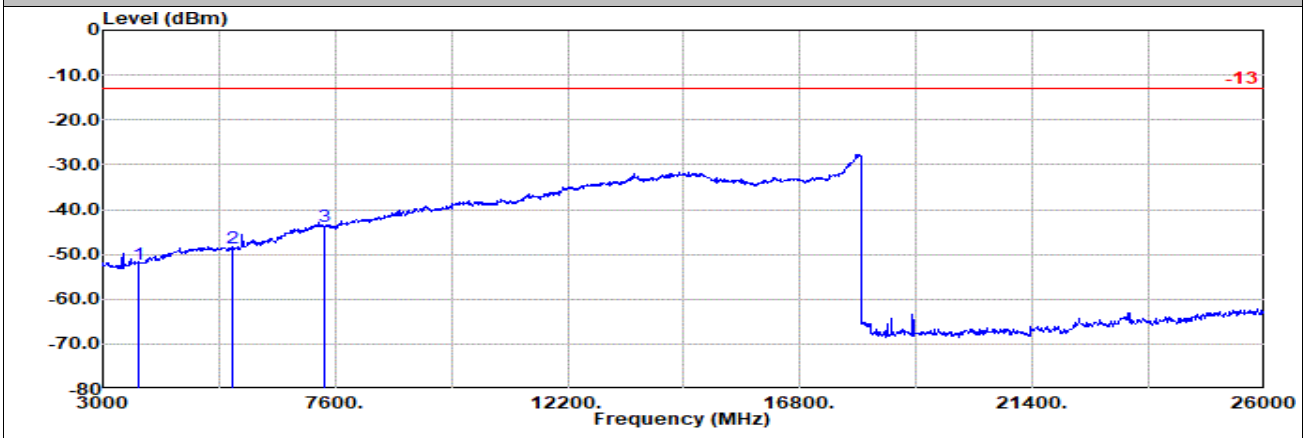

Site : 03CH12-HY
Condition: -13 3m 9120D-02114-230731 Horizontal
: NR SA n25 20M Ch371000 1RB1 BPSK

	Freq	Level	Detector	Ant Factor	Amp\Cb l	Filter	EIRPCF	Readin g	Limit	Margin	Pol
	MHz	dBm		dB/m	dB	dB	dB	dBuV	dBm	dB	
1	3701.00	-52.11	RMS	29.70	-23.43	1.14	-95.23	35.71	-13.00	-39.11	Horizontal
2	5551.00	-48.53	RMS	33.10	-22.38	0.67	-95.23	35.31	-13.00	-35.53	Horizontal
3	7402.00	-43.67	RMS	36.70	-20.78	0.63	-95.23	35.01	-13.00	-30.67	Horizontal

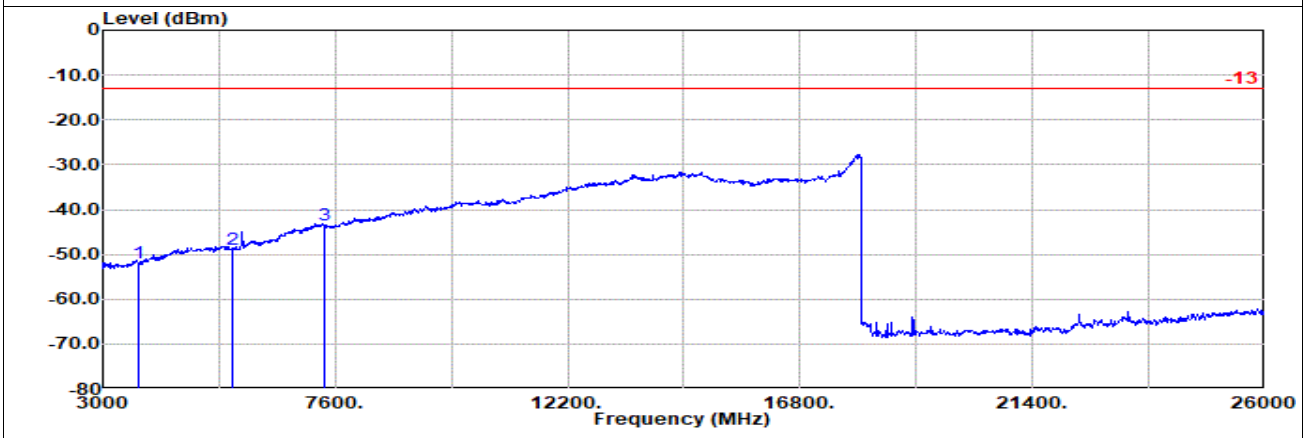

Site : 03CH12-HY
Condition: -13 3m 9120D-02114-230731 Vertical
: NR SA n25 20M Ch371000 1RB1 BPSK

	Freq	Level	Detector	Ant Factor	Amp\Cb l	Filter	EIRPCF	Readin g	Limit	Margin	Pol
	MHz	dBm		dB/m	dB	dB	dB	dBuV	dBm	dB	
1	3701.00	-51.84	RMS	29.70	-23.43	1.14	-95.23	35.98	-13.00	-38.84	Vertical
2	5551.00	-48.77	RMS	33.10	-22.38	0.67	-95.23	35.07	-13.00	-35.77	Vertical
3	7402.00	-43.57	RMS	36.70	-20.78	0.63	-95.23	35.11	-13.00	-30.57	Vertical

Ant. 4

Part 24E Mode 2

NR SA n25 10M Ch376500 1RB1 BPSK

M

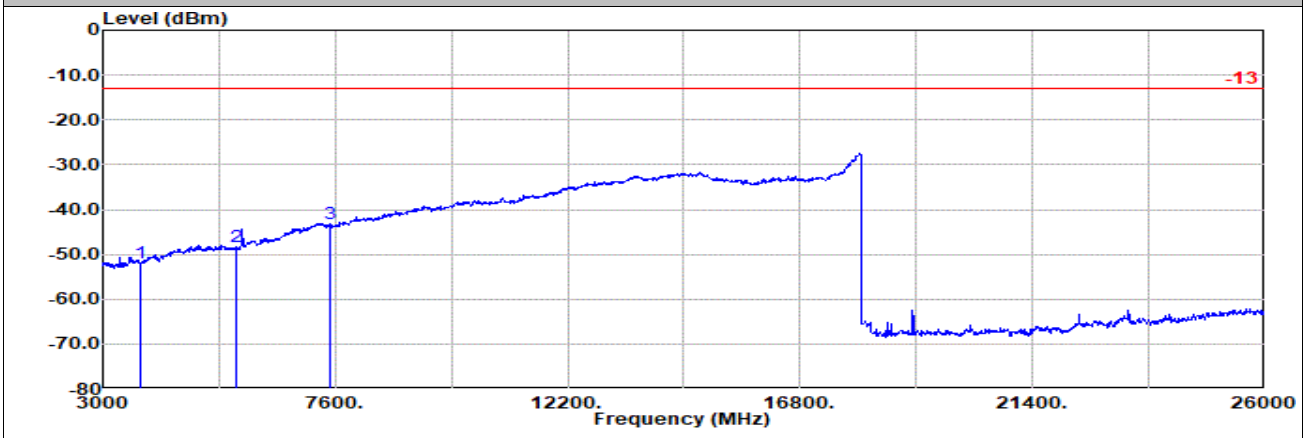

Site : 03CH12-HY
Condition: -13 3m 9120D-02114-230731 Horizontal
: NR SA n25 10M Ch376500 1RB1 BPSK

	Freq	Level	Detector	Ant Factor	Amp\Cb l	Filter	EIRPCF	Readin g	Limit	Margin	Pol
	MHz	dBm		dB/m	dB	dB	dB	dBuV	dBm	dB	
1	3756.00	-51.84	RMS	29.90	-23.53	1.09	-95.23	35.93	-13.00	-38.84	Horizontal
2	5634.00	-48.36	RMS	33.20	-22.53	0.62	-95.23	35.58	-13.00	-35.36	Horizontal
3	7512.00	-43.11	RMS	36.47	-20.87	0.72	-95.23	35.80	-13.00	-30.11	Horizontal

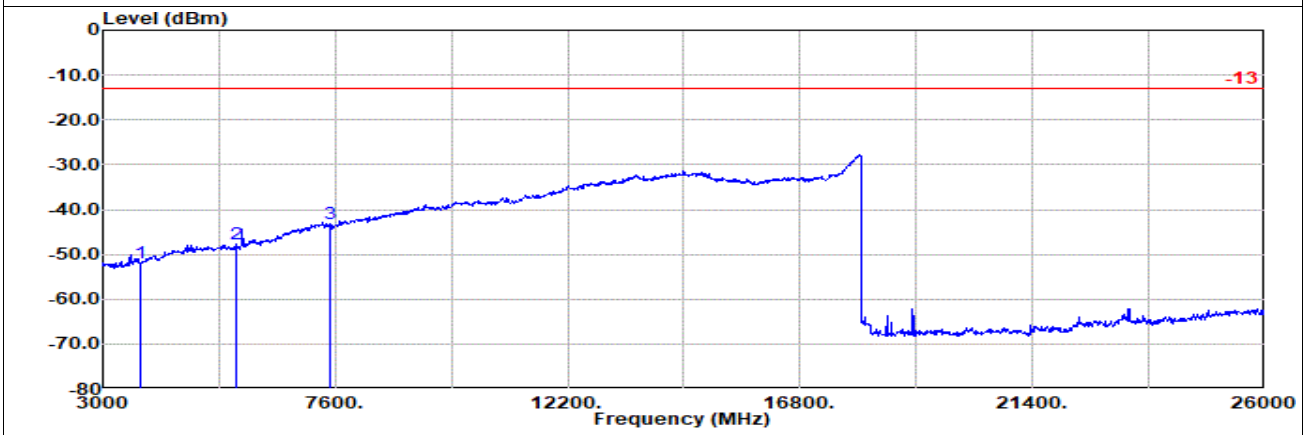

Site : 03CH12-HY
Condition: -13 3m 9120D-02114-230731 Vertical
: NR SA n25 10M Ch376500 1RB1 BPSK

	Freq	Level	Detector	Ant Factor	Amp\Cb l	Filter	EIRPCF	Readin g	Limit	Margin	Pol
	MHz	dBm		dB/m	dB	dB	dB	dBuV	dBm	dB	
1	3756.00	-51.87	RMS	29.99	-23.56	1.08	-95.23	35.85	-13.00	-38.87	Vertical
2	5634.00	-47.74	RMS	33.20	-22.53	0.62	-95.23	36.20	-13.00	-34.74	Vertical
3	7512.00	-43.29	RMS	36.47	-20.87	0.72	-95.23	35.62	-13.00	-30.29	Vertical

Ant. 4

Part 24E Mode 2

NR SA n25 10M Ch382000 1RB1 BPSK

H

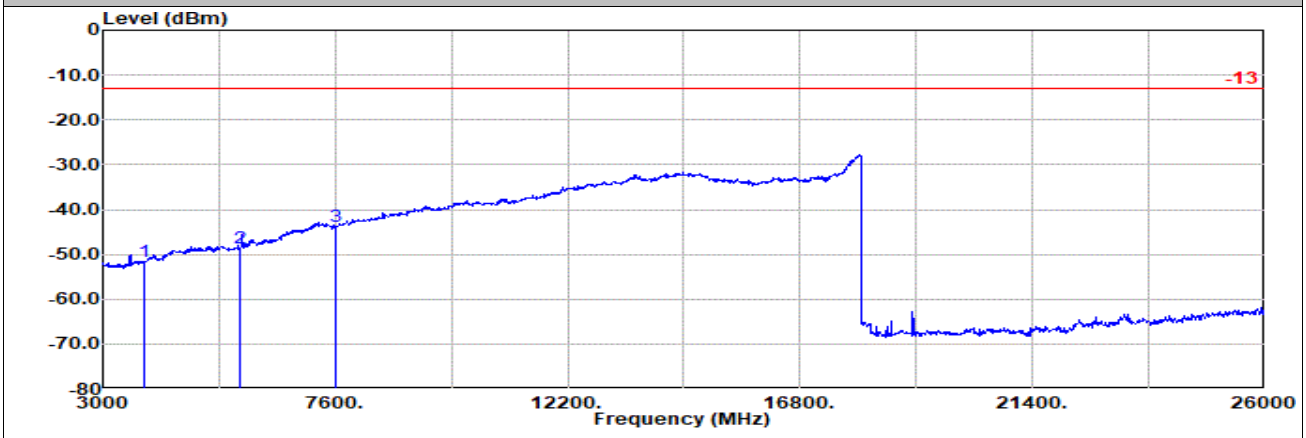


```
Site      : 03CH12-HY
Condition: -13 3m 9120D-02114-230731 Horizontal
          : NR SA n25 20M Ch382000 1RB1 BPSK
```

	Freq	Level	Detector	Ant Factor	Amp\Cb l	Filter	EIRPCF	Readin g	Limit	Margin	Pol
	MHz	dBm		dB/m	dB	dB	dB	dBuV	dBm	dB	
1	3811.00	-51.57	RMS	30.27	-23.57	1.03	-95.23	35.93	-13.00	-38.57	Horizontal
2	5717.00	-48.57	RMS	33.24	-22.61	0.59	-95.23	35.44	-13.00	-35.57	Horizontal
3	7623.00	-43.67	RMS	36.45	-20.92	0.79	-95.23	35.24	-13.00	-30.67	Horizontal

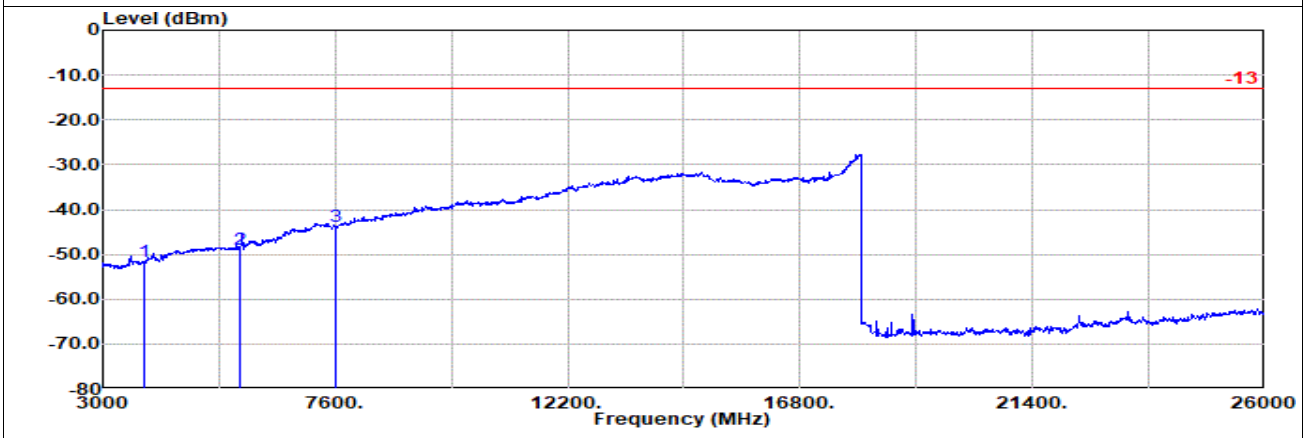


```
Site      : 03CH12-HY
Condition: -13 3m 9120D-02114-230731 Vertical
          : NR SA n25 20M Ch382000 1RB1 BPSK
```

	Freq	Level	Detector	Ant Factor	Amp\Cb l	Filter	EIRPCF	Readin g	Limit	Margin	Pol
	MHz	dBm		dB/m	dB	dB	dB	dBuV	dBm	dB	
1	3811.00	-51.55	RMS	30.27	-23.57	1.03	-95.23	35.95	-13.00	-38.55	Vertical
2	5717.00	-48.83	RMS	33.24	-22.61	0.59	-95.23	35.18	-13.00	-35.83	Vertical
3	7623.00	-43.66	RMS	36.45	-20.92	0.79	-95.23	35.25	-13.00	-30.66	Vertical

Ant. 3

Part 27O Mode 1

NR SA n77 20M Ch647334 1RB1 BPSK (HPUE)

L

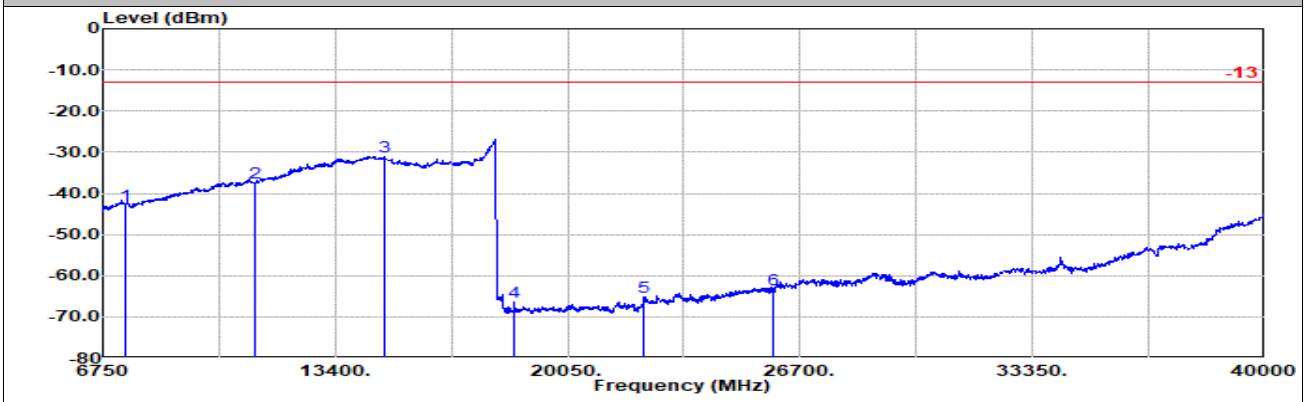

Site : 03CH12-HY
Condition: -13 3m 9120D-02114-230731 Horizontal
: NR Band 77 20M Ch647334 1RB1 BPSK

	Freq	Level	Detector	Ant Factor	Amp\Cb l	Filter	EIRPCF	Readin g	Limit	Margin	Pol
	MHz	dBm		dB/m	dB	dB	dB	dBuV	dBm	dB	
1	7403.00	-42.72	RMS	36.70	-20.78	0.95	-95.23	0.00	-13.00	-29.72	Horizontal
2	11104.00	-37.39	RMS	39.01	-17.35	0.55	-95.23	35.63	-13.00	-24.39	Horizontal
3	14805.00	-31.22	RMS	40.59	-13.59	0.79	-95.23	36.22	-13.00	-18.22	Horizontal
4	18506.00	-66.43	RMS	37.74	-32.25	-9.54	-95.23	32.85	-13.00	-53.43	Horizontal
5	22207.00	-65.10	RMS	38.20	-29.30	-9.54	-95.23	30.77	-13.00	-52.10	Horizontal
6	25908.00	-63.28	RMS	39.22	-25.78	-9.54	-95.23	28.05	-13.00	-50.28	Horizontal

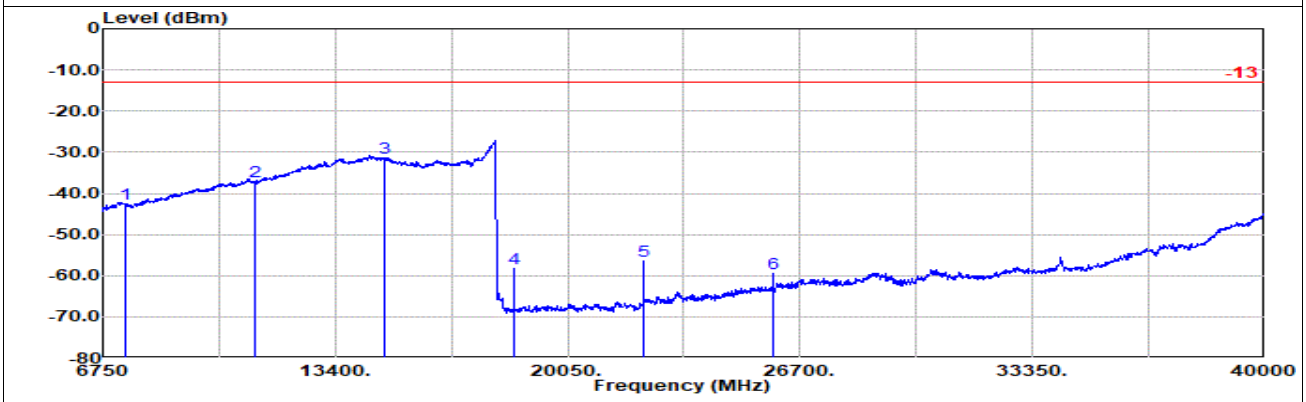

Site : 03CH12-HY
Condition: -13 3m 9120D-02114-230731 Vertical
: NR Band 77 20M Ch647334 1RB1 BPSK

	Freq	Level	Detector	Ant Factor	Amp\Cb l	Filter	EIRPCF	Readin g	Limit	Margin	Pol
	MHz	dBm		dB/m	dB	dB	dB	dBuV	dBm	dB	
1	7403.00	-42.44	RMS	36.70	-20.78	0.95	-95.23	35.92	-13.00	-29.44	Vertical
2	11104.00	-37.10	RMS	39.01	-17.35	0.55	-95.23	35.92	-13.00	-24.10	Vertical
3	14805.00	-31.46	RMS	40.59	-13.59	0.79	-95.23	35.98	-13.00	-18.46	Vertical
4	18506.00	-58.23	RMS	37.74	-32.25	-9.54	-95.23	41.05	-13.00	-45.23	Vertical
5	22207.00	-56.50	RMS	38.20	-29.30	-9.54	-95.23	39.37	-13.00	-43.50	Vertical
6	25908.00	-59.50	RMS	39.22	-25.78	-9.54	-95.23	31.83	-13.00	-46.50	Vertical

Ant. 3

Part 27O Mode 1

NR SA n77 20M Ch656000 1RB1 BPSK (HPUE)

M

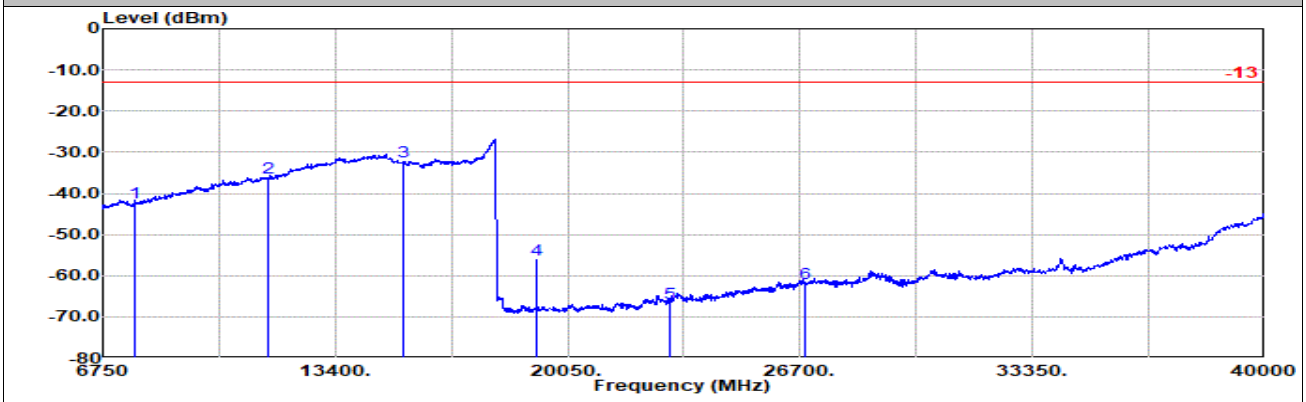

Site : 03CH12-HY
Condition: -13 3m 9120D-02114-230731 Horizontal
: NR Band 77 20M Ch656000 1RB1 BPSK

	Freq	Level	Detector	Ant Factor	Amp\Cb l	Filter	EIRPCF	Readin g	Limit	Margin	Pol
	MHz	dBm		dB/m	dB	dB	dB	dBuV	dBm	dB	
1	7663.00	-42.22	RMS	36.55	-20.93	0.85	-95.23	36.54	-13.00	-29.22	Horizontal
2	11494.00	-36.34	RMS	39.29	-16.77	0.56	-95.23	35.81	-13.00	-23.34	Horizontal
3	15325.00	-32.45	RMS	38.85	-13.77	0.81	-95.23	36.89	-13.00	-19.45	Horizontal
4	19156.00	-56.29	RMS	38.15	-31.45	-9.54	-95.23	41.78	-13.00	-43.29	Horizontal
5	22987.00	-66.73	RMS	38.70	-28.41	-9.54	-95.23	27.75	-13.00	-53.73	Horizontal
6	26818.00	-61.80	RMS	40.36	-25.57	-9.54	-95.23	28.18	-13.00	-48.80	Horizontal

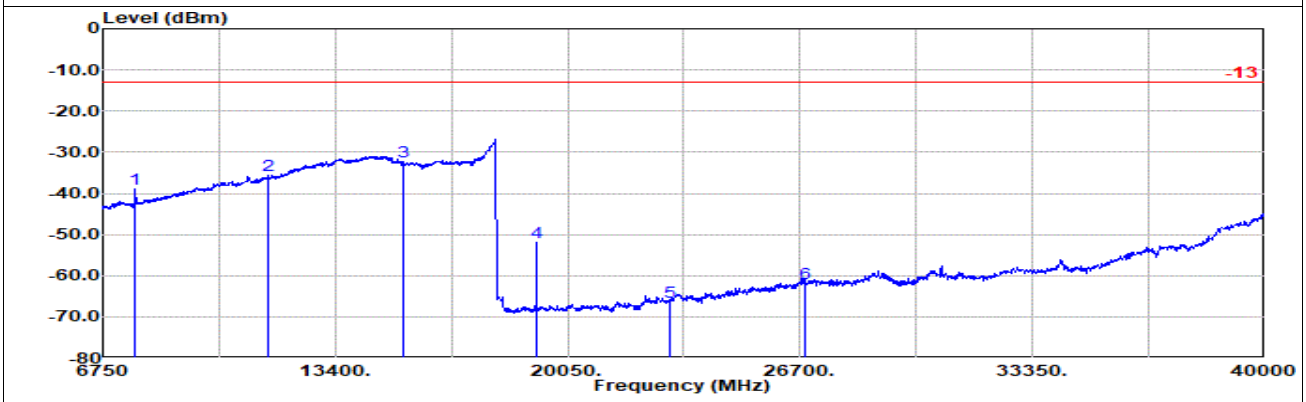

Site : 03CH12-HY
Condition: -13 3m 9120D-02114-230731 Vertical
: NR Band 77 20M Ch656000 1RB1 BPSK

	Freq	Level	Detector	Ant Factor	Amp\Cb l	Filter	EIRPCF	Readin g	Limit	Margin	Pol
	MHz	dBm		dB/m	dB	dB	dB	dBuV	dBm	dB	
1	7663.00	-39.09	RMS	36.55	-20.93	0.85	-95.23	39.67	-13.00	-26.09	Vertical
2	11494.00	-35.72	RMS	39.29	-16.77	0.56	-95.23	36.43	-13.00	-22.72	Vertical
3	15325.00	-32.32	RMS	38.85	-13.77	0.81	-95.23	37.02	-13.00	-19.32	Vertical
4	19156.00	-51.79	RMS	38.15	-31.45	-9.54	-95.23	46.28	-13.00	-38.79	Vertical
5	22987.00	-66.47	RMS	38.70	-28.41	-9.54	-95.23	28.01	-13.00	-53.47	Vertical
6	26818.00	-61.82	RMS	40.36	-25.57	-9.54	-95.23	28.16	-13.00	-48.82	Vertical

Ant. 3

Part 27O Mode 1

NR SA n77 20M Ch664666 1RB1 BPSK (HPUE)

H

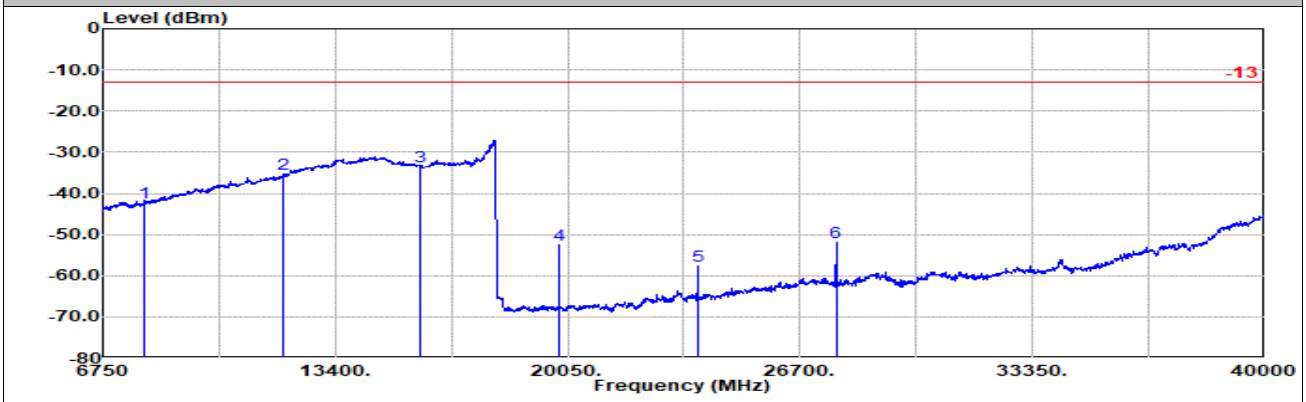

Site : 03CH12-HY
Condition: -13 3m 9120D-02114-230731 Horizontal
: NR Band 77 20M Ch664666 1RB1 BPSK

	Freq	Level	Detector	Ant Factor	Amp\Cbl	Filter	EIRPCF	Reading	Limit	Margin	Pol
	MHz	dBm		dB/m	dB	dB	dB	dBuV	dBm	dB	
1	7922.00	-42.36	RMS	37.14	-20.79	0.79	-95.23	35.73	-13.00	-29.36	Horizontal
2	11883.00	-35.42	RMS	38.87	-16.09	0.57	-95.23	36.46	-13.00	-22.42	Horizontal
3	15845.00	-33.55	RMS	37.91	-13.60	0.82	-95.23	36.55	-13.00	-20.55	Horizontal
4	19806.00	-52.65	RMS	37.82	-30.86	-9.54	-95.23	45.16	-13.00	-39.65	Horizontal
5	23767.00	-57.80	RMS	38.57	-28.13	-9.54	-95.23	36.53	-13.00	-44.80	Horizontal
6	27728.00	-51.93	RMS	39.66	-25.10	-9.54	-95.23	38.28	-13.00	-38.93	Horizontal

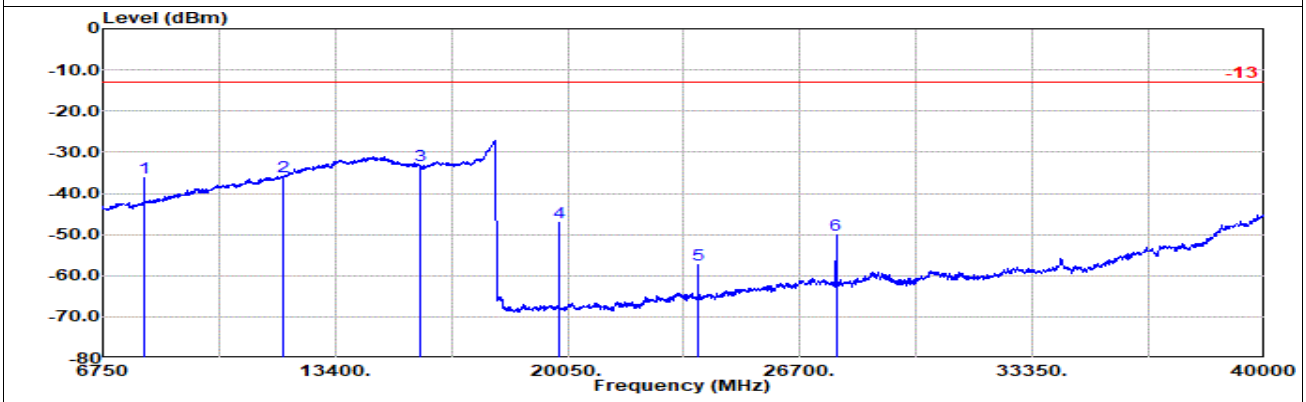

Site : 03CH12-HY
Condition: -13 3m 9120D-02114-230731 Vertical
: NR Band 77 20M Ch664666 1RB1 BPSK

	Freq	Level	Detector	Ant Factor	Amp\Cbl	Filter	EIRPCF	Reading	Limit	Margin	Pol
	MHz	dBm		dB/m	dB	dB	dB	dBuV	dBm	dB	
1	7922.00	-36.12	RMS	37.14	-20.79	0.79	-95.23	41.97	-13.00	-23.12	Vertical
2	11883.00	-35.89	RMS	38.87	-16.09	0.57	-95.23	35.99	-13.00	-22.89	Vertical
3	15845.00	-33.31	RMS	37.91	-13.60	0.82	-95.23	36.79	-13.00	-20.31	Vertical
4	19806.00	-47.14	RMS	37.82	-30.86	-9.54	-95.23	50.67	-13.00	-34.14	Vertical
5	23767.00	-57.42	RMS	38.57	-28.13	-9.54	-95.23	36.91	-13.00	-44.42	Vertical
6	27728.00	-50.13	RMS	39.66	-25.10	-9.54	-95.23	40.08	-13.00	-37.13	Vertical

Ant. 4

Part 27O Mode 2

NR SA n77 70M Ch649000 1RB1 QPSK (MIMO)

L

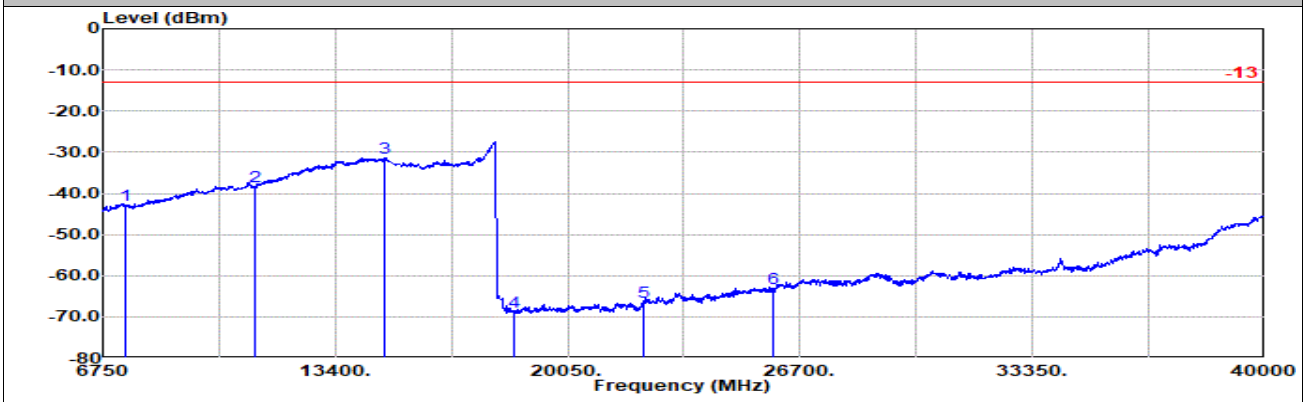

Site : 03CH12-HY
Condition: -13 3m 9120D-02114-230731 Horizontal
: NR Band 77 70M Ch649000 1RB1 QPSK

	Freq	Level	Detector	Ant Factor	Amp\Cbl	Filter	EIRPCF	Reading	Limit	Margin	Pol
	MHz	dBm		dB/m	dB	dB	dB	dBuV	dBm	dB	
1	7408.00	-42.78	RMS	36.70	-20.78	0.95	-95.23	35.58	-13.00	-29.78	Horizontal
2	11111.00	-38.45	RMS	39.02	-17.34	0.55	-95.23	34.55	-13.00	-25.45	Horizontal
3	14815.00	-31.50	RMS	40.57	-13.60	0.79	-95.23	35.97	-13.00	-18.50	Horizontal
4	18518.00	-68.95	RMS	37.81	-32.24	-9.54	-95.23	30.25	-13.00	-55.95	Horizontal
5	22222.00	-66.49	RMS	38.20	-29.29	-9.54	-95.23	29.37	-13.00	-53.49	Horizontal
6	25926.00	-62.96	RMS	39.25	-25.77	-9.54	-95.23	28.33	-13.00	-49.96	Horizontal

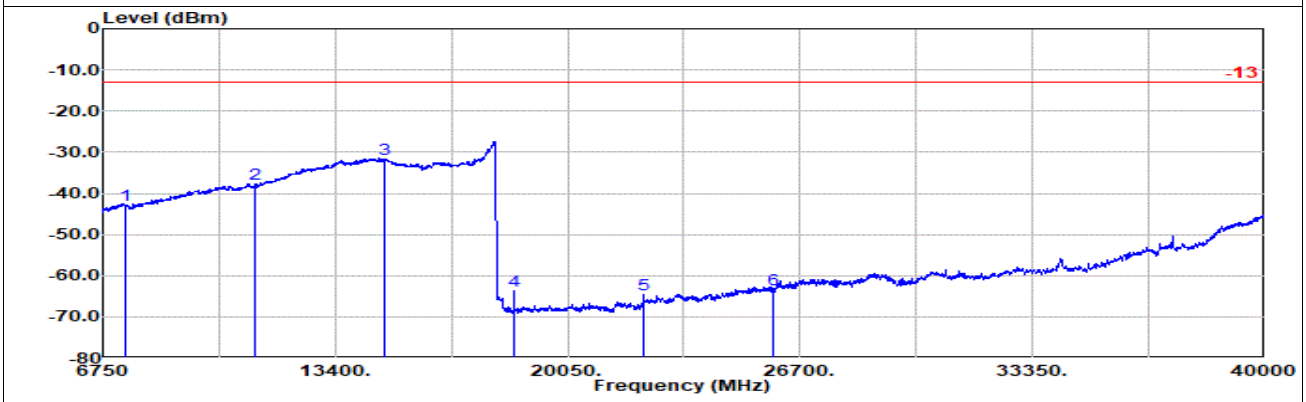

Site : 03CH12-HY
Condition: -13 3m 9120D-02114-230731 Vertical
: NR Band 77 70M Ch649000 1RB1 QPSK

	Freq	Level	Detector	Ant Factor	Amp\Cbl	Filter	EIRPCF	Reading	Limit	Margin	Pol
	MHz	dBm		dB/m	dB	dB	dB	dBuV	dBm	dB	
1	7408.00	-42.86	RMS	36.70	-20.78	0.95	-95.23	35.50	-13.00	-29.86	Vertical
2	11111.00	-37.87	RMS	39.02	-17.34	0.55	-95.23	35.13	-13.00	-24.87	Vertical
3	14815.00	-31.80	RMS	40.57	-13.60	0.79	-95.23	35.67	-13.00	-18.80	Vertical
4	18518.00	-63.79	RMS	37.81	-32.24	-9.54	-95.23	35.41	-13.00	-50.79	Vertical
5	22222.00	-64.53	RMS	38.20	-29.29	-9.54	-95.23	31.33	-13.00	-51.53	Vertical
6	25926.00	-63.47	RMS	39.25	-25.77	-9.54	-95.23	27.82	-13.00	-50.47	Vertical

Ant. 4

Part 27O Mode 2

NR SA n77 70M Ch656000 1RB1 QPSK (MIMO)

M

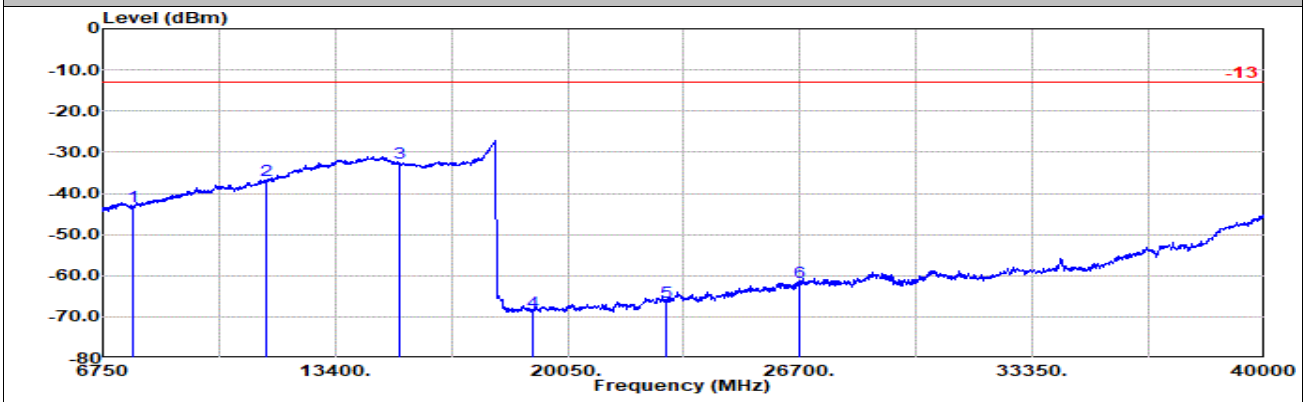

Site : 03CH12-HY
Condition: -13 3m 9120D-02114-230731 Horizontal
: NR Band 77 70M Ch656000 1RB1 QPSK

	Freq	Level	Detector	Ant Factor	Amp\Cbl	Filter	EIRPCF	Reading	Limit	Margin	Pol
	MHz	dBm		dB/m	dB	dB	dB	dBuV	dBm	dB	
1	7618.00	-43.21	RMS	36.44	-20.92	0.87	-95.23	35.63	-13.00	-30.21	Horizontal
2	11426.00	-36.81	RMS	39.25	-16.87	0.56	-95.23	35.48	-13.00	-23.81	Horizontal
3	15235.00	-32.62	RMS	39.26	-13.79	0.80	-95.23	36.34	-13.00	-19.62	Horizontal
4	19043.00	-68.78	RMS	38.16	-31.58	-9.54	-95.23	29.41	-13.00	-55.78	Horizontal
5	22852.00	-66.42	RMS	38.50	-28.61	-9.54	-95.23	28.46	-13.00	-53.42	Horizontal
6	26661.00	-61.73	RMS	40.04	-25.86	-9.54	-95.23	28.86	-13.00	-48.73	Horizontal

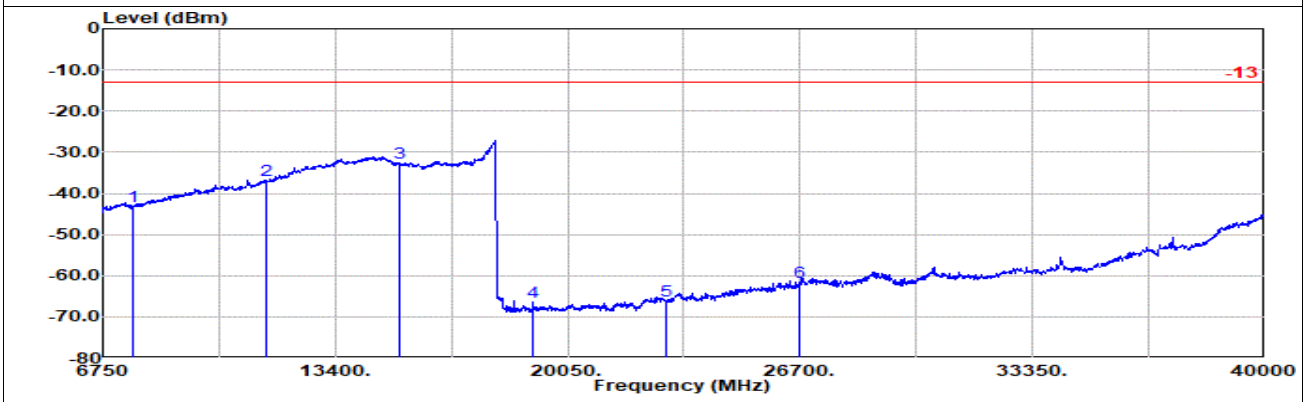

Site : 03CH12-HY
Condition: -13 3m 9120D-02114-230731 Vertical
: NR Band 77 70M Ch656000 1RB1 QPSK

	Freq	Level	Detector	Ant Factor	Amp\Cbl	Filter	EIRPCF	Reading	Limit	Margin	Pol
	MHz	dBm		dB/m	dB	dB	dB	dBuV	dBm	dB	
1	7618.00	-43.05	RMS	36.44	-20.92	0.87	-95.23	35.79	-13.00	-30.05	Vertical
2	11426.00	-36.79	RMS	39.25	-16.87	0.56	-95.23	35.50	-13.00	-23.79	Vertical
3	15235.00	-32.49	RMS	39.26	-13.79	0.80	-95.23	36.47	-13.00	-19.49	Vertical
4	19043.00	-66.55	RMS	38.16	-31.58	-9.54	-95.23	31.64	-13.00	-53.55	Vertical
5	22852.00	-66.09	RMS	38.50	-28.61	-9.54	-95.23	28.79	-13.00	-53.09	Vertical
6	26661.00	-61.72	RMS	40.04	-25.86	-9.54	-95.23	28.87	-13.00	-48.72	Vertical

Ant. 4

Part 27O Mode 2

NR SA n77 70M Ch663000 1RB1 QPSK (MIMO)

H

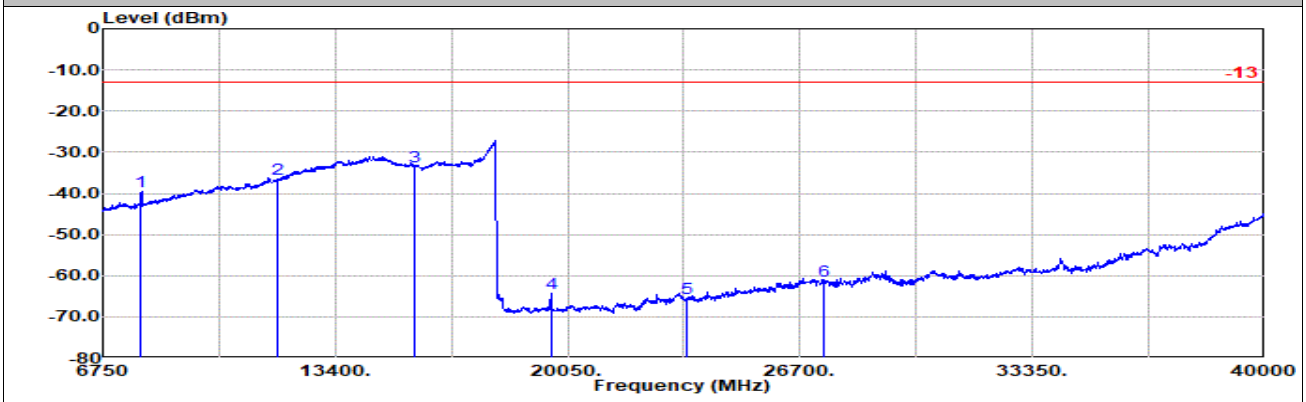

Site : 03CH12-HY
Condition: -13 3m 9120D-02114-230731 Horizontal
: NR Band 77 70M Ch663000 1RB1 QPSK

	Freq	Level	Detector	Ant Factor	Amp\Cbl	Filter	EIRPCF	Reading	Limit	Margin	Pol
	MHz	dBm		dB/m	dB	dB	dB	dBuV	dBm	dB	
1	7828.00	-39.49	RMS	37.00	-20.92	0.77	-95.23	38.89	-13.00	-26.49	Horizontal
2	11741.00	-36.65	RMS	38.82	-16.34	0.56	-95.23	35.54	-13.00	-23.65	Horizontal
3	15655.00	-33.45	RMS	37.89	-13.67	0.82	-95.23	36.74	-13.00	-20.45	Horizontal
4	19568.00	-64.36	RMS	38.13	-31.01	-9.54	-95.23	33.29	-13.00	-51.36	Horizontal
5	23482.00	-65.42	RMS	38.74	-28.26	-9.54	-95.23	28.87	-13.00	-52.42	Horizontal
6	27396.00	-61.37	RMS	39.68	-24.82	-9.54	-95.23	28.54	-13.00	-48.37	Horizontal

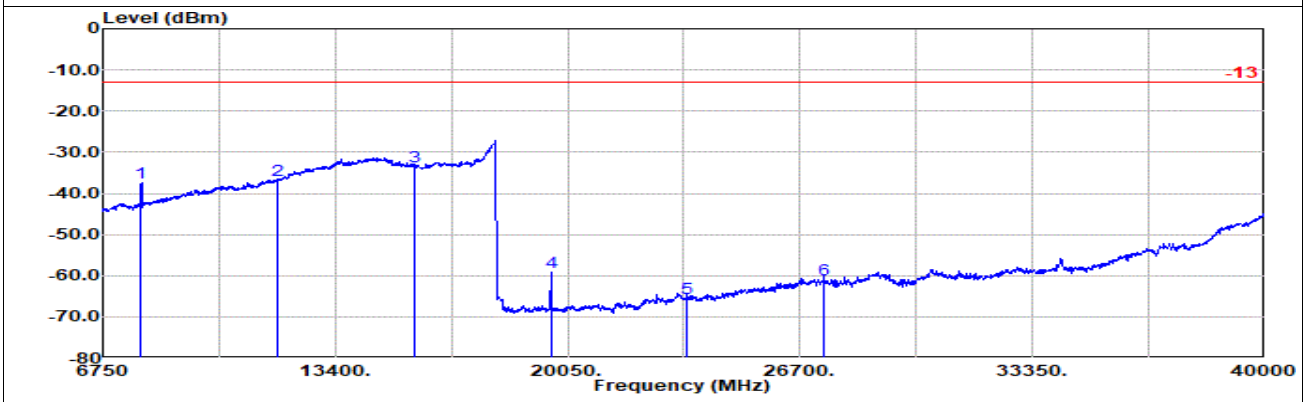

Site : 03CH12-HY
Condition: -13 3m 9120D-02114-230731 Vertical
: NR Band 77 70M Ch663000 1RB1 QPSK

	Freq	Level	Detector	Ant Factor	Amp\Cbl	Filter	EIRPCF	Reading	Limit	Margin	Pol
	MHz	dBm		dB/m	dB	dB	dB	dBuV	dBm	dB	
1	7828.00	-37.49	RMS	37.00	-20.92	0.77	-95.23	40.89	-13.00	-24.49	Vertical
2	11741.00	-36.89	RMS	38.82	-16.34	0.56	-95.23	35.30	-13.00	-23.89	Vertical
3	15655.00	-33.61	RMS	37.89	-13.67	0.82	-95.23	36.58	-13.00	-20.61	Vertical
4	19568.00	-59.07	RMS	38.13	-31.01	-9.54	-95.23	38.58	-13.00	-46.07	Vertical
5	23482.00	-65.43	RMS	38.74	-28.26	-9.54	-95.23	28.86	-13.00	-52.43	Vertical
6	27396.00	-61.11	RMS	39.68	-24.82	-9.54	-95.23	28.80	-13.00	-48.11	Vertical

Ant. 4

Part 27O Mode 3

EN-DC B2+n77 10M + 100M Ch18900 1RB0 QPSK + Ch650000 1RB1 BPSK (HPUE)

L

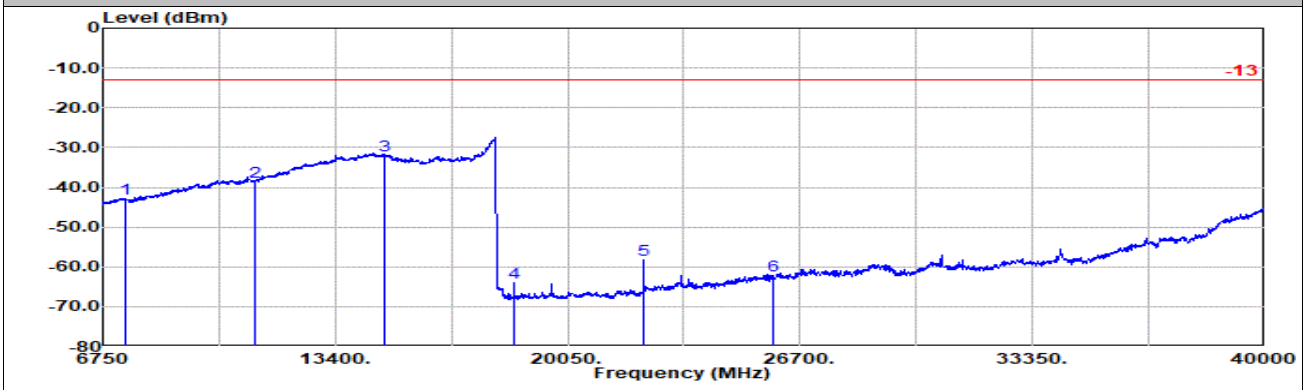

Site : 03CH12-HY
Condition: -13 3m 9120D-02114-230731 Horizontal
: LTE Band 2 10M Ch18900 1RB0 QPSK
: NR Band 77 100M Ch650000 1RB1 BPSK

	Freq	Level	Detector	Ant Factor	Amp\Cbl	Filter	EIRPCF	Reading	Limit	Margin	Pol
	MHz	dBm		dB/m	dB	dB	dB	dBuV	dBm	dB	
1	7402.00	-42.83	RMS	36.70	-20.78	0.95	-95.23	35.53	-13.00	-29.83	Horizontal
2	11103.00	-38.65	RMS	39.01	-17.36	0.55	-95.23	34.38	-13.00	-25.65	Horizontal
3	14805.00	-31.87	RMS	40.59	-13.59	0.79	-95.23	35.57	-13.00	-18.87	Horizontal
4	18506.00	-63.99	RMS	37.74	-32.25	-9.54	-95.23	35.29	-13.00	-50.99	Horizontal
5	22208.00	-58.38	RMS	38.20	-29.30	-9.54	-95.23	37.49	-13.00	-45.38	Horizontal
6	25909.00	-62.31	RMS	39.22	-25.78	-9.54	-95.23	29.02	-13.00	-49.31	Horizontal

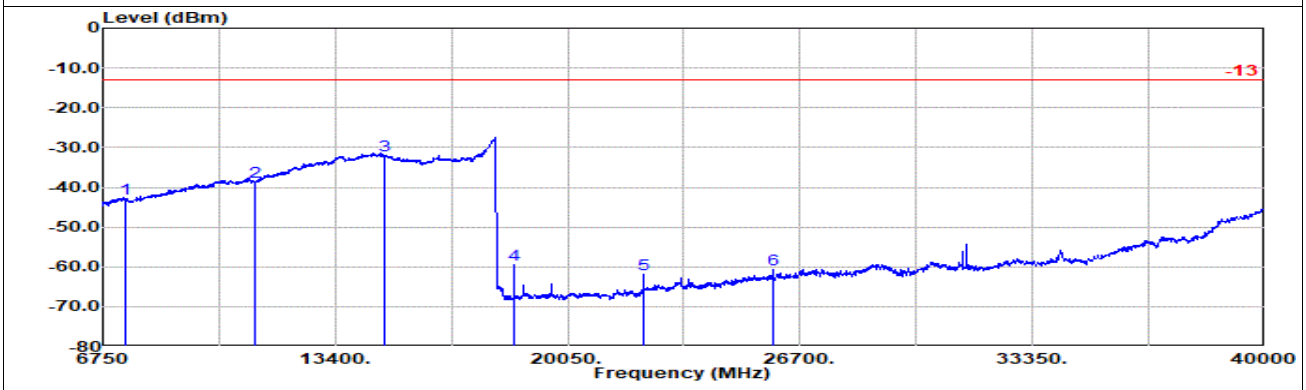

Site : 03CH12-HY
Condition: -13 3m 9120D-02114-230731 Vertical
: LTE Band 2 10M Ch18900 1RB0 QPSK
: NR Band 77 100M Ch650000 1RB1 BPSK

	Freq	Level	Detector	Ant Factor	Amp\Cbl	Filter	EIRPCF	Reading	Limit	Margin	Pol
	MHz	dBm		dB/m	dB	dB	dB	dBuV	dBm	dB	
1	7402.00	-42.97	RMS	36.70	-20.78	0.95	-95.23	35.39	-13.00	-29.97	Vertical
2	11103.00	-38.52	RMS	39.01	-17.36	0.55	-95.23	34.51	-13.00	-25.52	Vertical
3	14805.00	-32.07	RMS	40.59	-13.59	0.79	-95.23	35.37	-13.00	-19.07	Vertical
4	18506.00	-59.44	RMS	37.74	-32.25	-9.54	-95.23	39.84	-13.00	-46.44	Vertical
5	22208.00	-61.94	RMS	38.20	-29.30	-9.54	-95.23	33.93	-13.00	-48.94	Vertical
6	25909.00	-60.79	RMS	39.22	-25.78	-9.54	-95.23	30.54	-13.00	-47.79	Vertical

Ant. 4

Part 27O Mode 3
EN-DC B2+n77 10M + 100M Ch18900 1RB0 QPSK + Ch656000 1RB1 BPSK (HPUE)
M

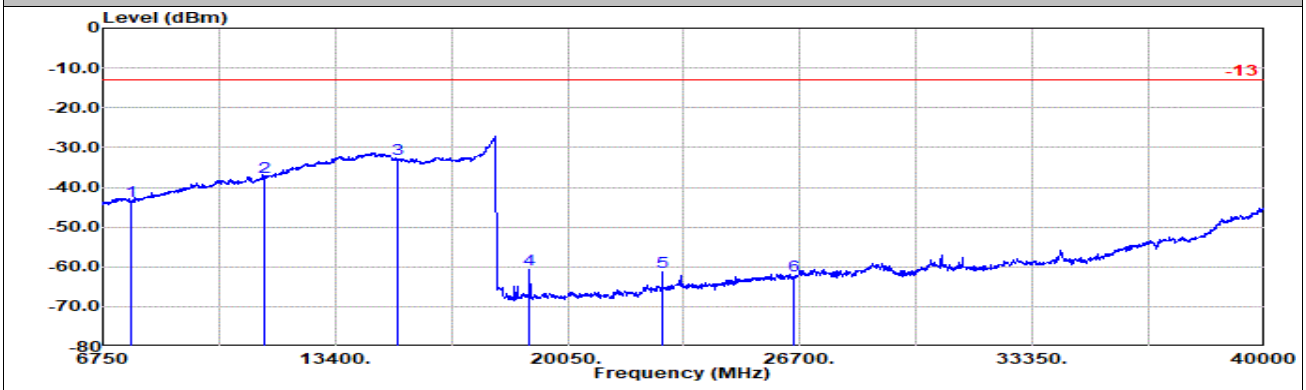

Site : 03CH12-HY
Condition: -13 3m 9120D-02114-230731 Horizontal
: LTE Band 2 10M Ch18900 1RB0 QPSK
: NR Band 77 100M Ch656000 1RB1 BPSK

	Freq	Level	Detector	Ant Factor	Amp\Cbl	Filter	EIRPCF	Reading	Limit	Margin	Pol
	MHz	dBm		dB/m	dB	dB	dB	dBuV	dBm	dB	
1	7582.00	-43.44	RMS	36.40	-20.91	0.89	-95.23	35.41	-13.00	-30.44	Horizontal
2	11373.00	-37.37	RMS	39.25	-16.95	0.56	-95.23	35.00	-13.00	-24.37	Horizontal
3	15165.00	-33.02	RMS	39.47	-13.81	0.80	-95.23	35.75	-13.00	-20.02	Horizontal
4	18956.00	-60.80	RMS	38.25	-31.69	-9.54	-95.23	37.41	-13.00	-47.80	Horizontal
5	22748.00	-61.15	RMS	38.80	-28.77	-9.54	-95.23	33.59	-13.00	-48.15	Horizontal
6	26539.00	-62.29	RMS	39.72	-26.09	-9.54	-95.23	28.85	-13.00	-49.29	Horizontal

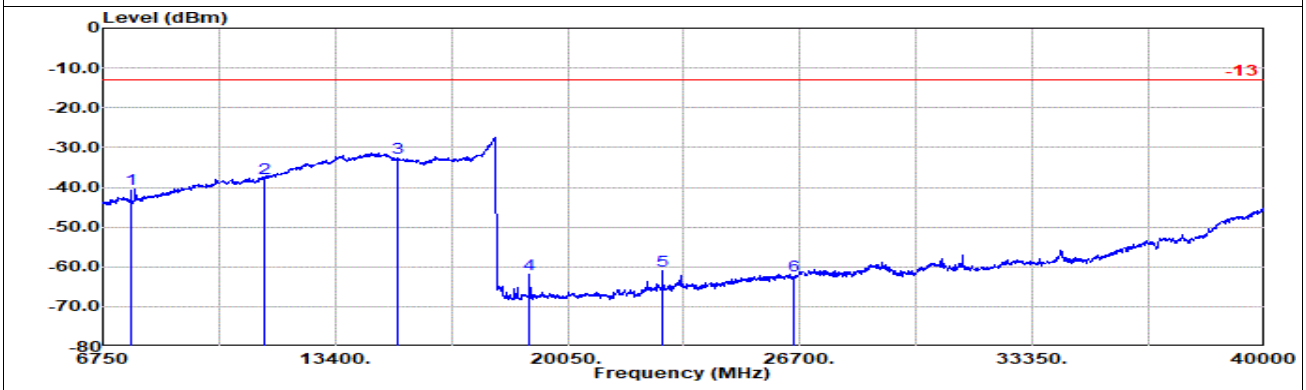

Site : 03CH12-HY
Condition: -13 3m 9120D-02114-230731 Vertical
: LTE Band 2 10M Ch18900 1RB0 QPSK
: NR Band 77 100M Ch656000 1RB1 BPSK

	Freq	Level	Detector	Ant Factor	Amp\Cbl	Filter	EIRPCF	Reading	Limit	Margin	Pol
	MHz	dBm		dB/m	dB	dB	dB	dBuV	dBm	dB	
1	7582.00	-40.55	RMS	36.40	-20.91	0.89	-95.23	38.30	-13.00	-27.55	Vertical
2	11373.00	-37.62	RMS	39.25	-16.95	0.56	-95.23	34.75	-13.00	-24.62	Vertical
3	15165.00	-32.49	RMS	39.47	-13.81	0.80	-95.23	36.28	-13.00	-19.49	Vertical
4	18956.00	-61.90	RMS	38.25	-31.69	-9.54	-95.23	36.31	-13.00	-48.90	Vertical
5	22748.00	-61.04	RMS	38.80	-28.77	-9.54	-95.23	33.70	-13.00	-48.04	Vertical
6	26539.00	-62.06	RMS	39.72	-26.09	-9.54	-95.23	29.08	-13.00	-49.06	Vertical

Ant. 4

Part 27O Mode 3
EN-DC B2+n77 10M + 100M Ch18900 1RB0 QPSK + Ch662000 1RB1 BPSK (HPUE)
H

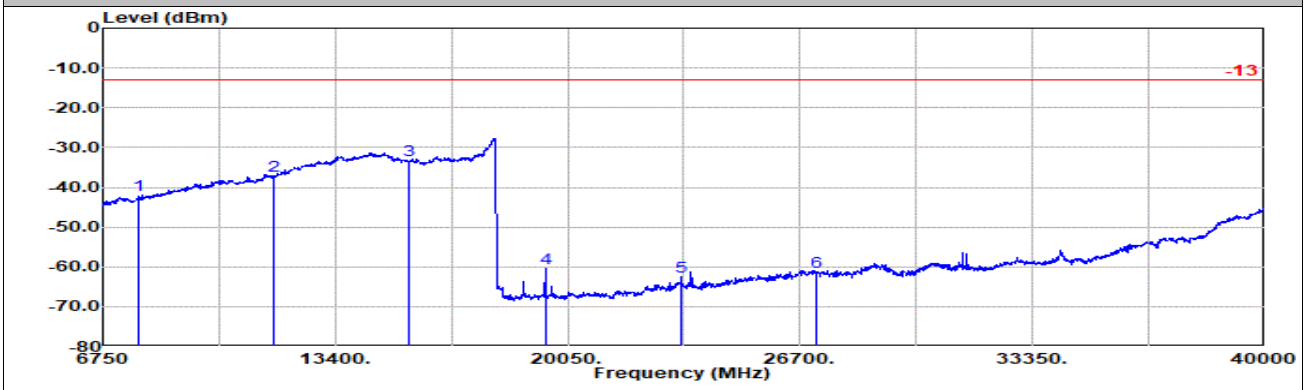

Site : 03CH12-HY
Condition: -13 3m 9120D-02114-230731 Horizontal
: LTE Band 2 10M Ch18900 1RB0 QPSK
: NR Band 77 100M Ch662000 1RB1 BPSK

	Freq	Level	Detector	Ant Factor	Amp\Cbl	Filter	EIRPCF	Reading	Limit	Margin	Pol
	MHz	dBm		dB/m	dB	dB	dB	dBuV	dBm	dB	
1	7762.00	-42.02	RMS	36.85	-20.95	0.79	-95.23	36.52	-13.00	-29.02	Horizontal
2	11643.00	-37.17	RMS	38.73	-16.51	0.56	-95.23	35.28	-13.00	-24.17	Horizontal
3	15525.00	-33.24	RMS	38.50	-13.71	0.81	-95.23	36.39	-13.00	-20.24	Horizontal
4	19406.00	-60.49	RMS	37.96	-31.16	-9.54	-95.23	37.48	-13.00	-47.49	Horizontal
5	23288.00	-62.39	RMS	38.90	-28.32	-9.54	-95.23	31.80	-13.00	-49.39	Horizontal
6	27169.00	-61.17	RMS	39.74	-25.06	-9.54	-95.23	28.92	-13.00	-48.17	Horizontal

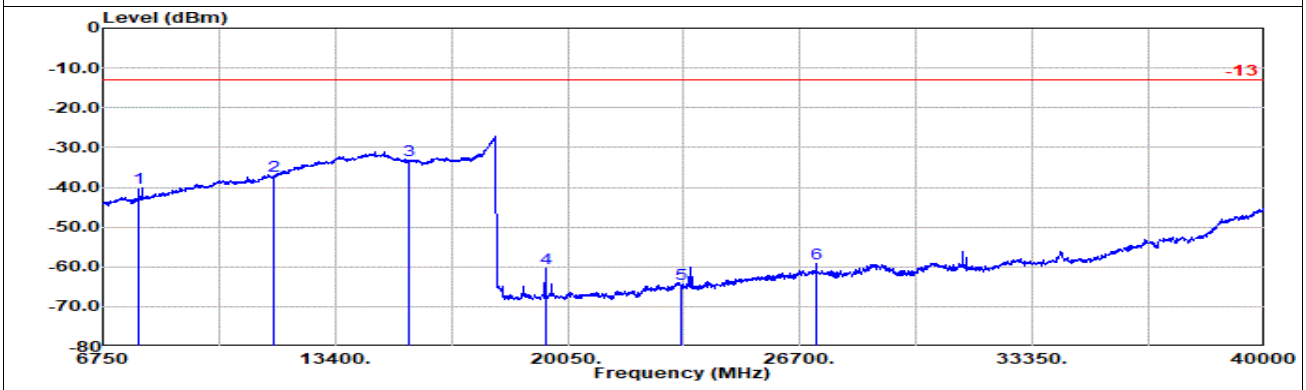

Site : 03CH12-HY
Condition: -13 3m 9120D-02114-230731 Vertical
: LTE Band 2 10M Ch18900 1RB0 QPSK
: NR Band 77 100M Ch662000 1RB1 BPSK

	Freq	Level	Detector	Ant Factor	Amp\Cbl	Filter	EIRPCF	Reading	Limit	Margin	Pol
	MHz	dBm		dB/m	dB	dB	dB	dBuV	dBm	dB	
1	7762.00	-40.26	RMS	36.85	-20.95	0.79	-95.23	38.28	-13.00	-27.26	Vertical
2	11643.00	-37.27	RMS	38.73	-16.51	0.56	-95.23	35.18	-13.00	-24.27	Vertical
3	15525.00	-33.10	RMS	38.50	-13.71	0.81	-95.23	36.53	-13.00	-20.10	Vertical
4	19406.00	-60.38	RMS	37.96	-31.16	-9.54	-95.23	37.59	-13.00	-47.38	Vertical
5	23288.00	-64.36	RMS	38.90	-28.32	-9.54	-95.23	29.83	-13.00	-51.36	Vertical
6	27169.00	-59.20	RMS	39.74	-25.06	-9.54	-95.23	30.89	-13.00	-46.20	Vertical

Ant. 4

Part 27N Mode 2

NR SA n71 10M Ch133600 1RB1 BPSK

L

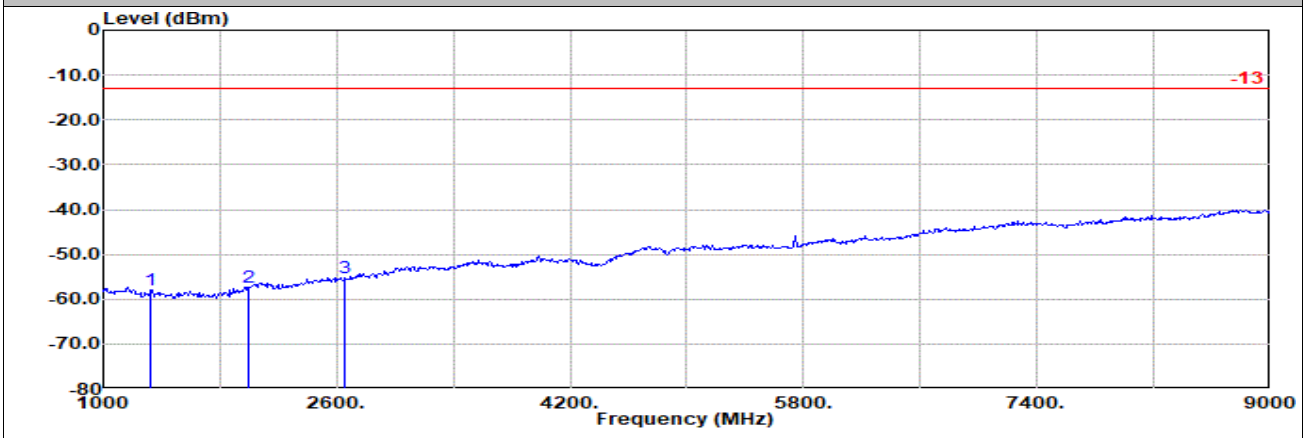

Site : 03CH12-HY
Condition: -13 3m 9120D-02114-230731 Horizontal
: NR SA n71 20M Ch133600 1RB1 BPSK

	Freq	Level	Detector	Ant Factor	Amp\Cbl	Filter	EIRPCF	Reading	Limit	Margin	Pol
	MHz	dBm		dB/m	dB	dB	dB	dBuV	dBm	dB	
1	1327.00	-57.93	RMS	25.93	-28.37	1.04	-95.23	38.70	-13.00	-44.93	Horizontal
2	1991.00	-57.29	RMS	26.72	-26.78	0.71	-95.23	37.29	-13.00	-44.29	Horizontal
3	2655.00	-55.39	RMS	28.50	-25.93	0.63	-95.23	36.64	-13.00	-42.39	Horizontal

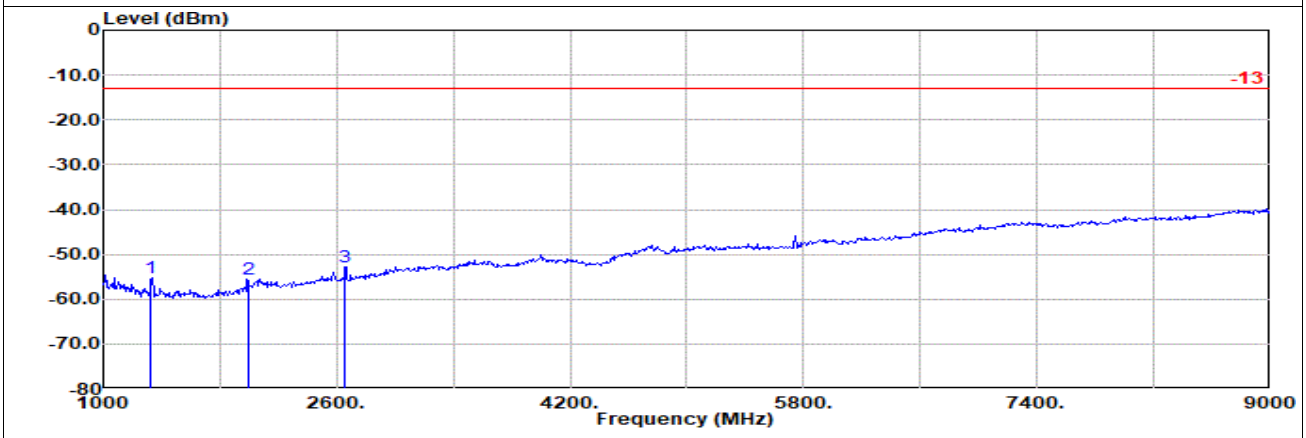

Site : 03CH12-HY
Condition: -13 3m 9120D-02114-230731 Vertical
: NR SA n71 20M Ch133600 1RB1 BPSK

	Freq	Level	Detector	Ant Factor	Amp\Cbl	Filter	EIRPCF	Reading	Limit	Margin	Pol
	MHz	dBm		dB/m	dB	dB	dB	dBuV	dBm	dB	
1	1327.00	-55.39	RMS	25.93	-28.37	1.04	-95.23	41.24	-13.00	-42.39	Vertical
2	1991.00	-55.42	RMS	26.72	-26.78	0.71	-95.23	39.16	-13.00	-42.42	Vertical
3	2655.00	-52.70	RMS	28.50	-25.93	0.63	-95.23	39.33	-13.00	-39.70	Vertical

Ant. 4

Part 27N Mode 2

NR SA n71 10M Ch136100 1RB1 BPSK

M

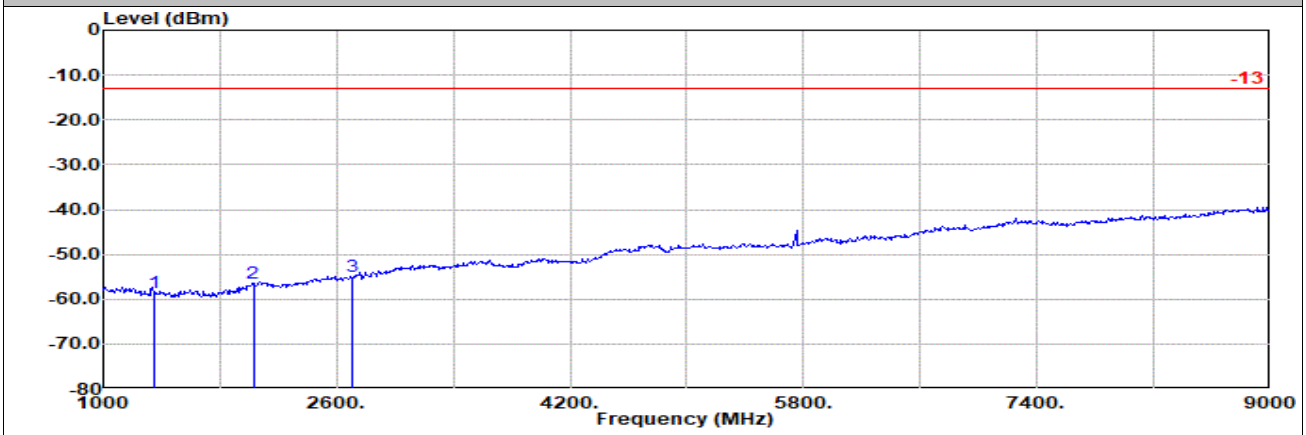


```
Site      : 03CH12-HY
Condition: -13 3m 9120D-02114-230731 Horizontal
          : NR SA n71 20M Ch136100 1RB1 BPSK
```

	Freq	Level	Detector	Ant Factor	Amp\Cbl	Filter	EIRPCF	Reading	Limit	Margin	Pol
	MHz	dBm		dB/m	dB	dB	dB	dBuV	dBm	dB	
1	1352.00	-58.55	RMS	25.86	-28.29	0.98	-95.23	38.13	-13.00	-45.55	Horizontal
2	2028.00	-56.44	RMS	27.18	-26.73	0.71	-95.23	37.63	-13.00	-43.44	Horizontal
3	2705.00	-55.01	RMS	28.45	-25.77	0.61	-95.23	36.93	-13.00	-42.01	Horizontal

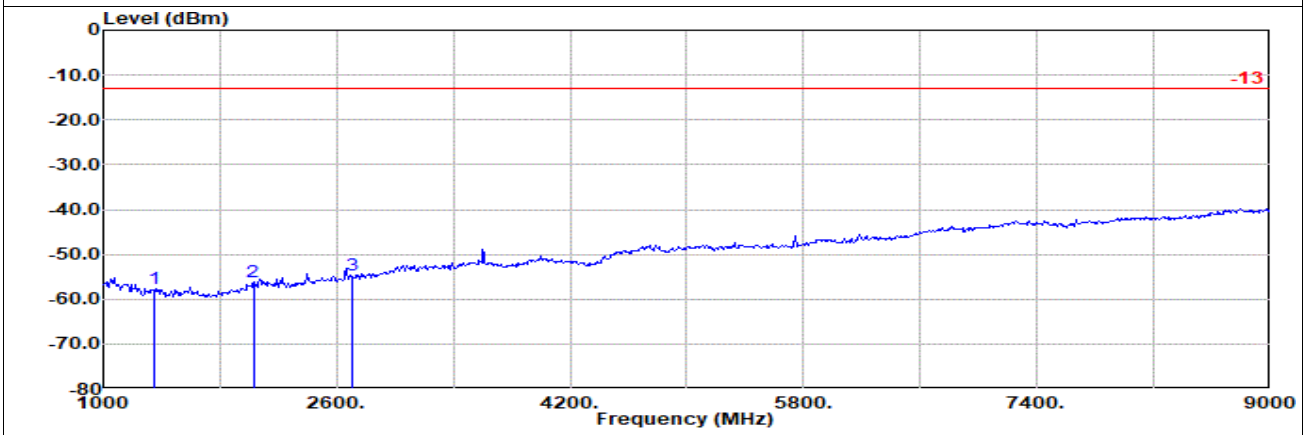


```
Site      : 03CH12-HY
Condition: -13 3m 9120D-02114-230731 Vertical
          : NR SA n71 20M Ch136100 1RB1 BPSK
```

	Freq	Level	Detector	Ant Factor	Amp\Cbl	Filter	EIRPCF	Reading	Limit	Margin	Pol
	MHz	dBm		dB/m	dB	dB	dB	dBuV	dBm	dB	
1	1352.00	-57.65	RMS	25.86	-28.29	0.98	-95.23	39.03	-13.00	-44.65	Vertical
2	2028.00	-56.20	RMS	27.18	-26.73	0.71	-95.23	37.87	-13.00	-43.20	Vertical
3	2705.00	-54.61	RMS	28.45	-25.77	0.61	-95.23	37.33	-13.00	-41.61	Vertical

Ant. 4

Part 27N Mode 2

NR SA n71 10M Ch138600 1RB1 BPSK

H

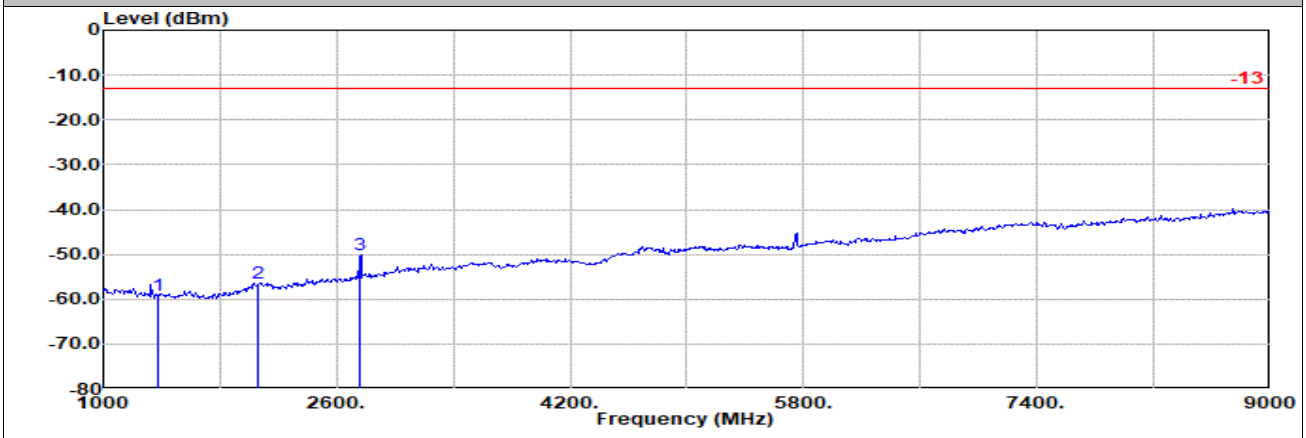

Site : 03CH12-HY
Condition: -13 3m 9120D-02114-230731 Horizontal
: NR SA n71 20M Ch138600 1RB1 BPSK

	Freq	Level	Detector	Ant Factor	Amp\Cbl	Filter	EIRPCF	Reading	Limit	Margin	Pol
	MHz	dBm		dB/m	dB	dB	dB	dBuV	dBm	dB	
1	1377.00	-59.10	RMS	25.70	-28.22	0.92	-95.23	37.73	-13.00	-46.10	Horizontal
2	2066.00	-56.34	RMS	27.26	-26.67	0.71	-95.23	37.59	-13.00	-43.34	Horizontal
3	2755.00	-50.20	RMS	28.50	-25.60	0.60	-95.23	41.53	-13.00	-37.20	Horizontal

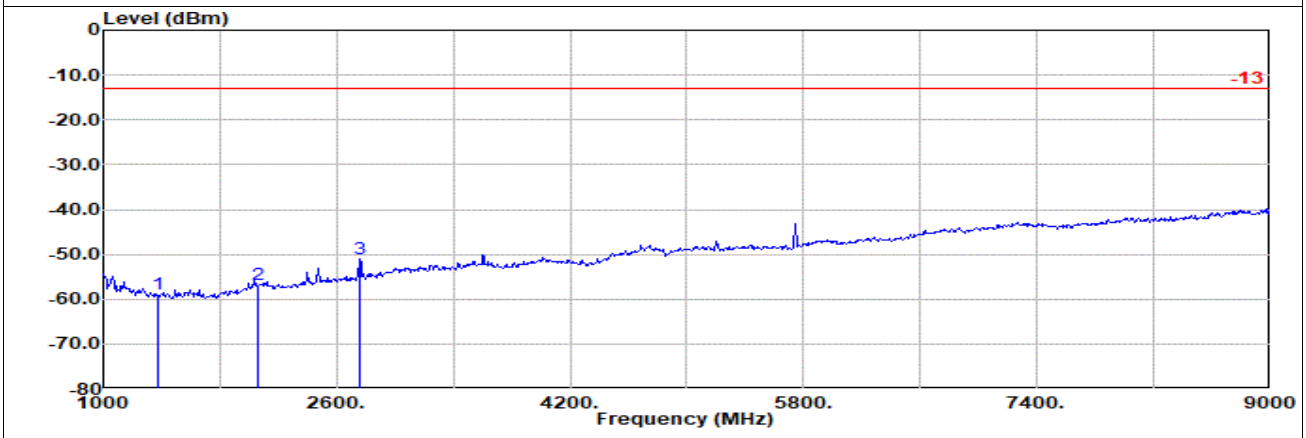

Site : 03CH12-HY
Condition: -13 3m 9120D-02114-230731 Vertical
: NR SA n71 20M Ch138600 1RB1 BPSK

	Freq	Level	Detector	Ant Factor	Amp\Cbl	Filter	EIRPCF	Reading	Limit	Margin	Pol
	MHz	dBm		dB/m	dB	dB	dB	dBuV	dBm	dB	
1	1377.00	-58.95	RMS	25.70	-28.22	0.92	-95.23	37.88	-13.00	-45.95	Vertical
2	2066.00	-56.76	RMS	27.26	-26.67	0.71	-95.23	37.17	-13.00	-43.76	Vertical
3	2755.00	-51.04	RMS	28.50	-25.60	0.60	-95.23	40.69	-13.00	-38.04	Vertical

Ant. 4

Part 27M Mode 2

NR SA n41 50M Ch504204 1RB1 BPSK (HPUE)

L

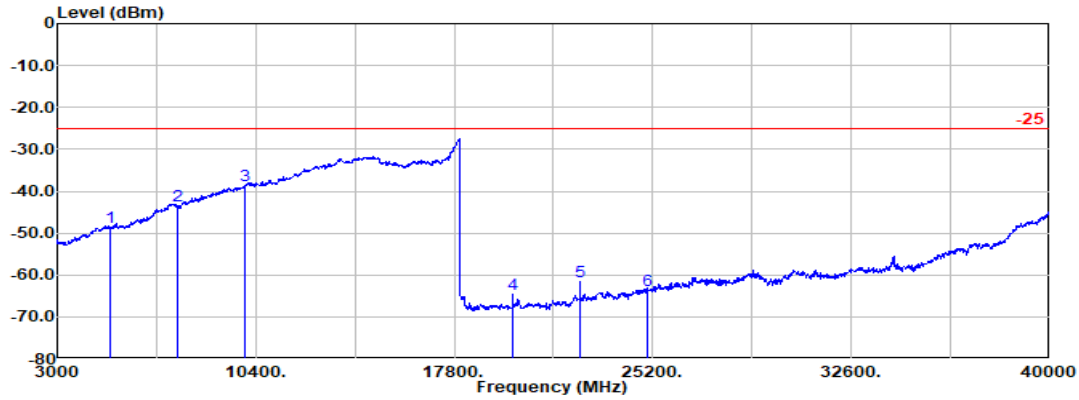

Site : 03CH12-HY
Condition: -25 1m SHF_1224_230710 Horizontal
: NR SA n41 50M Ch504204 1RB1 BPSK

	Freq	Level	Detector	Ant Factor	Amp\Cbl	Filter	EIRPCF	Reading	Limit	Margin	Pol
	MHz	dBm		dB/m	dB	dB	dB	dBuV	dBm	dB	
1	4998.00	-48.69	RMS	33.19	-23.35	0.63	-95.23	36.07	-25.00	-23.69	Horizontal
2	7496.00	-43.52	RMS	36.52	-20.86	0.70	-95.23	35.35	-25.00	-18.52	Horizontal
3	9995.00	-38.55	RMS	38.58	-18.43	0.78	-95.23	35.75	-25.00	-13.55	Horizontal
4	19990.00	-64.52	RMS	37.62	-30.75	-9.54	-95.23	33.38	-25.00	-39.52	Horizontal
5	22489.00	-61.55	RMS	38.38	-29.16	-9.54	-95.23	34.00	-25.00	-36.55	Horizontal
6	24988.00	-63.69	RMS	39.45	-26.79	-9.54	-95.23	28.42	-25.00	-38.69	Horizontal

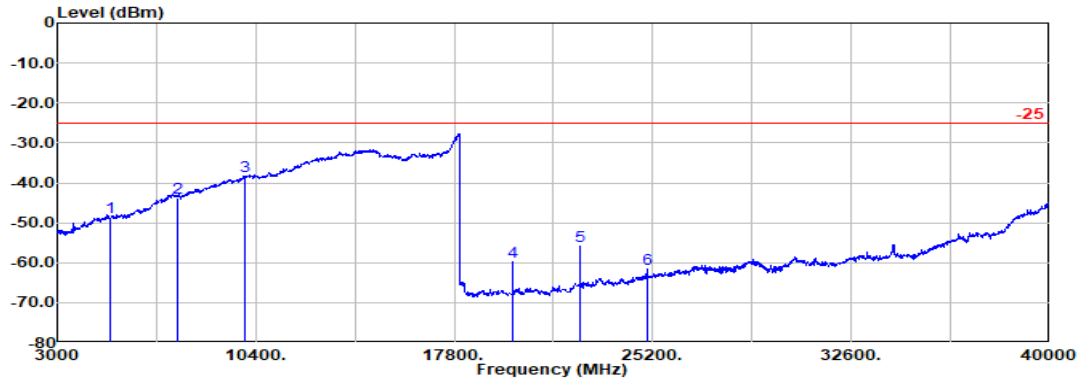

Site : 03CH12-HY
Condition: -25 1m SHF_1224_230710 Vertical
: NR SA n41 50M Ch504204 1RB1 BPSK

	Freq	Level	Detector	Ant Factor	Amp\Cbl	Filter	EIRPCF	Reading	Limit	Margin	Pol
	MHz	dBm		dB/m	dB	dB	dB	dBuV	dBm	dB	
1	4998.00	-48.67	RMS	33.19	-23.35	0.63	-95.23	36.09	-25.00	-23.67	Vertical
2	7496.00	-43.88	RMS	36.52	-20.86	0.70	-95.23	34.99	-25.00	-18.88	Vertical
3	9995.00	-38.38	RMS	38.58	-18.43	0.78	-95.23	35.92	-25.00	-13.38	Vertical
4	19990.00	-59.67	RMS	37.62	-30.75	-9.54	-95.23	38.23	-25.00	-34.67	Vertical
5	22489.00	-55.72	RMS	38.38	-29.16	-9.54	-95.23	39.83	-25.00	-30.72	Vertical
6	24988.00	-61.71	RMS	39.45	-26.79	-9.54	-95.23	30.40	-25.00	-36.71	Vertical

Ant. 3

Part 27M Mode 2
NR SA n41 50M Ch518598 1RB1 BPSK (HPUE)
M

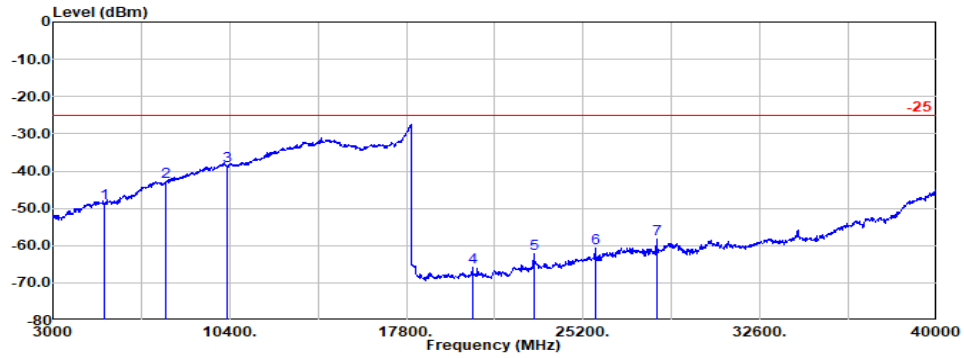

Site : 03CH12-HY
Condition: -25 1m SHF_1224_230710 Horizontal
: NR SA n41 50M Ch518598 1RB1 BPSK

	Freq	Level	Detector	Ant Factor	Amp\Cbl	Filter	EIRPCF	Reading	Limit	Margin	Pol
	MHz	dBm		dB/m	dB	dB	dB	dBuV	dBm	dB	
1	5142.00	-48.59	RMS	33.25	-23.03	0.69	-95.23	35.73	-25.00	-23.59	Horizontal
2	7712.00	-42.98	RMS	36.72	-20.94	0.81	-95.23	35.66	-25.00	-17.98	Horizontal
3	10283.00	-38.70	RMS	38.83	-18.34	0.78	-95.23	35.26	-25.00	-13.70	Horizontal
4	20566.00	-65.91	RMS	38.00	-30.05	-9.54	-95.23	30.91	-25.00	-40.91	Horizontal
5	23137.00	-62.28	RMS	38.85	-28.35	-9.54	-95.23	31.99	-25.00	-37.28	Horizontal
6	25708.00	-60.77	RMS	39.08	-25.89	-9.54	-95.23	30.81	-25.00	-35.77	Horizontal
7	28278.00	-58.20	RMS	39.86	-25.55	-9.54	-95.23	32.26	-25.00	-33.20	Horizontal

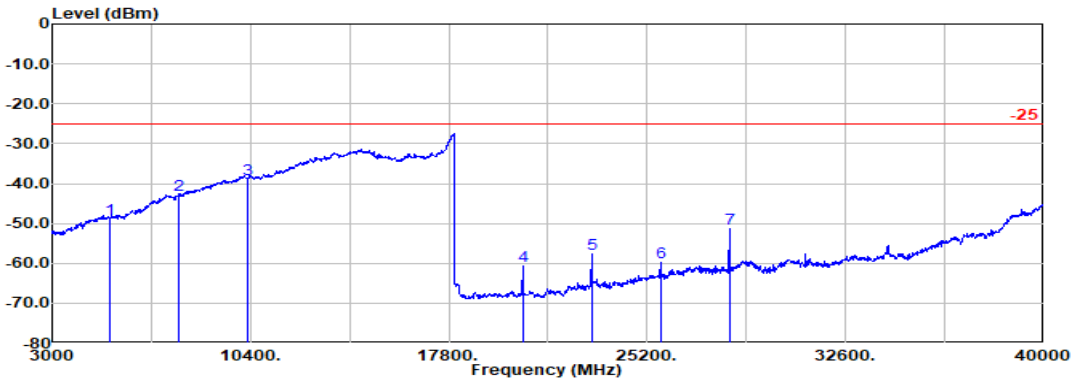

Site : 03CH12-HY
Condition: -25 1m SHF_1224_230710 Vertical
: NR SA n41 50M Ch518598 1RB1 BPSK

	Freq	Level	Detector	Ant Factor	Amp\Cbl	Filter	EIRPCF	Reading	Limit	Margin	Pol
	MHz	dBm		dB/m	dB	dB	dB	dBuV	dBm	dB	
1	5142.00	-48.76	RMS	33.25	-23.03	0.69	-95.23	35.56	-25.00	-23.76	Vertical
2	7712.00	-42.74	RMS	36.72	-20.94	0.81	-95.23	35.90	-25.00	-17.74	Vertical
3	10283.00	-38.83	RMS	38.83	-18.34	0.78	-95.23	35.13	-25.00	-13.83	Vertical
4	20566.00	-60.75	RMS	38.00	-30.05	-9.54	-95.23	36.07	-25.00	-35.75	Vertical
5	23137.00	-57.63	RMS	38.85	-28.35	-9.54	-95.23	36.64	-25.00	-32.63	Vertical
6	25708.00	-59.85	RMS	39.08	-25.89	-9.54	-95.23	31.73	-25.00	-34.85	Vertical
7	28278.00	-51.20	RMS	39.86	-25.55	-9.54	-95.23	39.26	-25.00	-26.20	Vertical

Ant. 3

Part 27M Mode 2
NR SA n41 50M Ch532998 1RB1 BPSK (HPUE)
H

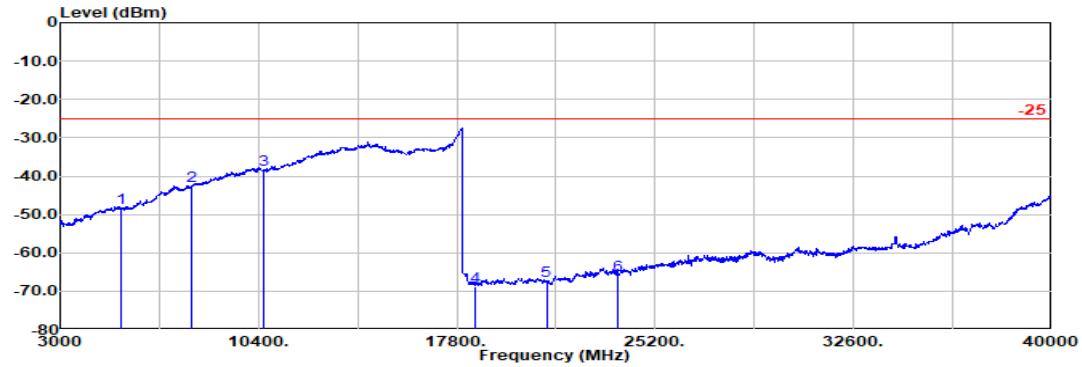

Site : 03CH12-HY
Condition: -25 1m SHF_1224_230710 Horizontal
: NR SA n41 50M Ch532998 1RB1 BPSK

	Freq	Level	Detector	Ant Factor	Amp\Cb l	Filter	EIRPCF	Reading	Limit	Margin	Pol
	MHz	dBm		dB/m	dB	dB	dB	dBuV	dBm	dB	
1	5286.00	-48.41	RMS	33.20	-22.39	0.74	-95.23	35.27	-25.00	-23.41	Horizontal
2	7928.00	-42.60	RMS	37.16	-20.78	0.92	-95.23	35.33	-25.00	-17.60	Horizontal
3	10571.00	-38.26	RMS	39.08	-18.16	0.77	-95.23	35.28	-25.00	-13.26	Horizontal
4	18499.00	-68.82	RMS	37.70	-32.26	-9.54	-95.23	30.51	-25.00	-43.82	Horizontal
5	21142.00	-67.39	RMS	38.40	-30.15	-9.54	-95.23	29.13	-25.00	-42.39	Horizontal
6	23784.00	-65.89	RMS	38.64	-28.12	-9.54	-95.23	28.36	-25.00	-40.89	Horizontal

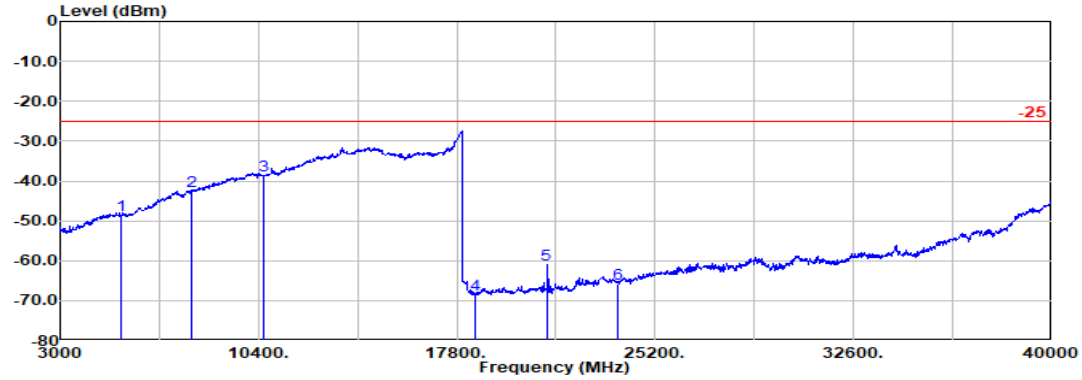

Site : 03CH12-HY
Condition: -25 1m SHF_1224_230710 Vertical
: NR SA n41 50M Ch532998 1RB1 BPSK

	Freq	Level	Detector	Ant Factor	Amp\Cb l	Filter	EIRPCF	Reading	Limit	Margin	Pol
	MHz	dBm		dB/m	dB	dB	dB	dBuV	dBm	dB	
1	5286.00	-48.57	RMS	33.20	-22.39	0.74	-95.23	35.11	-25.00	-23.57	Vertical
2	7928.00	-42.63	RMS	37.16	-20.78	0.92	-95.23	35.30	-25.00	-17.63	Vertical
3	10571.00	-38.50	RMS	39.08	-18.16	0.77	-95.23	35.04	-25.00	-13.50	Vertical
4	18499.00	-68.67	RMS	37.70	-32.26	-9.54	-95.23	30.66	-25.00	-43.67	Vertical
5	21142.00	-60.95	RMS	38.40	-30.15	-9.54	-95.23	35.57	-25.00	-35.95	Vertical
6	23784.00	-65.75	RMS	38.64	-28.12	-9.54	-95.23	28.50	-25.00	-40.75	Vertical

Ant. 4

Part 27M Mode 3
NR SA n41 20M Ch501204 1RB1 BPSK (MIMO)
L

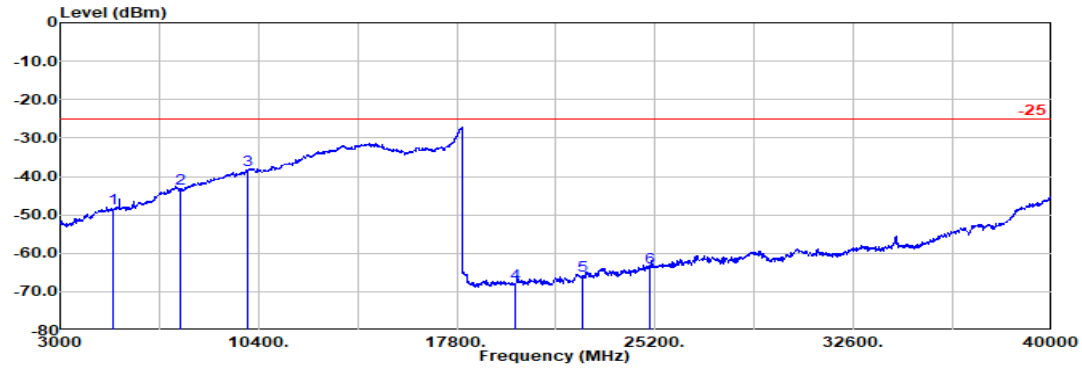

Site : 03CH12-HY
Condition: -25 1m SHF_1224_230710 Horizontal
: NR SA n41 20M Ch501204 1RB1 QPSK

	Freq	Level	Detector	Ant Factor	Amp\Cb l	Filter	EIRPCF	Reading	Limit	Margin	Pol
	MHz	dBm		dB/m	dB	dB	dB	dBuV	dBm	dB	
1	4994.00	-48.39	RMS	33.16	-23.32	0.63	-95.23	36.37	-25.00	-23.39	Horizontal
2	7491.00	-43.24	RMS	36.54	-20.85	0.70	-95.23	35.60	-25.00	-18.24	Horizontal
3	9989.00	-38.31	RMS	38.56	-18.45	0.78	-95.23	36.03	-25.00	-13.31	Horizontal
4	19978.00	-67.94	RMS	37.64	-30.75	-9.54	-95.23	29.94	-25.00	-42.94	Horizontal
5	22476.00	-65.92	RMS	38.35	-29.16	-9.54	-95.23	29.66	-25.00	-40.92	Horizontal
6	24973.00	-63.79	RMS	39.39	-26.80	-9.54	-95.23	28.39	-25.00	-38.79	Horizontal

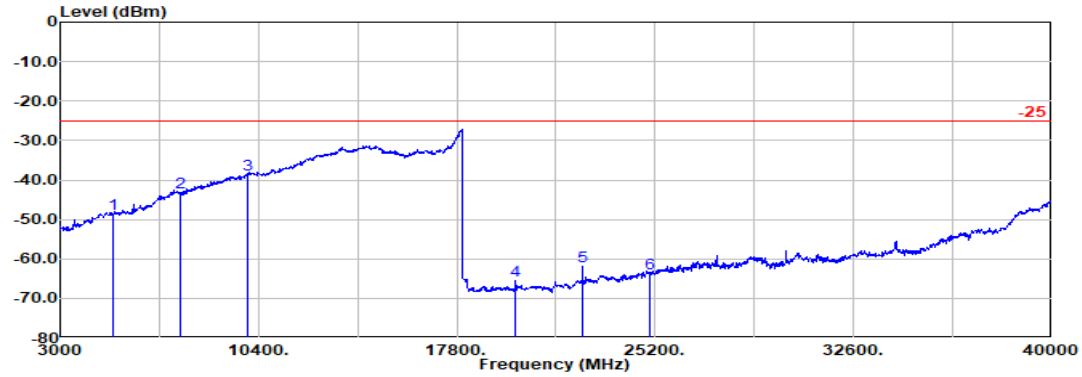

Site : 03CH12-HY
Condition: -25 1m SHF_1224_230710 Vertical
: NR SA n41 20M Ch501204 1RB1 QPSK

	Freq	Level	Detector	Ant Factor	Amp\Cb l	Filter	EIRPCF	Reading	Limit	Margin	Pol
	MHz	dBm		dB/m	dB	dB	dB	dBuV	dBm	dB	
1	4994.00	-48.55	RMS	33.16	-23.32	0.63	-95.23	36.21	-25.00	-23.55	Vertical
2	7491.00	-43.09	RMS	36.54	-20.85	0.70	-95.23	35.75	-25.00	-18.09	Vertical
3	9989.00	-38.53	RMS	38.56	-18.45	0.78	-95.23	35.81	-25.00	-13.53	Vertical
4	19978.00	-65.63	RMS	37.64	-30.75	-9.54	-95.23	32.25	-25.00	-40.63	Vertical
5	22476.00	-61.87	RMS	38.35	-29.16	-9.54	-95.23	33.71	-25.00	-36.87	Vertical
6	24973.00	-63.64	RMS	39.39	-26.80	-9.54	-95.23	28.54	-25.00	-38.64	Vertical

Ant. 4

Part 27M Mode 3
NR SA n41 20M Ch518598 1RB1 BPSK (MIMO)
M

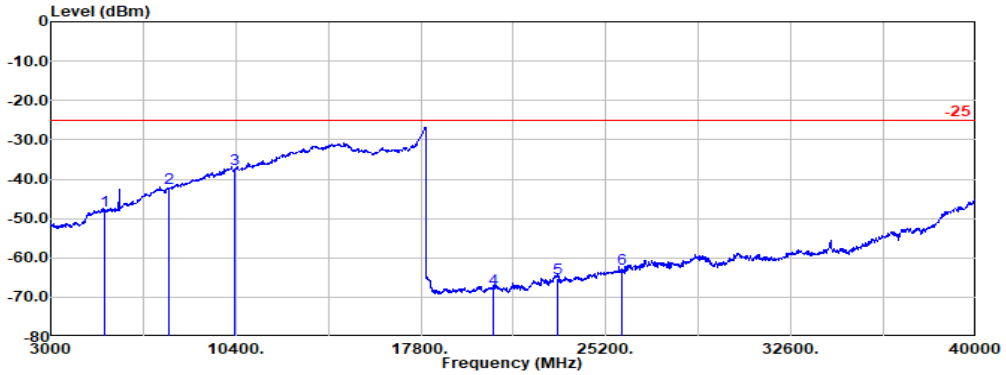

Site : 03CH12-HY
Condition: -25 1m SHF_1224_230710 Horizontal
: NR SA n41 20M Ch518598 1RB1 QPSK

	Freq	Level	Detector	Ant Factor	Amp\Cb l	Filter	EIRPCF	Reading	Limit	Margin	Pol
	MHz	dBm		dB/m	dB	dB	dB	dBuV	dBm	dB	
1	5168.00	-48.12	RMS	33.16	-22.97	0.70	-95.23	36.22	-25.00	-23.12	Horizontal
2	7752.00	-42.39	RMS	36.81	-20.95	0.83	-95.23	36.15	-25.00	-17.39	Horizontal
3	10337.00	-37.51	RMS	39.02	-18.32	0.78	-95.23	36.24	-25.00	-12.51	Horizontal
4	20674.00	-67.90	RMS	38.05	-30.12	-9.54	-95.23	28.94	-25.00	-42.90	Horizontal
5	23258.00	-65.36	RMS	39.14	-28.32	-9.54	-95.23	28.59	-25.00	-40.36	Horizontal
6	25843.00	-62.86	RMS	39.36	-25.82	-9.54	-95.23	28.37	-25.00	-37.86	Horizontal

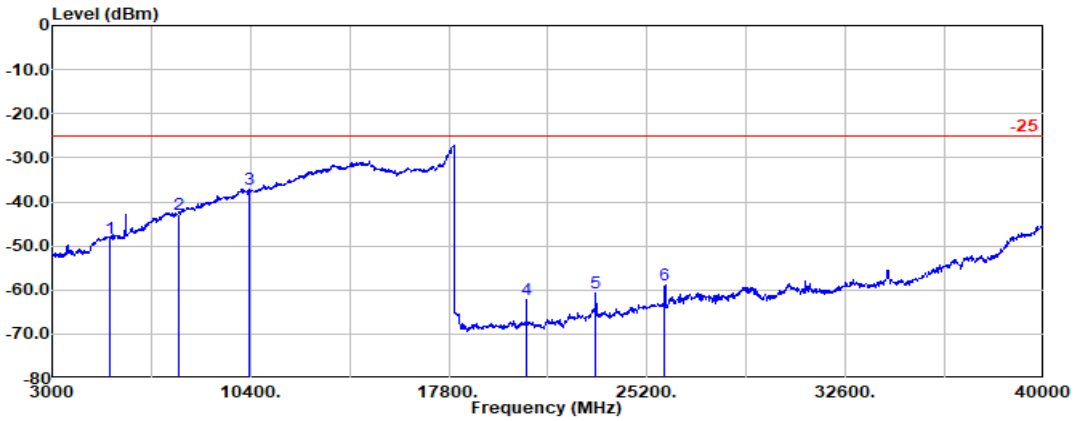

Site : 03CH12-HY
Condition: -25 1m SHF_1224_230710 Vertical
: NR SA n41 20M Ch518598 1RB1 QPSK

	Freq	Level	Detector	Ant Factor	Amp\Cb l	Filter	EIRPCF	Reading	Limit	Margin	Pol
	MHz	dBm		dB/m	dB	dB	dB	dBuV	dBm	dB	
1	5168.00	-48.16	RMS	33.16	-22.97	0.70	-95.23	36.18	-25.00	-23.16	Vertical
2	7752.00	-42.76	RMS	36.81	-20.95	0.83	-95.23	35.78	-25.00	-17.76	Vertical
3	10337.00	-37.02	RMS	39.02	-18.32	0.78	-95.23	36.73	-25.00	-12.02	Vertical
4	20674.00	-62.06	RMS	38.05	-30.12	-9.54	-95.23	34.78	-25.00	-37.06	Vertical
5	23258.00	-60.53	RMS	39.14	-28.32	-9.54	-95.23	33.42	-25.00	-35.53	Vertical
6	25843.00	-58.82	RMS	39.36	-25.82	-9.54	-95.23	32.41	-25.00	-33.82	Vertical

Ant. 4

Part 27M Mode 3
NR SA n41 20M Ch535998 1RB1 BPSK (MIMO)
H

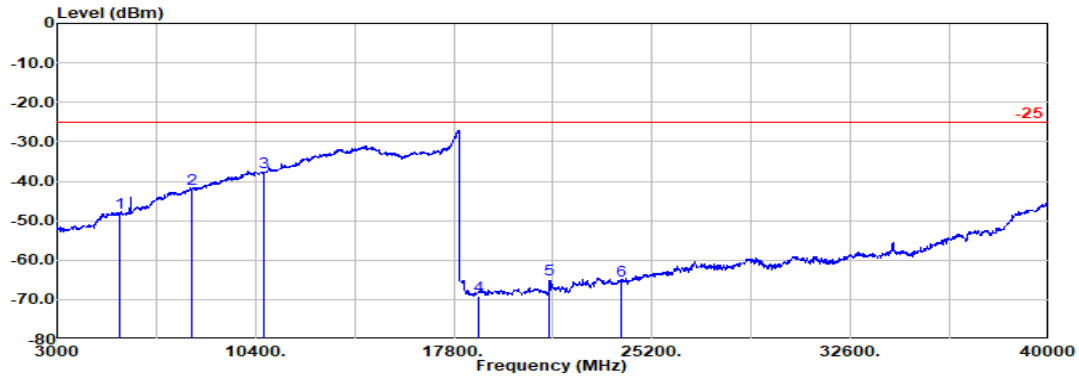

Site : 03CH12-HY
Condition: -25 1m SHF_1224_230710 Horizontal
: NR SA n41 20M Ch535998 1RB1 QPSK

	Freq	Level	Detector	Ant Factor	Amp\Cb l	Filter	EIRPCF	Readin g	Limit	Margin	Pol
	MHz	dBm		dB/m	dB	dB	dB	dBuV	dBm	dB	
1	5343.00	-48.04	RMS	33.20	-22.05	0.76	-95.23	35.28	-25.00	-23.04	Horizontal
2	8014.00	-41.99	RMS	37.30	-20.66	0.95	-95.23	35.65	-25.00	-16.99	Horizontal
3	10685.00	-37.59	RMS	39.30	-17.99	0.77	-95.23	35.56	-25.00	-12.59	Horizontal
4	18699.00	-68.99	RMS	37.71	-32.01	-9.54	-95.23	30.08	-25.00	-43.99	Horizontal
5	21370.00	-65.02	RMS	37.98	-29.88	-9.54	-95.23	31.65	-25.00	-40.02	Horizontal
6	24041.00	-65.12	RMS	38.88	-27.95	-9.54	-95.23	28.72	-25.00	-40.12	Horizontal

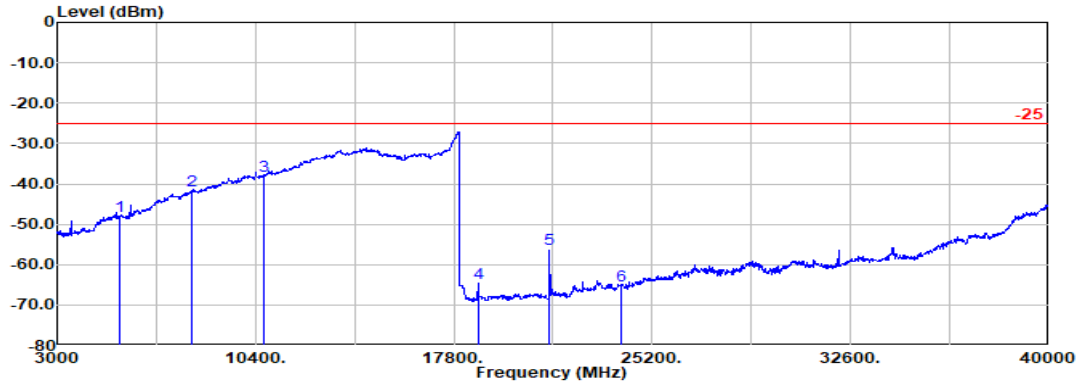

Site : 03CH12-HY
Condition: -25 1m SHF_1224_230710 Vertical
: NR SA n41 20M Ch535998 1RB1 QPSK

	Freq	Level	Detector	Ant Factor	Amp\Cb l	Filter	EIRPCF	Readin g	Limit	Margin	Pol
	MHz	dBm		dB/m	dB	dB	dB	dBuV	dBm	dB	
1	5343.00	-48.03	RMS	33.20	-22.05	0.76	-95.23	35.29	-25.00	-23.03	Vertical
2	8014.00	-41.71	RMS	37.30	-20.66	0.95	-95.23	35.93	-25.00	-16.71	Vertical
3	10685.00	-38.11	RMS	39.30	-17.99	0.77	-95.23	35.04	-25.00	-13.11	Vertical
4	18699.00	-64.52	RMS	37.71	-32.01	-9.54	-95.23	34.55	-25.00	-39.52	Vertical
5	21370.00	-56.22	RMS	37.98	-29.88	-9.54	-95.23	40.45	-25.00	-31.22	Vertical
6	24041.00	-65.34	RMS	38.88	-27.95	-9.54	-95.23	28.50	-25.00	-40.34	Vertical

Ant. 4

Part 27L Mode 3

NR SA n66 20M Ch344000 1RB1 BPSK

L

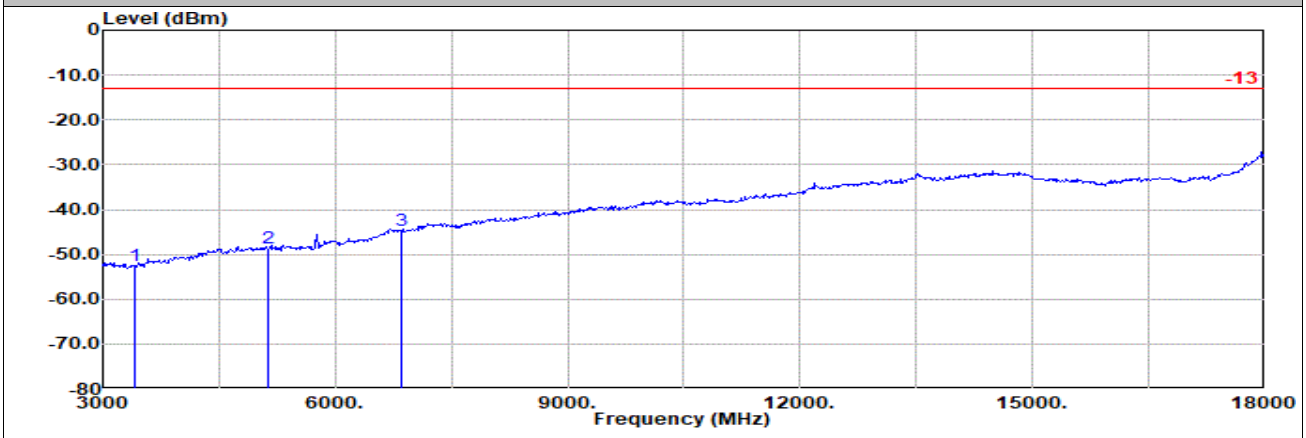

Site : 03CH12-HY
Condition: -13 3m 9120D-02114-230731 Horizontal
: NR SA n66 20M Ch344000 1RB1 BPSK

	Freq	Level	Detector	Ant Factor	Amp\Cb l	Filter	EIRPCF	Readin g	Limit	Margin	Pol
	MHz	dBm		dB/m	dB	dB	dB	dBuV	dBm	dB	
1	3423.00	-52.40	RMS	29.75	-24.00	1.20	-95.23	35.88	-13.00	-39.40	Horizontal
2	5134.00	-48.50	RMS	33.30	-23.05	0.68	-95.23	35.80	-13.00	-35.50	Horizontal
3	6845.00	-44.66	RMS	36.19	-21.34	0.73	-95.23	34.99	-13.00	-31.66	Horizontal

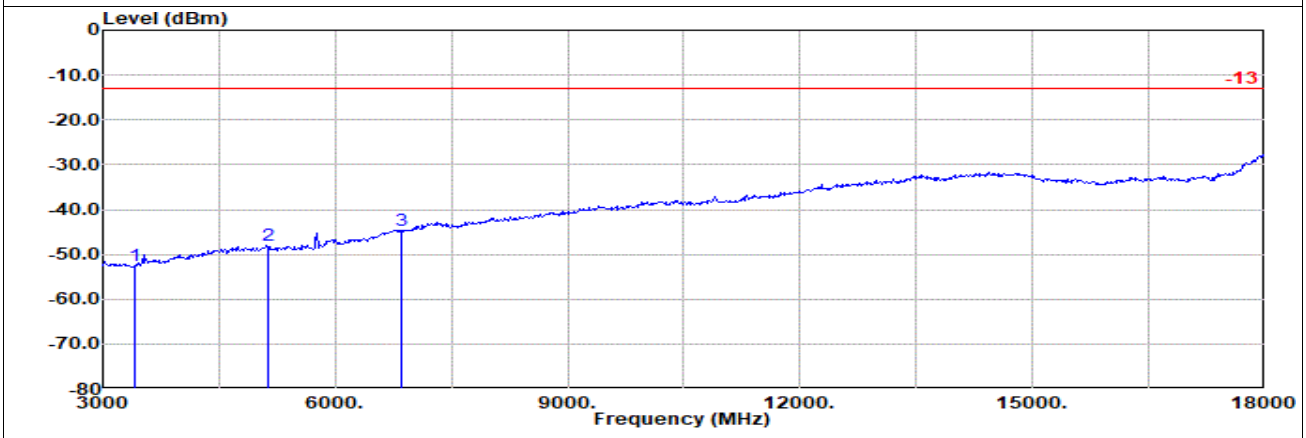

Site : 03CH12-HY
Condition: -13 3m 9120D-02114-230731 Vertical
: NR SA n66 20M Ch344000 1RB1 BPSK

	Freq	Level	Detector	Ant Factor	Amp\Cb l	Filter	EIRPCF	Readin g	Limit	Margin	Pol
	MHz	dBm		dB/m	dB	dB	dB	dBuV	dBm	dB	
1	3423.00	-52.38	RMS	29.75	-24.00	1.20	-95.23	35.90	-13.00	-39.38	Vertical
2	5134.00	-48.09	RMS	33.30	-23.05	0.68	-95.23	36.21	-13.00	-35.09	Vertical
3	6845.00	-44.58	RMS	36.19	-21.34	0.73	-95.23	35.07	-13.00	-31.58	Vertical

Ant. 4

Part 27L Mode 3

NR SA n66 20M Ch349000 1RB1 BPSK

M

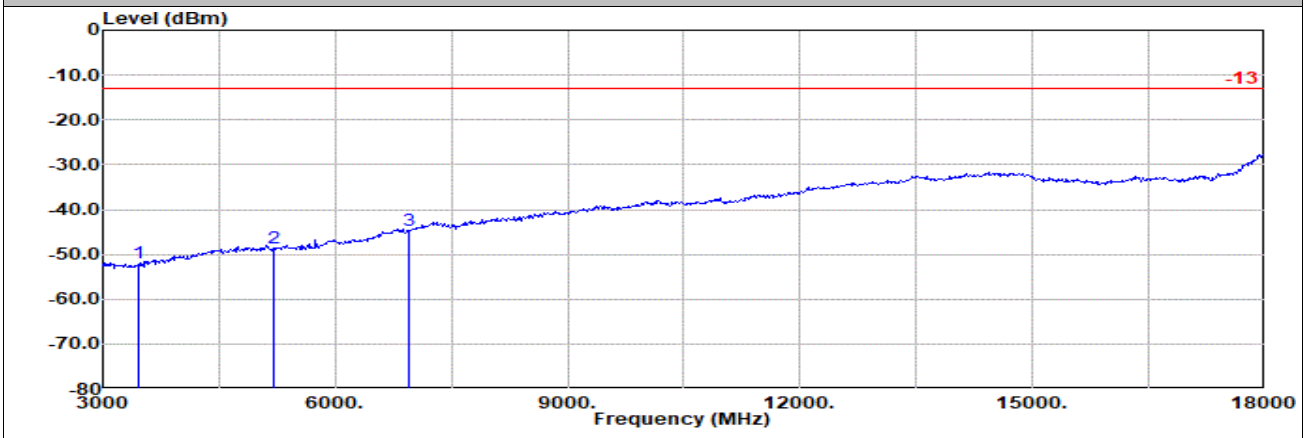

Site : 03CH12-HY
Condition: -13 3m 9120D-02114-230731 Horizontal
: NR SA n66 20M Ch349000 1RB1 BPSK

	Freq	Level	Detector	Ant Factor	Amp\Cb l	Filter	EIRPCF	Readin g	Limit	Margin	Pol
	MHz	dBm		dB/m	dB	dB	dB	dBuV	dBm	dB	
1	3472.00	-51.98	RMS	29.71	-23.68	1.21	-95.23	36.01	-13.00	-38.98	Horizontal
2	5208.00	-48.46	RMS	33.12	-22.84	0.71	-95.23	35.78	-13.00	-35.46	Horizontal
3	6945.00	-44.63	RMS	36.00	-21.29	0.71	-95.23	35.18	-13.00	-31.63	Horizontal

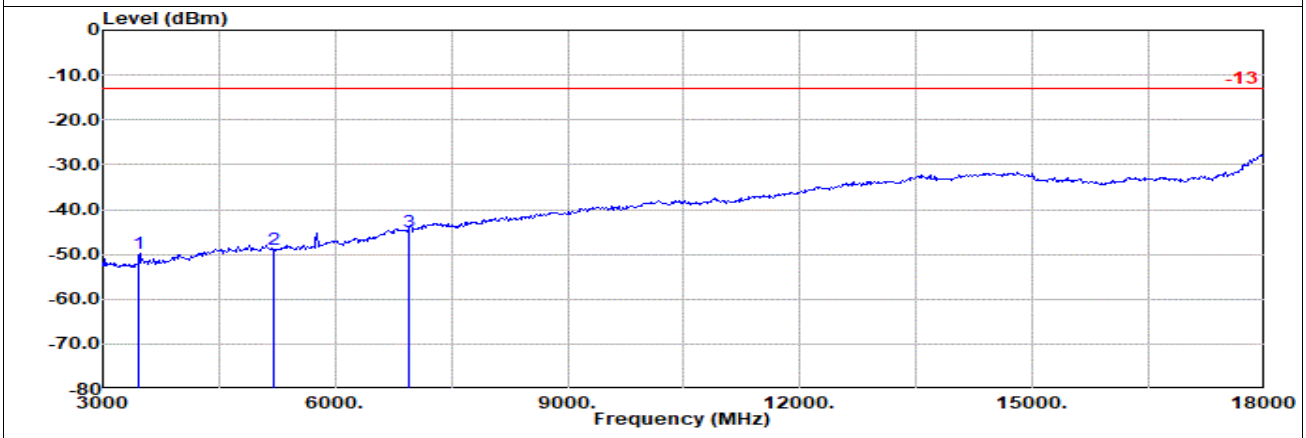

Site : 03CH12-HY
Condition: -13 3m 9120D-02114-230731 Vertical
: NR SA n66 20M Ch349000 1RB1 BPSK

	Freq	Level	Detector	Ant Factor	Amp\Cb l	Filter	EIRPCF	Readin g	Limit	Margin	Pol
	MHz	dBm		dB/m	dB	dB	dB	dBuV	dBm	dB	
1	3472.00	-49.77	RMS	29.71	-23.68	1.21	-95.23	38.22	-13.00	-36.77	Vertical
2	5208.00	-48.80	RMS	33.12	-22.84	0.71	-95.23	35.44	-13.00	-35.80	Vertical
3	6945.00	-44.94	RMS	36.00	-21.29	0.71	-95.23	34.87	-13.00	-31.94	Vertical

Ant. 4

Part 27L Mode 3
NR SA n66 20M Ch354000 1RB1 BPSK
H

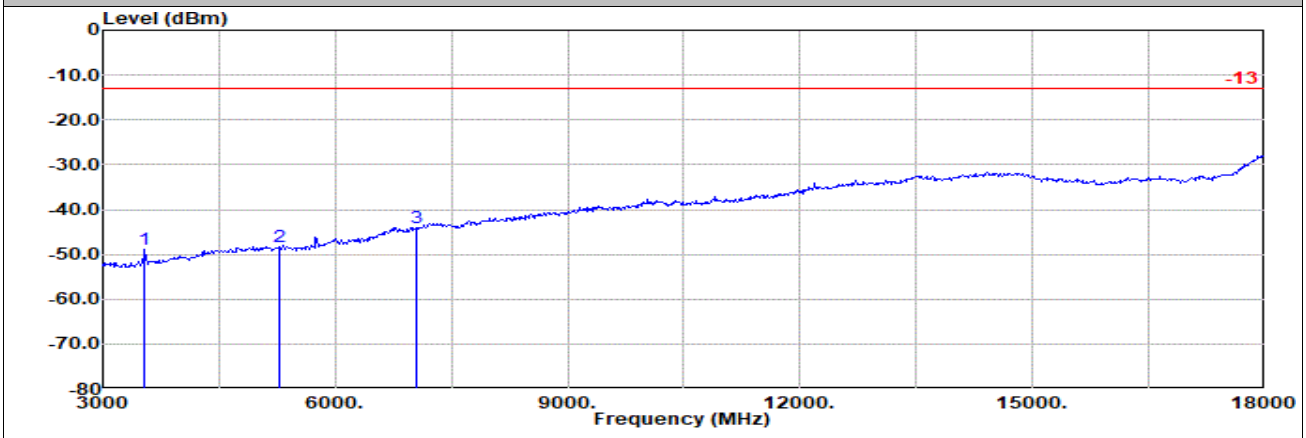

Site : 03CH12-HY
Condition: -13 3m 9120D-02114-230731 Horizontal
: NR SA n66 20M Ch354000 1RB1 BPSK

	Freq	Level	Detector	Ant Factor	Amp\Cb l	Filter	EIRPCF	Readin g	Limit	Margin	Pol
	MHz	dBm		dB/m	dB	dB	dB	dBuV	dBm	dB	
1	3523.00	-49.05	RMS	29.60	-23.43	1.22	-95.23	38.79	-13.00	-36.05	Horizontal
2	5284.00	-48.19	RMS	33.20	-22.40	0.74	-95.23	35.50	-13.00	-35.19	Horizontal
3	7045.00	-44.02	RMS	36.28	-21.27	0.70	-95.23	35.50	-13.00	-31.02	Horizontal

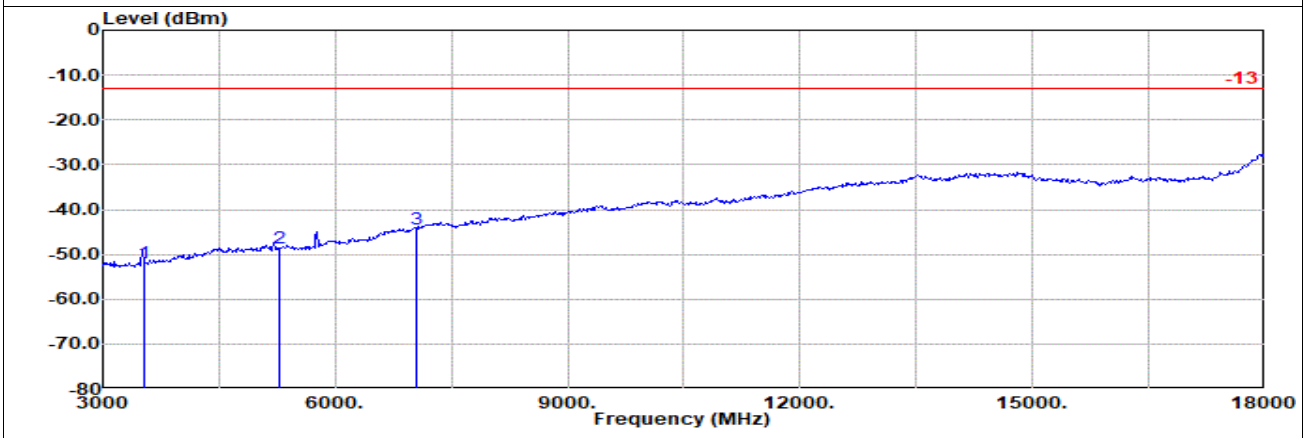

Site : 03CH12-HY
Condition: -13 3m 9120D-02114-230731 Vertical
: NR SA n66 20M Ch354000 1RB1 BPSK

	Freq	Level	Detector	Ant Factor	Amp\Cb l	Filter	EIRPCF	Readin g	Limit	Margin	Pol
	MHz	dBm		dB/m	dB	dB	dB	dBuV	dBm	dB	
1	3523.00	-51.86	RMS	29.60	-23.43	1.22	-95.23	35.98	-13.00	-38.86	Vertical
2	5284.00	-48.48	RMS	33.20	-22.40	0.74	-95.23	35.21	-13.00	-35.48	Vertical
3	7045.00	-44.39	RMS	36.28	-21.27	0.70	-95.23	35.13	-13.00	-31.39	Vertical

Ant. 4

Part 27L Mode 4
EN-DC B5+n66 10M + 40M Ch20525 1RB0 QPSK + Ch346000 1RB1 BPSK
M

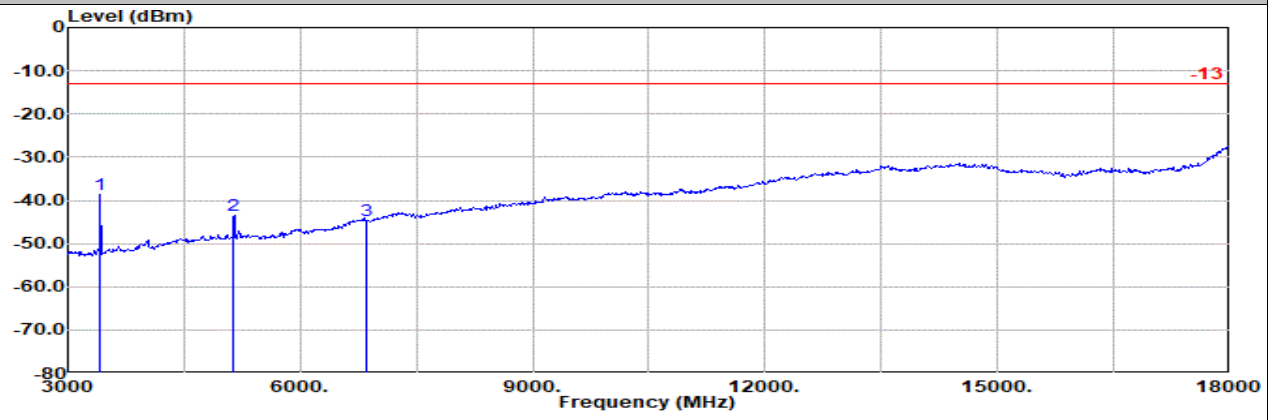

Site : 03CH12-HY
Condition: -13 3m 9120D-02114-230731 Horizontal
: LTE Band 5 10M Ch20525 1RB0 QPSK
: NR SA n66 40M Ch346000 1RB1 BPSK

	Freq	Level	Detector	Ant Factor	Amp\Cbl	Filter	EIRPCF	Reading	Limit	Margin	Pol
	MHz	dBm		dB/m	dB	dB	dB	dBuV	dBm	dB	
1	3424.00	-38.69	RMS	29.75	-24.00	1.20	-95.23	49.59	-13.00	-25.69	Horizontal
2	5136.00	-43.55	RMS	33.28	-23.04	0.68	-95.23	40.76	-13.00	-30.55	Horizontal
3	6849.00	-44.55	RMS	36.20	-21.33	0.73	-95.23	35.08	-13.00	-31.55	Horizontal

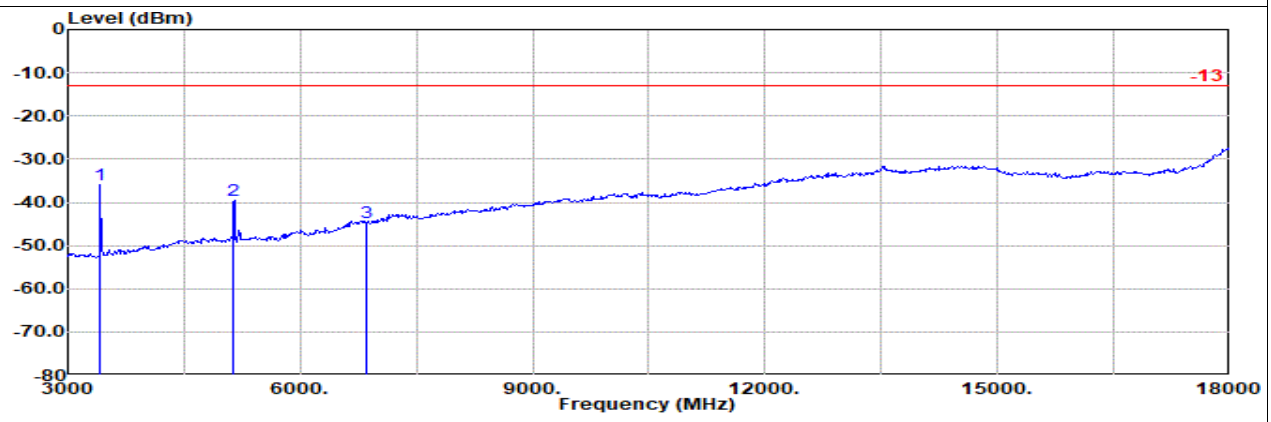

Site : 03CH12-HY
Condition: -13 3m 9120D-02114-230731 Vertical
: LTE Band 5 10M Ch20525 1RB0 QPSK
: NR SA n66 40M Ch346000 1RB1 BPSK

	Freq	Level	Detector	Ant Factor	Amp\Cbl	Filter	EIRPCF	Reading	Limit	Margin	Pol
	MHz	dBm		dB/m	dB	dB	dB	dBuV	dBm	dB	
1	3424.00	-35.88	RMS	29.75	-24.00	1.20	-95.23	52.40	-13.00	-22.88	Vertical
2	5136.00	-39.56	RMS	33.28	-23.04	0.68	-95.23	44.75	-13.00	-26.56	Vertical
3	6849.00	-44.68	RMS	36.20	-21.33	0.73	-95.23	34.95	-13.00	-31.68	Vertical

Ant. 4

Part 27L Mode 4
EN-DC B5+n66 10M + 40M Ch20525 1RB0 QPSK + Ch346000 1RB1 BPSK
M

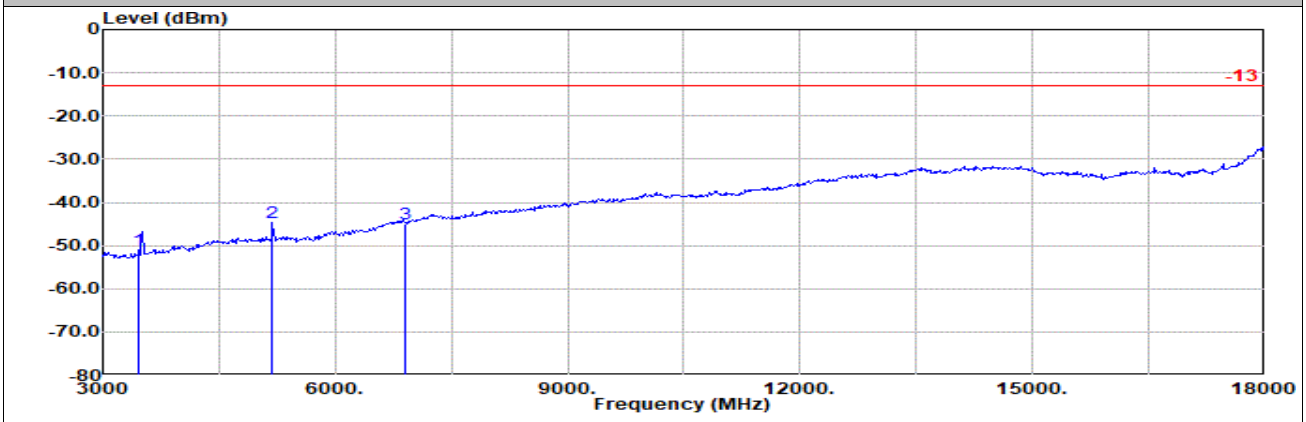

Site : 03CH12-HY
Condition: -13 3m 9120D-02114-230731 Horizontal
: LTE Band 5 10M Ch20525 1RB0 QPSK
: NR SA n66 40M Ch349000 1RB1 BPSK

	Freq	Level	Detector	Ant Factor	Amp\Cbl	Filter	EIRPCF	Reading	Limit	Margin	Pol
	MHz	dBm		dB/m	dB	dB	dB	dBuV	dBm	dB	
1	3454.00	-51.00	RMS	29.78	-23.80	1.20	-95.23	37.05	-13.00	-38.00	Horizontal
2	5181.00	-44.82	RMS	33.14	-22.94	0.70	-95.23	39.51	-13.00	-31.82	Horizontal
3	6909.00	-44.89	RMS	36.00	-21.31	0.72	-95.23	34.93	-13.00	-31.89	Horizontal

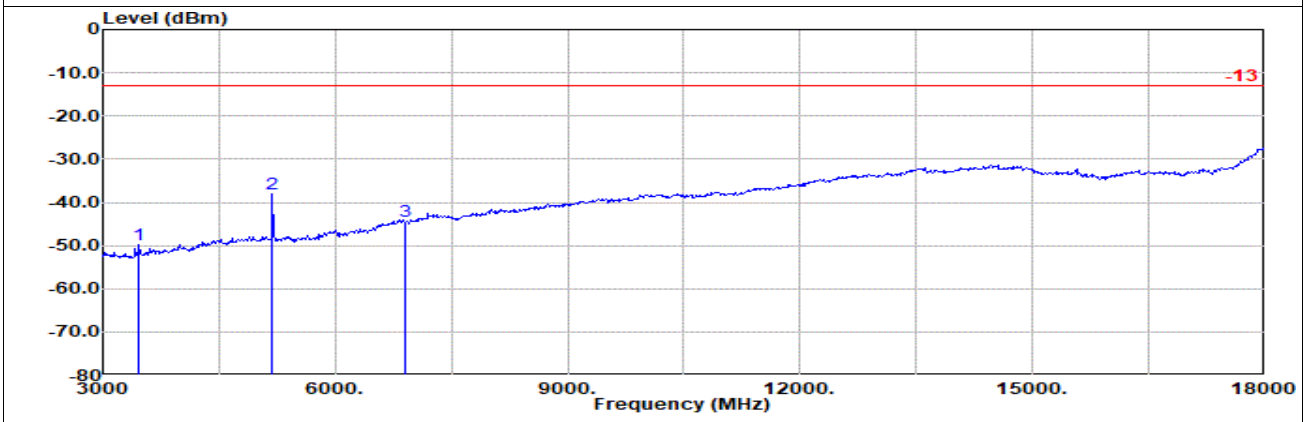

Site : 03CH12-HY
Condition: -13 3m 9120D-02114-230731 Vertical
: LTE Band 5 10M Ch20525 1RB0 QPSK
: NR SA n66 40M Ch349000 1RB1 BPSK

	Freq	Level	Detector	Ant Factor	Amp\Cbl	Filter	EIRPCF	Reading	Limit	Margin	Pol
	MHz	dBm		dB/m	dB	dB	dB	dBuV	dBm	dB	
1	3454.00	-49.80	RMS	29.78	-23.80	1.20	-95.23	38.25	-13.00	-36.80	Vertical
2	5181.00	-38.04	RMS	33.14	-22.94	0.70	-95.23	46.29	-13.00	-25.04	Vertical
3	6909.00	-44.48	RMS	36.00	-21.31	0.72	-95.23	35.34	-13.00	-31.48	Vertical

Ant. 4

Part 27L Mode 4
EN-DC B5+n66 10M + 40M Ch20525 1RB0 QPSK + Ch352000 1RB1 BPSK
H

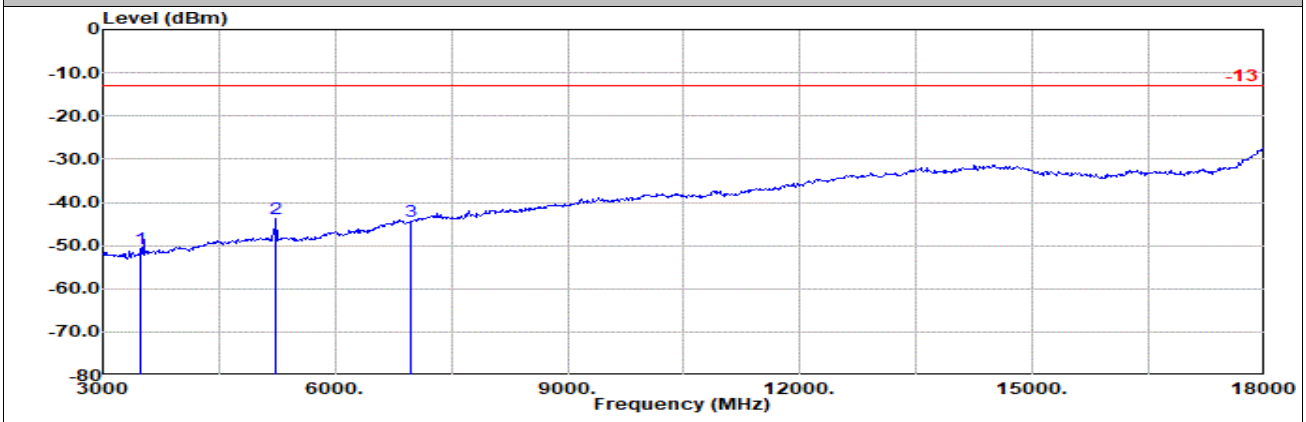

Site : 03CH12-HY
Condition: -13 3m 9120D-02114-230731 Horizontal
: LTE Band 5 10M Ch20525 1RB0 QPSK
: NR SA n66 40M Ch352000 1RB1 BPSK

	Freq	Level	Detector	Ant Factor	Amp\Cbl	Filter	EIRPCF	Reading	Limit	Margin	Pol
	MHz	dBm		dB/m	dB	dB	dB	dBuV	dBm	dB	
1	3484.00	-50.82	RMS	29.66	-23.60	1.21	-95.23	37.14	-13.00	-37.82	Horizontal
2	5226.00	-43.74	RMS	33.15	-22.74	0.72	-95.23	40.36	-13.00	-30.74	Horizontal
3	6969.00	-44.38	RMS	36.04	-21.28	0.71	-95.23	35.38	-13.00	-31.38	Horizontal

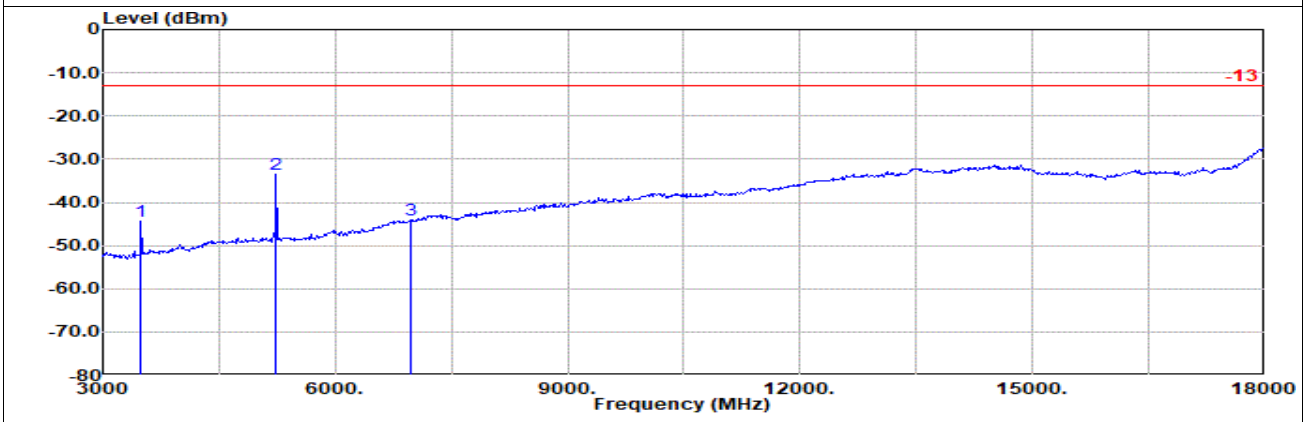

Site : 03CH12-HY
Condition: -13 3m 9120D-02114-230731 Vertical
: LTE Band 5 10M Ch20525 1RB0 QPSK
: NR SA n66 40M Ch352000 1RB1 BPSK

	Freq	Level	Detector	Ant Factor	Amp\Cbl	Filter	EIRPCF	Reading	Limit	Margin	Pol
	MHz	dBm		dB/m	dB	dB	dB	dBuV	dBm	dB	
1	3484.00	-44.40	RMS	29.66	-23.60	1.21	-95.23	43.56	-13.00	-31.40	Vertical
2	5226.00	-33.63	RMS	33.15	-22.74	0.72	-95.23	50.47	-13.00	-20.63	Vertical
3	6969.00	-44.05	RMS	36.04	-21.28	0.71	-95.23	35.71	-13.00	-31.05	Vertical

Ant. 4

Part 27M Mode 3
NR SA n41 20M Ch518598 1RB1 BPSK
M

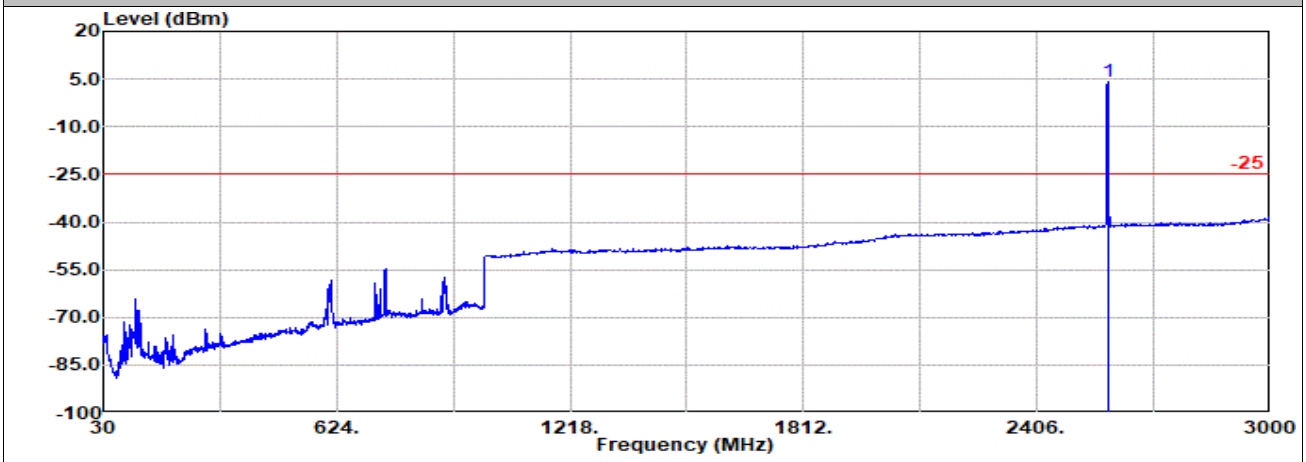

Site : 03CH12-HY
Condition: -25 3m 9120D-02114-230731 Horizontal
: NR SA n41 20M Ch518598 1RB1 QPSK

	Freq	Level	Detector	Ant Factor	Amp\Cbl	Filter	EIRPCF	Reading	Limit	Margin	Pol
	MHz	dBm		dB/m	dB	dB	dB	dBuV	dBm	dB	
1	2586.00	4.33	RMS	28.40	7.52	0.00	-95.23	63.64	-25.00	29.33	Horizontal

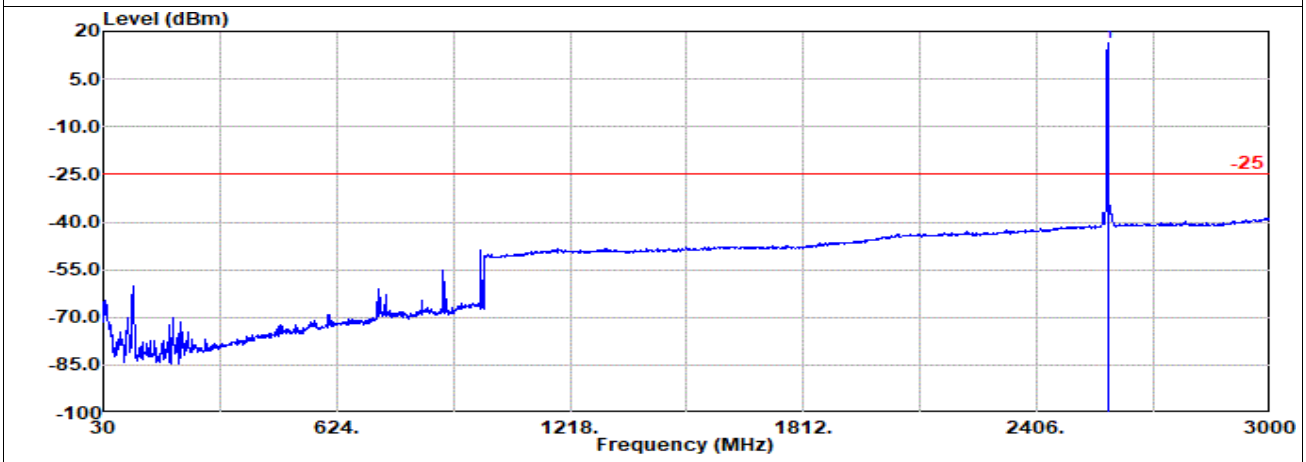

Site : 03CH12-HY
Condition: -25 3m 9120D-02114-230731 Vertical
: NR SA n41 20M Ch518598 1RB1 QPSK

	Freq	Level	Detector	Ant Factor	Amp\Cbl	Filter	EIRPCF	Reading	Limit	Margin	Pol
	MHz	dBm		dB/m	dB	dB	dB	dBuV	dBm	dB	
1	2586.00	16.18	RMS	28.40	7.52	0.00	-95.23	75.49	-25.00	41.18	Vertical

Remark: The over limit signal between 2406MHz and 3000MHz is fundamental signal which can be ignored.