n77(3700-3980) 60M DFT-s-OFDM BPSK For FCC						
Channel	Frequency (MHz)	Conducted Power (dBm)	Gain (dB)	EIRP (dBm)	EIRP (mW)	Limit (W)
648668	3730.02	22.63	0.53	23.16	207.01	1
656000	3840	22.51	0.53	23.04	201.37	1
663332	3949.98	22.58	0.53	23.11	204.64	1

n77(3700-3980) 60M DFT-s-OFDM QPSK For FCC						
Channel	Frequency (MHz)	Conducted Power (dBm)	Gain (dB)	EIRP (dBm)	EIRP (mW)	Limit (W)
648668	3730.02	22.59	0.53	23.12	205.12	1
656000	3840	22.51	0.53	23.04	201.37	1
663332	3949.98	22.6	0.53	23.13	205.59	1

n77(3700-3980) 60M DFT-s-OFDM 16QAM For FCC						
Channel	Frequency (MHz)	Conducted Power (dBm)	Gain (dB)	EIRP (dBm)	EIRP (mW)	Limit (W)
648668	3730.02	22.71	0.53	23.24	210.86	1
656000	3840	22.64	0.53	23.17	207.49	1
663332	3949.98	22.63	0.53	23.16	207.01	1

n77(3700-3980) 60M DFT-s-OFDM 64QAM For FCC						
Channel	Frequency (MHz)	Conducted Power (dBm)	Gain (dB)	EIRP (dBm)	EIRP (mW)	Limit (W)
648668	3730.02	22.61	0.53	23.14	206.06	1
656000	3840	22.46	0.53	22.99	199.07	1
663332	3949.98	22.51	0.53	23.04	201.37	1

n77(3700-3980) 60M DFT-s-OFDM 256QAM For FCC						
Channel	Frequency (MHz)	Conducted Power (dBm)	Gain (dB)	EIRP (dBm)	EIRP (mW)	Limit (W)
648668	3730.02	21.1	0.53	21.63	145.55	1
656000	3840	21.1	0.53	21.63	145.55	1
663332	3949.98	21.24	0.53	21.77	150.31	1

n77(3700-3980) 50M DFT-s-OFDM BPSK For FCC						
Channel	Frequency (MHz)	Conducted Power (dBm)	Gain (dB)	EIRP (dBm)	EIRP (mW)	Limit (W)
648334	3725.01	22.57	0.53	23.1	204.17	1
656000	3840	22.43	0.53	22.96	197.7	1
663666	3954.99	22.64	0.53	23.17	207.49	1

n77(3700-3980) 50M DFT-s-OFDM QPSK For FCC						
Channel	Frequency (MHz)	Conducted Power (dBm)	Gain (dB)	EIRP (dBm)	EIRP (mW)	Limit (W)
648334	3725.01	22.63	0.53	23.16	207.01	1
656000	3840	22.49	0.53	23.02	200.45	1
663666	3954.99	22.53	0.53	23.06	202.3	1

n77(3700-3980) 50M DFT-s-OFDM 16QAM For FCC						
Channel	Frequency (MHz)	Conducted Power (dBm)	Gain (dB)	EIRP (dBm)	EIRP (mW)	Limit (W)
648334	3725.01	22.71	0.53	23.24	210.86	1
656000	3840	22.6	0.53	23.13	205.59	1
663666	3954.99	22.52	0.53	23.05	201.84	1

n77(3700-3980) 50M DFT-s-OFDM 64QAM For FCC						
Channel	Frequency (MHz)	Conducted Power (dBm)	Gain (dB)	EIRP (dBm)	EIRP (mW)	Limit (W)
648334	3725.01	22.52	0.53	23.05	201.84	1
656000	3840	22.48	0.53	23.01	199.99	1
663666	3954.99	22.47	0.53	23	199.53	1

n77(3700-3980) 50M DFT-s-OFDM 256QAM For FCC						
Channel	Frequency (MHz)	Conducted Power (dBm)	Gain (dB)	EIRP (dBm)	EIRP (mW)	Limit (W)
648334	3725.01	21.22	0.53	21.75	149.62	1
656000	3840	21.12	0.53	21.65	146.22	1
663666	3954.99	21.16	0.53	21.69	147.57	1

n77(3700-3980) 40M DFT-s-OFDM BPSK For FCC						
Channel	Frequency (MHz)	Conducted Power (dBm)	Gain (dB)	EIRP (dBm)	EIRP (mW)	Limit (W)
648000	3720	22.56	0.53	23.09	203.7	1
656000	3840	22.45	0.53	22.98	198.61	1
664000	3960	22.52	0.53	23.05	201.84	1

n77(3700-3980) 40M DFT-s-OFDM QPSK For FCC						
Channel	Frequency (MHz)	Conducted Power (dBm)	Gain (dB)	EIRP (dBm)	EIRP (mW)	Limit (W)
648000	3720	22.58	0.53	23.11	204.64	1
656000	3840	22.45	0.53	22.98	198.61	1
664000	3960	22.61	0.53	23.14	206.06	1

n77(3700-3980) 40M DFT-s-OFDM 16QAM For FCC						
Channel	Frequency (MHz)	Conducted Power (dBm)	Gain (dB)	EIRP (dBm)	EIRP (mW)	Limit (W)
648000	3720	22.68	0.53	23.21	209.41	1
656000	3840	22.59	0.53	23.12	205.12	1
664000	3960	22.63	0.53	23.16	207.01	1

n77(3700-3980) 40M DFT-s-OFDM 64QAM For FCC						
Channel	Frequency (MHz)	Conducted Power (dBm)	Gain (dB)	EIRP (dBm)	EIRP (mW)	Limit (W)
648000	3720	22.62	0.53	23.15	206.54	1
656000	3840	22.47	0.53	23	199.53	1
664000	3960	22.56	0.53	23.09	203.7	1

n77(3700-3980) 40M DFT-s-OFDM 256QAM For FCC						
Channel	Frequency (MHz)	Conducted Power (dBm)	Gain (dB)	EIRP (dBm)	EIRP (mW)	Limit (W)
648000	3720	21.15	0.53	21.68	147.23	1
656000	3840	21.06	0.53	21.59	144.21	1
664000	3960	21.17	0.53	21.7	147.91	1

n77(3700-3980) 30M DFT-s-OFDM BPSK For FCC						
Channel	Frequency (MHz)	Conducted Power (dBm)	Gain (dB)	EIRP (dBm)	EIRP (mW)	Limit (W)
647668	3715.02	22.65	0.53	23.18	207.97	1
656000	3840	22.49	0.53	23.02	200.45	1
664332	3964.98	22.58	0.53	23.11	204.64	1

n77(3700-3980) 30M DFT-s-OFDM QPSK For FCC						
Channel	Frequency (MHz)	Conducted Power (dBm)	Gain (dB)	EIRP (dBm)	EIRP (mW)	Limit (W)
647668	3715.02	22.59	0.53	23.12	205.12	1
656000	3840	22.54	0.53	23.07	202.77	1
664332	3964.98	22.55	0.53	23.08	203.24	1

n77(3700-3980) 30M DFT-s-OFDM 16QAM For FCC						
Channel	Frequency (MHz)	Conducted Power (dBm)	Gain (dB)	EIRP (dBm)	EIRP (mW)	Limit (W)
647668	3715.02	22.69	0.53	23.22	209.89	1
656000	3840	22.61	0.53	23.14	206.06	1
664332	3964.98	22.61	0.53	23.14	206.06	1

n77(3700-3980) 30M DFT-s-OFDM 64QAM For FCC						
Channel	Frequency (MHz)	Conducted Power (dBm)	Gain (dB)	EIRP (dBm)	EIRP (mW)	Limit (W)
647668	3715.02	22.61	0.53	23.14	206.06	1
656000	3840	22.48	0.53	23.01	199.99	1
664332	3964.98	22.58	0.53	23.11	204.64	1

n77(3700-3980) 30M DFT-s-OFDM 256QAM For FCC						
Channel	Frequency (MHz)	Conducted Power (dBm)	Gain (dB)	EIRP (dBm)	EIRP (mW)	Limit (W)
647668	3715.02	21.13	0.53	21.66	146.55	1
656000	3840	21.14	0.53	21.67	146.89	1
664332	3964.98	21.17	0.53	21.7	147.91	1

n77(3700-3980) 20M DFT-s-OFDM BPSK For FCC						
Channel	Frequency (MHz)	Conducted Power (dBm)	Gain (dB)	EIRP (dBm)	EIRP (mW)	Limit (W)
647334	3710.01	22.63	0.53	23.16	207.01	1
656000	3840	22.4	0.53	22.93	196.34	1
664666	3969.99	22.53	0.53	23.06	202.3	1

n77(3700-3980) 20M DFT-s-OFDM QPSK For FCC						
Channel	Frequency (MHz)	Conducted Power (dBm)	Gain (dB)	EIRP (dBm)	EIRP (mW)	Limit (W)
647334	3710.01	22.57	0.53	23.1	204.17	1
656000	3840	22.44	0.53	22.97	198.15	1
664666	3969.99	22.61	0.53	23.14	206.06	1

n77(3700-3980) 20M DFT-s-OFDM 16QAM For FCC						
Channel	Frequency (MHz)	Conducted Power (dBm)	Gain (dB)	EIRP (dBm)	EIRP (mW)	Limit (W)
647334	3710.01	22.71	0.53	23.24	210.86	1
656000	3840	22.62	0.53	23.15	206.54	1
664666	3969.99	22.53	0.53	23.06	202.3	1

n77(3700-3980) 20M DFT-s-OFDM 64QAM For FCC						
Channel	Frequency (MHz)	Conducted Power (dBm)	Gain (dB)	EIRP (dBm)	EIRP (mW)	Limit (W)
647334	3710.01	22.63	0.53	23.16	207.01	1
656000	3840	22.5	0.53	23.03	200.91	1
664666	3969.99	22.58	0.53	23.11	204.64	1

n77(3700-3980) 20M DFT-s-OFDM 256QAM For FCC						
Channel	Frequency (MHz)	Conducted Power (dBm)	Gain (dB)	EIRP (dBm)	EIRP (mW)	Limit (W)
647334	3710.01	21.19	0.53	21.72	148.59	1
656000	3840	21.17	0.53	21.7	147.91	1
664666	3969.99	21.15	0.53	21.68	147.23	1

N77 HPUE

n77(3700-3980) 100M DFT-s-OFDM Pi/2 BPSK For PC2						
Channel	Frequency (MHz)	Conducted Power (dBm)	Gain (dB)	EIRP (dBm)	EIRP (mW)	Limit (W)
650000	3750	25.63	0.53	26.16	413.05	1
656000	3840	25.58	0.53	26.11	408.32	1
662000	3930	25.53	0.53	26.06	403.65	1

n77(3700-3980) 100M DFT-s-OFDM QPSK For PC2						
Channel	Frequency (MHz)	Conducted Power (dBm)	Gain (dB)	EIRP (dBm)	EIRP (mW)	Limit (W)
650000	3750	25.7	0.53	26.23	419.76	1
656000	3840	25.65	0.53	26.18	414.95	1
662000	3930	25.6	0.53	26.13	410.2	1

n77(3700-3980) 100M DFT-s-OFDM 16QAM For PC2						
Channel	Frequency (MHz)	Conducted Power (dBm)	Gain (dB)	EIRP (dBm)	EIRP (mW)	Limit (W)
650000	3750	24.79	0.53	25.32	340.41	1
656000	3840	24.74	0.53	25.27	336.51	1
662000	3930	24.69	0.53	25.22	332.66	1

n77(3700-3980) 100M DFT-s-OFDM 64QAM For PC2						
Channel	Frequency (MHz)	Conducted Power (dBm)	Gain (dB)	EIRP (dBm)	EIRP (mW)	Limit (W)
650000	3750	23.1	0.53	23.63	230.67	1
656000	3840	23.05	0.53	23.58	228.03	1
662000	3930	23	0.53	23.53	225.42	1

n77(3700-3980) 100M DFT-s-OFDM 256QAM For PC2						
Channel	Frequency (MHz)	Conducted Power (dBm)	Gain (dB)	EIRP (dBm)	EIRP (mW)	Limit (W)
650000	3750	21.16	0.53	21.69	147.57	1
656000	3840	21.11	0.53	21.64	145.88	1
662000	3930	21.06	0.53	21.59	144.21	1

n77(3700-3980) 90M DFT-s-OFDM BPSK For PC2						
Channel	Frequency (MHz)	Conducted Power (dBm)	Gain (dB)	EIRP (dBm)	EIRP (mW)	Limit (W)
649668	3745.02	25.58	0.53	26.11	408.32	1
656000	3840	25.5	0.53	26.03	400.87	1
662332	3934.98	25.55	0.53	26.08	405.51	1

n77(3700-3980) 90M DFT-s-OFDM QPSK For PC2						
Channel	Frequency (MHz)	Conducted Power (dBm)	Gain (dB)	EIRP (dBm)	EIRP (mW)	Limit (W)
649668	3745.02	25.53	0.53	26.06	403.65	1
656000	3840	25.48	0.53	26.01	399.02	1
662332	3934.98	25.4	0.53	25.93	391.74	1

n77(3700-3980) 90M DFT-s-OFDM 16QAM For PC2						
Channel	Frequency (MHz)	Conducted Power (dBm)	Gain (dB)	EIRP (dBm)	EIRP (mW)	Limit (W)
649668	3745.02	24.64	0.53	25.17	328.85	1
656000	3840	24.59	0.53	25.12	325.09	1
662332	3934.98	24.67	0.53	25.2	331.13	1

n77(3700-3980) 90M DFT-s-OFDM 64QAM For PC2						
Channel	Frequency (MHz)	Conducted Power (dBm)	Gain (dB)	EIRP (dBm)	EIRP (mW)	Limit (W)
649668	3745.02	22.98	0.53	23.51	224.39	1
656000	3840	22.99	0.53	23.52	224.91	1
662332	3934.98	22.95	0.53	23.48	222.84	1

n77(3700-3980) 90M DFT-s-OFDM 256QAM For PC2						
Channel	Frequency (MHz)	Conducted Power (dBm)	Gain (dB)	EIRP (dBm)	EIRP (mW)	Limit (W)
649668	3745.02	21.14	0.53	21.67	146.89	1
656000	3840	21.09	0.53	21.62	145.21	1
662332	3934.98	21.04	0.53	21.57	143.55	1

n77(3700-3980) 80M DFT-s-OFDM BPSK For PC2						
Channel	Frequency (MHz)	Conducted Power (dBm)	Gain (dB)	EIRP (dBm)	EIRP (mW)	Limit (W)
649334	3740.01	25.6	0.53	26.13	410.2	1
656000	3840	25.62	0.53	26.15	412.1	1
662666	3939.99	25.52	0.53	26.05	402.72	1

n77(3700-3980) 80M DFT-s-OFDM QPSK For PC2						
Channel	Frequency (MHz)	Conducted Power (dBm)	Gain (dB)	EIRP (dBm)	EIRP (mW)	Limit (W)
649334	3740.01	25.5	0.53	26.03	400.87	1
656000	3840	25.5	0.53	26.03	400.87	1
662666	3939.99	25.41	0.53	25.94	392.64	1

n77(3700-3980) 80M DFT-s-OFDM 16QAM For PC2						
Channel	Frequency (MHz)	Conducted Power (dBm)	Gain (dB)	EIRP (dBm)	EIRP (mW)	Limit (W)
649334	3740.01	24.67	0.53	25.2	331.13	1
656000	3840	24.59	0.53	25.12	325.09	1
662666	3939.99	24.66	0.53	25.19	330.37	1

n77(3700-3980) 80M DFT-s-OFDM 64QAM For PC2						
Channel	Frequency (MHz)	Conducted Power (dBm)	Gain (dB)	EIRP (dBm)	EIRP (mW)	Limit (W)
649334	3740.01	23.05	0.53	23.58	228.03	1
656000	3840	23.04	0.53	23.57	227.51	1
662666	3939.99	22.94	0.53	23.47	222.33	1

n77(3700-3980) 80M DFT-s-OFDM 256QAM For PC2						
Channel	Frequency (MHz)	Conducted Power (dBm)	Gain (dB)	EIRP (dBm)	EIRP (mW)	Limit (W)
649334	3740.01	21.14	0.53	21.67	146.89	1
656000	3840	21.1	0.53	21.63	145.55	1
662666	3939.99	20.97	0.53	21.5	141.25	1

n77(3700-3980) 70M DFT-s-OFDM BPSK For PC2						
Channel	Frequency (MHz)	Conducted Power (dBm)	Gain (dB)	EIRP (dBm)	EIRP (mW)	Limit (W)
632334	3485.01	25.59	0.53	26.12	409.26	1
656000	3840	25.6	0.53	26.13	410.2	1
634332	3514.98	25.51	0.53	26.04	401.79	1

n77(3700-3980) 70M DFT-s-OFDM QPSK For PC2						
Channel	Frequency (MHz)	Conducted Power (dBm)	Gain (dB)	EIRP (dBm)	EIRP (mW)	Limit (W)
632334	3485.01	25.52	0.53	26.05	402.72	1
656000	3840	25.55	0.53	26.08	405.51	1
634332	3514.98	25.44	0.53	25.97	395.37	1

n77(3700-3980) 70M DFT-s-OFDM 16QAM For PC2						
Channel	Frequency (MHz)	Conducted Power (dBm)	Gain (dB)	EIRP (dBm)	EIRP (mW)	Limit (W)
632334	3485.01	24.73	0.53	25.26	335.74	1
656000	3840	24.65	0.53	25.18	329.61	1
634332	3514.98	24.59	0.53	25.12	325.09	1

n77(3700-3980) 70M DFT-s-OFDM 64QAM For PC2						
Channel	Frequency (MHz)	Conducted Power (dBm)	Gain (dB)	EIRP (dBm)	EIRP (mW)	Limit (W)
632334	3485.01	23.02	0.53	23.55	226.46	1
656000	3840	22.98	0.53	23.51	224.39	1
634332	3514.98	22.87	0.53	23.4	218.78	1

n77(3700-3980) 70M DFT-s-OFDM 256QAM For PC2						
Channel	Frequency (MHz)	Conducted Power (dBm)	Gain (dB)	EIRP (dBm)	EIRP (mW)	Limit (W)
632334	3485.01	21.15	0.53	21.68	147.23	1
656000	3840	21.08	0.53	21.61	144.88	1
634332	3514.98	20.98	0.53	21.51	141.58	1

n77(3700-3980) 60M DFT-s-OFDM BPSK For PC2						
Channel	Frequency (MHz)	Conducted Power (dBm)	Gain (dB)	EIRP (dBm)	EIRP (mW)	Limit (W)
648668	3730.02	25.61	0.53	26.14	411.15	1
656000	3840	25.56	0.53	26.09	406.44	1
663332	3949.98	25.48	0.53	26.01	399.02	1

n77(3700-3980) 60M DFT-s-OFDM QPSK For PC2						
Channel	Frequency (MHz)	Conducted Power (dBm)	Gain (dB)	EIRP (dBm)	EIRP (mW)	Limit (W)
648668	3730.02	25.57	0.53	26.1	407.38	1
656000	3840	25.5	0.53	26.03	400.87	1
663332	3949.98	25.51	0.53	26.04	401.79	1

n77(3700-3980) 60M DFT-s-OFDM 16QAM For PC2						
Channel	Frequency (MHz)	Conducted Power (dBm)	Gain (dB)	EIRP (dBm)	EIRP (mW)	Limit (W)
648668	3730.02	24.72	0.53	25.25	334.97	1
656000	3840	24.66	0.53	25.19	330.37	1
663332	3949.98	24.54	0.53	25.07	321.37	1

n77(3700-3980) 60M DFT-s-OFDM 64QAM For PC2						
Channel	Frequency (MHz)	Conducted Power (dBm)	Gain (dB)	EIRP (dBm)	EIRP (mW)	Limit (W)
648668	3730.02	23.09	0.53	23.62	230.14	1
656000	3840	23	0.53	23.53	225.42	1
663332	3949.98	22.86	0.53	23.39	218.27	1

n77(3700-3980) 60M DFT-s-OFDM 256QAM For PC2						
Channel	Frequency (MHz)	Conducted Power (dBm)	Gain (dB)	EIRP (dBm)	EIRP (mW)	Limit (W)
648668	3730.02	21.12	0.53	21.65	146.22	1
656000	3840	21.08	0.53	21.61	144.88	1
663332	3949.98	21.04	0.53	21.57	143.55	1

n77(3700-3980) 50M DFT-s-OFDM BPSK For PC2						
Channel	Frequency (MHz)	Conducted Power (dBm)	Gain (dB)	EIRP (dBm)	EIRP (mW)	Limit (W)
648334	3725.01	25.65	0.53	26.18	414.95	1
656000	3840	25.57	0.53	26.1	407.38	1
663666	3954.99	25.47	0.53	26	398.11	1

n77(3700-3980) 50M DFT-s-OFDM QPSK For PC2						
Channel	Frequency (MHz)	Conducted Power (dBm)	Gain (dB)	EIRP (dBm)	EIRP (mW)	Limit (W)
648334	3725.01	25.56	0.53	26.09	406.44	1
656000	3840	25.47	0.53	26	398.11	1
663666	3954.99	25.4	0.53	25.93	391.74	1

n77(3700-3980) 50M DFT-s-OFDM 16QAM For PC2						
Channel	Frequency (MHz)	Conducted Power (dBm)	Gain (dB)	EIRP (dBm)	EIRP (mW)	Limit (W)
648334	3725.01	24.65	0.53	25.18	329.61	1
656000	3840	24.65	0.53	25.18	329.61	1
663666	3954.99	24.54	0.53	25.07	321.37	1

n77(3700-3980) 50M DFT-s-OFDM 64QAM For PC2						
Channel	Frequency (MHz)	Conducted Power (dBm)	Gain (dB)	EIRP (dBm)	EIRP (mW)	Limit (W)
648334	3725.01	23.03	0.53	23.56	226.99	1
656000	3840	23.01	0.53	23.54	225.94	1
663666	3954.99	22.95	0.53	23.48	222.84	1

n77(3700-3980) 50M DFT-s-OFDM 256QAM For PC2						
Channel	Frequency (MHz)	Conducted Power (dBm)	Gain (dB)	EIRP (dBm)	EIRP (mW)	Limit (W)
648334	3725.01	21.13	0.53	21.66	146.55	1
656000	3840	21.04	0.53	21.57	143.55	1
663666	3954.99	21.01	0.53	21.54	142.56	1

n77(3700-3980) 40M DFT-s-OFDM BPSK For PC2						
Channel	Frequency (MHz)	Conducted Power (dBm)	Gain (dB)	EIRP (dBm)	EIRP (mW)	Limit (W)
648000	3720	25.65	0.53	26.18	414.95	1
656000	3840	25.59	0.53	26.12	409.26	1
664000	3960	25.58	0.53	26.11	408.32	1

n77(3700-3980) 40M DFT-s-OFDM QPSK For PC2						
Channel	Frequency (MHz)	Conducted Power (dBm)	Gain (dB)	EIRP (dBm)	EIRP (mW)	Limit (W)
648000	3720	25.58	0.53	26.11	408.32	1
656000	3840	25.47	0.53	26	398.11	1
664000	3960	25.4	0.53	25.93	391.74	1

n77(3700-3980) 40M DFT-s-OFDM 16QAM For PC2						
Channel	Frequency (MHz)	Conducted Power (dBm)	Gain (dB)	EIRP (dBm)	EIRP (mW)	Limit (W)
648000	3720	24.7	0.53	25.23	333.43	1
656000	3840	24.63	0.53	25.16	328.1	1
664000	3960	24.56	0.53	25.09	322.85	1

n77(3700-3980) 40M DFT-s-OFDM 64QAM For PC2						
Channel	Frequency (MHz)	Conducted Power (dBm)	Gain (dB)	EIRP (dBm)	EIRP (mW)	Limit (W)
648000	3720	23.03	0.53	23.56	226.99	1
656000	3840	22.96	0.53	23.49	223.36	1
664000	3960	22.85	0.53	23.38	217.77	1

n77(3700-3980) 40M DFT-s-OFDM 256QAM For PC2						
Channel	Frequency (MHz)	Conducted Power (dBm)	Gain (dB)	EIRP (dBm)	EIRP (mW)	Limit (W)
648000	3720	21.12	0.53	21.65	146.22	1
656000	3840	21.1	0.53	21.63	145.55	1
664000	3960	21.02	0.53	21.55	142.89	1

n77(3700-3980) 30M DFT-s-OFDM BPSK For PC2						
Channel	Frequency (MHz)	Conducted Power (dBm)	Gain (dB)	EIRP (dBm)	EIRP (mW)	Limit (W)
647668	3715.02	25.68	0.53	26.21	417.83	1
656000	3840	25.59	0.53	26.12	409.26	1
664332	3964.98	25.51	0.53	26.04	401.79	1

n77(3700-3980) 30M DFT-s-OFDM QPSK For PC2						
Channel	Frequency (MHz)	Conducted Power (dBm)	Gain (dB)	EIRP (dBm)	EIRP (mW)	Limit (W)
647668	3715.02	25.57	0.53	26.1	407.38	1
656000	3840	25.56	0.53	26.09	406.44	1
664332	3964.98	25.47	0.53	26	398.11	1

n77(3700-3980) 30M DFT-s-OFDM 16QAM For PC2						
Channel	Frequency (MHz)	Conducted Power (dBm)	Gain (dB)	EIRP (dBm)	EIRP (mW)	Limit (W)
647668	3715.02	24.73	0.53	25.26	335.74	1
656000	3840	24.65	0.53	25.18	329.61	1
664332	3964.98	24.68	0.53	25.21	331.89	1

n77(3700-3980) 30M DFT-s-OFDM 64QAM For PC2						
Channel	Frequency (MHz)	Conducted Power (dBm)	Gain (dB)	EIRP (dBm)	EIRP (mW)	Limit (W)
647668	3715.02	23.02	0.53	23.55	226.46	1
656000	3840	22.97	0.53	23.5	223.87	1
664332	3964.98	22.98	0.53	23.51	224.39	1

n77(3700-3980) 30M DFT-s-OFDM 256QAM For PC2						
Channel	Frequency (MHz)	Conducted Power (dBm)	Gain (dB)	EIRP (dBm)	EIRP (mW)	Limit (W)
647668	3715.02	21.07	0.53	21.6	144.54	1
656000	3840	21.1	0.53	21.63	145.55	1
664332	3964.98	21.04	0.53	21.57	143.55	1

n77(3700-3980) 20M DFT-s-OFDM BPSK For PC2						
Channel	Frequency (MHz)	Conducted Power (dBm)	Gain (dB)	EIRP (dBm)	EIRP (mW)	Limit (W)
647334	3710.01	25.55	0.53	26.08	405.51	1
656000	3840	25.53	0.53	26.06	403.65	1
664666	3969.99	25.59	0.53	26.12	409.26	1

n77(3700-3980) 20M DFT-s-OFDM QPSK For PC2						
Channel	Frequency (MHz)	Conducted Power (dBm)	Gain (dB)	EIRP (dBm)	EIRP (mW)	Limit (W)
647334	3710.01	25.57	0.53	26.1	407.38	1
656000	3840	25.44	0.53	25.97	395.37	1
664666	3969.99	25.41	0.53	25.94	392.64	1

n77(3700-3980) 20M DFT-s-OFDM 16QAM For PC2						
Channel	Frequency (MHz)	Conducted Power (dBm)	Gain (dB)	EIRP (dBm)	EIRP (mW)	Limit (W)
647334	3710.01	24.76	0.53	25.29	338.06	1
656000	3840	24.6	0.53	25.13	325.84	1
664666	3969.99	24.68	0.53	25.21	331.89	1

n77(3700-3980) 20M DFT-s-OFDM 64QAM For PC2						
Channel	Frequency (MHz)	Conducted Power (dBm)	Gain (dB)	EIRP (dBm)	EIRP (mW)	Limit (W)
647334	3710.01	23.02	0.53	23.55	226.46	1
656000	3840	23.02	0.53	23.55	226.46	1
664666	3969.99	22.9	0.53	23.43	220.29	1

n77(3700-3980) 20M DFT-s-OFDM 256QAM For PC2						
Channel	Frequency (MHz)	Conducted Power (dBm)	Gain (dB)	EIRP (dBm)	EIRP (mW)	Limit (W)
647334	3710.01	21.1	0.53	21.63	145.55	1
656000	3840	21.07	0.53	21.6	144.54	1
664666	3969.99	21.02	0.53	21.55	142.89	1

N41 MIMO

n41 100M CP-OFDM QPSK For FCC						
Channel	Frequency (MHz)	Conducted Power (dBm)	Gain (dB)	EIRP (dBm)	EIRP (mW)	Limit (W)
509202	2546.01	22.78	4.25	27.03	504.66	2
518598	2592.99	22.67	4.25	26.92	492.04	2
528000	2640	22.89	4.25	27.14	517.61	2

n41 100M CP-OFDM 16QAM For FCC						
Channel	Frequency (MHz)	Conducted Power (dBm)	Gain (dB)	EIRP (dBm)	EIRP (mW)	Limit (W)
509202	2546.01	21.95	4.25	26.2	416.87	2
518598	2592.99	21.98	4.25	26.23	419.76	2
528000	2640	21.87	4.25	26.12	409.26	2

n41 100M CP-OFDM 64QAM For FCC						
Channel	Frequency (MHz)	Conducted Power (dBm)	Gain (dB)	EIRP (dBm)	EIRP (mW)	Limit (W)
509202	2546.01	20.28	4.25	24.53	283.79	2
518598	2592.99	20.29	4.25	24.54	284.45	2
528000	2640	20.24	4.25	24.49	281.19	2

n41 100M CP-OFDM 256QAM For FCC						
Channel	Frequency (MHz)	Conducted Power (dBm)	Gain (dB)	EIRP (dBm)	EIRP (mW)	Limit (W)
509202	2546.01	17.41	4.25	21.66	146.55	2
518598	2592.99	17.34	4.25	21.59	144.21	2
528000	2640	17.32	4.25	21.57	143.55	2

n41 90M CP-OFDM QPSK For FCC						
Channel	Frequency (MHz)	Conducted Power (dBm)	Gain (dB)	EIRP (dBm)	EIRP (mW)	Limit (W)
508200	2541	22.24	4.25	26.49	445.66	2
518598	2592.99	22.32	4.25	26.57	453.94	2
528996	2644.98	22.19	4.25	26.44	440.55	2

n41 90M CP-OFDM 16QAM For FCC						
Channel	Frequency (MHz)	Conducted Power (dBm)	Gain (dB)	EIRP (dBm)	EIRP (mW)	Limit (W)
508200	2541	21.84	4.25	26.09	406.44	2
518598	2592.99	21.95	4.25	26.2	416.87	2
528996	2644.98	21.83	4.25	26.08	405.51	2

n41 90M CP-OFDM 64QAM For FCC						
Channel	Frequency (MHz)	Conducted Power (dBm)	Gain (dB)	EIRP (dBm)	EIRP (mW)	Limit (W)
508200	2541	20.27	4.25	24.52	283.14	2
518598	2592.99	20.24	4.25	24.49	281.19	2
528996	2644.98	20.17	4.25	24.42	276.69	2

n41 90M CP-OFDM 256QAM For FCC						
Channel	Frequency (MHz)	Conducted Power (dBm)	Gain (dB)	EIRP (dBm)	EIRP (mW)	Limit (W)
508200	2541	17.36	4.25	21.61	144.88	2
518598	2592.99	17.25	4.25	21.5	141.25	2
528996	2644.98	17.18	4.25	21.43	139	2

n41 80M CP-OFDM QPSK For FCC						
Channel	Frequency (MHz)	Conducted Power (dBm)	Gain (dB)	EIRP (dBm)	EIRP (mW)	Limit (W)
507204	2536.02	22.23	4.25	26.48	444.63	2
518598	2592.99	22.29	4.25	26.54	450.82	2
529998	2649.99	22.19	4.25	26.44	440.55	2

n41 80M CP-OFDM 16QAM For FCC						
Channel	Frequency (MHz)	Conducted Power (dBm)	Gain (dB)	EIRP (dBm)	EIRP (mW)	Limit (W)
507204	2536.02	21.93	4.25	26.18	414.95	2
518598	2592.99	21.91	4.25	26.16	413.05	2
529998	2649.99	21.75	4.25	26	398.11	2

n41 80M CP-OFDM 64QAM For FCC						
Channel	Frequency (MHz)	Conducted Power (dBm)	Gain (dB)	EIRP (dBm)	EIRP (mW)	Limit (W)
507204	2536.02	20.27	4.25	24.52	283.14	2
518598	2592.99	20.27	4.25	24.52	283.14	2
529998	2649.99	20.23	4.25	24.48	280.54	2

n41 80M CP-OFDM 256QAM For FCC						
Channel	Frequency (MHz)	Conducted Power (dBm)	Gain (dB)	EIRP (dBm)	EIRP (mW)	Limit (W)
507204	2536.02	17.33	4.25	21.58	143.88	2
518598	2592.99	17.27	4.25	21.52	141.91	2
529998	2649.99	17.21	4.25	21.46	139.96	2

n41 60M CP-OFDM QPSK For FCC						
Channel	Frequency (MHz)	Conducted Power (dBm)	Gain (dB)	EIRP (dBm)	EIRP (mW)	Limit (W)
505200	2526	22.35	4.25	26.6	457.09	2
518598	2592.99	22.29	4.25	26.54	450.82	2
531996	2659.98	22.27	4.25	26.52	448.75	2

n41 60M CP-OFDM 16QAM For FCC						
Channel	Frequency (MHz)	Conducted Power (dBm)	Gain (dB)	EIRP (dBm)	EIRP (mW)	Limit (W)
505200	2526	21.8	4.25	26.05	402.72	2
518598	2592.99	21.96	4.25	26.21	417.83	2
531996	2659.98	21.82	4.25	26.07	404.58	2

n41 60M CP-OFDM 64QAM For FCC						
Channel	Frequency (MHz)	Conducted Power (dBm)	Gain (dB)	EIRP (dBm)	EIRP (mW)	Limit (W)
505200	2526	20.27	4.25	24.52	283.14	2
518598	2592.99	20.26	4.25	24.51	282.49	2
531996	2659.98	20.16	4.25	24.41	276.06	2

n41 60M CP-OFDM 256QAM For FCC						
Channel	Frequency (MHz)	Conducted Power (dBm)	Gain (dB)	EIRP (dBm)	EIRP (mW)	Limit (W)
505200	2526	17.32	4.25	21.57	143.55	2
518598	2592.99	17.32	4.25	21.57	143.55	2
531996	2659.98	17.2	4.25	21.45	139.64	2

n41 50M CP-OFDM QPSK For FCC						
Channel	Frequency (MHz)	Conducted Power (dBm)	Gain (dB)	EIRP (dBm)	EIRP (mW)	Limit (W)
504204	2521.02	22.24	4.25	26.49	445.66	2
518598	2592.99	22.32	4.25	26.57	453.94	2
532998	2664.99	22.22	4.25	26.47	443.61	2

n41 50M CP-OFDM 16QAM For FCC						
Channel	Frequency (MHz)	Conducted Power (dBm)	Gain (dB)	EIRP (dBm)	EIRP (mW)	Limit (W)
504204	2521.02	21.9	4.25	26.15	412.1	2
518598	2592.99	21.92	4.25	26.17	414	2
532998	2664.99	21.81	4.25	26.06	403.65	2

n41 50M CP-OFDM 64QAM For FCC						
Channel	Frequency (MHz)	Conducted Power (dBm)	Gain (dB)	EIRP (dBm)	EIRP (mW)	Limit (W)
504204	2521.02	20.21	4.25	24.46	279.25	2
518598	2592.99	20.24	4.25	24.49	281.19	2
532998	2664.99	20.22	4.25	24.47	279.9	2

n41 50M CP-OFDM 256QAM For FCC						
Channel	Frequency (MHz)	Conducted Power (dBm)	Gain (dB)	EIRP (dBm)	EIRP (mW)	Limit (W)
504204	2521.02	17.32	4.25	21.57	143.55	2
518598	2592.99	17.28	4.25	21.53	142.23	2
532998	2664.99	17.21	4.25	21.46	139.96	2

n41 40M CP-OFDM QPSK For FCC						
Channel	Frequency (MHz)	Conducted Power (dBm)	Gain (dB)	EIRP (dBm)	EIRP (mW)	Limit (W)
503202	2516.01	22.36	4.25	26.61	458.14	2
518598	2592.99	22.36	4.25	26.61	458.14	2
534000	2670	22.28	4.25	26.53	449.78	2

n41 40M CP-OFDM 16QAM For FCC						
Channel	Frequency (MHz)	Conducted Power (dBm)	Gain (dB)	EIRP (dBm)	EIRP (mW)	Limit (W)
503202	2516.01	21.91	4.25	26.16	413.05	2
518598	2592.99	21.95	4.25	26.2	416.87	2
534000	2670	21.85	4.25	26.1	407.38	2

n41 40M CP-OFDM 64QAM For FCC						
Channel	Frequency (MHz)	Conducted Power (dBm)	Gain (dB)	EIRP (dBm)	EIRP (mW)	Limit (W)
503202	2516.01	20.93	4.25	25.18	329.61	2
518598	2592.99	20.97	4.25	25.22	332.66	2
534000	2670	20.97	4.25	25.22	332.66	2

n41 40M CP-OFDM 256QAM For FCC						
Channel	Frequency (MHz)	Conducted Power (dBm)	Gain (dB)	EIRP (dBm)	EIRP (mW)	Limit (W)
503202	2516.01	17.86	4.25	22.11	162.55	2
518598	2592.99	18	4.25	22.25	167.88	2
534000	2670	17.99	4.25	22.24	167.49	2

n41 30M CP-OFDM QPSK For FCC						
Channel	Frequency (MHz)	Conducted Power (dBm)	Gain (dB)	EIRP (dBm)	EIRP (mW)	Limit (W)
502200	2511	22.34	4.25	26.59	456.04	2
518598	2592.99	22.29	4.25	26.54	450.82	2
534996	2674.98	22.27	4.25	26.52	448.75	2

n41 30M CP-OFDM 16QAM For FCC						
Channel	Frequency (MHz)	Conducted Power (dBm)	Gain (dB)	EIRP (dBm)	EIRP (mW)	Limit (W)
502200	2511	21.87	4.25	26.12	409.26	2
518598	2592.99	21.96	4.25	26.21	417.83	2
534996	2674.98	21.8	4.25	26.05	402.72	2

n41 30M CP-OFDM 64QAM For FCC						
Channel	Frequency (MHz)	Conducted Power (dBm)	Gain (dB)	EIRP (dBm)	EIRP (mW)	Limit (W)
502200	2511	20.22	4.25	24.47	279.9	2
518598	2592.99	20.28	4.25	24.53	283.79	2
534996	2674.98	20.14	4.25	24.39	274.79	2

n41 30M CP-OFDM 256QAM For FCC						
Channel	Frequency (MHz)	Conducted Power (dBm)	Gain (dB)	EIRP (dBm)	EIRP (mW)	Limit (W)
502200	2511	17.37	4.25	21.62	145.21	2
518598	2592.99	17.31	4.25	21.56	143.22	2
534996	2674.98	17.22	4.25	21.47	140.28	2

n41 20M CP-OFDM QPSK For FCC						
Channel	Frequency (MHz)	Conducted Power (dBm)	Gain (dB)	EIRP (dBm)	EIRP (mW)	Limit (W)
501204	2506.02	22.27	4.25	26.52	448.75	2
518598	2592.99	22.23	4.25	26.48	444.63	2
535998	2679.99	22.27	4.25	26.52	448.75	2

n41 20M CP-OFDM 16QAM For FCC						
Channel	Frequency (MHz)	Conducted Power (dBm)	Gain (dB)	EIRP (dBm)	EIRP (mW)	Limit (W)
501204	2506.02	21.91	4.25	26.16	413.05	2
518598	2592.99	21.94	4.25	26.19	415.91	2
535998	2679.99	21.84	4.25	26.09	406.44	2

n41 20M CP-OFDM 64QAM For FCC						
Channel	Frequency (MHz)	Conducted Power (dBm)	Gain (dB)	EIRP (dBm)	EIRP (mW)	Limit (W)
501204	2506.02	20.16	4.25	24.41	276.06	2
518598	2592.99	20.24	4.25	24.49	281.19	2
535998	2679.99	20.15	4.25	24.4	275.42	2

n41 20M CP-OFDM 256QAM For FCC						
Channel	Frequency (MHz)	Conducted Power (dBm)	Gain (dB)	EIRP (dBm)	EIRP (mW)	Limit (W)
501204	2506.02	17.36	4.25	21.61	144.88	2
518598	2592.99	17.27	4.25	21.52	141.91	2
535998	2679.99	17.3	4.25	21.55	142.89	2

N77 MIMO

n77(3700-3980) 100M CP-OFDM QPSK For FCC						
Channel	Frequency (MHz)	Conducted Power (dBm)	Gain (dB)	EIRP (dBm)	EIRP (mW)	Limit (W)
650000	3750	22	3.54	25.54	358.1	1
656000	3840	22.61	3.54	26.15	412.1	1
662000	3930	22.78	3.54	26.32	428.55	1

n77(3700-3980) 100M CP-OFDM 16QAM For FCC						
Channel	Frequency (MHz)	Conducted Power (dBm)	Gain (dB)	EIRP (dBm)	EIRP (mW)	Limit (W)
650000	3750	21.9	3.54	25.44	349.95	1
656000	3840	22.44	3.54	25.98	396.28	1
662000	3930	22.68	3.54	26.22	418.79	1

n77(3700-3980) 100M CP-OFDM 64QAM For FCC						
Channel	Frequency (MHz)	Conducted Power (dBm)	Gain (dB)	EIRP (dBm)	EIRP (mW)	Limit (W)
650000	3750	21.31	3.54	24.85	305.49	1
656000	3840	21.9	3.54	25.44	349.95	1
662000	3930	22.17	3.54	25.71	372.39	1

n77(3700-3980) 100M CP-OFDM 256QAM For FCC						
Channel	Frequency (MHz)	Conducted Power (dBm)	Gain (dB)	EIRP (dBm)	EIRP (mW)	Limit (W)
650000	3750	20.8	3.54	24.34	271.64	1
656000	3840	20.78	3.54	24.32	270.4	1
662000	3930	20.61	3.54	24.15	260.02	1

n77(3700-3980) 90M CP-OFDM QPSK For FCC						
Channel	Frequency (MHz)	Conducted Power (dBm)	Gain (dB)	EIRP (dBm)	EIRP (mW)	Limit (W)
649668	3745.02	21.86	3.54	25.4	346.74	1
656000	3840	22.56	3.54	26.1	407.38	1
662332	3934.98	22.75	3.54	26.29	425.6	1

n77(3700-3980) 90M CP-OFDM 16QAM For FCC						
Channel	Frequency (MHz)	Conducted Power (dBm)	Gain (dB)	EIRP (dBm)	EIRP (mW)	Limit (W)
649668	3745.02	21.8	3.54	25.34	341.98	1
656000	3840	22.42	3.54	25.96	394.46	1
662332	3934.98	22.57	3.54	26.11	408.32	1

n77(3700-3980) 90M CP-OFDM 64QAM For FCC						
Channel	Frequency (MHz)	Conducted Power (dBm)	Gain (dB)	EIRP (dBm)	EIRP (mW)	Limit (W)
649668	3745.02	21.24	3.54	24.78	300.61	1
656000	3840	21.88	3.54	25.42	348.34	1
662332	3934.98	22.09	3.54	25.63	365.59	1

n77(3700-3980) 90M CP-OFDM 256QAM For FCC						
Channel	Frequency (MHz)	Conducted Power (dBm)	Gain (dB)	EIRP (dBm)	EIRP (mW)	Limit (W)
649668	3745.02	20.75	3.54	24.29	268.53	1
656000	3840	20.71	3.54	24.25	266.07	1
662332	3934.98	20.51	3.54	24.05	254.1	1

n77(3700-3980) 80M CP-OFDM QPSK For FCC						
Channel	Frequency (MHz)	Conducted Power (dBm)	Gain (dB)	EIRP (dBm)	EIRP (mW)	Limit (W)
649334	3740.01	21.96	3.54	25.5	354.81	1
656000	3840	22.57	3.54	26.11	408.32	1
662666	3939.99	22.69	3.54	26.23	419.76	1

n77(3700-3980) 80M CP-OFDM 16QAM For FCC						
Channel	Frequency (MHz)	Conducted Power (dBm)	Gain (dB)	EIRP (dBm)	EIRP (mW)	Limit (W)
649334	3740.01	21.97	3.54	25.51	355.63	1
656000	3840	22.31	3.54	25.85	384.59	1
662666	3939.99	22.61	3.54	26.15	412.1	1

n77(3700-3980) 80M CP-OFDM 64QAM For FCC						
Channel	Frequency (MHz)	Conducted Power (dBm)	Gain (dB)	EIRP (dBm)	EIRP (mW)	Limit (W)
649334	3740.01	21.24	3.54	24.78	300.61	1
656000	3840	21.81	3.54	25.35	342.77	1
662666	3939.99	22.04	3.54	25.58	361.41	1

n77(3700-3980) 80M CP-OFDM 256QAM For FCC						
Channel	Frequency (MHz)	Conducted Power (dBm)	Gain (dB)	EIRP (dBm)	EIRP (mW)	Limit (W)
649334	3740.01	20.75	3.54	24.29	268.53	1
656000	3840	20.64	3.54	24.18	261.82	1
662666	3939.99	20.55	3.54	24.09	256.45	1

n77(3700-3980) 70M CP-OFDM QPSK For FCC						
Channel	Frequency (MHz)	Conducted Power (dBm)	Gain (dB)	EIRP (dBm)	EIRP (mW)	Limit (W)
632334	3485.01	21.92	3.54	25.46	351.56	1
656000	3840	22.6	3.54	26.14	411.15	1
634332	3514.98	22.72	3.54	26.26	422.67	1

n77(3700-3980) 70M CP-OFDM 16QAM For FCC						
Channel	Frequency (MHz)	Conducted Power (dBm)	Gain (dB)	EIRP (dBm)	EIRP (mW)	Limit (W)
632334	3485.01	21.87	3.54	25.41	347.54	1
656000	3840	22.29	3.54	25.83	382.82	1
634332	3514.98	22.66	3.54	26.2	416.87	1

n77(3700-3980) 70M CP-OFDM 64QAM For FCC						
Channel	Frequency (MHz)	Conducted Power (dBm)	Gain (dB)	EIRP (dBm)	EIRP (mW)	Limit (W)
632334	3485.01	21.18	3.54	24.72	296.48	1
656000	3840	21.76	3.54	25.3	338.84	1
634332	3514.98	22.1	3.54	25.64	366.44	1

n77(3700-3980) 70M CP-OFDM 256QAM For FCC						
Channel	Frequency (MHz)	Conducted Power (dBm)	Gain (dB)	EIRP (dBm)	EIRP (mW)	Limit (W)
632334	3485.01	20.77	3.54	24.31	269.77	1
656000	3840	20.73	3.54	24.27	267.3	1
634332	3514.98	20.53	3.54	24.07	255.27	1

n77(3700-3980) 60M CP-OFDM QPSK For FCC						
Channel	Frequency (MHz)	Conducted Power (dBm)	Gain (dB)	EIRP (dBm)	EIRP (mW)	Limit (W)
648668	3730.02	22.63	3.54	26.17	414	1
656000	3840	22.88	3.54	26.42	438.53	1
663332	3949.98	22.77	3.54	26.31	427.56	1

n77(3700-3980) 60M CP-OFDM 16QAM For FCC						
Channel	Frequency (MHz)	Conducted Power (dBm)	Gain (dB)	EIRP (dBm)	EIRP (mW)	Limit (W)
648668	3730.02	22.23	3.54	25.77	377.57	1
656000	3840	22.74	3.54	26.28	424.62	1
663332	3949.98	22.76	3.54	26.3	426.58	1

n77(3700-3980) 60M CP-OFDM 64QAM For FCC						
Channel	Frequency (MHz)	Conducted Power (dBm)	Gain (dB)	EIRP (dBm)	EIRP (mW)	Limit (W)
648668	3730.02	21.21	3.54	24.75	298.54	1
656000	3840	21.88	3.54	25.42	348.34	1
663332	3949.98	22.07	3.54	25.61	363.92	1

n77(3700-3980) 60M CP-OFDM 256QAM For FCC						
Channel	Frequency (MHz)	Conducted Power (dBm)	Gain (dB)	EIRP (dBm)	EIRP (mW)	Limit (W)
648668	3730.02	20.76	3.54	24.3	269.15	1
656000	3840	20.7	3.54	24.24	265.46	1
663332	3949.98	20.49	3.54	24.03	252.93	1

n77(3700-3980) 50M CP-OFDM QPSK For FCC						
Channel	Frequency (MHz)	Conducted Power (dBm)	Gain (dB)	EIRP (dBm)	EIRP (mW)	Limit (W)
648334	3725.01	21.97	3.54	25.51	355.63	1
656000	3840	22.52	3.54	26.06	403.65	1
663666	3954.99	22.67	3.54	26.21	417.83	1

n77(3700-3980) 50M CP-OFDM 16QAM For FCC						
Channel	Frequency (MHz)	Conducted Power (dBm)	Gain (dB)	EIRP (dBm)	EIRP (mW)	Limit (W)
648334	3725.01	21.99	3.54	25.53	357.27	1
656000	3840	22.42	3.54	25.96	394.46	1
663666	3954.99	22.57	3.54	26.11	408.32	1

n77(3700-3980) 50M CP-OFDM 64QAM For FCC						
Channel	Frequency (MHz)	Conducted Power (dBm)	Gain (dB)	EIRP (dBm)	EIRP (mW)	Limit (W)
648334	3725.01	21.28	3.54	24.82	303.39	1
656000	3840	21.81	3.54	25.35	342.77	1
663666	3954.99	22.09	3.54	25.63	365.59	1

n77(3700-3980) 50M CP-OFDM 256QAM For FCC						
Channel	Frequency (MHz)	Conducted Power (dBm)	Gain (dB)	EIRP (dBm)	EIRP (mW)	Limit (W)
648334	3725.01	20.7	3.54	24.24	265.46	1
656000	3840	20.65	3.54	24.19	262.42	1
663666	3954.99	20.55	3.54	24.09	256.45	1

n77(3700-3980) 40M CP-OFDM QPSK For FCC						
Channel	Frequency (MHz)	Conducted Power (dBm)	Gain (dB)	EIRP (dBm)	EIRP (mW)	Limit (W)
648000	3720	21.92	3.54	25.46	351.56	1
656000	3840	22.51	3.54	26.05	402.72	1
664000	3960	22.74	3.54	26.28	424.62	1

n77(3700-3980) 40M CP-OFDM 16QAM For FCC						
Channel	Frequency (MHz)	Conducted Power (dBm)	Gain (dB)	EIRP (dBm)	EIRP (mW)	Limit (W)
648000	3720	21.93	3.54	25.47	352.37	1
656000	3840	22.42	3.54	25.96	394.46	1
664000	3960	22.55	3.54	26.09	406.44	1

n77(3700-3980) 40M CP-OFDM 64QAM For FCC						
Channel	Frequency (MHz)	Conducted Power (dBm)	Gain (dB)	EIRP (dBm)	EIRP (mW)	Limit (W)
648000	3720	21.49	3.54	25.03	318.42	1
656000	3840	21.86	3.54	25.4	346.74	1
664000	3960	22.08	3.54	25.62	364.75	1

n77(3700-3980) 40M CP-OFDM 256QAM For FCC						
Channel	Frequency (MHz)	Conducted Power (dBm)	Gain (dB)	EIRP (dBm)	EIRP (mW)	Limit (W)
648000	3720	20.78	3.54	24.32	270.4	1
656000	3840	20.67	3.54	24.21	263.63	1
664000	3960	20.49	3.54	24.03	252.93	1

n77(3700-3980) 30M CP-OFDM QPSK For FCC						
Channel	Frequency (MHz)	Conducted Power (dBm)	Gain (dB)	EIRP (dBm)	EIRP (mW)	Limit (W)
647668	3715.02	21.86	3.54	25.4	346.74	1
656000	3840	22.47	3.54	26.01	399.02	1
664332	3964.98	22.67	3.54	26.21	417.83	1

n77(3700-3980) 30M CP-OFDM 16QAM For FCC						
Channel	Frequency (MHz)	Conducted Power (dBm)	Gain (dB)	EIRP (dBm)	EIRP (mW)	Limit (W)
647668	3715.02	21.8	3.54	25.34	341.98	1
656000	3840	22.43	3.54	25.97	395.37	1
664332	3964.98	22.65	3.54	26.19	415.91	1

n77(3700-3980) 30M CP-OFDM 64QAM For FCC						
Channel	Frequency (MHz)	Conducted Power (dBm)	Gain (dB)	EIRP (dBm)	EIRP (mW)	Limit (W)
647668	3715.02	21.25	3.54	24.79	301.3	1
656000	3840	21.8	3.54	25.34	341.98	1
664332	3964.98	22.03	3.54	25.57	360.58	1

n77(3700-3980) 30M CP-OFDM 256QAM For FCC						
Channel	Frequency (MHz)	Conducted Power (dBm)	Gain (dB)	EIRP (dBm)	EIRP (mW)	Limit (W)
647668	3715.02	20.75	3.54	24.29	268.53	1
656000	3840	20.77	3.54	24.31	269.77	1
664332	3964.98	20.56	3.54	24.1	257.04	1

n77(3700-3980) 20M CP-OFDM QPSK For FCC						
Channel	Frequency (MHz)	Conducted Power (dBm)	Gain (dB)	EIRP (dBm)	EIRP (mW)	Limit (W)
647334	3710.01	21.98	3.54	25.52	356.45	1
656000	3840	22.53	3.54	26.07	404.58	1
664666	3969.99	22.72	3.54	26.26	422.67	1

n77(3700-3980) 20M CP-OFDM 16QAM For FCC						
Channel	Frequency (MHz)	Conducted Power (dBm)	Gain (dB)	EIRP (dBm)	EIRP (mW)	Limit (W)
647334	3710.01	21.88	3.54	25.42	348.34	1
656000	3840	22.34	3.54	25.88	387.26	1
664666	3969.99	22.67	3.54	26.21	417.83	1

n77(3700-3980) 20M CP-OFDM 64QAM For FCC						
Channel	Frequency (MHz)	Conducted Power (dBm)	Gain (dB)	EIRP (dBm)	EIRP (mW)	Limit (W)
647334	3710.01	21.94	3.54	25.48	353.18	1
656000	3840	22.07	3.54	25.61	363.92	1
664666	3969.99	22.32	3.54	25.86	385.48	1

n77(3700-3980) 20M CP-OFDM 256QAM For FCC						
Channel	Frequency (MHz)	Conducted Power (dBm)	Gain (dB)	EIRP (dBm)	EIRP (mW)	Limit (W)
647334	3710.01	20.67	3.54	24.21	263.63	1
656000	3840	20.73	3.54	24.27	267.3	1
664666	3969.99	20.85	3.54	24.39	274.79	1

3.2 FREQUENCY STABILITY MEASUREMENT

3.2.1 LIMITS OF FREQUENCY STABILIITY MEASUREMENT

The frequency stability shall be sufficient to ensure that the fundamental emissions stay within the authorized bands of operation.

3.2.2 TEST PROCEDURE

a. Device is placed at the oven room. The oven room could control the temperatures and humidity. Power warms up is at least 15 min and power applied should perform before recording frequency error.
b. EUT is connected the external power supply to control the DC input power. The test voltage range is from minimum to maximum working voltage. Each step shall be recording the frequency error rate.
c. The temperature range step is 10 degrees in this test items. All temperature levels shall be holding the ±0.5℃ during the measurement testing. Each temperature step shall be at least 0.5 hours, consider the EUT could be test under the stability condition.

NOTE: The frequency error was recorded frequency error from the communication simulator.

3.2.3 TEST SETUP

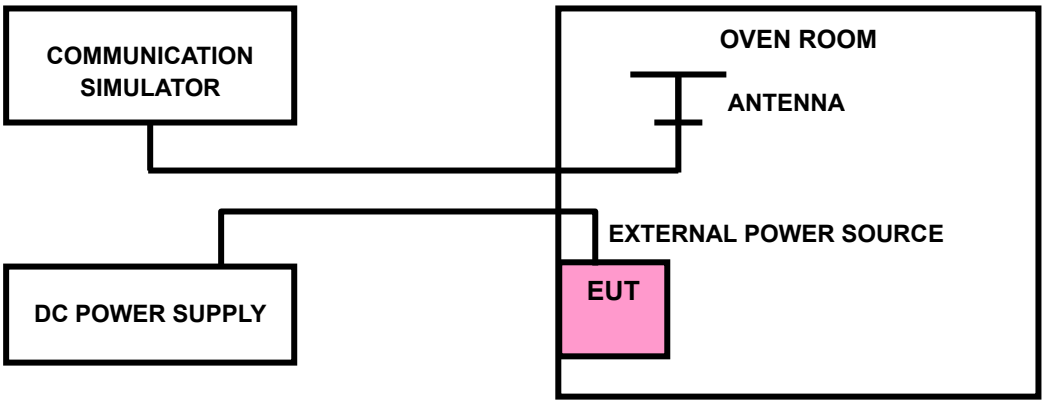

3.2.4 TEST RESULTS

Please Refer to Appendix A Of this test report.

Note: VL = Low voltage(3.8V); VN/NV = Normal voltage(4.0V); VH = High voltage(4.2V);
NT = Normal temperature (25℃)

3.3 OCCUPIED BANDWIDTH MEASUREMENT

3.3.1 LIMITS OF OCCUPIED BANDWIDTH MEASUREMENT

The width of a frequency band such that, below the lower and above the upper frequency limits, the mean powers emitted are each equal to a specified percentage 0.5 %of the total mean power of a given emission.

3.3.2 TEST SETUP

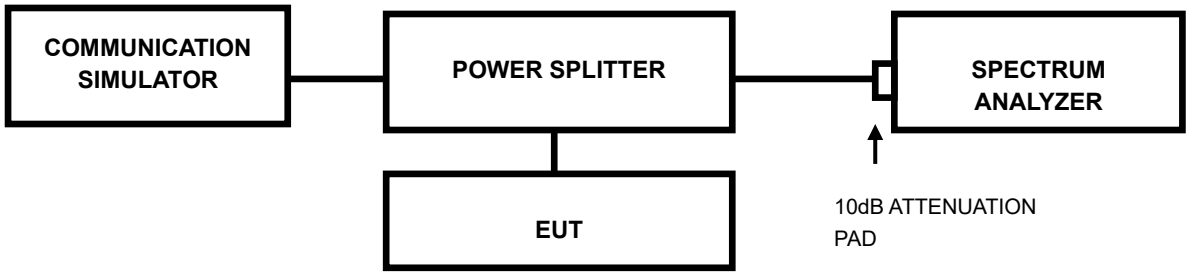

3.3.3 TEST PROCEDURES

a. The conducted occupied bandwidth used the power splitter via EUT RF power connector between simulation base station and spectrum analyzer.
b. Use OBW measurement function of Spectrum analyzer to measure 99 % occupied bandwidth.

3.3.4 TEST RESULTS

Please Refer to Appendix A Of this test report.

3.4 BAND EDGE MEASUREMENT

3.4.1 LIMITS OF BAND EDGE MEASUREMENT

Power of any emission outside of the authorized operating frequency ranges must be attenuated below the transmitting power (P) by a factor of at least 43 + 10 log(P) dB. In the 1 MHz bands immediately outside and adjacent to the frequency block a resolution bandwidth of at least one percent of the emission bandwidth of the fundamental emission of the transmitter may be employed.(n2/n5/n25/n66)

According to FCC 27.53(g) specified that For operations in the 600 MHz band and the 698-746 MHz band, the power of any emission outside a licensee's frequency band(s) of operation shall be attenuated below the transmitter power (P) within the licensed band(s) of operation, measured in watts, by at least 43 + 10 log (P) dB. However, in the 100 kilohertz bands immediately outside and adjacent to a licensee's frequency block, a resolution bandwidth of at least 30 kHz may be employed. (n71)

According to FCC 27.53(m)(4) specified that For mobile digital stations, the attenuation factor shall be not less than 40 + 10 log (P) dB on all frequencies between the channel edge and 5 megahertz from the channel edge, 43 + 10 log (P) dB on all frequencies between 5 megahertz and X megahertz from the channel edge, and 55 + 10 log (P) dB on all frequencies more than X megahertz from the channel edge, where X is the greater of 6 megahertz or the actual emission bandwidth as defined in paragraph (m)(6) of this section. In addition, the attenuation factor shall not be less that 43 + 10 log (P) dB on all frequencies between 2490.5 MHz and 2496 MHz and 55 + 10 log (P) dB at or below 2490.5 MHz. Mobile Satellite Service licensees operating on frequencies below 2495 MHz may also submit a documented interference complaint against BRS licensees operating on channel BRS Channel 1 on the same terms and conditions as adjacent channel BRS or EBS licensees. For mobile digital stations, in the 1-megahertz bands immediately outside and adjacent to the frequency block a resolution bandwidth of at least two percent may be employed.(n41)

According to FCC 27.53(l)(2) specified that For mobile operations in the 3700-3980 MHz band, the conducted power of any emission outside the licensee's authorized bandwidth shall not exceed −13 dBm/MHz. Compliance with this paragraph (l)(2) is based on the use of measurement instrumentation employing a resolution bandwidth of 1 megahertz or greater. However, in the 1-megahertz bands immediately outside and adjacent to the licensee's frequency block, the minimum resolution bandwidth for the measurement shall be either one percent of the emission bandwidth of the fundamental emission of the transmitter or 350 kHz. In the bands between 1 and 5 MHz removed from the licensee's frequency block, the minimum resolution bandwidth for the measurement shall be 500 kHz.(n77/n78)

3.4.2 TEST SETUP

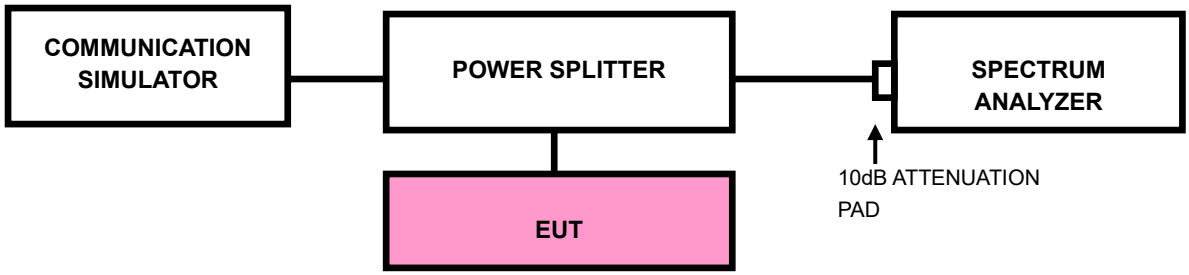

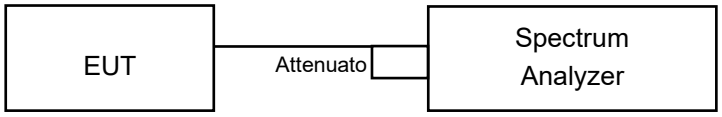

3.4.3 TEST PROCEDURES

a) Connect the transmitter to the spectrum analyzer via coaxial cable while ensuring proper impedance matching.

b) Tune the analyzer to the nominal center frequency of the emission bandwidth (EBW).

c) Set the resolution bandwidth (RBW) ≧ 1% EBW in the 1MHz band immediately outside and adjacent to the band edge.

d) Beyond the 1MHz band from the band edge, RBW=1MHz was used.

e) Set the video bandwidth (VBW) to ≧3 x RBW.

f) Select the average power (RMS) display detector.

g) Set the number of measurement points to ≧ 1001.

h) Use auto-coupled sweep time.

i) Perform the measurement over an interval of time when the transmission is continuous and at its maximum power level.

j) The RF fundamental frequency should be excluded against the limit line in the operating frequency band and use RBW is10KHz or 100KHz.

k) Record the max trace plot into the test report.

3.4.4 TEST RESULTS

Please Refer to Appendix A Of this test report.

3.5 CONDUCTED SPURIOUS EMISSIONS

3.5.1 LIMITS OF CONDUCTED SPURIOUS EMISSIONS MEASUREMENT

The power of any emission outside a licensee's frequency block shall be attenuated below the transmitter power (P) by at least 43 +10 log10(P) dB. The limit of emission is equal to -13dBm.

For 5G NR n41:

The power of any emission outside a licensee's frequency block shall be attenuated below the transmitter power (P) by at least 55 +10 log10(P) dB. The limit of emission is equal to -25dBm.

3.5.2 TEST PROCEDURE

a. The EUT makes a phone call to the communication simulator. All measurements were done at low, middle, and high operational frequency range.

b. Measuring frequency range is from 9kHz up to a frequency including its 10th harmonic. 10dB attenuation pad is connected with spectrum. RBW=1MHz and VBW=3MHz is used for conducted emission measurement.

3.5.3 TEST SETUP

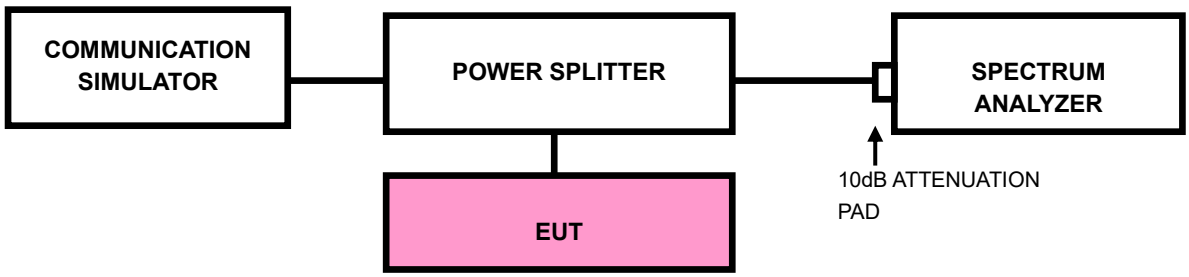

3.5.4 TEST RESULTS

NOTE：The 9K~30MHz amplitude of spurious emissions attenuated more than 20 dB below the permissible value is not required in the report.

Please Refer to Appendix A Of this test report.

3.6 RADIATED EMISSION MEASUREMENT

3.6.1 LIMITS OF RADIATED EMISSION MEASUREMENT

The power of any emission outside a licensee's frequency block shall be attenuated below the transmitter power (P) by at least 43 +10 log10(P) dB. The limit of emission is equal to -13dBm.

For 5G NR n41:

The power of any emission outside a licensee's frequency block shall be attenuated below the transmitter power (P) by at least 55 +10 log10(P) dB. The limit of emission is equal to -25dBm.

3.6.2 TEST PROCEDURES

a. Substitution method is used for E.I.R.P measurement. In the semi-anechoic chamber, EUT placed on the 0.8m height of Turn Table, rotated the table around 360 degrees to search the maximum radiation power and receiver antenna shall be rotated vertical and horizontal polarization and moved height from 1m to 4m to find the maximum polar radiated power. The “Read Value” is the spectrum reading the maximum power value.
b. The substitution horn antenna is substituted for EUT at the same position and signals generator export the CW signal to the substitution antenna via a TX cable. Rotated the Turn Table and moved receiving antenna to find the maximum radiation power. Adjust output power level of S.G to get a Value of spectrum reading equal to “Read Value “ of step a. Record the power level of S.G.
c. EIRP = Output power level of S.G – TX cable loss + Antenna gain of substitution horn.
d. E.R.P power can be calculated form E.I.R.P power by subtracting the gain of dipole, E.R.P power = E.I.P.R power - 2.15dBi.

NOTE: The resolution bandwidth of spectrum analyzer is 1 MHz, and the video bandwidth is 3 MHz.

3.6.3 DEVIATION FROM TEST STANDARD

No deviation

3.6.4 TEST SETUP

< Frequency Range below 30MHz >

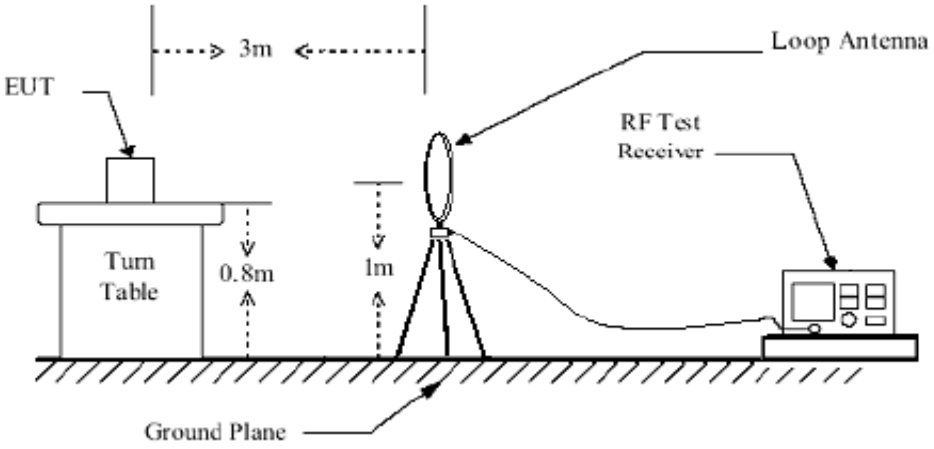

< Frequency Range 30MHz~1GHz >

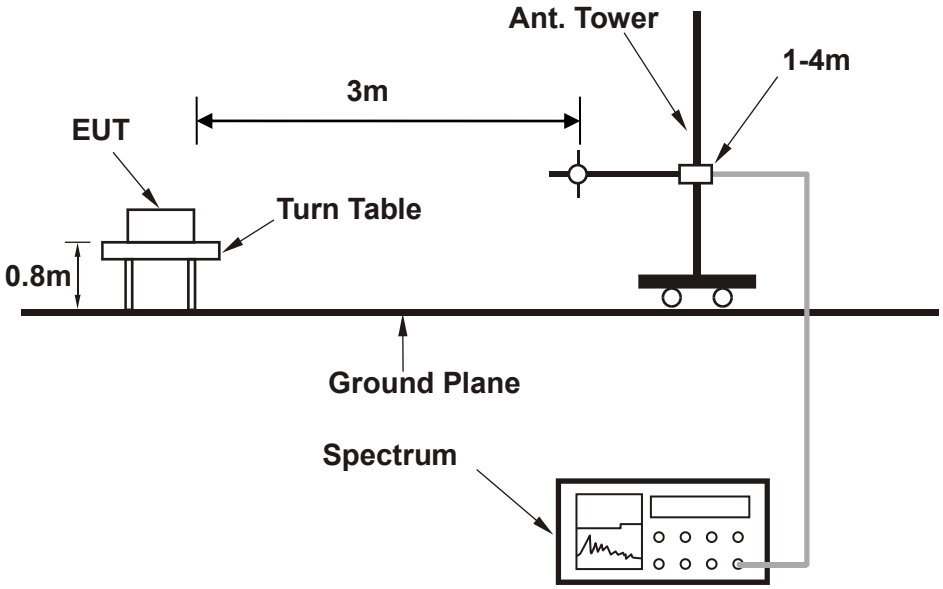

<Frequency Range above 1GHz>

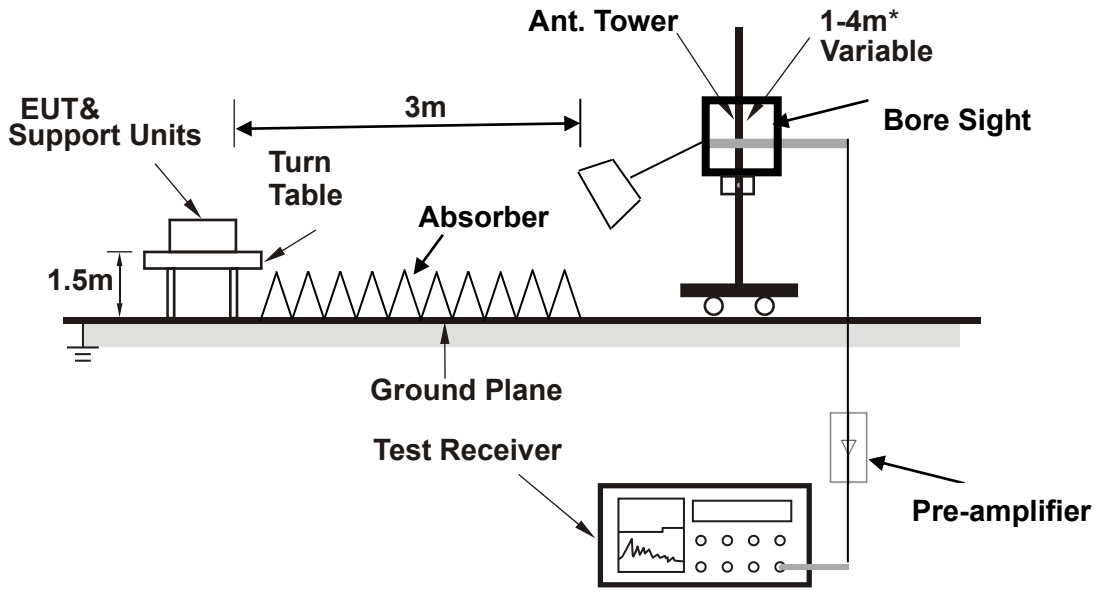

Note: Above 1G is a directional antenna depends on the EUT height and the antenna 3dB beamwidth both, refer to section 7.3 of CISPR 16-2-3.

For the actual test configuration, please refer to the attached file (Test Setup Photo).

3.6.5 TEST RESULTS

NOTE：The 9K~30MHz amplitude of spurious emissions attenuated more than 20 dB below the permissible value is not required in the report.

5G SA BELOW 1GHz WORST-CASE DATA

30 MHz – 1GHz data:
N41 MIMO
CHANNEL BANDWIDTH: 20MHz / QPSK

MODE	TX channel 518598	**FREQUENCY RANGE**	Below 1000MHz
ENVIRONMENTAL CONDITIONS	23deg. C, 70%RH	**INPUT POWER**	DC 14V
TESTED BY	Jace Hu		
ANTENNA POLARITY & TEST DISTANCE: HORIZONTAL AT 3 M			

Rg	Frequency [MHz]	PK+ Level [dBm]	PK+ Limit [dBm]	PK+ Margin [dB]	Correction [dB]	Polarization	Azimuth [deg]	Antenna Height [m]
1	37.550	-63.48	-25.00	38.48	5.42	H	5.4	2.00
1	65.250	-71.05	-25.00	46.05	-1.09	H	129.6	1.00
1	162.550	-68.61	-25.00	43.61	-6.94	H	230.4	2.00
1	235.500	-65.42	-25.00	40.42	6.19	H	359.1	1.00
1	419.200	-70.11	-25.00	45.11	6.32	H	183.8	2.00
2	597.446	-63.30	-25.00	38.30	4.15	H	263.8	2.00

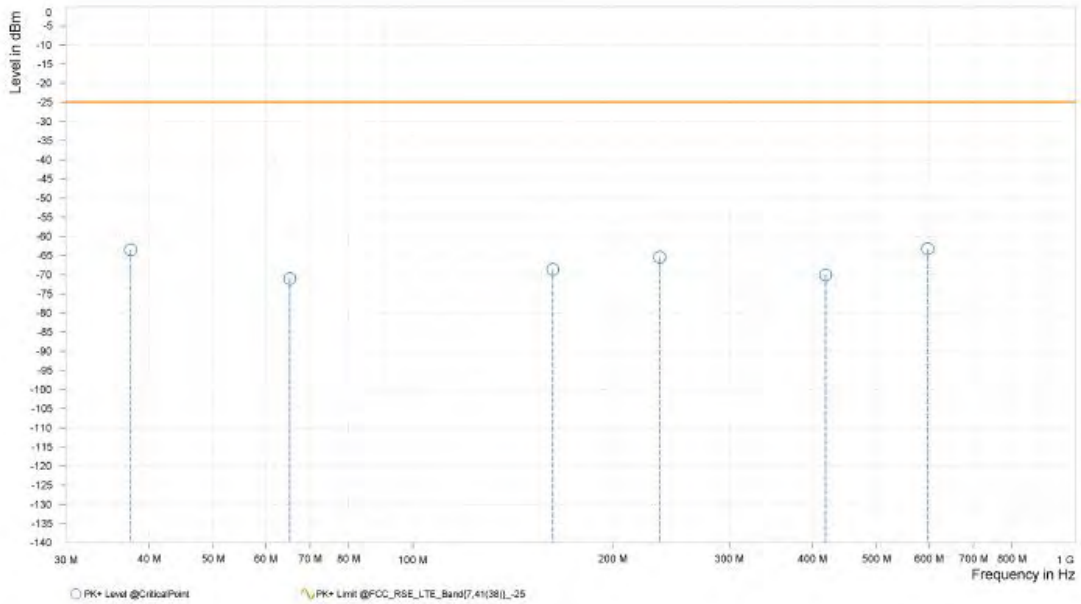

MODE	TX channel 518598	FREQUENCY RANGE	Below 1000MHz
ENVIRONMENTAL CONDITIONS	23deg. C, 70%RH	INPUT POWER	DC 14V
TESTED BY	Jace Hu		
ANTENNA POLARITY & TEST DISTANCE: VERTICAL AT 3 M			

Rg	Frequency [MHz]	PK+ Level [dBm]	PK+ Limit [dBm]	PK+ Margin [dB]	Correction [dB]	Polarization	Azimuth [deg]	Antenna Height [m]
1	32.850	-61.38	-25.00	36.38	-1.48	V	231.2	1.00
1	58.200	-70.44	-25.00	45.44	1.77	V	226.9	2.00
1	99.900	-60.90	-25.00	35.90	9.76	V	34.4	2.00
1	197.000	-75.30	-25.00	50.30	-1.62	V	3.3	2.00
1	318.900	-70.78	-25.00	45.78	2.83	V	226.9	2.00
2	596.163	-63.78	-25.00	38.78	5.13	V	148.7	1.00

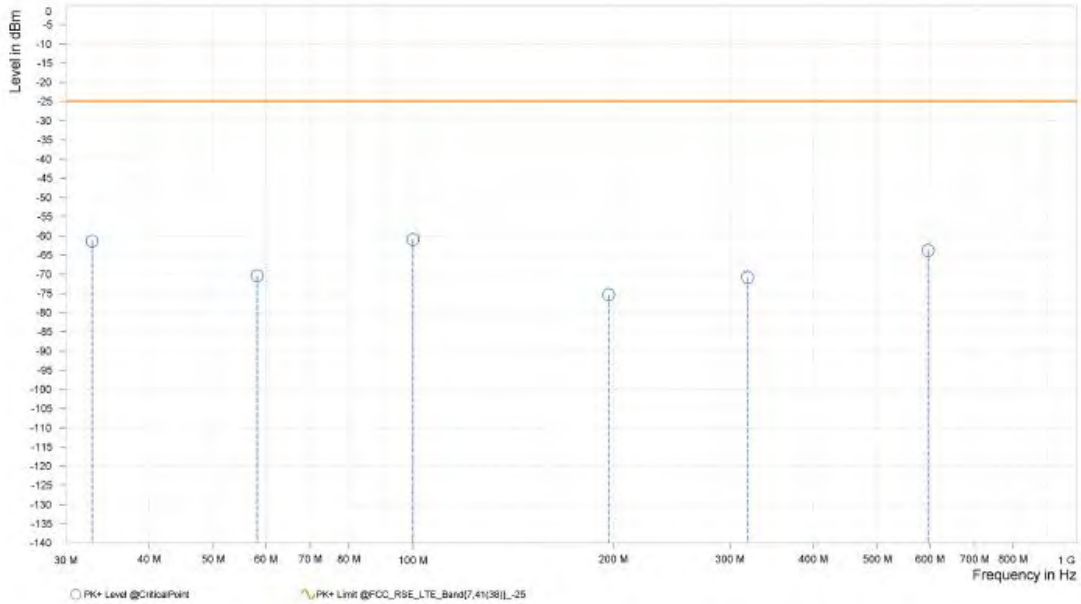

ABOVE 1GHz

Note: For higher frequency, the emission is too low to be detected.

N25

CHANNEL BANDWIDTH: 5MHz / QPSK

CH 370500:

MODE	TX channel 370500	**FREQUENCY RANGE**	Above 1000MHz
ENVIRONMENTAL CONDITIONS	23deg. C, 70%RH	**INPUT POWER**	DC 14V
TESTED BY	Jace Hu		
ANTENNA POLARITY & TEST DISTANCE: HORIZONTAL AT 3 M			

	Freq	Level	Read Level	Limit Line	Over Limit	Factor	Remark	Pol/Phase
	MHz	dBm/m	dBm	dBm/m	dB	dB/m		
1	3705.000	-51.72	-60.12	-13.00	-38.72	8.40	Peak	Horizontal
2 PP	5551.000	-50.50	-62.30	-13.00	-37.50	11.80	Peak	Horizontal

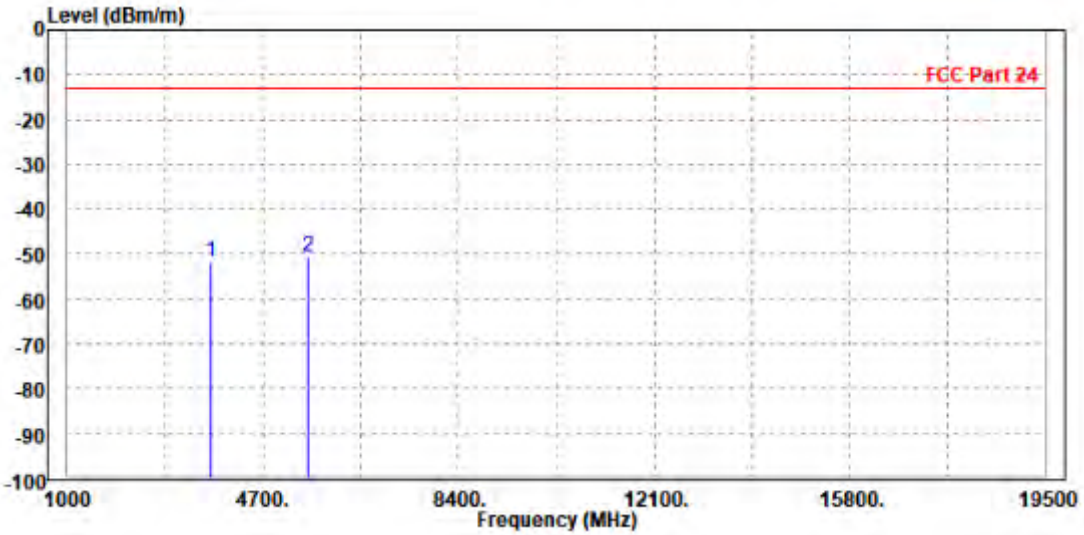

MODE	TX channel 370500	FREQUENCY RANGE	Above 1000MHz
ENVIRONMENTAL CONDITIONS	23deg. C, 70%RH	INPUT POWER	DC 14V
TESTED BY	Jace Hu		
ANTENNA POLARITY & TEST DISTANCE: VERTICAL AT 3 M			

	Freq	Level	Read Level	Limit Line	Over Limit	Factor	Remark	Pol/Phase
	MHz	dBm/m	dBm	dBm/m	dB	dB/m		
1	3701.000	-49.72	-58.35	-13.00	-36.72	8.63	Peak	Vertical
2 PP	5557.500	-48.83	-61.16	-13.00	-35.83	12.33	Peak	Vertical

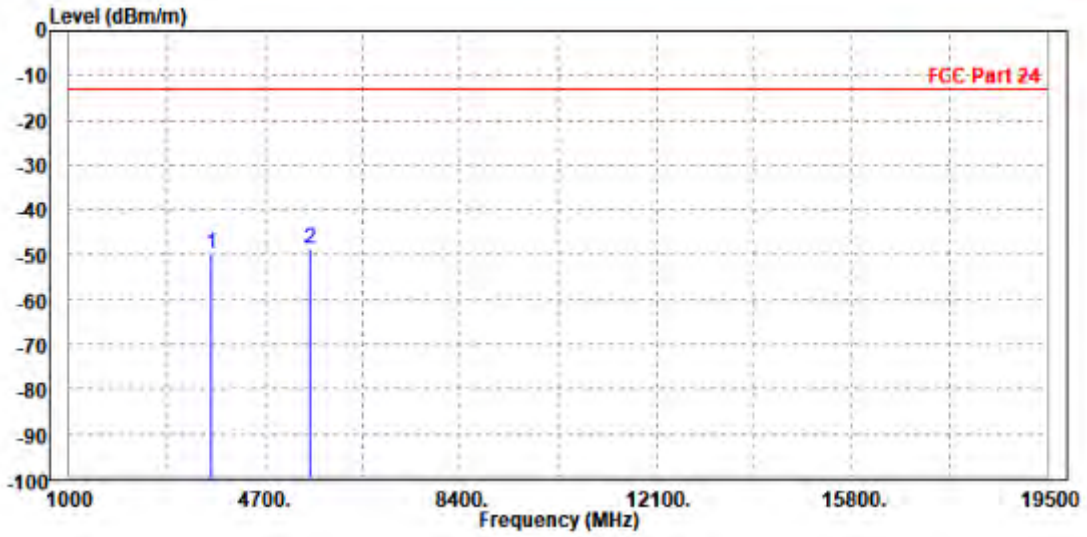

CH 376500:

MODE	TX channel 376500	FREQUENCY RANGE	Above 1000MHz
ENVIRONMENTAL CONDITIONS	23deg. C, 70%RH	INPUT POWER	DC 14V
TESTED BY	Jace Hu		
ANTENNA POLARITY & TEST DISTANCE: HORIZONTAL AT 3 M			

	Freq	Level	Read Level	Limit Line	Over Limit	Factor	Remark	Pol/Phase
	MHz	dBm/m	dBm	dBm/m	dB	dB/m		
1	3756.500	-50.97	-59.32	-13.00	-37.97	8.35	Peak	Horizontal
2 PP	5647.500	-49.75	-61.56	-13.00	-36.75	11.81	Peak	Horizontal

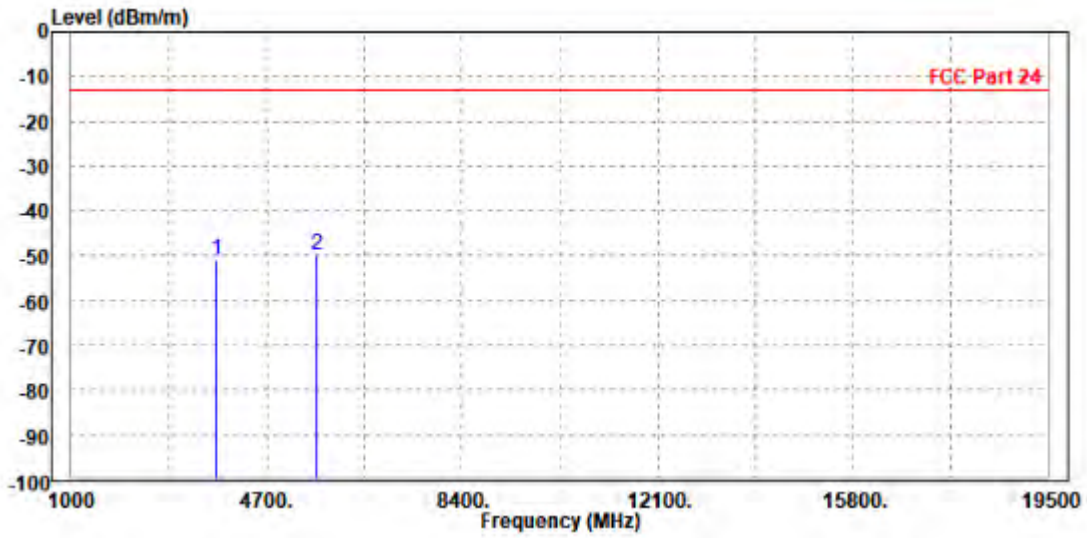

MODE	TX channel 376500	FREQUENCY RANGE	Above 1000MHz
ENVIRONMENTAL CONDITIONS	23deg. C, 70%RH	INPUT POWER	DC 14V
TESTED BY	Jace Hu		
ANTENNA POLARITY & TEST DISTANCE: VERTICAL AT 3 M			

	Freq	Level	Read Level	Limit Line	Over Limit	Factor	Remark	Pol/Phase
	MHz	dBm/m	dBm	dBm/m	dB	dB/m		
1	3765.000	-51.46	-60.09	-13.00	-38.46	8.63	Peak	Vertical
2 PP	5643.500	-48.79	-61.11	-13.00	-35.79	12.32	Peak	Vertical

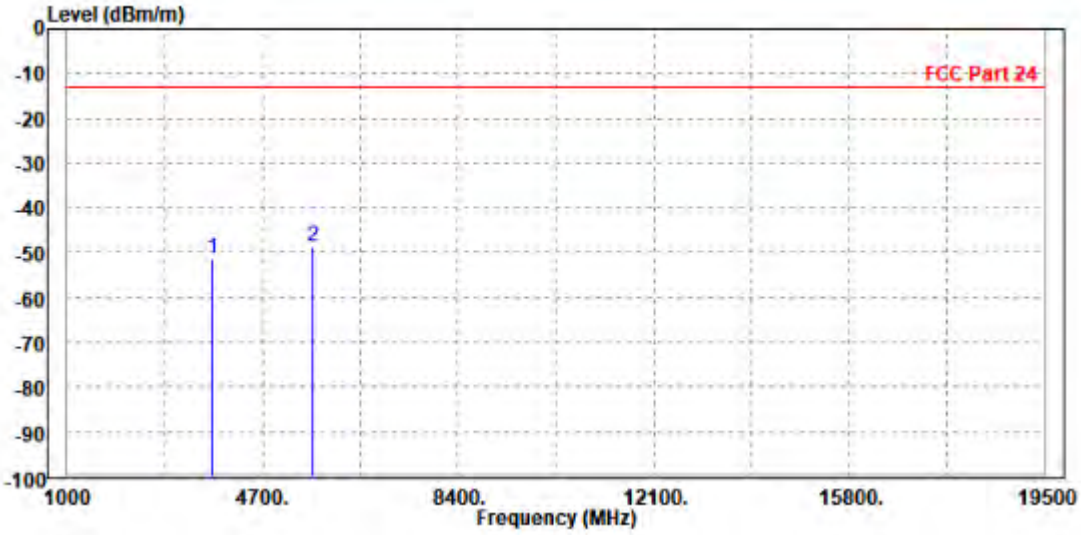

CH 382500:

MODE	TX channel 382500	FREQUENCY RANGE	Above 1000MHz
ENVIRONMENTAL CONDITIONS	23deg. C, 70%RH	INPUT POWER	DC 14V
TESTED BY	Jace Hu		
ANTENNA POLARITY & TEST DISTANCE: HORIZONTAL AT 3 M			

	Freq	Level	Read Level	Limit Line	Over Limit	Factor	Remark	Pol/Phase
	MHz	dBm/m	dBm	dBm/m	dB	dB/m		
1	3830.500	-51.58	-59.88	-13.00	-38.58	8.30	Peak	Horizontal
2 PP	5737.500	-50.09	-61.91	-13.00	-37.09	11.82	Peak	Horizontal

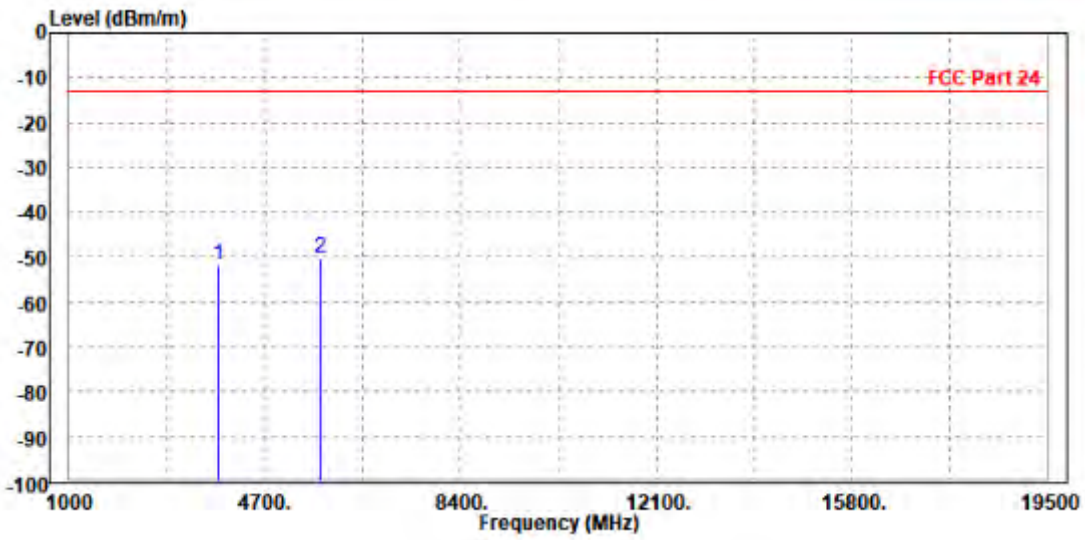

MODE	TX channel 382500	FREQUENCY RANGE	Above 1000MHz
ENVIRONMENTAL CONDITIONS	23deg. C, 70%RH	INPUT POWER	DC 14V
TESTED BY	Jace Hu		
ANTENNA POLARITY & TEST DISTANCE: VERTICAL AT 3 M			

	Freq	Level	Read Level	Limit Line	Over Limit	Factor	Remark	Pol/Phase
	MHz	dBm/m	dBm	dBm/m	dB	dB/m		
1	3825.000	-51.10	-59.73	-13.00	-38.10	8.63	Peak	Vertical
2 PP	5736.000	-49.75	-62.06	-13.00	-36.75	12.31	Peak	Vertical

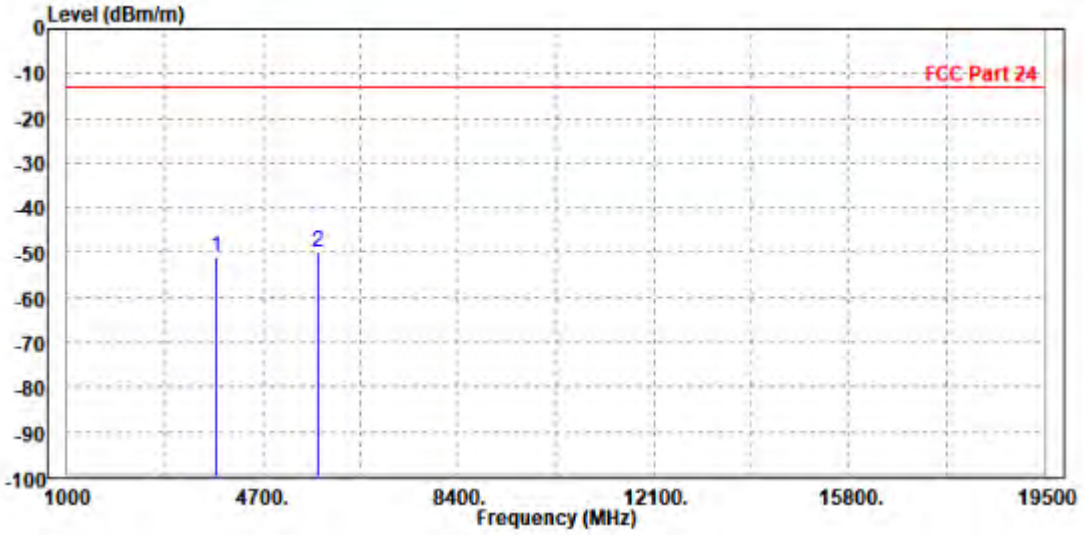

CHANNEL BANDWIDTH: 10MHz / QPSK

MODE	TX channel 376500	**FREQUENCY RANGE**	Above 1000MHz
ENVIRONMENTAL CONDITIONS	23deg. C, 70%RH	**INPUT POWER**	DC 14V
TESTED BY	Jace Hu		
ANTENNA POLARITY & TEST DISTANCE: HORIZONTAL AT 3 M			

	Freq	Level	Read Level	Limit Line	Over Limit	Factor	Remark	Pol/Phase
	MHz	dBm/m	dBm	dBm/m	dB	dB/m		
1	3765.000	-52.16	-60.51	-13.00	-39.16	8.35	Peak	Horizontal
2 PP	5643.500	-49.34	-61.15	-13.00	-36.34	11.81	Peak	Horizontal

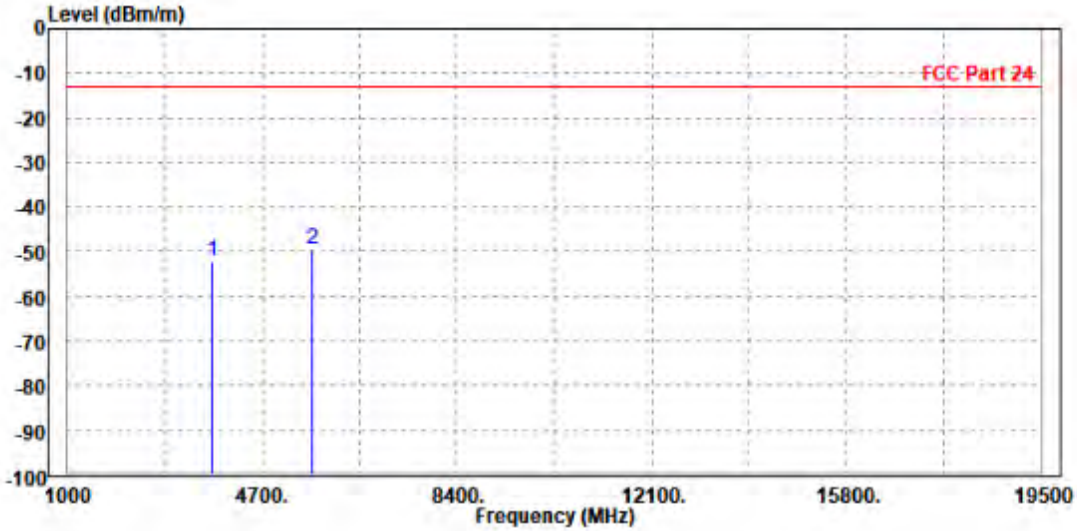

MODE	TX channel 376500	FREQUENCY RANGE	Above 1000MHz
ENVIRONMENTAL CONDITIONS	23deg. C, 70%RH	INPUT POWER	DC 14V
TESTED BY	Jace Hu		
ANTENNA POLARITY & TEST DISTANCE: VERTICAL AT 3 M			

	Freq	Level	Read Level	Limit Line	Over Limit	Factor	Remark	Pol/Phase
	MHz	dBm/m	dBm	dBm/m	dB	dB/m		
1	3756.500	-50.93	-59.56	-13.00	-37.93	8.63	Peak	Vertical
2 PP	5647.500	-49.56	-61.88	-13.00	-36.56	12.32	Peak	Vertical

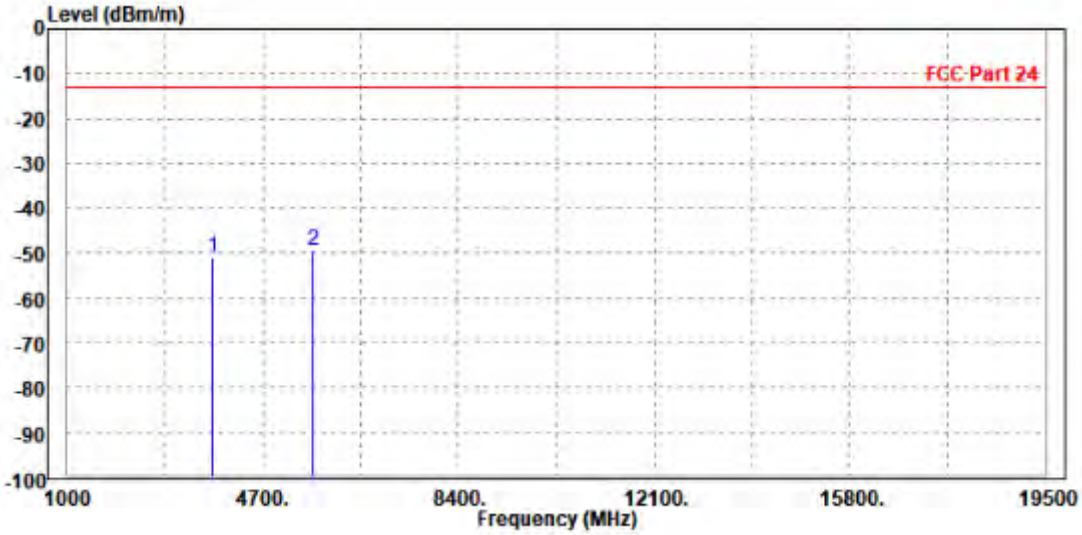

CHANNEL BANDWIDTH: 15MHz / QPSK

MODE	TX channel 376500	**FREQUENCY RANGE**	Above 1000MHz
ENVIRONMENTAL CONDITIONS	23deg. C, 70%RH	**INPUT POWER**	DC 14V
TESTED BY	Jace Hu		
ANTENNA POLARITY & TEST DISTANCE: HORIZONTAL AT 3 M			

		Freq	Level	Read Level	Limit Line	Over Limit	Factor	Remark	Pol/Phase
		MHz	dBm/m	dBm	dBm/m	dB	dB/m		
1		3756.500	-51.77	-60.12	-13.00	-38.77	8.35	Peak	Horizontal
2	PP	5647.500	-50.50	-62.31	-13.00	-37.50	11.81	Peak	Horizontal

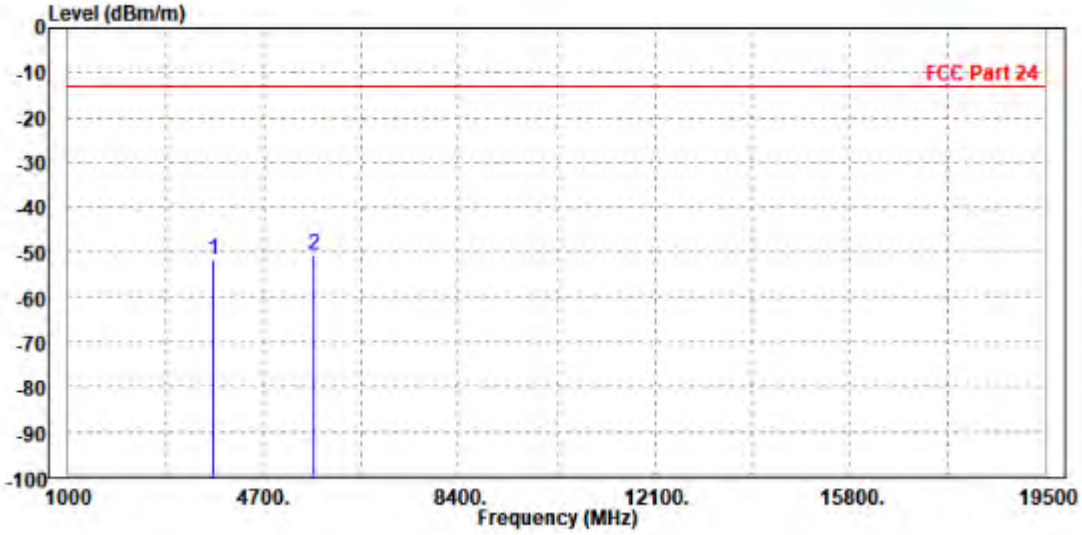

MODE	TX channel 376500	FREQUENCY RANGE	Above 1000MHz
ENVIRONMENTAL CONDITIONS	23deg. C, 70%RH	INPUT POWER	DC 14V
TESTED BY	Jace Hu		
ANTENNA POLARITY & TEST DISTANCE: VERTICAL AT 3 M			

	Freq	Level	Read Level	Limit Line	Over Limit	Factor	Remark	Pol/Phase
	MHz	dBm/m	dBm	dBm/m	dB	dB/m		
1	3765.000	-52.14	-60.77	-13.00	-39.14	8.63	Peak	Vertical
2 PP	5643.500	-49.33	-61.65	-13.00	-36.33	12.32	Peak	Vertical

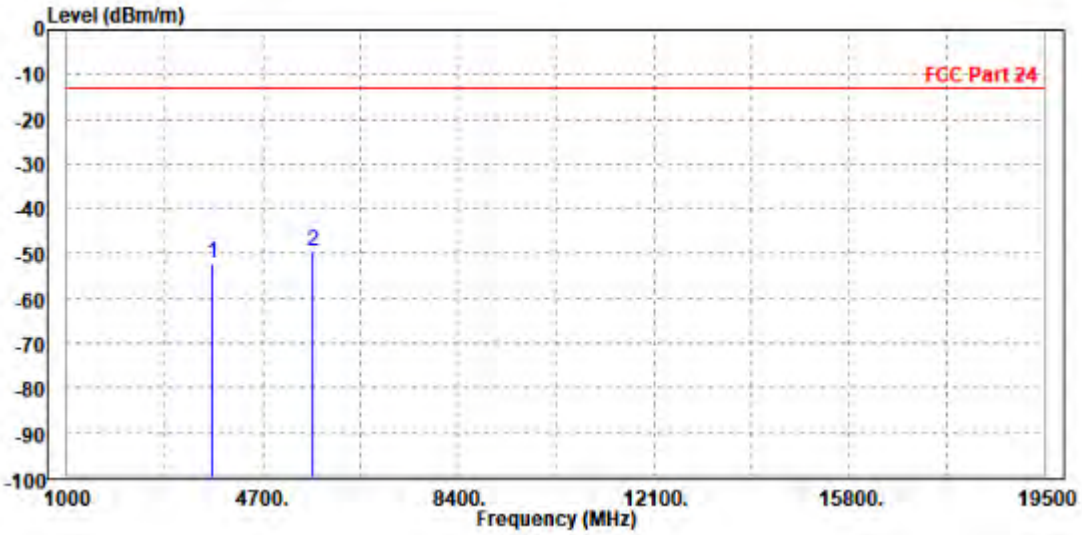

CHANNEL BANDWIDTH: 20MHz / QPSK

MODE	TX channel 376500	**FREQUENCY RANGE**	Above 1000MHz
ENVIRONMENTAL CONDITIONS	23deg. C, 70%RH	**INPUT POWER**	DC 14V
TESTED BY	Jace Hu		
ANTENNA POLARITY & TEST DISTANCE: HORIZONTAL AT 3 M			

	Freq	Level	Read Level	Limit Line	Over Limit	Factor	Remark	Pol/Phase
	MHz	dBm/m	dBm	dBm/m	dB	dB/m		
1	3765.000	-51.89	-60.24	-13.00	-38.89	8.35	Peak	Horizontal
2 PP	5643.500	-50.95	-62.76	-13.00	-37.95	11.81	Peak	Horizontal

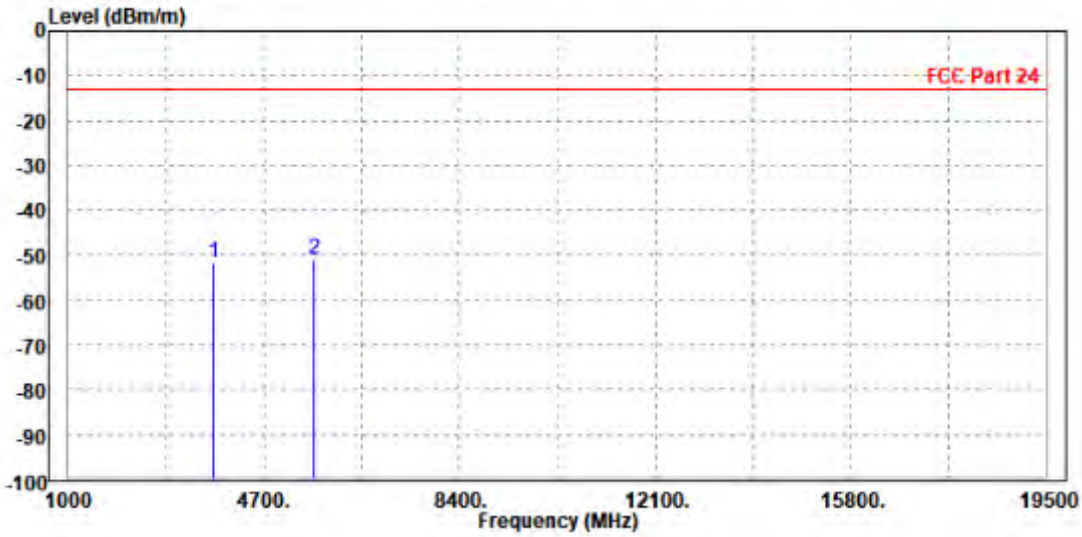

MODE	TX channel 376500	FREQUENCY RANGE	Above 1000MHz
ENVIRONMENTAL CONDITIONS	23deg. C, 70%RH	INPUT POWER	DC 14V
TESTED BY	Jace Hu		
ANTENNA POLARITY & TEST DISTANCE: VERTICAL AT 3 M			

	Freq	Level	Read Level	Limit Line	Over Limit	Factor	Remark	Pol/Phase
	MHz	dBm/m	dBm	dBm/m	dB	dB/m		
1	3756.500	-51.51	-60.14	-13.00	-38.51	8.63	Peak	Vertical
2 PP	5647.500	-49.83	-62.15	-13.00	-36.83	12.32	Peak	Vertical

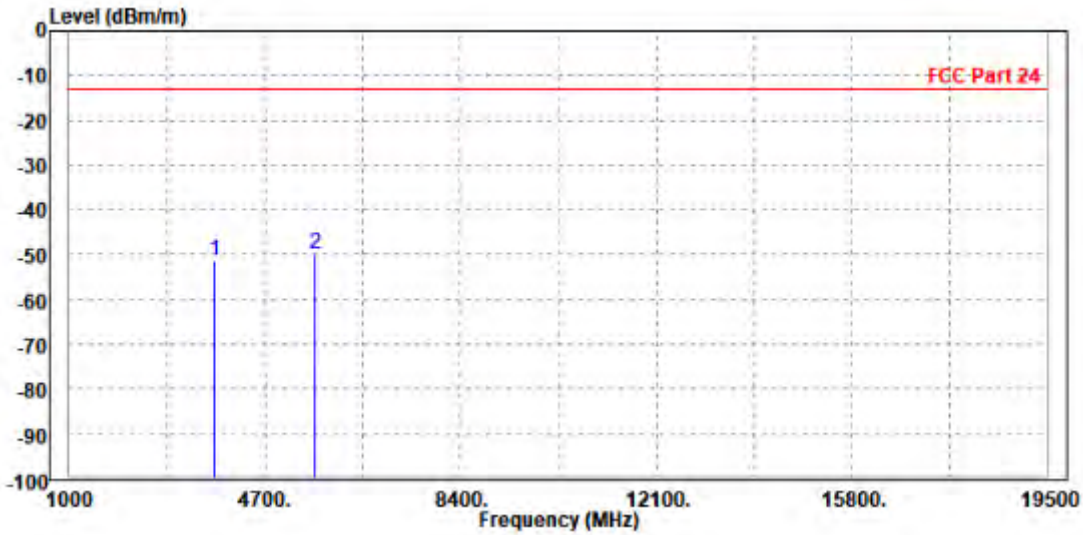

N41 HPUE

CHANNEL BANDWIDTH: 20MHz / QPSK

MODE	TX channel 518598	**FREQUENCY RANGE**	Above 1000MHz
ENVIRONMENTAL CONDITIONS	23deg. C, 70%RH	**INPUT POWER**	DC 14V
TESTED BY	Jace Hu		
ANTENNA POLARITY & TEST DISTANCE: HORIZONTAL AT 3 M			

		Freq	Level	Read Level	Limit Line	Over Limit	Factor	Remark	Pol/Phase
		MHz	dBm/m	dBm	dBm/m	dB	dB/m		
1	PP	5186.000	-48.55	-59.89	-25.00	-23.55	11.34	Peak	Horizontal
2		7779.000	-48.93	-63.75	-25.00	-23.93	14.82	Peak	Horizontal

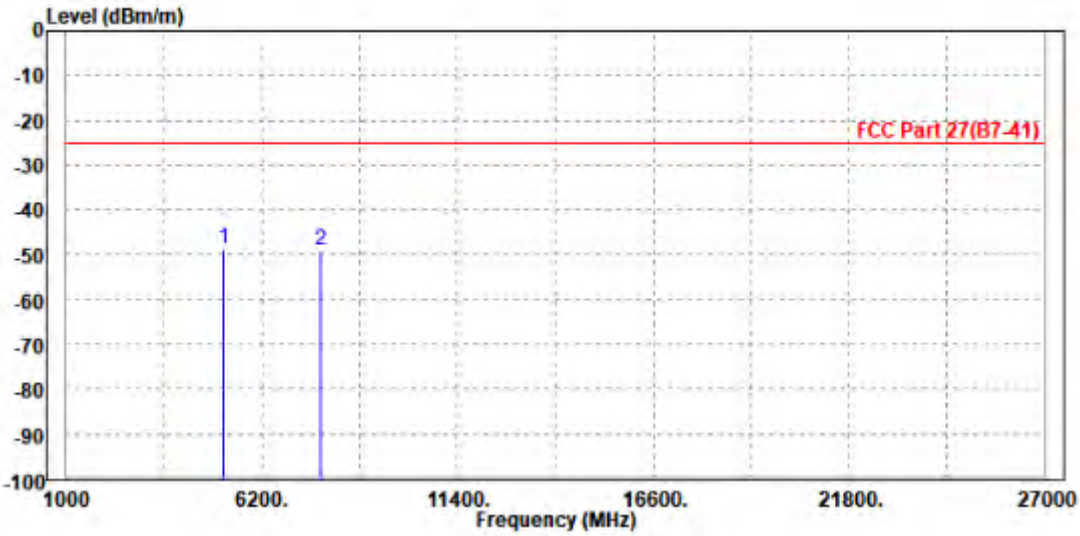

MODE	TX channel 518598	FREQUENCY RANGE	Above 1000MHz
ENVIRONMENTAL CONDITIONS	23deg. C, 70%RH	INPUT POWER	DC 14V
TESTED BY	Jace Hu		
ANTENNA POLARITY & TEST DISTANCE: VERTICAL AT 3 M			

		Freq	Level	Read Level	Limit Line	Over Limit	Factor	Remark	Pol/Phase
		MHz	dBm/m	dBm	dBm/m	dB	dB/m		
1	PP	5186.000	-48.78	-60.51	-25.00	-23.78	11.73	Peak	Vertical
2		7786.000	-49.99	-64.25	-25.00	-24.99	14.26	Peak	Vertical

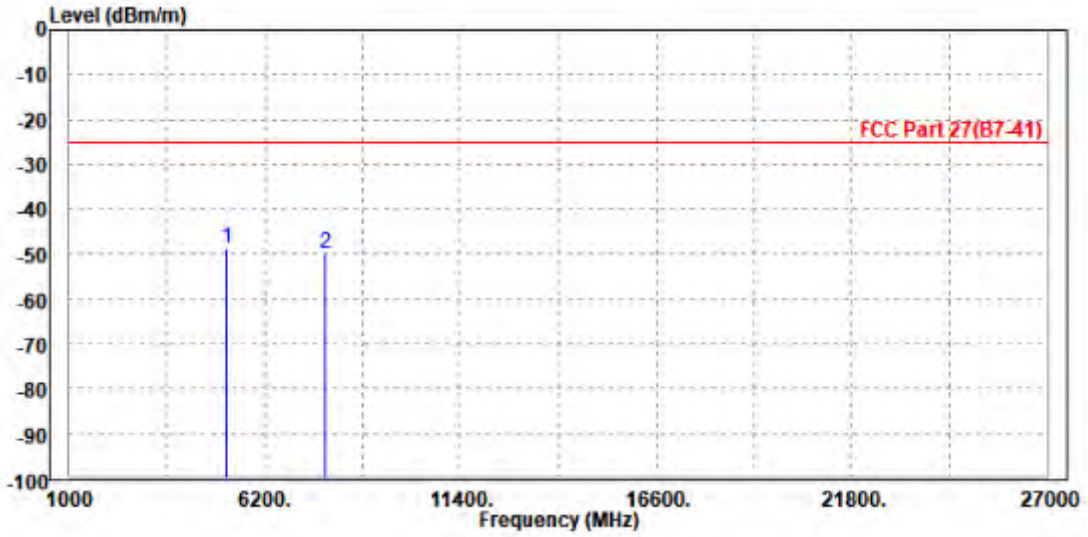

CHANNEL BANDWIDTH: 30MHz / QPSK

MODE	TX channel 518598	**FREQUENCY RANGE**	Above 1000MHz
ENVIRONMENTAL CONDITIONS	23deg. C, 70%RH	**INPUT POWER**	DC 14V
TESTED BY	Jace Hu		
ANTENNA POLARITY & TEST DISTANCE: HORIZONTAL AT 3 M			

	Freq	Level	Read Level	Limit Line	Over Limit	Factor	Remark	Pol/Phase
	MHz	dBm/m	dBm	dBm/m	dB	dB/m		
1 PP	5186.000	-48.55	-59.89	-25.00	-23.55	11.34	Peak	Horizontal
2	7786.000	-49.11	-63.94	-25.00	-24.11	14.83	Peak	Horizontal

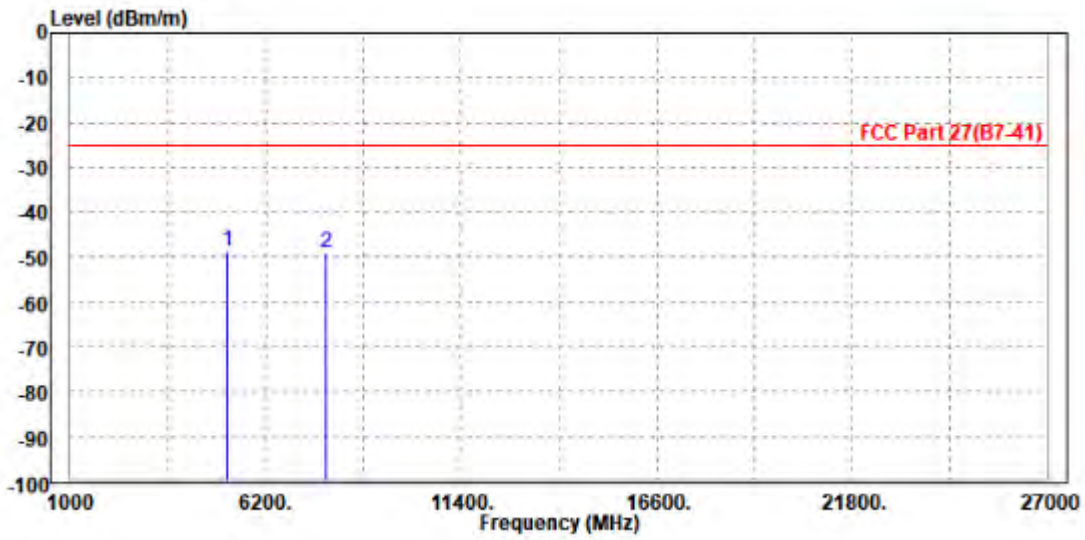

MODE	TX channel 518598	FREQUENCY RANGE	Above 1000MHz
ENVIRONMENTAL CONDITIONS	23deg. C, 70%RH	INPUT POWER	DC 14V
TESTED BY	Jace Hu		
ANTENNA POLARITY & TEST DISTANCE: VERTICAL AT 3 M			

		Freq	Level	Read Level	Limit Line	Over Limit	Factor	Remark	Pol/Phase
		MHz	dBm/m	dBm	dBm/m	dB	dB/m		
1		5186.000	-48.63	-60.36	-25.00	-23.63	11.73	Peak	Vertical
2	PP	7779.000	-48.63	-62.86	-25.00	-23.63	14.23	Peak	Vertical

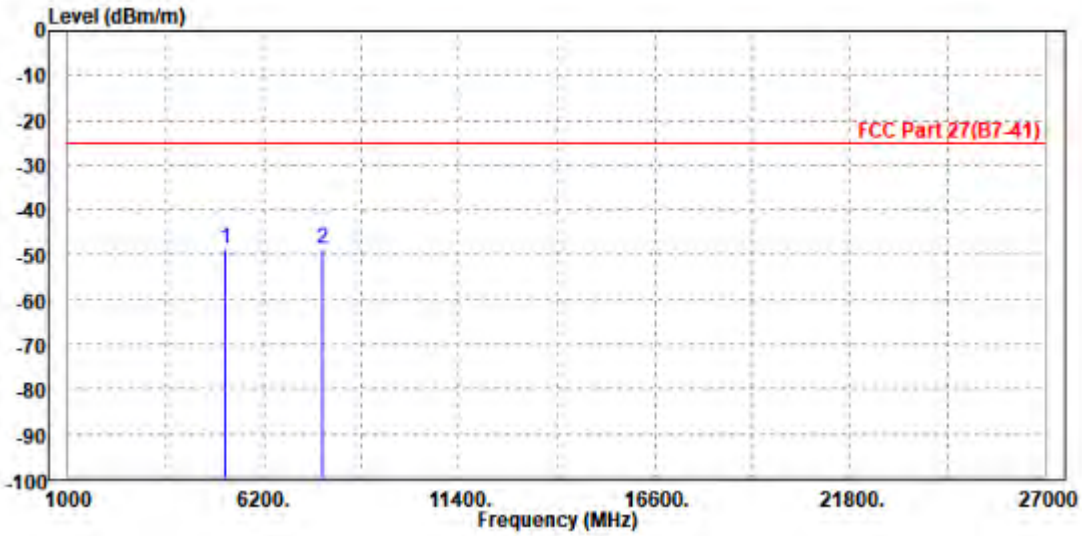

CHANNEL BANDWIDTH: 40MHz / QPSK

MODE	TX channel 518598	**FREQUENCY RANGE**	Above 1000MHz
ENVIRONMENTAL CONDITIONS	23deg. C, 70%RH	**INPUT POWER**	DC 14V
TESTED BY	Jace Hu		
ANTENNA POLARITY & TEST DISTANCE: HORIZONTAL AT 3 M			

		Freq	Level	Read Level	Limit Line	Over Limit	Factor	Remark	Pol/Phase
		MHz	dBm/m	dBm	dBm/m	dB	dB/m		
1	PP	5186.000	-48.49	-59.83	-25.00	-23.49	11.34	Peak	Horizontal
2		7779.000	-49.56	-64.38	-25.00	-24.56	14.82	Peak	Horizontal

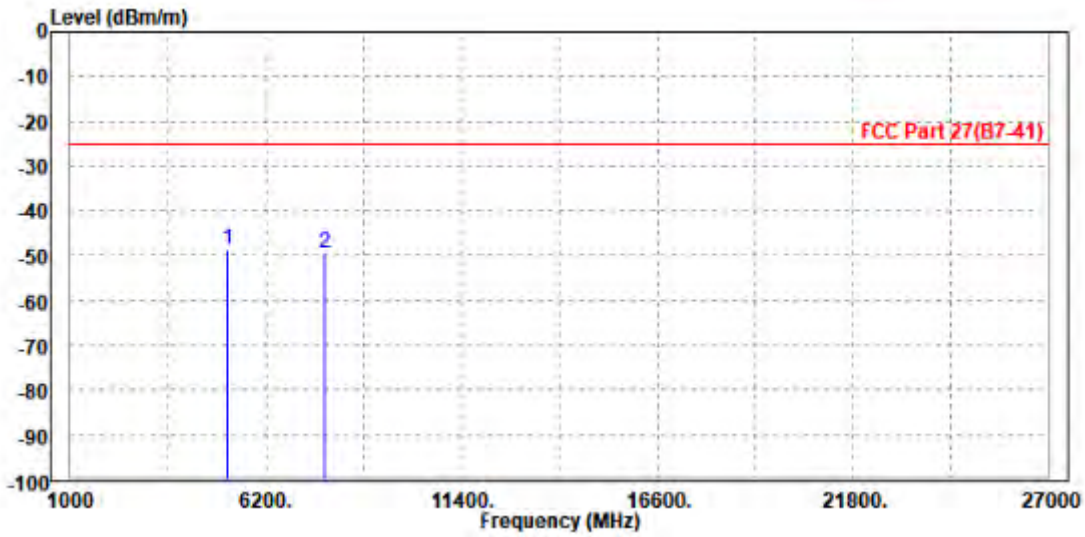

MODE	TX channel 518598	FREQUENCY RANGE	Above 1000MHz
ENVIRONMENTAL CONDITIONS	23deg. C, 70%RH	INPUT POWER	DC 14V
TESTED BY	Jace Hu		
ANTENNA POLARITY & TEST DISTANCE: VERTICAL AT 3 M			

	Freq	Level	Read Level	Limit Line	Over Limit	Factor	Remark	Pol/Phase
	MHz	dBm/m	dBm	dBm/m	dB	dB/m		
1 PP	5186.000	-47.75	-59.48	-25.00	-22.75	11.73	Peak	Vertical
2	7786.000	-50.26	-64.52	-25.00	-25.26	14.26	Peak	Vertical

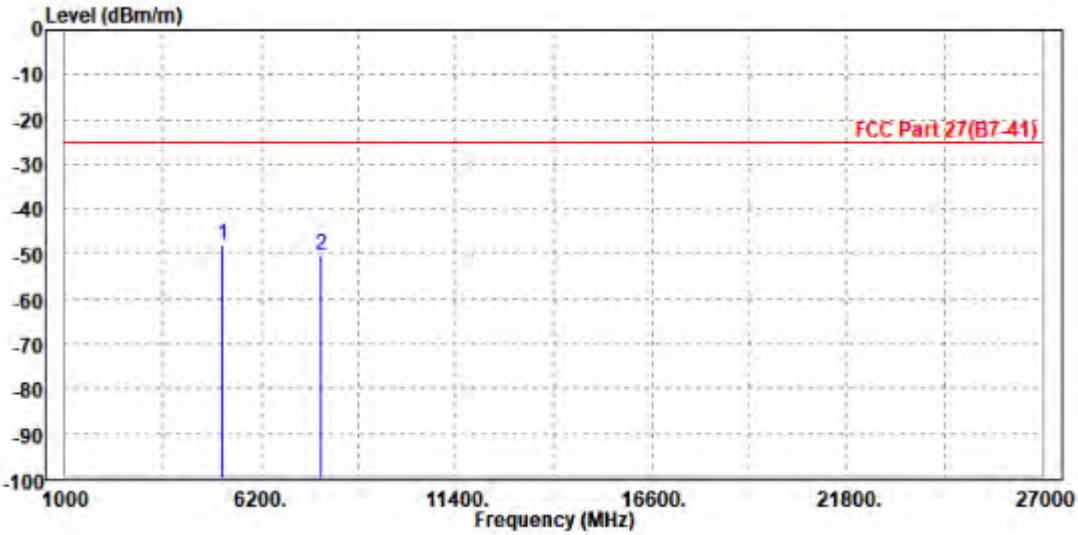

CHANNEL BANDWIDTH: 50MHz / QPSK

MODE	TX channel 518598	FREQUENCY RANGE	Above 1000MHz
ENVIRONMENTAL CONDITIONS	23deg. C, 70%RH	INPUT POWER	DC 14V
TESTED BY	Jace Hu		
ANTENNA POLARITY & TEST DISTANCE: HORIZONTAL AT 3 M			

		Freq	Level	Read Level	Limit Line	Over Limit	Factor	Remark	Pol/Phase
		MHz	dBm/m	dBm	dBm/m	dB	dB/m		
1	PP	5186.000	-48.28	-59.62	-25.00	-23.28	11.34	Peak	Horizontal
2		7786.000	-48.98	-63.81	-25.00	-23.98	14.83	Peak	Horizontal

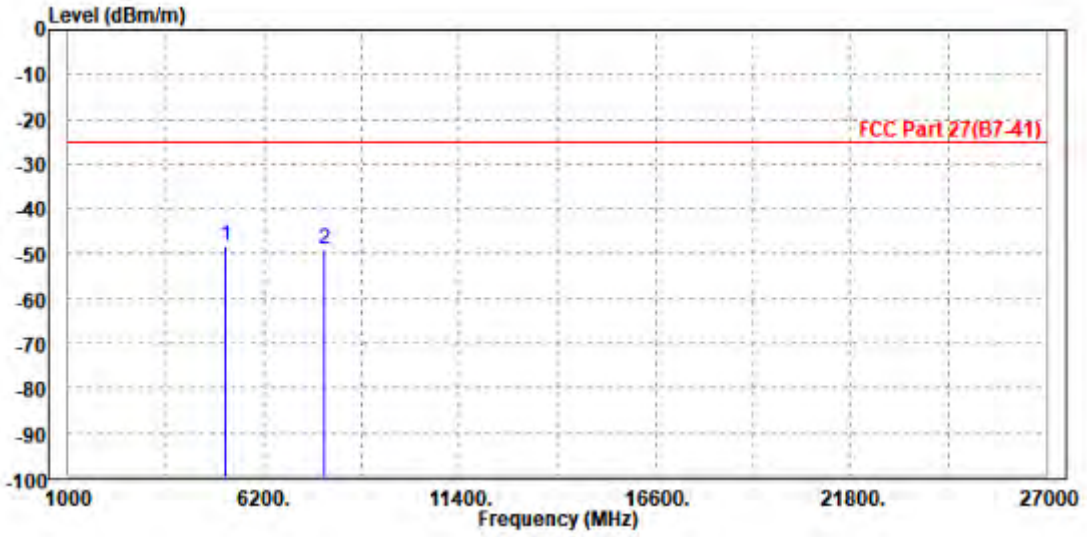

MODE	TX channel 518598	FREQUENCY RANGE	Above 1000MHz
ENVIRONMENTAL CONDITIONS	23deg. C, 70%RH	INPUT POWER	DC 14V
TESTED BY	Jace Hu		
ANTENNA POLARITY & TEST DISTANCE: VERTICAL AT 3 M			

	Freq	Level	Read Level	Limit Line	Over Limit	Factor	Remark	Pol/Phase
	MHz	dBm/m	dBm	dBm/m	dB	dB/m		
1 PP	5186.000	-49.07	-60.80	-25.00	-24.07	11.73	Peak	Vertical
2	7779.000	-49.70	-63.93	-25.00	-24.70	14.23	Peak	Vertical

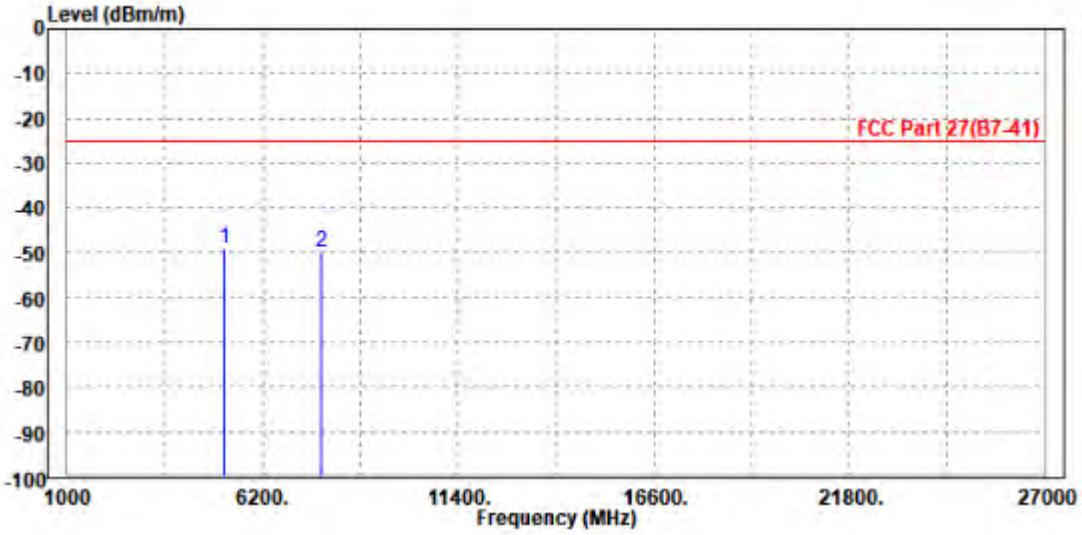

CHANNEL BANDWIDTH: 60MHz / QPSK

MODE	TX channel 518598	**FREQUENCY RANGE**	Above 1000MHz
ENVIRONMENTAL CONDITIONS	23deg. C, 70%RH	**INPUT POWER**	DC 14V
TESTED BY	Jace Hu		
ANTENNA POLARITY & TEST DISTANCE: HORIZONTAL AT 3 M			

	Freq	Level	Read Level	Limit Line	Over Limit	Factor	Remark	Pol/Phase
	MHz	dBm/m	dBm	dBm/m	dB	dB/m		
1	5186.000	-48.19	-59.53	-25.00	-23.19	11.34	Peak	Horizontal
2 PP	7779.000	-47.80	-62.62	-25.00	-22.80	14.82	Peak	Horizontal

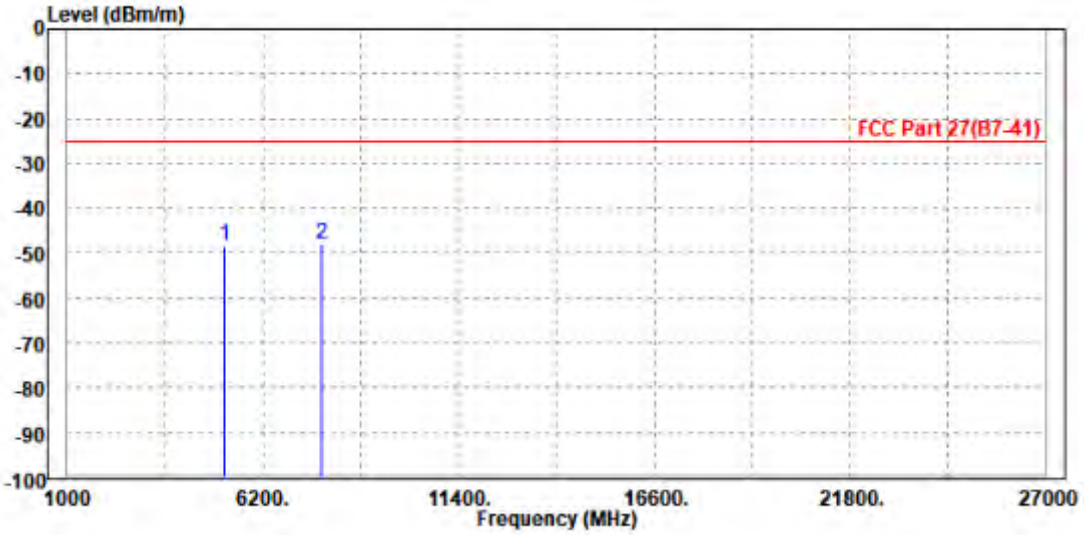

MODE	TX channel 518598	FREQUENCY RANGE	Above 1000MHz
ENVIRONMENTAL CONDITIONS	23deg. C, 70%RH	INPUT POWER	DC 14V
TESTED BY	Jace Hu		
ANTENNA POLARITY & TEST DISTANCE: VERTICAL AT 3 M			

	Freq	Level	Read Level	Limit Line	Over Limit	Factor	Remark	Pol/Phase
	MHz	dBm/m	dBm	dBm/m	dB	dB/m		
1 PP	5186.000	-48.21	-59.94	-25.00	-23.21	11.73	Peak	Vertical
2	7786.000	-50.84	-65.10	-25.00	-25.84	14.26	Peak	Vertical

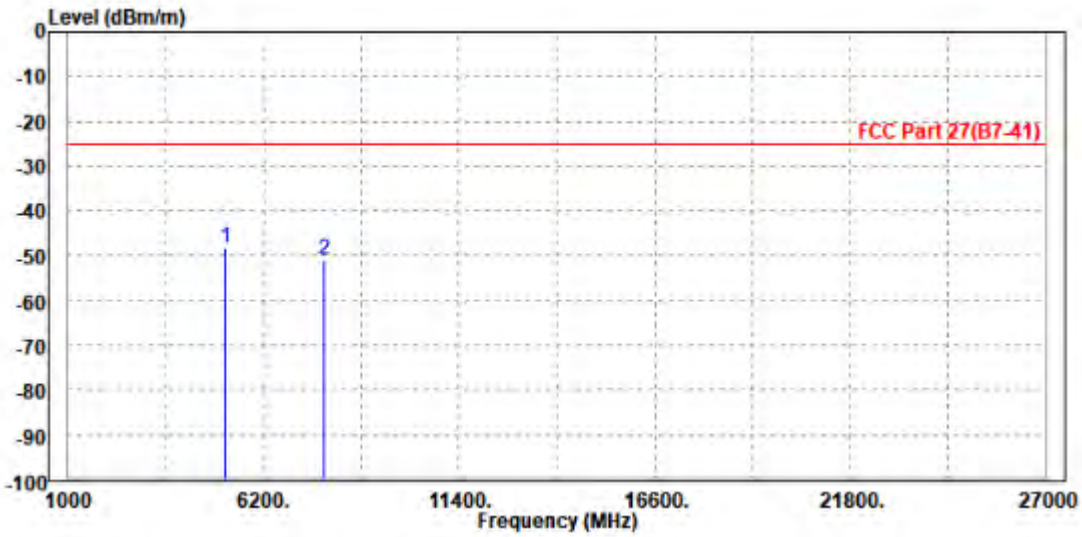

CHANNEL BANDWIDTH: 80MHz / QPSK

CH507204

MODE	TX channel 507204	**FREQUENCY RANGE**	Above 1000MHz
ENVIRONMENTAL CONDITIONS	23deg. C, 70%RH	**INPUT POWER**	DC 14V
TESTED BY	Jace Hu		
ANTENNA POLARITY & TEST DISTANCE: HORIZONTAL AT 3 M			

	Freq	Level	Read Level	Limit Line	Over Limit	Factor	Remark	Pol/Phase
	MHz	dBm/m	dBm	dBm/m	dB	dB/m		
1 PP	5072.000	-49.00	-60.17	-25.00	-24.00	11.17	Peak	Horizontal
2	7604.000	-49.09	-63.61	-25.00	-24.09	14.52	Peak	Horizontal

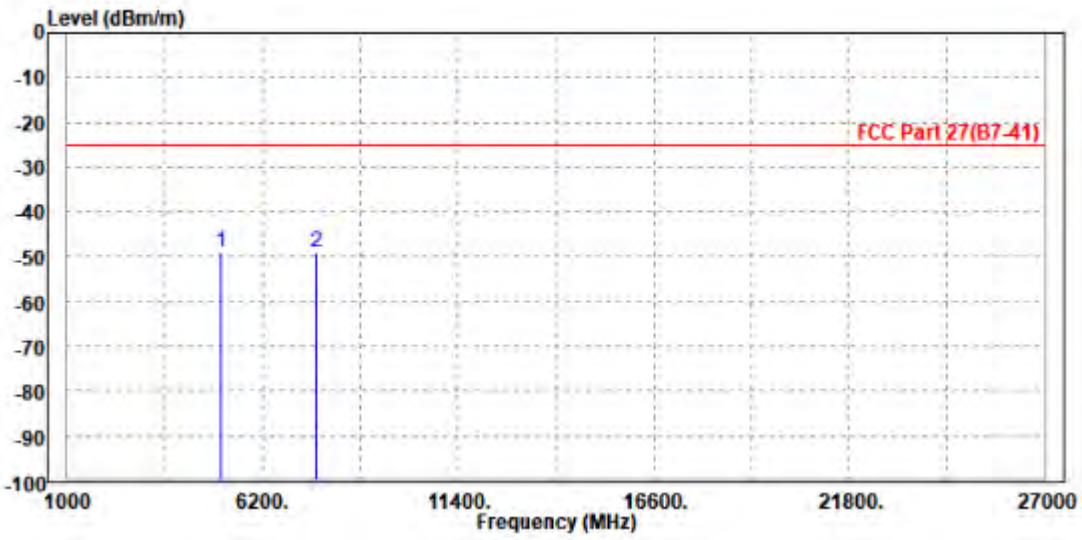

MODE	TX channel 507204	FREQUENCY RANGE	Above 1000MHz
ENVIRONMENTAL CONDITIONS	23deg. C, 70%RH	INPUT POWER	DC 14V
TESTED BY	Jace Hu		
ANTENNA POLARITY & TEST DISTANCE: VERTICAL AT 3 M			

	Freq	Level	Read Level	Limit Line	Over Limit	Factor	Remark	Pol/Phase
	MHz	dBm/m	dBm	dBm/m	dB	dB/m		
1 PP	5082.000	-48.53	-60.06	-25.00	-23.53	11.53	Peak	Vertical
2	7608.000	-49.15	-62.64	-25.00	-24.15	13.49	Peak	Vertical

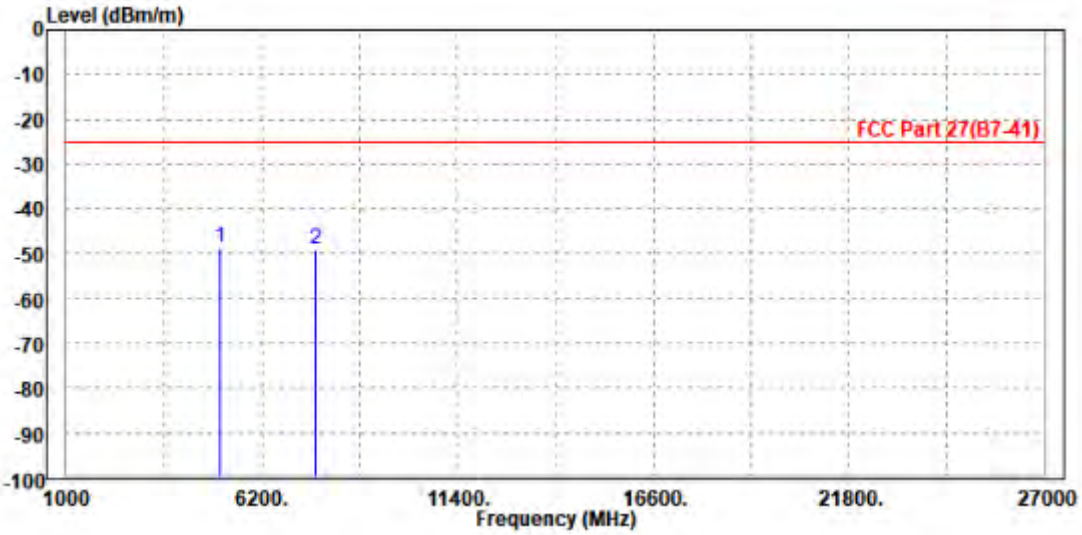

CH518598

MODE	TX channel 518598	**FREQUENCY RANGE**	Above 1000MHz
ENVIRONMENTAL CONDITIONS	23deg. C, 70%RH	**INPUT POWER**	DC 14V
TESTED BY	Jace Hu		
ANTENNA POLARITY & TEST DISTANCE: HORIZONTAL AT 3 M			

	Freq	Level	Read Level	Limit Line	Over Limit	Factor	Remark	Pol/Phase
	MHz	dBm/m	dBm	dBm/m	dB	dB/m		
1 PP	5186.000	-48.99	-60.33	-25.00	-23.99	11.34	Peak	Horizontal
2	7786.000	-49.55	-64.38	-25.00	-24.55	14.83	Peak	Horizontal

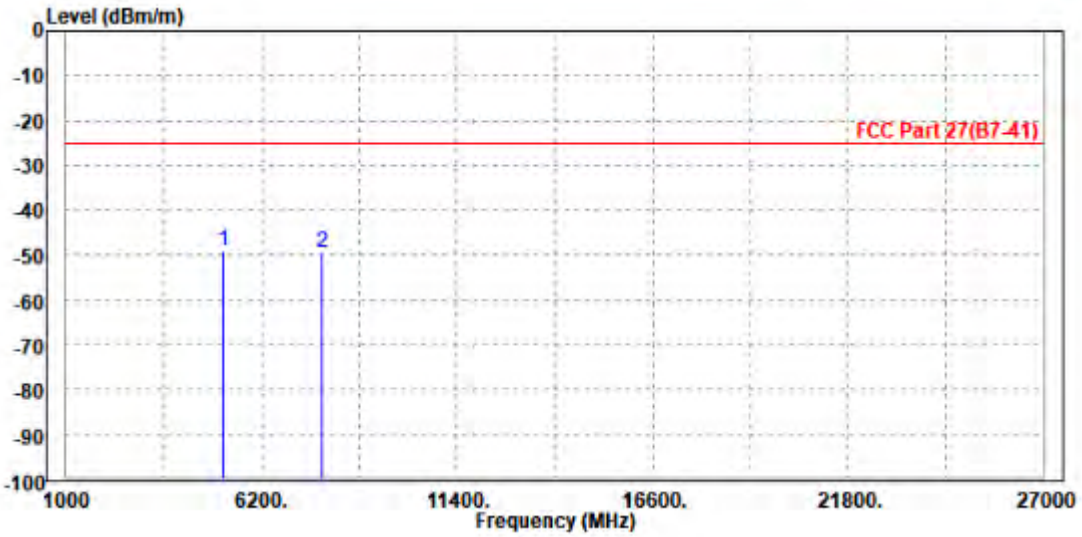

MODE	TX channel 518598	FREQUENCY RANGE	Above 1000MHz
ENVIRONMENTAL CONDITIONS	23deg. C, 70%RH	INPUT POWER	DC 14V
TESTED BY	Jace Hu		
ANTENNA POLARITY & TEST DISTANCE: VERTICAL AT 3 M			

	Freq	Level	Read Level	Limit Line	Over Limit	Factor	Remark	Pol/Phase
	MHz	dBm/m	dBm	dBm/m	dB	dB/m		
1 PP	5186.000	-47.39	-59.12	-25.00	-22.39	11.73	Peak	Vertical
2	7779.000	-50.28	-64.51	-25.00	-25.28	14.23	Peak	Vertical

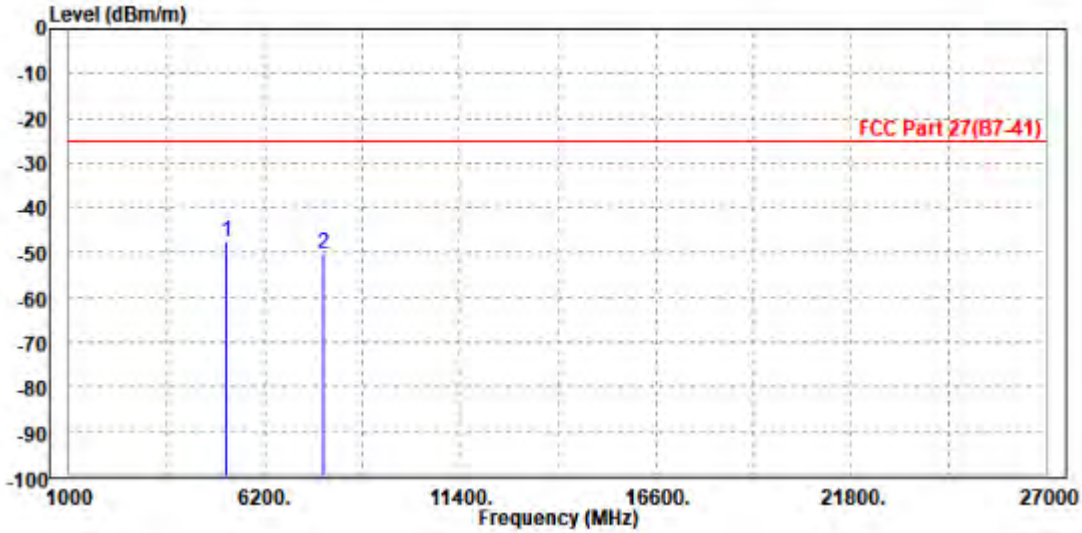

CH529998

MODE	TX channel 529998	FREQUENCY RANGE	Above 1000MHz
ENVIRONMENTAL CONDITIONS	23deg. C, 70%RH	INPUT POWER	DC 14V
TESTED BY	Jace Hu		
ANTENNA POLARITY & TEST DISTANCE: HORIZONTAL AT 3 M			

		Freq	Level	Read Level	Limit Line	Over Limit	Factor	Remark	Pol/Phase
		MHz	dBm/m	dBm	dBm/m	dB	dB/m		
1	PP	5290.000	-48.07	-59.56	-25.00	-23.07	11.49	Peak	Horizontal
2		7950.000	-48.23	-63.34	-25.00	-23.23	15.11	Peak	Horizontal

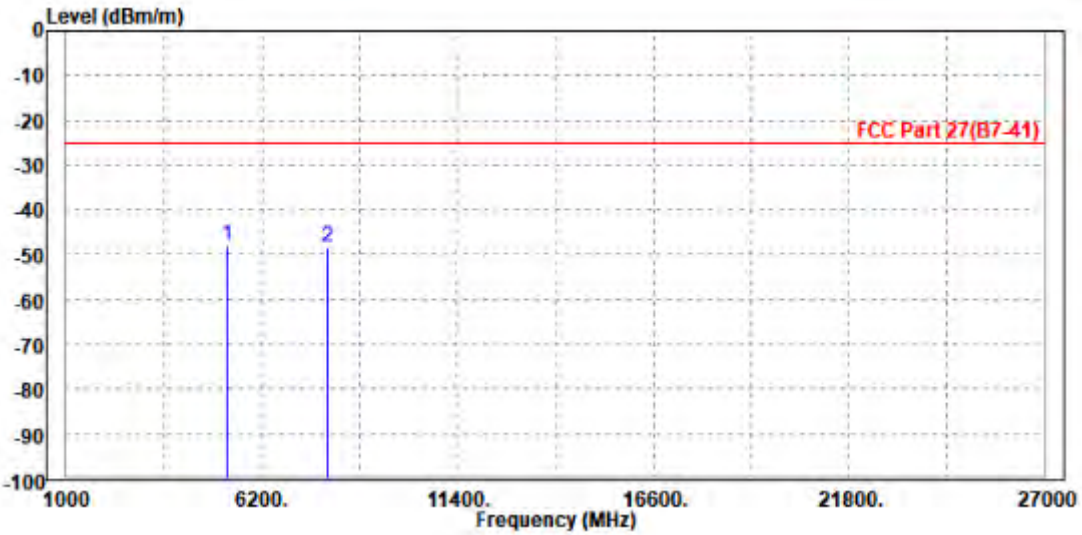

MODE	TX channel 529998	FREQUENCY RANGE	Above 1000MHz
ENVIRONMENTAL CONDITIONS	23deg. C, 70%RH	INPUT POWER	DC 14V
TESTED BY	Jace Hu		
ANTENNA POLARITY & TEST DISTANCE: VERTICAL AT 3 M			

		Freq	Level	Read Level	Limit Line	Over Limit	Factor	Remark	Pol/Phase
		MHz	dBm/m	dBm	dBm/m	dB	dB/m		
1	PP	5300.000	-47.19	-59.14	-25.00	-22.19	11.95	Peak	Vertical
2		7942.000	-48.44	-63.38	-25.00	-23.44	14.94	Peak	Vertical

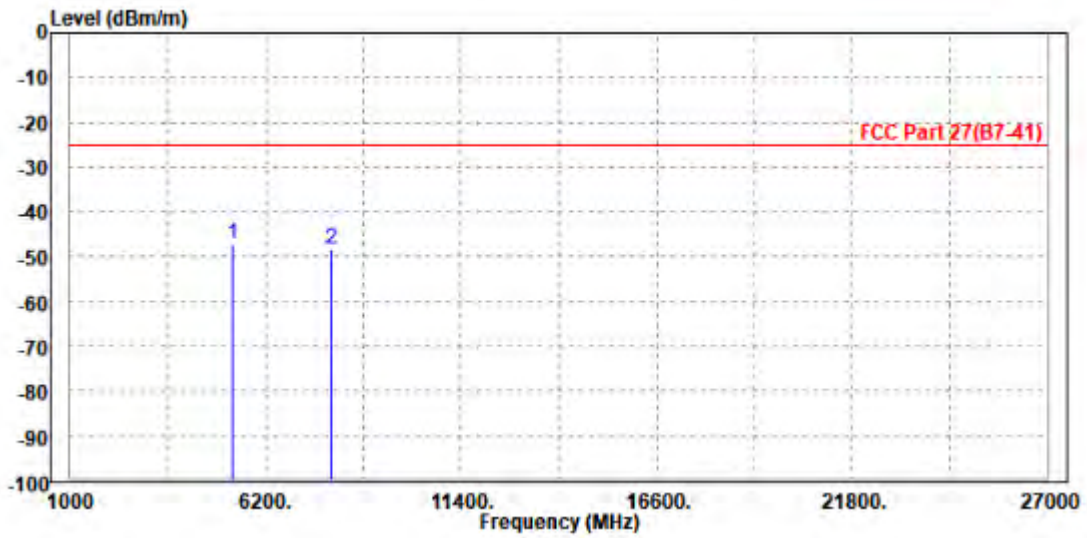

CHANNEL BANDWIDTH: 90MHz / QPSK

MODE	TX channel 518598	**FREQUENCY RANGE**	Above 1000MHz
ENVIRONMENTAL CONDITIONS	23deg. C, 70%RH	**INPUT POWER**	DC 14V
TESTED BY	Jace Hu		
ANTENNA POLARITY & TEST DISTANCE: HORIZONTAL AT 3 M			

		Freq	Level	Read Level	Limit Line	Over Limit	Factor	Remark	Pol/Phase
		MHz	dBm/m	dBm	dBm/m	dB	dB/m		
1	PP	5186.000	-49.07	-60.41	-25.00	-24.07	11.34	Peak	Horizontal
2		7779.000	-49.09	-63.91	-25.00	-24.09	14.82	Peak	Horizontal

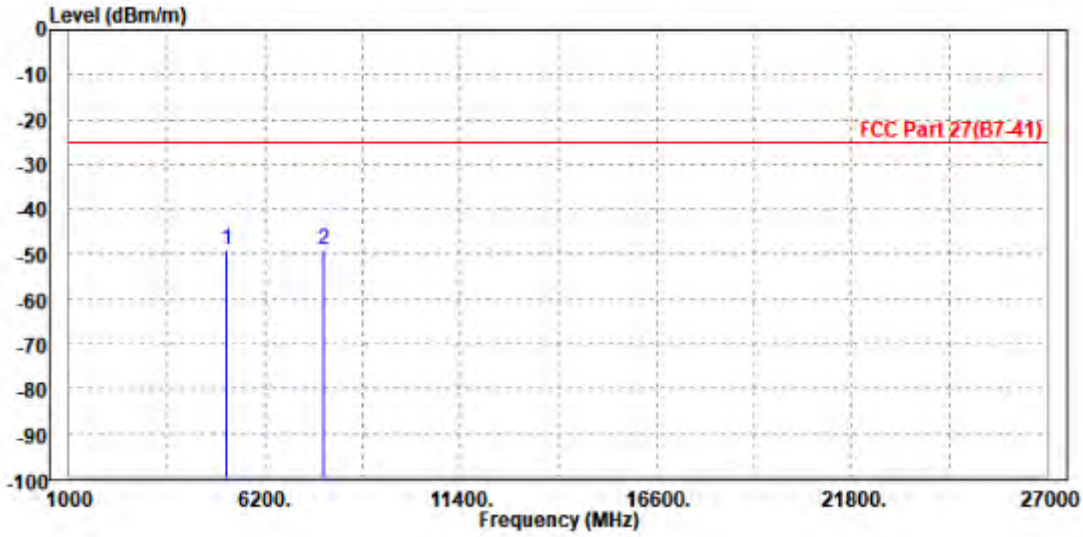

MODE	TX channel 518598	FREQUENCY RANGE	Above 1000MHz
ENVIRONMENTAL CONDITIONS	23deg. C, 70%RH	INPUT POWER	DC 14V
TESTED BY	Jace Hu		
ANTENNA POLARITY & TEST DISTANCE: VERTICAL AT 3 M			

	Freq	Level	Read Level	Limit Line	Over Limit	Factor	Remark	Pol/Phase
	MHz	dBm/m	dBm	dBm/m	dB	dB/m		
1 PP	5186.000	-48.53	-60.26	-25.00	-23.53	11.73	Peak	Vertical
2	7786.000	-49.11	-63.37	-25.00	-24.11	14.26	Peak	Vertical

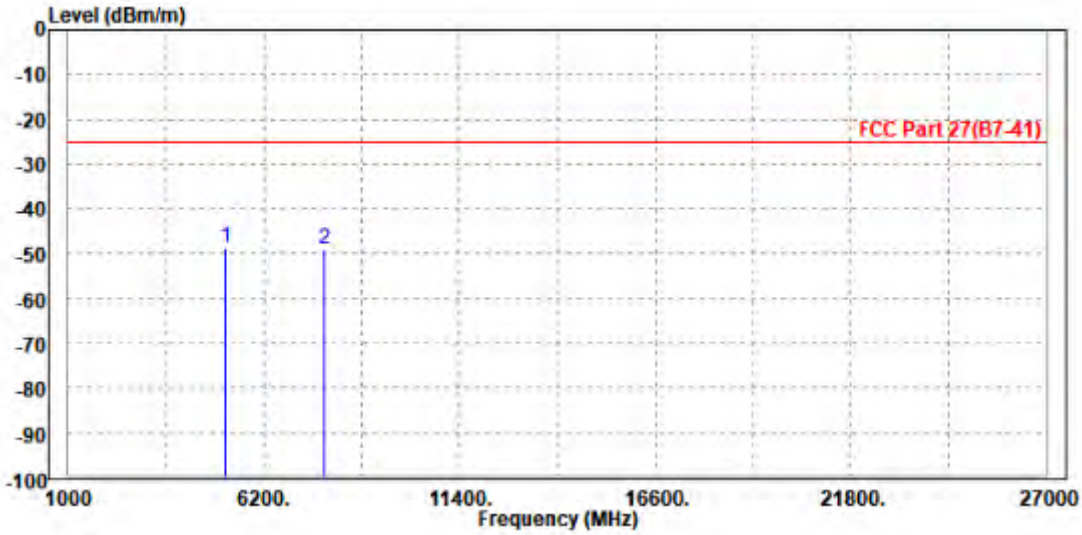

CHANNEL BANDWIDTH: 100MHz / QPSK

MODE	TX channel 518598	FREQUENCY RANGE	Above 1000MHz
ENVIRONMENTAL CONDITIONS	23deg. C, 70%RH	INPUT POWER	DC 14V
TESTED BY	Jace Hu		
ANTENNA POLARITY & TEST DISTANCE: HORIZONTAL AT 3 M			

	Freq	Level	Read Level	Limit Line	Over Limit	Factor	Remark	Pol/Phase
	MHz	dBm/m	dBm	dBm/m	dB	dB/m		
1 PP	5186.000	-49.19	-60.53	-25.00	-24.19	11.34	Peak	Horizontal
2	7786.000	-49.32	-64.15	-25.00	-24.32	14.83	Peak	Horizontal

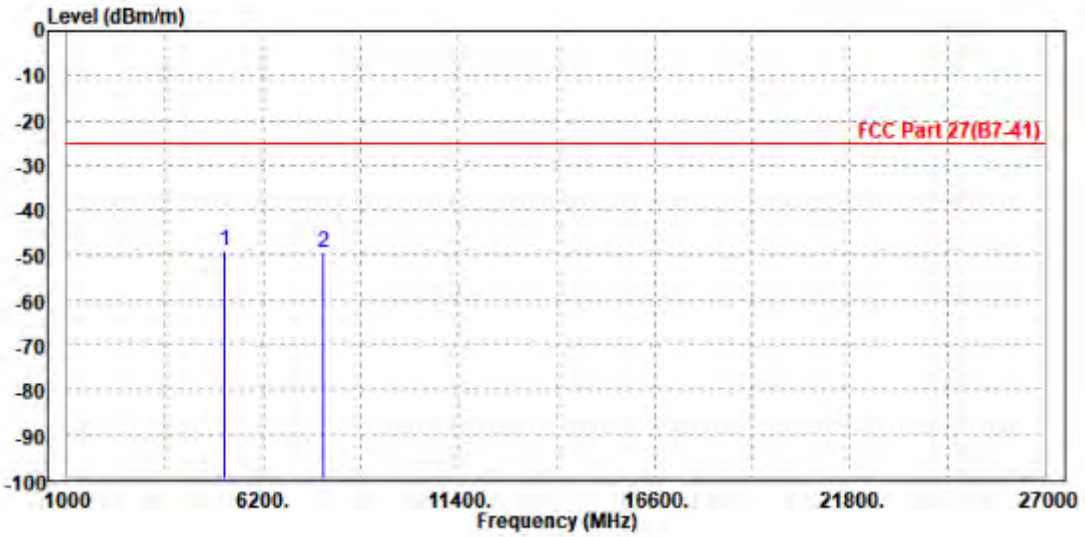

MODE	TX channel 518598	FREQUENCY RANGE	Above 1000MHz
ENVIRONMENTAL CONDITIONS	23deg. C, 70%RH	INPUT POWER	DC 14V
TESTED BY	Jace Hu		
ANTENNA POLARITY & TEST DISTANCE: VERTICAL AT 3 M			

	Freq	Level	Read Level	Limit Line	Over Limit	Factor	Remark	Pol/Phase
	MHz	dBm/m	dBm	dBm/m	dB	dB/m		
1 PP	5186.000	-48.98	-60.71	-25.00	-23.98	11.73	Peak	Vertical
2	7779.000	-49.94	-64.17	-25.00	-24.94	14.23	Peak	Vertical

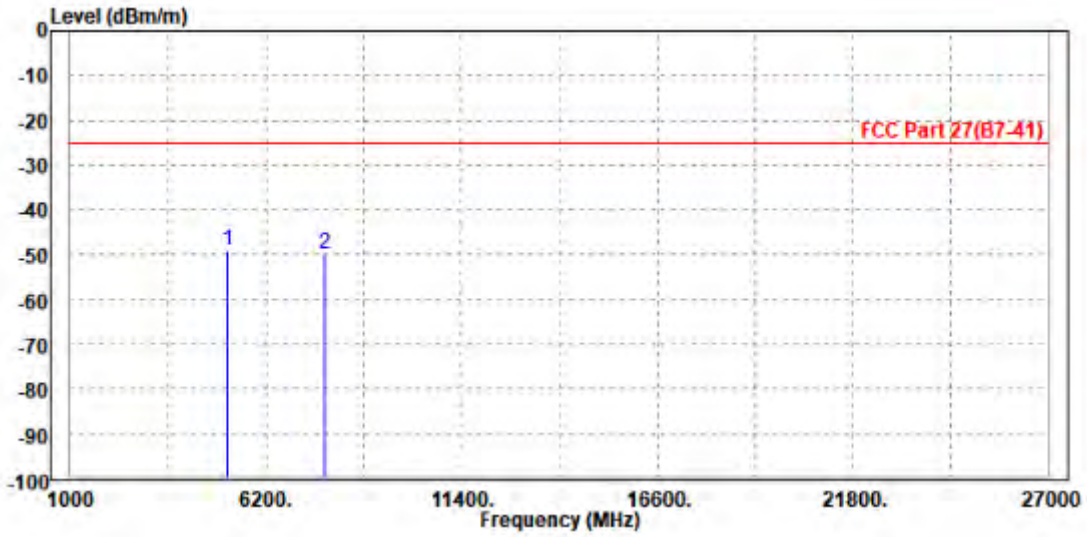

N41 MIMO

CHANNEL BANDWIDTH: 20MHz / QPSK

CH 501204

MODE	TX channel 501204	**FREQUENCY RANGE**	Above 1000MHz
ENVIRONMENTAL CONDITIONS	23deg. C, 70%RH	**INPUT POWER**	DC 14V
TESTED BY	Jace Hu		
ANTENNA POLARITY & TEST DISTANCE: HORIZONTAL AT 3 M			

Rg	Frequency [MHz]	PK+ Level [dBm]	PK+ Limit [dBm]	PK+ Margin [dB]	Correction [dB]	Polarization	Azimuth [deg]	Antenna Height [m]
4	4,994.040	-50.96	-25.00	25.96	23.36	H	1	1.00
5	7,491.060	-44.49	-25.00	19.49	27.02	H	359.2	1.00

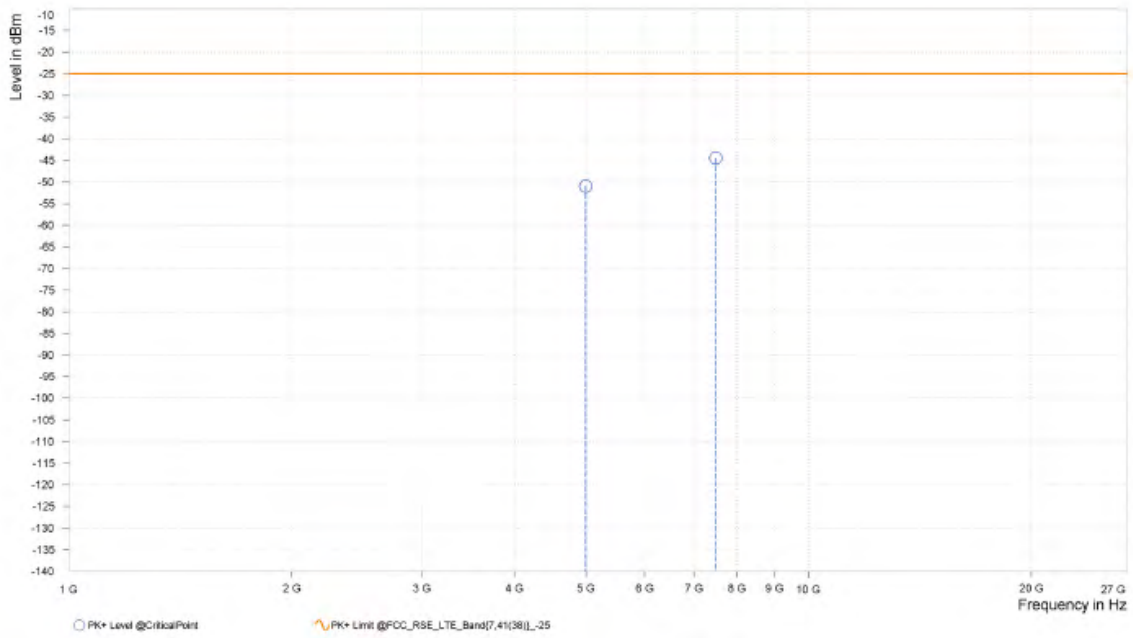

MODE	TX channel 501204	FREQUENCY RANGE	Above 1000MHz
ENVIRONMENTAL CONDITIONS	23deg. C, 70%RH	INPUT POWER	DC 14V
TESTED BY	Jace Hu		
ANTENNA POLARITY & TEST DISTANCE: VERTICAL AT 3 M			

Rg	Frequency [MHz]	PK+ Level [dBm]	PK+ Limit [dBm]	PK+ Margin [dB]	Correction [dB]	Polarization	Azimuth [deg]	Antenna Height [m]
4	4,994.040	-52.08	-25.00	27.08	23.60	V	358.6	1.00
5	7,491.060	-44.31	-25.00	19.31	27.00	V	135	1.00

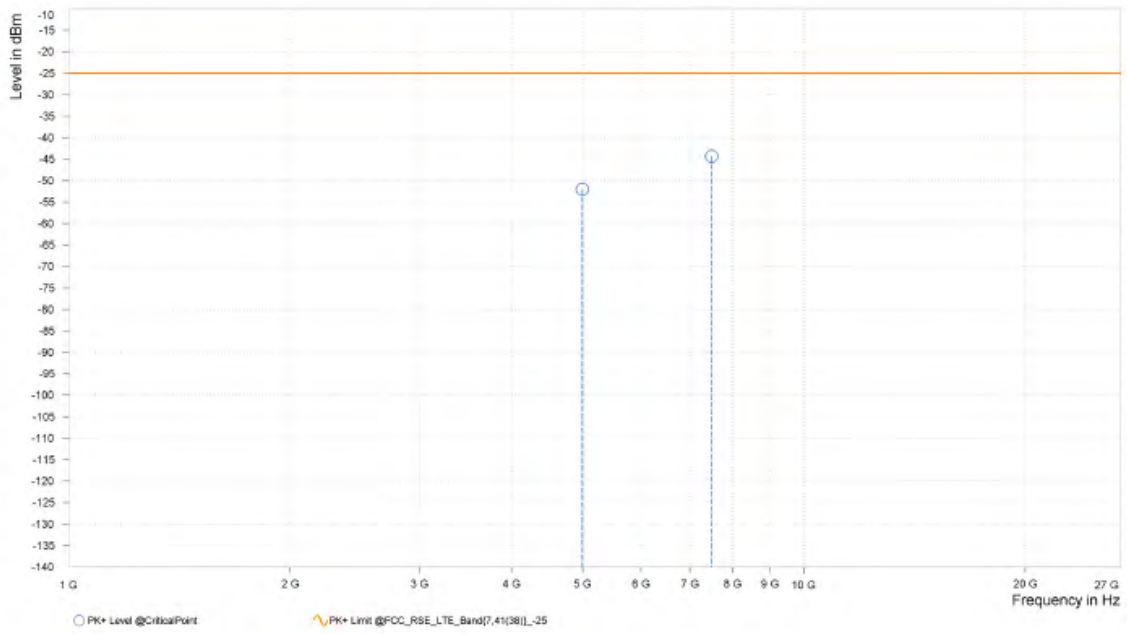

CH 518598

MODE	TX channel 518598	**FREQUENCY RANGE**	Above 1000MHz
ENVIRONMENTAL CONDITIONS	23deg. C, 70%RH	**INPUT POWER**	DC 14V
TESTED BY	Jace Hu		
ANTENNA POLARITY & TEST DISTANCE: HORIZONTAL AT 3 M			

Rg	Frequency [MHz]	PK+ Level [dBm]	PK+ Limit [dBm]	PK+ Margin [dB]	Correction [dB]	Polarization	Azimuth [deg]	Antenna Height [m]
4	5,167.980	-50.49	-25.00	25.49	23.28	H	248.3	1.00
5	7,751.970	-43.59	-25.00	18.59	27.27	H	256.7	1.00

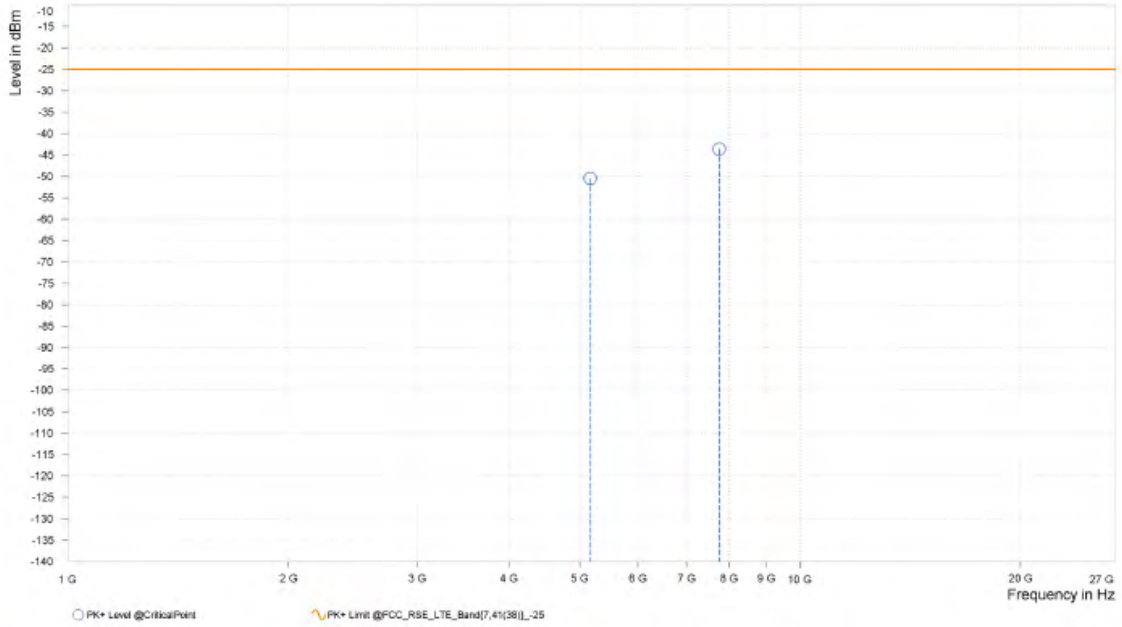

MODE	TX channel 518598	FREQUENCY RANGE	Above 1000MHz
ENVIRONMENTAL CONDITIONS	23deg. C, 70%RH	INPUT POWER	DC 14V
TESTED BY	Jace Hu		
ANTENNA POLARITY & TEST DISTANCE: VERTICAL AT 3 M			

Rg	Frequency [MHz]	PK+ Level [dBm]	PK+ Limit [dBm]	PK+ Margin [dB]	Correction [dB]	Polarization	Azimuth [deg]	Antenna Height [m]
4	5,167.980	-49.94	-25.00	24.94	23.63	V	359	2.00
5	7,751.970	-45.09	-25.00	20.09	27.01	V	2.9	2.00

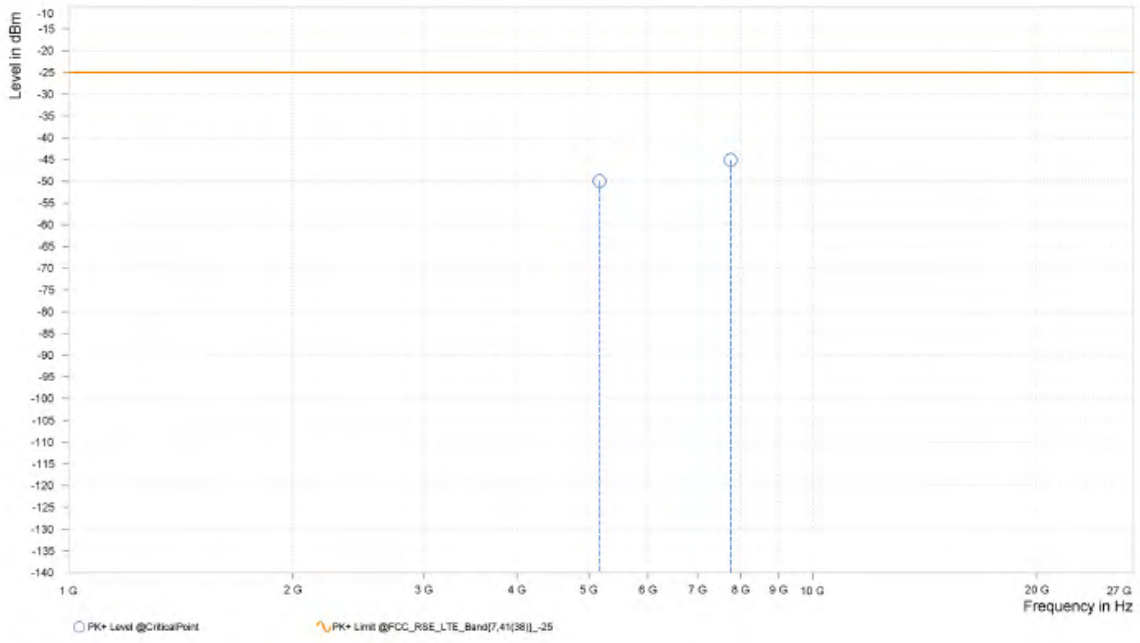

CH 535998

MODE	TX channel 535998	**FREQUENCY RANGE**	Above 1000MHz
ENVIRONMENTAL CONDITIONS	23deg. C, 70%RH	**INPUT POWER**	DC 14V
TESTED BY	Jace Hu		
ANTENNA POLARITY & TEST DISTANCE: HORIZONTAL AT 3 M			

Rg	Frequency [MHz]	PK+ Level [dBm]	PK+ Limit [dBm]	PK+ Margin [dB]	Correction [dB]	Polarization	Azimuth [deg]	Antenna Height [m]
4	5,341.980	-51.15	-25.00	26.15	23.73	H	0.9	2.00
6	8,012.970	-54.02	-25.00	29.02	15.43	H	329.7	1.00

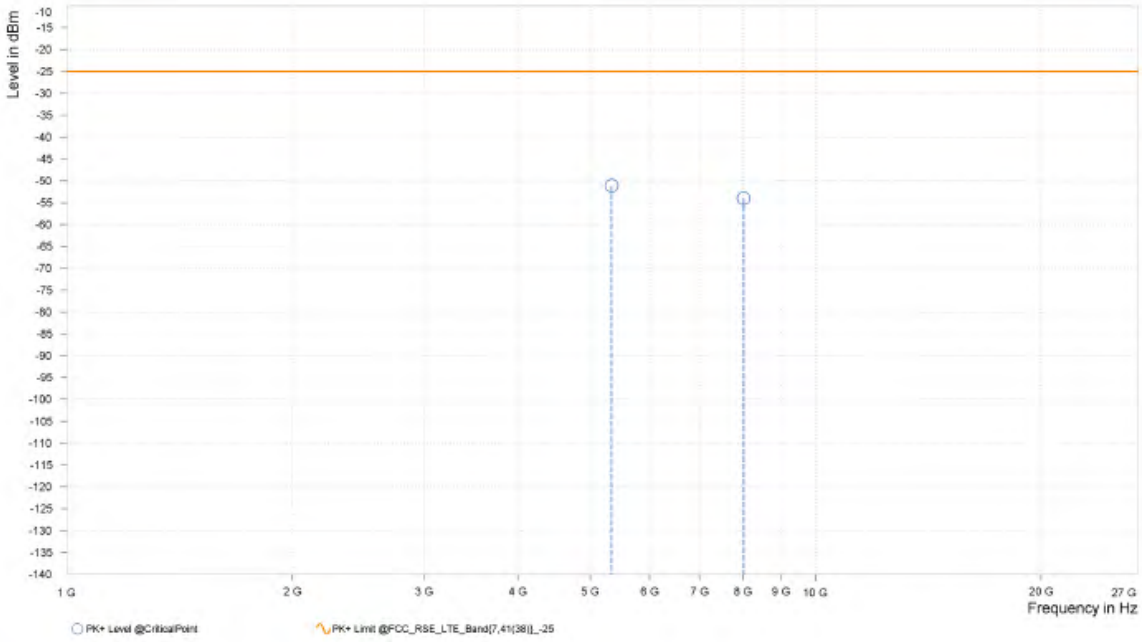

MODE	TX channel 535998	FREQUENCY RANGE	Above 1000MHz
ENVIRONMENTAL CONDITIONS	23deg. C, 70%RH	INPUT POWER	DC 14V
TESTED BY	Jace Hu		
ANTENNA POLARITY & TEST DISTANCE: VERTICAL AT 3 M			

Rg	Frequency [MHz]	PK+ Level [dBm]	PK+ Limit [dBm]	PK+ Margin [dB]	Correction [dB]	Polarization	Azimuth [deg]	Antenna Height [m]
4	5,341.980	-50.97	-25.00	25.97	24.20	V	359	2.00
6	8,012.970	-56.28	-25.00	31.28	15.24	V	74.2	2.00

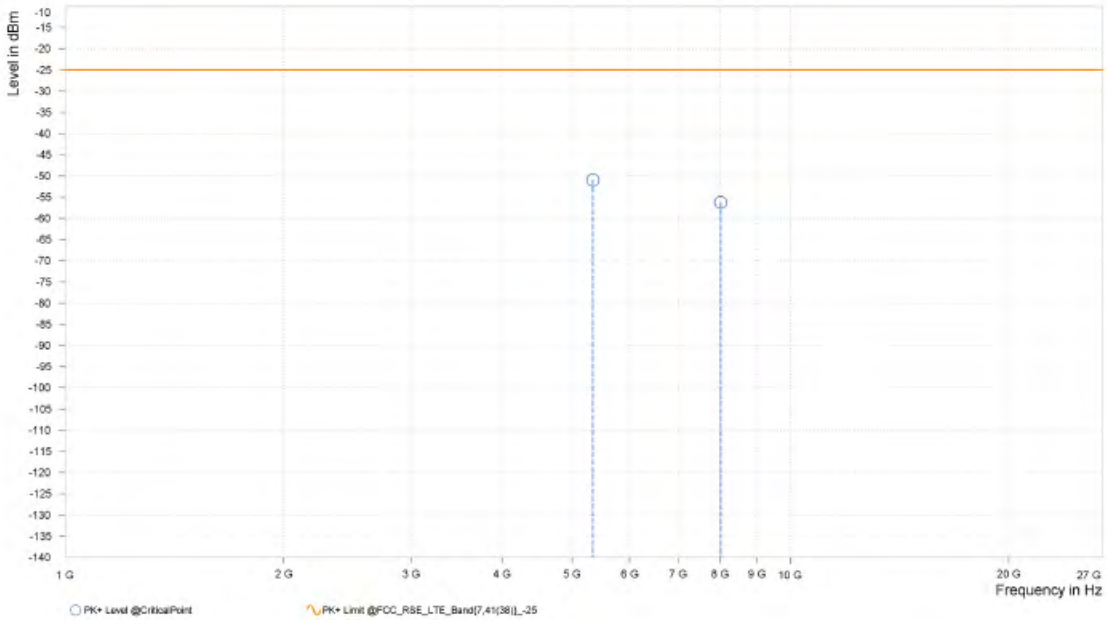

CHANNEL BANDWIDTH: 30MHz / QPSK

MODE	TX channel 518598	**FREQUENCY RANGE**	Above 1000MHz
ENVIRONMENTAL CONDITIONS	23deg. C, 70%RH	**INPUT POWER**	DC 14V
TESTED BY	Jace Hu		
ANTENNA POLARITY & TEST DISTANCE: HORIZONTAL AT 3 M			

Rg	Frequency [MHz]	PK+ Level [dBm]	PK+ Limit [dBm]	PK+ Margin [dB]	Correction [dB]	Polarization	Azimuth [deg]	Antenna Height [m]
4	5,158.980	-50.23	-25.00	25.23	23.23	H	359	2.00
5	7,738.470	-45.25	-25.00	20.25	27.28	H	359	2.00

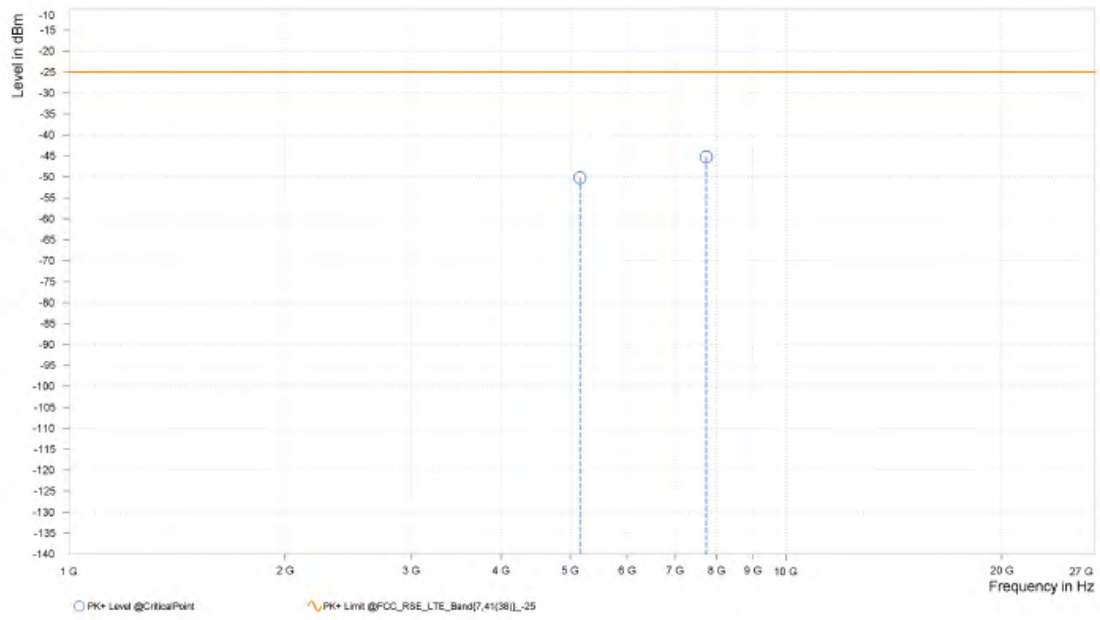

MODE	TX channel 518598	FREQUENCY RANGE	Above 1000MHz
ENVIRONMENTAL CONDITIONS	23deg. C, 70%RH	INPUT POWER	DC 14V
TESTED BY	Jace Hu		
ANTENNA POLARITY & TEST DISTANCE: VERTICAL AT 3 M			

Rg	Frequency [MHz]	PK+ Level [dBm]	PK+ Limit [dBm]	PK+ Margin [dB]	Correction [dB]	Polarization	Azimuth [deg]	Antenna Height [m]
4	5,158.980	-50.60	-25.00	25.60	23.51	V	259	1.00
5	7,738.470	-46.42	-25.00	21.42	26.99	V	229.9	2.00

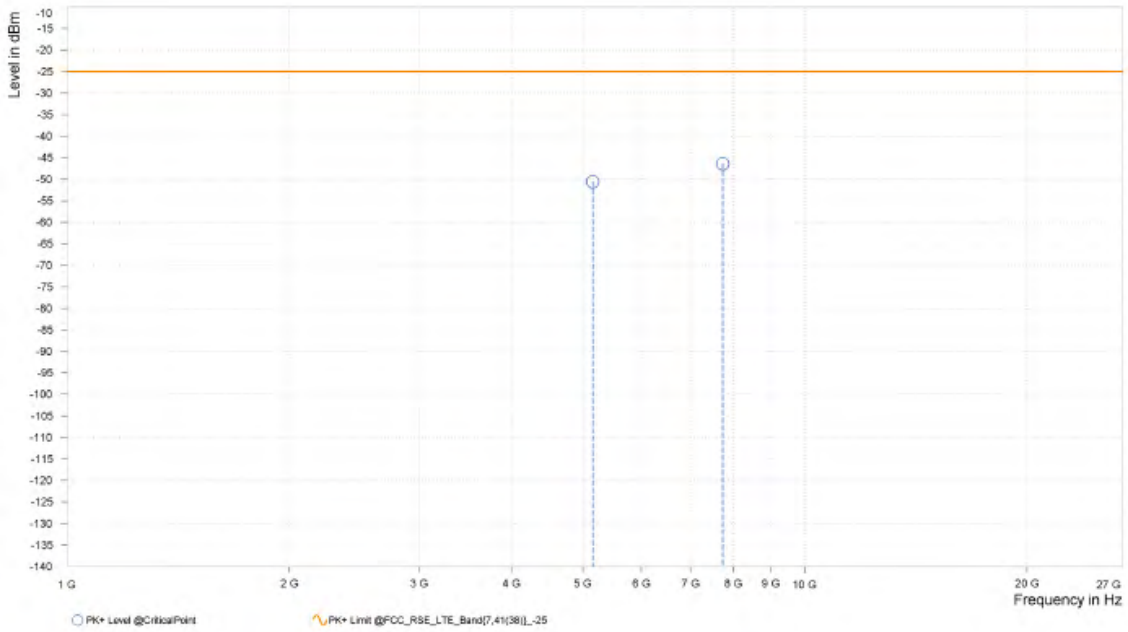

CHANNEL BANDWIDTH: 40MHz / QPSK

MODE	TX channel 518598	**FREQUENCY RANGE**	Above 1000MHz
ENVIRONMENTAL CONDITIONS	23deg. C, 70%RH	**INPUT POWER**	DC 14V
TESTED BY	Jace Hu		
ANTENNA POLARITY & TEST DISTANCE: HORIZONTAL AT 3 M			

Rg	Frequency [MHz]	PK+ Level [dBm]	PK+ Limit [dBm]	PK+ Margin [dB]	Correction [dB]	Polarization	Azimuth [deg]	Antenna Height [m]
4	5,149.980	-51.14	-25.00	26.14	23.18	H	359.1	1.00
5	7,724.970	-45.69	-25.00	20.69	27.19	H	255.3	1.00

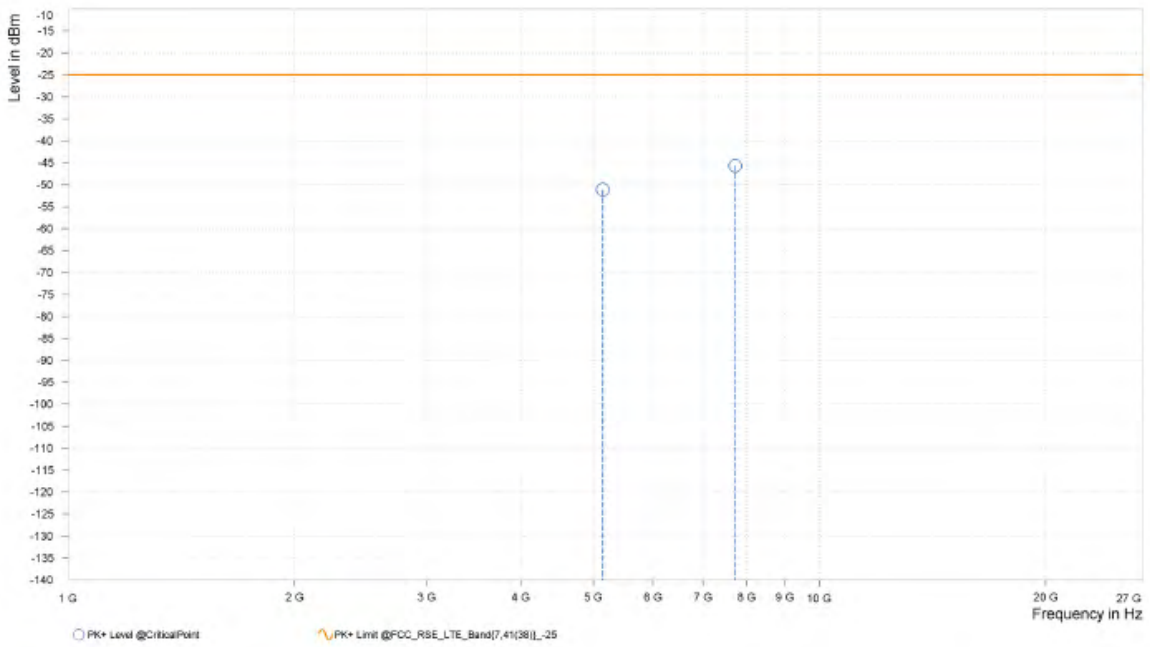

MODE	TX channel 518598	FREQUENCY RANGE	Above 1000MHz
ENVIRONMENTAL CONDITIONS	23deg. C, 70%RH	INPUT POWER	DC 14V
TESTED BY	Jace Hu		
ANTENNA POLARITY & TEST DISTANCE: VERTICAL AT 3 M			
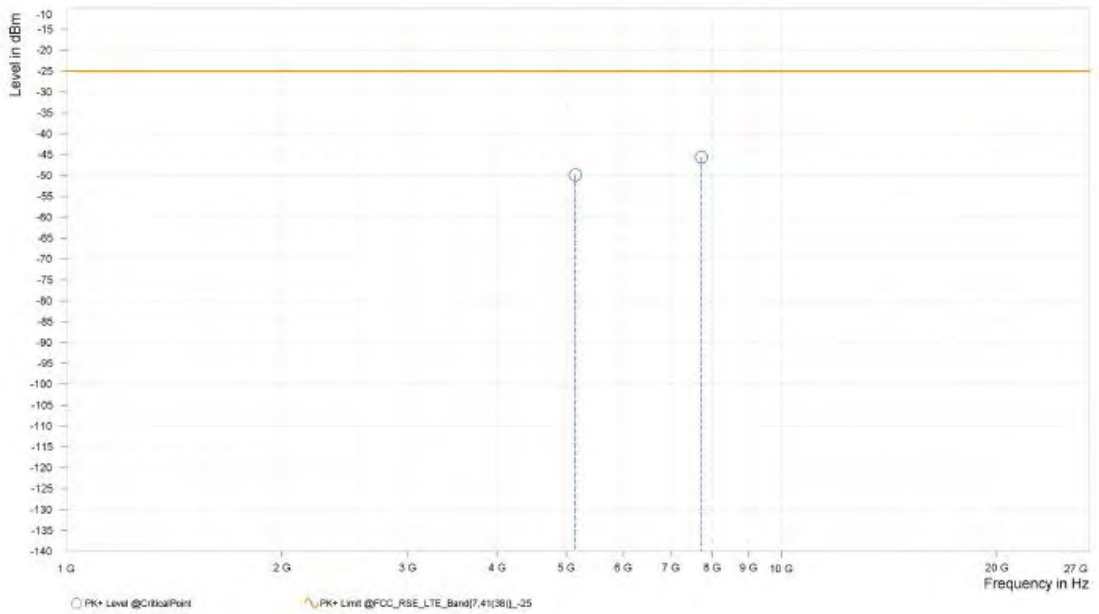
Rg	Frequency [MHz]	PK+ Level [dBm]	PK+ Limit [dBm]	PK+ Margin [dB]	Correction [dB]	Polarization	Azimuth [deg]	Antenna Height [m]
4	5,149.980	-49.88	-25.00	24.88	23.39	V	191.7	1.00
5	7,724.970	-45.63	-25.00	20.63	26.93	V	1	1.00