1 Annex A – Test setup

1.1 List of Pictures

Picture 1: EUT test setup radiated emission test < 30 MHz (front view) 2
Picture 2: EUT test setup radiated emission test < 30 MHz (rear view) 2
Picture 3: EUT test setup radiated emission test - 30 MHz - 1 GHz (front view) 3
Picture 4: EUT test setup radiated emission test - 30 MHz - 1 GHz (rear view) 3
Picture 5: EUT test setup conducted emission test (front view) 4
Picture 6: EUT test setup conducted emission test (rear view) 4



Picture 1: EUT test setup radiated emission test < 30 MHz (front view)



Picture 2: EUT test setup radiated emission test < 30 MHz (rear view)



Picture 3: EUT test setup radiated emission test - 30 MHz - 1 GHz (front view)

Picture 4: EUT test setup radiated emission test - 30 MHz - 1 GHz (rear view)



Picture 5: EUT test setup conducted emission test (front view)

Picture 6: EUT test setup conducted emission test (rear view)