802.11be-EHT40 Out-of-Band Emissions – Ant 1

Channel 03 (2422MHz)

Reference Level

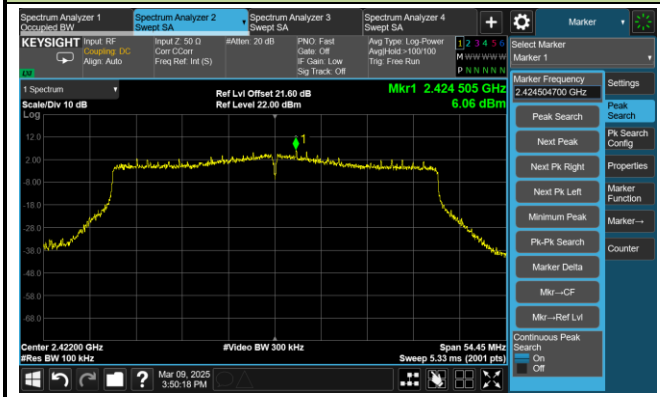

Low Band Edge

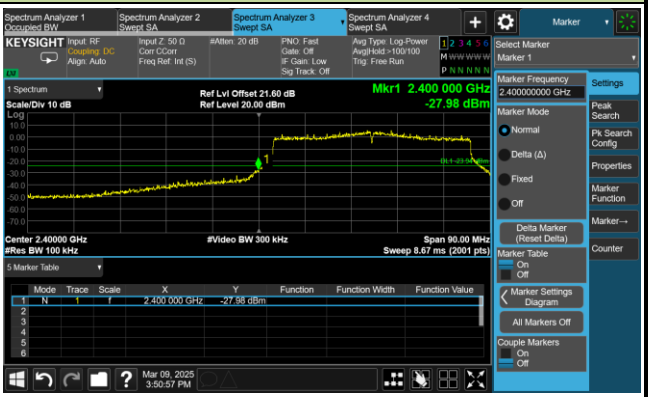

Spurious Emission

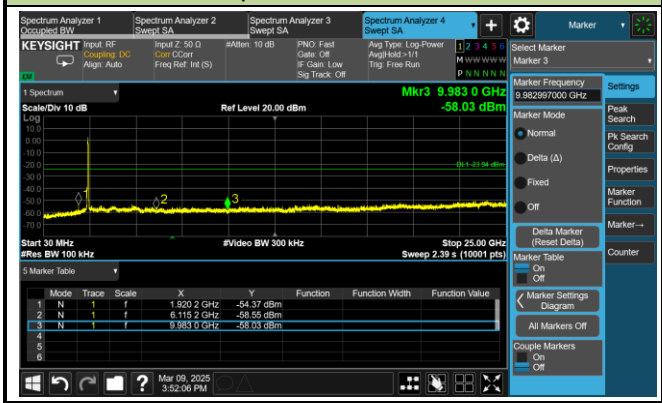

Channel 06 (2437MHz)

Reference Level

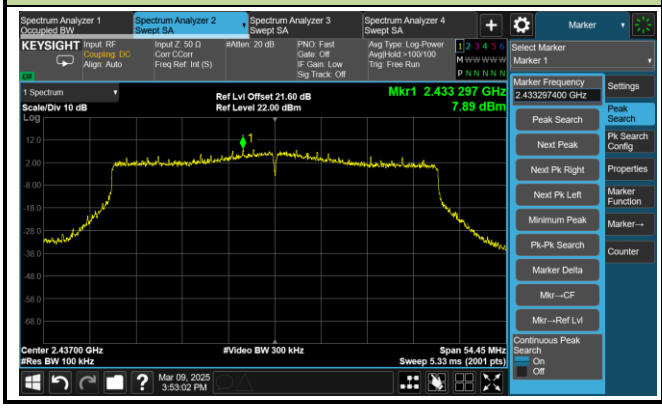

Spurious Emission

802.11be-EHT40 Out-of-Band Emissions – Ant 1	
Channel 09 (2452MHz)	
Reference Level	High Band Edge
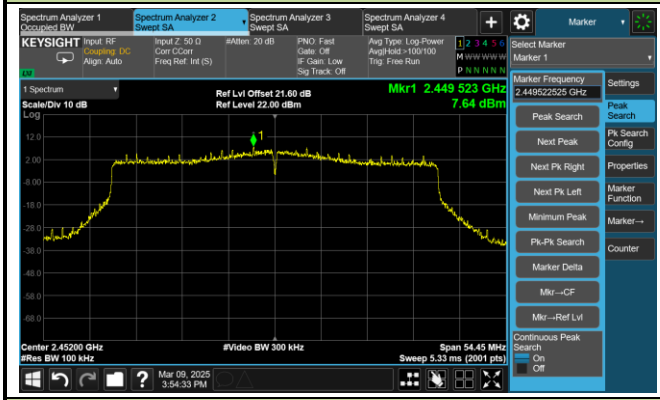	
Spurious Emission	
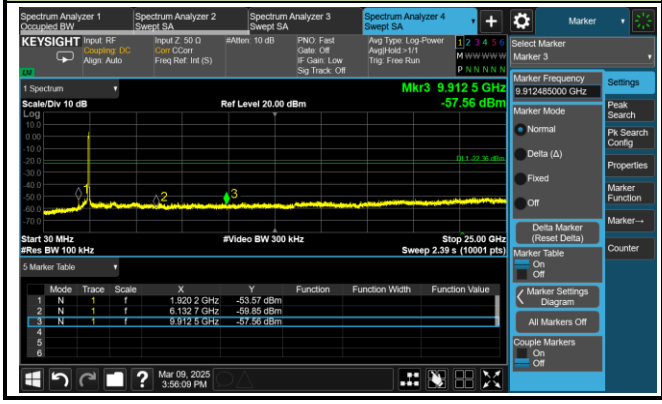	

A.6 Radiated Spurious Emission Test Result

Test Site	WJ-AC2	Test Engineer	Bob Zhang
Test Date	2025-03-14	Test Mode	802.11b
Remark	1. Average measurement was not performed if peak level lower than average limit. 2. Other frequency was 20dB below limit line within 1-18GHz, there is not show in the report.		

Test Channel	Frequency (MHz)	Reading Level (dBμV)	Factor (dB/m)	Measure Level (dBμV/m)	Limit (dBμV/m)	Margin (dB)	Detector	Polarization
01	3890.00	38.39	-1.53	36.86	74.00	-37.14	Peak	Horizontal
	4823.30	53.53	0.03	53.56	54.00	-0.44	Average	Horizontal
	4823.30	54.70	0.03	54.73	74.00	-19.27	Peak	Horizontal
	11529.80	40.12	5.13	45.25	74.00	-28.75	Peak	Horizontal
	3789.70	39.24	-1.51	37.73	74.00	-36.27	Peak	Vertical
	4825.00	47.99	0.04	48.03	74.00	-25.97	Peak	Vertical
	12099.30	42.89	5.14	48.03	74.00	-25.97	Peak	Vertical
06	4874.30	53.19	0.02	53.21	54.00	-0.79	Average	Horizontal
	4874.30	54.49	0.02	54.51	74.00	-19.49	Peak	Horizontal
	7312.10	47.11	4.98	52.09	54.00	-1.91	Average	Horizontal
	7312.10	48.42	4.98	53.40	74.00	-20.60	Peak	Horizontal
	11574.00	42.26	5.20	47.46	74.00	-26.54	Peak	Horizontal
	4874.30	48.22	0.02	48.24	74.00	-25.76	Peak	Vertical
	7312.10	47.04	4.98	52.02	74.00	-21.98	Peak	Vertical
	11495.80	41.67	5.29	46.96	74.00	-27.04	Peak	Vertical
11	4923.60	53.51	0.01	53.52	54.00	-0.48	Average	Horizontal
	4923.60	54.06	0.01	54.07	74.00	-19.93	Peak	Horizontal
	7386.90	47.06	5.15	52.21	54.00	-1.79	Average	Horizontal
	7386.90	48.49	5.15	53.64	74.00	-20.36	Peak	Horizontal
	11693.00	42.63	4.83	47.46	74.00	-26.54	Peak	Horizontal
	4923.60	47.29	0.01	47.30	74.00	-26.70	Peak	Vertical
	7386.90	46.15	5.15	51.30	54.00	-2.70	Average	Vertical
	7386.90	47.28	5.15	52.43	74.00	-21.57	Peak	Vertical
	11778.00	42.15	4.82	46.97	74.00	-27.03	Peak	Vertical

Note: Measure Level (dBμV/m) = Reading Level (dBμV) + Factor (dB/m)

Factor (dB/m) = Cable Loss (dB) + Antenna Factor (dB/m) - Pre_Amplifier Gain (dB)

Test Site	WJ-AC2	Test Engineer	Bob Zhang
Test Date	2025-03-14	Test Mode	802.11g
Remark	1. Average measurement was not performed if peak level lower than average limit. 2. Other frequency was 20dB below limit line within 1-18GHz, there is not show in the report.		

Test Channel	Frequency (MHz)	Reading Level (dBµV)	Factor (dB/m)	Measure Level (dBµV/m)	Limit (dBµV/m)	Margin (dB)	Detector	Polarization
01	4075.30	41.41	-1.53	39.88	74.00	-34.12	Peak	Horizontal
	4826.70	44.99	0.04	45.03	54.00	-8.97	Average	Horizontal
	4826.70	56.48	0.04	56.52	74.00	-17.48	Peak	Horizontal
	11815.40	42.55	4.83	47.38	74.00	-26.62	Peak	Horizontal
	4112.70	41.10	-1.76	39.34	74.00	-34.66	Peak	Vertical
	4826.70	48.10	0.04	48.14	74.00	-25.86	Peak	Vertical
	12174.10	42.46	5.09	47.55	74.00	-26.45	Peak	Vertical
06	4874.30	49.04	0.02	49.06	54.00	-4.94	Average	Horizontal
	4874.30	55.40	0.02	55.42	74.00	-18.58	Peak	Horizontal
	7313.80	48.57	4.98	53.55	54.00	-0.45	Average	Horizontal
	7313.80	54.97	4.98	59.95	74.00	-14.05	Peak	Horizontal
	11422.70	39.97	5.39	45.36	74.00	-28.64	Peak	Horizontal
	4870.90	49.77	0.04	49.81	74.00	-24.19	Peak	Vertical
	7317.20	47.06	4.97	52.03	54.00	-1.97	Average	Vertical
	7317.20	53.67	4.97	58.64	74.00	-15.36	Peak	Vertical
	12226.80	42.02	4.79	46.81	74.00	-27.19	Peak	Vertical
11	4927.00	45.27	-0.01	45.26	54.00	-8.74	Average	Horizontal
	4927.00	51.52	-0.01	51.51	74.00	-22.49	Peak	Horizontal
	7385.20	41.23	5.13	46.36	54.00	-7.64	Average	Horizontal
	7385.20	48.36	5.13	53.49	74.00	-20.51	Peak	Horizontal
	11686.20	40.68	4.83	45.51	74.00	-28.49	Peak	Horizontal
	4921.90	44.25	0.01	44.26	74.00	-29.74	Peak	Vertical
	7390.30	45.65	5.19	50.84	74.00	-23.16	Peak	Vertical
	11329.20	40.20	5.43	45.63	74.00	-28.37	Peak	Vertical

Note: Measure Level (dBµV/m) = Reading Level (dBµV) + Factor (dB/m)

Factor (dB/m) = Cable Loss (dB) + Antenna Factor (dB/m) - Pre_Amplifier Gain (dB)

Test Site	WJ-AC2	Test Engineer	Bob Zhang
Test Date	2025-03-14	Test Mode	802.11n-HT20
Remark	1. Average measurement was not performed if peak level lower than average limit. 2. Other frequency was 20dB below limit line within 1-18GHz, there is not show in the report.		

Test Channel	Frequency (MHz)	Reading Level (dBμV)	Factor (dB/m)	Measure Level (dBμV/m)	Limit (dBμV/m)	Margin (dB)	Detector	Polarization
01	4070.20	40.00	-1.57	38.43	74.00	-35.57	Peak	Horizontal
	4823.30	43.89	0.03	43.92	54.00	-10.08	Average	Horizontal
	4823.30	51.62	0.03	51.65	74.00	-22.35	Peak	Horizontal
	12005.80	41.77	5.05	46.82	74.00	-27.18	Peak	Horizontal
	3760.80	39.23	-1.60	37.63	74.00	-36.37	Peak	Vertical
	4821.60	45.31	0.03	45.34	74.00	-28.66	Peak	Vertical
	11489.00	40.62	5.34	45.96	74.00	-28.04	Peak	Vertical
06	4869.20	48.46	0.06	48.52	54.00	-5.48	Average	Horizontal
	4869.20	57.02	0.06	57.08	74.00	-16.92	Peak	Horizontal
	7305.30	47.30	4.99	52.29	54.00	-1.71	Average	Horizontal
	7305.30	55.54	4.99	60.53	74.00	-13.47	Peak	Horizontal
	11541.70	42.09	5.08	47.17	74.00	-26.83	Peak	Horizontal
	4876.00	50.40	0.01	50.41	74.00	-23.59	Peak	Vertical
	7313.80	45.55	4.98	50.53	54.00	-3.47	Average	Vertical
	7313.80	54.88	4.98	59.86	74.00	-14.14	Peak	Vertical
	11806.90	42.72	4.79	47.51	74.00	-26.49	Peak	Vertical
11	4921.90	44.26	0.01	44.27	54.00	-9.73	Average	Horizontal
	4921.90	52.02	0.01	52.03	74.00	-21.97	Peak	Horizontal
	7395.40	41.67	5.23	46.90	54.00	-7.10	Average	Horizontal
	7395.40	49.37	5.23	54.60	74.00	-19.40	Peak	Horizontal
	11795.00	42.72	4.78	47.50	74.00	-26.50	Peak	Horizontal
	4918.50	44.36	0.03	44.39	74.00	-29.61	Peak	Vertical
	7386.90	39.45	5.15	44.60	54.00	-9.40	Average	Vertical
	7386.90	47.52	5.15	52.67	74.00	-21.33	Peak	Vertical
	12065.30	43.61	5.08	48.69	74.00	-25.31	Peak	Vertical

Note: Measure Level (dBμV/m) = Reading Level (dBμV) + Factor (dB/m)

Factor (dB/m) = Cable Loss (dB) + Antenna Factor (dB/m) - Pre_Amplifier Gain (dB)

Test Site	WJ-AC2	Test Engineer	Bob Zhang
Test Date	2025-03-14	Test Mode	802.11n-HT40
Remark	1. Average measurement was not performed if peak level lower than average limit. 2. Other frequency was 20dB below limit line within 1-18GHz, there is not show in the report.		

Test Channel	Frequency (MHz)	Reading Level (dBµV)	Factor (dB/m)	Measure Level (dBµV/m)	Limit (dBµV/m)	Margin (dB)	Detector	Polarization
03	3959.70	40.72	-1.54	39.18	74.00	-34.82	Peak	Horizontal
	4840.30	44.17	-0.02	44.15	74.00	-29.85	Peak	Horizontal
	11946.30	43.44	5.12	48.56	74.00	-25.44	Peak	Horizontal
	3949.50	40.43	-1.46	38.97	74.00	-35.03	Peak	Vertical
	4940.60	41.75	0.11	41.86	74.00	-32.14	Peak	Vertical
	11431.20	41.77	5.35	47.12	74.00	-26.88	Peak	Vertical
06	4877.70	42.25	0.02	42.27	54.00	-11.73	Average	Horizontal
	4877.70	51.09	0.02	51.11	74.00	-22.89	Peak	Horizontal
	7315.50	37.03	4.97	42.00	54.00	-12.00	Average	Horizontal
	7315.50	47.05	4.97	52.02	74.00	-21.98	Peak	Horizontal
	11737.20	43.28	4.77	48.05	74.00	-25.95	Peak	Horizontal
	4876.00	46.77	0.01	46.78	74.00	-27.22	Peak	Vertical
	7324.00	37.14	4.95	42.09	54.00	-11.91	Average	Vertical
	7324.00	46.84	4.95	51.79	74.00	-22.21	Peak	Vertical
	11359.80	42.36	5.50	47.86	74.00	-26.14	Peak	Vertical
09	4903.20	45.01	0.05	45.06	74.00	-28.94	Peak	Horizontal
	7361.40	41.87	4.97	46.84	74.00	-27.16	Peak	Horizontal
	11587.60	42.39	5.12	47.51	74.00	-26.49	Peak	Horizontal
	5068.10	41.89	0.07	41.96	74.00	-32.04	Peak	Vertical
	7349.50	41.91	5.04	46.95	74.00	-27.05	Peak	Vertical
	11638.60	42.69	4.90	47.59	74.00	-26.41	Peak	Vertical

Note: Measure Level (dBµV/m) = Reading Level (dBµV) + Factor (dB/m)

Factor (dB/m) = Cable Loss (dB) + Antenna Factor (dB/m) - Pre_Amplifier Gain (dB)

Test Site	WJ-AC2	Test Engineer	Bob Zhang
Test Date	2025-03-14	Test Mode	802.11ax-HE20
Remark	1. Average measurement was not performed if peak level lower than average limit. 2. Other frequency was 20dB below limit line within 1-18GHz, there is not show in the report.		

Test Channel	Frequency (MHz)	Reading Level (dBμV)	Factor (dB/m)	Measure Level (dBμV/m)	Limit (dBμV/m)	Margin (dB)	Detector	Polarization
01	3959.70	40.90	-1.54	39.36	74.00	-34.64	Peak	Horizontal
	4821.60	50.04	0.03	50.07	74.00	-23.93	Peak	Horizontal
	11633.50	42.80	4.94	47.74	74.00	-26.26	Peak	Horizontal
	3810.10	40.96	-1.53	39.43	74.00	-34.57	Peak	Vertical
	4814.80	46.26	0.00	46.26	74.00	-27.74	Peak	Vertical
	12063.60	43.53	5.10	48.63	74.00	-25.37	Peak	Vertical
06	4869.20	47.83	0.06	47.89	54.00	-6.11	Average	Horizontal
	4869.20	58.26	0.06	58.32	74.00	-15.68	Peak	Horizontal
	7312.10	46.27	4.98	51.25	54.00	-2.75	Average	Horizontal
	7312.10	54.15	4.98	59.13	74.00	-14.87	Peak	Horizontal
	11953.10	42.46	5.16	47.62	74.00	-26.38	Peak	Horizontal
	4876.00	48.68	0.01	48.69	74.00	-25.31	Peak	Vertical
	7315.50	44.20	4.97	49.17	54.00	-4.83	Average	Vertical
	7315.50	54.83	4.97	59.80	74.00	-14.20	Peak	Vertical
	11795.00	42.85	4.78	47.63	74.00	-26.37	Peak	Vertical
11	4925.30	50.23	0.00	50.23	74.00	-23.77	Peak	Horizontal
	7390.30	39.89	5.19	45.08	54.00	-8.92	Average	Horizontal
	7390.30	47.11	5.19	52.30	74.00	-21.70	Peak	Horizontal
	11347.90	42.37	5.50	47.87	74.00	-26.13	Peak	Horizontal
	4928.70	45.54	0.00	45.54	74.00	-28.46	Peak	Vertical
	7383.50	45.45	5.12	50.57	74.00	-23.43	Peak	Vertical
	11387.00	41.68	5.44	47.12	74.00	-26.88	Peak	Vertical

Note: Measure Level (dBμV/m) = Reading Level (dBμV) + Factor (dB/m)

Factor (dB/m) = Cable Loss (dB) + Antenna Factor (dB/m) - Pre_Amplifier Gain (dB)

Test Site	WJ-AC2	Test Engineer	Bob Zhang
Test Date	2025-03-14	Test Mode	802.11ax-HE40
Remark	1. Average measurement was not performed if peak level lower than average limit. 2. Other frequency was 20dB below limit line within 1-18GHz, there is not show in the report.		

Test Channel	Frequency (MHz)	Reading Level (dBµV)	Factor (dB/m)	Measure Level (dBµV/m)	Limit (dBµV/m)	Margin (dB)	Detector	Polarization
03	3937.60	40.71	-1.45	39.26	74.00	-34.74	Peak	Horizontal
	4842.00	44.43	-0.03	44.40	74.00	-29.60	Peak	Horizontal
	11562.10	42.44	5.06	47.50	74.00	-26.50	Peak	Horizontal
	4026.00	41.31	-1.51	39.80	74.00	-34.20	Peak	Vertical
	4899.80	41.29	0.05	41.34	74.00	-32.66	Peak	Vertical
	11857.90	42.09	4.92	47.01	74.00	-26.99	Peak	Vertical
06	4874.30	41.30	0.02	41.32	54.00	-12.68	Average	Horizontal
	4874.30	54.02	0.02	54.04	74.00	-19.96	Peak	Horizontal
	7310.40	37.62	4.99	42.61	54.00	-11.39	Average	Horizontal
	7310.40	48.37	4.99	53.36	74.00	-20.64	Peak	Horizontal
	12123.10	43.49	4.96	48.45	74.00	-25.55	Peak	Horizontal
	4872.60	43.82	0.03	43.85	74.00	-30.15	Peak	Vertical
	7310.40	35.29	4.99	40.28	54.00	-13.72	Average	Vertical
	7310.40	46.05	4.99	51.04	74.00	-22.96	Peak	Vertical
	11466.90	42.08	5.37	47.45	74.00	-26.55	Peak	Vertical
09	4170.50	41.34	-1.80	39.54	74.00	-34.46	Peak	Horizontal
	4904.90	45.03	0.06	45.09	74.00	-28.91	Peak	Horizontal
	12007.50	42.57	5.04	47.61	74.00	-26.39	Peak	Horizontal
	3849.20	41.00	-1.39	39.61	74.00	-34.39	Peak	Vertical
	4886.20	41.48	0.03	41.51	74.00	-32.49	Peak	Vertical
	11613.10	41.84	4.94	46.78	74.00	-27.22	Peak	Vertical

Note: Measure Level (dBµV/m) = Reading Level (dBµV) + Factor (dB/m)

Factor (dB/m) = Cable Loss (dB) + Antenna Factor (dB/m) - Pre_Amplifier Gain (dB)

Test Site	WJ-AC2	Test Engineer	Bob Zhang
Test Date	2025-03-14	Test Mode	802.11be-EHT20
Remark	1. Average measurement was not performed if peak level lower than average limit. 2. Other frequency was 20dB below limit line within 1-18GHz, there is not show in the report.		

Test Channel	Frequency (MHz)	Reading Level (dBµV)	Factor (dB/m)	Measure Level (dBµV/m)	Limit (dBµV/m)	Margin (dB)	Detector	Polarization
01	3954.60	41.90	-1.51	40.39	74.00	-33.61	Peak	Horizontal
	4826.70	44.39	0.04	44.43	54.00	-9.57	Average	Horizontal
	4826.70	52.87	0.04	52.91	74.00	-21.09	Peak	Horizontal
	12041.50	42.97	5.16	48.13	74.00	-25.87	Peak	Horizontal
	4005.60	40.25	-1.25	39.00	74.00	-35.00	Peak	Vertical
	4823.30	47.09	0.03	47.12	74.00	-26.88	Peak	Vertical
	12090.80	43.14	5.17	48.31	74.00	-25.69	Peak	Vertical
06	4876.00	47.50	0.01	47.51	54.00	-6.49	Average	Horizontal
	4876.00	56.65	0.01	56.66	74.00	-17.34	Peak	Horizontal
	7315.50	46.39	4.97	51.36	54.00	-2.64	Average	Horizontal
	7315.50	56.32	4.97	61.29	74.00	-12.71	Peak	Horizontal
	12539.60	44.51	5.15	49.66	74.00	-24.34	Peak	Horizontal
	4872.60	49.95	0.03	49.98	74.00	-24.02	Peak	Vertical
	7312.10	44.31	4.98	49.29	54.00	-4.71	Average	Vertical
	7312.10	53.10	4.98	58.08	74.00	-15.92	Peak	Vertical
	12252.30	42.74	4.80	47.54	74.00	-26.46	Peak	Vertical
11	4921.90	42.67	0.01	42.68	54.00	-11.32	Average	Horizontal
	4921.90	52.50	0.01	52.51	74.00	-21.49	Peak	Horizontal
	7388.60	39.21	5.17	44.38	54.00	-9.62	Average	Horizontal
	7388.60	49.84	5.17	55.01	74.00	-18.99	Peak	Horizontal
	12146.90	42.86	4.99	47.85	74.00	-26.15	Peak	Horizontal
	4923.60	45.85	0.01	45.86	74.00	-28.14	Peak	Vertical
	7393.70	38.66	5.22	43.88	54.00	-10.12	Average	Vertical
	7393.70	47.47	5.22	52.69	74.00	-21.31	Peak	Vertical
	11874.90	42.87	4.97	47.84	74.00	-26.16	Peak	Vertical

Note: Measure Level (dBµV/m) = Reading Level (dBµV) + Factor (dB/m)

Factor (dB/m) = Cable Loss (dB) + Antenna Factor (dB/m) - Pre_Amplifier Gain (dB)

Test Site	WJ-AC2	Test Engineer	Bob Zhang
Test Date	2025-03-14	Test Mode	802.11be-EHT40
Remark	1. Average measurement was not performed if peak level lower than average limit. 2. Other frequency was 20dB below limit line within 1-18GHz, there is not show in the report.		

Test Channel	Frequency (MHz)	Reading Level (dBμV)	Factor (dB/m)	Measure Level (dBμV/m)	Limit (dBμV/m)	Margin (dB)	Detector	Polarization
03	4840.30	47.38	-0.02	47.36	74.00	-26.64	Peak	Horizontal
	7264.50	43.62	4.84	48.46	74.00	-25.54	Peak	Horizontal
	11149.00	42.17	5.07	47.24	74.00	-26.76	Peak	Horizontal
	4085.50	41.21	-1.57	39.64	74.00	-34.36	Peak	Vertical
	4836.90	42.39	0.00	42.39	74.00	-31.61	Peak	Vertical
	12050.00	42.43	5.21	47.64	74.00	-26.36	Peak	Vertical
06	4870.90	49.57	0.04	49.61	74.00	-24.39	Peak	Horizontal
	7310.40	38.44	4.99	43.43	54.00	-10.57	Average	Horizontal
	7310.40	46.22	4.99	51.21	74.00	-22.79	Peak	Horizontal
	11470.30	42.90	5.40	48.30	74.00	-25.70	Peak	Horizontal
	4872.60	45.09	0.03	45.12	74.00	-28.88	Peak	Vertical
	7308.70	45.25	4.99	50.24	74.00	-23.76	Peak	Vertical
	12265.90	43.47	4.82	48.29	74.00	-25.71	Peak	Vertical
09	4910.00	49.06	0.07	49.13	74.00	-24.87	Peak	Horizontal
	7364.80	45.53	4.98	50.51	74.00	-23.49	Peak	Horizontal
	11708.30	43.46	4.83	48.29	74.00	-25.71	Peak	Horizontal
	4906.60	44.11	0.06	44.17	74.00	-29.83	Peak	Vertical
	7351.20	44.16	5.03	49.19	74.00	-24.81	Peak	Vertical
	11373.40	42.14	5.48	47.62	74.00	-26.38	Peak	Vertical

Note: Measure Level (dBμV/m) = Reading Level (dBμV) + Factor (dB/m)

Factor (dB/m) = Cable Loss (dB) + Antenna Factor (dB/m) - Pre_Amplifier Gain (dB)

The Result of Radiated Emission below 1GHz:

Site	WJ-AC1	Test Date	2025-03-04
Temperature	20.1 °C	Humidity	36.5 %
Limit	FCC_Part 15.209_RE(3m)	Test Engineer	Carl Jiang
Factor	VULB 9163_07099_3m	Polarity	Horizontal
EUT	Tri-band Wi-Fi 7 Mesh AP	Test Voltage	AC 120V/60Hz
Test Mode	Transmit by 802.11b at 2462MHz		

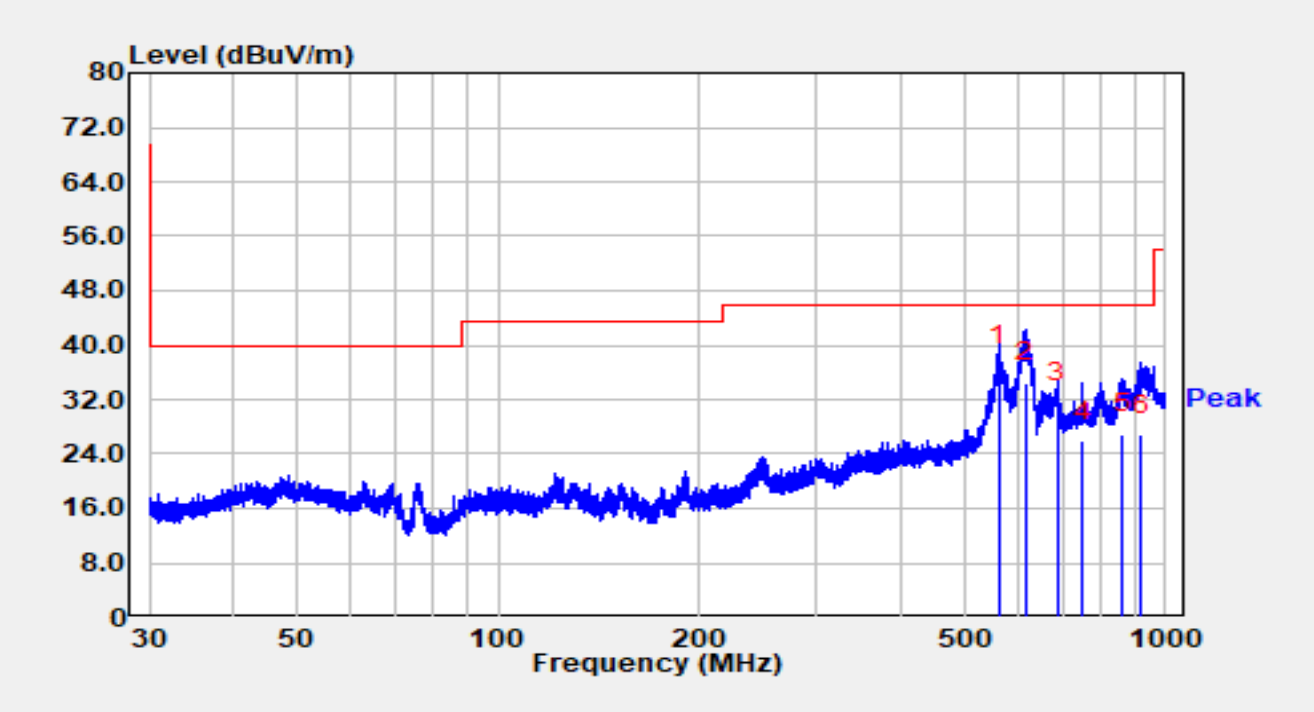

No	Mark	Frequency (MHz)	Reading (dBµV)	C.F (dB/m)	Measurement (dBµV/m)	Margin (dB)	Limit (dBµV/m)	Detector
1	*	562.465	11.00	26.04	37.04	-8.96	46.00	QP
2		615.508	7.20	27.27	34.47	-11.53	46.00	QP
3		690.048	3.50	28.05	31.55	-14.45	46.00	QP
4		750.635	-3.20	29.10	25.90	-20.10	46.00	QP
5		863.056	-3.30	30.28	26.98	-19.02	46.00	QP
6		919.932	-4.10	30.90	26.80	-19.20	46.00	QP

Notes:

1. " * ", means this data is the worst emission level.
2. C.F (dB/m) = Antenna Factor (dB/m) + Cable Loss (dB).
3. Measurement (dBµV/m) = Reading (dBµV) + C.F (dB/m).

Site	WJ-AC1	Test Date	2025-03-04
Temperature	20.1 °C	Humidity	36.5 %
Limit	FCC_Part 15.209_RE(3m)	Test Engineer	Carl Jiang
Factor	VULB 9163_07099_3m	Polarity	Vertical
EUT	Tri-band Wi-Fi 7 Mesh AP	Test Voltage	AC 120V/60Hz
Test Mode	Transmit by 802.11b at 2462MHz		

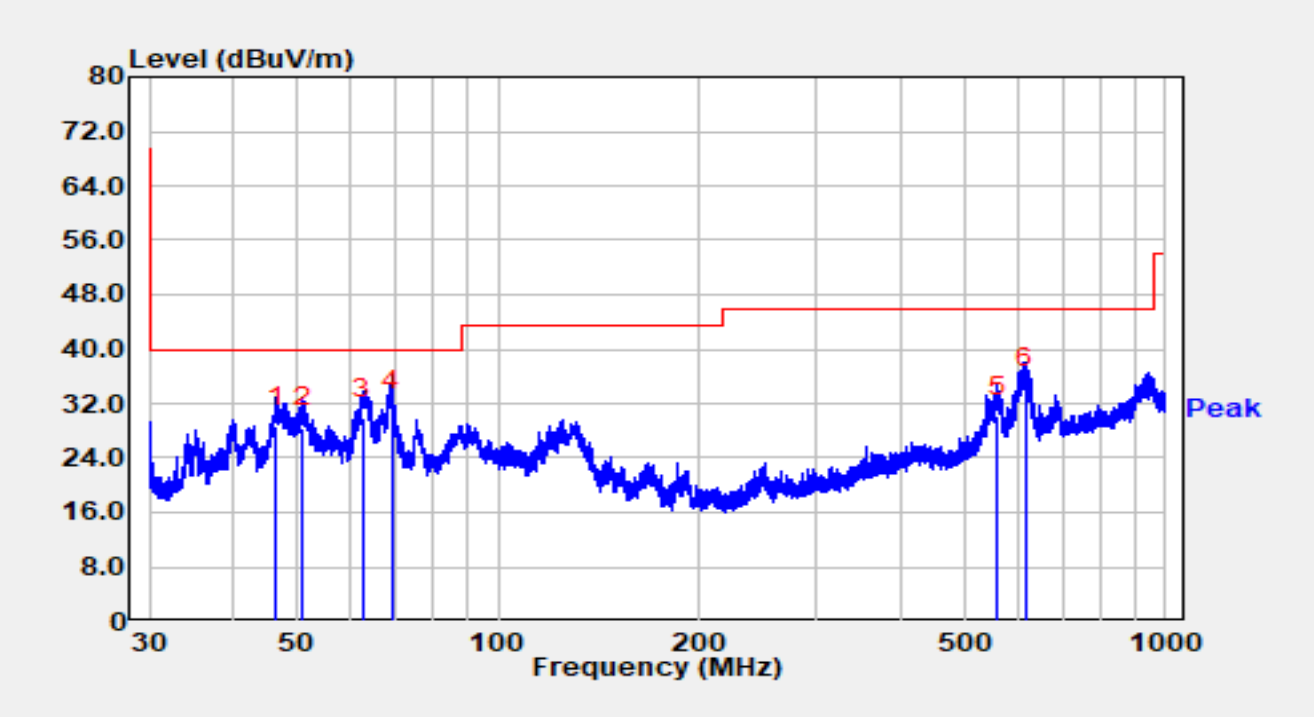

No	Mark	Frequency (MHz)	Reading (dBμV)	C.F (dB/m)	Measurement (dBμV/m)	Margin (dB)	Limit (dBμV/m)	Detector
1		46.422	8.90	19.63	28.53	-11.47	40.00	QP
2		50.942	8.80	19.63	28.43	-11.57	40.00	QP
3		62.695	12.00	17.81	29.81	-10.19	40.00	QP
4	*	69.284	15.20	15.77	30.97	-9.03	40.00	QP
5		560.300	4.20	25.98	30.18	-15.82	46.00	QP
6		618.103	7.00	27.27	34.27	-11.73	46.00	QP

Notes:

1. " * ", means this data is the worst emission level.
2. C.F (dB/m) = Antenna Factor (dB/m) + Cable Loss (dB).
3. Measurement (dBμV/m) = Reading (dBμV) + C.F (dB/m).

A.7 Radiated Restricted Band Edge Test Result

Site	WJ-AC2	Test Date	2025-02-17
Temperature	20.3 °C	Humidity	33.1 %
Limit	FCC_2.4G_RE(3m)	Test Engineer	Carl Jiang
Factor	DRH18-E_07105	Polarity	Horizontal
EUT	Tri-band Wi-Fi 7 Mesh AP	Test Voltage	AC 120V/60Hz
Test Mode	Transmit by 802.11b at 2412MHz		

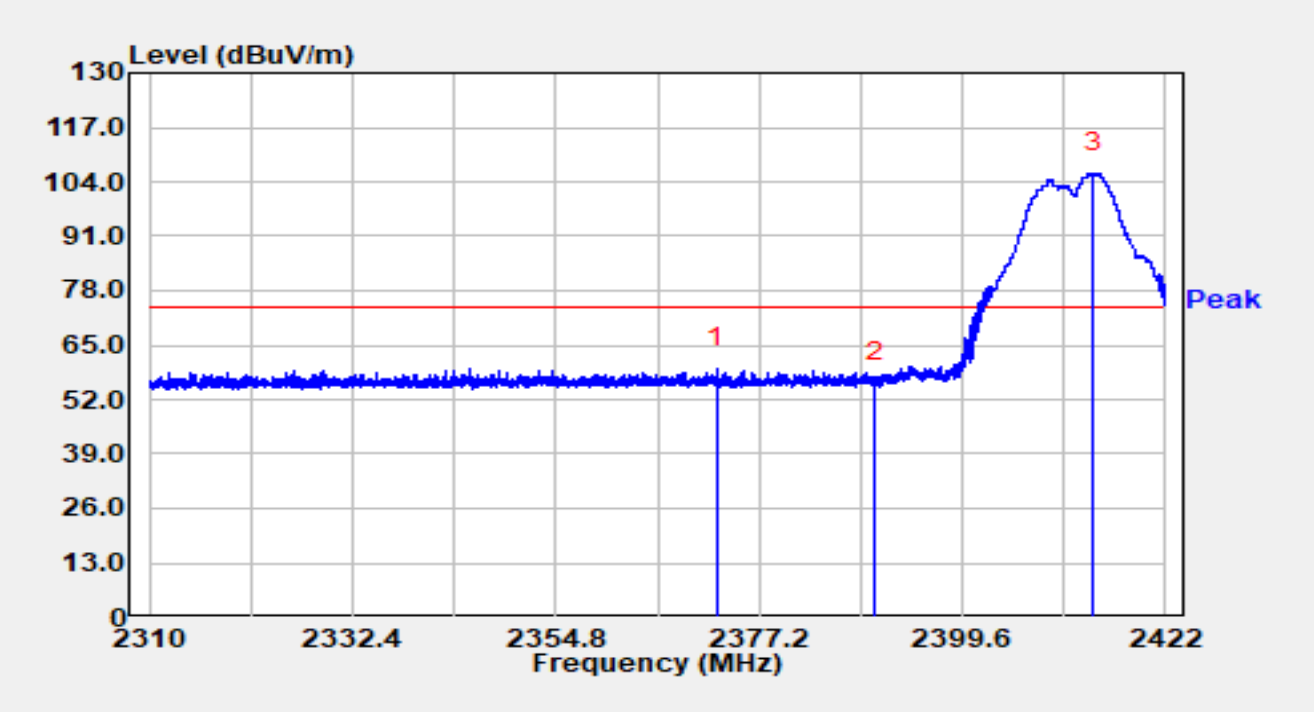

No	Mark	Frequency (MHz)	Reading (dBμV)	C.F (dB/m)	Measurement (dBμV/m)	Margin (dB)	Limit (dBμV/m)	Detector
1	*	2372.518	30.04	29.56	59.60	-14.40	74.00	Peak
2		2390.000	26.53	29.59	56.12	-17.88	74.00	Peak
3		2414.115	76.46	29.63	106.09	N/A	N/A	Peak

Notes:

1. " * ", means this data is the worst emission level.
2. C.F (dB/m) = Antenna Factor (dB/m) + Cable Loss (dB).
3. Measurement (dBμV/m) = Reading (dBμV) + C.F (dB/m).

Site	WJ-AC2	Test Date	2025-02-17
Temperature	20.3 °C	Humidity	33.1 %
Limit	FCC_2.4G_RE(3m)	Test Engineer	Carl Jiang
Factor	DRH18-E_07105	Polarity	Horizontal
EUT	Tri-band Wi-Fi 7 Mesh AP	Test Voltage	AC 120V/60Hz
Test Mode	Transmit by 802.11b at 2412MHz		

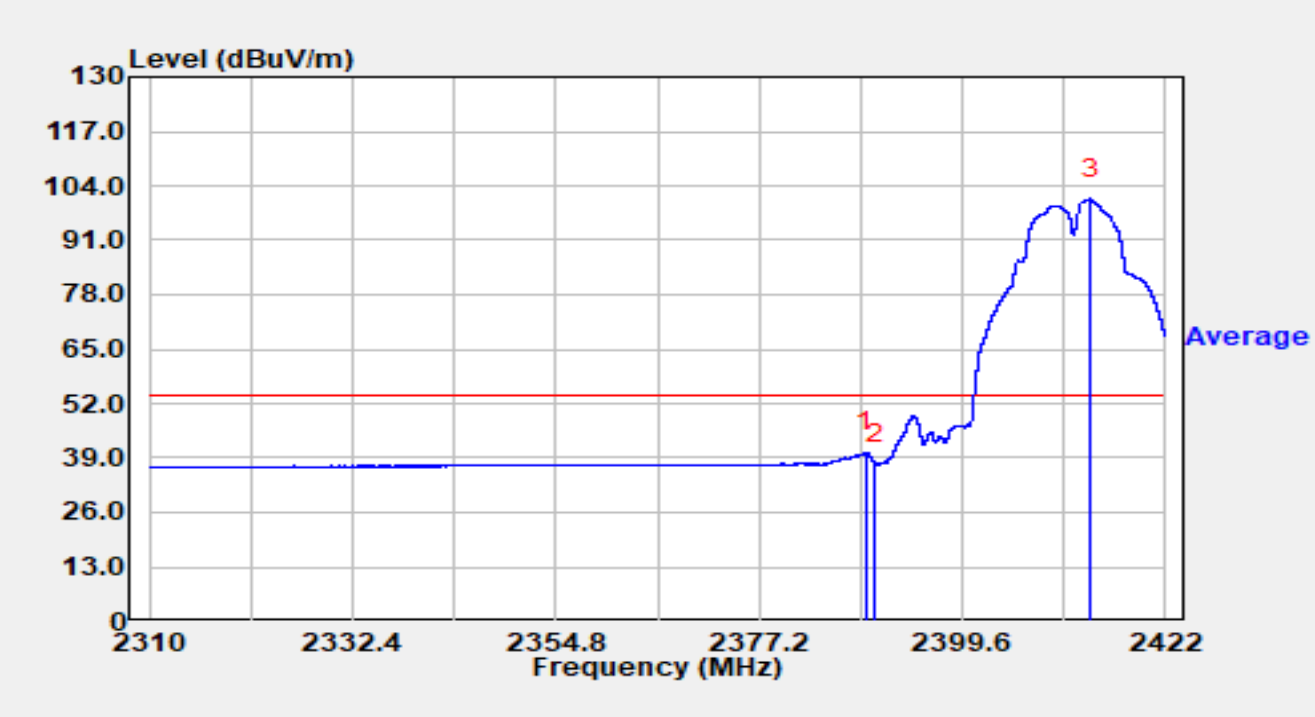

No	Mark	Frequency (MHz)	Reading (dBμV)	C.F (dB/m)	Measurement (dBμV/m)	Margin (dB)	Limit (dBμV/m)	Detector
1	*	2388.915	10.80	29.59	40.39	-13.61	54.00	Average
2		2390.000	8.09	29.59	37.68	-16.32	54.00	Average
3		2413.690	71.29	29.63	100.92	N/A	N/A	Average

Notes:

1. " * ", means this data is the worst emission level.
2. C.F (dB/m) = Antenna Factor (dB/m) + Cable Loss (dB).
3. Measurement (dBμV/m) = Reading (dBμV) + C.F (dB/m).

Site	WJ-AC2	Test Date	2025-02-17
Temperature	20.3 °C	Humidity	33.1 %
Limit	FCC_2.4G_RE(3m)	Test Engineer	Carl Jiang
Factor	DRH18-E_07105	Polarity	Vertical
EUT	Tri-band Wi-Fi 7 Mesh AP	Test Voltage	AC 120V/60Hz
Test Mode	Transmit by 802.11b at 2412MHz		

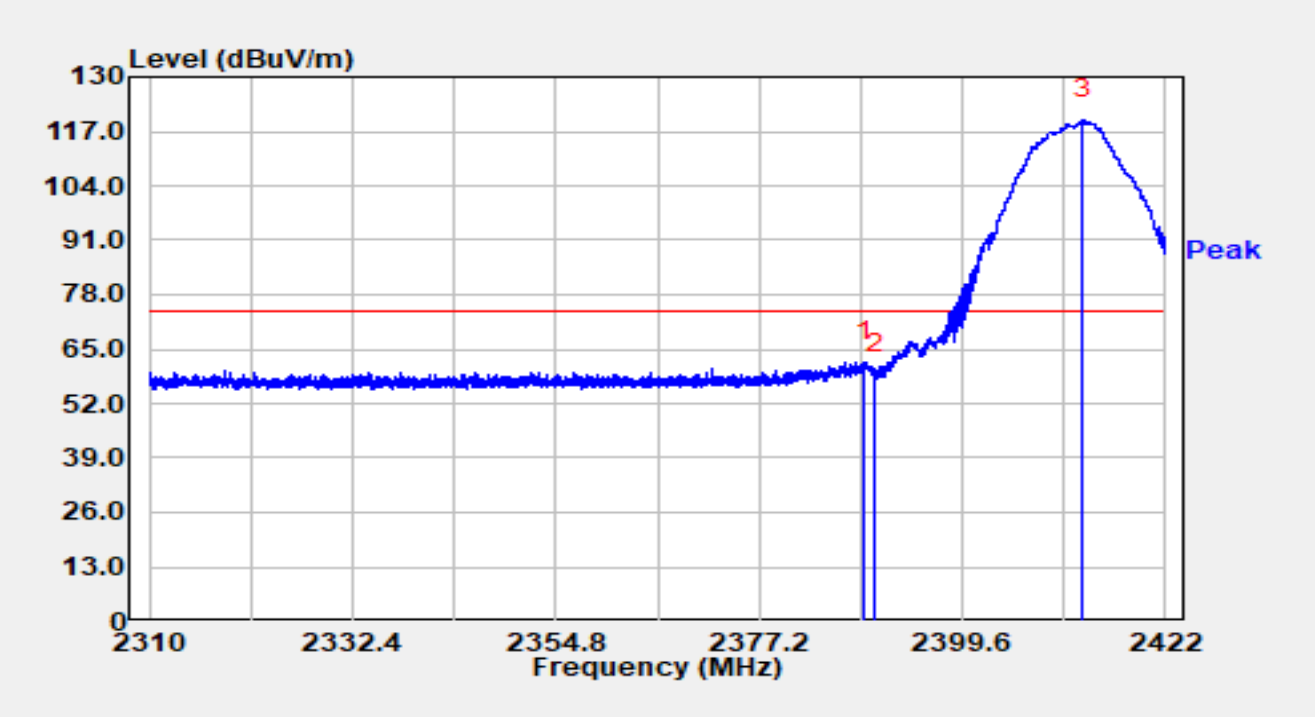

No	Mark	Frequency (MHz)	Reading (dBμV)	C.F (dB/m)	Measurement (dBμV/m)	Margin (dB)	Limit (dBμV/m)	Detector
1	*	2388.781	32.46	29.59	62.05	-11.95	74.00	Peak
2		2390.000	29.28	29.59	58.87	-15.13	74.00	Peak
3		2412.917	90.21	29.63	119.84	N/A	N/A	Peak

Notes:

1. " * ", means this data is the worst emission level.

2. C.F (dB/m) = Antenna Factor (dB/m) + Cable Loss (dB).

3. Measurement (dBμV/m) = Reading (dBμV) + C.F (dB/m).

Site	WJ-AC2	Test Date	2025-02-17
Temperature	20.3 °C	Humidity	33.1 %
Limit	FCC_2.4G_RE(3m)	Test Engineer	Carl Jiang
Factor	DRH18-E_07105	Polarity	Vertical
EUT	Tri-band Wi-Fi 7 Mesh AP	Test Voltage	AC 120V/60Hz
Test Mode	Transmit by 802.11b at 2412MHz		

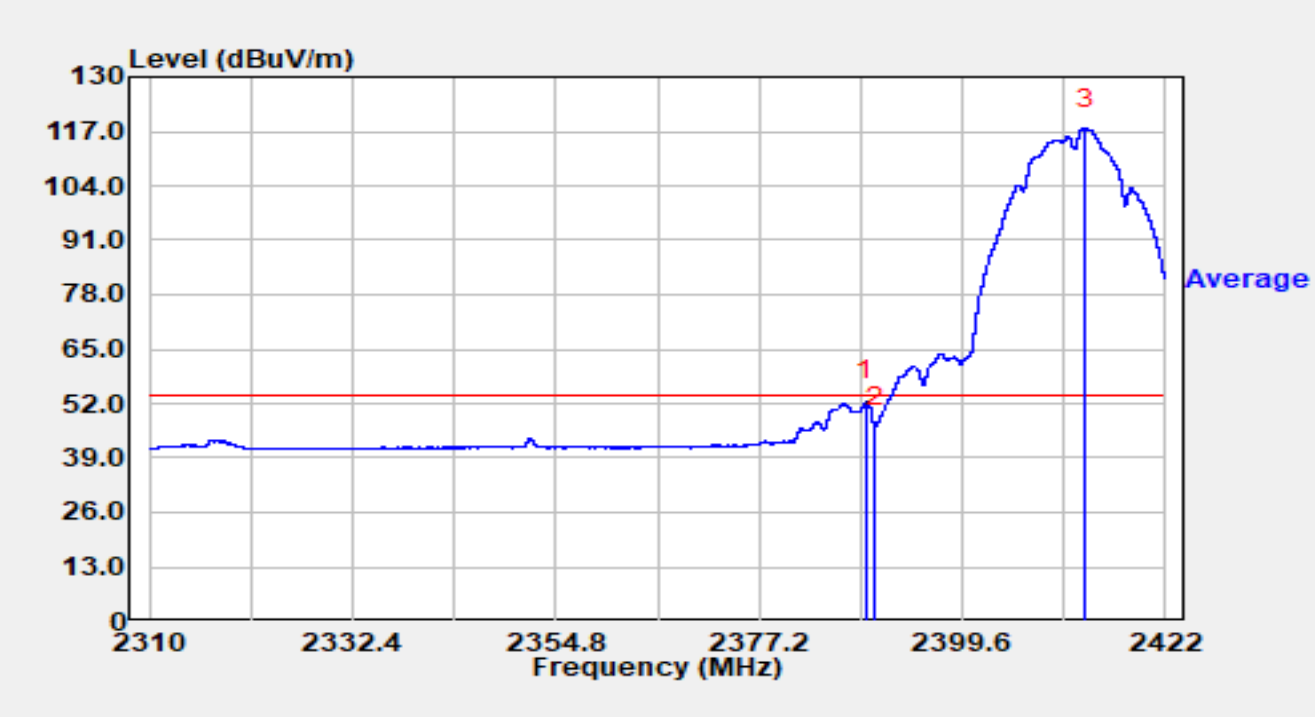

No	Mark	Frequency (MHz)	Reading (dBμV)	C.F (dB/m)	Measurement (dBμV/m)	Margin (dB)	Limit (dBμV/m)	Detector
1	*	2389.027	22.93	29.59	52.52	-1.48	54.00	Average
2		2390.000	16.89	29.59	46.49	-7.51	54.00	Average
3		2413.208	87.97	29.63	117.60	N/A	N/A	Average

Notes:

1. " * ", means this data is the worst emission level.
2. C.F (dB/m) = Antenna Factor (dB/m) + Cable Loss (dB).
3. Measurement (dBμV/m) = Reading (dBμV) + C.F (dB/m).

Site	WJ-AC2	Test Date	2025-02-17
Temperature	20.3 °C	Humidity	33.1 %
Limit	FCC_2.4G_RE(3m)	Test Engineer	Carl Jiang
Factor	DRH18-E_07105	Polarity	Horizontal
EUT	Tri-band Wi-Fi 7 Mesh AP	Test Voltage	AC 120V/60Hz
Test Mode	Transmit by 802.11b at 2462MHz		

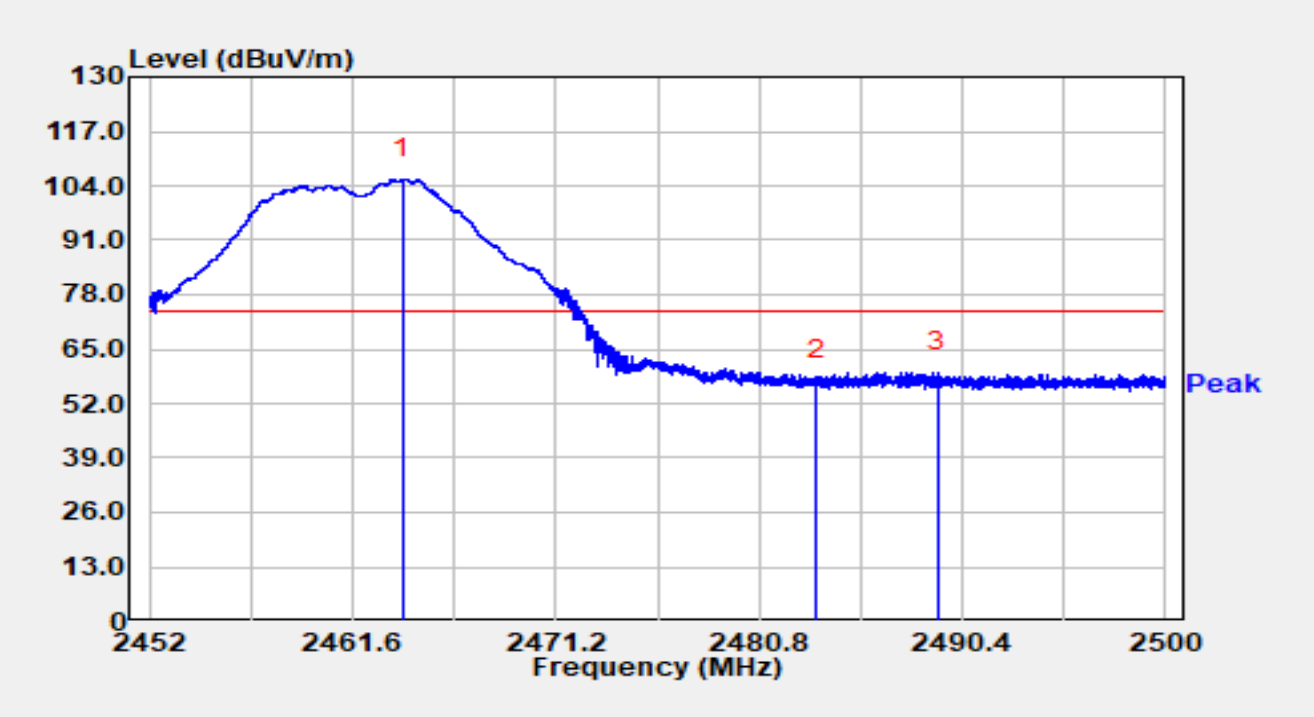

No	Mark	Frequency (MHz)	Reading (dBμV)	C.F (dB/m)	Measurement (dBμV/m)	Margin (dB)	Limit (dBμV/m)	Detector
1		2463.986	75.77	29.71	105.49	N/A	N/A	Peak
2		2483.500	27.85	29.76	57.62	-16.38	74.00	Peak
3	*	2489.248	29.67	29.78	59.45	-14.55	74.00	Peak

Notes:

1. " * ", means this data is the worst emission level.

2. C.F (dB/m) = Antenna Factor (dB/m) + Cable Loss (dB).

3. Measurement (dBμV/m) = Reading (dBμV) + C.F (dB/m).

Site	WJ-AC2	Test Date	2025-02-17
Temperature	20.3 °C	Humidity	33.1 %
Limit	FCC_2.4G_RE(3m)	Test Engineer	Carl Jiang
Factor	DRH18-E_07105	Polarity	Horizontal
EUT	Tri-band Wi-Fi 7 Mesh AP	Test Voltage	AC 120V/60Hz
Test Mode	Transmit by 802.11b at 2462MHz		

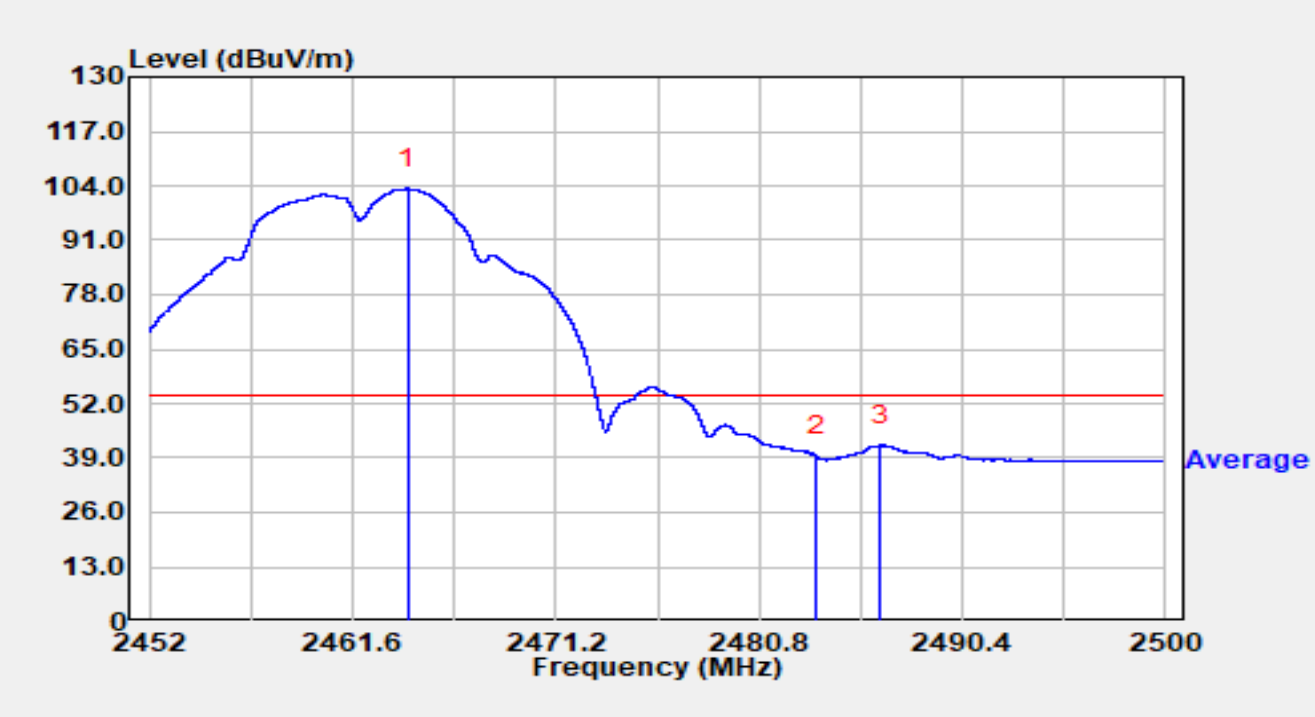

No	Mark	Frequency (MHz)	Reading (dBμV)	C.F (dB/m)	Measurement (dBμV/m)	Margin (dB)	Limit (dBμV/m)	Detector
1		2464.202	73.63	29.72	103.34	N/A	N/A	Average
2		2483.500	9.62	29.76	39.38	-14.62	54.00	Average
3	*	2486.560	12.25	29.77	42.03	-11.97	54.00	Average

Notes:

1. " * ", means this data is the worst emission level.

2. C.F (dB/m) = Antenna Factor (dB/m) + Cable Loss (dB).

3. Measurement (dBμV/m) = Reading (dBμV) + C.F (dB/m).

Site	WJ-AC2	Test Date	2025-02-17
Temperature	20.3 °C	Humidity	33.1 %
Limit	FCC_2.4G_RE(3m)	Test Engineer	Carl Jiang
Factor	DRH18-E_07105	Polarity	Vertical
EUT	Tri-band Wi-Fi 7 Mesh AP	Test Voltage	AC 120V/60Hz
Test Mode	Transmit by 802.11b at 2462MHz		

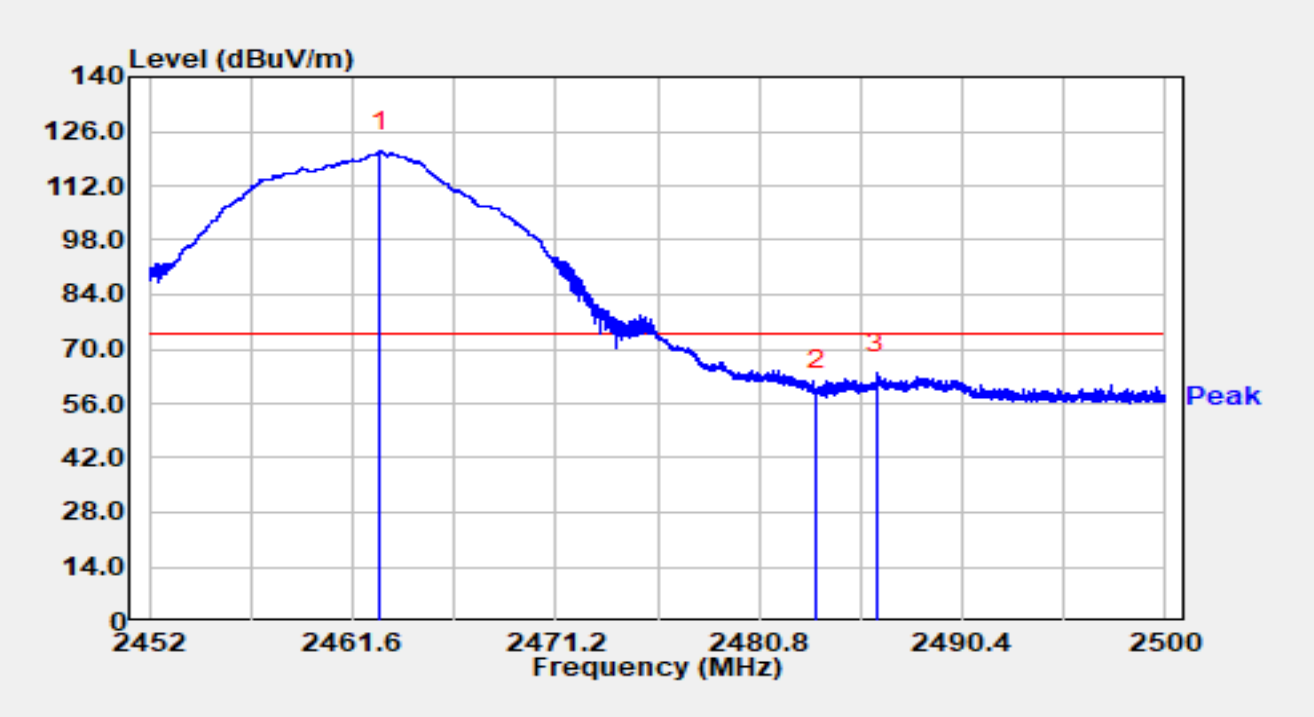

No	Mark	Frequency (MHz)	Reading (dBμV)	C.F (dB/m)	Measurement (dBμV/m)	Margin (dB)	Limit (dBμV/m)	Detector
1		2462.891	91.06	29.71	120.77	N/A	N/A	Peak
2		2483.500	29.48	29.76	59.24	-14.76	74.00	Peak
3	*	2486.373	34.07	29.77	63.84	-10.16	74.00	Peak

Notes:

1. " * ", means this data is the worst emission level.

2. C.F (dB/m) = Antenna Factor (dB/m) + Cable Loss (dB).

3. Measurement (dBμV/m) = Reading (dBμV) + C.F (dB/m).

Site	WJ-AC2	Test Date	2025-02-17
Temperature	20.3 °C	Humidity	33.1 %
Limit	FCC_2.4G_RE(3m)	Test Engineer	Carl Jiang
Factor	DRH18-E_07105	Polarity	Vertical
EUT	Tri-band Wi-Fi 7 Mesh AP	Test Voltage	AC 120V/60Hz
Test Mode	Transmit by 802.11b at 2462MHz		

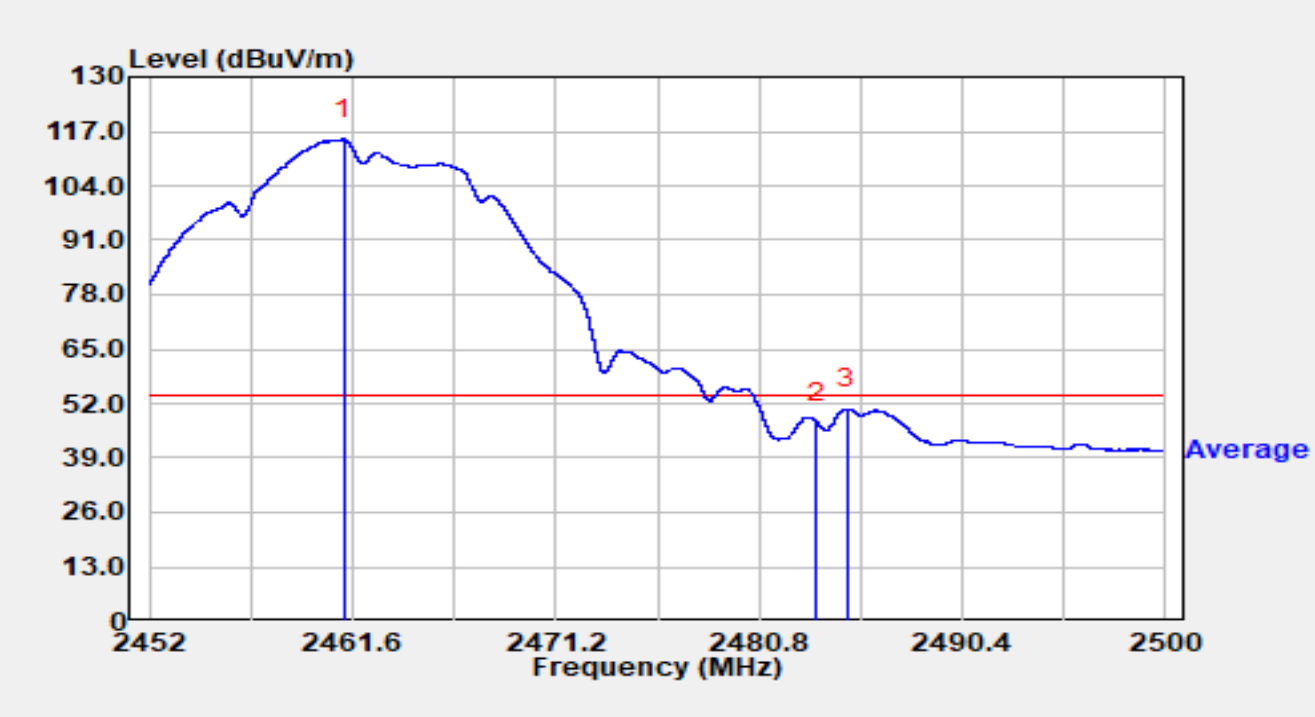

No	Mark	Frequency (MHz)	Reading (dBμV)	C.F (dB/m)	Measurement (dBμV/m)	Margin (dB)	Limit (dBμV/m)	Detector
1		2461.173	85.36	29.71	115.07	N/A	N/A	Average
2		2483.500	17.82	29.76	47.58	-6.42	54.00	Average
3	*	2484.942	20.87	29.77	50.64	-3.36	54.00	Average

Notes:

1. " * ", means this data is the worst emission level.
2. C.F (dB/m) = Antenna Factor (dB/m) + Cable Loss (dB).
3. Measurement (dBμV/m) = Reading (dBμV) + C.F (dB/m).

Site	WJ-AC2	Test Date	2025-02-17
Temperature	20.3 °C	Humidity	33.1 %
Limit	FCC_2.4G_RE(3m)	Test Engineer	Carl Jiang
Factor	DRH18-E_07105	Polarity	Horizontal
EUT	Tri-band Wi-Fi 7 Mesh AP	Test Voltage	AC 120V/60Hz
Test Mode	Transmit by 802.11g at 2412MHz		

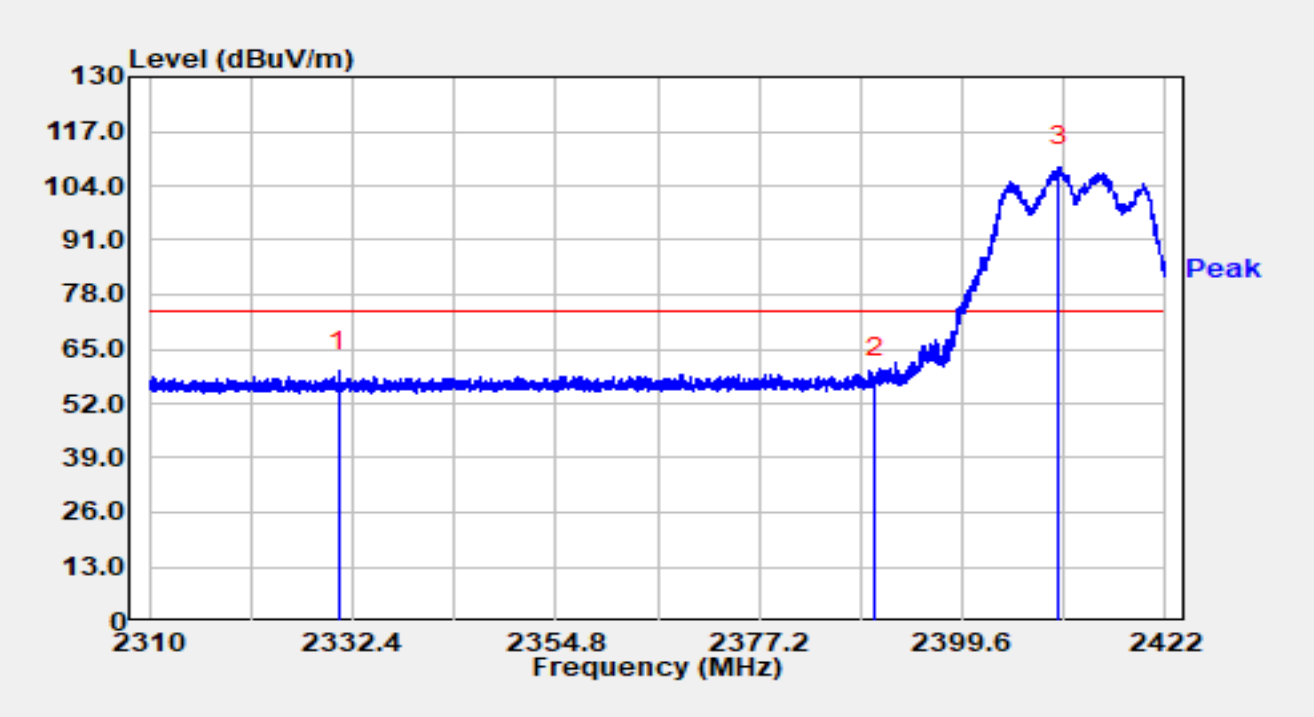

No	Mark	Frequency (MHz)	Reading (dBμV)	C.F (dB/m)	Measurement (dBμV/m)	Margin (dB)	Limit (dBμV/m)	Detector
1	*	2330.899	30.25	29.45	59.70	-14.30	74.00	Peak
2		2390.000	28.66	29.59	58.25	-15.75	74.00	Peak
3		2410.296	78.96	29.63	108.59	N/A	N/A	Peak

Notes:

1. " * ", means this data is the worst emission level.

2. C.F (dB/m) = Antenna Factor (dB/m) + Cable Loss (dB).

3. Measurement (dBμV/m) = Reading (dBμV) + C.F (dB/m).

Site	WJ-AC2	Test Date	2025-02-17
Temperature	20.3 °C	Humidity	33.1 %
Limit	FCC_2.4G_RE(3m)	Test Engineer	Carl Jiang
Factor	DRH18-E_07105	Polarity	Horizontal
EUT	Tri-band Wi-Fi 7 Mesh AP	Test Voltage	AC 120V/60Hz
Test Mode	Transmit by 802.11g at 2412MHz		

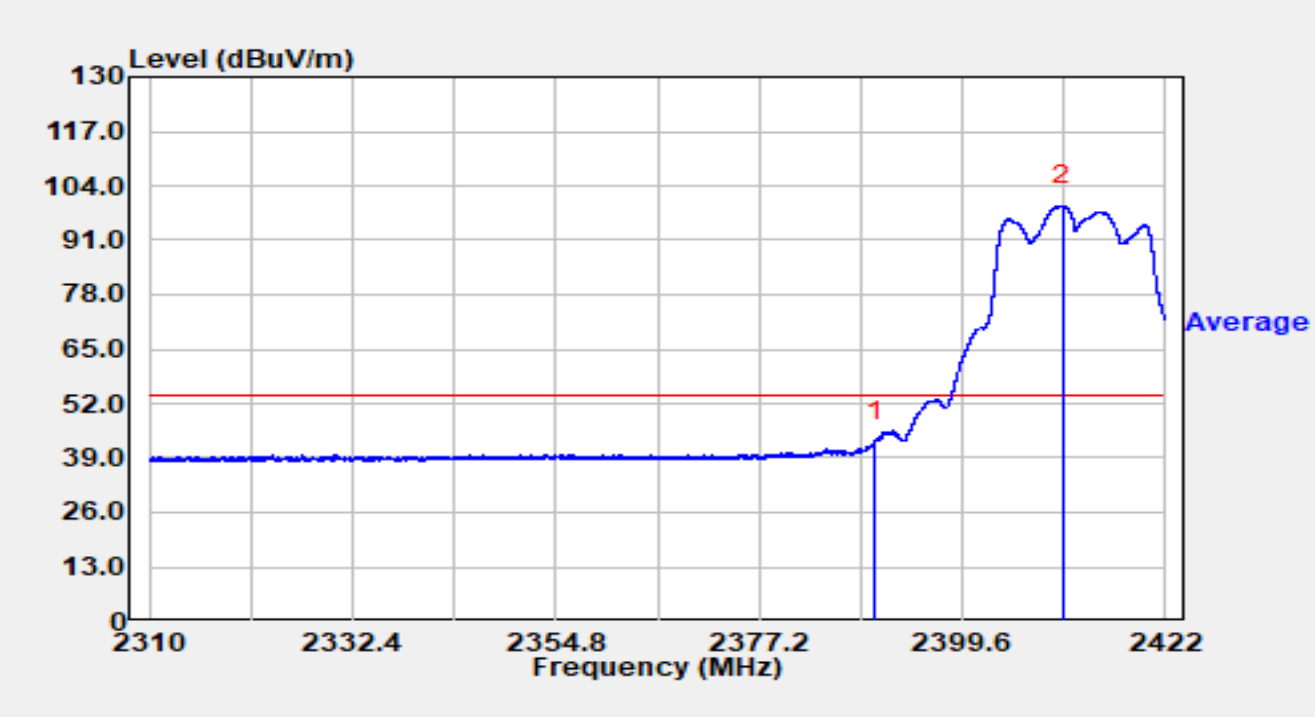

No	Mark	Frequency (MHz)	Reading (dBμV)	C.F (dB/m)	Measurement (dBμV/m)	Margin (dB)	Limit (dBμV/m)	Detector
1	*	2390.000	13.55	29.59	43.14	-10.86	54.00	Average
2		2410.699	69.62	29.63	99.25	N/A	N/A	Average

Notes:

1. " * ", means this data is the worst emission level.
2. C.F (dB/m) = Antenna Factor (dB/m) + Cable Loss (dB).
3. Measurement (dBμV/m) = Reading (dBμV) + C.F (dB/m).

Site	WJ-AC2	Test Date	2025-02-17
Temperature	20.3 °C	Humidity	33.1 %
Limit	FCC_2.4G_RE(3m)	Test Engineer	Carl Jiang
Factor	DRH18-E_07105	Polarity	Vertical
EUT	Tri-band Wi-Fi 7 Mesh AP	Test Voltage	AC 120V/60Hz
Test Mode	Transmit by 802.11g at 2412MHz		

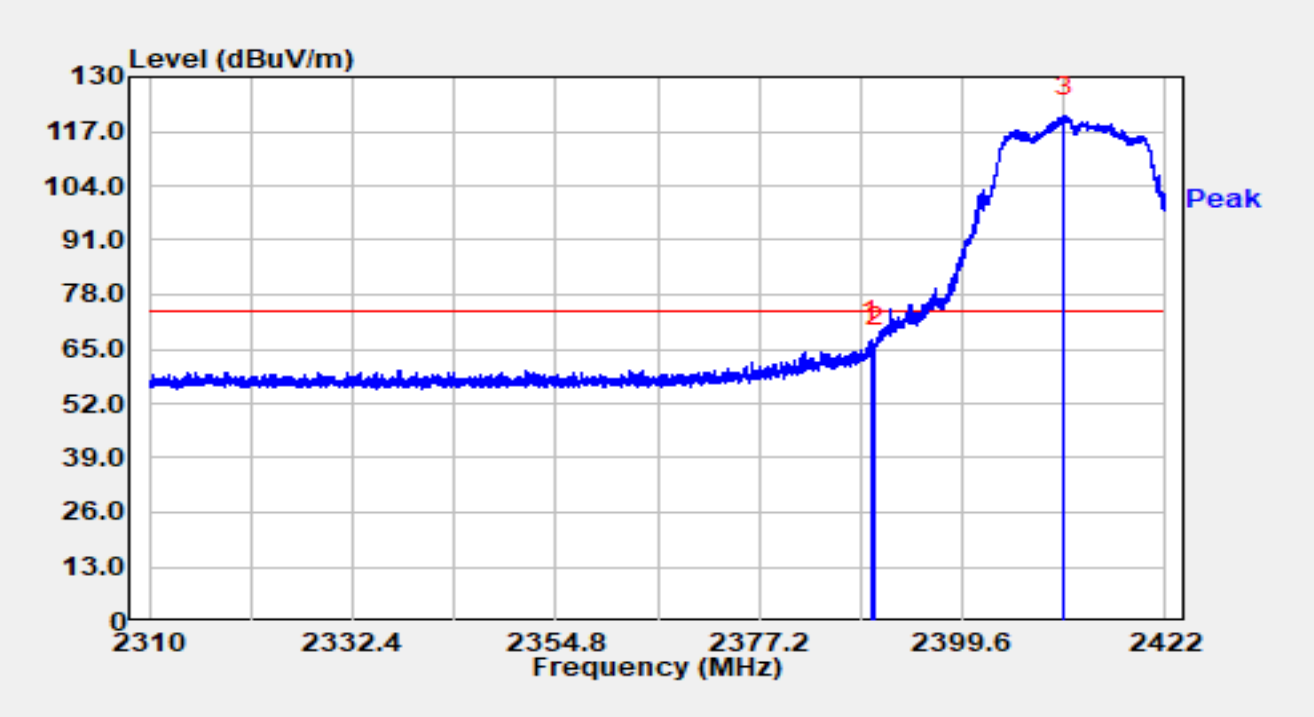

No	Mark	Frequency (MHz)	Reading (dBμV)	C.F (dB/m)	Measurement (dBμV/m)	Margin (dB)	Limit (dBμV/m)	Detector
1	*	2389.587	37.43	29.59	67.02	-6.98	74.00	Peak
2		2390.000	36.09	29.59	65.68	-8.32	74.00	Peak
3		2410.811	91.00	29.63	120.63	N/A	N/A	Peak

Notes:

1. " * ", means this data is the worst emission level.
2. C.F (dB/m) = Antenna Factor (dB/m) + Cable Loss (dB).
3. Measurement (dBμV/m) = Reading (dBμV) + C.F (dB/m).

Site	WJ-AC2	Test Date	2025-02-17
Temperature	20.3 °C	Humidity	33.1 %
Limit	FCC_2.4G_RE(3m)	Test Engineer	Carl Jiang
Factor	DRH18-E_07105	Polarity	Vertical
EUT	Tri-band Wi-Fi 7 Mesh AP	Test Voltage	AC 120V/60Hz
Test Mode	Transmit by 802.11g at 2412MHz		

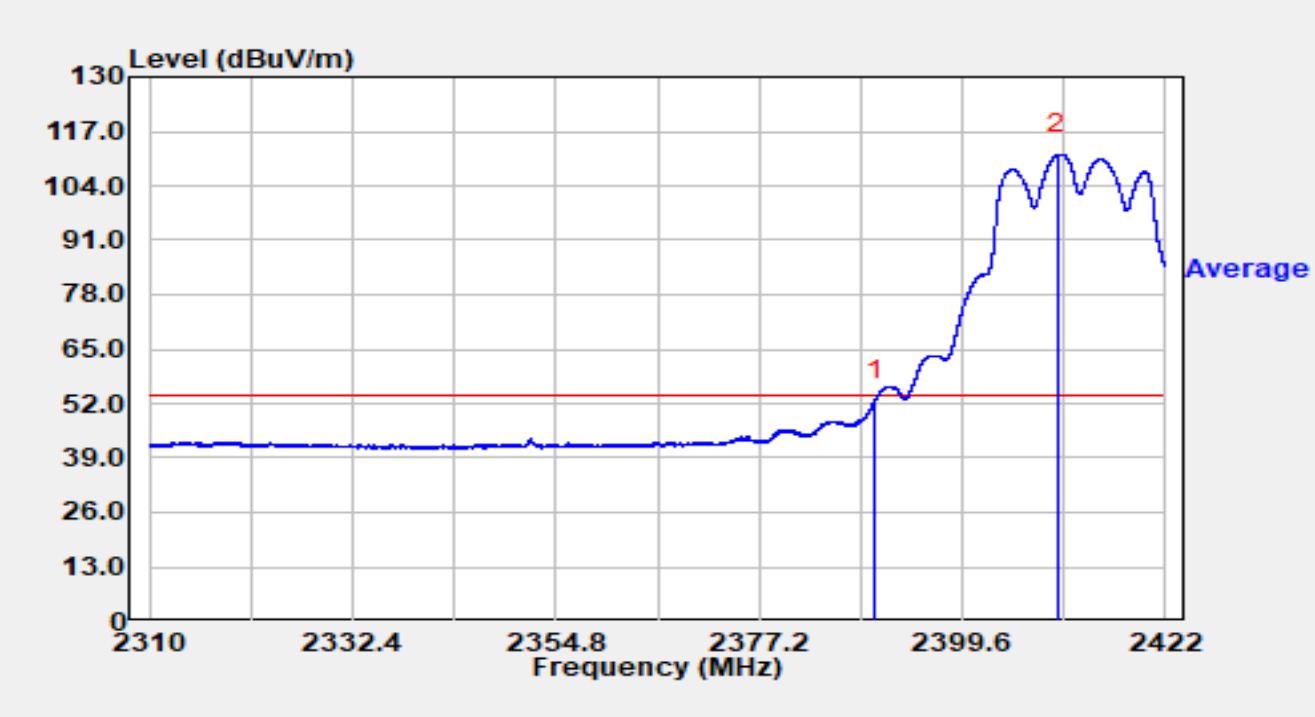

No	Mark	Frequency (MHz)	Reading (dBμV)	C.F (dB/m)	Measurement (dBμV/m)	Margin (dB)	Limit (dBμV/m)	Detector
1	*	2390.000	23.36	29.59	52.95	-1.05	54.00	Average
2		2410.117	81.87	29.63	111.50	N/A	N/A	Average

Notes:

1. " * ", means this data is the worst emission level.

2. C.F (dB/m) = Antenna Factor (dB/m) + Cable Loss (dB).

3. Measurement (dBμV/m) = Reading (dBμV) + C.F (dB/m).

Site	WJ-AC2	Test Date	2025-03-05
Temperature	24.7 °C	Humidity	33.1 %
Limit	FCC_2.4G_RE(3m)	Test Engineer	Carl Jiang
Factor	DRH18-E_07105	Polarity	Horizontal
EUT	Tri-band Wi-Fi 7 Mesh AP	Test Voltage	AC 120V/60Hz
Test Mode	Transmit by 802.11g at 2417MHz		

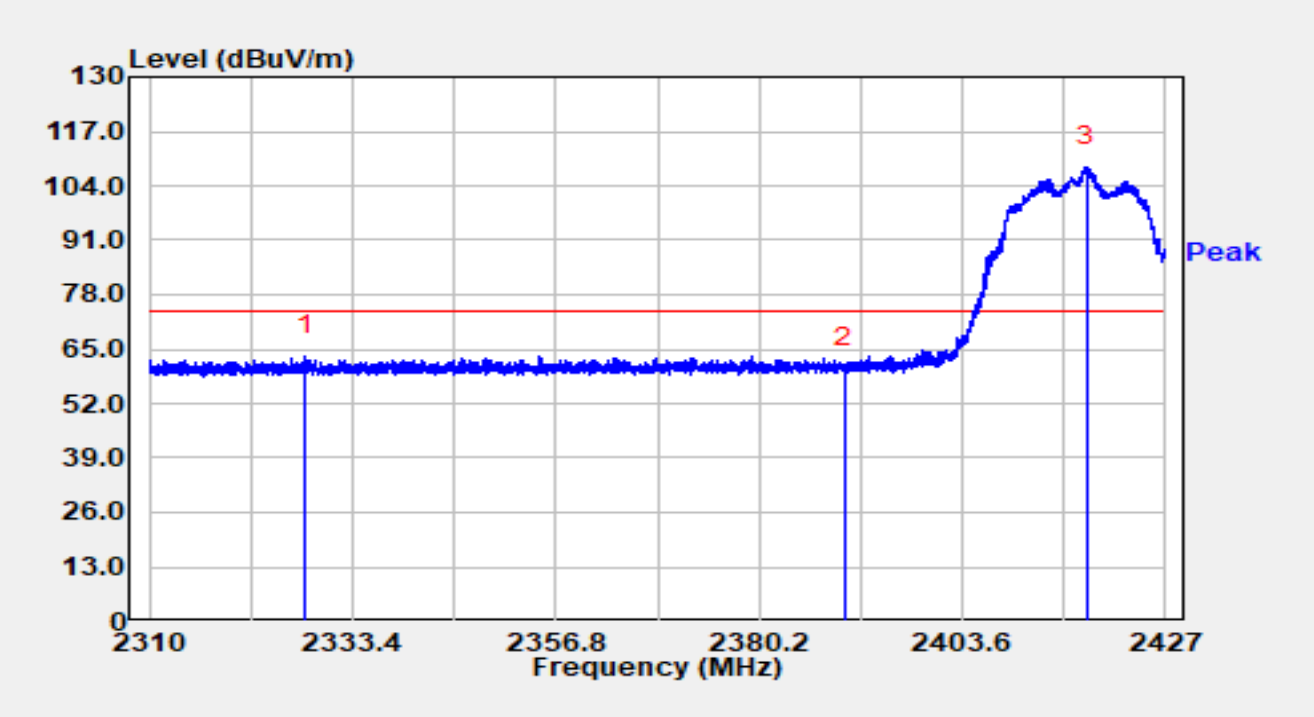

No	Mark	Frequency (MHz)	Reading (dBμV)	C.F (dB/m)	Measurement (dBμV/m)	Margin (dB)	Limit (dBμV/m)	Detector
1	*	2328.018	33.98	29.45	63.43	-10.57	74.00	Peak
2		2390.000	30.85	29.59	60.45	-13.55	74.00	Peak
3		2417.886	79.01	29.63	108.64	N/A	N/A	Peak

Notes:

1. " * ", means this data is the worst emission level.

2. C.F (dB/m) = Antenna Factor (dB/m) + Cable Loss (dB).

3. Measurement (dBμV/m) = Reading (dBμV) + C.F (dB/m).

Site	WJ-AC2	Test Date	2025-03-05
Temperature	24.7 °C	Humidity	33.1 %
Limit	FCC_2.4G_RE(3m)	Test Engineer	Carl Jiang
Factor	DRH18-E_07105	Polarity	Horizontal
EUT	Tri-band Wi-Fi 7 Mesh AP	Test Voltage	AC 120V/60Hz
Test Mode	Transmit by 802.11g at 2417MHz		

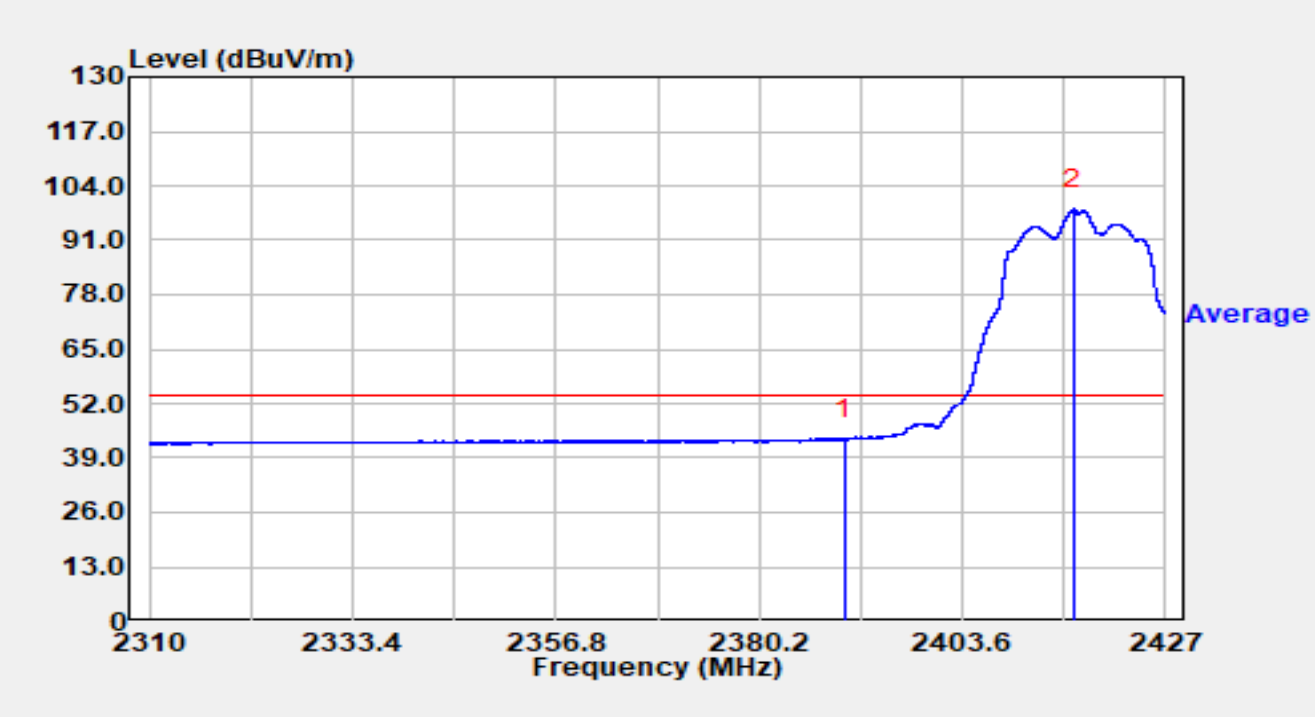

No	Mark	Frequency (MHz)	Reading (dBμV)	C.F (dB/m)	Measurement (dBμV/m)	Margin (dB)	Limit (dBμV/m)	Detector
1	*	2390.000	13.92	29.59	43.51	-10.49	54.00	Average
2		2416.423	68.79	29.63	98.42	N/A	N/A	Average

Notes:

1. " * ", means this data is the worst emission level.

2. C.F (dB/m) = Antenna Factor (dB/m) + Cable Loss (dB).

3. Measurement (dBμV/m) = Reading (dBμV) + C.F (dB/m).

Site	WJ-AC2	Test Date	2025-03-05
Temperature	24.7 °C	Humidity	33.1 %
Limit	FCC_2.4G_RE(3m)	Test Engineer	Carl Jiang
Factor	DRH18-E_07105	Polarity	Vertical
EUT	Tri-band Wi-Fi 7 Mesh AP	Test Voltage	AC 120V/60Hz
Test Mode	Transmit by 802.11g at 2417MHz		

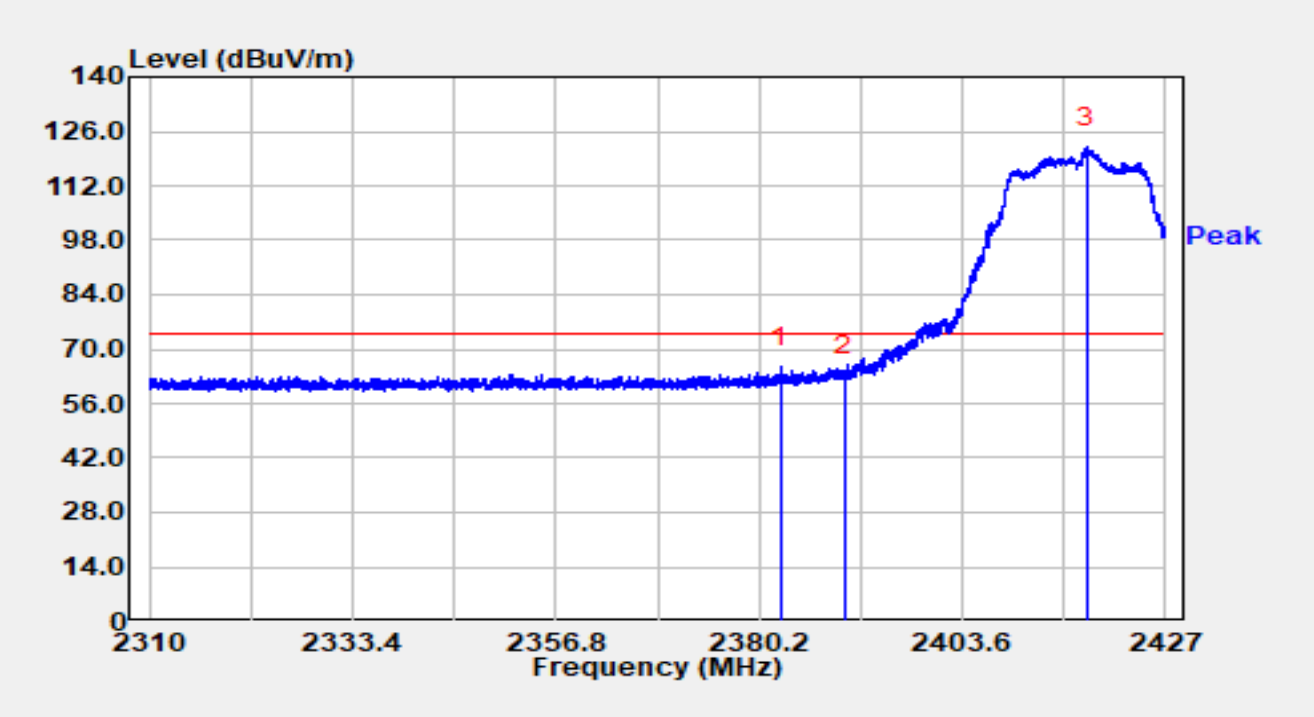

No	Mark	Frequency (MHz)	Reading (dBμV)	C.F (dB/m)	Measurement (dBμV/m)	Margin (dB)	Limit (dBμV/m)	Detector
1	*	2382.704	35.79	29.57	65.36	-8.64	74.00	Peak
2		2390.000	33.51	29.59	63.10	-10.90	74.00	Peak
3		2417.944	92.28	29.63	121.91	N/A	N/A	Peak

Notes:

1. " * ", means this data is the worst emission level.

2. C.F (dB/m) = Antenna Factor (dB/m) + Cable Loss (dB).

3. Measurement (dBμV/m) = Reading (dBμV) + C.F (dB/m).

Site	WJ-AC2	Test Date	2025-03-05
Temperature	24.7 °C	Humidity	33.1 %
Limit	FCC_2.4G_RE(3m)	Test Engineer	Carl Jiang
Factor	DRH18-E_07105	Polarity	Vertical
EUT	Tri-band Wi-Fi 7 Mesh AP	Test Voltage	AC 120V/60Hz
Test Mode	Transmit by 802.11g at 2417MHz		

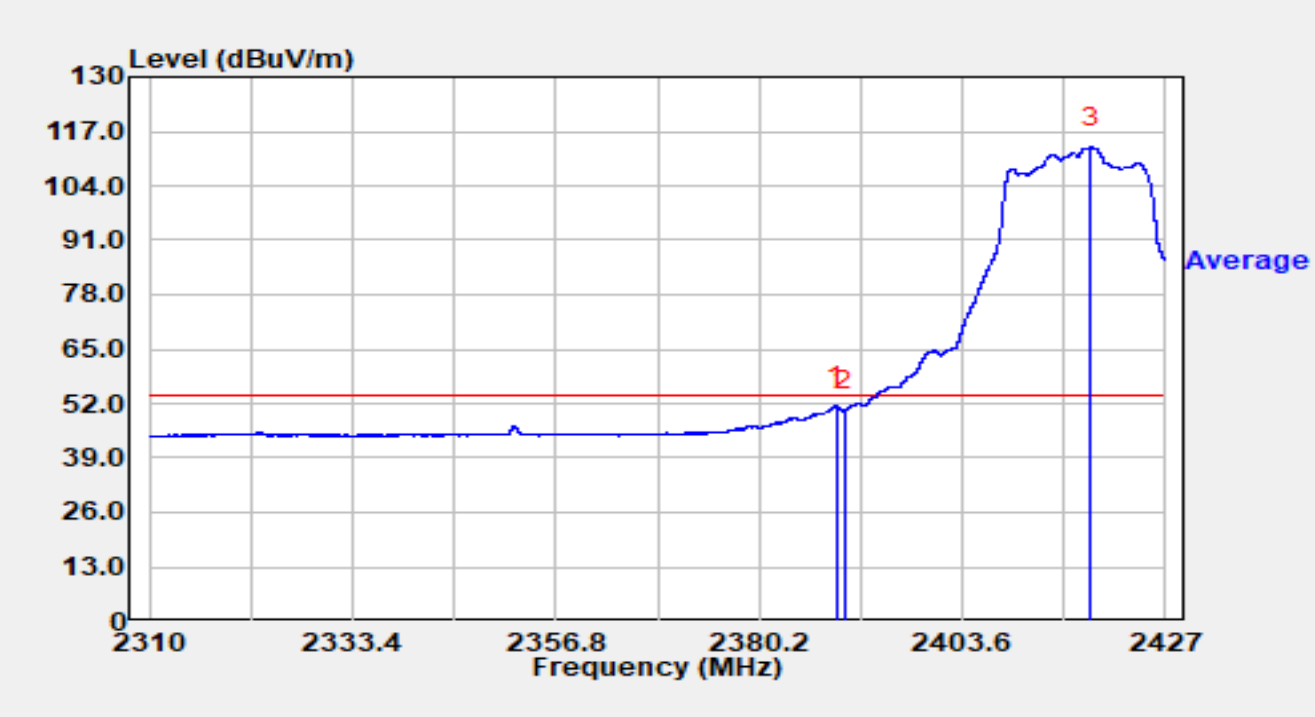

No	Mark	Frequency (MHz)	Reading (dBμV)	C.F (dB/m)	Measurement (dBμV/m)	Margin (dB)	Limit (dBμV/m)	Detector
1	*	2389.080	21.70	29.59	51.29	-2.71	54.00	Average
2		2390.000	20.66	29.59	50.25	-3.75	54.00	Average
3		2418.459	83.55	29.63	113.18	N/A	N/A	Average

Notes:

1. " * ", means this data is the worst emission level.

2. C.F (dB/m) = Antenna Factor (dB/m) + Cable Loss (dB).

3. Measurement (dBμV/m) = Reading (dBμV) + C.F (dB/m).

Site	WJ-AC2	Test Date	2025-03-05
Temperature	24.7 °C	Humidity	33.1 %
Limit	FCC_2.4G_RE(3m)	Test Engineer	Carl Jiang
Factor	DRH18-E_07105	Polarity	Horizontal
EUT	Tri-band Wi-Fi 7 Mesh AP	Test Voltage	AC 120V/60Hz
Test Mode	Transmit by 802.11g at 2422MHz		

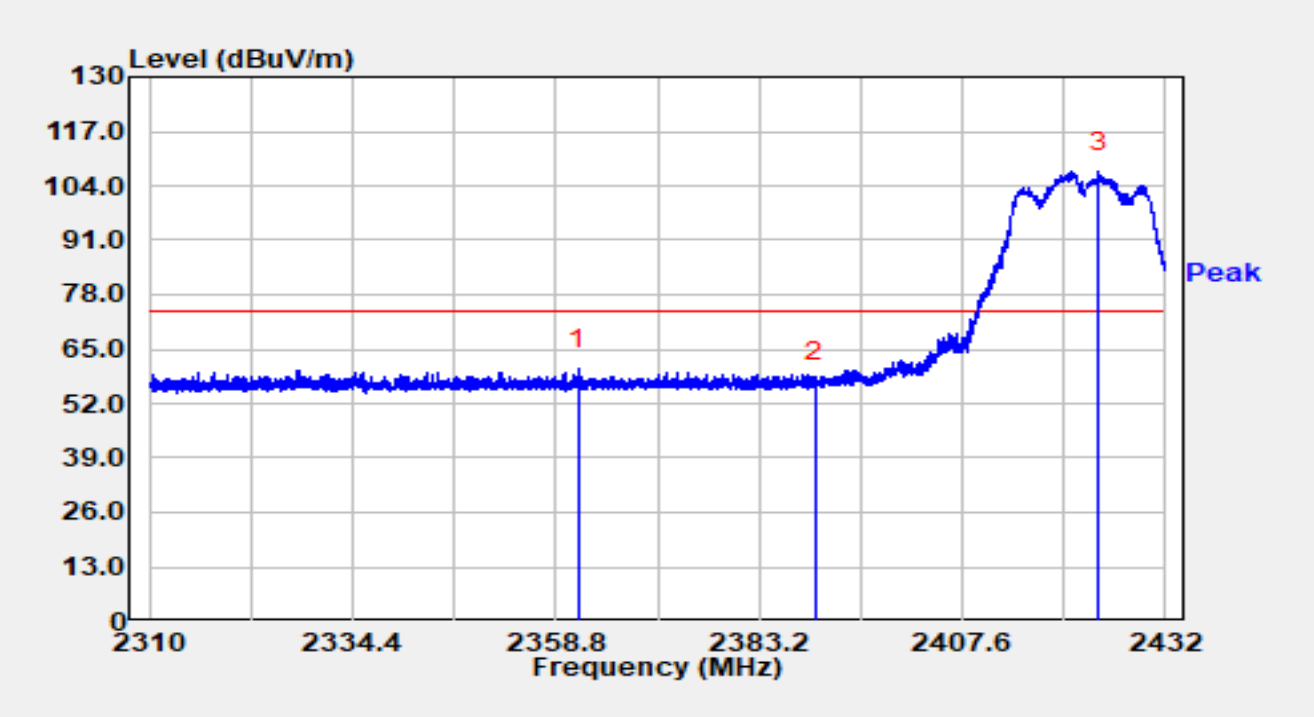

No	Mark	Frequency (MHz)	Reading (dBμV)	C.F (dB/m)	Measurement (dBμV/m)	Margin (dB)	Limit (dBμV/m)	Detector
1	*	2361.557	30.55	29.55	60.10	-13.90	74.00	Peak
2		2390.000	27.38	29.59	56.97	-17.03	74.00	Peak
3		2423.936	77.70	29.64	107.34	N/A	N/A	Peak

Notes:

1. " * ", means this data is the worst emission level.

2. C.F (dB/m) = Antenna Factor (dB/m) + Cable Loss (dB).

3. Measurement (dBμV/m) = Reading (dBμV) + C.F (dB/m).

Site	WJ-AC2	Test Date	2025-03-05
Temperature	24.7 °C	Humidity	33.1 %
Limit	FCC_2.4G_RE(3m)	Test Engineer	Carl Jiang
Factor	DRH18-E_07105	Polarity	Horizontal
EUT	Tri-band Wi-Fi 7 Mesh AP	Test Voltage	AC 120V/60Hz
Test Mode	Transmit by 802.11g at 2422MHz		

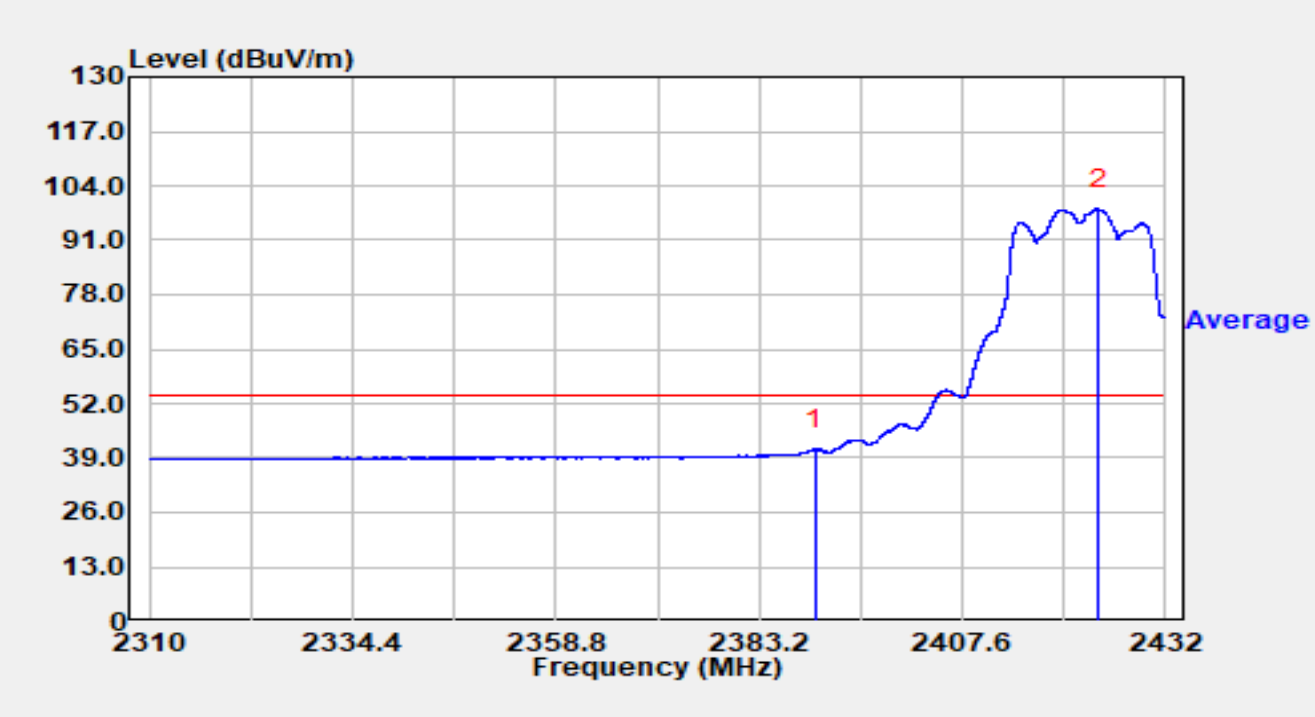

No	Mark	Frequency (MHz)	Reading (dBμV)	C.F (dB/m)	Measurement (dBμV/m)	Margin (dB)	Limit (dBμV/m)	Detector
1	*	2390.000	11.41	29.59	41.00	-13.00	54.00	Average
2		2423.911	68.74	29.64	98.38	N/A	N/A	Average

Notes:

1. " * ", means this data is the worst emission level.

2. C.F (dB/m) = Antenna Factor (dB/m) + Cable Loss (dB).

3. Measurement (dBμV/m) = Reading (dBμV) + C.F (dB/m).

Site	WJ-AC2	Test Date	2025-03-05
Temperature	24.7 °C	Humidity	33.1 %
Limit	FCC_2.4G_RE(3m)	Test Engineer	Carl Jiang
Factor	DRH18-E_07105	Polarity	Vertical
EUT	Tri-band Wi-Fi 7 Mesh AP	Test Voltage	AC 120V/60Hz
Test Mode	Transmit by 802.11g at 2422MHz		

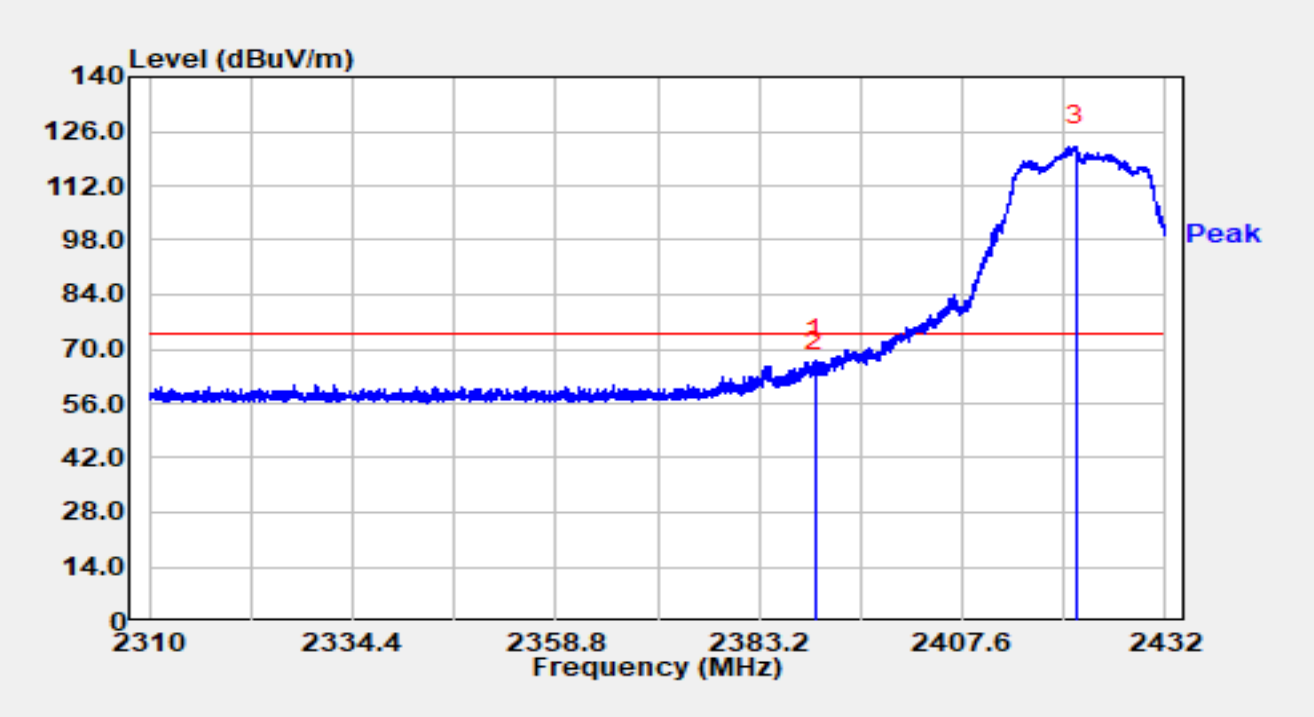

No	Mark	Frequency (MHz)	Reading (dBμV)	C.F (dB/m)	Measurement (dBμV/m)	Margin (dB)	Limit (dBμV/m)	Detector
1	*	2389.910	37.66	29.59	67.25	-6.75	74.00	Peak
2		2390.000	34.47	29.59	64.06	-9.94	74.00	Peak
3		2421.252	92.47	29.63	122.10	N/A	N/A	Peak

Notes:

1. " * ", means this data is the worst emission level.
2. C.F (dB/m) = Antenna Factor (dB/m) + Cable Loss (dB).
3. Measurement (dBμV/m) = Reading (dBμV) + C.F (dB/m).

Site	WJ-AC2	Test Date	2025-03-05
Temperature	24.7 °C	Humidity	33.1 %
Limit	FCC_2.4G_RE(3m)	Test Engineer	Carl Jiang
Factor	DRH18-E_07105	Polarity	Vertical
EUT	Tri-band Wi-Fi 7 Mesh AP	Test Voltage	AC 120V/60Hz
Test Mode	Transmit by 802.11g at 2422MHz		

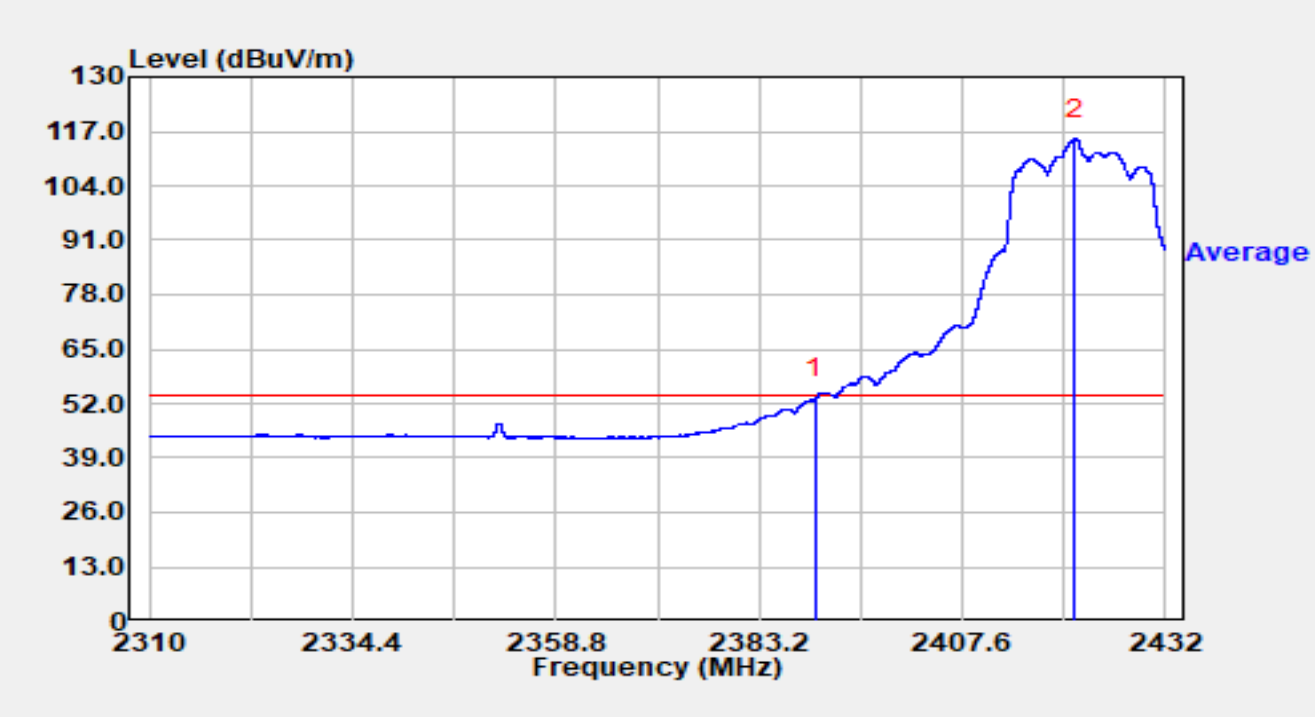

No	Mark	Frequency (MHz)	Reading (dBμV)	C.F (dB/m)	Measurement (dBμV/m)	Margin (dB)	Limit (dBμV/m)	Detector
1	*	2390.000	23.58	29.59	53.17	-0.83	54.00	Average
2		2421.105	85.50	29.63	115.14	N/A	N/A	Average

Notes:

1. " * ", means this data is the worst emission level.

2. C.F (dB/m) = Antenna Factor (dB/m) + Cable Loss (dB).

3. Measurement (dBμV/m) = Reading (dBμV) + C.F (dB/m).

Site	WJ-AC2	Test Date	2025-03-05
Temperature	24.7 °C	Humidity	33.1 %
Limit	FCC_2.4G_RE(3m)	Test Engineer	Carl Jiang
Factor	DRH18-E_07105	Polarity	Horizontal
EUT	Tri-band Wi-Fi 7 Mesh AP	Test Voltage	AC 120V/60Hz
Test Mode	Transmit by 802.11g at 2437MHz		

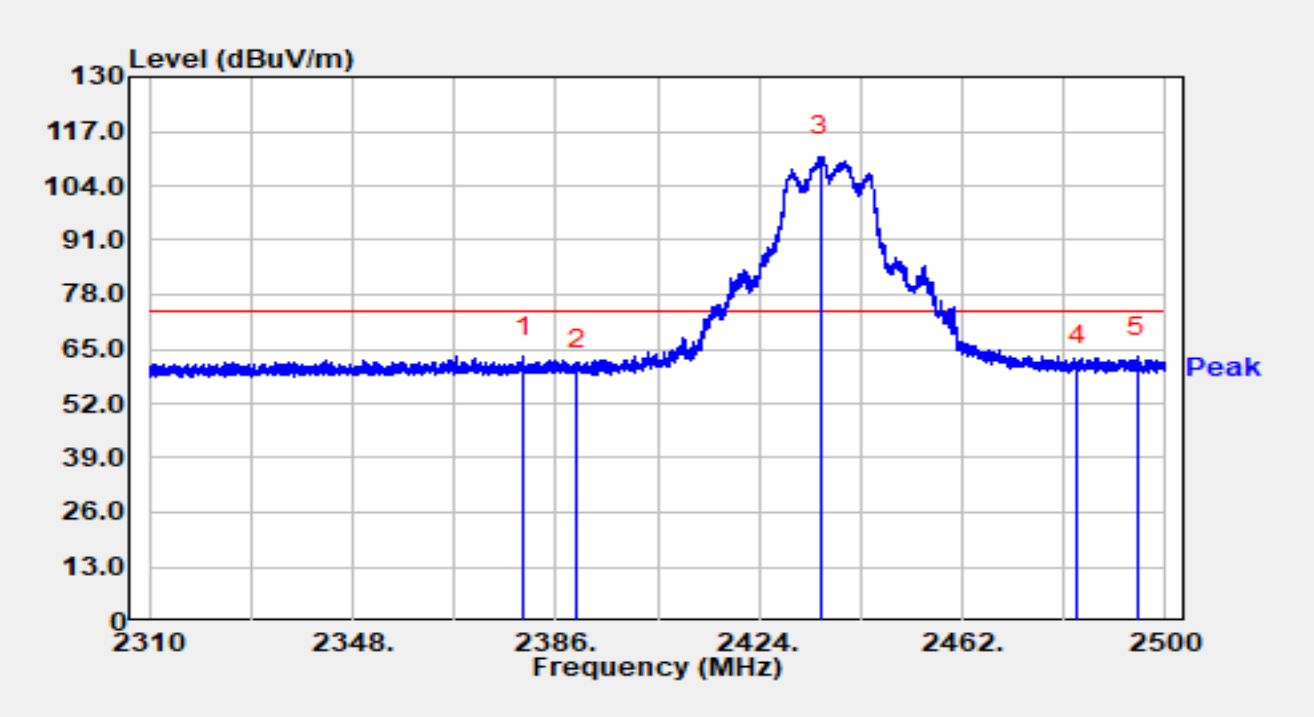

No	Mark	Frequency (MHz)	Reading (dBμV)	C.F (dB/m)	Measurement (dBμV/m)	Margin (dB)	Limit (dBμV/m)	Detector
1	*	2379.996	33.62	29.57	63.19	-10.81	74.00	Peak
2		2390.000	30.32	29.59	59.91	-14.09	74.00	Peak
3		2435.438	81.34	29.67	111.01	N/A	N/A	Peak
4		2483.500	31.08	29.76	60.85	-13.15	74.00	Peak
5		2494.794	33.39	29.79	63.18	-10.82	74.00	Peak

Notes:

1. " * ", means this data is the worst emission level.

2. C.F (dB/m) = Antenna Factor (dB/m) + Cable Loss (dB).

3. Measurement (dBμV/m) = Reading (dBμV) + C.F (dB/m).

Site	WJ-AC2	Test Date	2025-03-05
Temperature	24.7 °C	Humidity	33.1 %
Limit	FCC_2.4G_RE(3m)	Test Engineer	Carl Jiang
Factor	DRH18-E_07105	Polarity	Horizontal
EUT	Tri-band Wi-Fi 7 Mesh AP	Test Voltage	AC 120V/60Hz
Test Mode	Transmit by 802.11g at 2437MHz		

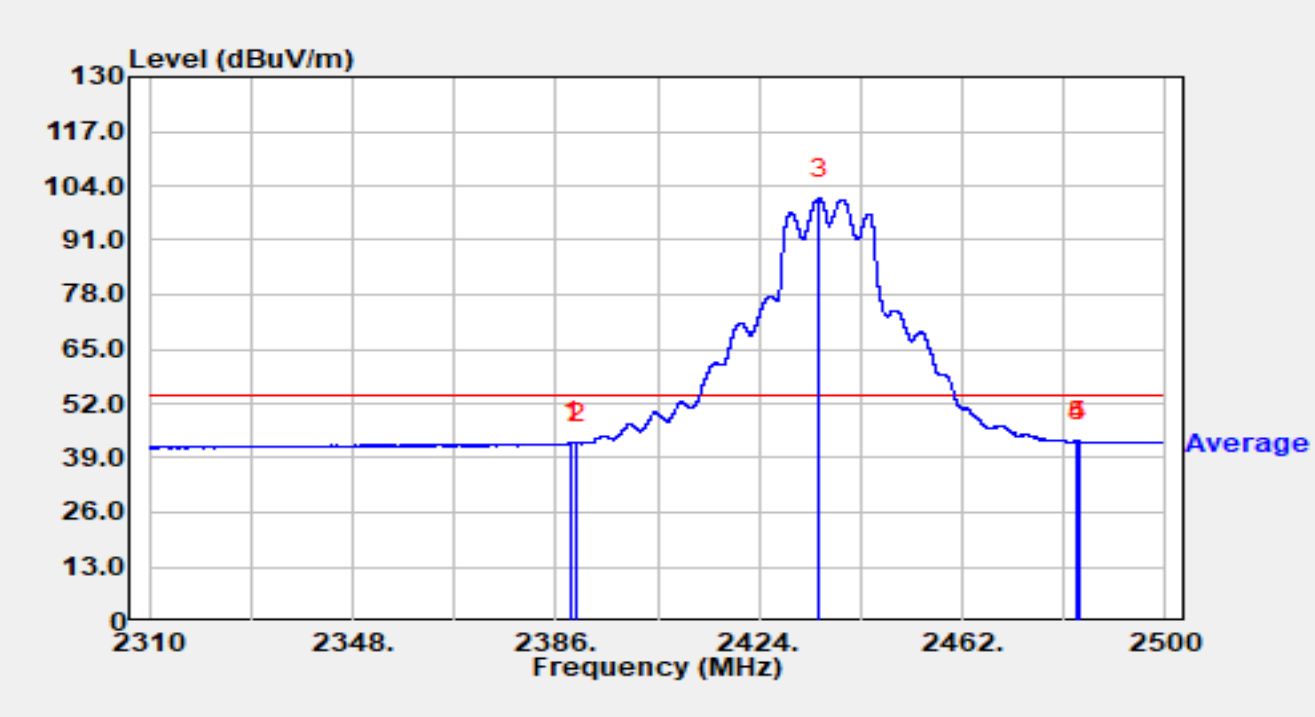

No	Mark	Frequency (MHz)	Reading (dBμV)	C.F (dB/m)	Measurement (dBμV/m)	Margin (dB)	Limit (dBμV/m)	Detector
1		2388.964	13.12	29.59	42.71	-11.29	54.00	Average
2		2390.000	12.93	29.59	42.53	-11.47	54.00	Average
3		2435.248	71.22	29.67	100.89	N/A	N/A	Average
4		2483.500	13.13	29.76	42.89	-11.11	54.00	Average
5	*	2483.793	13.19	29.77	42.95	-11.05	54.00	Average

Notes:

1. " * ", means this data is the worst emission level.
2. C.F (dB/m) = Antenna Factor (dB/m) + Cable Loss (dB).
3. Measurement (dBμV/m) = Reading (dBμV) + C.F (dB/m).

Site	WJ-AC2	Test Date	2025-03-05
Temperature	24.7 °C	Humidity	33.1 %
Limit	FCC_2.4G_RE(3m)	Test Engineer	Carl Jiang
Factor	DRH18-E_07105	Polarity	Vertical
EUT	Tri-band Wi-Fi 7 Mesh AP	Test Voltage	AC 120V/60Hz
Test Mode	Transmit by 802.11g at 2437MHz		

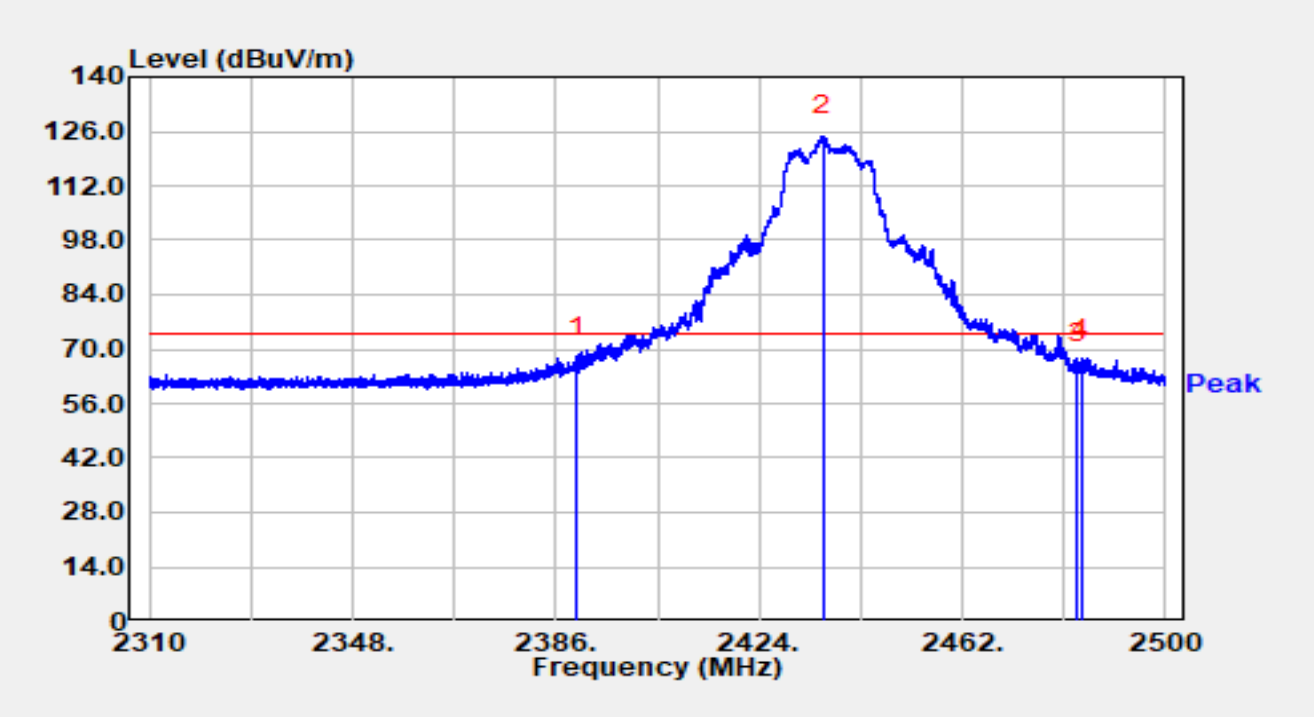

No	Mark	Frequency (MHz)	Reading (dBμV)	C.F (dB/m)	Measurement (dBμV/m)	Margin (dB)	Limit (dBμV/m)	Detector
1	*	2390.000	38.52	29.59	68.11	-5.89	74.00	Peak
2		2436.027	95.09	29.67	124.76	N/A	N/A	Peak
3		2483.500	36.38	29.76	66.14	-7.86	74.00	Peak
4		2484.325	37.81	29.77	67.58	-6.42	74.00	Peak

Notes:

1. " * ", means this data is the worst emission level.

2. C.F (dB/m) = Antenna Factor (dB/m) + Cable Loss (dB).

3. Measurement (dBμV/m) = Reading (dBμV) + C.F (dB/m).

Site	WJ-AC2	Test Date	2025-03-05
Temperature	24.7 °C	Humidity	33.1 %
Limit	FCC_2.4G_RE(3m)	Test Engineer	Carl Jiang
Factor	DRH18-E_07105	Polarity	Vertical
EUT	Tri-band Wi-Fi 7 Mesh AP	Test Voltage	AC 120V/60Hz
Test Mode	Transmit by 802.11g at 2437MHz		

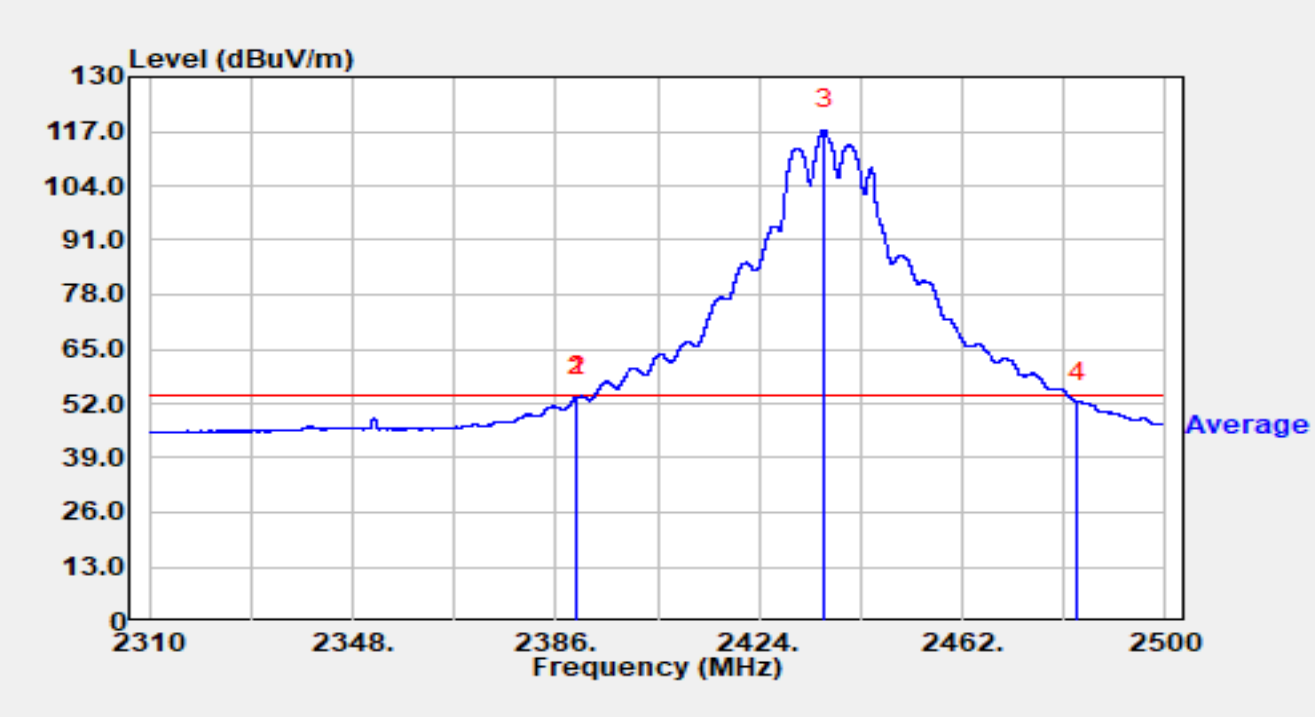

No	Mark	Frequency (MHz)	Reading (dBμV)	C.F (dB/m)	Measurement (dBμV/m)	Margin (dB)	Limit (dBμV/m)	Detector
1	*	2389.971	24.01	29.59	53.61	-0.39	54.00	Average
2		2390.000	24.01	29.59	53.60	-0.40	54.00	Average
3		2436.217	87.76	29.67	117.44	N/A	N/A	Average
4		2483.500	22.70	29.76	52.46	-1.54	54.00	Average

Notes:

1. " * ", means this data is the worst emission level.

2. C.F (dB/m) = Antenna Factor (dB/m) + Cable Loss (dB).

3. Measurement (dBμV/m) = Reading (dBμV) + C.F (dB/m).

Site	WJ-AC2	Test Date	2025-03-05
Temperature	24.7 °C	Humidity	33.1 %
Limit	FCC_2.4G_RE(3m)	Test Engineer	Carl Jiang
Factor	DRH18-E_07105	Polarity	Horizontal
EUT	Tri-band Wi-Fi 7 Mesh AP	Test Voltage	AC 120V/60Hz
Test Mode	Transmit by 802.11g at 2452MHz		

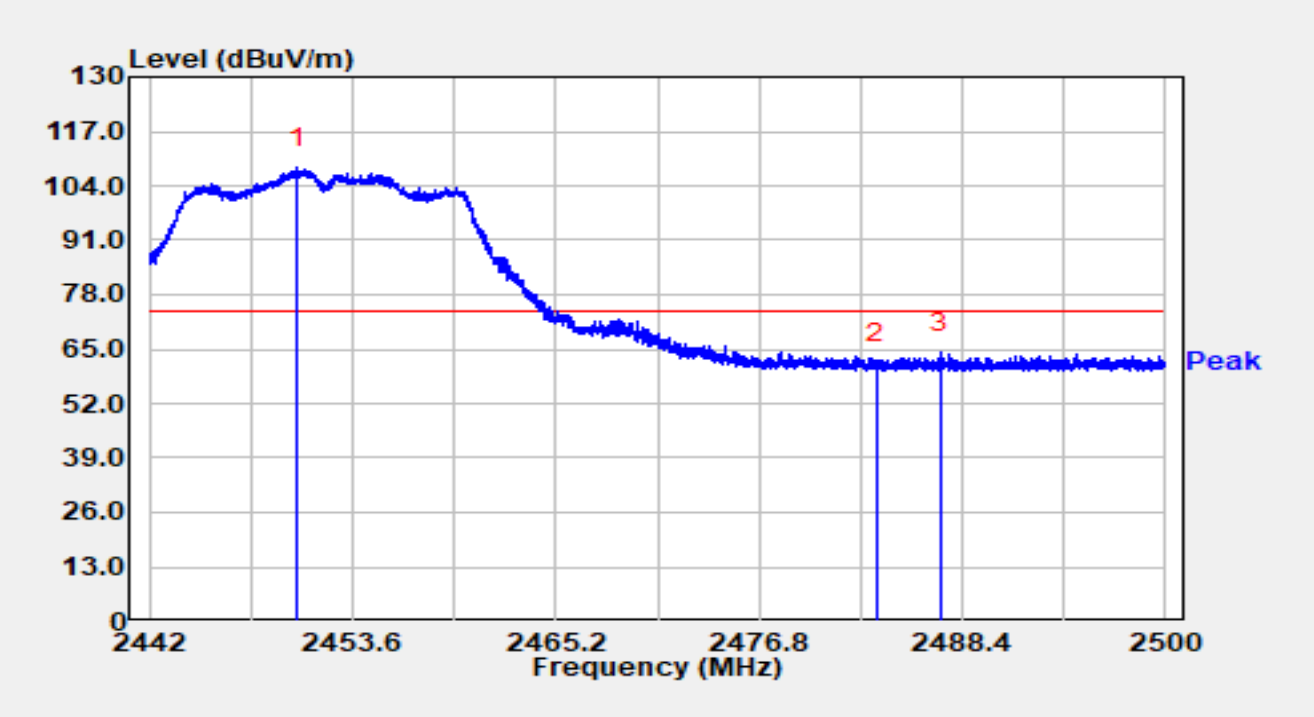

No	Mark	Frequency (MHz)	Reading (dBμV)	C.F (dB/m)	Measurement (dBμV/m)	Margin (dB)	Limit (dBμV/m)	Detector
1		2450.451	78.50	29.69	108.20	N/A	N/A	Peak
2		2483.500	31.70	29.76	61.47	-12.53	74.00	Peak
3	*	2487.170	34.26	29.78	64.03	-9.97	74.00	Peak

Notes:

1. " * ", means this data is the worst emission level.

2. C.F (dB/m) = Antenna Factor (dB/m) + Cable Loss (dB).

3. Measurement (dBμV/m) = Reading (dBμV) + C.F (dB/m).

Site	WJ-AC2	Test Date	2025-03-05
Temperature	24.7 °C	Humidity	33.1 %
Limit	FCC_2.4G_RE(3m)	Test Engineer	Carl Jiang
Factor	DRH18-E_07105	Polarity	Horizontal
EUT	Tri-band Wi-Fi 7 Mesh AP	Test Voltage	AC 120V/60Hz
Test Mode	Transmit by 802.11g at 2452MHz		

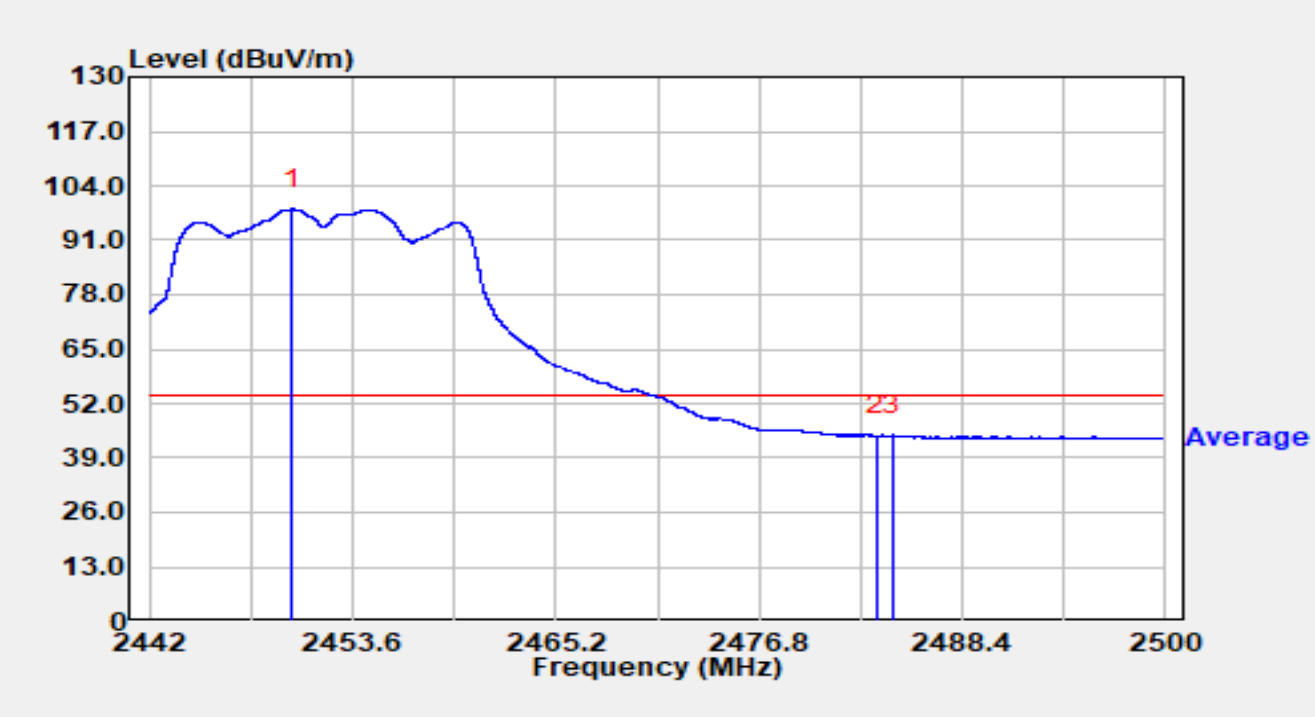

No	Mark	Frequency (MHz)	Reading (dBμV)	C.F (dB/m)	Measurement (dBμV/m)	Margin (dB)	Limit (dBμV/m)	Detector
1		2450.137	68.69	29.69	98.38	N/A	N/A	Average
2		2483.500	14.58	29.76	44.34	-9.66	54.00	Average
3	*	2484.398	14.65	29.77	44.41	-9.59	54.00	Average

Notes:

1. " * ", means this data is the worst emission level.

2. C.F (dB/m) = Antenna Factor (dB/m) + Cable Loss (dB).

3. Measurement (dBμV/m) = Reading (dBμV) + C.F (dB/m).

Site	WJ-AC2	Test Date	2025-03-05
Temperature	24.7 °C	Humidity	33.1 %
Limit	FCC_2.4G_RE(3m)	Test Engineer	Carl Jiang
Factor	DRH18-E_07105	Polarity	Vertical
EUT	Tri-band Wi-Fi 7 Mesh AP	Test Voltage	AC 120V/60Hz
Test Mode	Transmit by 802.11g at 2452MHz		

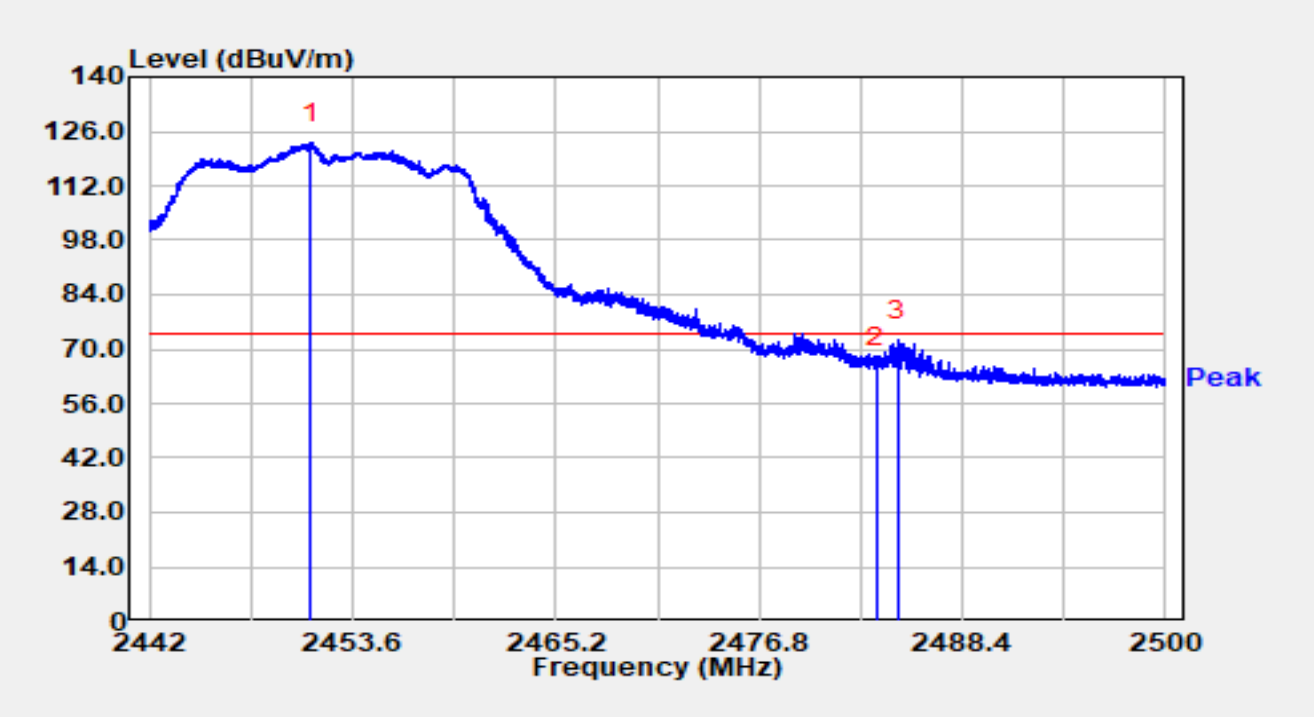

No	Mark	Frequency (MHz)	Reading (dBμV)	C.F (dB/m)	Measurement (dBμV/m)	Margin (dB)	Limit (dBμV/m)	Detector
1		2451.245	93.27	29.70	122.97	N/A	N/A	Peak
2		2483.500	35.46	29.76	65.23	-8.77	74.00	Peak
3	*	2484.734	42.53	29.77	72.30	-1.70	74.00	Peak

Notes:

1. " * ", means this data is the worst emission level.

2. C.F (dB/m) = Antenna Factor (dB/m) + Cable Loss (dB).

3. Measurement (dBμV/m) = Reading (dBμV) + C.F (dB/m).

Site	WJ-AC2	Test Date	2025-03-05
Temperature	24.7 °C	Humidity	33.1 %
Limit	FCC_2.4G_RE(3m)	Test Engineer	Carl Jiang
Factor	DRH18-E_07105	Polarity	Vertical
EUT	Tri-band Wi-Fi 7 Mesh AP	Test Voltage	AC 120V/60Hz
Test Mode	Transmit by 802.11g at 2452MHz		

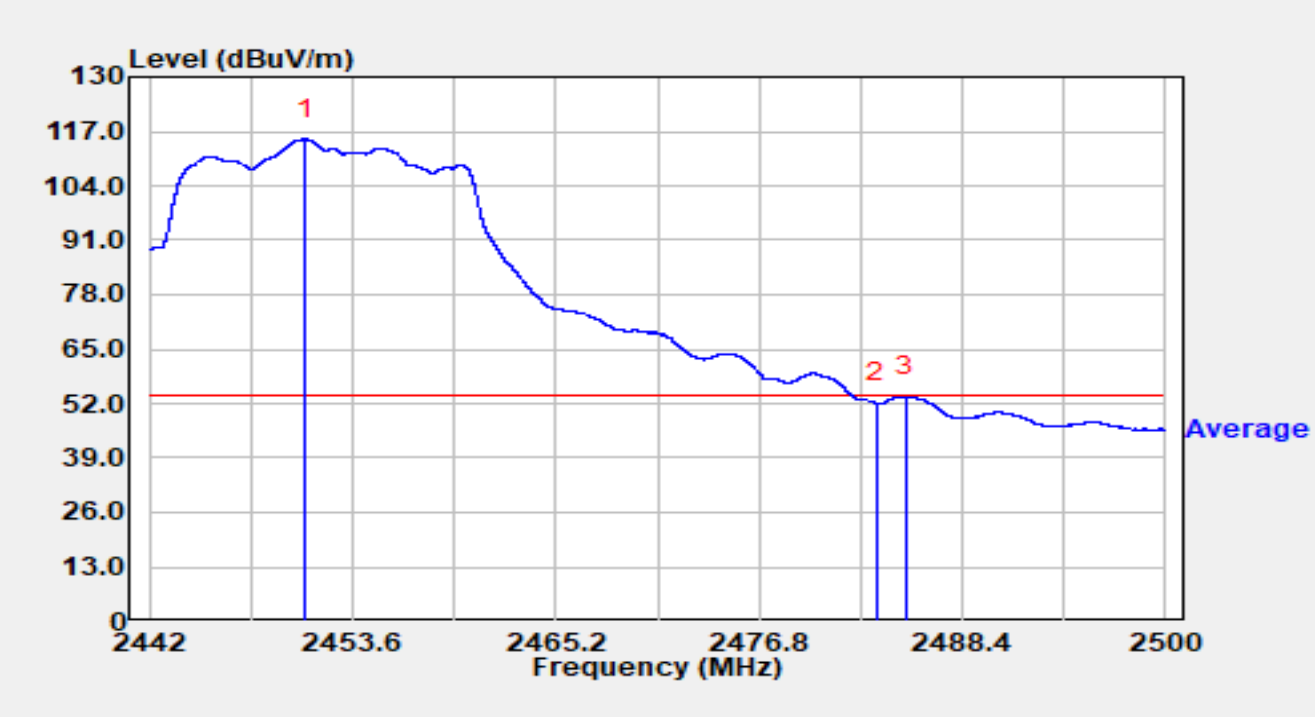

No	Mark	Frequency (MHz)	Reading (dBμV)	C.F (dB/m)	Measurement (dBμV/m)	Margin (dB)	Limit (dBμV/m)	Detector
1		2450.915	85.43	29.70	115.12	N/A	N/A	Average
2		2483.500	22.36	29.76	52.12	-1.88	54.00	Average
3	*	2485.169	23.91	29.77	53.68	-0.32	54.00	Average

Notes:

1. " * ", means this data is the worst emission level.
2. C.F (dB/m) = Antenna Factor (dB/m) + Cable Loss (dB).
3. Measurement (dBμV/m) = Reading (dBμV) + C.F (dB/m).

Site	WJ-AC2	Test Date	2025-03-05
Temperature	24.7 °C	Humidity	33.1 %
Limit	FCC_2.4G_RE(3m)	Test Engineer	Carl Jiang
Factor	DRH18-E_07105	Polarity	Horizontal
EUT	Tri-band Wi-Fi 7 Mesh AP	Test Voltage	AC 120V/60Hz
Test Mode	Transmit by 802.11g at 2457MHz		

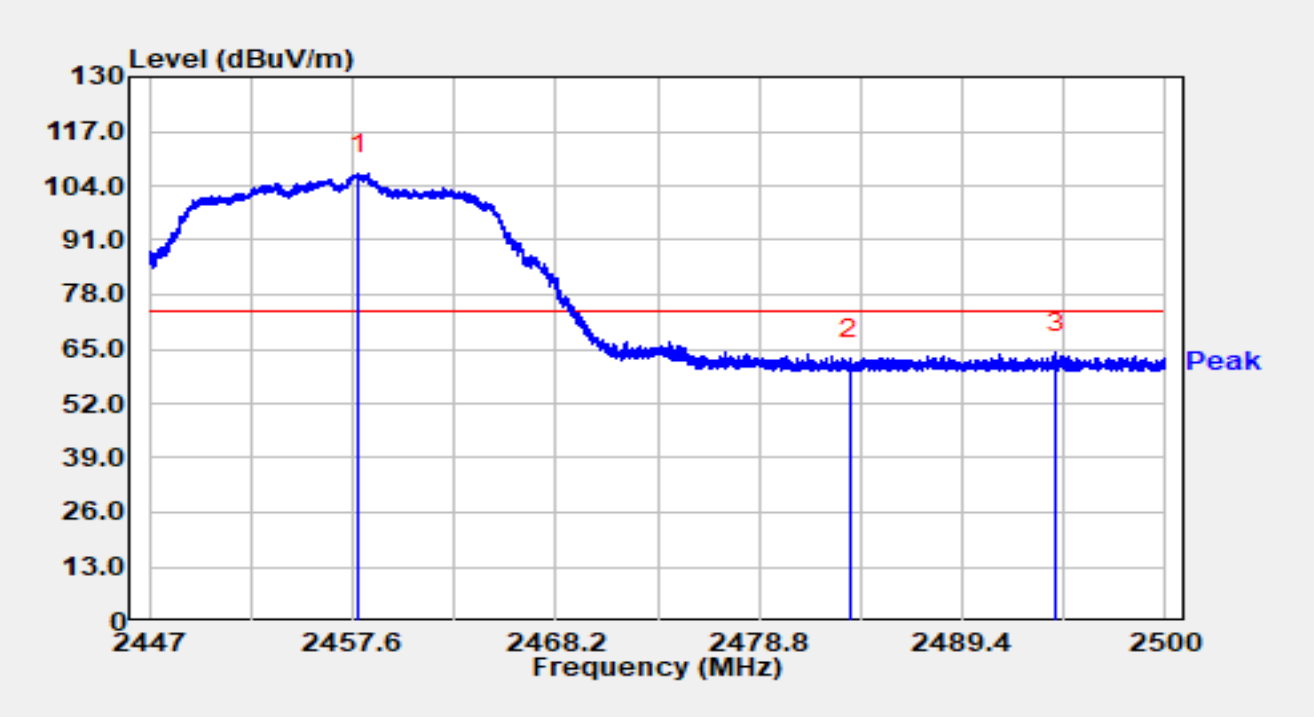

No	Mark	Frequency (MHz)	Reading (dBμV)	C.F (dB/m)	Measurement (dBμV/m)	Margin (dB)	Limit (dBμV/m)	Detector
1		2457.929	77.17	29.71	106.88	N/A	N/A	Peak
2		2483.500	32.55	29.76	62.32	-11.68	74.00	Peak
3	*	2494.302	34.30	29.79	64.09	-9.91	74.00	Peak

Notes:

1. " * ", means this data is the worst emission level.

2. C.F (dB/m) = Antenna Factor (dB/m) + Cable Loss (dB).

3. Measurement (dBμV/m) = Reading (dBμV) + C.F (dB/m).

Site	WJ-AC2	Test Date	2025-03-05
Temperature	24.7 °C	Humidity	33.1 %
Limit	FCC_2.4G_RE(3m)	Test Engineer	Carl Jiang
Factor	DRH18-E_07105	Polarity	Horizontal
EUT	Tri-band Wi-Fi 7 Mesh AP	Test Voltage	AC 120V/60Hz
Test Mode	Transmit by 802.11g at 2457MHz		

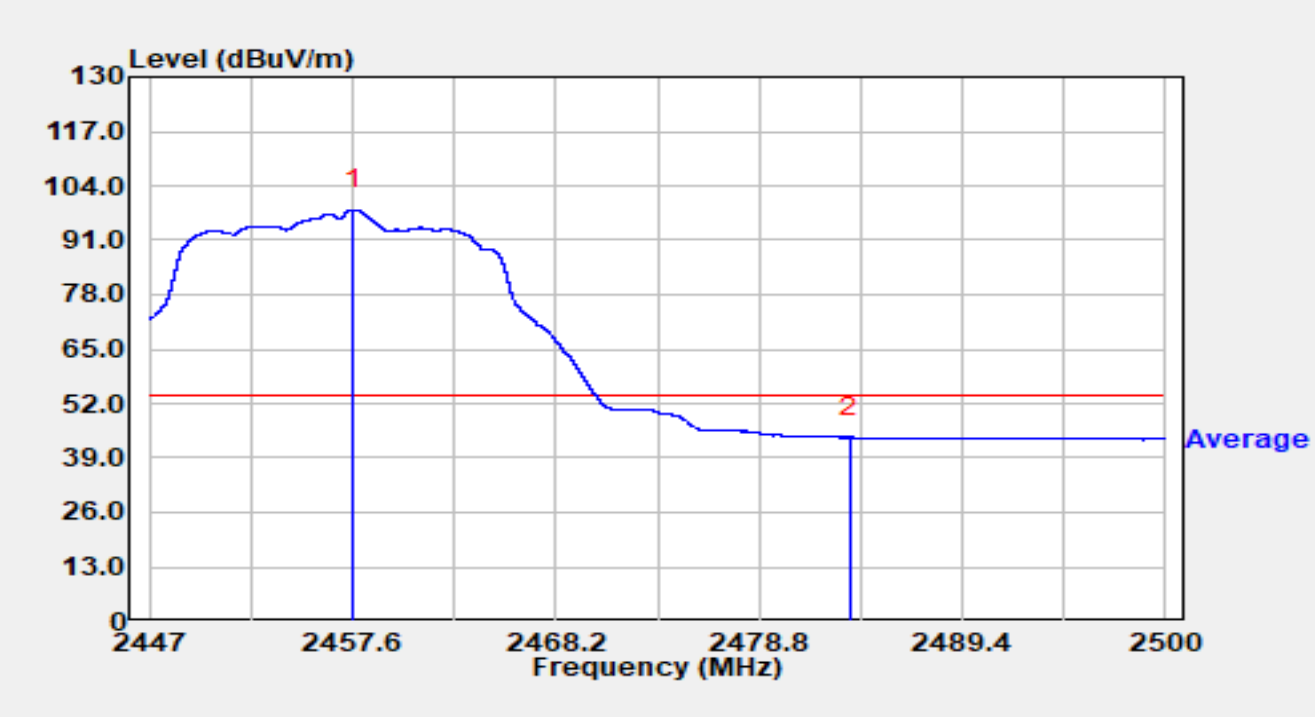

No	Mark	Frequency (MHz)	Reading (dBμV)	C.F (dB/m)	Measurement (dBμV/m)	Margin (dB)	Limit (dBμV/m)	Detector
1		2457.669	68.57	29.70	98.27	N/A	N/A	Average
2	*	2483.500	14.11	29.76	43.88	-10.12	54.00	Average

Notes:

1. " * ", means this data is the worst emission level.
2. C.F (dB/m) = Antenna Factor (dB/m) + Cable Loss (dB).
3. Measurement (dBμV/m) = Reading (dBμV) + C.F (dB/m).

Site	WJ-AC2	Test Date	2025-03-05
Temperature	24.7 °C	Humidity	33.1 %
Limit	FCC_2.4G_RE(3m)	Test Engineer	Carl Jiang
Factor	DRH18-E_07105	Polarity	Vertical
EUT	Tri-band Wi-Fi 7 Mesh AP	Test Voltage	AC 120V/60Hz
Test Mode	Transmit by 802.11g at 2457MHz		

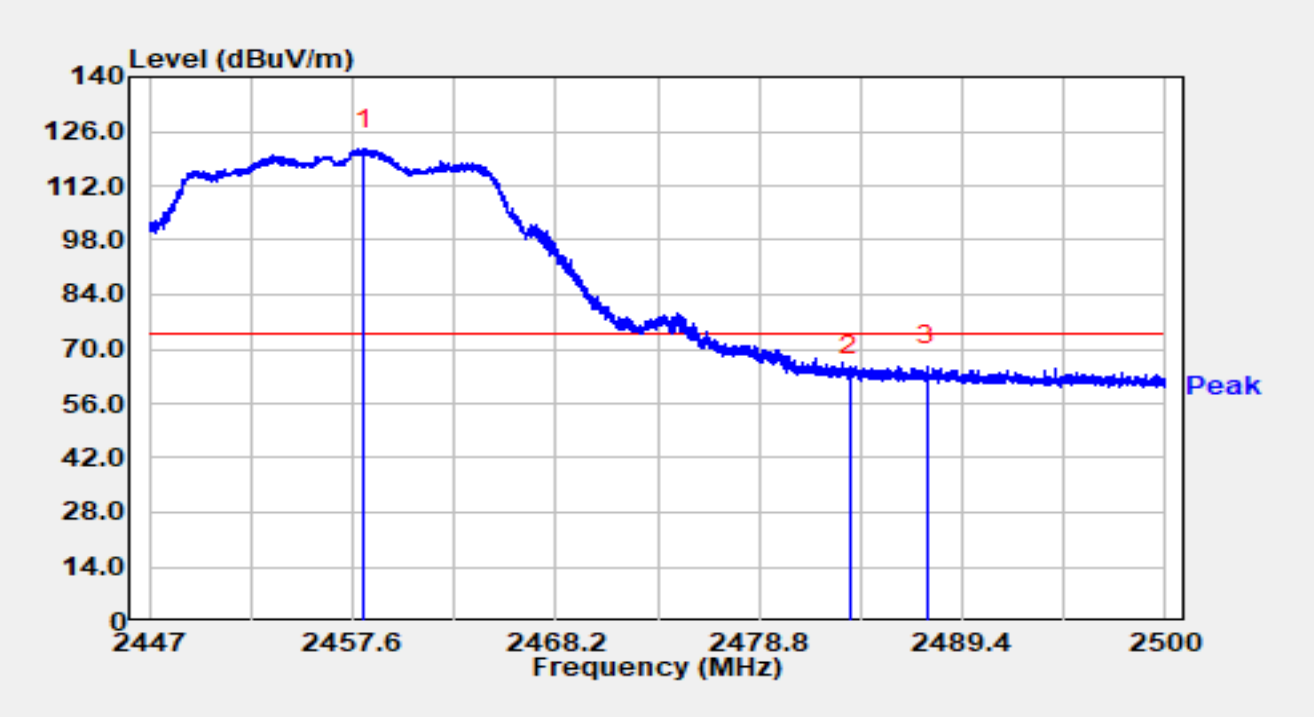

No	Mark	Frequency (MHz)	Reading (dBμV)	C.F (dB/m)	Measurement (dBμV/m)	Margin (dB)	Limit (dBμV/m)	Detector
1		2458.188	91.77	29.71	121.48	N/A	N/A	Peak
2		2483.500	33.20	29.76	62.97	-11.03	74.00	Peak
3	*	2487.582	35.97	29.78	65.75	-8.25	74.00	Peak

Notes:

1. " * ", means this data is the worst emission level.

2. C.F (dB/m) = Antenna Factor (dB/m) + Cable Loss (dB).

3. Measurement (dBμV/m) = Reading (dBμV) + C.F (dB/m).

Site	WJ-AC2	Test Date	2025-03-05
Temperature	24.7 °C	Humidity	33.1 %
Limit	FCC_2.4G_RE(3m)	Test Engineer	Carl Jiang
Factor	DRH18-E_07105	Polarity	Vertical
EUT	Tri-band Wi-Fi 7 Mesh AP	Test Voltage	AC 120V/60Hz
Test Mode	Transmit by 802.11g at 2457MHz		

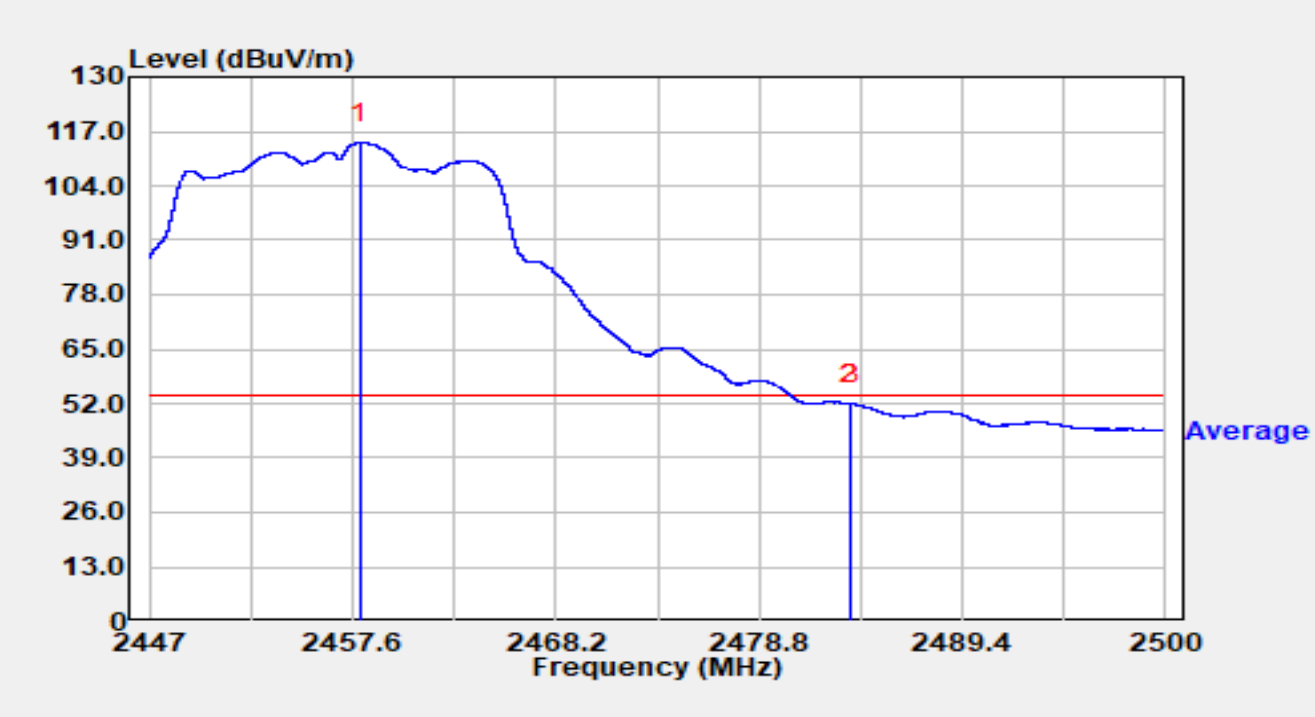

No	Mark	Frequency (MHz)	Reading (dBμV)	C.F (dB/m)	Measurement (dBμV/m)	Margin (dB)	Limit (dBμV/m)	Detector
1		2457.982	84.55	29.71	114.26	N/A	N/A	Average
2		2483.500	22.10	29.76	51.87	-2.13	54.00	Average
3	*	2483.607	22.17	29.76	51.93	-2.07	54.00	Average

Notes:

1. " * ", means this data is the worst emission level.

2. C.F (dB/m) = Antenna Factor (dB/m) + Cable Loss (dB).

3. Measurement (dBμV/m) = Reading (dBμV) + C.F (dB/m).

Site	WJ-AC2	Test Date	2025-02-17
Temperature	20.3 °C	Humidity	33.1 %
Limit	FCC_2.4G_RE(3m)	Test Engineer	Bob Zhang
Factor	DRH18-E_07105	Polarity	Horizontal
EUT	Tri-band Wi-Fi 7 Mesh AP	Test Voltage	AC 120V/60Hz
Test Mode	Transmit by 802.11g at 2462MHz		

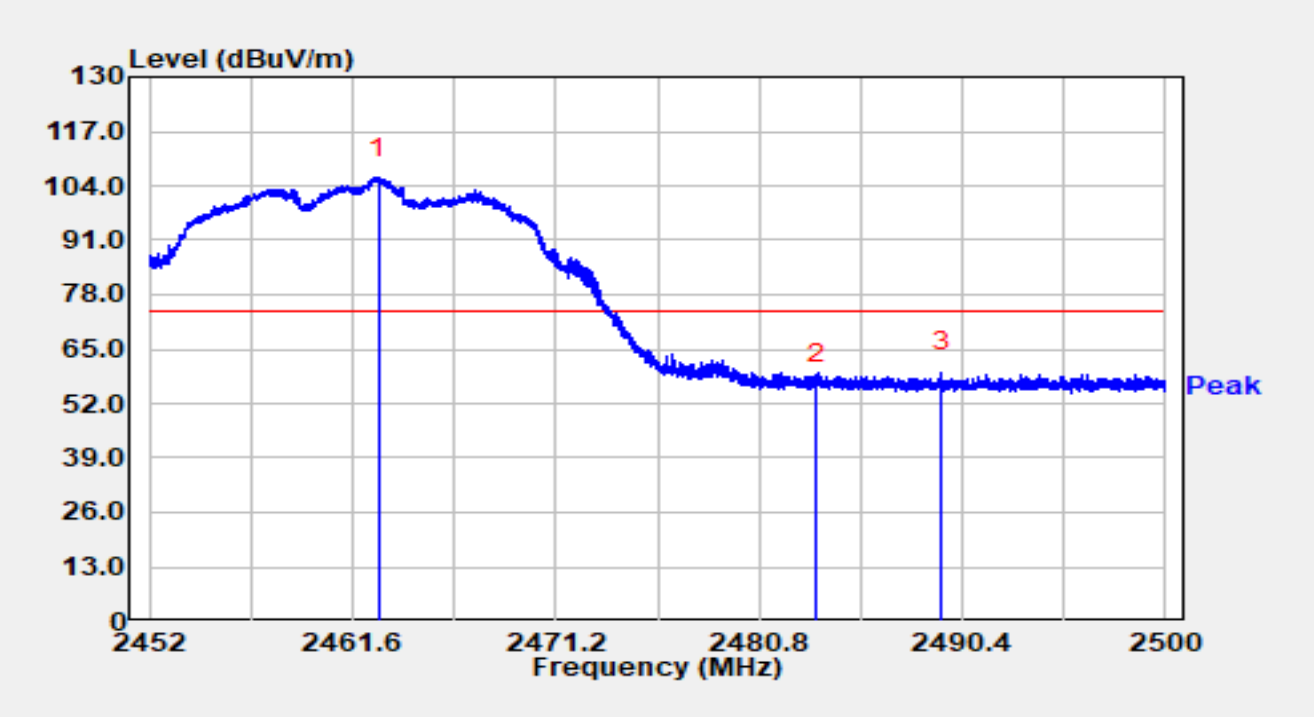

No	Mark	Frequency (MHz)	Reading (dBμV)	C.F (dB/m)	Measurement (dBμV/m)	Margin (dB)	Limit (dBμV/m)	Detector
1		2462.853	76.23	29.71	105.95	N/A	N/A	Peak
2		2483.500	27.01	29.76	56.77	-17.23	74.00	Peak
3	*	2489.406	29.60	29.78	59.39	-14.61	74.00	Peak

Notes:

1. " * ", means this data is the worst emission level.

2. C.F (dB/m) = Antenna Factor (dB/m) + Cable Loss (dB).

3. Measurement (dBμV/m) = Reading (dBμV) + C.F (dB/m).

Site	WJ-AC2	Test Date	2025-02-17
Temperature	20.3 °C	Humidity	33.1 %
Limit	FCC_2.4G_RE(3m)	Test Engineer	Bob Zhang
Factor	DRH18-E_07105	Polarity	Horizontal
EUT	Tri-band Wi-Fi 7 Mesh AP	Test Voltage	AC 120V/60Hz
Test Mode	Transmit by 802.11g at 2462MHz		

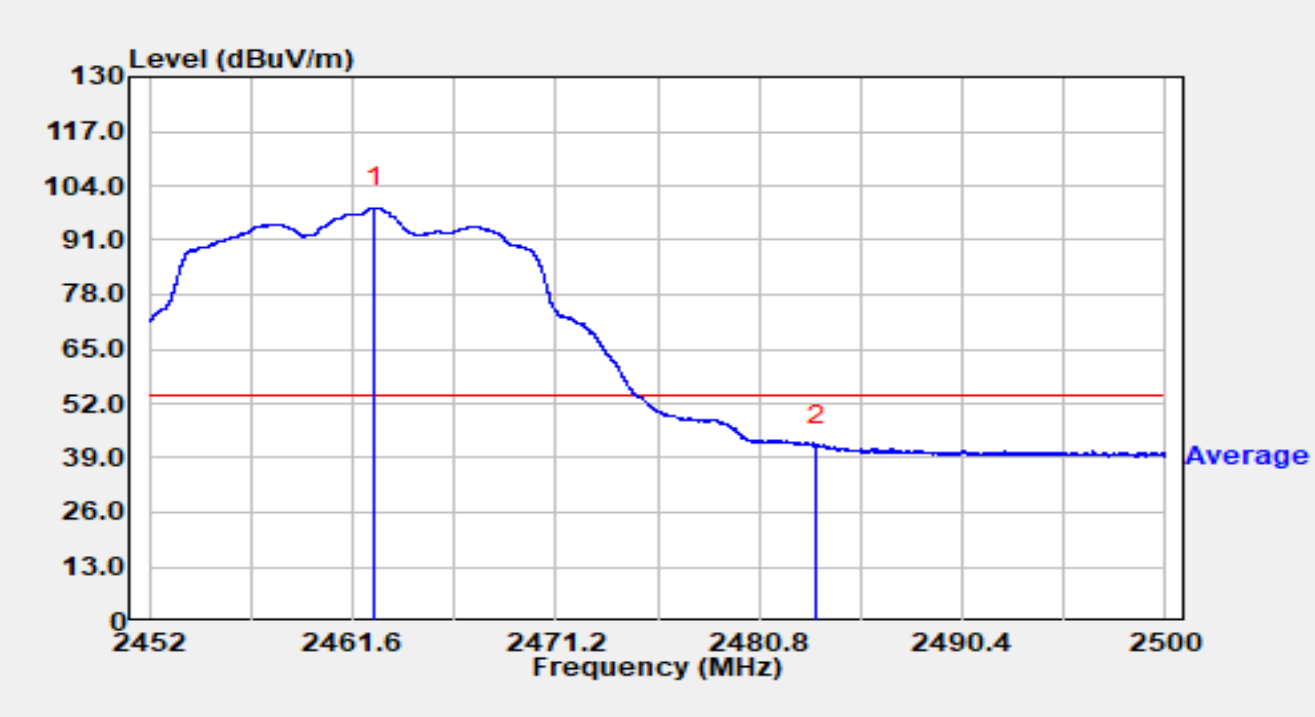

No	Mark	Frequency (MHz)	Reading (dBμV)	C.F (dB/m)	Measurement (dBμV/m)	Margin (dB)	Limit (dBμV/m)	Detector
1		2462.627	69.10	29.71	98.81	N/A	N/A	Average
2	*	2483.500	12.20	29.76	41.96	-12.04	54.00	Average

Notes:

1. " * ", means this data is the worst emission level.
2. C.F (dB/m) = Antenna Factor (dB/m) + Cable Loss (dB).
3. Measurement (dBμV/m) = Reading (dBμV) + C.F (dB/m).

Site	WJ-AC2	Test Date	2025-02-17
Temperature	20.3 °C	Humidity	33.1 %
Limit	FCC_2.4G_RE(3m)	Test Engineer	Bob Zhang
Factor	DRH18-E_07105	Polarity	Vertical
EUT	Tri-band Wi-Fi 7 Mesh AP	Test Voltage	AC 120V/60Hz
Test Mode	Transmit by 802.11g at 2462MHz		

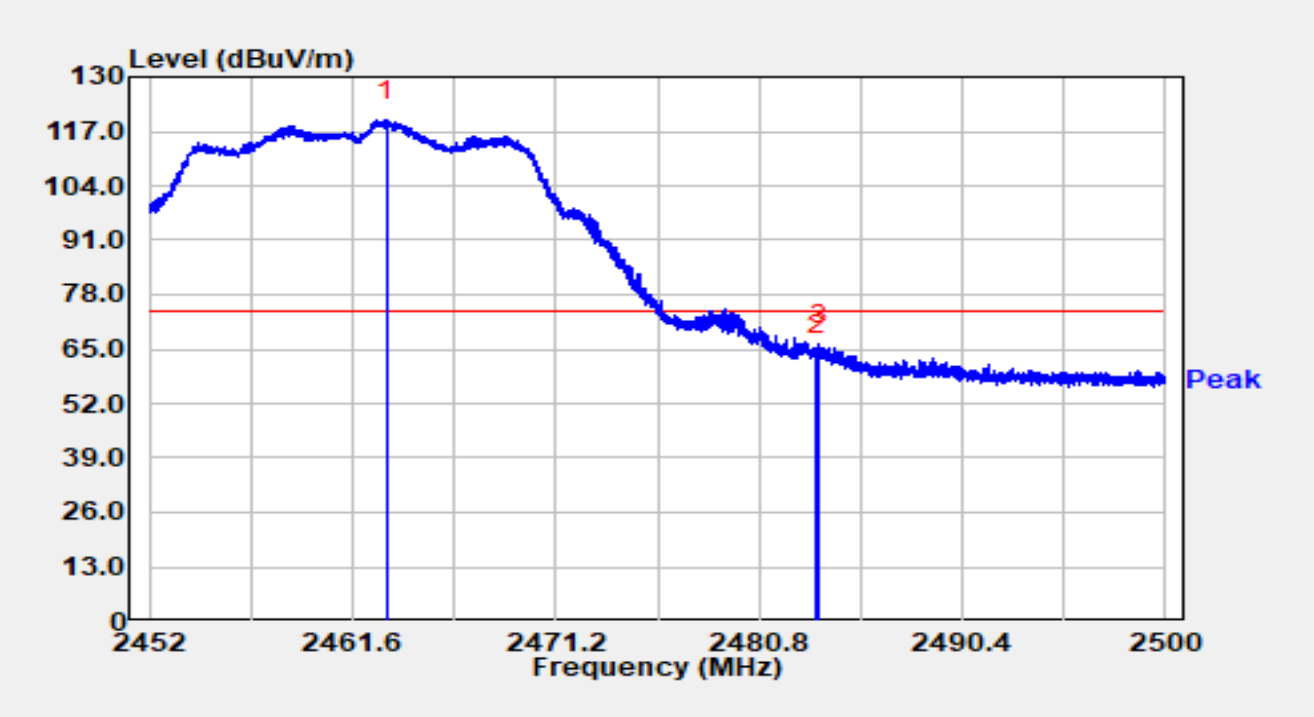

No	Mark	Frequency (MHz)	Reading (dBμV)	C.F (dB/m)	Measurement (dBμV/m)	Margin (dB)	Limit (dBμV/m)	Detector
1		2463.179	89.92	29.71	119.63	N/A	N/A	Peak
2		2483.500	33.73	29.76	63.50	-10.50	74.00	Peak
3	*	2483.613	36.22	29.76	65.98	-8.02	74.00	Peak

Notes:

1. " * ", means this data is the worst emission level.

2. C.F (dB/m) = Antenna Factor (dB/m) + Cable Loss (dB).

3. Measurement (dBμV/m) = Reading (dBμV) + C.F (dB/m).

Site	WJ-AC2	Test Date	2025-02-17
Temperature	20.3 °C	Humidity	33.1 %
Limit	FCC_2.4G_RE(3m)	Test Engineer	Bob Zhang
Factor	DRH18-E_07105	Polarity	Vertical
EUT	Tri-band Wi-Fi 7 Mesh AP	Test Voltage	AC 120V/60Hz
Test Mode	Transmit by 802.11g at 2462MHz		

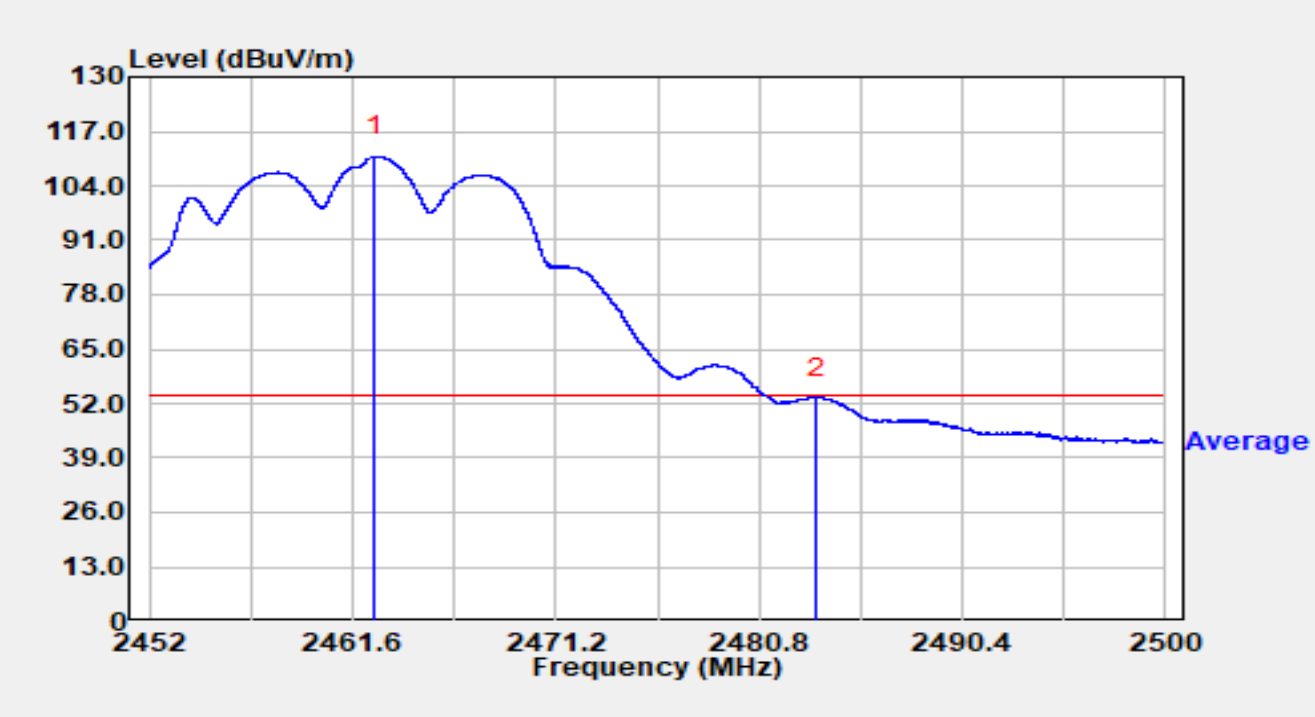

No	Mark	Frequency (MHz)	Reading (dBμV)	C.F (dB/m)	Measurement (dBμV/m)	Margin (dB)	Limit (dBμV/m)	Detector
1		2462.651	81.33	29.71	111.05	N/A	N/A	Average
2	*	2483.500	23.68	29.76	53.45	-0.55	54.00	Average

Notes:

1. " * ", means this data is the worst emission level.

2. C.F (dB/m) = Antenna Factor (dB/m) + Cable Loss (dB).

3. Measurement (dBμV/m) = Reading (dBμV) + C.F (dB/m).

Site	WJ-AC2	Test Date	2025-02-17
Temperature	20.3 °C	Humidity	33.1 %
Limit	FCC_2.4G_RE(3m)	Test Engineer	Bob Zhang
Factor	DRH18-E_07105	Polarity	Horizontal
EUT	Tri-band Wi-Fi 7 Mesh AP	Test Voltage	AC 120V/60Hz
Test Mode	Transmit by 802.11n-HT20 at 2412MHz		

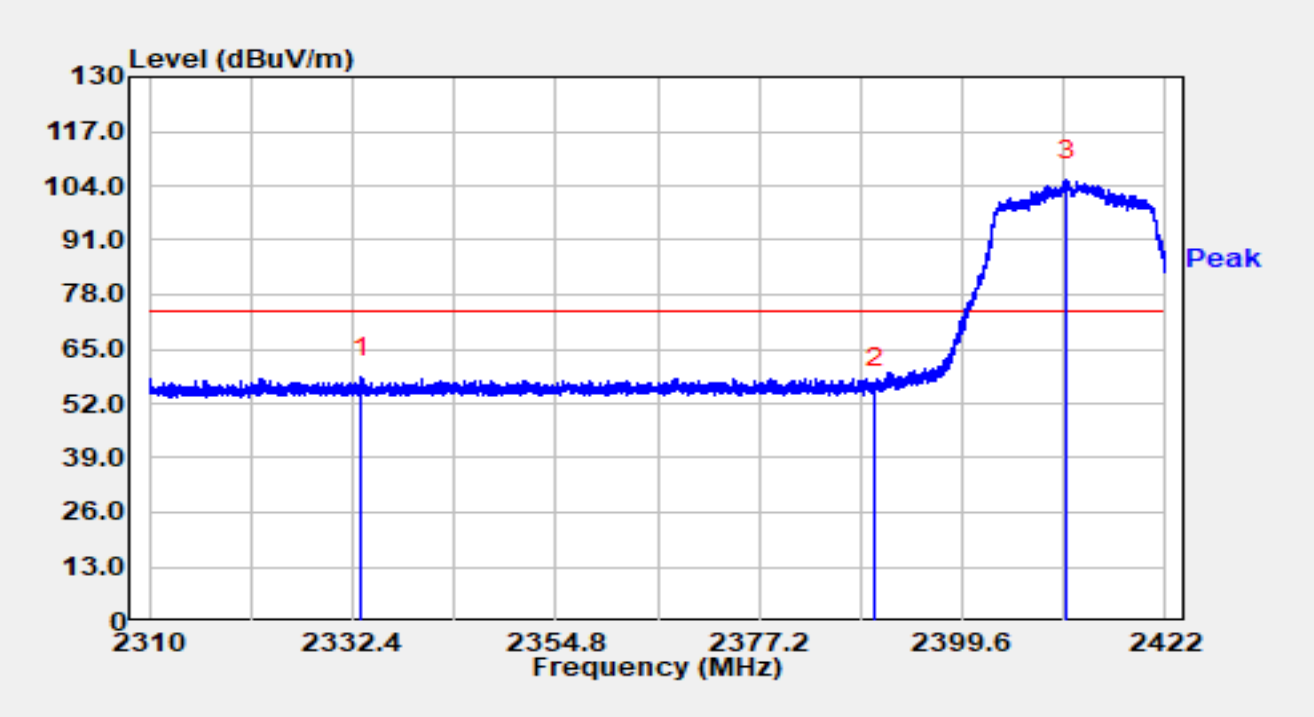

No	Mark	Frequency (MHz)	Reading (dBμV)	C.F (dB/m)	Measurement (dBμV/m)	Margin (dB)	Limit (dBμV/m)	Detector
1	*	2333.430	28.68	29.46	58.14	-15.86	74.00	Peak
2		2390.000	26.18	29.59	55.78	-18.22	74.00	Peak
3		2411.147	75.72	29.63	105.35	N/A	N/A	Peak

Notes:

1. " * ", means this data is the worst emission level.

2. C.F (dB/m) = Antenna Factor (dB/m) + Cable Loss (dB).

3. Measurement (dBμV/m) = Reading (dBμV) + C.F (dB/m).

Site	WJ-AC2	Test Date	2025-02-17
Temperature	20.3 °C	Humidity	33.1 %
Limit	FCC_2.4G_RE(3m)	Test Engineer	Bob Zhang
Factor	DRH18-E_07105	Polarity	Horizontal
EUT	Tri-band Wi-Fi 7 Mesh AP	Test Voltage	AC 120V/60Hz
Test Mode	Transmit by 802.11n-HT20 at 2412MHz		

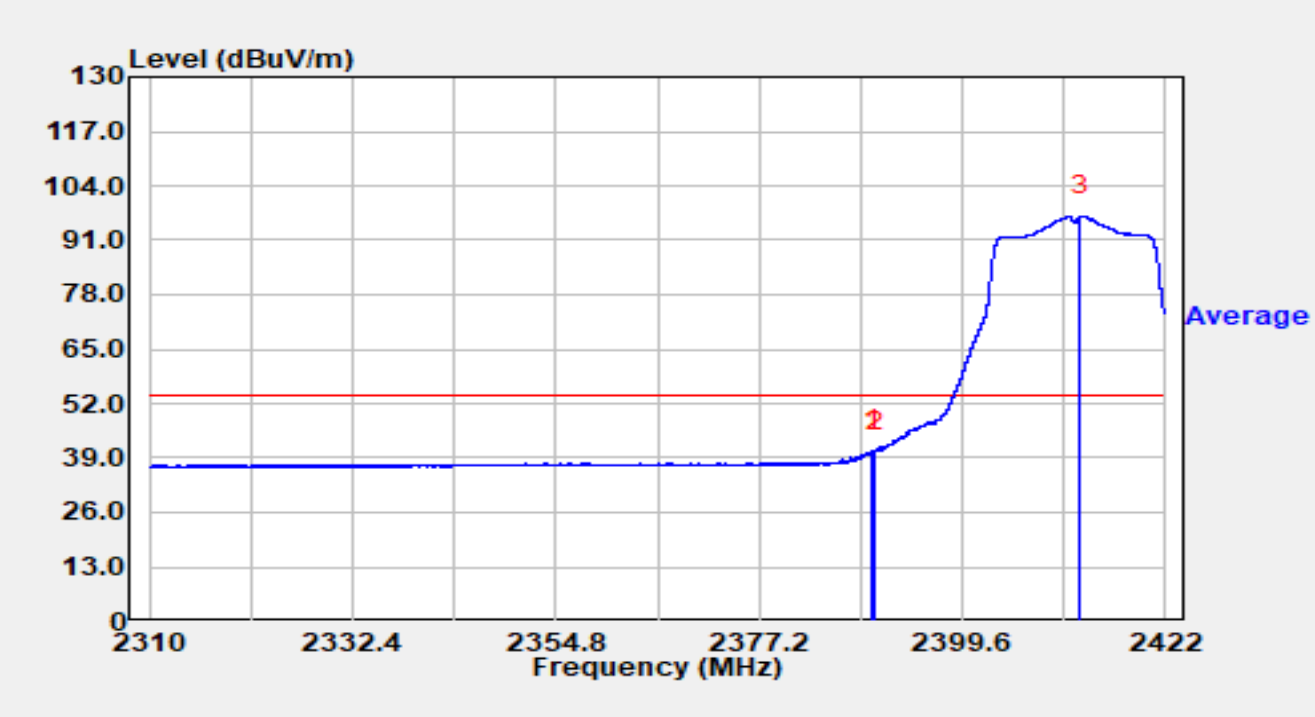

No	Mark	Frequency (MHz)	Reading (dBμV)	C.F (dB/m)	Measurement (dBμV/m)	Margin (dB)	Limit (dBμV/m)	Detector
1	*	2389.632	11.26	29.59	40.85	-13.15	54.00	Average
2		2390.000	11.06	29.59	40.65	-13.35	54.00	Average
3		2412.648	67.13	29.63	96.77	N/A	N/A	Average

Notes:

1. " * ", means this data is the worst emission level.
2. C.F (dB/m) = Antenna Factor (dB/m) + Cable Loss (dB).
3. Measurement (dBμV/m) = Reading (dBμV) + C.F (dB/m).

Site	WJ-AC2	Test Date	2025-02-17
Temperature	20.3 °C	Humidity	33.1 %
Limit	FCC_2.4G_RE(3m)	Test Engineer	Bob Zhang
Factor	DRH18-E_07105	Polarity	Vertical
EUT	Tri-band Wi-Fi 7 Mesh AP	Test Voltage	AC 120V/60Hz
Test Mode	Transmit by 802.11n-HT20 at 2412MHz		

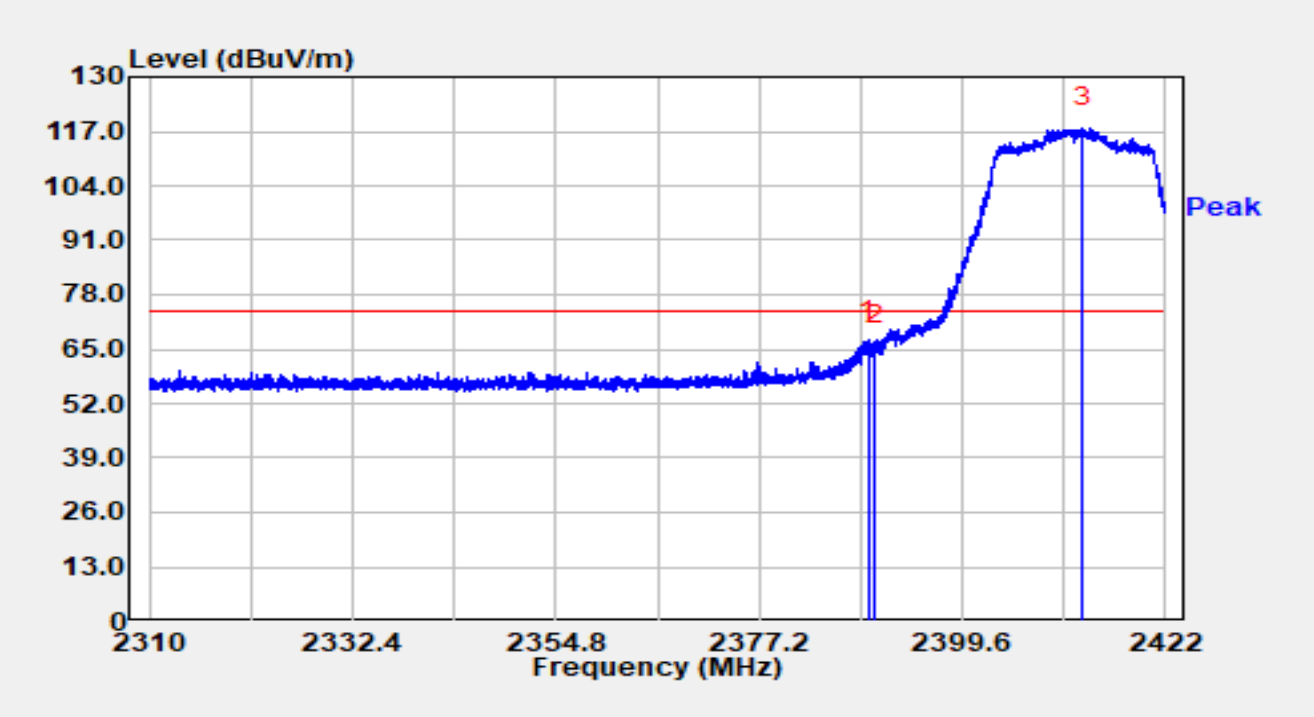

No	Mark	Frequency (MHz)	Reading (dBμV)	C.F (dB/m)	Measurement (dBμV/m)	Margin (dB)	Limit (dBμV/m)	Detector
1	*	2389.184	37.58	29.59	67.17	-6.83	74.00	Peak
2		2390.000	36.34	29.59	65.93	-8.07	74.00	Peak
3		2412.805	88.10	29.63	117.74	N/A	N/A	Peak

Notes:

1. " * ", means this data is the worst emission level.

2. C.F (dB/m) = Antenna Factor (dB/m) + Cable Loss (dB).

3. Measurement (dBμV/m) = Reading (dBμV) + C.F (dB/m).

Site	WJ-AC2	Test Date	2025-02-17
Temperature	20.3 °C	Humidity	33.1 %
Limit	FCC_2.4G_RE(3m)	Test Engineer	Bob Zhang
Factor	DRH18-E_07105	Polarity	Vertical
EUT	Tri-band Wi-Fi 7 Mesh AP	Test Voltage	AC 120V/60Hz
Test Mode	Transmit by 802.11n-HT20 at 2412MHz		

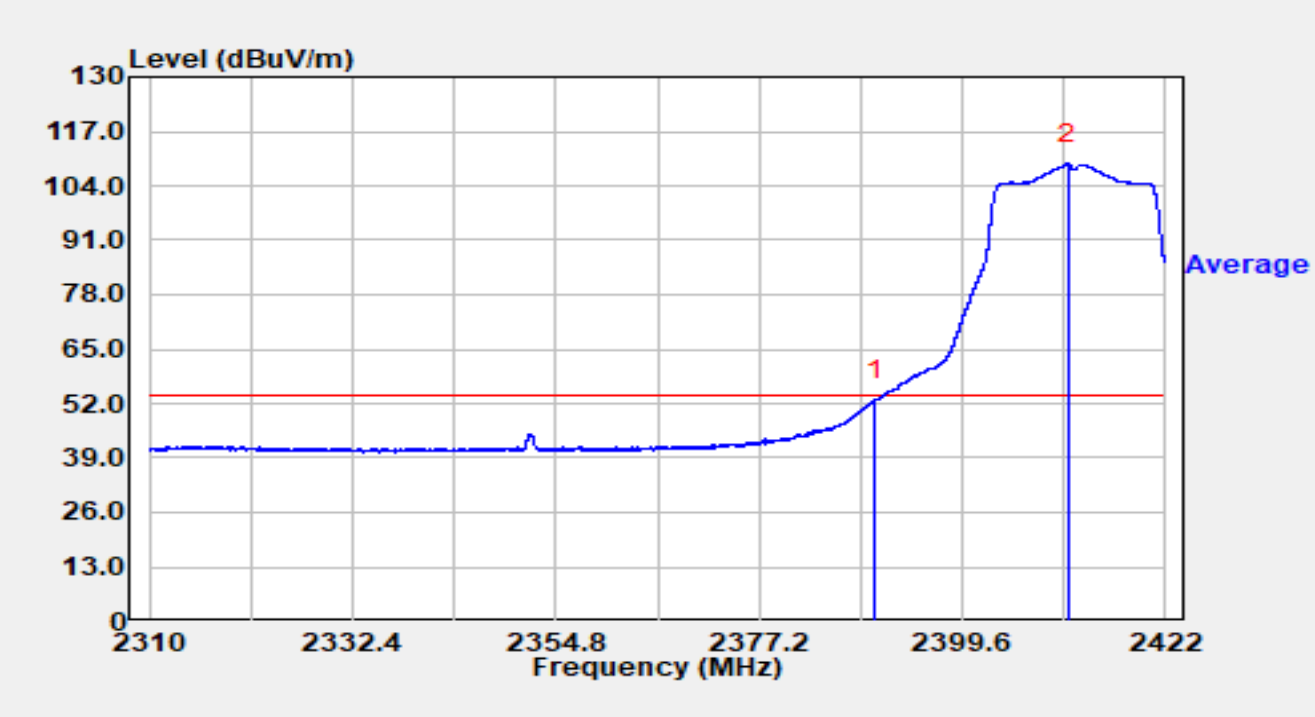

No	Mark	Frequency (MHz)	Reading (dBμV)	C.F (dB/m)	Measurement (dBμV/m)	Margin (dB)	Limit (dBμV/m)	Detector
1	*	2390.000	23.06	29.59	52.65	-1.35	54.00	Average
2		2411.226	79.58	29.63	109.21	N/A	N/A	Average

Notes:

1. " * ", means this data is the worst emission level.

2. C.F (dB/m) = Antenna Factor (dB/m) + Cable Loss (dB).

3. Measurement (dBμV/m) = Reading (dBμV) + C.F (dB/m).

Site	WJ-AC2	Test Date	2025-03-05
Temperature	24.7 °C	Humidity	33.1 %
Limit	FCC_2.4G_RE(3m)	Test Engineer	Carl Jiang
Factor	DRH18-E_07105	Polarity	Horizontal
EUT	Tri-band Wi-Fi 7 Mesh AP	Test Voltage	AC 120V/60Hz
Test Mode	Transmit by 802.11n-HT20 at 2417MHz		

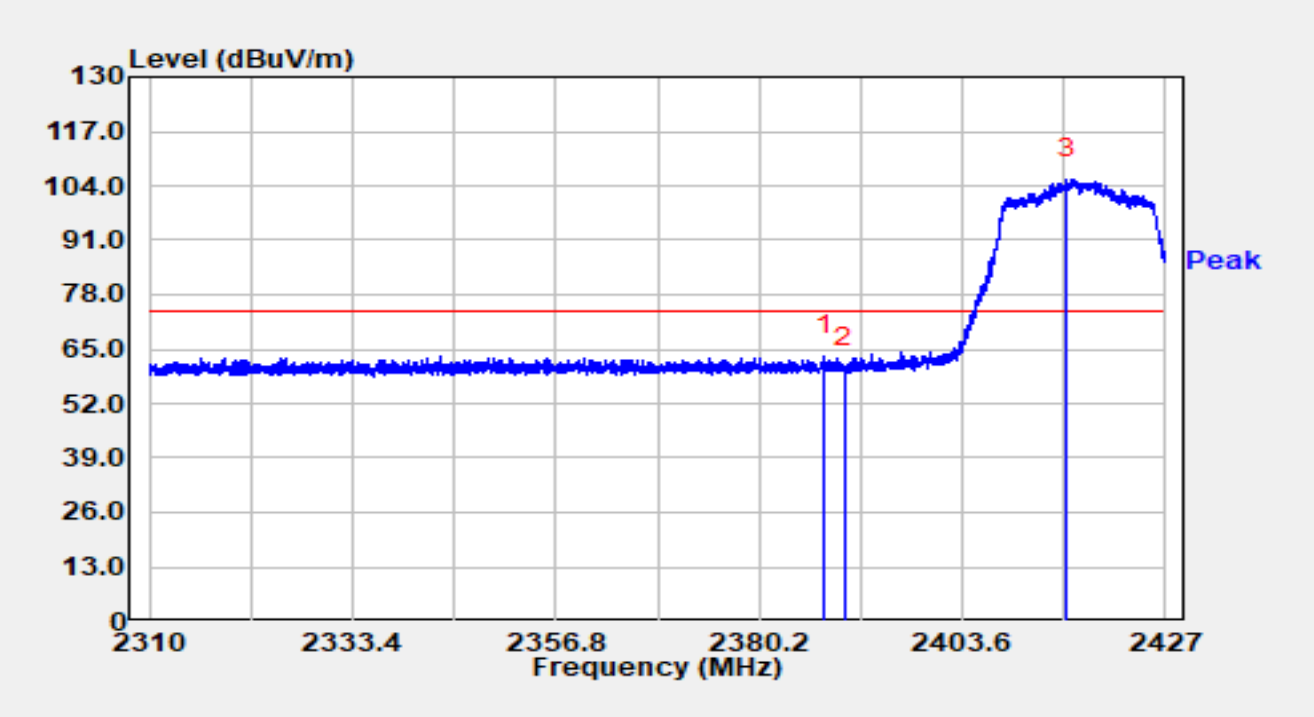

No	Mark	Frequency (MHz)	Reading (dBμV)	C.F (dB/m)	Measurement (dBμV/m)	Margin (dB)	Limit (dBμV/m)	Detector
1	*	2387.711	33.80	29.58	63.38	-10.62	74.00	Peak
2		2390.000	30.99	29.59	60.58	-13.42	74.00	Peak
3		2415.686	75.93	29.63	105.56	N/A	N/A	Peak

Notes:

1. " * ", means this data is the worst emission level.

2. C.F (dB/m) = Antenna Factor (dB/m) + Cable Loss (dB).

3. Measurement (dBμV/m) = Reading (dBμV) + C.F (dB/m).

Site	WJ-AC2	Test Date	2025-03-05
Temperature	24.7 °C	Humidity	33.1 %
Limit	FCC_2.4G_RE(3m)	Test Engineer	Carl Jiang
Factor	DRH18-E_07105	Polarity	Horizontal
EUT	Tri-band Wi-Fi 7 Mesh AP	Test Voltage	AC 120V/60Hz
Test Mode	Transmit by 802.11n-HT20 at 2417MHz		

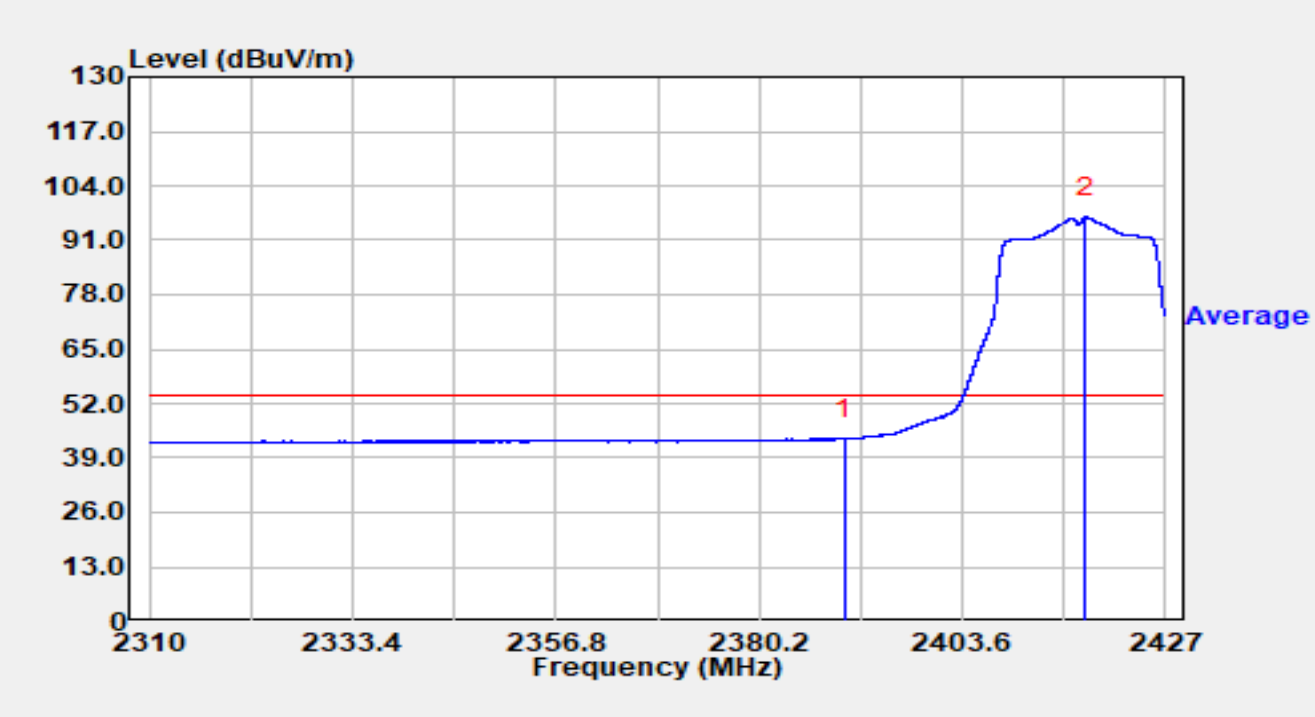

No	Mark	Frequency (MHz)	Reading (dBμV)	C.F (dB/m)	Measurement (dBμV/m)	Margin (dB)	Limit (dBμV/m)	Detector
1	*	2390.000	13.96	29.59	43.55	-10.45	54.00	Average
2		2417.757	66.85	29.63	96.48	N/A	N/A	Average

Notes:

1. " * ", means this data is the worst emission level.
2. C.F (dB/m) = Antenna Factor (dB/m) + Cable Loss (dB).
3. Measurement (dBμV/m) = Reading (dBμV) + C.F (dB/m).

Site	WJ-AC2	Test Date	2025-03-05
Temperature	24.7 °C	Humidity	33.1 %
Limit	FCC_2.4G_RE(3m)	Test Engineer	Carl Jiang
Factor	DRH18-E_07105	Polarity	Vertical
EUT	Tri-band Wi-Fi 7 Mesh AP	Test Voltage	AC 120V/60Hz
Test Mode	Transmit by 802.11n-HT20 at 2417MHz		

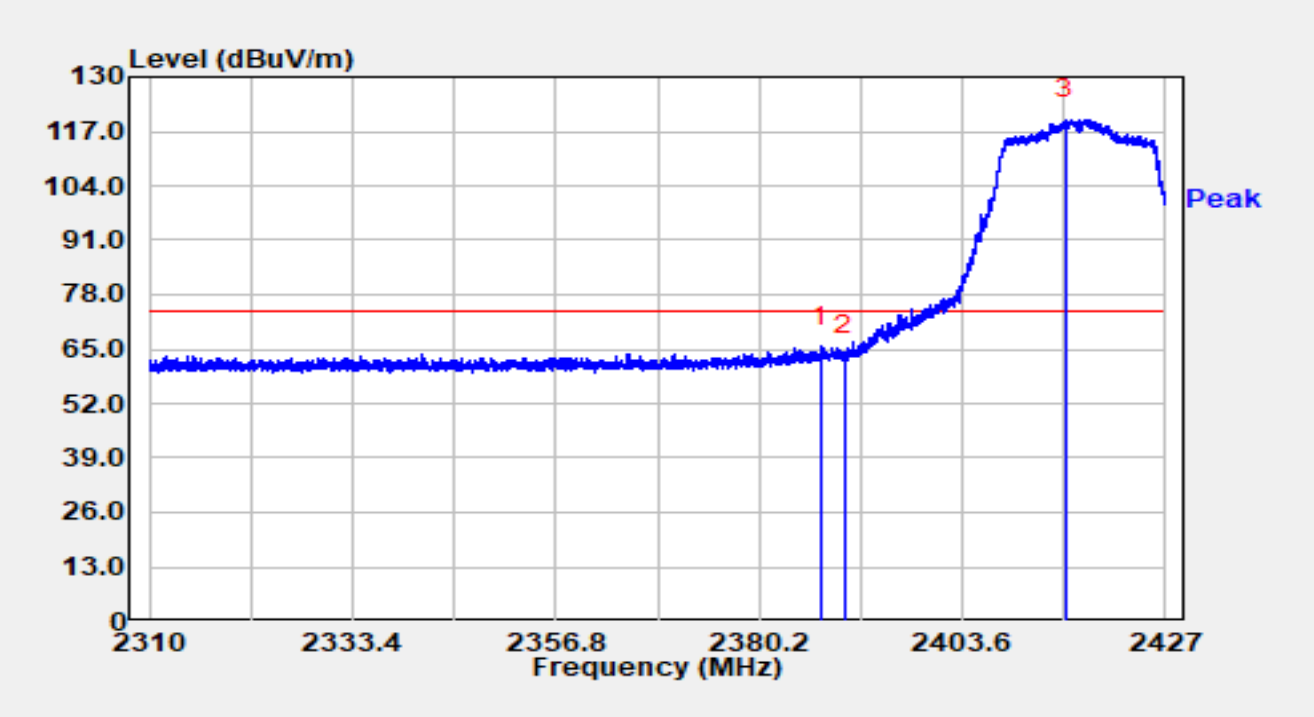

No	Mark	Frequency (MHz)	Reading (dBμV)	C.F (dB/m)	Measurement (dBμV/m)	Margin (dB)	Limit (dBμV/m)	Detector
1	*	2387.243	35.97	29.58	65.55	-8.45	74.00	Peak
2		2390.000	33.88	29.59	63.47	-10.53	74.00	Peak
3		2415.464	90.23	29.63	119.86	N/A	N/A	Peak

Notes:

1. " * ", means this data is the worst emission level.

2. C.F (dB/m) = Antenna Factor (dB/m) + Cable Loss (dB).

3. Measurement (dBμV/m) = Reading (dBμV) + C.F (dB/m).

Site	WJ-AC2	Test Date	2025-03-05
Temperature	24.7 °C	Humidity	33.1 %
Limit	FCC_2.4G_RE(3m)	Test Engineer	Carl Jiang
Factor	DRH18-E_07105	Polarity	Vertical
EUT	Tri-band Wi-Fi 7 Mesh AP	Test Voltage	AC 120V/60Hz
Test Mode	Transmit by 802.11n-HT20 at 2417MHz		

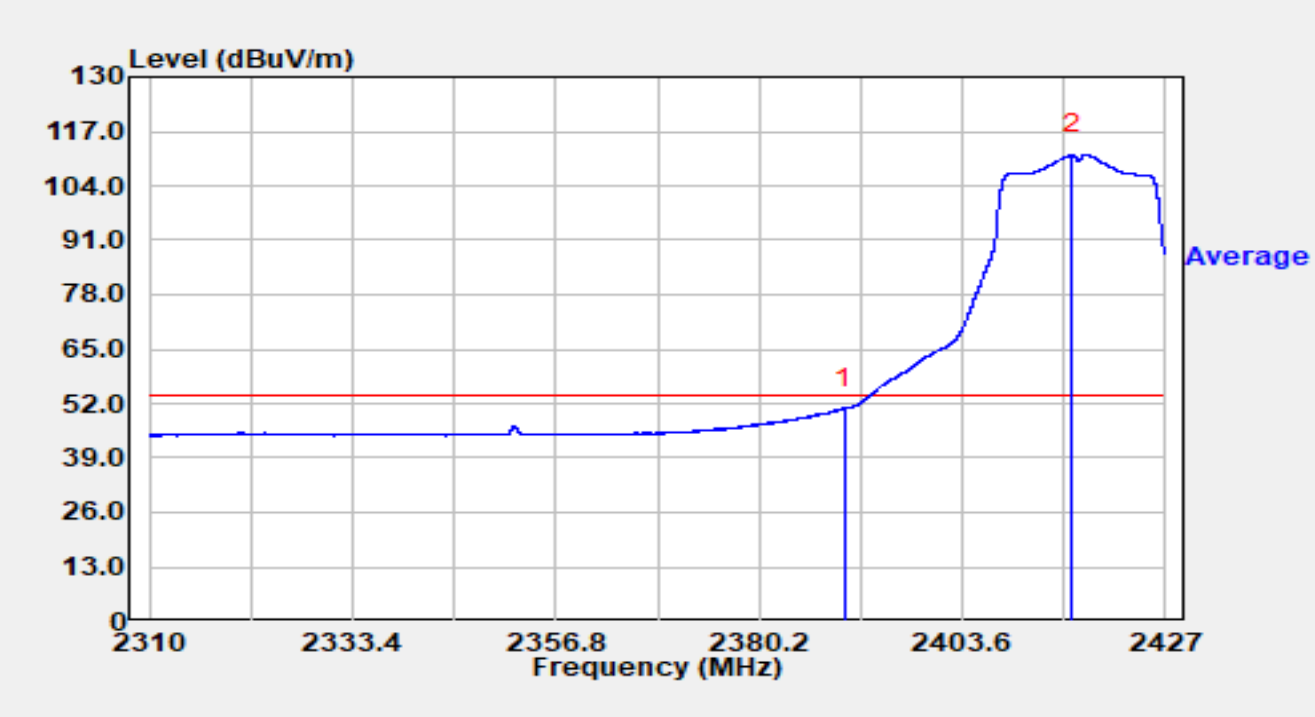

No	Mark	Frequency (MHz)	Reading (dBμV)	C.F (dB/m)	Measurement (dBμV/m)	Margin (dB)	Limit (dBμV/m)	Detector
1	*	2390.000	21.22	29.59	50.81	-3.19	54.00	Average
2		2416.213	81.85	29.63	111.48	N/A	N/A	Average

Notes:

1. " * ", means this data is the worst emission level.

2. C.F (dB/m) = Antenna Factor (dB/m) + Cable Loss (dB).

3. Measurement (dBμV/m) = Reading (dBμV) + C.F (dB/m).

Site	WJ-AC2	Test Date	2025-03-05
Temperature	24.7 °C	Humidity	33.1 %
Limit	FCC_2.4G_RE(3m)	Test Engineer	Carl Jiang
Factor	DRH18-E_07105	Polarity	Horizontal
EUT	Tri-band Wi-Fi 7 Mesh AP	Test Voltage	AC 120V/60Hz
Test Mode	Transmit by 802.11n-HT20 at 2422MHz		

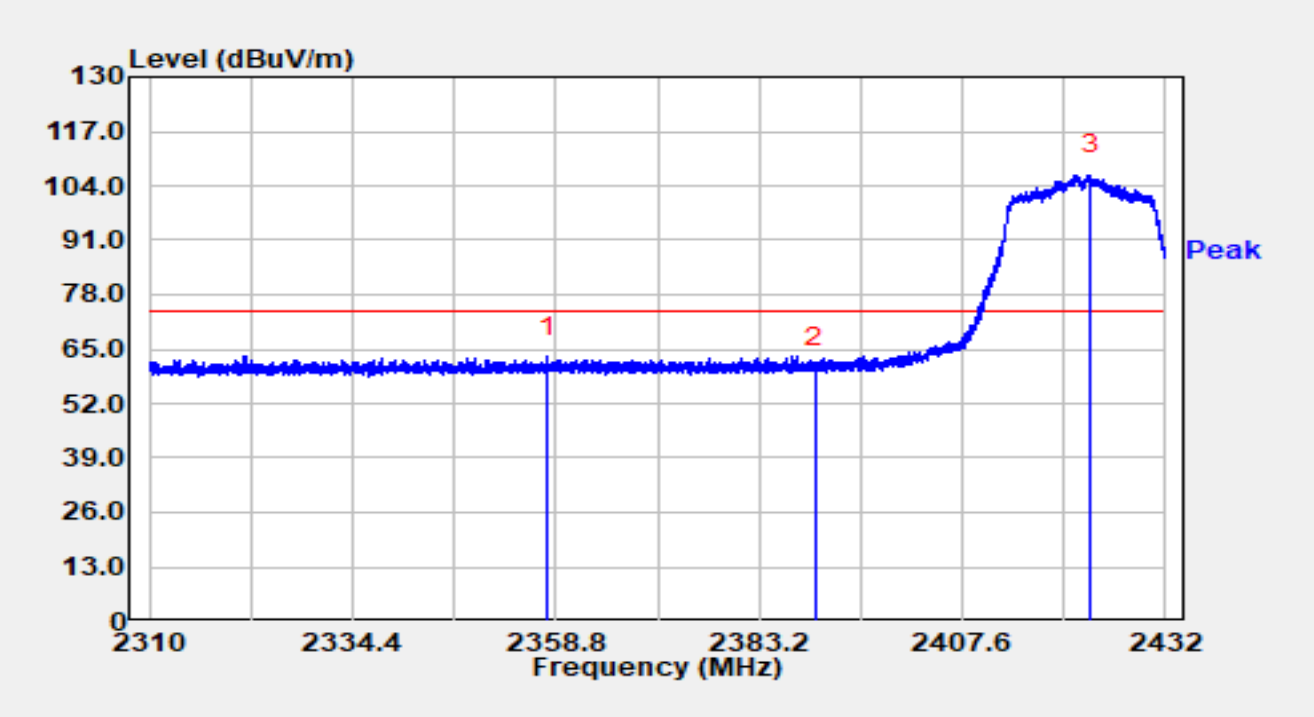

No	Mark	Frequency (MHz)	Reading (dBμV)	C.F (dB/m)	Measurement (dBμV/m)	Margin (dB)	Limit (dBμV/m)	Detector
1	*	2357.751	33.72	29.54	63.25	-10.75	74.00	Peak
2		2390.000	30.85	29.59	60.44	-13.56	74.00	Peak
3		2423.045	76.96	29.64	106.60	N/A	N/A	Peak

Notes:

1. " * ", means this data is the worst emission level.

2. C.F (dB/m) = Antenna Factor (dB/m) + Cable Loss (dB).

3. Measurement (dBμV/m) = Reading (dBμV) + C.F (dB/m).

Site	WJ-AC2	Test Date	2025-03-05
Temperature	24.7 °C	Humidity	33.1 %
Limit	FCC_2.4G_RE(3m)	Test Engineer	Carl Jiang
Factor	DRH18-E_07105	Polarity	Horizontal
EUT	Tri-band Wi-Fi 7 Mesh AP	Test Voltage	AC 120V/60Hz
Test Mode	Transmit by 802.11n-HT20 at 2422MHz		

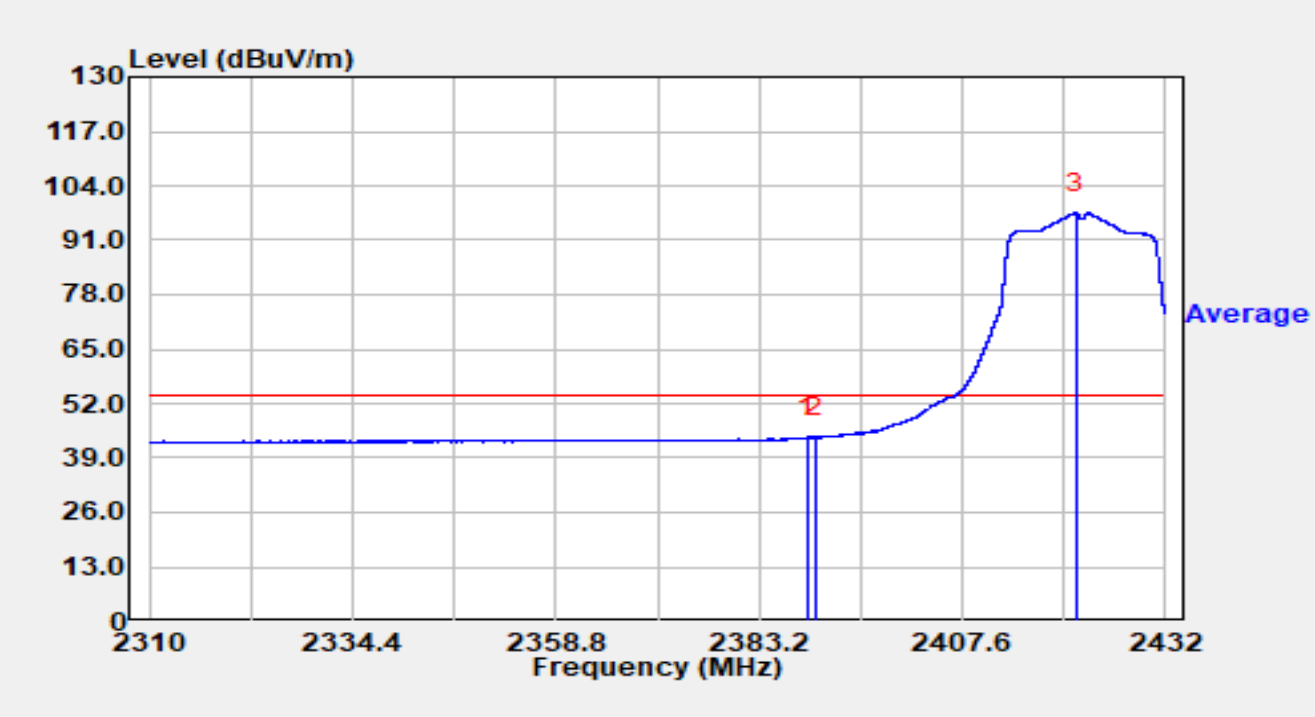

No	Mark	Frequency (MHz)	Reading (dBμV)	C.F (dB/m)	Measurement (dBμV/m)	Margin (dB)	Limit (dBμV/m)	Detector
1	*	2388.958	14.39	29.59	43.98	-10.02	54.00	Average
2		2390.000	14.27	29.59	43.86	-10.14	54.00	Average
3		2421.252	67.87	29.63	97.50	N/A	N/A	Average

Notes:

1. " * ", means this data is the worst emission level.
2. C.F (dB/m) = Antenna Factor (dB/m) + Cable Loss (dB).
3. Measurement (dBμV/m) = Reading (dBμV) + C.F (dB/m).

Site	WJ-AC2	Test Date	2025-03-05
Temperature	24.7 °C	Humidity	33.1 %
Limit	FCC_2.4G_RE(3m)	Test Engineer	Carl Jiang
Factor	DRH18-E_07105	Polarity	Vertical
EUT	Tri-band Wi-Fi 7 Mesh AP	Test Voltage	AC 120V/60Hz
Test Mode	Transmit by 802.11n-HT20 at 2422MHz		

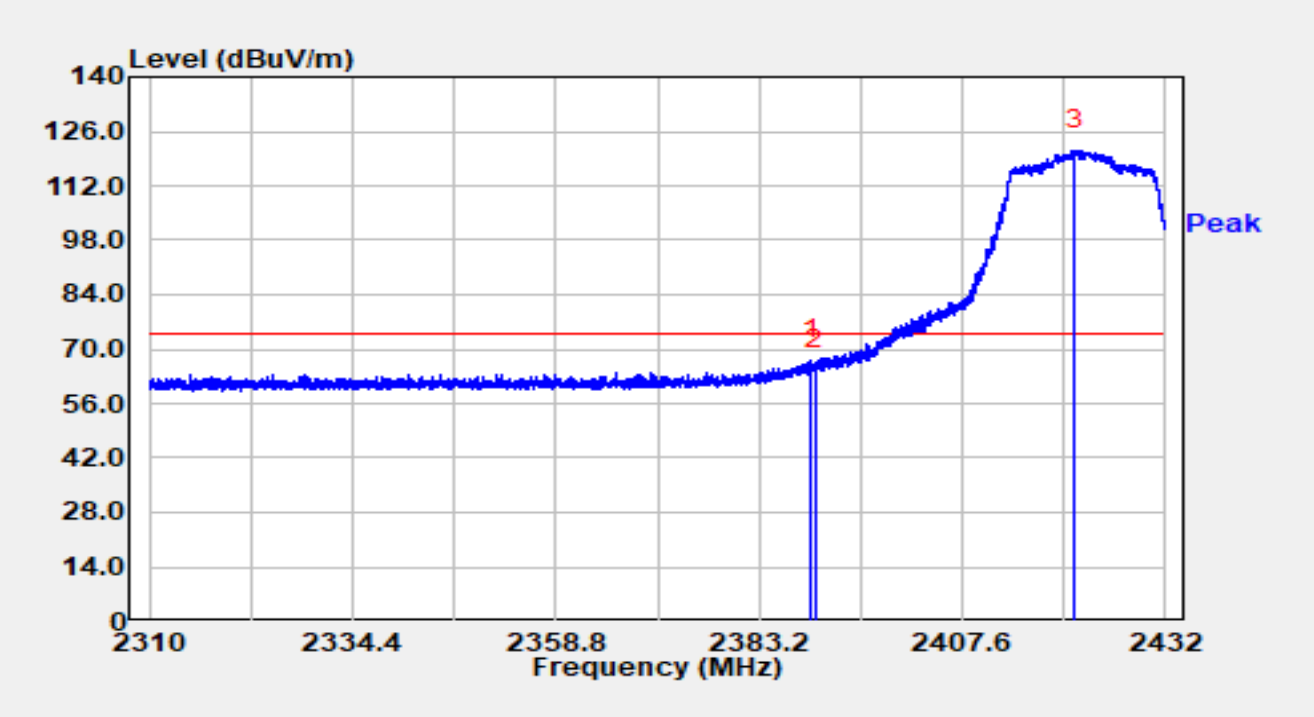

No	Mark	Frequency (MHz)	Reading (dBμV)	C.F (dB/m)	Measurement (dBμV/m)	Margin (dB)	Limit (dBμV/m)	Detector
1	*	2389.520	37.73	29.59	67.32	-6.68	74.00	Peak
2		2390.000	35.17	29.59	64.76	-9.24	74.00	Peak
3		2421.167	91.61	29.63	121.24	N/A	N/A	Peak

Notes:

1. " * ", means this data is the worst emission level.

2. C.F (dB/m) = Antenna Factor (dB/m) + Cable Loss (dB).

3. Measurement (dBμV/m) = Reading (dBμV) + C.F (dB/m).

Site	WJ-AC2	Test Date	2025-03-05
Temperature	24.7 °C	Humidity	33.1 %
Limit	FCC_2.4G_RE(3m)	Test Engineer	Carl Jiang
Factor	DRH18-E_07105	Polarity	Vertical
EUT	Tri-band Wi-Fi 7 Mesh AP	Test Voltage	AC 120V/60Hz
Test Mode	Transmit by 802.11n-HT20 at 2422MHz		

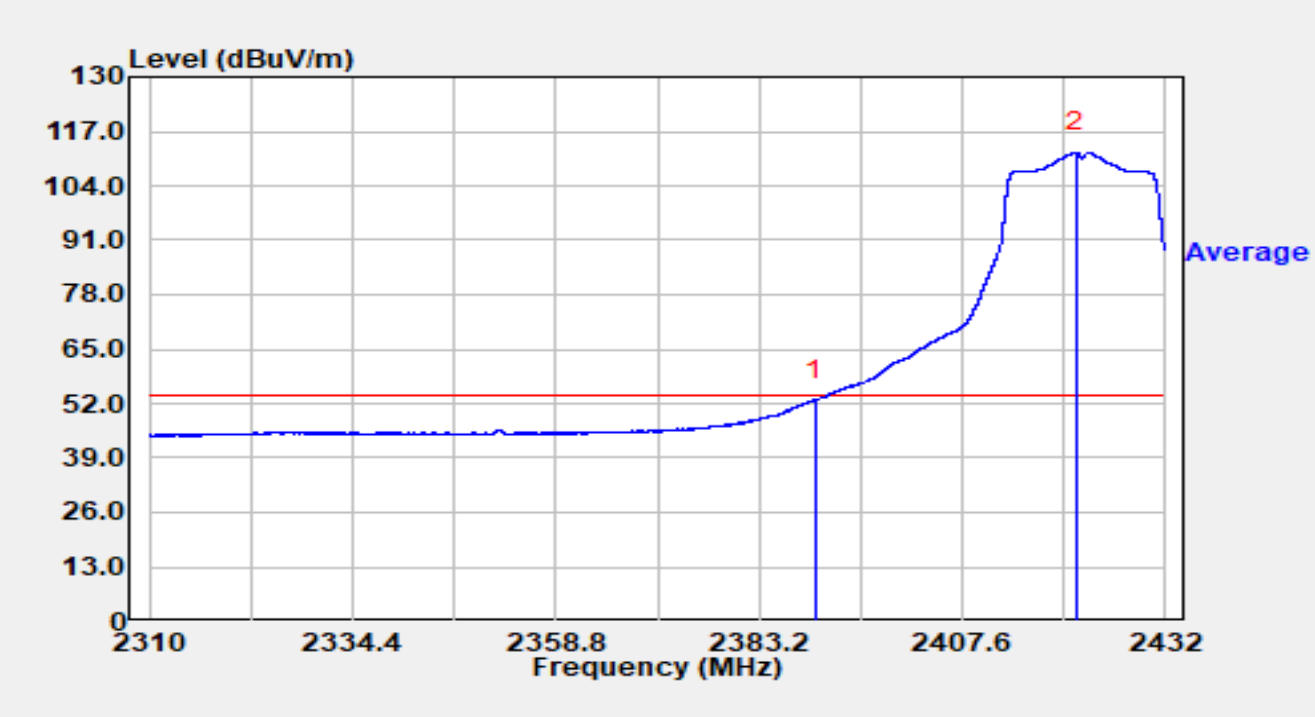

No	Mark	Frequency (MHz)	Reading (dBμV)	C.F (dB/m)	Measurement (dBμV/m)	Margin (dB)	Limit (dBμV/m)	Detector
1	*	2390.000	23.22	29.59	52.81	-1.19	54.00	Average
2		2421.301	82.43	29.63	112.06	N/A	N/A	Average

Notes:

1. " * ", means this data is the worst emission level.
2. C.F (dB/m) = Antenna Factor (dB/m) + Cable Loss (dB).
3. Measurement (dBμV/m) = Reading (dBμV) + C.F (dB/m).

Site	WJ-AC2	Test Date	2025-03-05
Temperature	24.7 °C	Humidity	33.1 %
Limit	FCC_2.4G_RE(3m)	Test Engineer	Carl Jiang
Factor	DRH18-E_07105	Polarity	Horizontal
EUT	Tri-band Wi-Fi 7 Mesh AP	Test Voltage	AC 120V/60Hz
Test Mode	Transmit by 802.11n-HT20 at 2437MHz		

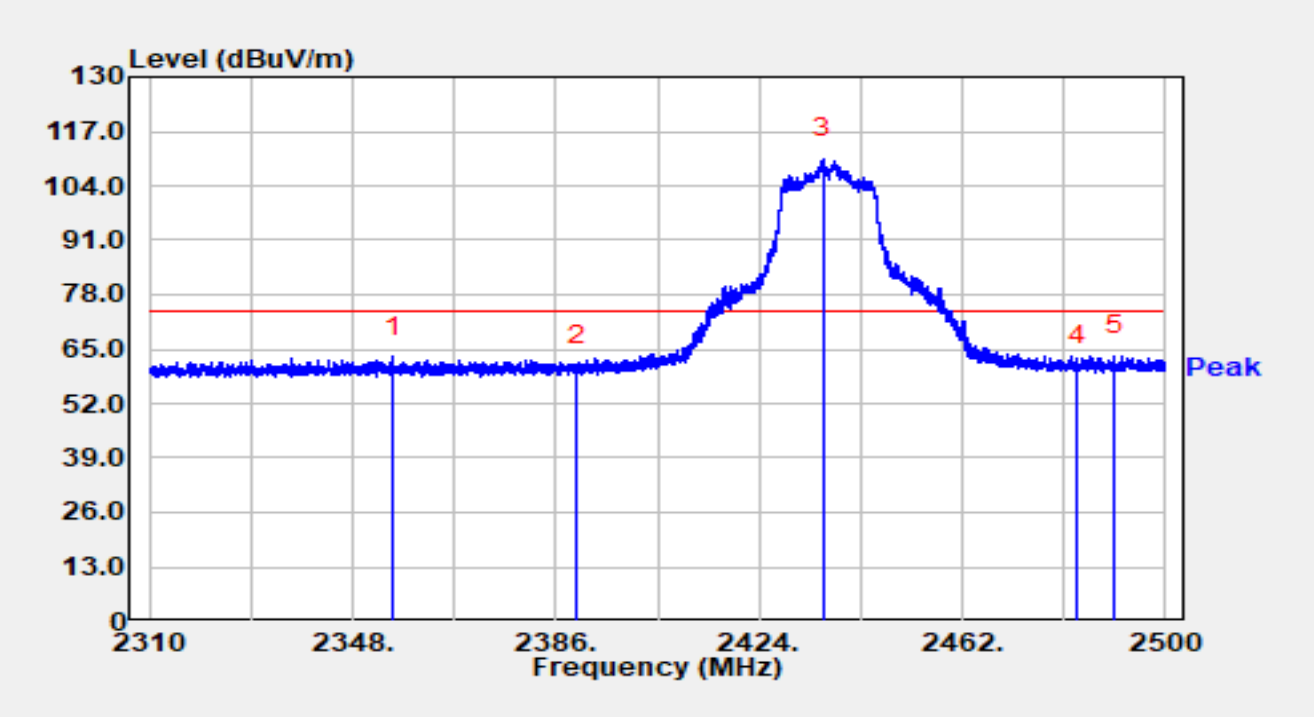

No	Mark	Frequency (MHz)	Reading (dBμV)	C.F (dB/m)	Measurement (dBμV/m)	Margin (dB)	Limit (dBμV/m)	Detector
1		2355.638	33.61	29.53	63.14	-10.86	74.00	Peak
2		2390.000	31.25	29.59	60.84	-13.16	74.00	Peak
3		2435.970	80.92	29.67	110.59	N/A	N/A	Peak
4		2483.500	31.31	29.76	61.07	-12.93	74.00	Peak
5	*	2490.538	33.72	29.79	63.51	-10.49	74.00	Peak

Notes:

1. " * ", means this data is the worst emission level.

2. C.F (dB/m) = Antenna Factor (dB/m) + Cable Loss (dB).

3. Measurement (dBμV/m) = Reading (dBμV) + C.F (dB/m).

Site	WJ-AC2	Test Date	2025-03-05
Temperature	24.7 °C	Humidity	33.1 %
Limit	FCC_2.4G_RE(3m)	Test Engineer	Carl Jiang
Factor	DRH18-E_07105	Polarity	Horizontal
EUT	Tri-band Wi-Fi 7 Mesh AP	Test Voltage	AC 120V/60Hz
Test Mode	Transmit by 802.11n-HT20 at 2437MHz		

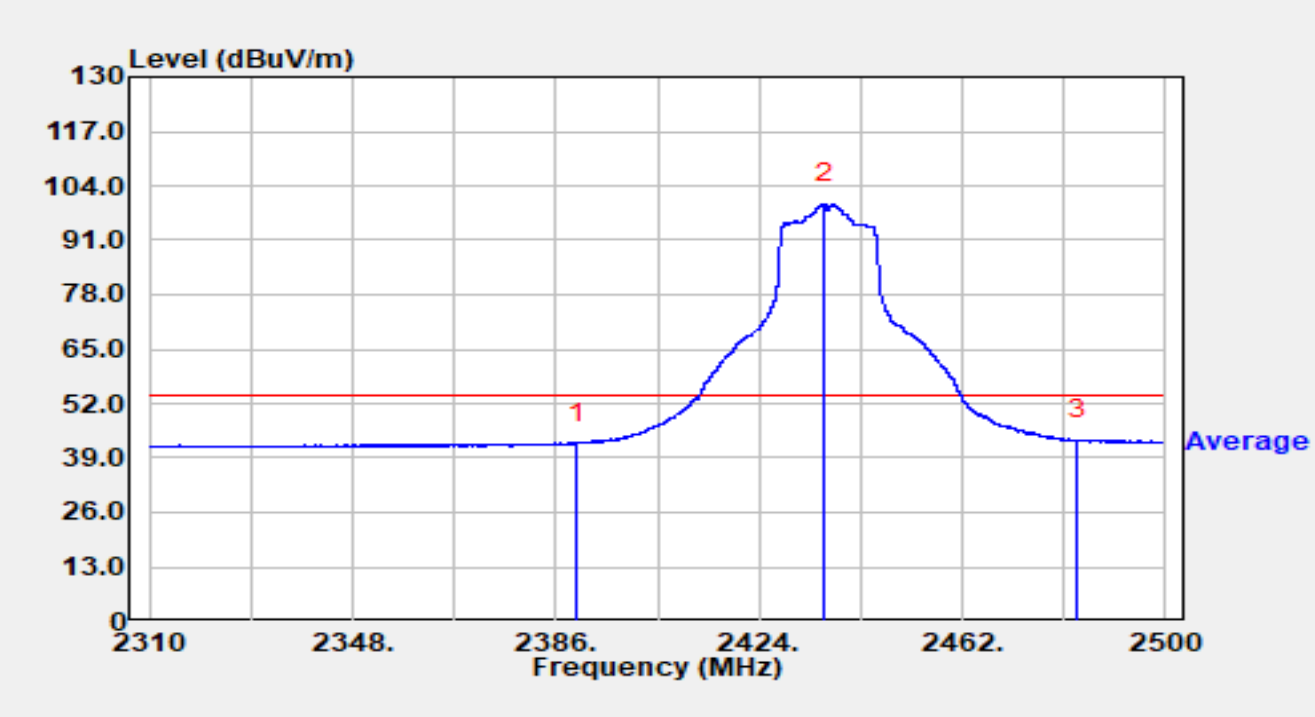

No	Mark	Frequency (MHz)	Reading (dBμV)	C.F (dB/m)	Measurement (dBμV/m)	Margin (dB)	Limit (dBμV/m)	Detector
1		2390.000	12.96	29.59	42.56	-11.44	54.00	Average
2		2436.236	70.04	29.67	99.71	N/A	N/A	Average
3	*	2483.500	13.51	29.76	43.28	-10.72	54.00	Average

Notes:

1. " * ", means this data is the worst emission level.

2. C.F (dB/m) = Antenna Factor (dB/m) + Cable Loss (dB).

3. Measurement (dBμV/m) = Reading (dBμV) + C.F (dB/m).

Site	WJ-AC2	Test Date	2025-03-05
Temperature	24.7 °C	Humidity	33.1 %
Limit	FCC_2.4G_RE(3m)	Test Engineer	Carl Jiang
Factor	DRH18-E_07105	Polarity	Vertical
EUT	Tri-band Wi-Fi 7 Mesh AP	Test Voltage	AC 120V/60Hz
Test Mode	Transmit by 802.11n-HT20 at 2437MHz		

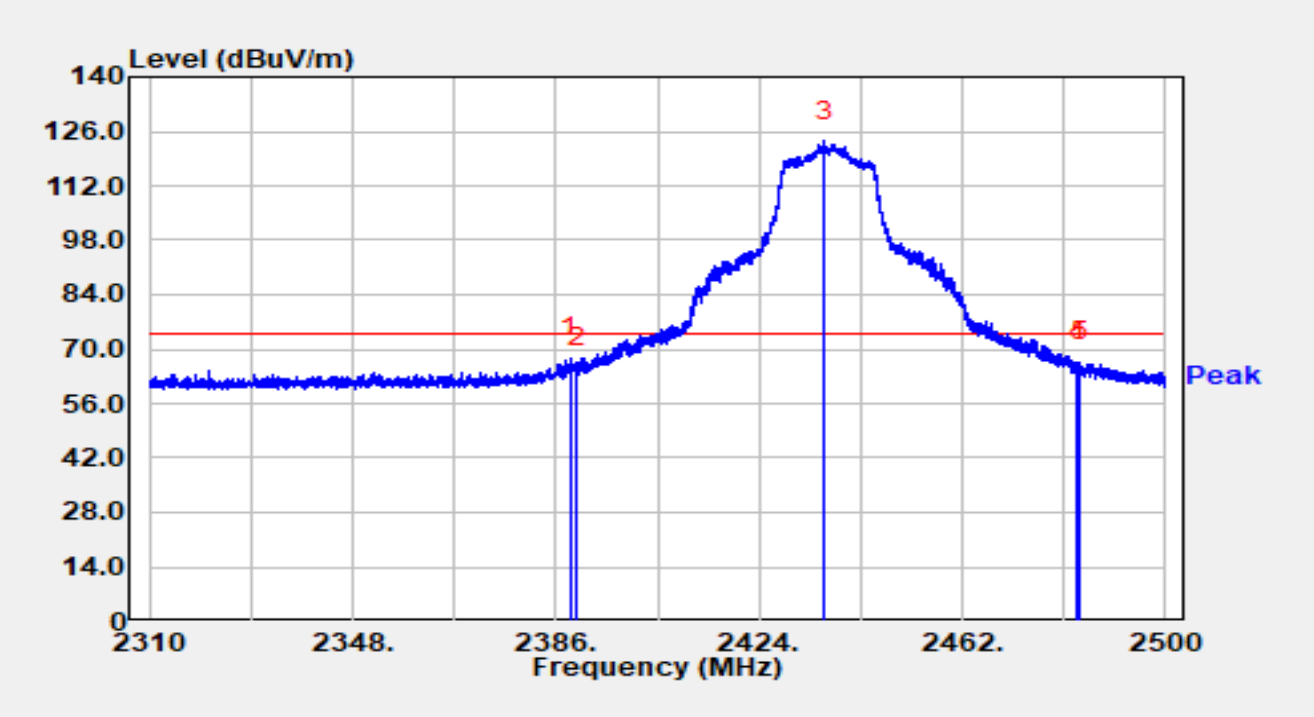

No	Mark	Frequency (MHz)	Reading (dBμV)	C.F (dB/m)	Measurement (dBμV/m)	Margin (dB)	Limit (dBμV/m)	Detector
1	*	2388.812	38.14	29.59	67.73	-6.27	74.00	Peak
2		2390.000	35.53	29.59	65.12	-8.88	74.00	Peak
3		2436.179	93.87	29.67	123.54	N/A	N/A	Peak
4		2483.500	36.83	29.76	66.60	-7.40	74.00	Peak
5		2483.983	37.01	29.77	66.77	-7.23	74.00	Peak

Notes:

1. " * ", means this data is the worst emission level.

2. C.F (dB/m) = Antenna Factor (dB/m) + Cable Loss (dB).

3. Measurement (dBμV/m) = Reading (dBμV) + C.F (dB/m).

Site	WJ-AC2	Test Date	2025-03-05
Temperature	24.7 °C	Humidity	33.1 %
Limit	FCC_2.4G_RE(3m)	Test Engineer	Carl Jiang
Factor	DRH18-E_07105	Polarity	Vertical
EUT	Tri-band Wi-Fi 7 Mesh AP	Test Voltage	AC 120V/60Hz
Test Mode	Transmit by 802.11n-HT20 at 2437MHz		

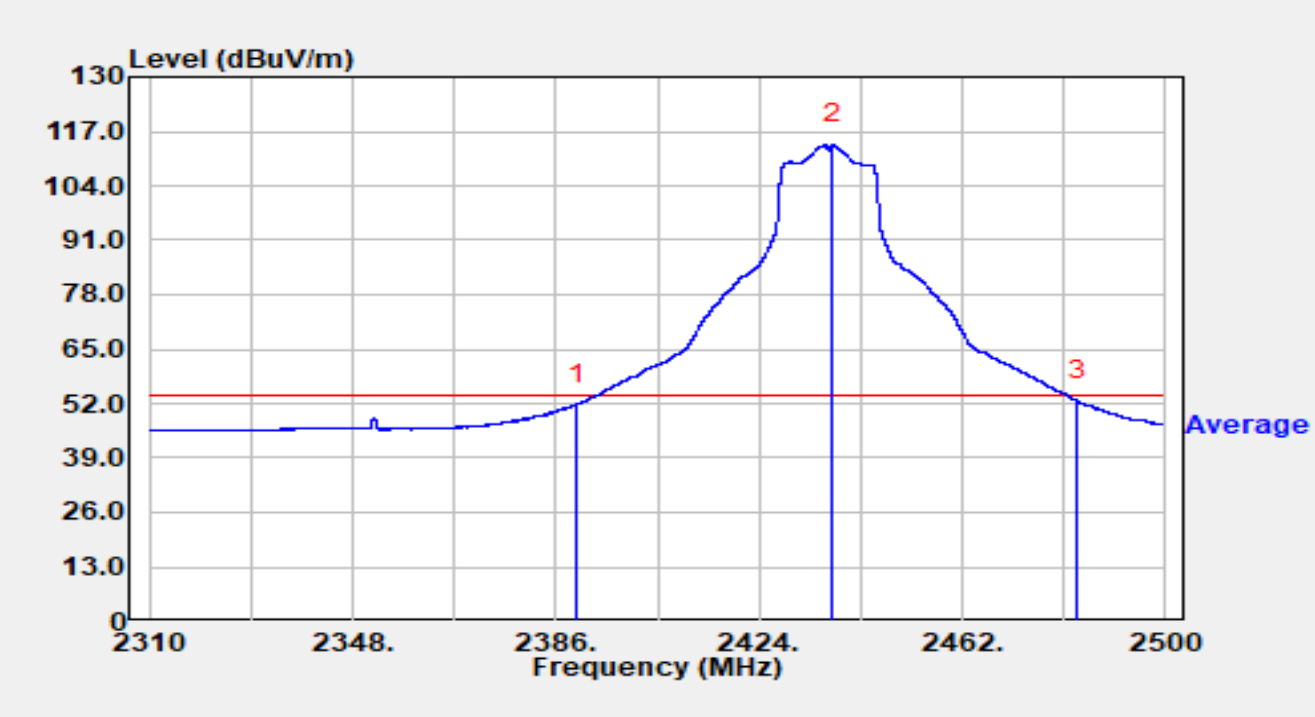

No	Mark	Frequency (MHz)	Reading (dBμV)	C.F (dB/m)	Measurement (dBμV/m)	Margin (dB)	Limit (dBμV/m)	Detector
1		2390.000	22.25	29.59	51.84	-2.16	54.00	Average
2		2437.661	84.15	29.68	113.83	N/A	N/A	Average
3	*	2483.500	22.78	29.76	52.55	-1.45	54.00	Average

Notes:

1. " * ", means this data is the worst emission level.

2. C.F (dB/m) = Antenna Factor (dB/m) + Cable Loss (dB).

3. Measurement (dBμV/m) = Reading (dBμV) + C.F (dB/m).

Site	WJ-AC2	Test Date	2025-03-05
Temperature	24.7 °C	Humidity	33.1 %
Limit	FCC_2.4G_RE(3m)	Test Engineer	Carl Jiang
Factor	DRH18-E_07105	Polarity	Horizontal
EUT	Tri-band Wi-Fi 7 Mesh AP	Test Voltage	AC 120V/60Hz
Test Mode	Transmit by 802.11n-HT20 at 2452MHz		

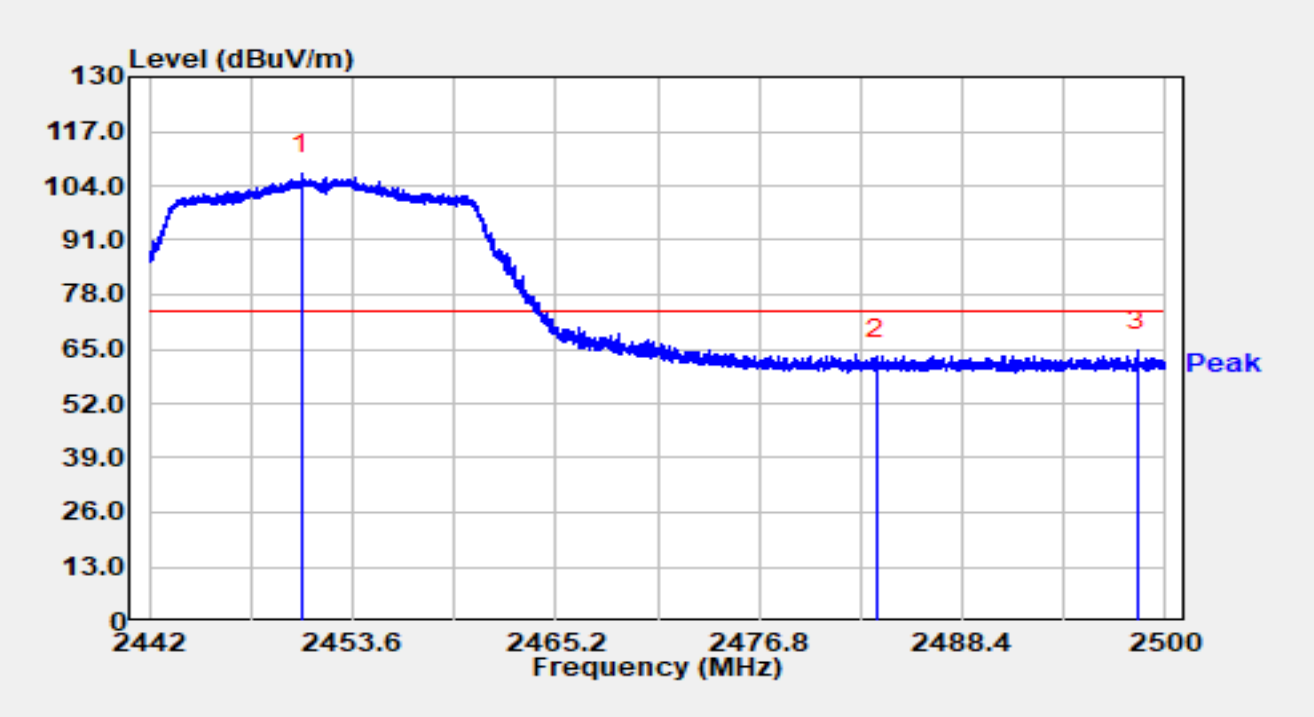

No	Mark	Frequency (MHz)	Reading (dBμV)	C.F (dB/m)	Measurement (dBμV/m)	Margin (dB)	Limit (dBμV/m)	Detector
1		2450.700	77.03	29.70	106.72	N/A	N/A	Peak
2		2483.500	32.74	29.76	62.51	-11.49	74.00	Peak
3	*	2498.417	34.92	29.79	64.70	-9.30	74.00	Peak

Notes:

1. " * ", means this data is the worst emission level.

2. C.F (dB/m) = Antenna Factor (dB/m) + Cable Loss (dB).

3. Measurement (dBμV/m) = Reading (dBμV) + C.F (dB/m).

Site	WJ-AC2	Test Date	2025-03-05
Temperature	24.7 °C	Humidity	33.1 %
Limit	FCC_2.4G_RE(3m)	Test Engineer	Carl Jiang
Factor	DRH18-E_07105	Polarity	Horizontal
EUT	Tri-band Wi-Fi 7 Mesh AP	Test Voltage	AC 120V/60Hz
Test Mode	Transmit by 802.11n-HT20 at 2452MHz		

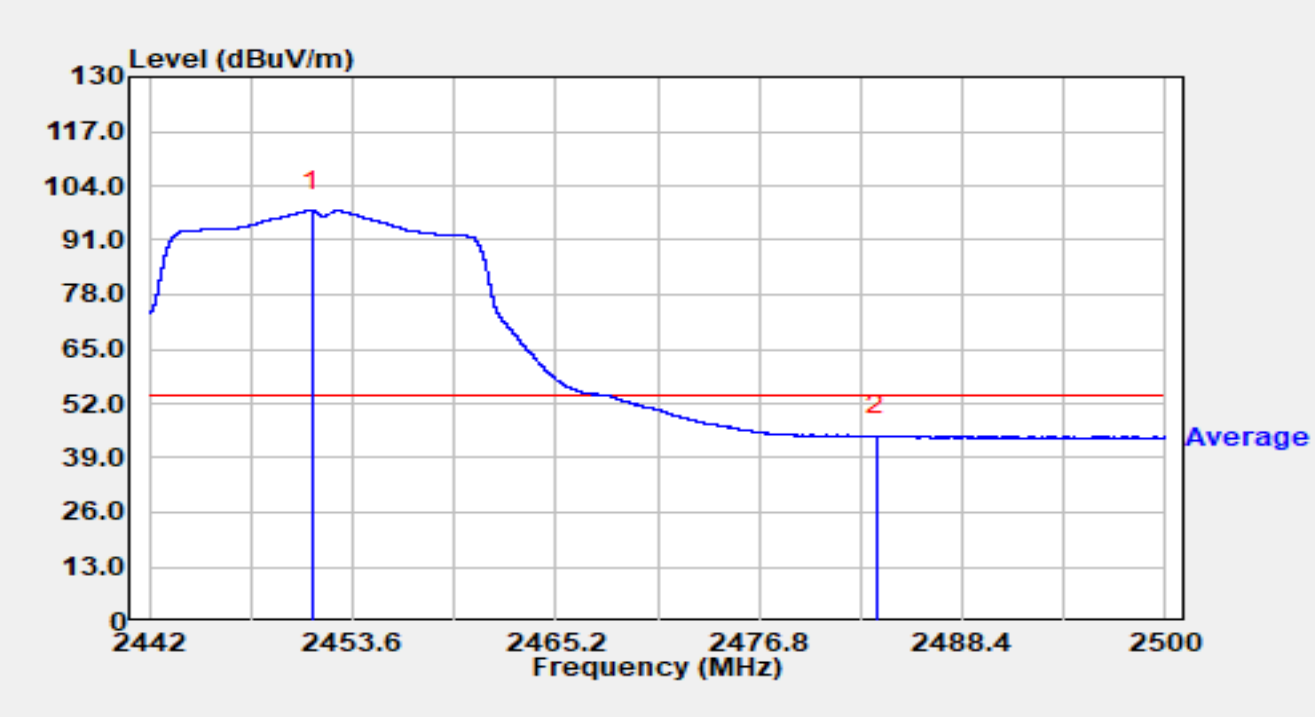

No	Mark	Frequency (MHz)	Reading (dBμV)	C.F (dB/m)	Measurement (dBμV/m)	Margin (dB)	Limit (dBμV/m)	Detector
1		2451.268	68.41	29.70	98.11	N/A	N/A	Average
2	*	2483.500	14.43	29.76	44.20	-9.80	54.00	Average

Notes:

1. " * ", means this data is the worst emission level.
2. C.F (dB/m) = Antenna Factor (dB/m) + Cable Loss (dB).
3. Measurement (dBμV/m) = Reading (dBμV) + C.F (dB/m).

Site	WJ-AC2	Test Date	2025-03-05
Temperature	24.7 °C	Humidity	33.1 %
Limit	FCC_2.4G_RE(3m)	Test Engineer	Carl Jiang
Factor	DRH18-E_07105	Polarity	Vertical
EUT	Tri-band Wi-Fi 7 Mesh AP	Test Voltage	AC 120V/60Hz
Test Mode	Transmit by 802.11n-HT20 at 2452MHz		

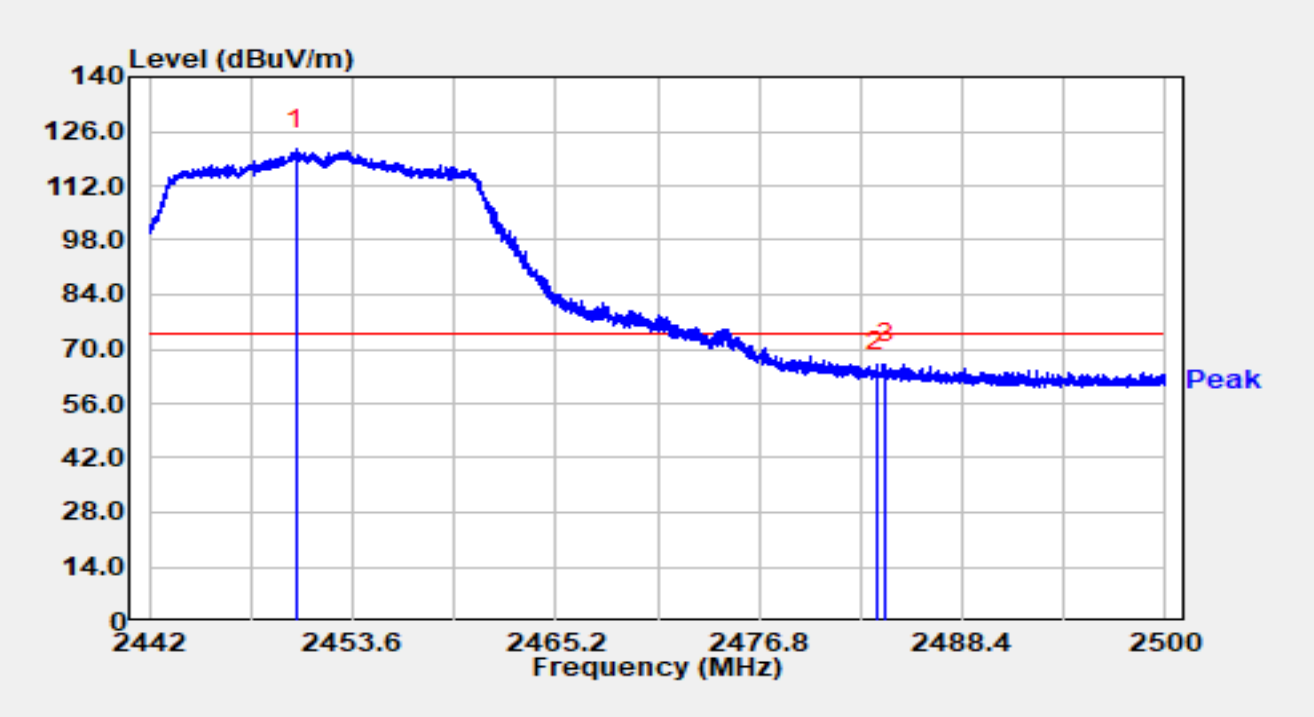

No	Mark	Frequency (MHz)	Reading (dBμV)	C.F (dB/m)	Measurement (dBμV/m)	Margin (dB)	Limit (dBμV/m)	Detector
1		2450.387	91.61	29.69	121.31	N/A	N/A	Peak
2		2483.500	34.47	29.76	64.23	-9.77	74.00	Peak
3	*	2484.027	36.44	29.77	66.21	-7.79	74.00	Peak

Notes:

1. " * ", means this data is the worst emission level.
2. C.F (dB/m) = Antenna Factor (dB/m) + Cable Loss (dB).
3. Measurement (dBμV/m) = Reading (dBμV) + C.F (dB/m).

Site	WJ-AC2	Test Date	2025-03-05
Temperature	24.7 °C	Humidity	33.1 %
Limit	FCC_2.4G_RE(3m)	Test Engineer	Carl Jiang
Factor	DRH18-E_07105	Polarity	Vertical
EUT	Tri-band Wi-Fi 7 Mesh AP	Test Voltage	AC 120V/60Hz
Test Mode	Transmit by 802.11n-HT20 at 2452MHz		

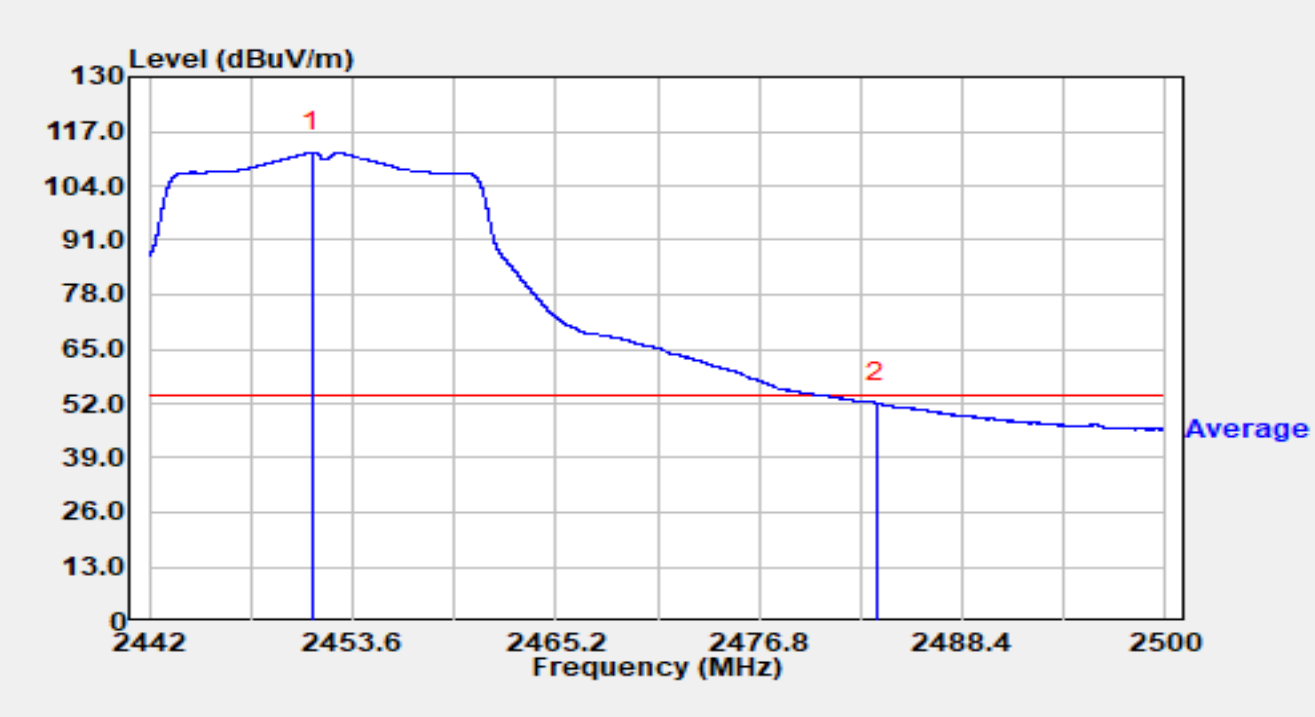

No	Mark	Frequency (MHz)	Reading (dBμV)	C.F (dB/m)	Measurement (dBμV/m)	Margin (dB)	Limit (dBμV/m)	Detector
1		2451.315	82.19	29.70	111.89	N/A	N/A	Average
2	*	2483.500	22.35	29.76	52.12	-1.88	54.00	Average

Notes:

1. " * ", means this data is the worst emission level.
2. C.F (dB/m) = Antenna Factor (dB/m) + Cable Loss (dB).
3. Measurement (dBμV/m) = Reading (dBμV) + C.F (dB/m).

Site	WJ-AC2	Test Date	2025-03-05
Temperature	24.7 °C	Humidity	33.1 %
Limit	FCC_2.4G_RE(3m)	Test Engineer	Carl Jiang
Factor	DRH18-E_07105	Polarity	Horizontal
EUT	Tri-band Wi-Fi 7 Mesh AP	Test Voltage	AC 120V/60Hz
Test Mode	Transmit by 802.11n-HT20 at 2457MHz		

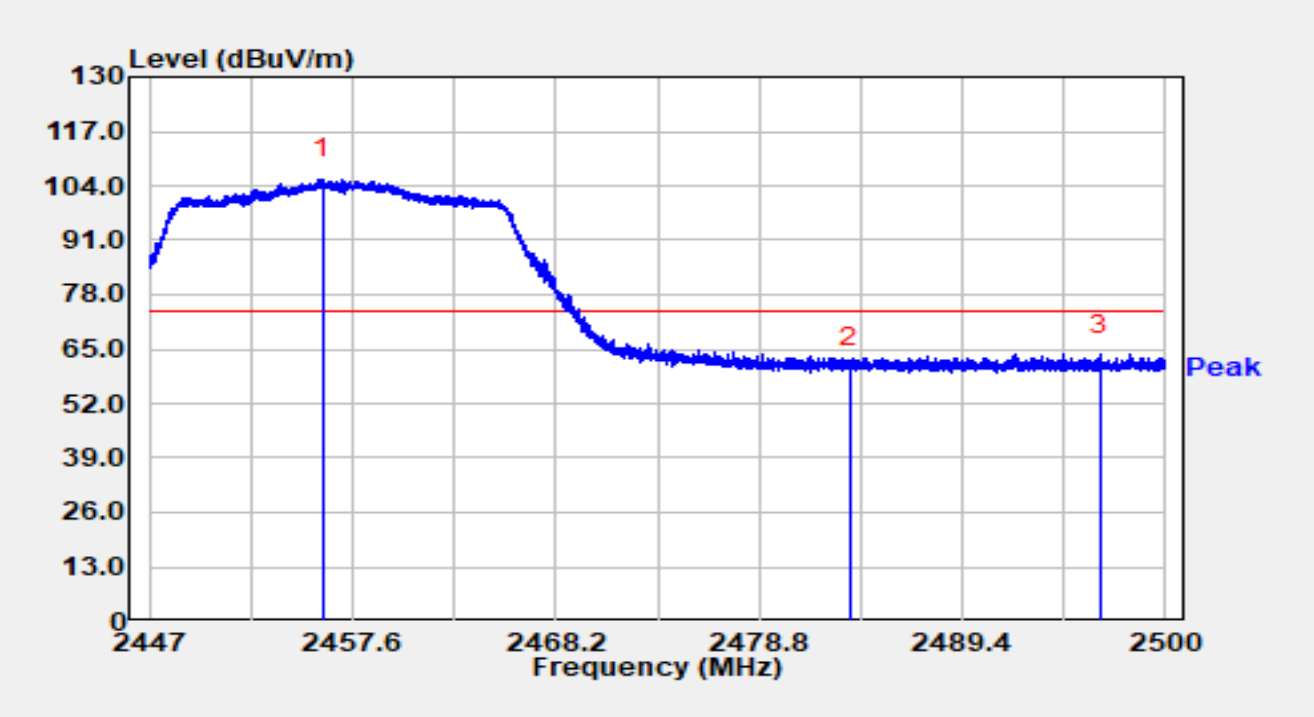

No	Mark	Frequency (MHz)	Reading (dBμV)	C.F (dB/m)	Measurement (dBμV/m)	Margin (dB)	Limit (dBμV/m)	Detector
1		2456.021	75.98	29.70	105.68	N/A	N/A	Peak
2		2483.500	30.87	29.76	60.64	-13.36	74.00	Peak
3	*	2496.566	33.95	29.79	63.74	-10.26	74.00	Peak

Notes:

1. " * ", means this data is the worst emission level.

2. C.F (dB/m) = Antenna Factor (dB/m) + Cable Loss (dB).

3. Measurement (dBμV/m) = Reading (dBμV) + C.F (dB/m).

Site	WJ-AC2	Test Date	2025-03-05
Temperature	24.7 °C	Humidity	33.1 %
Limit	FCC_2.4G_RE(3m)	Test Engineer	Carl Jiang
Factor	DRH18-E_07105	Polarity	Horizontal
EUT	Tri-band Wi-Fi 7 Mesh AP	Test Voltage	AC 120V/60Hz
Test Mode	Transmit by 802.11n-HT20 at 2457MHz		

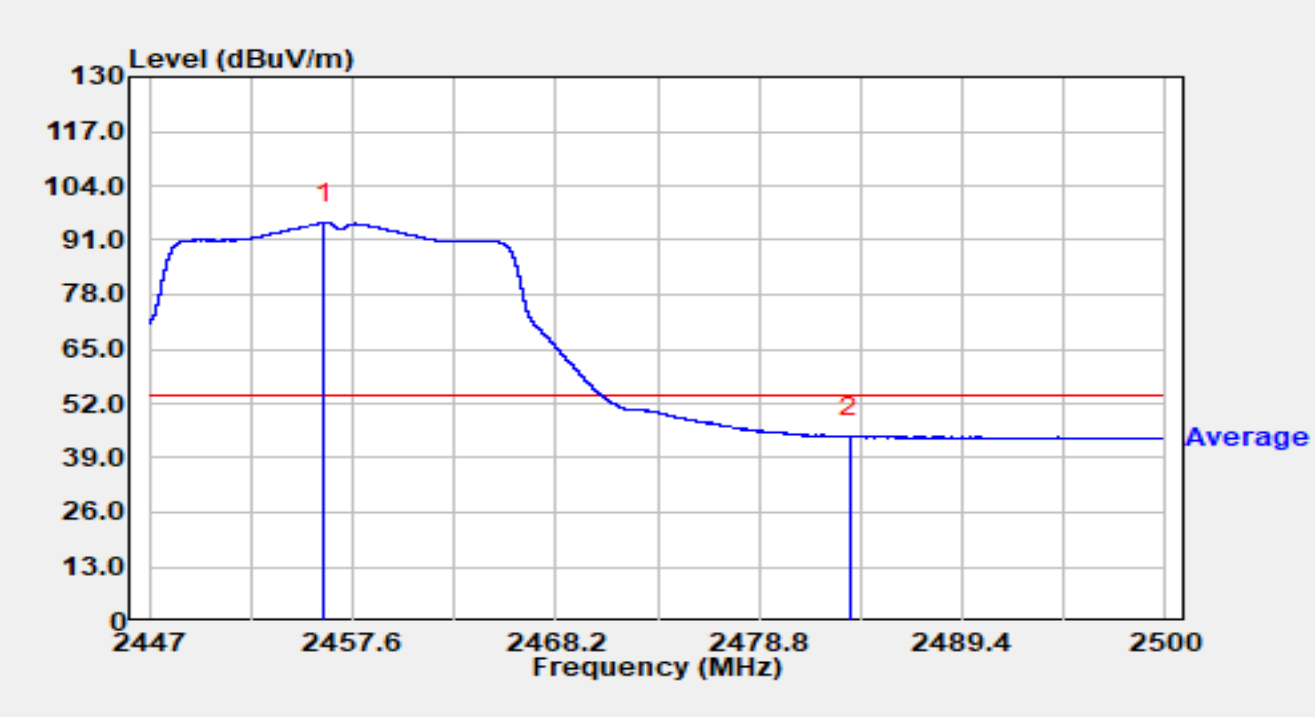

No	Mark	Frequency (MHz)	Reading (dBμV)	C.F (dB/m)	Measurement (dBμV/m)	Margin (dB)	Limit (dBμV/m)	Detector
1		2456.143	65.45	29.70	95.15	N/A	N/A	Average
2	*	2483.500	14.35	29.76	44.11	-9.89	54.00	Average

Notes:

1. " * ", means this data is the worst emission level.

2. C.F (dB/m) = Antenna Factor (dB/m) + Cable Loss (dB).

3. Measurement (dBμV/m) = Reading (dBμV) + C.F (dB/m).

Site	WJ-AC2	Test Date	2025-03-05
Temperature	24.7 °C	Humidity	33.1 %
Limit	FCC_2.4G_RE(3m)	Test Engineer	Carl Jiang
Factor	DRH18-E_07105	Polarity	Vertical
EUT	Tri-band Wi-Fi 7 Mesh AP	Test Voltage	AC 120V/60Hz
Test Mode	Transmit by 802.11n-HT20 at 2457MHz		

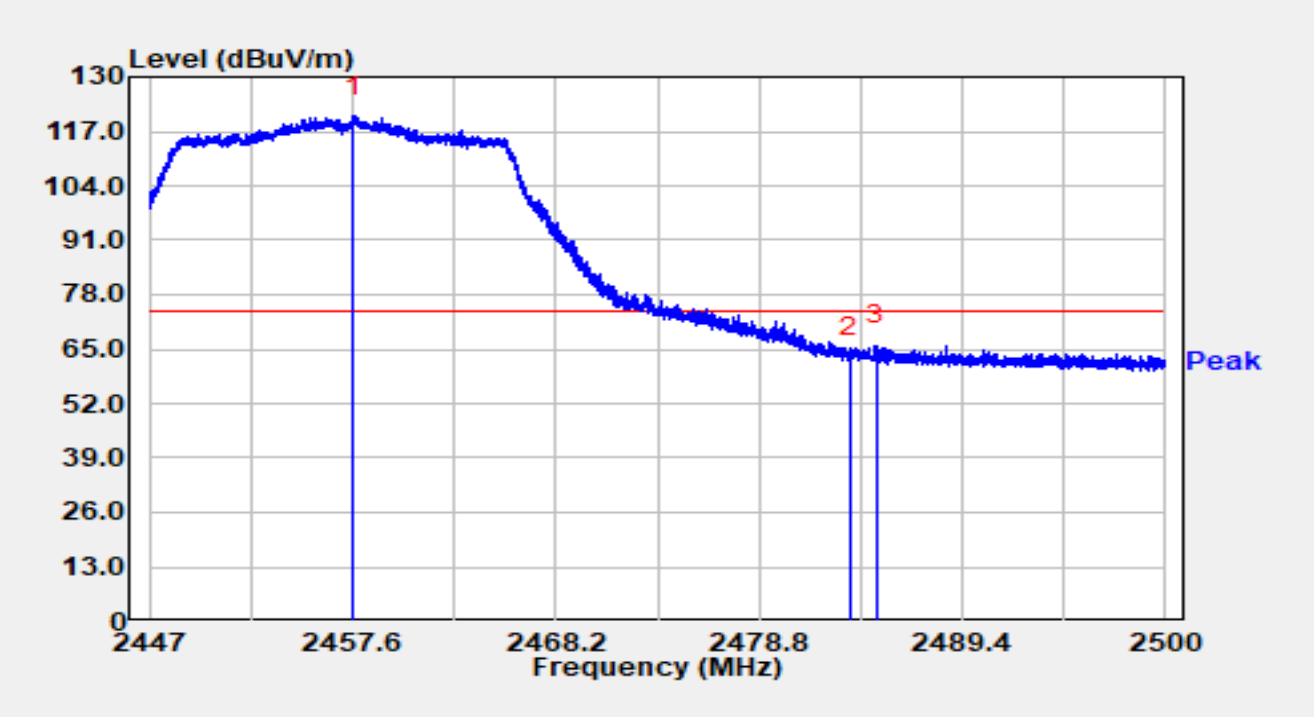

No	Mark	Frequency (MHz)	Reading (dBμV)	C.F (dB/m)	Measurement (dBμV/m)	Margin (dB)	Limit (dBμV/m)	Detector
1		2457.669	90.95	29.70	120.66	N/A	N/A	Peak
2		2483.500	33.31	29.76	63.07	-10.93	74.00	Peak
3	*	2484.890	36.13	29.77	65.90	-8.10	74.00	Peak

Notes:

1. " * ", means this data is the worst emission level.

2. C.F (dB/m) = Antenna Factor (dB/m) + Cable Loss (dB).

3. Measurement (dBμV/m) = Reading (dBμV) + C.F (dB/m).

Site	WJ-AC2	Test Date	2025-03-05
Temperature	24.7 °C	Humidity	33.1 %
Limit	FCC_2.4G_RE(3m)	Test Engineer	Carl Jiang
Factor	DRH18-E_07105	Polarity	Vertical
EUT	Tri-band Wi-Fi 7 Mesh AP	Test Voltage	AC 120V/60Hz
Test Mode	Transmit by 802.11n-HT20 at 2457MHz		

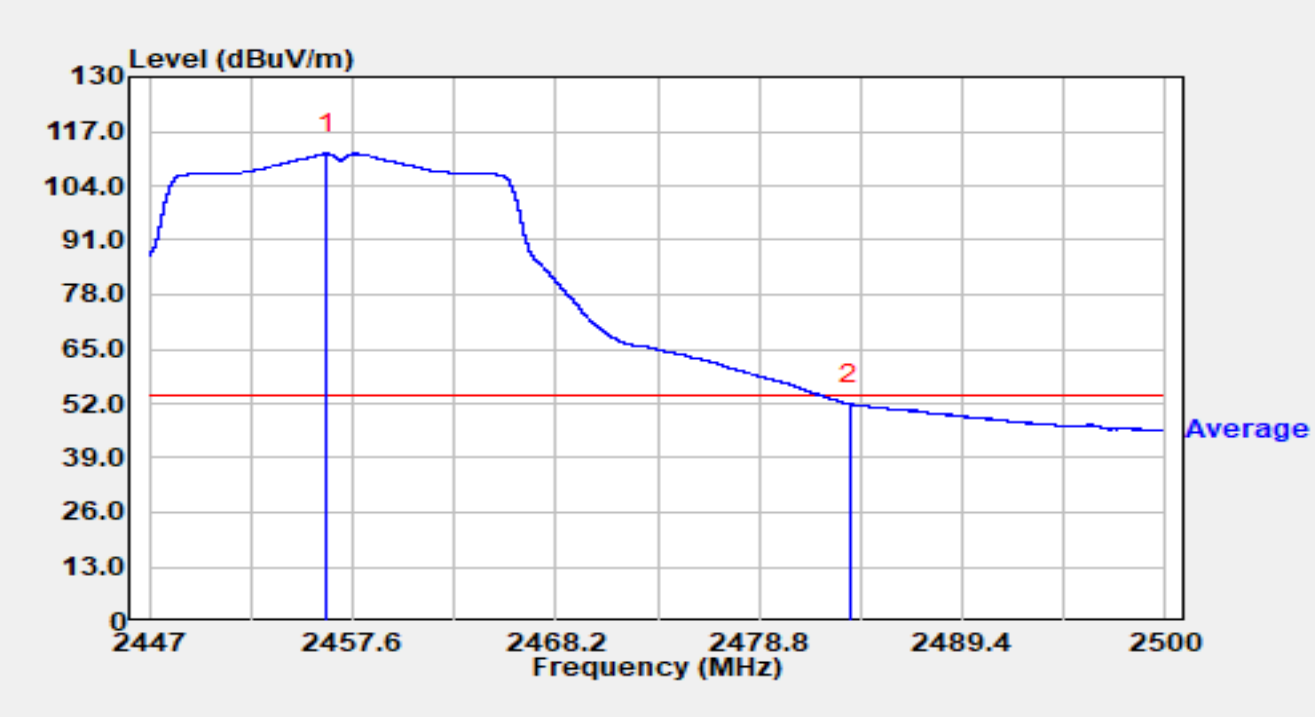

No	Mark	Frequency (MHz)	Reading (dBμV)	C.F (dB/m)	Measurement (dBμV/m)	Margin (dB)	Limit (dBμV/m)	Detector
1		2456.238	81.96	29.70	111.66	N/A	N/A	Average
2	*	2483.500	22.08	29.76	51.84	-2.16	54.00	Average

Notes:

1. " * ", means this data is the worst emission level.
2. C.F (dB/m) = Antenna Factor (dB/m) + Cable Loss (dB).
3. Measurement (dBμV/m) = Reading (dBμV) + C.F (dB/m).

Site	WJ-AC2	Test Date	2025-02-17
Temperature	20.3 °C	Humidity	33.1 %
Limit	FCC_2.4G_RE(3m)	Test Engineer	Bob Zhang
Factor	DRH18-E_07105	Polarity	Horizontal
EUT	Tri-band Wi-Fi 7 Mesh AP	Test Voltage	AC 120V/60Hz
Test Mode	Transmit by 802.11n-HT20 at 2462MHz		

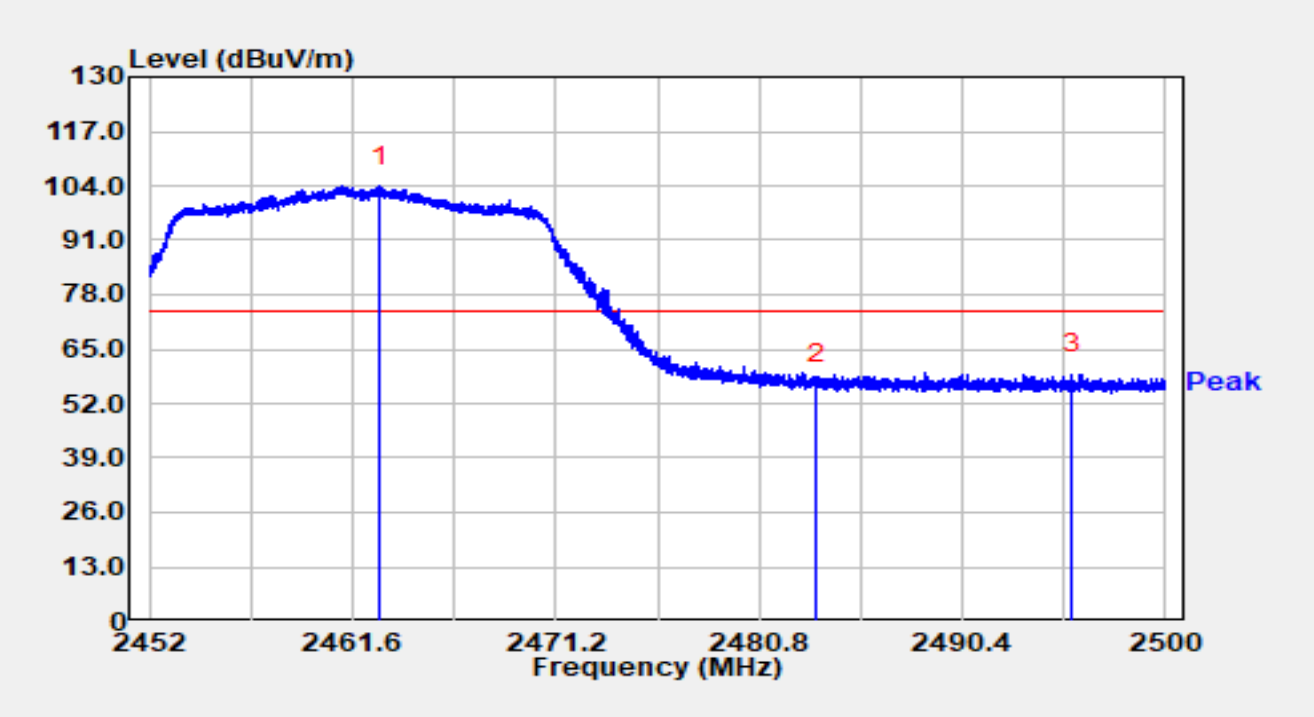

No	Mark	Frequency (MHz)	Reading (dBμV)	C.F (dB/m)	Measurement (dBμV/m)	Margin (dB)	Limit (dBμV/m)	Detector
1		2462.896	74.17	29.71	103.88	N/A	N/A	Peak
2		2483.500	26.99	29.76	56.76	-17.24	74.00	Peak
3	*	2495.589	29.20	29.79	58.99	-15.01	74.00	Peak

Notes:

1. " * ", means this data is the worst emission level.

2. C.F (dB/m) = Antenna Factor (dB/m) + Cable Loss (dB).

3. Measurement (dBμV/m) = Reading (dBμV) + C.F (dB/m).

Site	WJ-AC2	Test Date	2025-02-17
Temperature	20.3 °C	Humidity	33.1 %
Limit	FCC_2.4G_RE(3m)	Test Engineer	Bob Zhang
Factor	DRH18-E_07105	Polarity	Horizontal
EUT	Tri-band Wi-Fi 7 Mesh AP	Test Voltage	AC 120V/60Hz
Test Mode	Transmit by 802.11n-HT20 at 2462MHz		

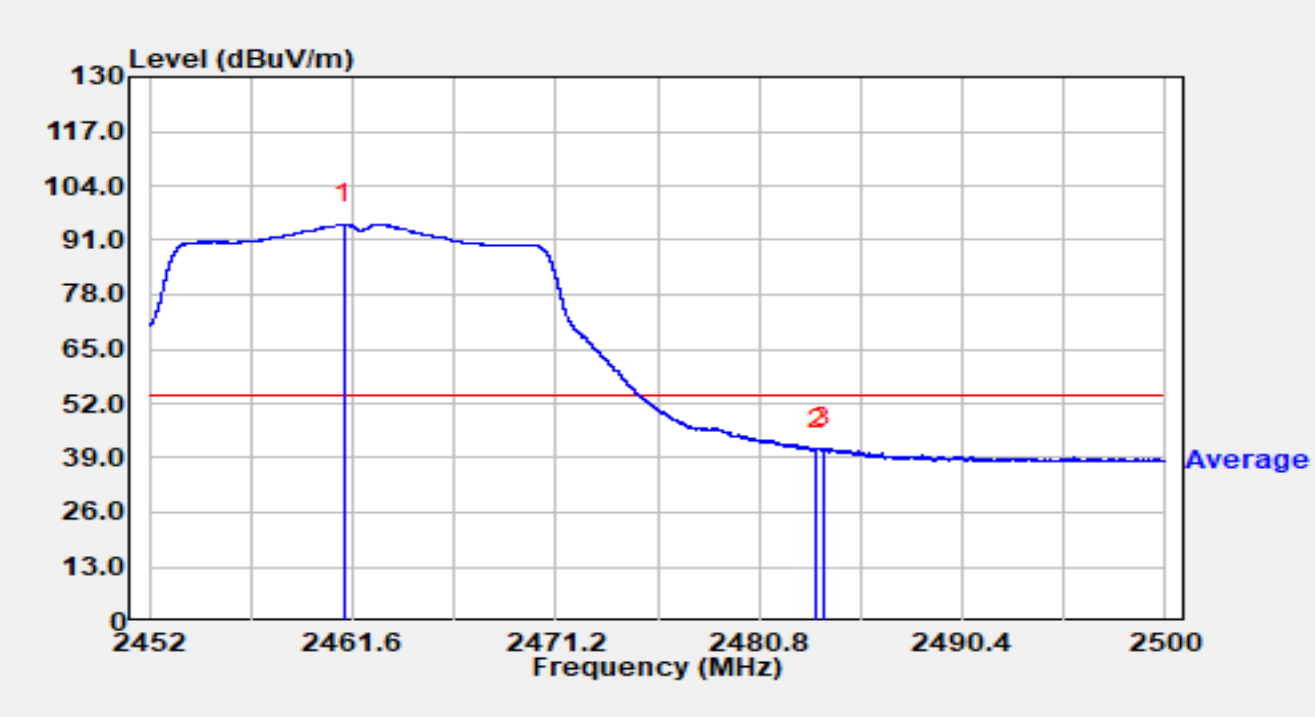

No	Mark	Frequency (MHz)	Reading (dBμV)	C.F (dB/m)	Measurement (dBμV/m)	Margin (dB)	Limit (dBμV/m)	Detector
1		2461.221	65.18	29.71	94.89	N/A	N/A	Average
2		2483.500	11.16	29.76	40.92	-13.08	54.00	Average
3	*	2483.819	11.48	29.77	41.25	-12.75	54.00	Average

Notes:

1. " * ", means this data is the worst emission level.

2. C.F (dB/m) = Antenna Factor (dB/m) + Cable Loss (dB).

3. Measurement (dBμV/m) = Reading (dBμV) + C.F (dB/m).

Site	WJ-AC2	Test Date	2025-02-17
Temperature	20.3 °C	Humidity	33.1 %
Limit	FCC_2.4G_RE(3m)	Test Engineer	Bob Zhang
Factor	DRH18-E_07105	Polarity	Vertical
EUT	Tri-band Wi-Fi 7 Mesh AP	Test Voltage	AC 120V/60Hz
Test Mode	Transmit by 802.11n-HT20 at 2462MHz		

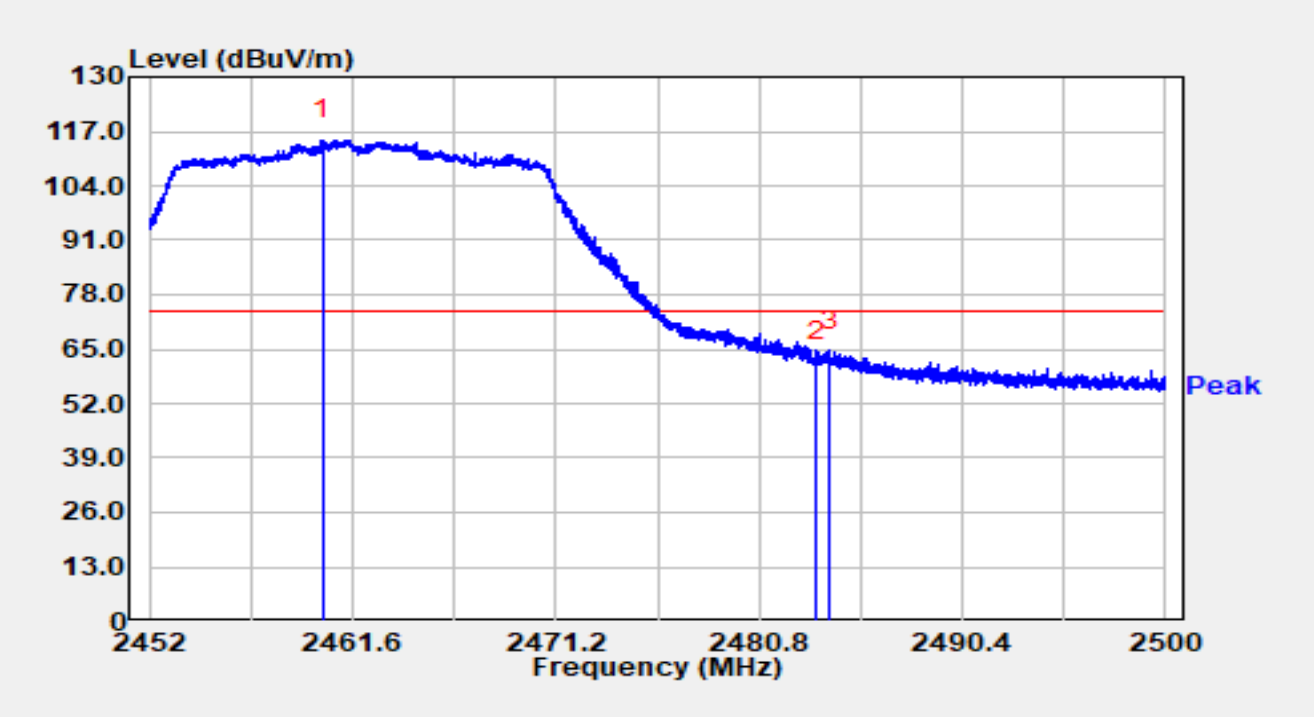

No	Mark	Frequency (MHz)	Reading (dBμV)	C.F (dB/m)	Measurement (dBμV/m)	Margin (dB)	Limit (dBμV/m)	Detector
1		2460.160	85.17	29.71	114.88	N/A	N/A	Peak
2		2483.500	32.30	29.76	62.07	-11.93	74.00	Peak
3	*	2484.155	34.78	29.77	64.54	-9.46	74.00	Peak

Notes:

1. " * ", means this data is the worst emission level.

2. C.F (dB/m) = Antenna Factor (dB/m) + Cable Loss (dB).

3. Measurement (dBμV/m) = Reading (dBμV) + C.F (dB/m).

Site	WJ-AC2	Test Date	2025-02-17
Temperature	20.3 °C	Humidity	33.1 %
Limit	FCC_2.4G_RE(3m)	Test Engineer	Bob Zhang
Factor	DRH18-E_07105	Polarity	Vertical
EUT	Tri-band Wi-Fi 7 Mesh AP	Test Voltage	AC 120V/60Hz
Test Mode	Transmit by 802.11n-HT20 at 2462MHz		

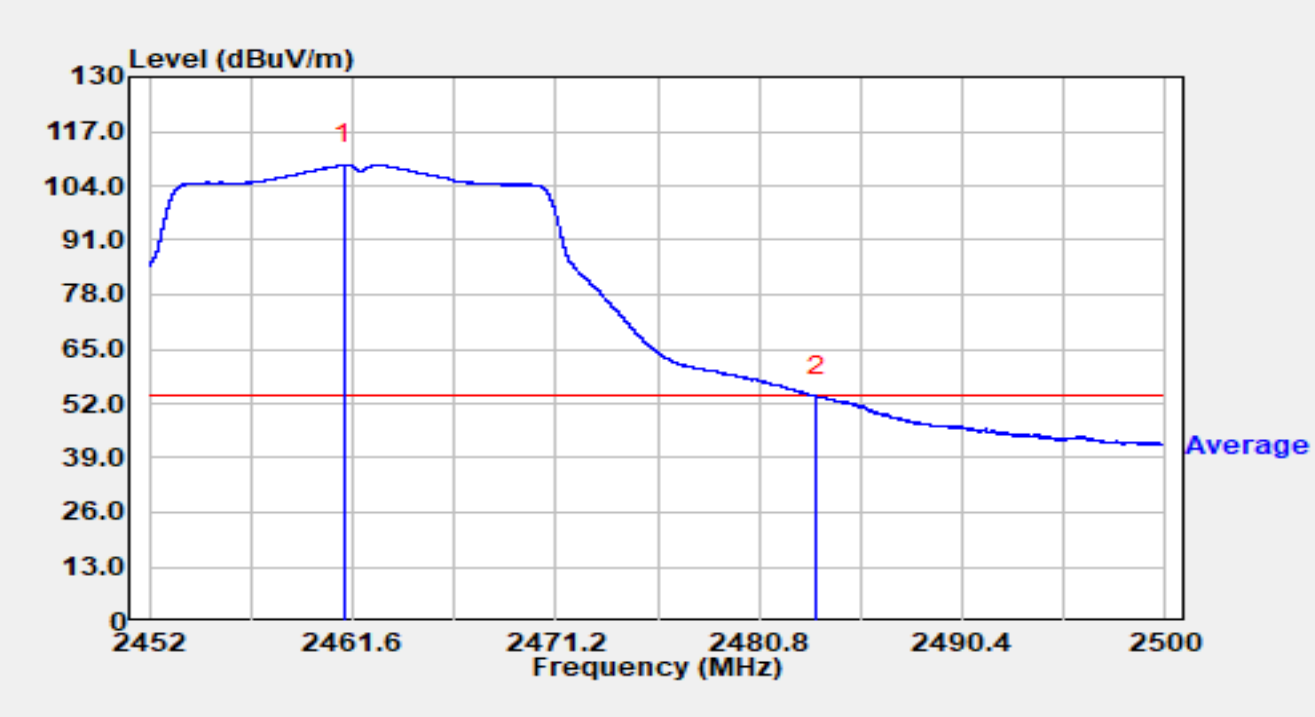

No	Mark	Frequency (MHz)	Reading (dBμV)	C.F (dB/m)	Measurement (dBμV/m)	Margin (dB)	Limit (dBμV/m)	Detector
1		2461.177	79.26	29.71	108.97	N/A	N/A	Average
2	*	2483.500	23.93	29.76	53.69	-0.31	54.00	Average

Notes:

1. " * ", means this data is the worst emission level.

2. C.F (dB/m) = Antenna Factor (dB/m) + Cable Loss (dB).

3. Measurement (dBμV/m) = Reading (dBμV) + C.F (dB/m).

Site	WJ-AC2	Test Date	2025-02-17
Temperature	20.3 °C	Humidity	33.1 %
Limit	FCC_2.4G_RE(3m)	Test Engineer	Bob Zhang
Factor	DRH18-E_07105	Polarity	Horizontal
EUT	Tri-band Wi-Fi 7 Mesh AP	Test Voltage	AC 120V/60Hz
Test Mode	Transmit by 802.11n-HT40 at 2422MHz		

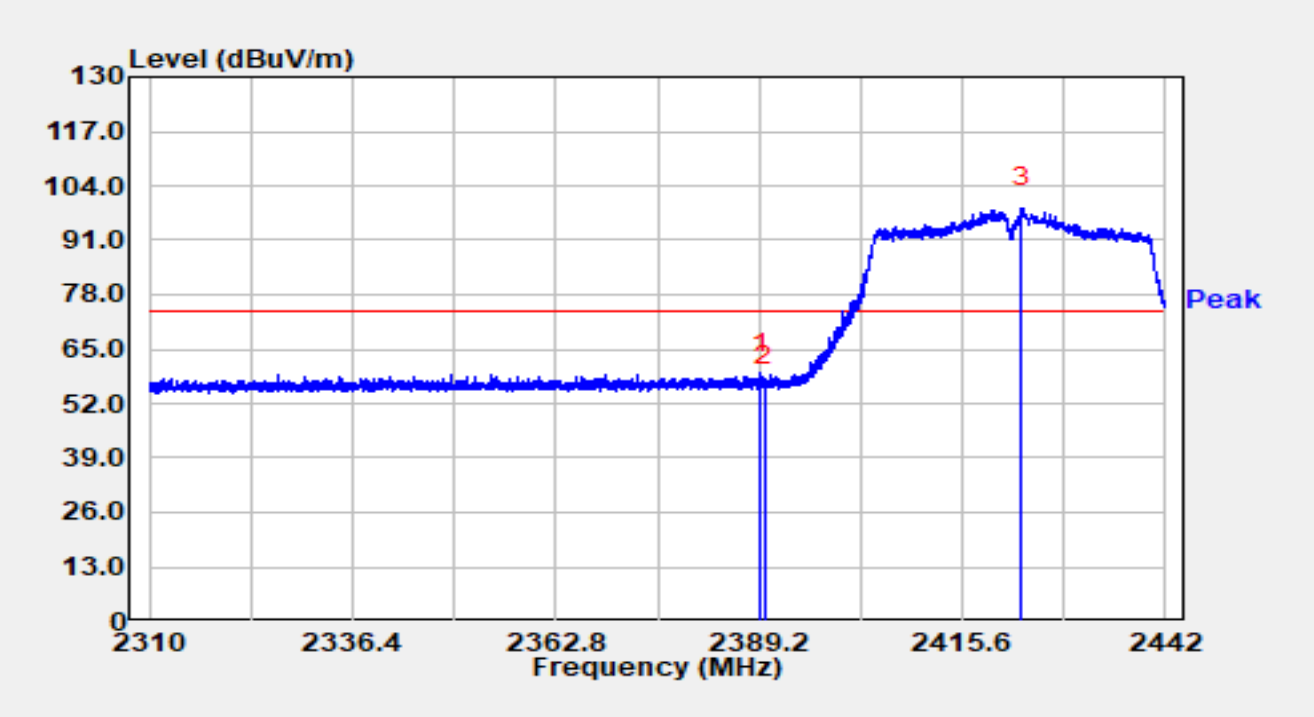

No	Mark	Frequency (MHz)	Reading (dBμV)	C.F (dB/m)	Measurement (dBμV/m)	Margin (dB)	Limit (dBμV/m)	Detector
1	*	2389.464	29.70	29.59	59.29	-14.71	74.00	Peak
2		2390.000	26.70	29.59	56.29	-17.71	74.00	Peak
3		2423.269	69.06	29.64	98.70	N/A	N/A	Peak

Notes:

1. " * ", means this data is the worst emission level.
2. C.F (dB/m) = Antenna Factor (dB/m) + Cable Loss (dB).
3. Measurement (dBμV/m) = Reading (dBμV) + C.F (dB/m).

Site	WJ-AC2	Test Date	2025-02-17
Temperature	20.3 °C	Humidity	33.1 %
Limit	FCC_2.4G_RE(3m)	Test Engineer	Bob Zhang
Factor	DRH18-E_07105	Polarity	Horizontal
EUT	Tri-band Wi-Fi 7 Mesh AP	Test Voltage	AC 120V/60Hz
Test Mode	Transmit by 802.11n-HT40 at 2422MHz		

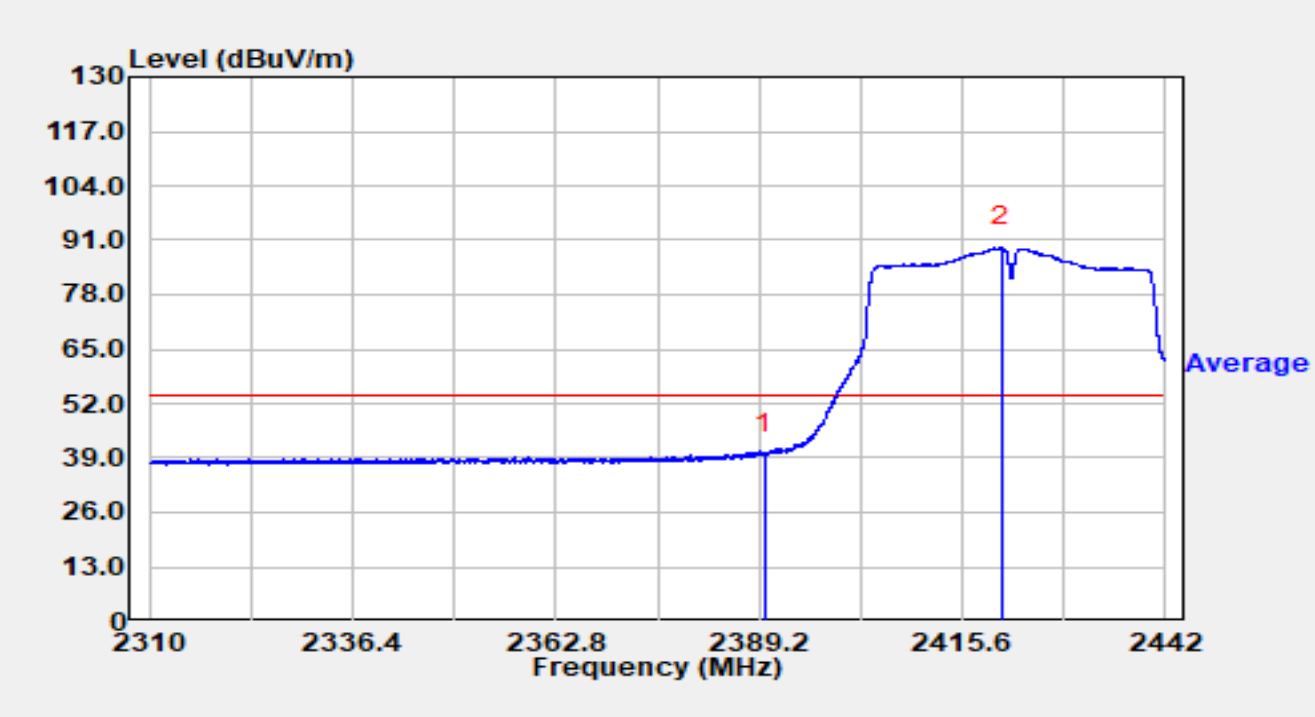

No	Mark	Frequency (MHz)	Reading (dBμV)	C.F (dB/m)	Measurement (dBμV/m)	Margin (dB)	Limit (dBμV/m)	Detector
1	*	2390.000	10.35	29.59	39.94	-14.06	54.00	Average
2		2420.774	59.72	29.63	89.35	N/A	N/A	Average

Notes:

1. " * ", means this data is the worst emission level.

2. C.F (dB/m) = Antenna Factor (dB/m) + Cable Loss (dB).

3. Measurement (dBμV/m) = Reading (dBμV) + C.F (dB/m).

Site	WJ-AC2	Test Date	2025-02-17
Temperature	20.3 °C	Humidity	33.1 %
Limit	FCC_2.4G_RE(3m)	Test Engineer	Bob Zhang
Factor	DRH18-E_07105	Polarity	Vertical
EUT	Tri-band Wi-Fi 7 Mesh AP	Test Voltage	AC 120V/60Hz
Test Mode	Transmit by 802.11n-HT40 at 2422MHz		

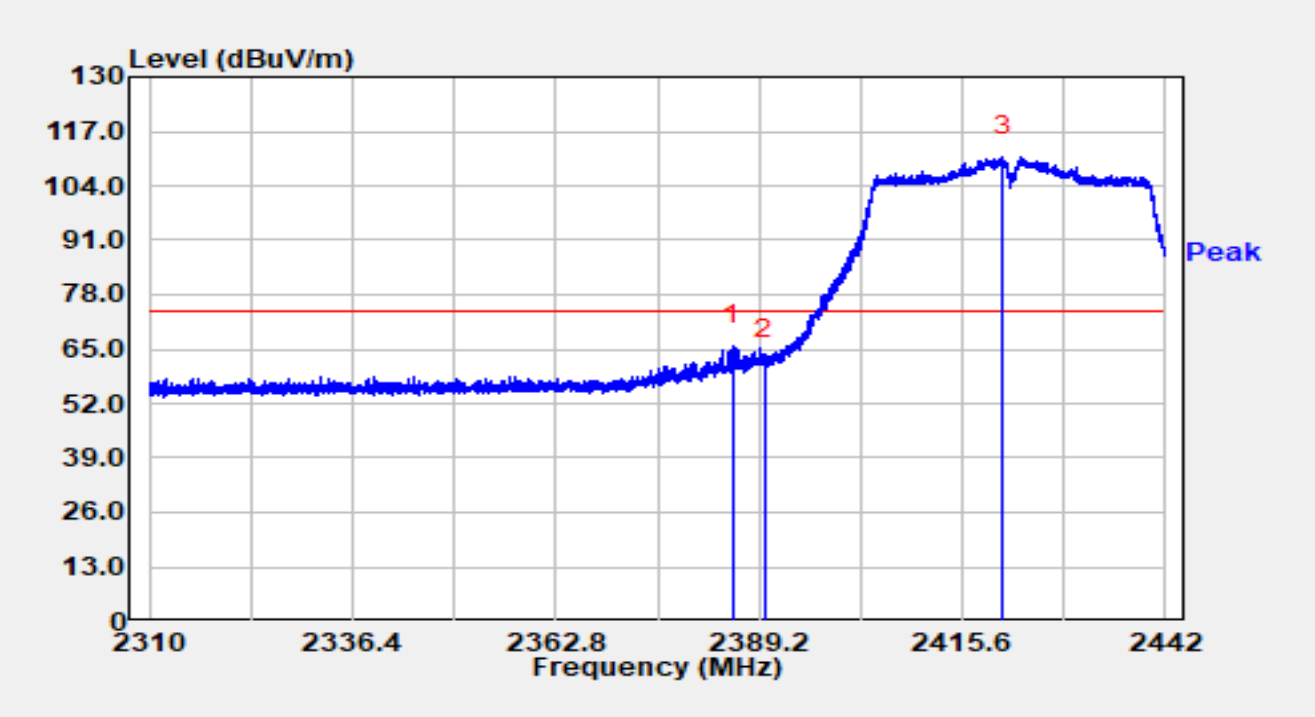

No	Mark	Frequency (MHz)	Reading (dBμV)	C.F (dB/m)	Measurement (dBμV/m)	Margin (dB)	Limit (dBμV/m)	Detector
1	*	2385.781	36.31	29.57	65.89	-8.11	74.00	Peak
2		2390.000	33.14	29.59	62.73	-11.27	74.00	Peak
3		2420.880	81.32	29.63	110.95	N/A	N/A	Peak

Notes:

1. " * ", means this data is the worst emission level.

2. C.F (dB/m) = Antenna Factor (dB/m) + Cable Loss (dB).

3. Measurement (dBμV/m) = Reading (dBμV) + C.F (dB/m).

Site	WJ-AC2	Test Date	2025-02-17
Temperature	20.3 °C	Humidity	33.1 %
Limit	FCC_2.4G_RE(3m)	Test Engineer	Bob Zhang
Factor	DRH18-E_07105	Polarity	Vertical
EUT	Tri-band Wi-Fi 7 Mesh AP	Test Voltage	AC 120V/60Hz
Test Mode	Transmit by 802.11n-HT40 at 2422MHz		

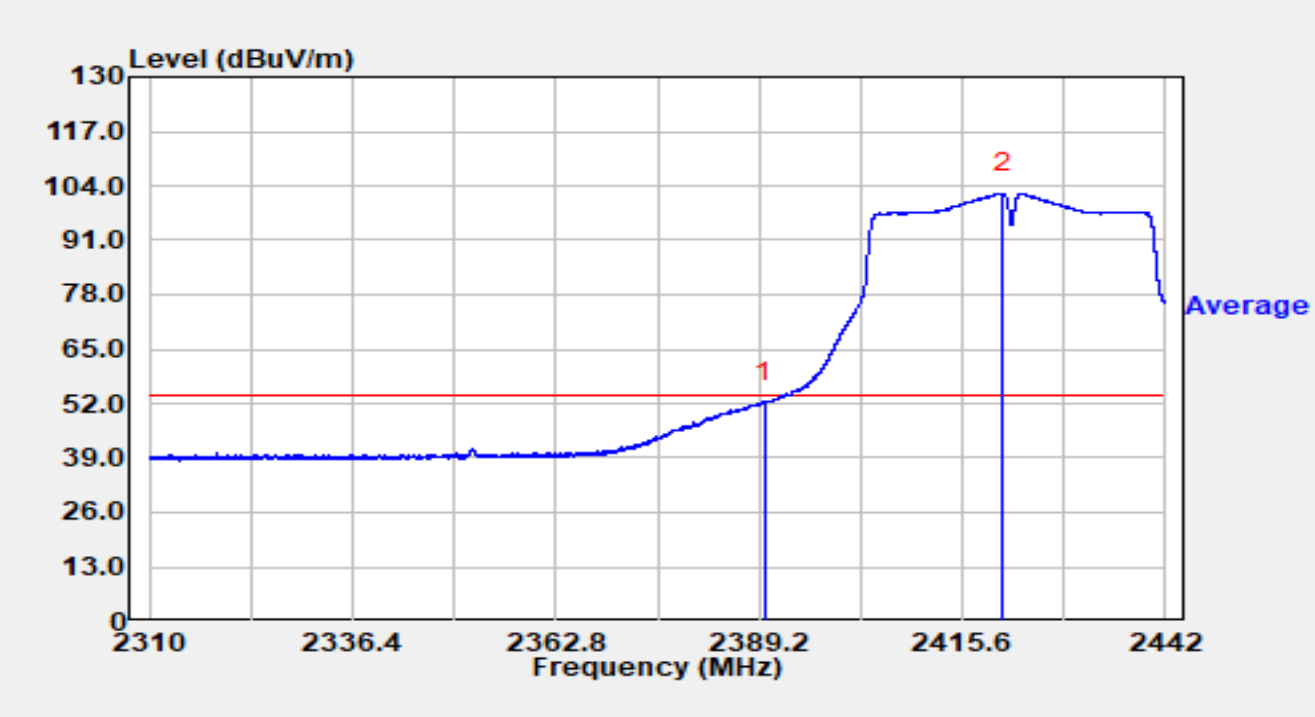

No	Mark	Frequency (MHz)	Reading (dBμV)	C.F (dB/m)	Measurement (dBμV/m)	Margin (dB)	Limit (dBμV/m)	Detector
1	*	2390.000	22.82	29.59	52.42	-1.58	54.00	Average
2		2420.827	72.50	29.63	102.13	N/A	N/A	Average

Notes:

1. " * ", means this data is the worst emission level.
2. C.F (dB/m) = Antenna Factor (dB/m) + Cable Loss (dB).
3. Measurement (dBμV/m) = Reading (dBμV) + C.F (dB/m).

Site	WJ-AC2	Test Date	2025-03-06
Temperature	24.7 °C	Humidity	33.1 %
Limit	FCC_2.4G_RE(3m)	Test Engineer	Bob Zhang
Factor	DRH18-E_07105	Polarity	Horizontal
EUT	Tri-band Wi-Fi 7 Mesh AP	Test Voltage	AC 120V/60Hz
Test Mode	Transmit by 802.11n-HT40 at 2427MHz		

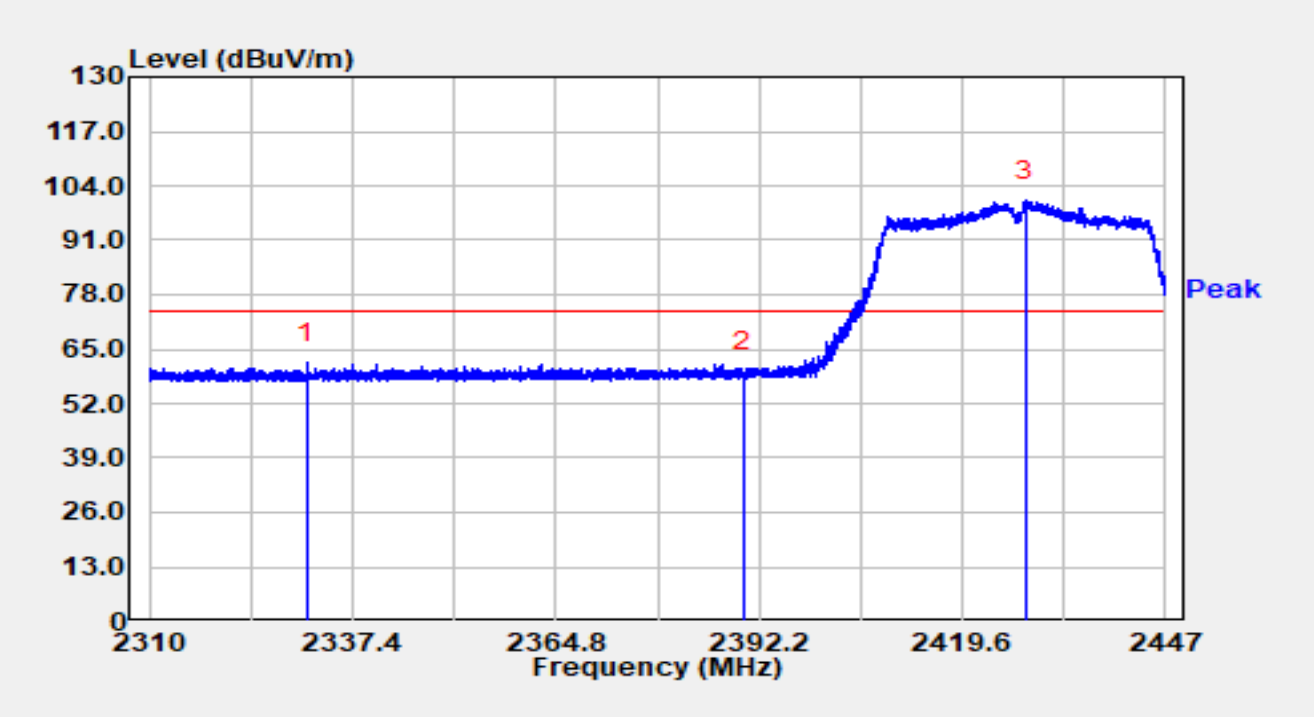

No	Mark	Frequency (MHz)	Reading (dBμV)	C.F (dB/m)	Measurement (dBμV/m)	Margin (dB)	Limit (dBμV/m)	Detector
1	*	2331.290	32.34	29.46	61.80	-12.20	74.00	Peak
2		2390.000	29.93	29.59	59.52	-14.48	74.00	Peak
3		2428.053	70.77	29.65	100.42	N/A	N/A	Peak

Notes:

1. " * ", means this data is the worst emission level.

2. C.F (dB/m) = Antenna Factor (dB/m) + Cable Loss (dB).

3. Measurement (dBμV/m) = Reading (dBμV) + C.F (dB/m).

Site	WJ-AC2	Test Date	2025-03-06
Temperature	24.7 °C	Humidity	33.1 %
Limit	FCC_2.4G_RE(3m)	Test Engineer	Bob Zhang
Factor	DRH18-E_07105	Polarity	Horizontal
EUT	Tri-band Wi-Fi 7 Mesh AP	Test Voltage	AC 120V/60Hz
Test Mode	Transmit by 802.11n-HT40 at 2427MHz		

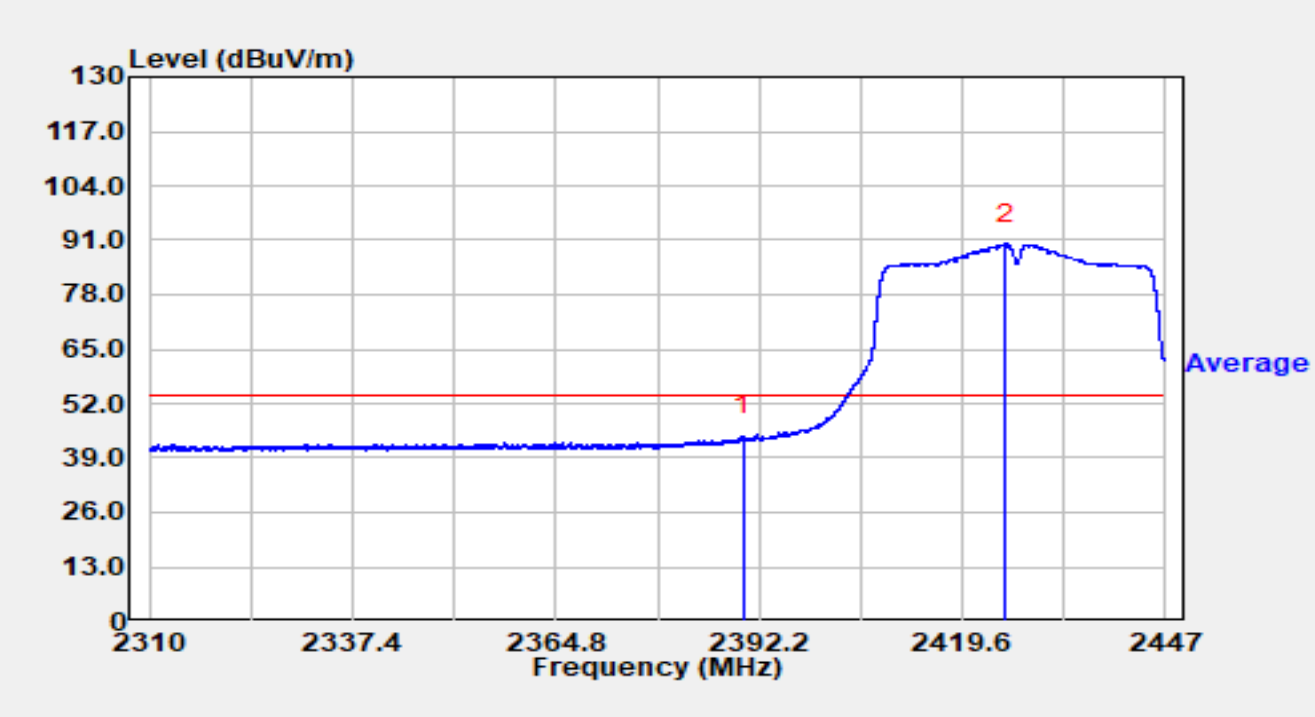

No	Mark	Frequency (MHz)	Reading (dBμV)	C.F (dB/m)	Measurement (dBμV/m)	Margin (dB)	Limit (dBμV/m)	Detector
1	*	2390.000	14.75	29.59	44.34	-9.66	54.00	Average
2		2425.491	60.51	29.64	90.15	N/A	N/A	Average

Notes:

1. " * ", means this data is the worst emission level.
2. C.F (dB/m) = Antenna Factor (dB/m) + Cable Loss (dB).
3. Measurement (dBμV/m) = Reading (dBμV) + C.F (dB/m).

Site	WJ-AC2	Test Date	2025-03-06
Temperature	24.7 °C	Humidity	33.1 %
Limit	FCC_2.4G_RE(3m)	Test Engineer	Bob Zhang
Factor	DRH18-E_07105	Polarity	Vertical
EUT	Tri-band Wi-Fi 7 Mesh AP	Test Voltage	AC 120V/60Hz
Test Mode	Transmit by 802.11n-HT40 at 2427MHz		

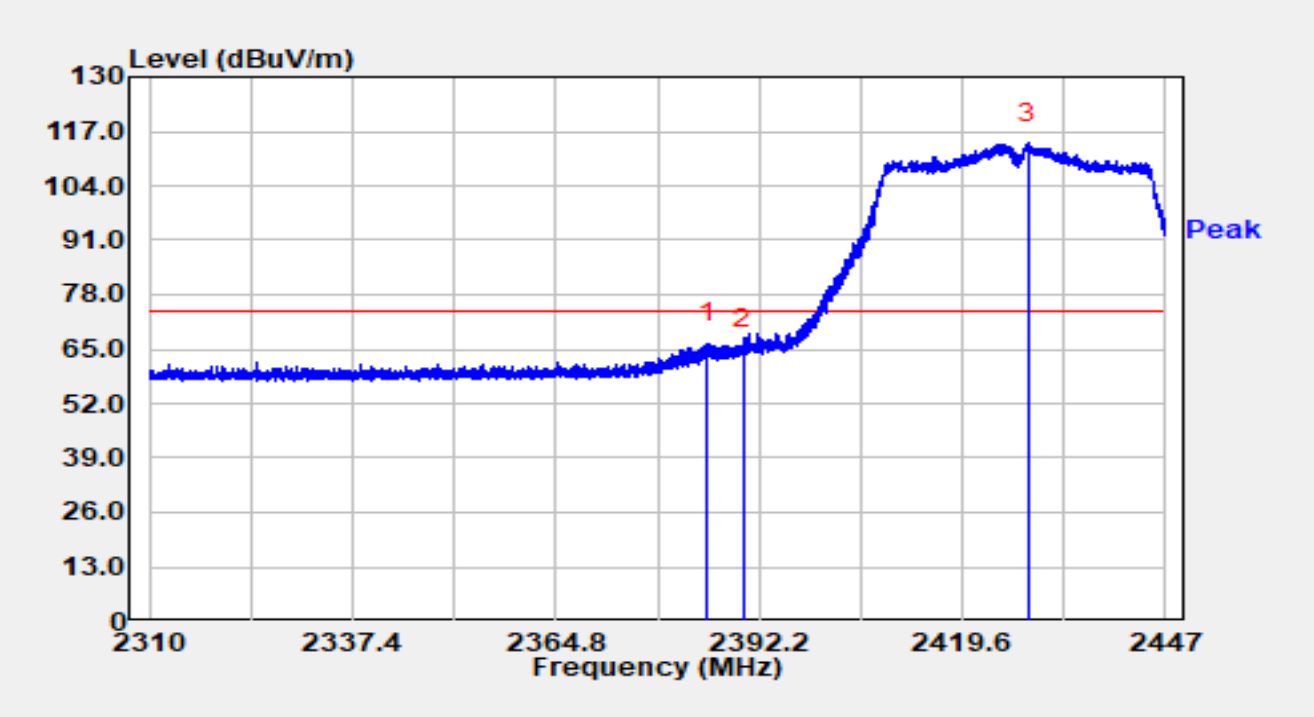

No	Mark	Frequency (MHz)	Reading (dBμV)	C.F (dB/m)	Measurement (dBμV/m)	Margin (dB)	Limit (dBμV/m)	Detector
1	*	2385.281	36.89	29.57	66.46	-7.54	74.00	Peak
2		2390.000	35.61	29.59	65.21	-8.79	74.00	Peak
3		2428.450	84.61	29.65	114.26	N/A	N/A	Peak

Notes:

1. " * ", means this data is the worst emission level.

2. C.F (dB/m) = Antenna Factor (dB/m) + Cable Loss (dB).

3. Measurement (dBμV/m) = Reading (dBμV) + C.F (dB/m).

Site	WJ-AC2	Test Date	2025-03-06
Temperature	24.7 °C	Humidity	33.1 %
Limit	FCC_2.4G_RE(3m)	Test Engineer	Bob Zhang
Factor	DRH18-E_07105	Polarity	Vertical
EUT	Tri-band Wi-Fi 7 Mesh AP	Test Voltage	AC 120V/60Hz
Test Mode	Transmit by 802.11n-HT40 at 2427MHz		

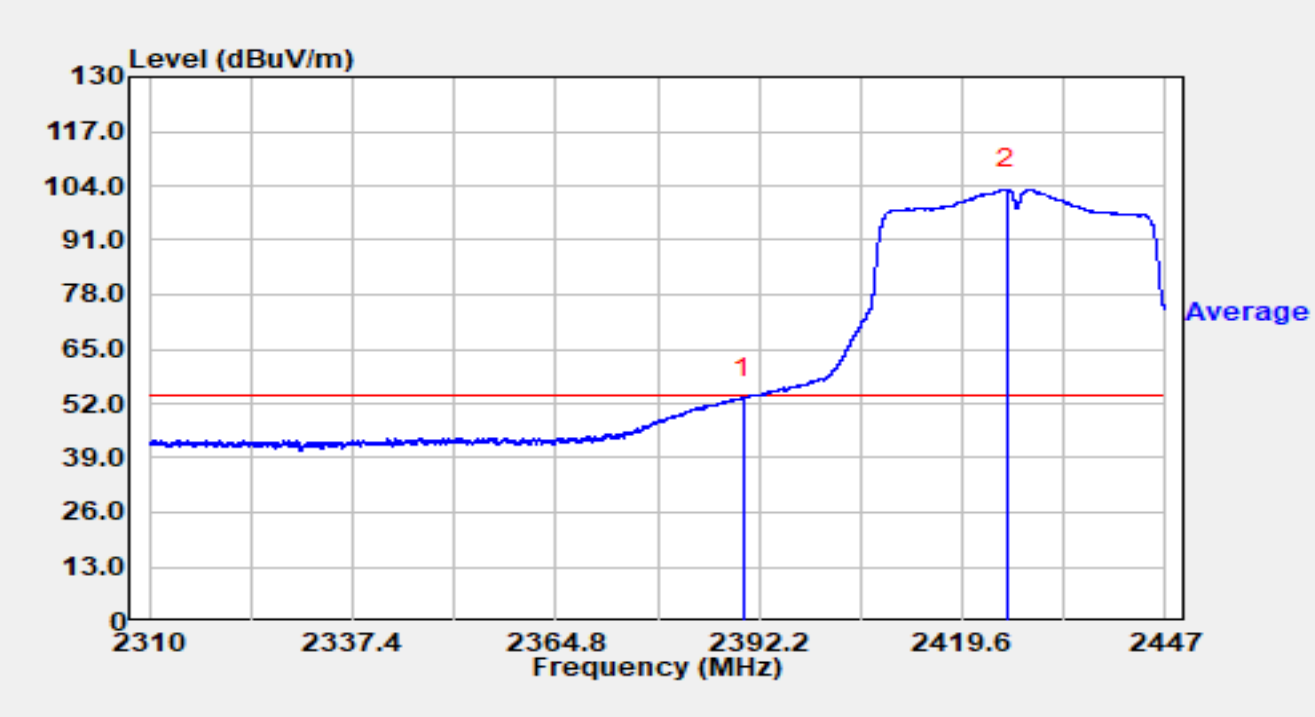

No	Mark	Frequency (MHz)	Reading (dBμV)	C.F (dB/m)	Measurement (dBμV/m)	Margin (dB)	Limit (dBμV/m)	Detector
1	*	2389.994	23.58	29.59	53.18	-0.82	54.00	Average
2		2425.669	73.61	29.64	103.26	N/A	N/A	Average

Notes:

1. " * ", means this data is the worst emission level.

2. C.F (dB/m) = Antenna Factor (dB/m) + Cable Loss (dB).

3. Measurement (dBμV/m) = Reading (dBμV) + C.F (dB/m).

Site	WJ-AC2	Test Date	2025-03-06
Temperature	24.7 °C	Humidity	33.1 %
Limit	FCC_2.4G_RE(3m)	Test Engineer	Bob Zhang
Factor	DRH18-E_07105	Polarity	Horizontal
EUT	Tri-band Wi-Fi 7 Mesh AP	Test Voltage	AC 120V/60Hz
Test Mode	Transmit by 802.11n-HT40 at 2432MHz		

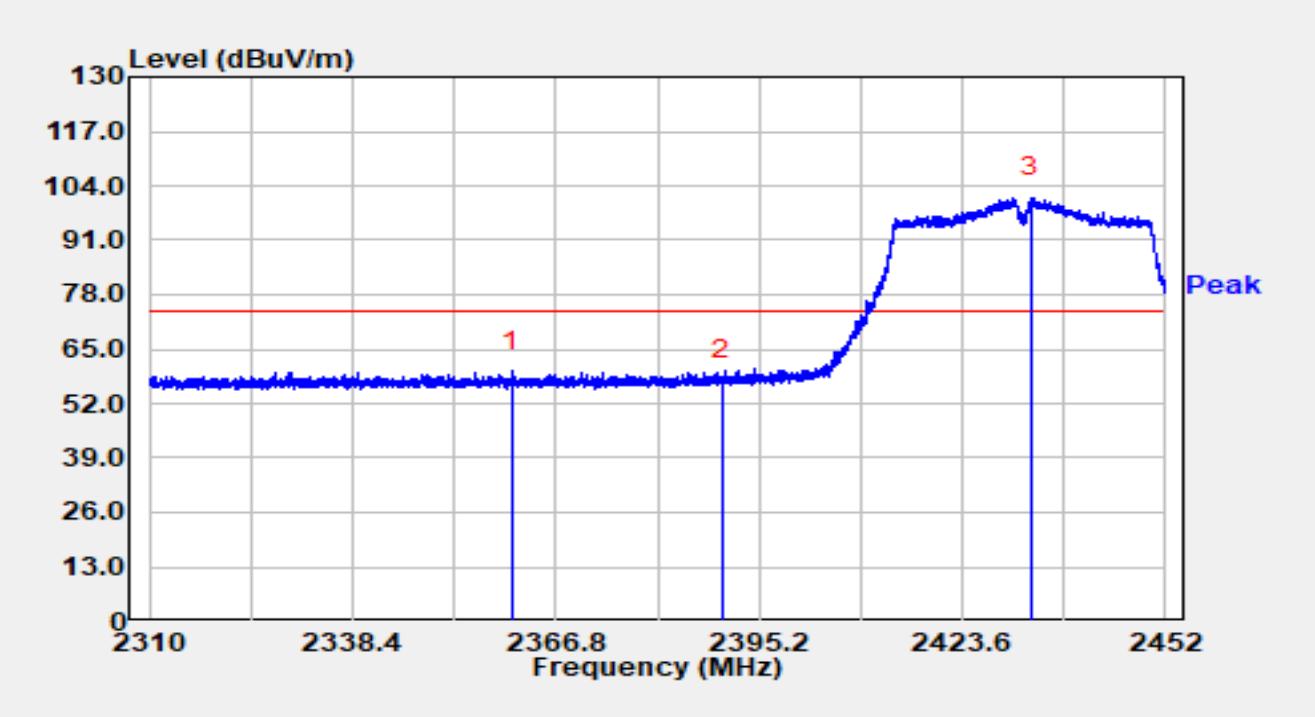

No	Mark	Frequency (MHz)	Reading (dBμV)	C.F (dB/m)	Measurement (dBμV/m)	Margin (dB)	Limit (dBμV/m)	Detector
1	*	2360.623	30.23	29.54	59.78	-14.22	74.00	Peak
2		2390.000	28.25	29.59	57.85	-16.15	74.00	Peak
3		2433.256	71.55	29.67	101.21	N/A	N/A	Peak

Notes:

1. " * ", means this data is the worst emission level.

2. C.F (dB/m) = Antenna Factor (dB/m) + Cable Loss (dB).

3. Measurement (dBμV/m) = Reading (dBμV) + C.F (dB/m).

Site	WJ-AC2	Test Date	2025-03-06
Temperature	24.7 °C	Humidity	33.1 %
Limit	FCC_2.4G_RE(3m)	Test Engineer	Bob Zhang
Factor	DRH18-E_07105	Polarity	Horizontal
EUT	Tri-band Wi-Fi 7 Mesh AP	Test Voltage	AC 120V/60Hz
Test Mode	Transmit by 802.11n-HT40 at 2432MHz		

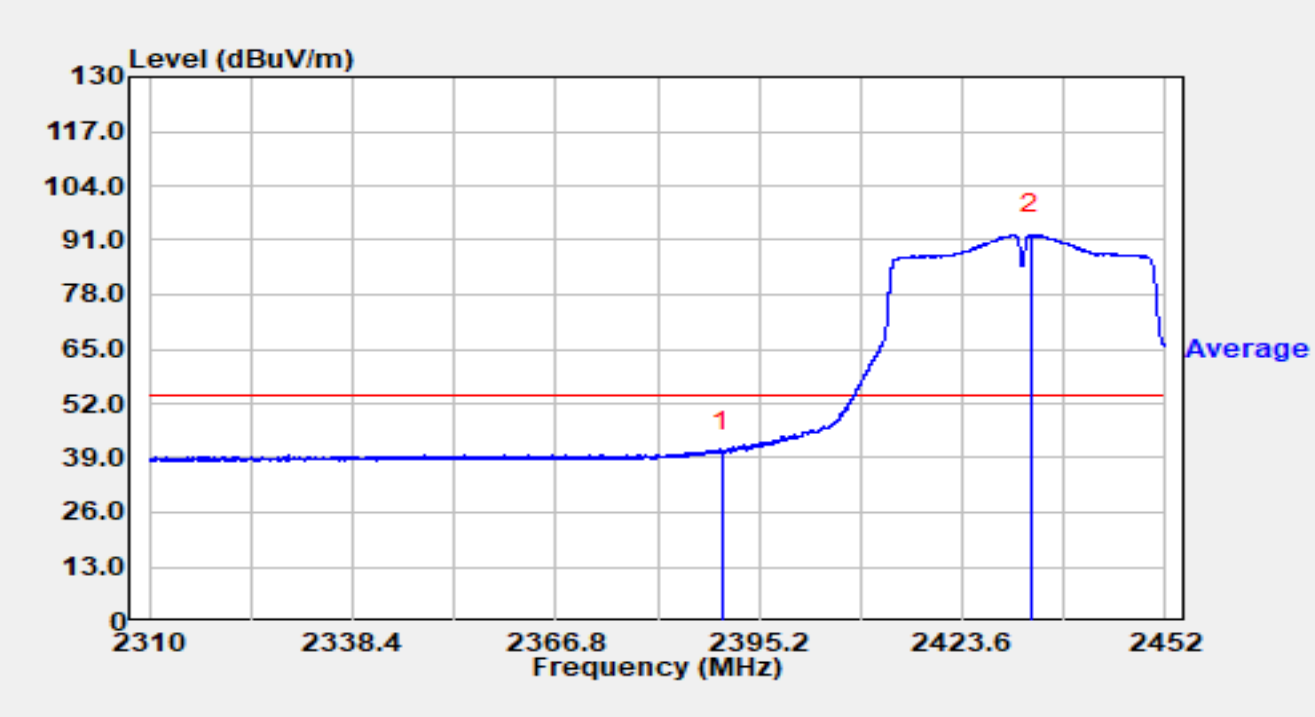

No	Mark	Frequency (MHz)	Reading (dBμV)	C.F (dB/m)	Measurement (dBμV/m)	Margin (dB)	Limit (dBμV/m)	Detector
1	*	2390.000	10.99	29.59	40.59	-13.41	54.00	Average
2		2433.199	62.74	29.67	92.41	N/A	N/A	Average

Notes:

1. " * ", means this data is the worst emission level.
2. C.F (dB/m) = Antenna Factor (dB/m) + Cable Loss (dB).
3. Measurement (dBμV/m) = Reading (dBμV) + C.F (dB/m).

Site	WJ-AC2	Test Date	2025-03-06
Temperature	24.7 °C	Humidity	33.1 %
Limit	FCC_2.4G_RE(3m)	Test Engineer	Bob Zhang
Factor	DRH18-E_07105	Polarity	Vertical
EUT	Tri-band Wi-Fi 7 Mesh AP	Test Voltage	AC 120V/60Hz
Test Mode	Transmit by 802.11n-HT40 at 2432MHz		

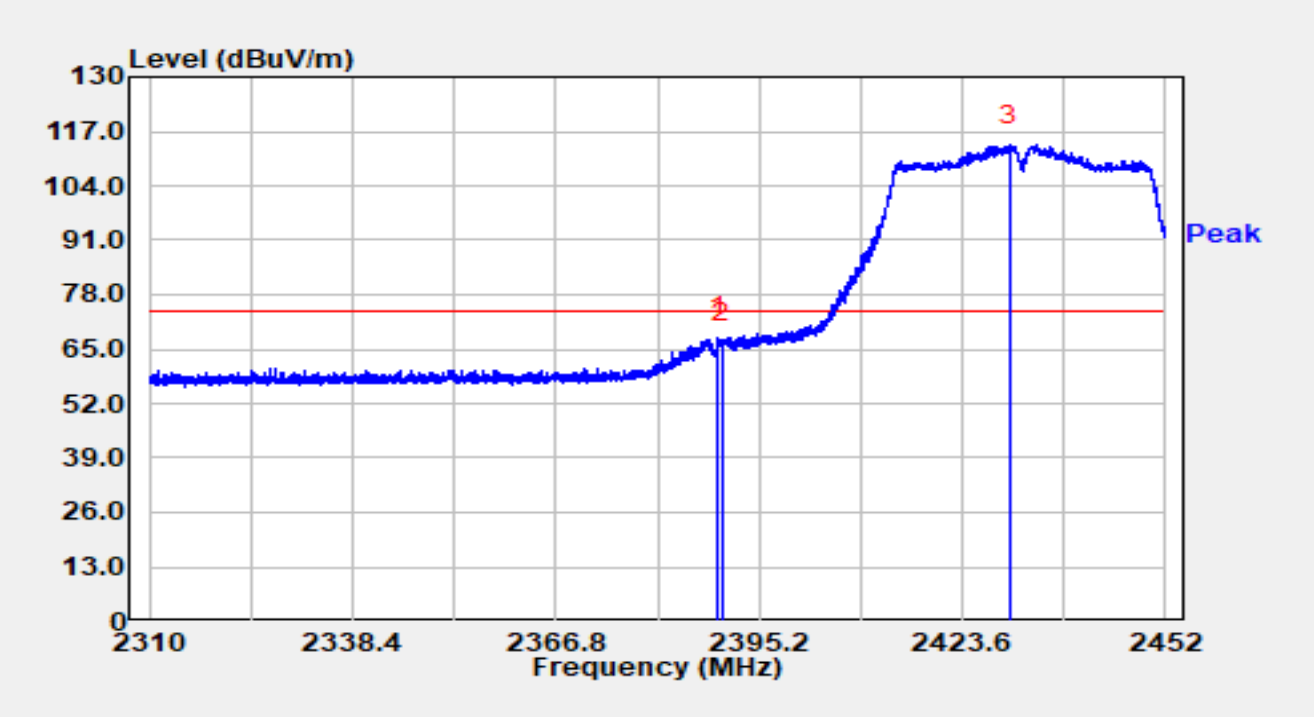

No	Mark	Frequency (MHz)	Reading (dBμV)	C.F (dB/m)	Measurement (dBμV/m)	Margin (dB)	Limit (dBμV/m)	Detector
1	*	2389.534	38.12	29.59	67.71	-6.29	74.00	Peak
2		2390.000	36.76	29.59	66.35	-7.65	74.00	Peak
3		2430.246	84.09	29.66	113.75	N/A	N/A	Peak

Notes:

1. " * ", means this data is the worst emission level.

2. C.F (dB/m) = Antenna Factor (dB/m) + Cable Loss (dB).

3. Measurement (dBμV/m) = Reading (dBμV) + C.F (dB/m).

Site	WJ-AC2	Test Date	2025-03-06
Temperature	24.7 °C	Humidity	33.1 %
Limit	FCC_2.4G_RE(3m)	Test Engineer	Bob Zhang
Factor	DRH18-E_07105	Polarity	Vertical
EUT	Tri-band Wi-Fi 7 Mesh AP	Test Voltage	AC 120V/60Hz
Test Mode	Transmit by 802.11n-HT40 at 2432MHz		

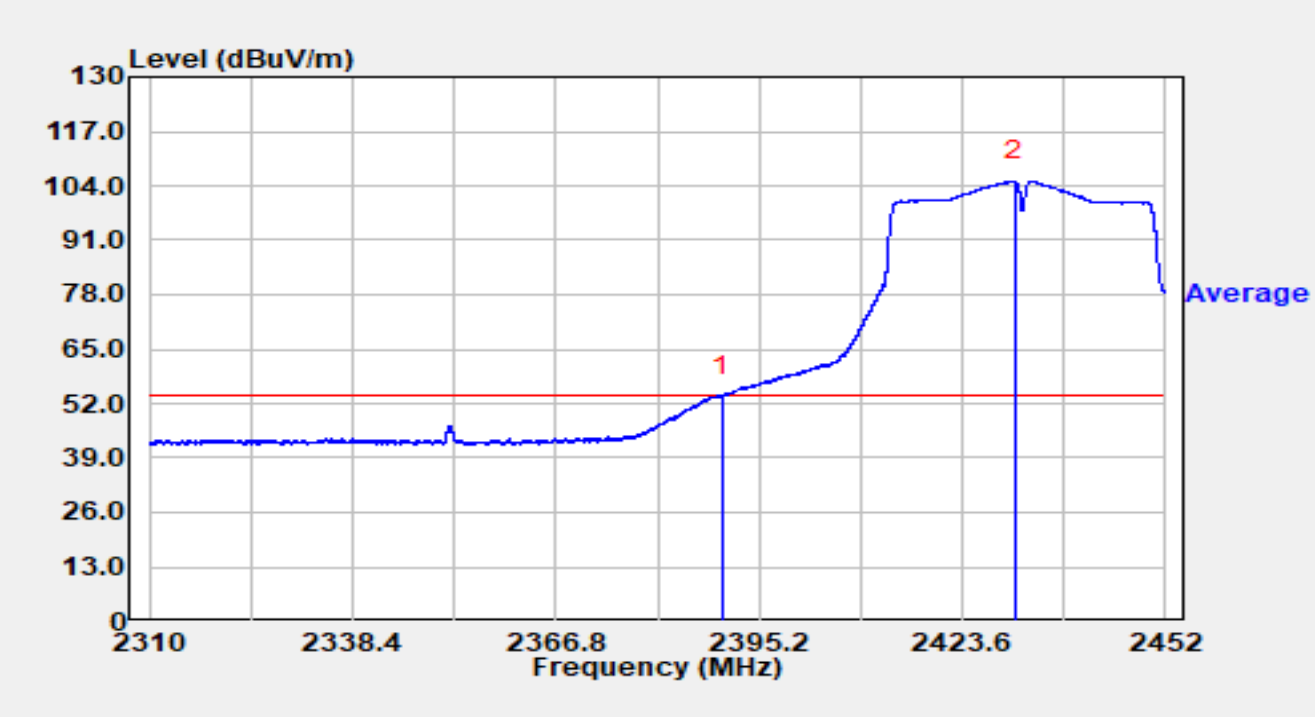

No	Mark	Frequency (MHz)	Reading (dBμV)	C.F (dB/m)	Measurement (dBμV/m)	Margin (dB)	Limit (dBμV/m)	Detector
1	*	2390.000	24.24	29.59	53.83	-0.17	54.00	Average
2		2430.870	75.55	29.66	105.21	N/A	N/A	Average

Notes:

1. " * ", means this data is the worst emission level.

2. C.F (dB/m) = Antenna Factor (dB/m) + Cable Loss (dB).

3. Measurement (dBμV/m) = Reading (dBμV) + C.F (dB/m).

Site	WJ-AC2	Test Date	2025-03-05
Temperature	24.7 °C	Humidity	33.1 %
Limit	FCC_2.4G_RE(3m)	Test Engineer	Carl Jiang
Factor	DRH18-E_07105	Polarity	Horizontal
EUT	Tri-band Wi-Fi 7 Mesh AP	Test Voltage	AC 120V/60Hz
Test Mode	Transmit by 802.11n-HT40 at 2437MHz		

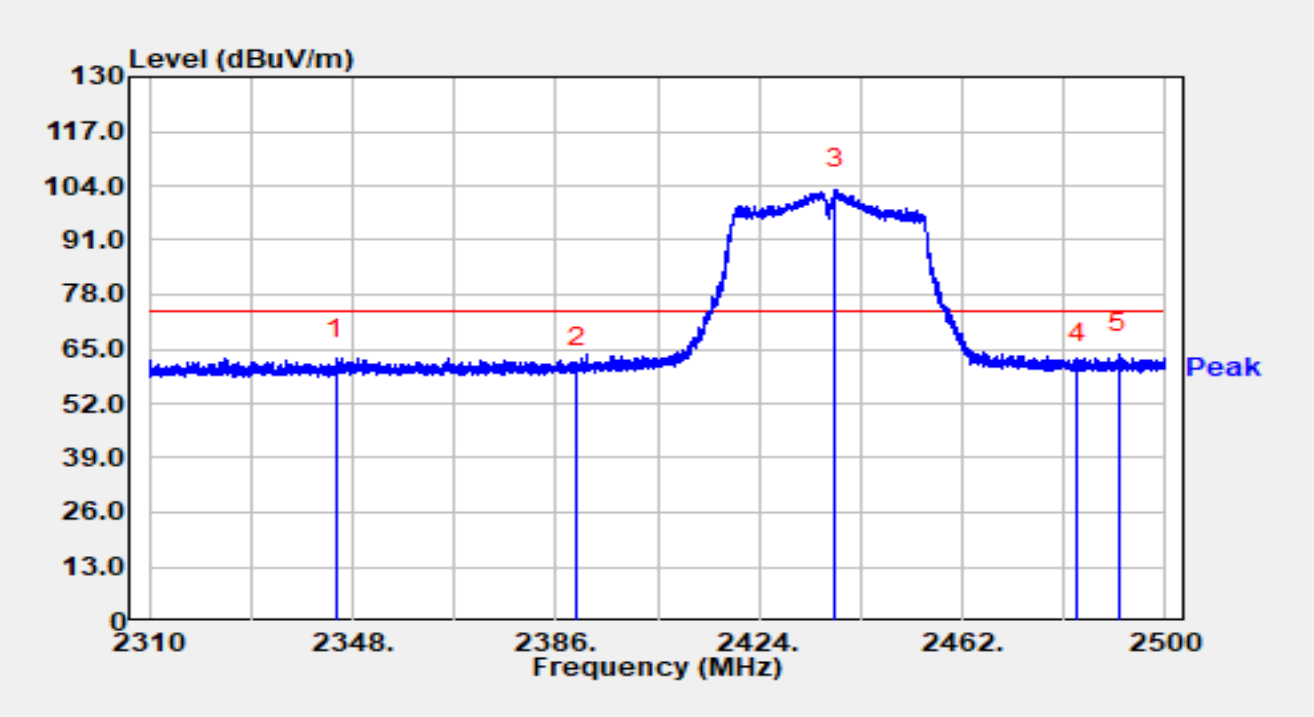

No	Mark	Frequency (MHz)	Reading (dBμV)	C.F (dB/m)	Measurement (dBμV/m)	Margin (dB)	Limit (dBμV/m)	Detector
1		2344.884	33.24	29.50	62.74	-11.26	74.00	Peak
2		2390.000	30.83	29.59	60.42	-13.58	74.00	Peak
3		2438.345	73.47	29.68	103.15	N/A	N/A	Peak
4		2483.500	32.00	29.76	61.77	-12.23	74.00	Peak
5	*	2491.203	34.07	29.79	63.86	-10.14	74.00	Peak

Notes:

1. " * ", means this data is the worst emission level.

2. C.F (dB/m) = Antenna Factor (dB/m) + Cable Loss (dB).

3. Measurement (dBμV/m) = Reading (dBμV) + C.F (dB/m).

Site	WJ-AC2	Test Date	2025-03-05
Temperature	24.7 °C	Humidity	33.1 %
Limit	FCC_2.4G_RE(3m)	Test Engineer	Carl Jiang
Factor	DRH18-E_07105	Polarity	Horizontal
EUT	Tri-band Wi-Fi 7 Mesh AP	Test Voltage	AC 120V/60Hz
Test Mode	Transmit by 802.11n-HT40 at 2437MHz		

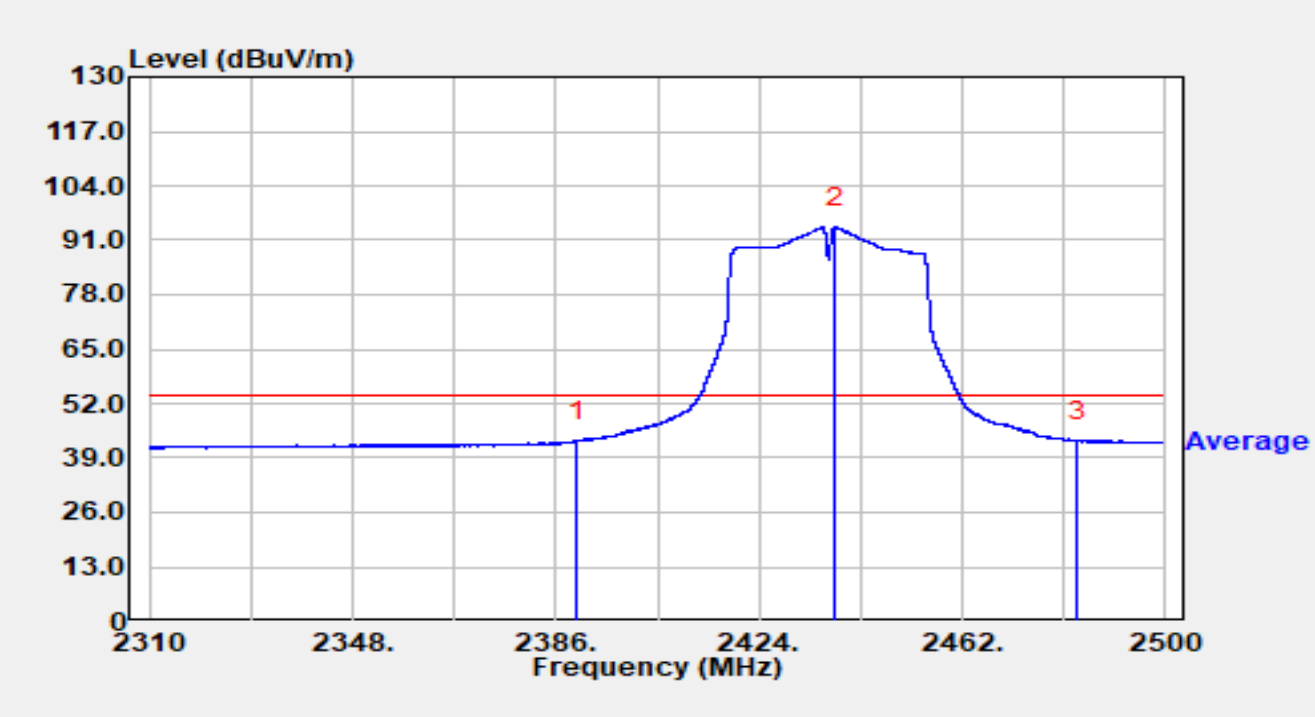

No	Mark	Frequency (MHz)	Reading (dBμV)	C.F (dB/m)	Measurement (dBμV/m)	Margin (dB)	Limit (dBμV/m)	Detector
1		2390.000	13.38	29.59	42.97	-11.03	54.00	Average
2		2438.174	64.40	29.68	94.08	N/A	N/A	Average
3	*	2483.500	13.38	29.76	43.14	-10.86	54.00	Average

Notes:

1. " * ", means this data is the worst emission level.

2. C.F (dB/m) = Antenna Factor (dB/m) + Cable Loss (dB).

3. Measurement (dBμV/m) = Reading (dBμV) + C.F (dB/m).

Site	WJ-AC2	Test Date	2025-03-05
Temperature	24.7 °C	Humidity	33.1 %
Limit	FCC_2.4G_RE(3m)	Test Engineer	Carl Jiang
Factor	DRH18-E_07105	Polarity	Vertical
EUT	Tri-band Wi-Fi 7 Mesh AP	Test Voltage	AC 120V/60Hz
Test Mode	Transmit by 802.11n-HT40 at 2437MHz		

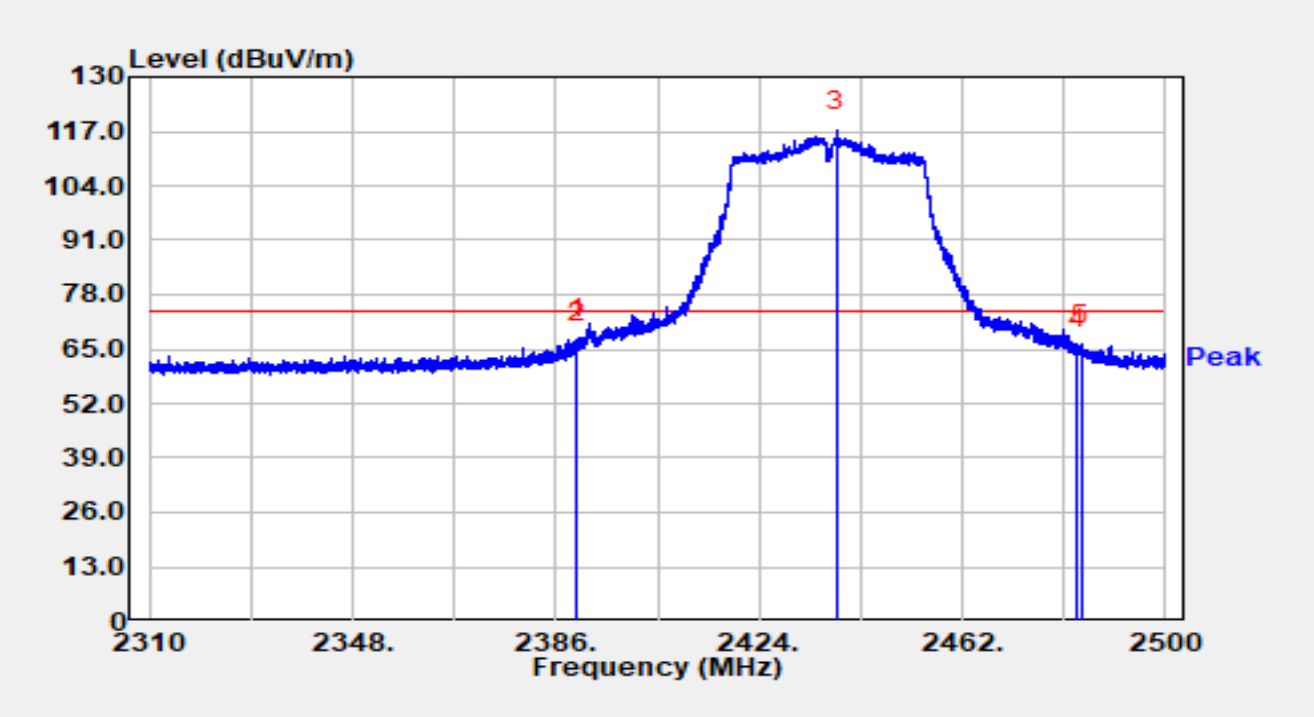

No	Mark	Frequency (MHz)	Reading (dBμV)	C.F (dB/m)	Measurement (dBμV/m)	Margin (dB)	Limit (dBμV/m)	Detector
1	*	2389.876	37.78	29.59	67.37	-6.63	74.00	Peak
2		2390.000	36.70	29.59	66.30	-7.70	74.00	Peak
3		2438.421	87.39	29.68	117.06	N/A	N/A	Peak
4		2483.500	35.28	29.76	65.05	-8.95	74.00	Peak
5		2484.154	36.36	29.77	66.13	-7.87	74.00	Peak

Notes:

1. " * ", means this data is the worst emission level.

2. C.F (dB/m) = Antenna Factor (dB/m) + Cable Loss (dB).

3. Measurement (dBμV/m) = Reading (dBμV) + C.F (dB/m).

Site	WJ-AC2	Test Date	2025-03-05
Temperature	24.7 °C	Humidity	33.1 %
Limit	FCC_2.4G_RE(3m)	Test Engineer	Carl Jiang
Factor	DRH18-E_07105	Polarity	Vertical
EUT	Tri-band Wi-Fi 7 Mesh AP	Test Voltage	AC 120V/60Hz
Test Mode	Transmit by 802.11n-HT40 at 2437MHz		

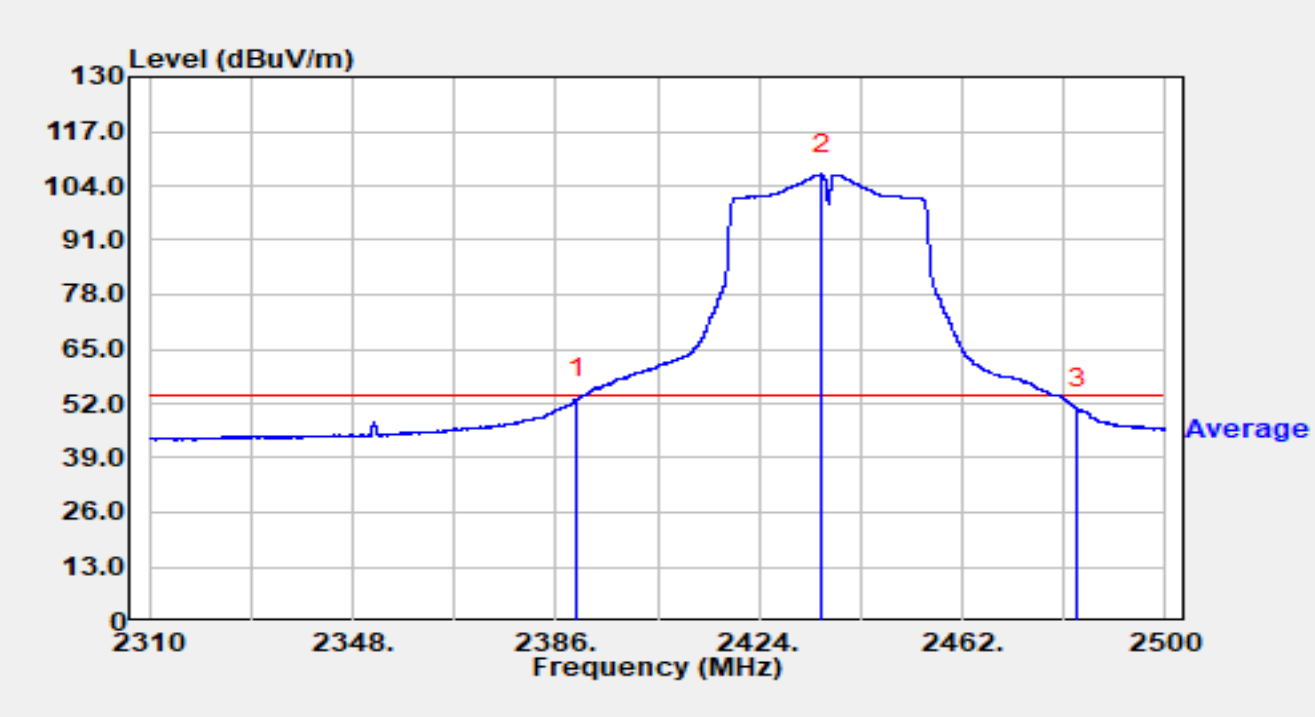

No	Mark	Frequency (MHz)	Reading (dBμV)	C.F (dB/m)	Measurement (dBμV/m)	Margin (dB)	Limit (dBμV/m)	Detector
1	*	2390.000	23.53	29.59	53.12	-0.88	54.00	Average
2		2435.818	77.05	29.67	106.73	N/A	N/A	Average
3		2483.500	21.01	29.76	50.77	-3.23	54.00	Average

Notes:

1. " * ", means this data is the worst emission level.

2. C.F (dB/m) = Antenna Factor (dB/m) + Cable Loss (dB).

3. Measurement (dBμV/m) = Reading (dBμV) + C.F (dB/m).

Site	WJ-AC2	Test Date	2025-03-06
Temperature	24.7 °C	Humidity	33.1 %
Limit	FCC_2.4G_RE(3m)	Test Engineer	Bob Zhang
Factor	DRH18-E_07105	Polarity	Horizontal
EUT	Tri-band Wi-Fi 7 Mesh AP	Test Voltage	AC 120V/60Hz
Test Mode	Transmit by 802.11n-HT40 at 2447MHz		

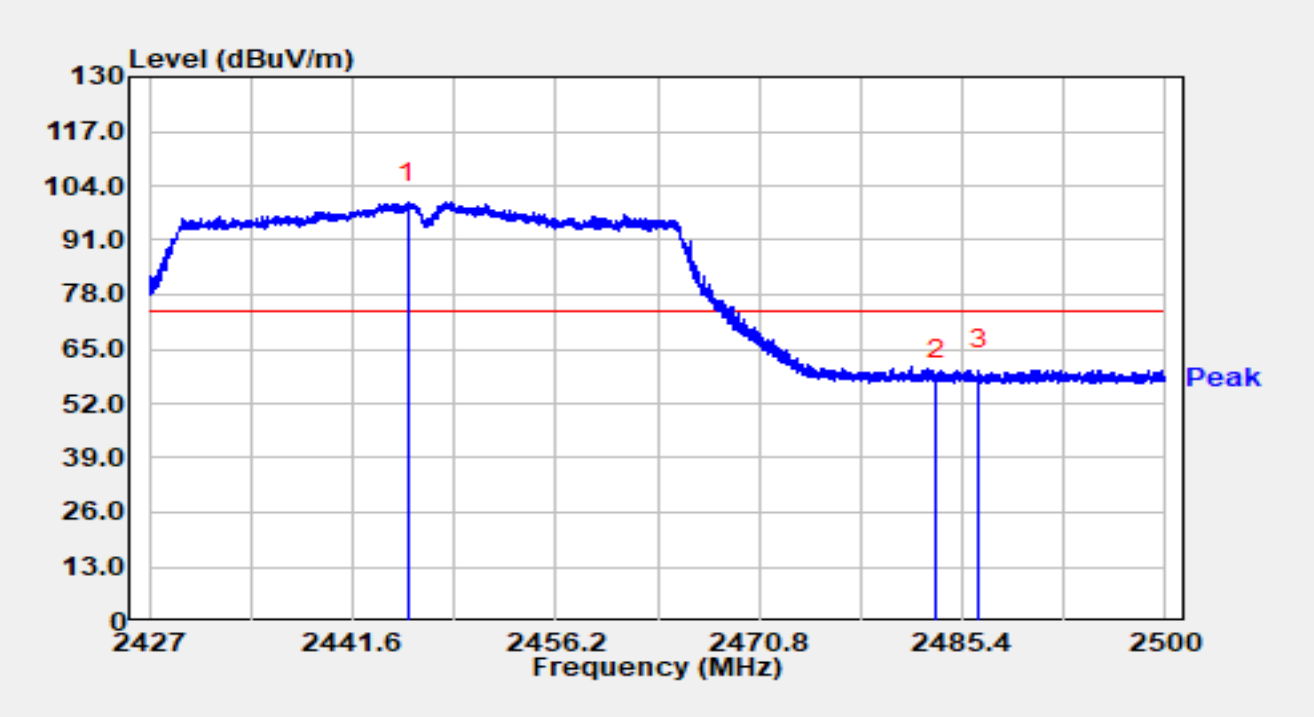

No	Mark	Frequency (MHz)	Reading (dBμV)	C.F (dB/m)	Measurement (dBμV/m)	Margin (dB)	Limit (dBμV/m)	Detector
1		2445.600	70.27	29.69	99.95	N/A	N/A	Peak
2		2483.500	28.08	29.76	57.84	-16.16	74.00	Peak
3	*	2486.604	30.21	29.77	59.99	-14.01	74.00	Peak

Notes:

1. " * ", means this data is the worst emission level.

2. C.F (dB/m) = Antenna Factor (dB/m) + Cable Loss (dB).

3. Measurement (dBμV/m) = Reading (dBμV) + C.F (dB/m).

Site	WJ-AC2	Test Date	2025-03-06
Temperature	24.7 °C	Humidity	33.1 %
Limit	FCC_2.4G_RE(3m)	Test Engineer	Bob Zhang
Factor	DRH18-E_07105	Polarity	Horizontal
EUT	Tri-band Wi-Fi 7 Mesh AP	Test Voltage	AC 120V/60Hz
Test Mode	Transmit by 802.11n-HT40 at 2447MHz		

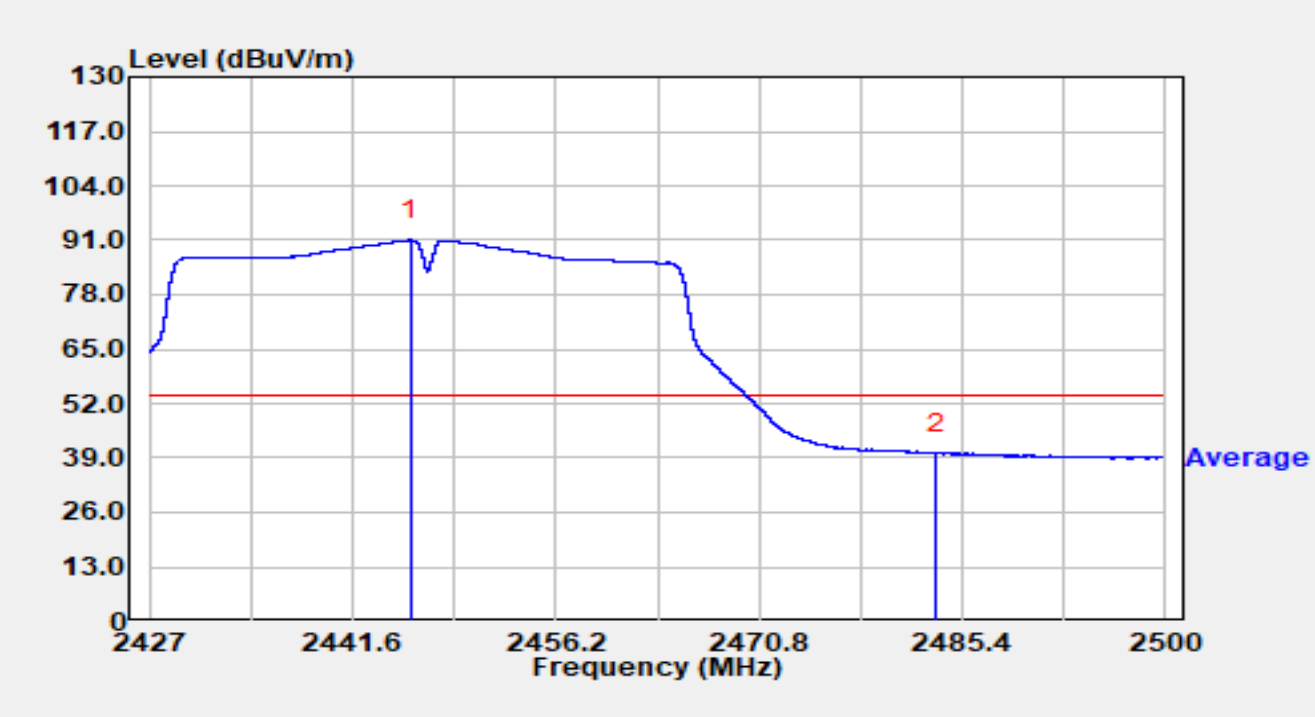

No	Mark	Frequency (MHz)	Reading (dBμV)	C.F (dB/m)	Measurement (dBμV/m)	Margin (dB)	Limit (dBμV/m)	Detector
1		2445.746	61.36	29.69	91.05	N/A	N/A	Average
2	*	2483.500	10.31	29.76	40.08	-13.92	54.00	Average

Notes:

1. " * ", means this data is the worst emission level.

2. C.F (dB/m) = Antenna Factor (dB/m) + Cable Loss (dB).

3. Measurement (dBμV/m) = Reading (dBμV) + C.F (dB/m).

Site	WJ-AC2	Test Date	2025-03-06
Temperature	24.7 °C	Humidity	33.1 %
Limit	FCC_2.4G_RE(3m)	Test Engineer	Bob Zhang
Factor	DRH18-E_07105	Polarity	Vertical
EUT	Tri-band Wi-Fi 7 Mesh AP	Test Voltage	AC 120V/60Hz
Test Mode	Transmit by 802.11n-HT40 at 2447MHz		

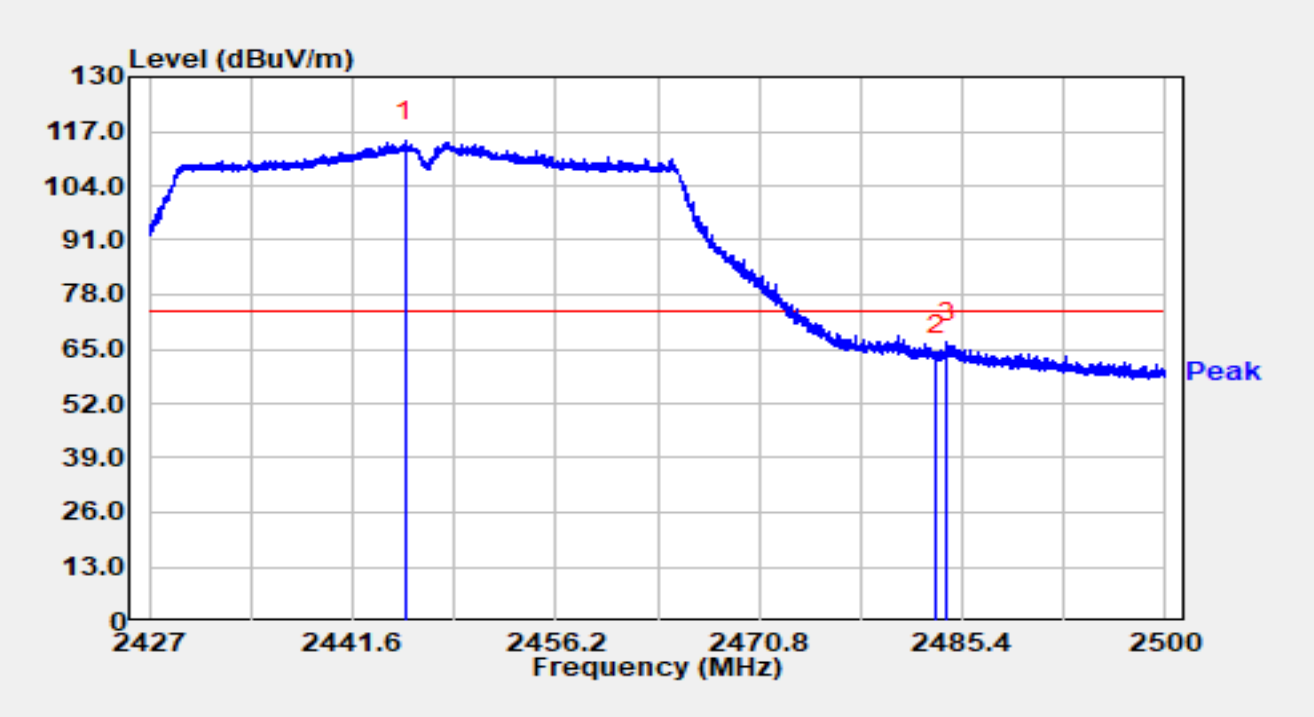

No	Mark	Frequency (MHz)	Reading (dBμV)	C.F (dB/m)	Measurement (dBμV/m)	Margin (dB)	Limit (dBμV/m)	Detector
1		2445.389	85.02	29.69	114.70	N/A	N/A	Peak
2		2483.500	33.81	29.76	63.58	-10.42	74.00	Peak
3	*	2484.298	36.81	29.77	66.58	-7.42	74.00	Peak

Notes:

1. " * ", means this data is the worst emission level.

2. C.F (dB/m) = Antenna Factor (dB/m) + Cable Loss (dB).

3. Measurement (dBμV/m) = Reading (dBμV) + C.F (dB/m).

Site	WJ-AC2	Test Date	2025-03-06
Temperature	24.7 °C	Humidity	33.1 %
Limit	FCC_2.4G_RE(3m)	Test Engineer	Bob Zhang
Factor	DRH18-E_07105	Polarity	Vertical
EUT	Tri-band Wi-Fi 7 Mesh AP	Test Voltage	AC 120V/60Hz
Test Mode	Transmit by 802.11n-HT40 at 2447MHz		

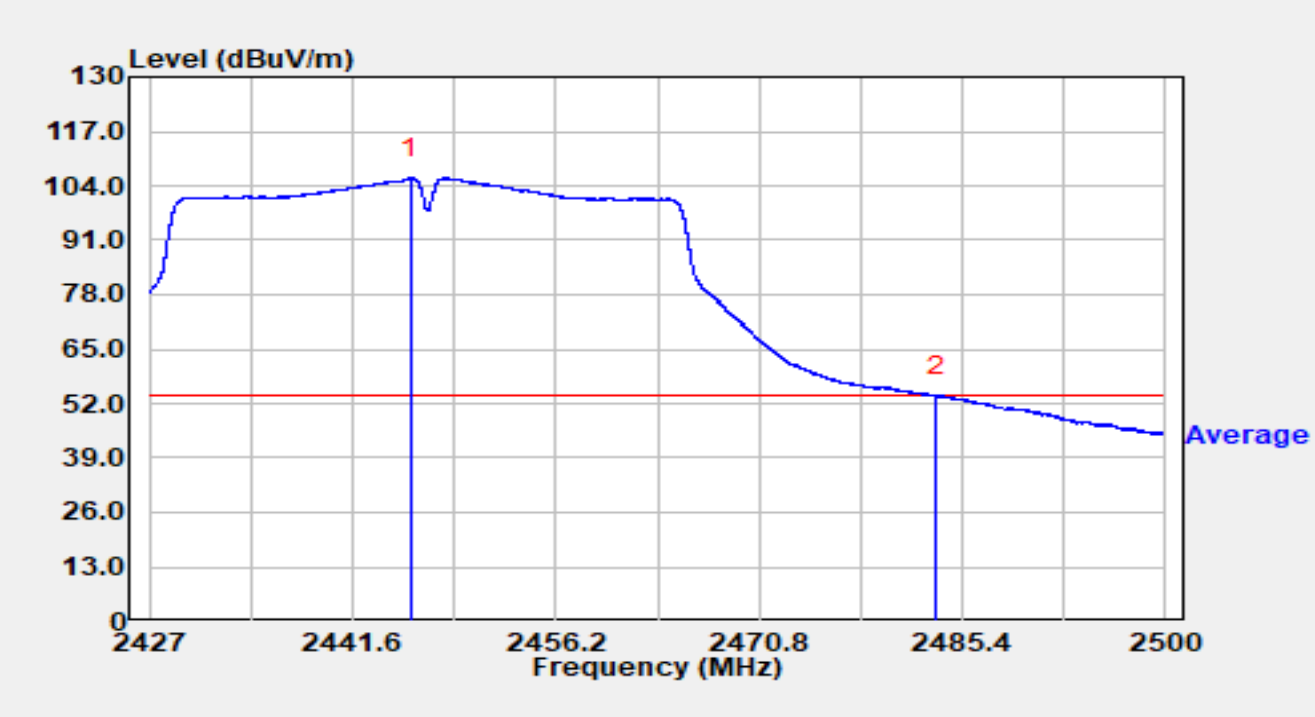

No	Mark	Frequency (MHz)	Reading (dBμV)	C.F (dB/m)	Measurement (dBμV/m)	Margin (dB)	Limit (dBμV/m)	Detector
1		2445.761	76.17	29.69	105.86	N/A	N/A	Average
2	*	2483.500	23.96	29.76	53.72	-0.28	54.00	Average

Notes:

1. " * ", means this data is the worst emission level.
2. C.F (dB/m) = Antenna Factor (dB/m) + Cable Loss (dB).
3. Measurement (dBμV/m) = Reading (dBμV) + C.F (dB/m).

Site	WJ-AC2	Test Date	2025-02-17
Temperature	20.3 °C	Humidity	33.1 %
Limit	FCC_2.4G_RE(3m)	Test Engineer	Bob Zhang
Factor	DRH18-E_07105	Polarity	Horizontal
EUT	Tri-band Wi-Fi 7 Mesh AP	Test Voltage	AC 120V/60Hz
Test Mode	Transmit by 802.11n-HT40 at 2452MHz		

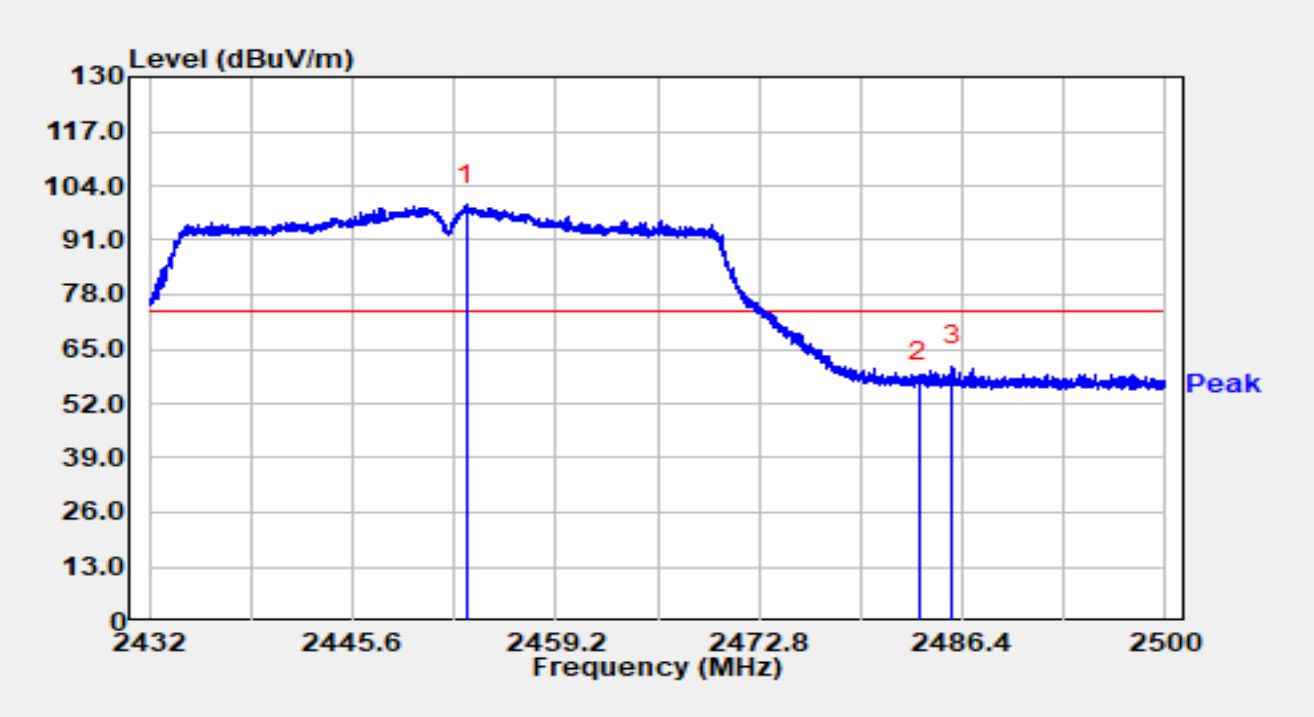

No	Mark	Frequency (MHz)	Reading (dBμV)	C.F (dB/m)	Measurement (dBμV/m)	Margin (dB)	Limit (dBμV/m)	Detector
1		2453.189	69.64	29.70	99.34	N/A	N/A	Peak
2		2483.500	27.34	29.76	57.10	-16.90	74.00	Peak
3	*	2485.768	31.14	29.77	60.91	-13.09	74.00	Peak

Notes:

1. " * ", means this data is the worst emission level.

2. C.F (dB/m) = Antenna Factor (dB/m) + Cable Loss (dB).

3. Measurement (dBμV/m) = Reading (dBμV) + C.F (dB/m).

Site	WJ-AC2	Test Date	2025-02-17
Temperature	20.3 °C	Humidity	33.1 %
Limit	FCC_2.4G_RE(3m)	Test Engineer	Bob Zhang
Factor	DRH18-E_07105	Polarity	Horizontal
EUT	Tri-band Wi-Fi 7 Mesh AP	Test Voltage	AC 120V/60Hz
Test Mode	Transmit by 802.11n-HT40 at 2452MHz		

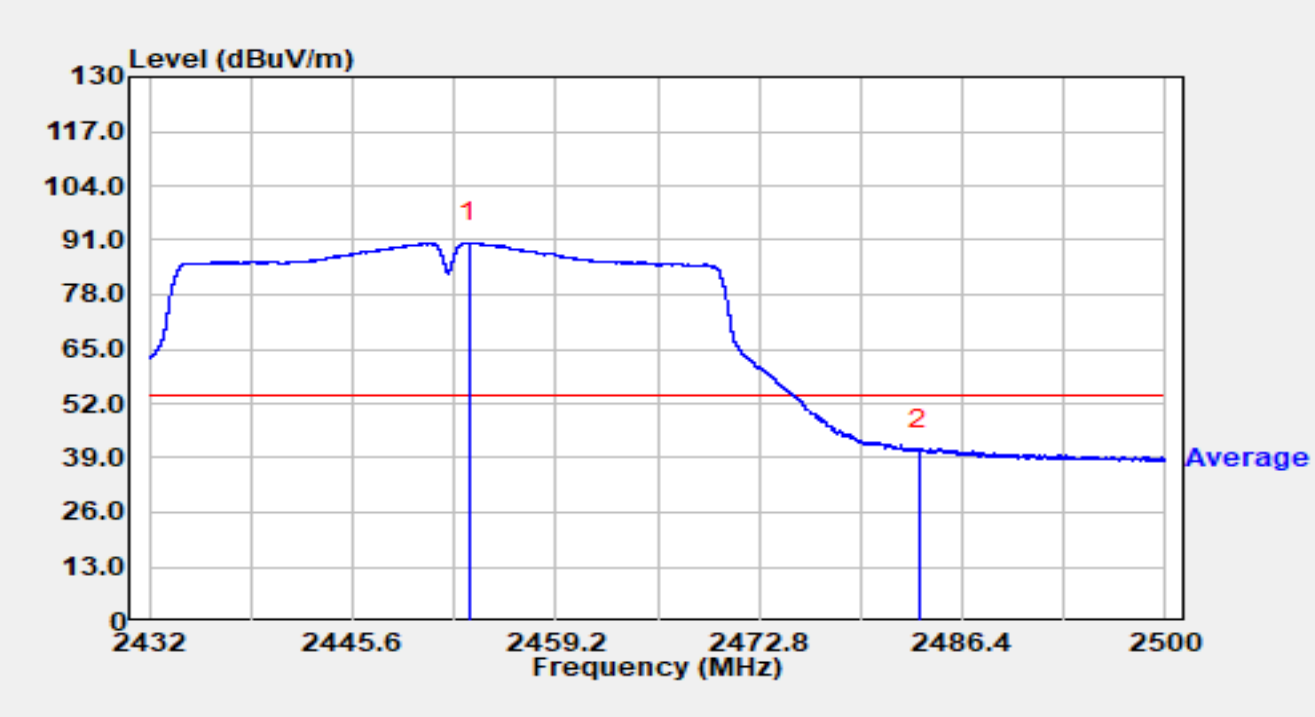

No	Mark	Frequency (MHz)	Reading (dBμV)	C.F (dB/m)	Measurement (dBμV/m)	Margin (dB)	Limit (dBμV/m)	Detector
1		2453.372	60.73	29.70	90.43	N/A	N/A	Average
2	*	2483.500	11.32	29.76	41.08	-12.92	54.00	Average

Notes:

1. " * ", means this data is the worst emission level.

2. C.F (dB/m) = Antenna Factor (dB/m) + Cable Loss (dB).

3. Measurement (dBμV/m) = Reading (dBμV) + C.F (dB/m).

Site	WJ-AC2	Test Date	2025-02-17
Temperature	20.3 °C	Humidity	33.1 %
Limit	FCC_2.4G_RE(3m)	Test Engineer	Bob Zhang
Factor	DRH18-E_07105	Polarity	Vertical
EUT	Tri-band Wi-Fi 7 Mesh AP	Test Voltage	AC 120V/60Hz
Test Mode	Transmit by 802.11n-HT40 at 2452MHz		

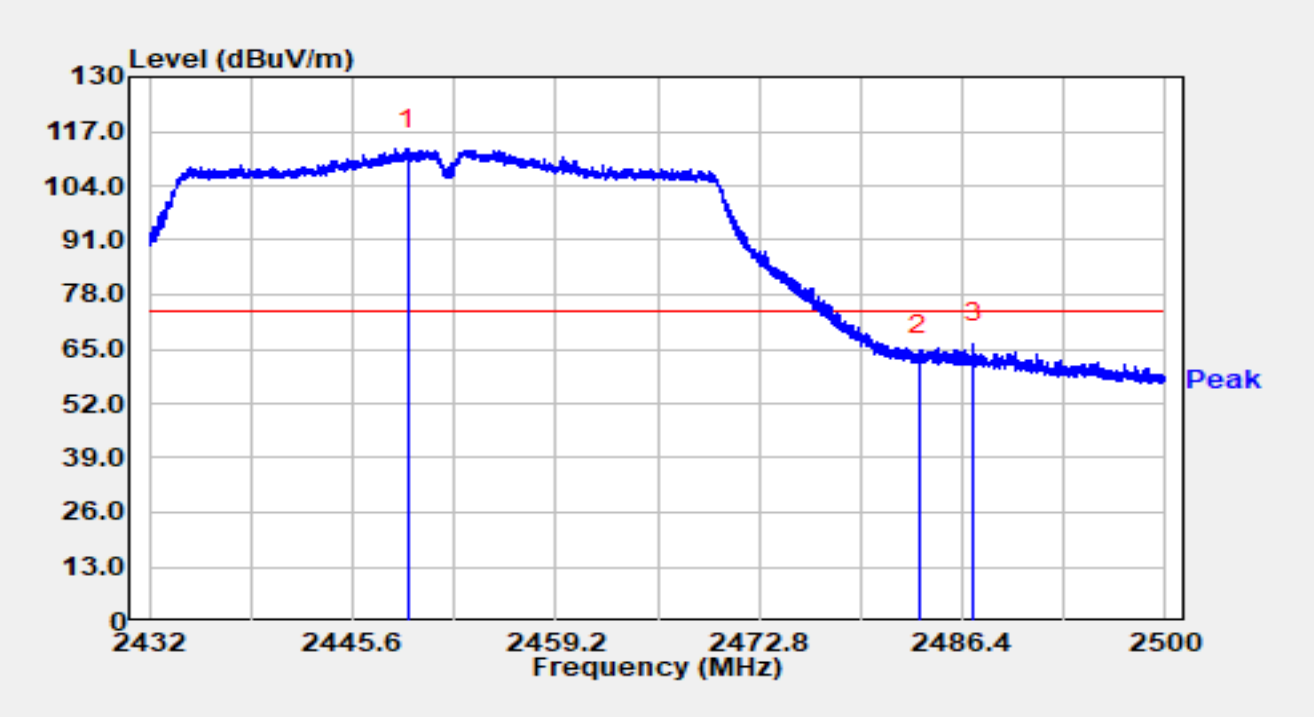

No	Mark	Frequency (MHz)	Reading (dBμV)	C.F (dB/m)	Measurement (dBμV/m)	Margin (dB)	Limit (dBμV/m)	Detector
1		2449.258	83.14	29.69	112.83	N/A	N/A	Peak
2		2483.500	33.83	29.76	63.60	-10.40	74.00	Peak
3	*	2487.141	36.57	29.78	66.35	-7.65	74.00	Peak

Notes:

1. " * ", means this data is the worst emission level.

2. C.F (dB/m) = Antenna Factor (dB/m) + Cable Loss (dB).

3. Measurement (dBμV/m) = Reading (dBμV) + C.F (dB/m).

Site	WJ-AC2	Test Date	2025-02-17
Temperature	20.3 °C	Humidity	33.1 %
Limit	FCC_2.4G_RE(3m)	Test Engineer	Bob Zhang
Factor	DRH18-E_07105	Polarity	Vertical
EUT	Tri-band Wi-Fi 7 Mesh AP	Test Voltage	AC 120V/60Hz
Test Mode	Transmit by 802.11n-HT40 at 2452MHz		

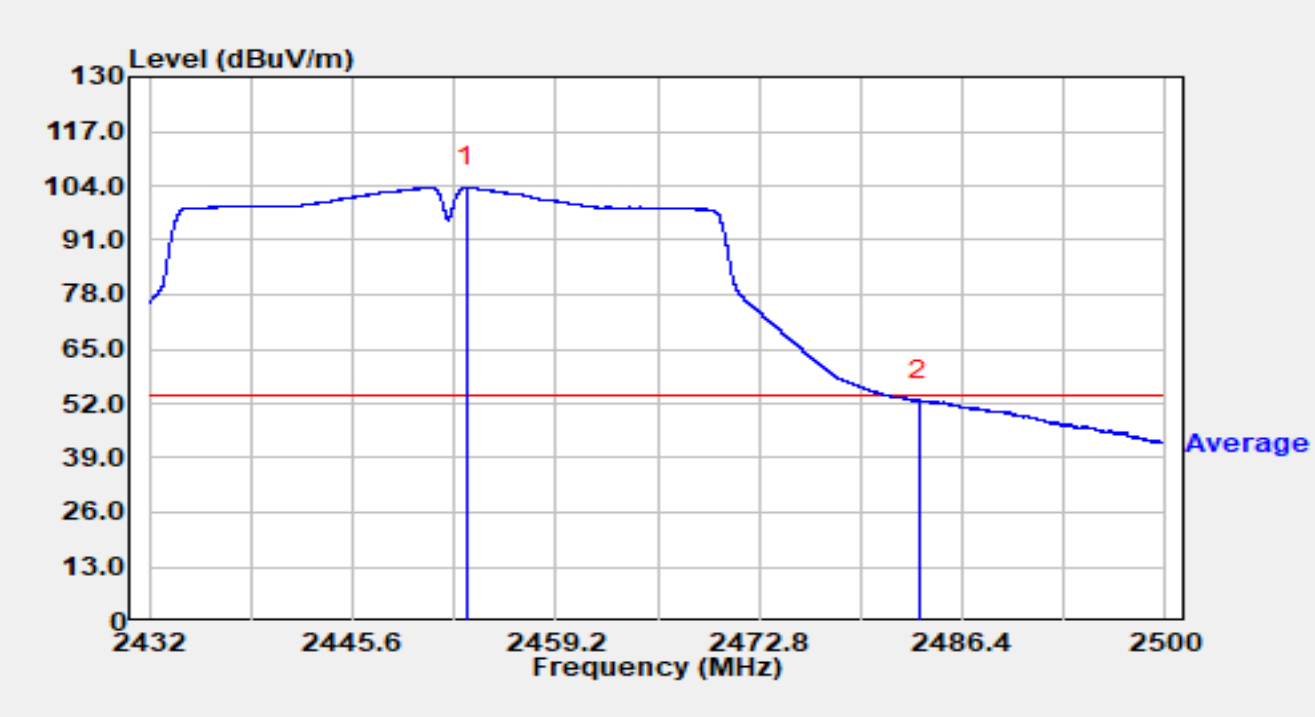

No	Mark	Frequency (MHz)	Reading (dBμV)	C.F (dB/m)	Measurement (dBμV/m)	Margin (dB)	Limit (dBμV/m)	Detector
1		2453.182	74.02	29.70	103.72	N/A	N/A	Average
2	*	2483.500	23.05	29.76	52.82	-1.18	54.00	Average

Notes:

1. " * ", means this data is the worst emission level.
2. C.F (dB/m) = Antenna Factor (dB/m) + Cable Loss (dB).
3. Measurement (dBμV/m) = Reading (dBμV) + C.F (dB/m).

Site	WJ-AC2	Test Date	2025-02-17
Temperature	20.3 °C	Humidity	33.1 %
Limit	FCC_2.4G_RE(3m)	Test Engineer	Bob Zhang
Factor	DRH18-E_07105	Polarity	Horizontal
EUT	Tri-band Wi-Fi 7 Mesh AP	Test Voltage	AC 120V/60Hz
Test Mode	Transmit by 802.11ax-HE20 at 2412MHz		

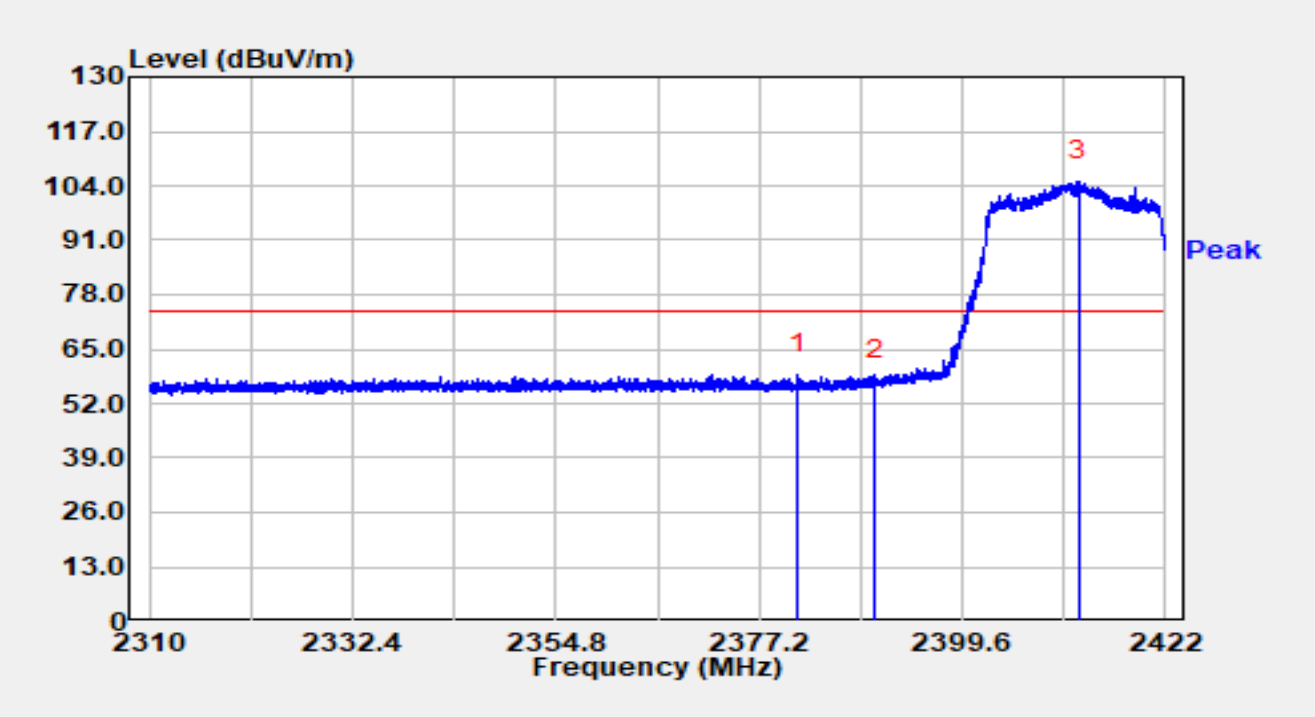

No	Mark	Frequency (MHz)	Reading (dBμV)	C.F (dB/m)	Measurement (dBμV/m)	Margin (dB)	Limit (dBμV/m)	Detector
1	*	2381.479	29.49	29.57	59.06	-14.94	74.00	Peak
2		2390.000	28.16	29.59	57.75	-16.25	74.00	Peak
3		2412.502	75.53	29.63	105.17	N/A	N/A	Peak

Notes:

1. " * ", means this data is the worst emission level.

2. C.F (dB/m) = Antenna Factor (dB/m) + Cable Loss (dB).

3. Measurement (dBμV/m) = Reading (dBμV) + C.F (dB/m).

Site	WJ-AC2	Test Date	2025-02-17
Temperature	20.3 °C	Humidity	33.1 %
Limit	FCC_2.4G_RE(3m)	Test Engineer	Bob Zhang
Factor	DRH18-E_07105	Polarity	Horizontal
EUT	Tri-band Wi-Fi 7 Mesh AP	Test Voltage	AC 120V/60Hz
Test Mode	Transmit by 802.11ax-HE20 at 2412MHz		

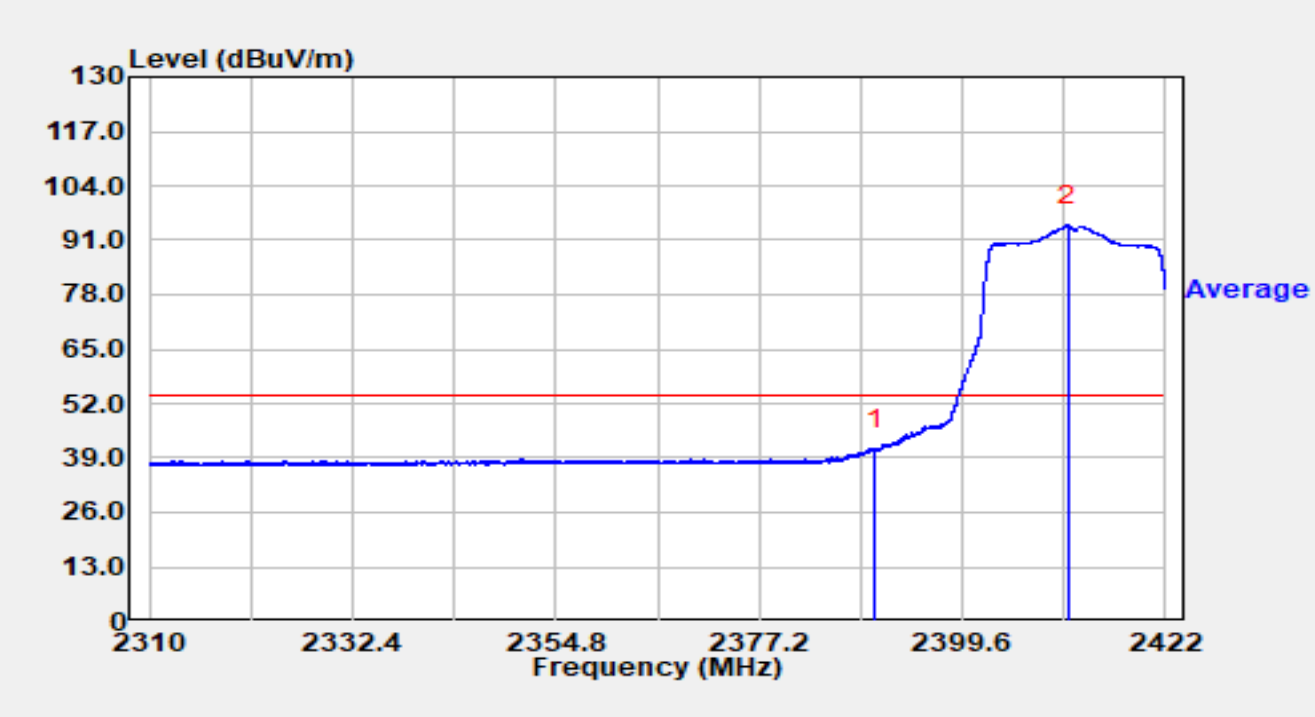

No	Mark	Frequency (MHz)	Reading (dBμV)	C.F (dB/m)	Measurement (dBμV/m)	Margin (dB)	Limit (dBμV/m)	Detector
1	*	2390.000	11.20	29.59	40.79	-13.21	54.00	Average
2		2411.315	64.84	29.63	94.47	N/A	N/A	Average

Notes:

1. " * ", means this data is the worst emission level.

2. C.F (dB/m) = Antenna Factor (dB/m) + Cable Loss (dB).

3. Measurement (dBμV/m) = Reading (dBμV) + C.F (dB/m).

Site	WJ-AC2	Test Date	2025-02-17
Temperature	20.3 °C	Humidity	33.1 %
Limit	FCC_2.4G_RE(3m)	Test Engineer	Bob Zhang
Factor	DRH18-E_07105	Polarity	Vertical
EUT	Tri-band Wi-Fi 7 Mesh AP	Test Voltage	AC 120V/60Hz
Test Mode	Transmit by 802.11ax-HE20 at 2412MHz		

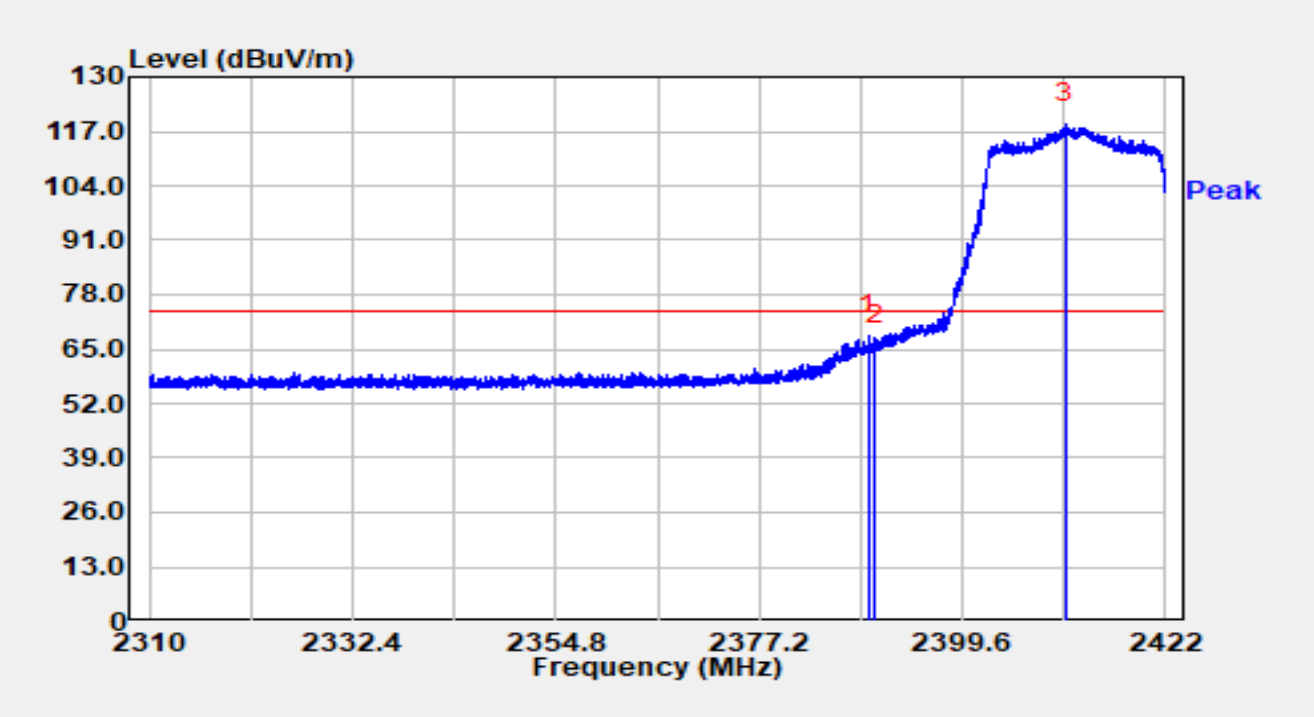

No	Mark	Frequency (MHz)	Reading (dBμV)	C.F (dB/m)	Measurement (dBμV/m)	Margin (dB)	Limit (dBμV/m)	Detector
1	*	2389.218	38.73	29.59	68.32	-5.68	74.00	Peak
2		2390.000	36.31	29.59	65.90	-8.10	74.00	Peak
3		2411.035	89.10	29.63	118.74	N/A	N/A	Peak

Notes:

1. " * ", means this data is the worst emission level.

2. C.F (dB/m) = Antenna Factor (dB/m) + Cable Loss (dB).

3. Measurement (dBμV/m) = Reading (dBμV) + C.F (dB/m).

Site	WJ-AC2	Test Date	2025-02-17
Temperature	20.3 °C	Humidity	33.1 %
Limit	FCC_2.4G_RE(3m)	Test Engineer	Bob Zhang
Factor	DRH18-E_07105	Polarity	Vertical
EUT	Tri-band Wi-Fi 7 Mesh AP	Test Voltage	AC 120V/60Hz
Test Mode	Transmit by 802.11ax-HE20 at 2412MHz		

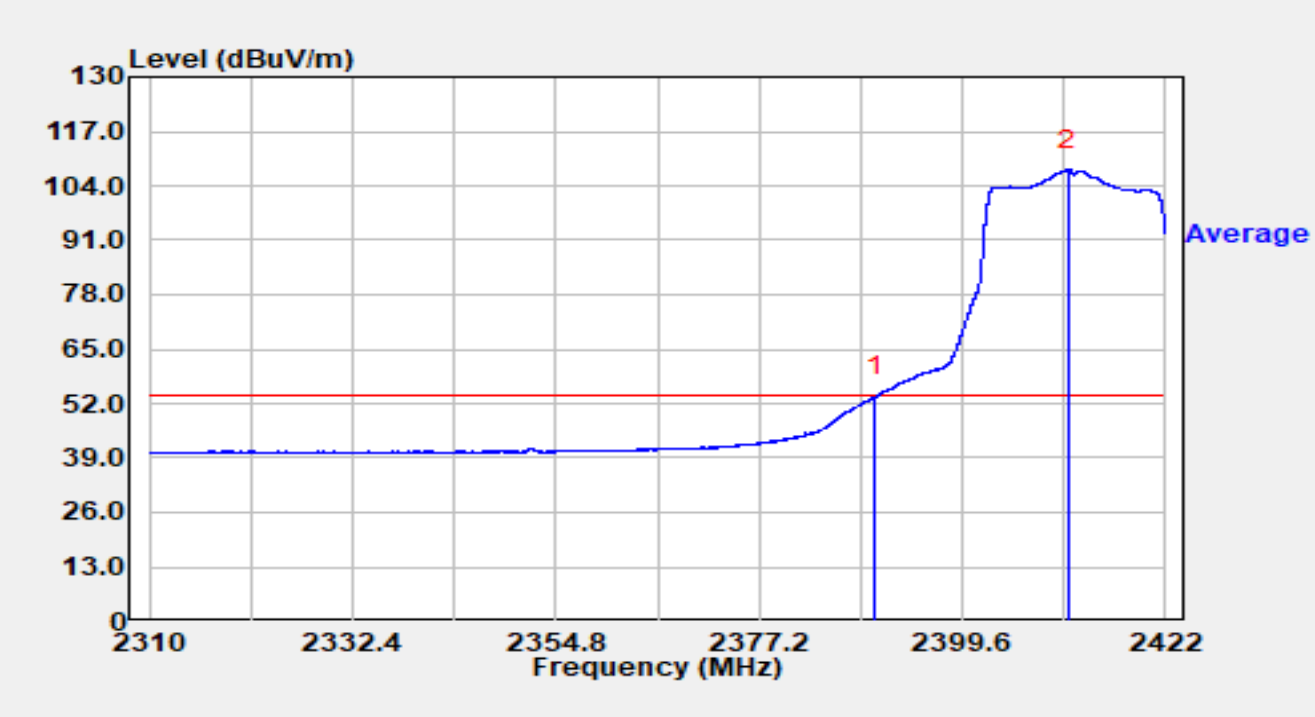

No	Mark	Frequency (MHz)	Reading (dBμV)	C.F (dB/m)	Measurement (dBμV/m)	Margin (dB)	Limit (dBμV/m)	Detector
1	*	2390.000	23.95	29.59	53.54	-0.46	54.00	Average
2		2411.281	78.13	29.63	107.76	N/A	N/A	Average

Notes:

1. " * ", means this data is the worst emission level.
2. C.F (dB/m) = Antenna Factor (dB/m) + Cable Loss (dB).
3. Measurement (dBμV/m) = Reading (dBμV) + C.F (dB/m).

Site	WJ-AC2	Test Date	2025-03-06
Temperature	24.7 °C	Humidity	33.1 %
Limit	FCC_2.4G_RE(3m)	Test Engineer	Bob Zhang
Factor	DRH18-E_07105	Polarity	Horizontal
EUT	Tri-band Wi-Fi 7 Mesh AP	Test Voltage	AC 120V/60Hz
Test Mode	Transmit by 802.11ax-HE20 at 2417MHz		

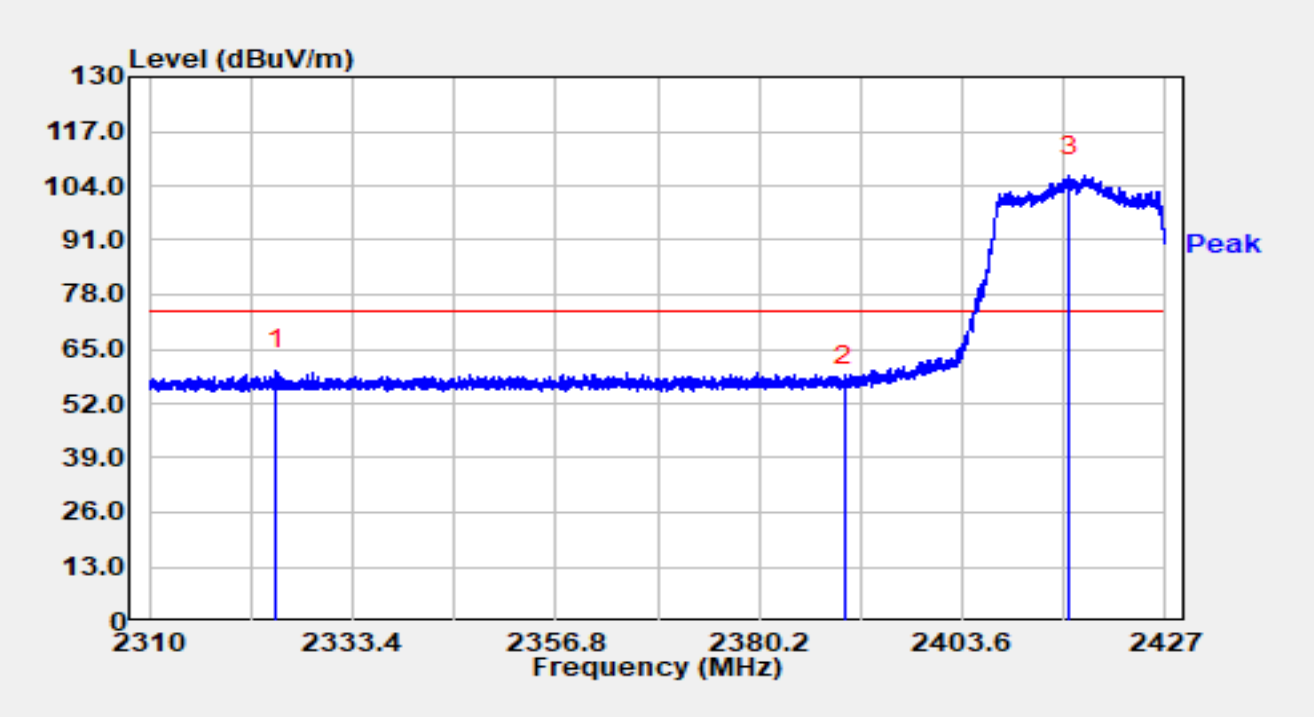

No	Mark	Frequency (MHz)	Reading (dBμV)	C.F (dB/m)	Measurement (dBμV/m)	Margin (dB)	Limit (dBμV/m)	Detector
1	*	2324.648	30.47	29.45	59.91	-14.09	74.00	Peak
2		2390.000	26.72	29.59	56.32	-17.68	74.00	Peak
3		2415.862	76.68	29.63	106.31	N/A	N/A	Peak

Notes:

1. " * ", means this data is the worst emission level.

2. C.F (dB/m) = Antenna Factor (dB/m) + Cable Loss (dB).

3. Measurement (dBμV/m) = Reading (dBμV) + C.F (dB/m).

Site	WJ-AC2	Test Date	2025-03-06
Temperature	24.7 °C	Humidity	33.1 %
Limit	FCC_2.4G_RE(3m)	Test Engineer	Bob Zhang
Factor	DRH18-E_07105	Polarity	Horizontal
EUT	Tri-band Wi-Fi 7 Mesh AP	Test Voltage	AC 120V/60Hz
Test Mode	Transmit by 802.11ax-HE20 at 2417MHz		

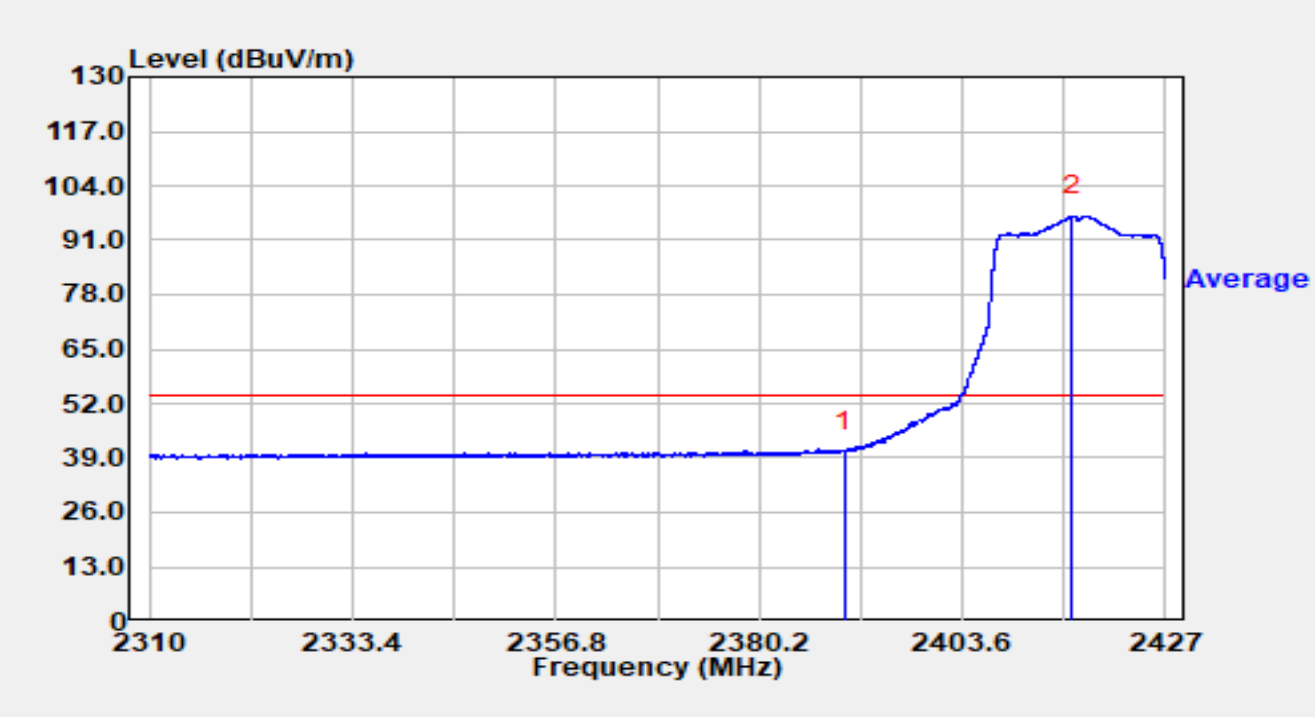

No	Mark	Frequency (MHz)	Reading (dBμV)	C.F (dB/m)	Measurement (dBμV/m)	Margin (dB)	Limit (dBμV/m)	Detector
1	*	2390.000	11.06	29.59	40.65	-13.35	54.00	Average
2		2416.201	67.14	29.63	96.77	N/A	N/A	Average

Notes:

1. " * ", means this data is the worst emission level.

2. C.F (dB/m) = Antenna Factor (dB/m) + Cable Loss (dB).

3. Measurement (dBμV/m) = Reading (dBμV) + C.F (dB/m).

Site	WJ-AC2	Test Date	2025-03-06
Temperature	24.7 °C	Humidity	33.1 %
Limit	FCC_2.4G_RE(3m)	Test Engineer	Bob Zhang
Factor	DRH18-E_07105	Polarity	Vertical
EUT	Tri-band Wi-Fi 7 Mesh AP	Test Voltage	AC 120V/60Hz
Test Mode	Transmit by 802.11ax-HE20 at 2417MHz		

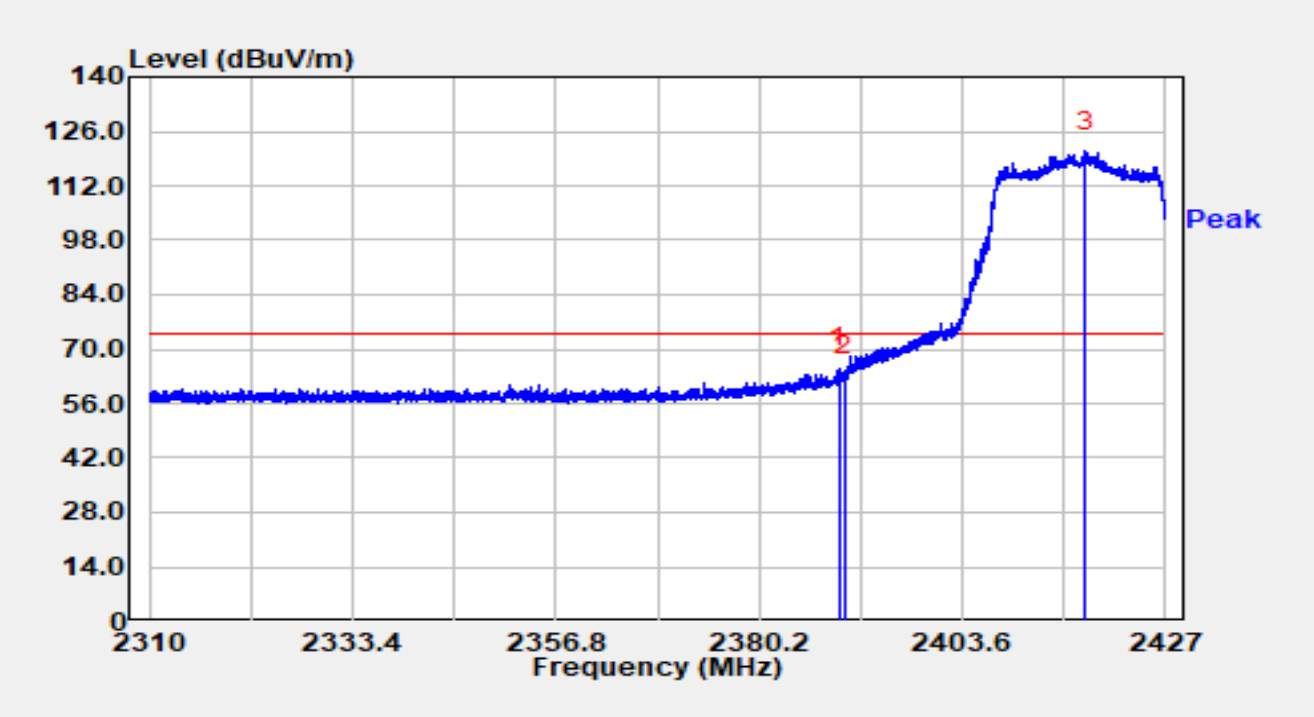

No	Mark	Frequency (MHz)	Reading (dBμV)	C.F (dB/m)	Measurement (dBμV/m)	Margin (dB)	Limit (dBμV/m)	Detector
1	*	2389.443	35.47	29.59	65.06	-8.94	74.00	Peak
2		2390.000	33.58	29.59	63.17	-10.83	74.00	Peak
3		2417.710	91.13	29.63	120.76	N/A	N/A	Peak

Notes:

1. " * ", means this data is the worst emission level.
2. C.F (dB/m) = Antenna Factor (dB/m) + Cable Loss (dB).
3. Measurement (dBμV/m) = Reading (dBμV) + C.F (dB/m).

Site	WJ-AC2	Test Date	2025-03-06
Temperature	24.7 °C	Humidity	33.1 %
Limit	FCC_2.4G_RE(3m)	Test Engineer	Bob Zhang
Factor	DRH18-E_07105	Polarity	Vertical
EUT	Tri-band Wi-Fi 7 Mesh AP	Test Voltage	AC 120V/60Hz
Test Mode	Transmit by 802.11ax-HE20 at 2417MHz		

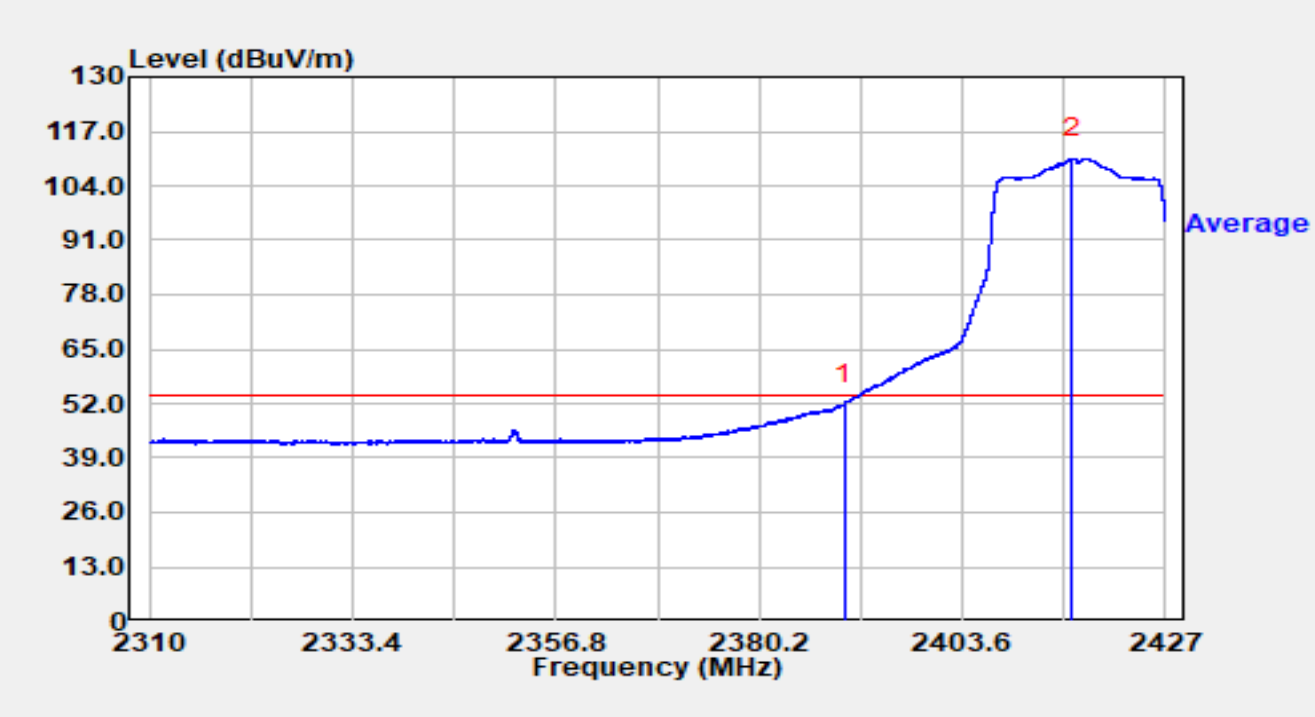

No	Mark	Frequency (MHz)	Reading (dBμV)	C.F (dB/m)	Measurement (dBμV/m)	Margin (dB)	Limit (dBμV/m)	Detector
1	*	2390.000	21.98	29.59	51.57	-2.43	54.00	Average
2		2416.224	80.92	29.63	110.55	N/A	N/A	Average

Notes:

1. " * ", means this data is the worst emission level.

2. C.F (dB/m) = Antenna Factor (dB/m) + Cable Loss (dB).

3. Measurement (dBμV/m) = Reading (dBμV) + C.F (dB/m).

Site	WJ-AC2	Test Date	2025-03-06
Temperature	24.7 °C	Humidity	33.1 %
Limit	FCC_2.4G_RE(3m)	Test Engineer	Bob Zhang
Factor	DRH18-E_07105	Polarity	Horizontal
EUT	Tri-band Wi-Fi 7 Mesh AP	Test Voltage	AC 120V/60Hz
Test Mode	Transmit by 802.11ax-HE20 at 2422MHz		

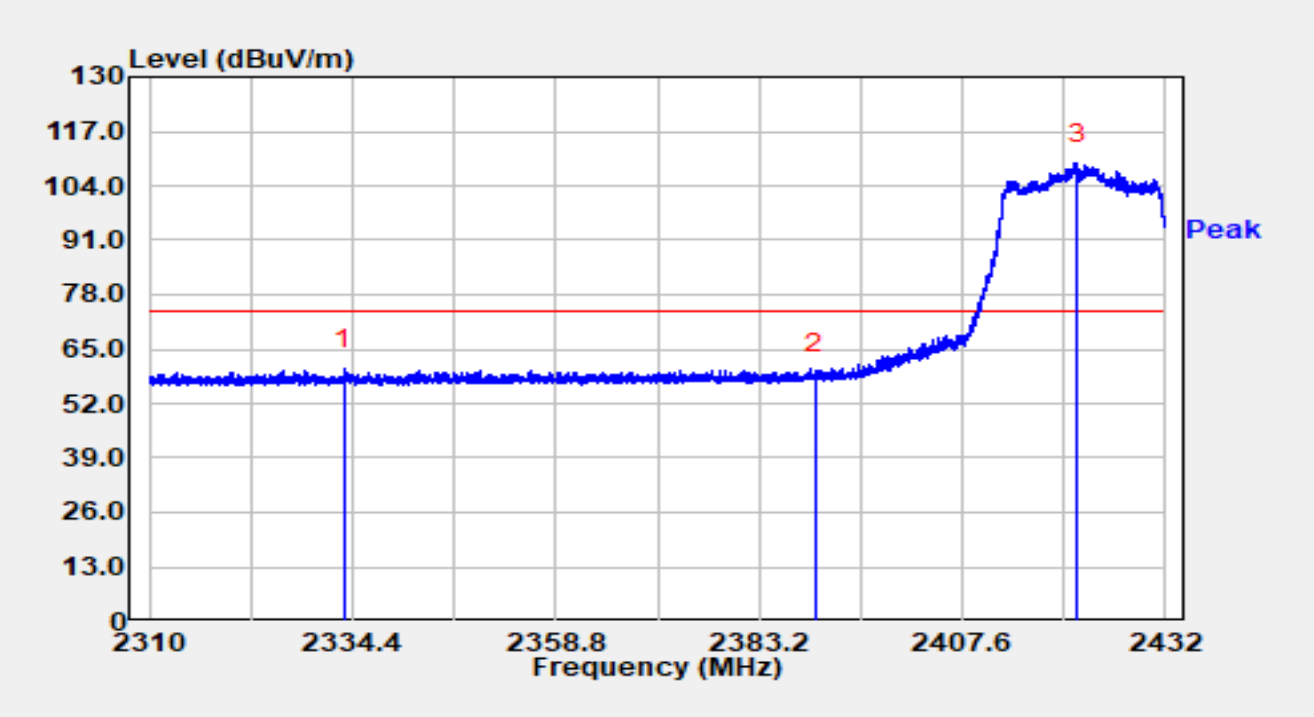

No	Mark	Frequency (MHz)	Reading (dBμV)	C.F (dB/m)	Measurement (dBμV/m)	Margin (dB)	Limit (dBμV/m)	Detector
1	*	2333.400	30.67	29.46	60.13	-13.87	74.00	Peak
2		2390.000	29.76	29.59	59.35	-14.65	74.00	Peak
3		2421.362	79.69	29.63	109.32	N/A	N/A	Peak

Notes:

1. " * ", means this data is the worst emission level.

2. C.F (dB/m) = Antenna Factor (dB/m) + Cable Loss (dB).

3. Measurement (dBμV/m) = Reading (dBμV) + C.F (dB/m).

Site	WJ-AC2	Test Date	2025-03-06
Temperature	24.7 °C	Humidity	33.1 %
Limit	FCC_2.4G_RE(3m)	Test Engineer	Bob Zhang
Factor	DRH18-E_07105	Polarity	Horizontal
EUT	Tri-band Wi-Fi 7 Mesh AP	Test Voltage	AC 120V/60Hz
Test Mode	Transmit by 802.11ax-HE20 at 2422MHz		

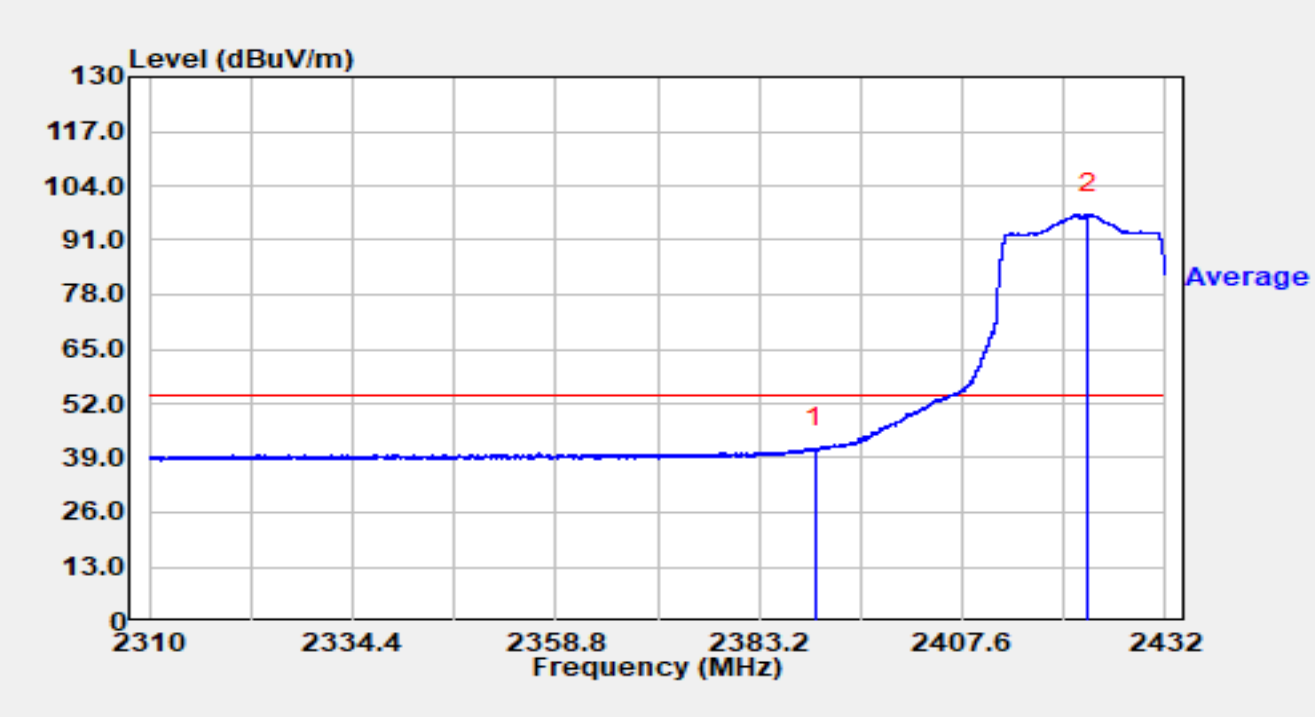

No	Mark	Frequency (MHz)	Reading (dBμV)	C.F (dB/m)	Measurement (dBμV/m)	Margin (dB)	Limit (dBμV/m)	Detector
1	*	2390.000	11.78	29.59	41.38	-12.62	54.00	Average
2		2422.655	67.61	29.64	97.25	N/A	N/A	Average

Notes:

1. " * ", means this data is the worst emission level.

2. C.F (dB/m) = Antenna Factor (dB/m) + Cable Loss (dB).

3. Measurement (dBμV/m) = Reading (dBμV) + C.F (dB/m).

Site	WJ-AC2	Test Date	2025-03-06
Temperature	24.7 °C	Humidity	33.1 %
Limit	FCC_2.4G_RE(3m)	Test Engineer	Bob Zhang
Factor	DRH18-E_07105	Polarity	Vertical
EUT	Tri-band Wi-Fi 7 Mesh AP	Test Voltage	AC 120V/60Hz
Test Mode	Transmit by 802.11ax-HE20 at 2422MHz		

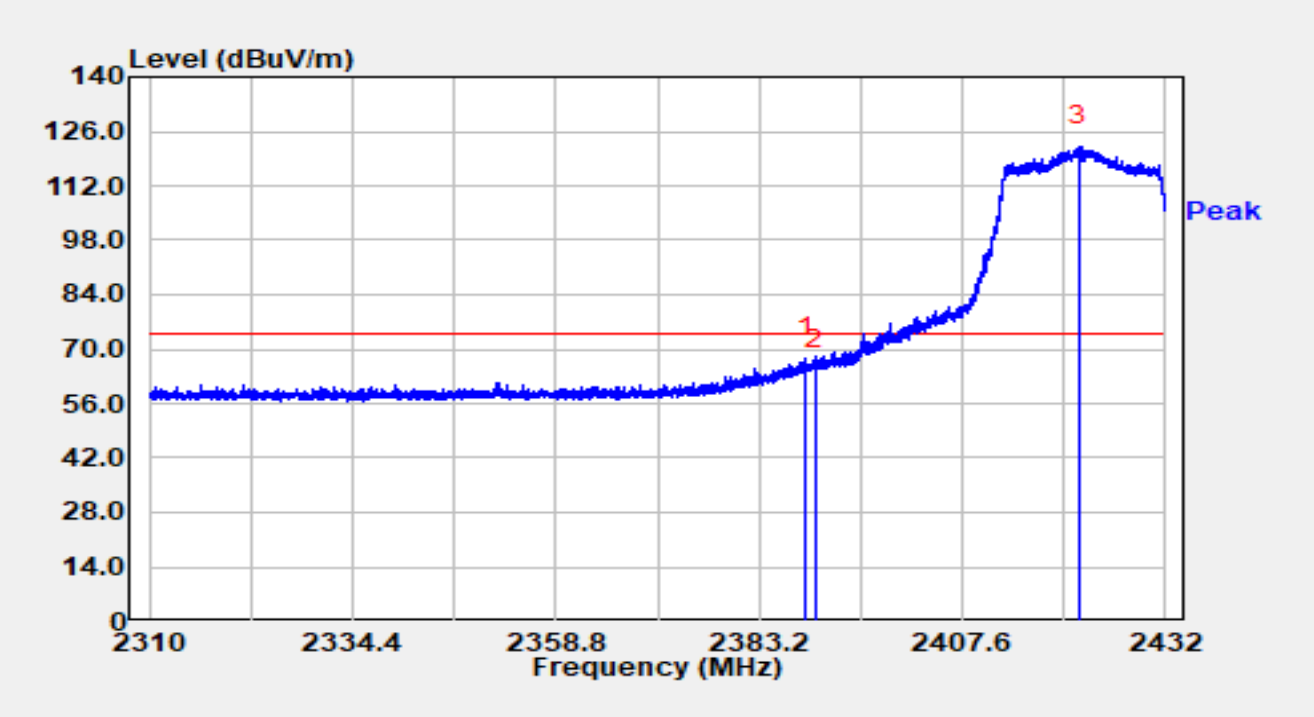

No	Mark	Frequency (MHz)	Reading (dBμV)	C.F (dB/m)	Measurement (dBμV/m)	Margin (dB)	Limit (dBμV/m)	Detector
1	*	2388.751	38.24	29.59	67.83	-6.17	74.00	Peak
2		2390.000	35.13	29.59	64.73	-9.27	74.00	Peak
3		2421.532	92.42	29.63	122.06	N/A	N/A	Peak

Notes:

1. " * ", means this data is the worst emission level.
2. C.F (dB/m) = Antenna Factor (dB/m) + Cable Loss (dB).
3. Measurement (dBμV/m) = Reading (dBμV) + C.F (dB/m).

Site	WJ-AC2	Test Date	2025-03-06
Temperature	24.7 °C	Humidity	33.1 %
Limit	FCC_2.4G_RE(3m)	Test Engineer	Bob Zhang
Factor	DRH18-E_07105	Polarity	Vertical
EUT	Tri-band Wi-Fi 7 Mesh AP	Test Voltage	AC 120V/60Hz
Test Mode	Transmit by 802.11ax-HE20 at 2422MHz		

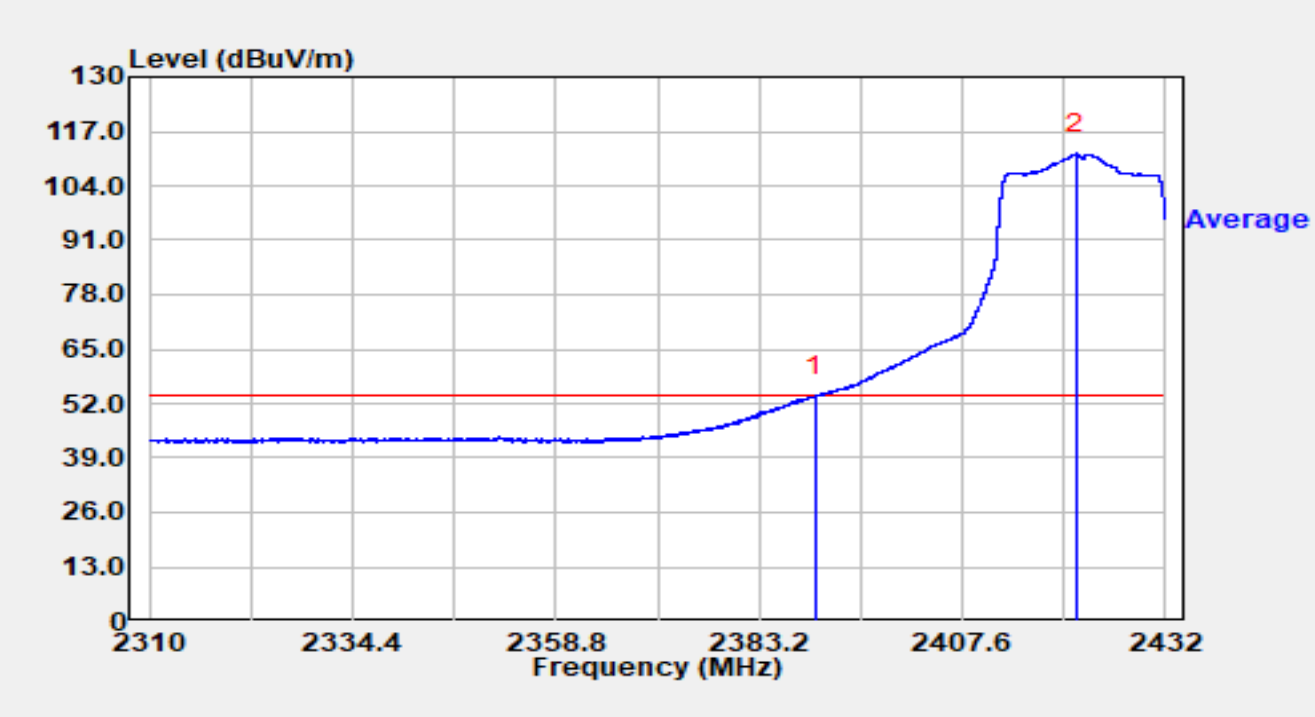

No	Mark	Frequency (MHz)	Reading (dBμV)	C.F (dB/m)	Measurement (dBμV/m)	Margin (dB)	Limit (dBμV/m)	Detector
1	*	2390.000	24.05	29.59	53.65	-0.35	54.00	Average
2		2421.240	82.08	29.63	111.71	N/A	N/A	Average

Notes:

1. " * ", means this data is the worst emission level.
2. C.F (dB/m) = Antenna Factor (dB/m) + Cable Loss (dB).
3. Measurement (dBμV/m) = Reading (dBμV) + C.F (dB/m).

Site	WJ-AC2	Test Date	2025-03-05
Temperature	24.7 °C	Humidity	33.1 %
Limit	FCC_2.4G_RE(3m)	Test Engineer	Carl Jiang
Factor	DRH18-E_07105	Polarity	Horizontal
EUT	Tri-band Wi-Fi 7 Mesh AP	Test Voltage	AC 120V/60Hz
Test Mode	Transmit by 802.11ax-HE20 at 2437MHz		

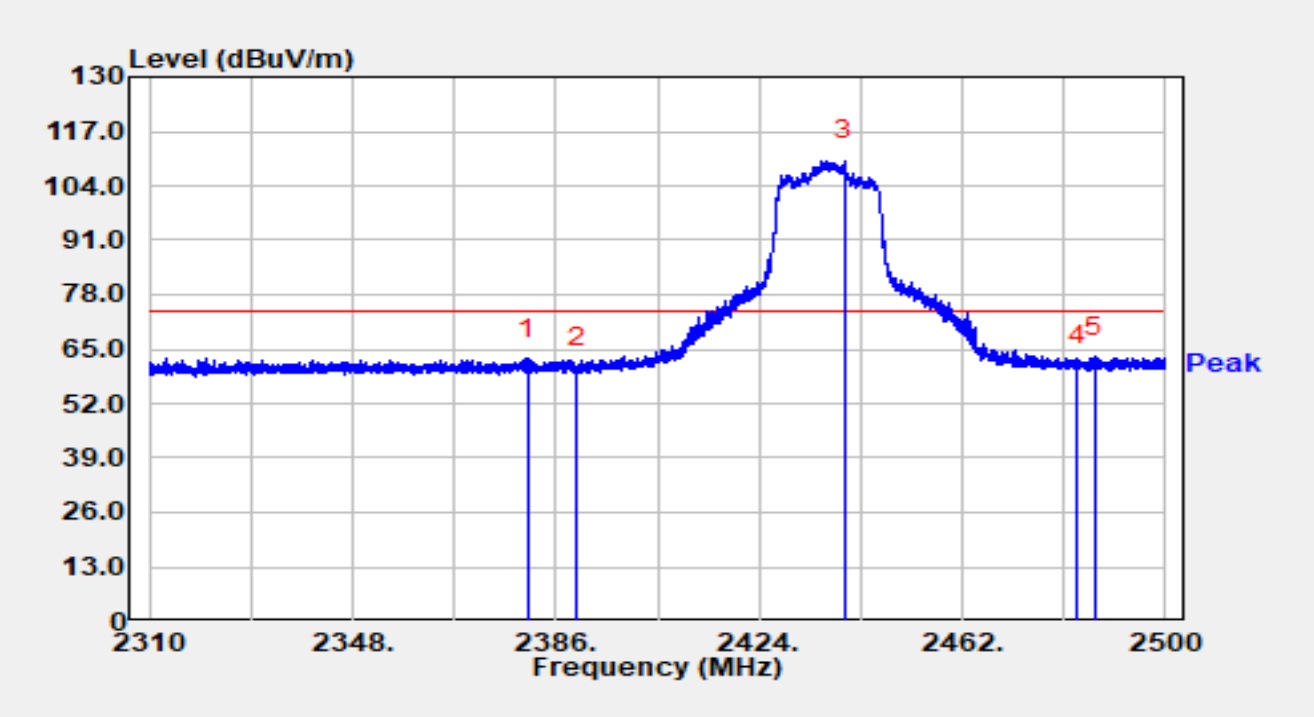

No	Mark	Frequency (MHz)	Reading (dBμV)	C.F (dB/m)	Measurement (dBμV/m)	Margin (dB)	Limit (dBμV/m)	Detector
1		2380.623	33.22	29.57	62.79	-11.21	74.00	Peak
2		2390.000	31.19	29.59	60.78	-13.22	74.00	Peak
3		2440.074	80.22	29.68	109.90	N/A	N/A	Peak
4		2483.500	31.12	29.76	60.88	-13.12	74.00	Peak
5	*	2486.643	33.40	29.77	63.17	-10.83	74.00	Peak

Notes:

1. " * ", means this data is the worst emission level.
2. C.F (dB/m) = Antenna Factor (dB/m) + Cable Loss (dB).
3. Measurement (dBμV/m) = Reading (dBμV) + C.F (dB/m).

Site	WJ-AC2	Test Date	2025-03-05
Temperature	24.7 °C	Humidity	33.1 %
Limit	FCC_2.4G_RE(3m)	Test Engineer	Carl Jiang
Factor	DRH18-E_07105	Polarity	Horizontal
EUT	Tri-band Wi-Fi 7 Mesh AP	Test Voltage	AC 120V/60Hz
Test Mode	Transmit by 802.11ax-HE20 at 2437MHz		

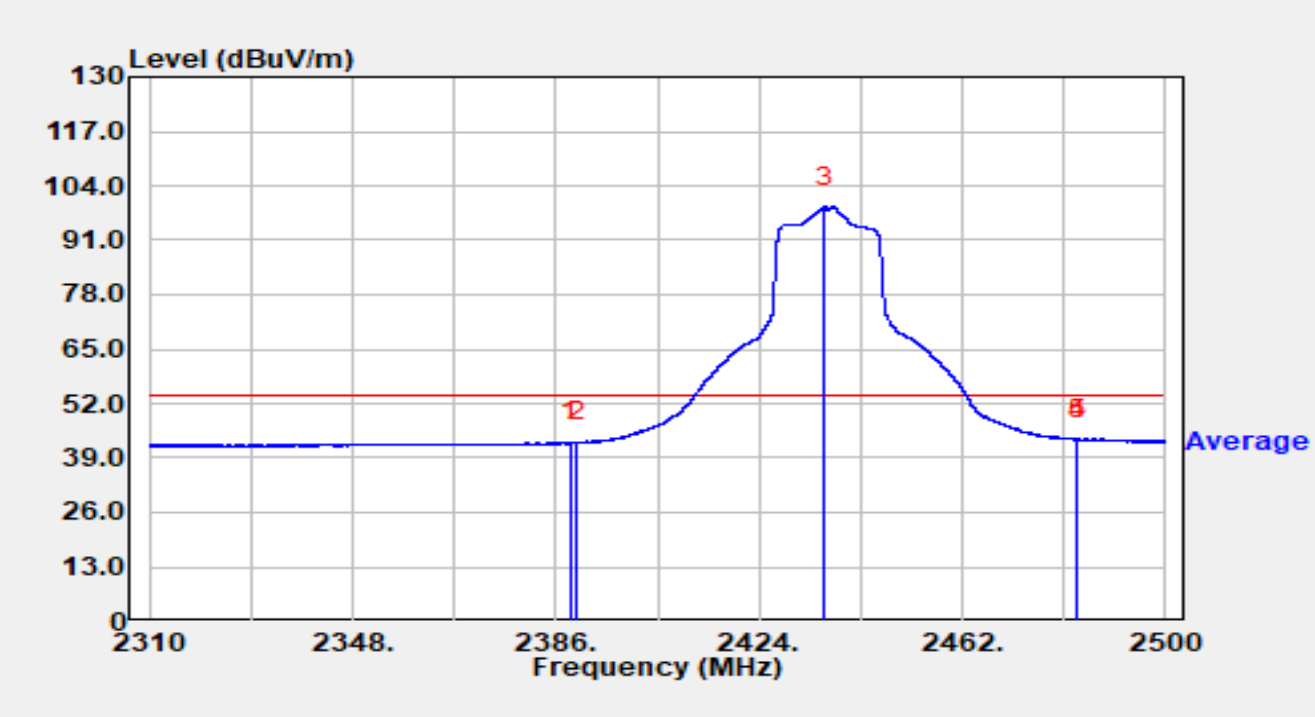

No	Mark	Frequency (MHz)	Reading (dBμV)	C.F (dB/m)	Measurement (dBμV/m)	Margin (dB)	Limit (dBμV/m)	Detector
1		2388.812	13.14	29.59	42.73	-11.27	54.00	Average
2		2390.000	13.10	29.59	42.69	-11.31	54.00	Average
3		2436.350	69.39	29.67	99.06	N/A	N/A	Average
4		2483.500	13.69	29.76	43.46	-10.54	54.00	Average
5	*	2483.603	13.85	29.76	43.62	-10.38	54.00	Average

Notes:

1. " * ", means this data is the worst emission level.
2. C.F (dB/m) = Antenna Factor (dB/m) + Cable Loss (dB).
3. Measurement (dBμV/m) = Reading (dBμV) + C.F (dB/m).

Site	WJ-AC2	Test Date	2025-03-05
Temperature	24.7 °C	Humidity	33.1 %
Limit	FCC_2.4G_RE(3m)	Test Engineer	Carl Jiang
Factor	DRH18-E_07105	Polarity	Vertical
EUT	Tri-band Wi-Fi 7 Mesh AP	Test Voltage	AC 120V/60Hz
Test Mode	Transmit by 802.11ax-HE20 at 2437MHz		

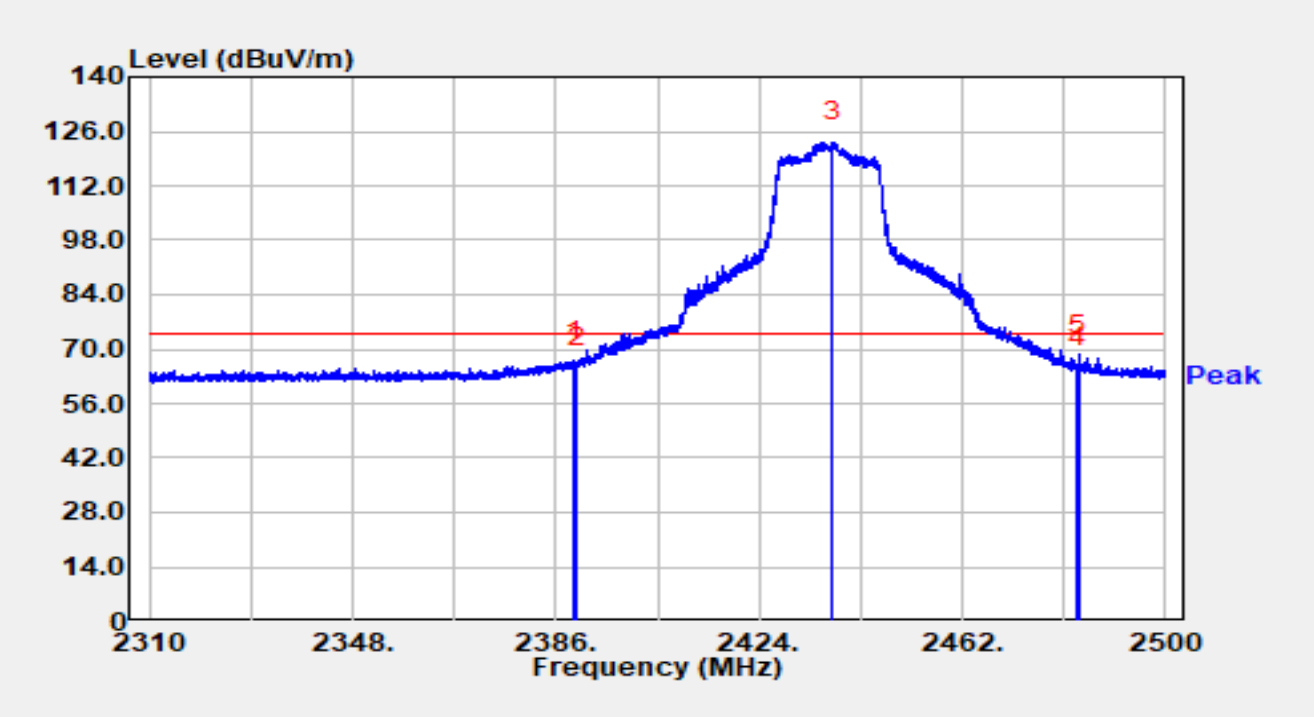

No	Mark	Frequency (MHz)	Reading (dBμV)	C.F (dB/m)	Measurement (dBμV/m)	Margin (dB)	Limit (dBμV/m)	Detector
1		2389.496	37.26	29.59	66.85	-7.15	74.00	Peak
2		2390.000	35.86	29.59	65.45	-8.55	74.00	Peak
3		2437.775	93.67	29.68	123.34	N/A	N/A	Peak
4		2483.500	35.25	29.76	65.01	-8.99	74.00	Peak
5	*	2483.831	38.88	29.77	68.64	-5.36	74.00	Peak

Notes:

1. " * ", means this data is the worst emission level.

2. C.F (dB/m) = Antenna Factor (dB/m) + Cable Loss (dB).

3. Measurement (dBμV/m) = Reading (dBμV) + C.F (dB/m).

Site	WJ-AC2	Test Date	2025-03-05
Temperature	24.7 °C	Humidity	33.1 %
Limit	FCC_2.4G_RE(3m)	Test Engineer	Carl Jiang
Factor	DRH18-E_07105	Polarity	Vertical
EUT	Tri-band Wi-Fi 7 Mesh AP	Test Voltage	AC 120V/60Hz
Test Mode	Transmit by 802.11ax-HE20 at 2437MHz		

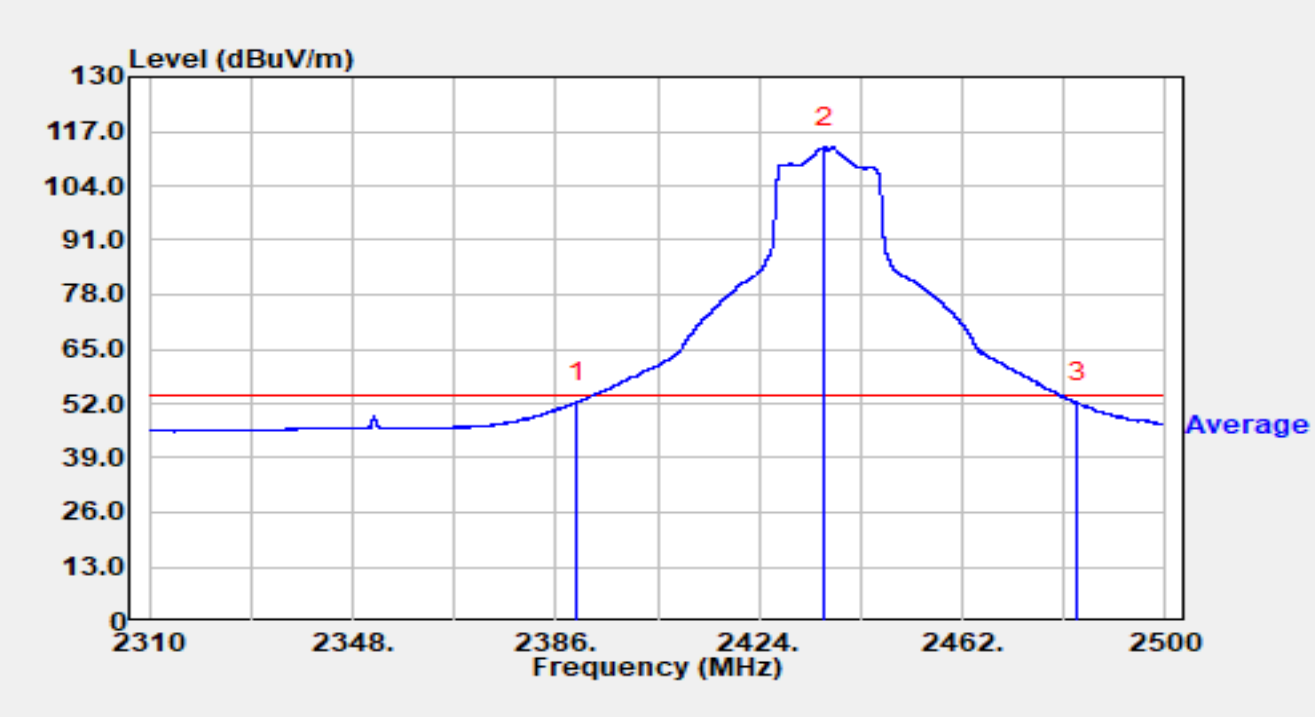

No	Mark	Frequency (MHz)	Reading (dBμV)	C.F (dB/m)	Measurement (dBμV/m)	Margin (dB)	Limit (dBμV/m)	Detector
1	*	2390.000	22.75	29.59	52.34	-1.66	54.00	Average
2		2436.293	83.57	29.67	113.24	N/A	N/A	Average
3		2483.500	22.27	29.76	52.03	-1.97	54.00	Average

Notes:

1. " * ", means this data is the worst emission level.

2. C.F (dB/m) = Antenna Factor (dB/m) + Cable Loss (dB).

3. Measurement (dBμV/m) = Reading (dBμV) + C.F (dB/m).

Site	WJ-AC2	Test Date	2025-03-06
Temperature	24.7 °C	Humidity	33.1 %
Limit	FCC_2.4G_RE(3m)	Test Engineer	Bob Zhang
Factor	DRH18-E_07105	Polarity	Horizontal
EUT	Tri-band Wi-Fi 7 Mesh AP	Test Voltage	AC 120V/60Hz
Test Mode	Transmit by 802.11ax-HE20 at 2452MHz		

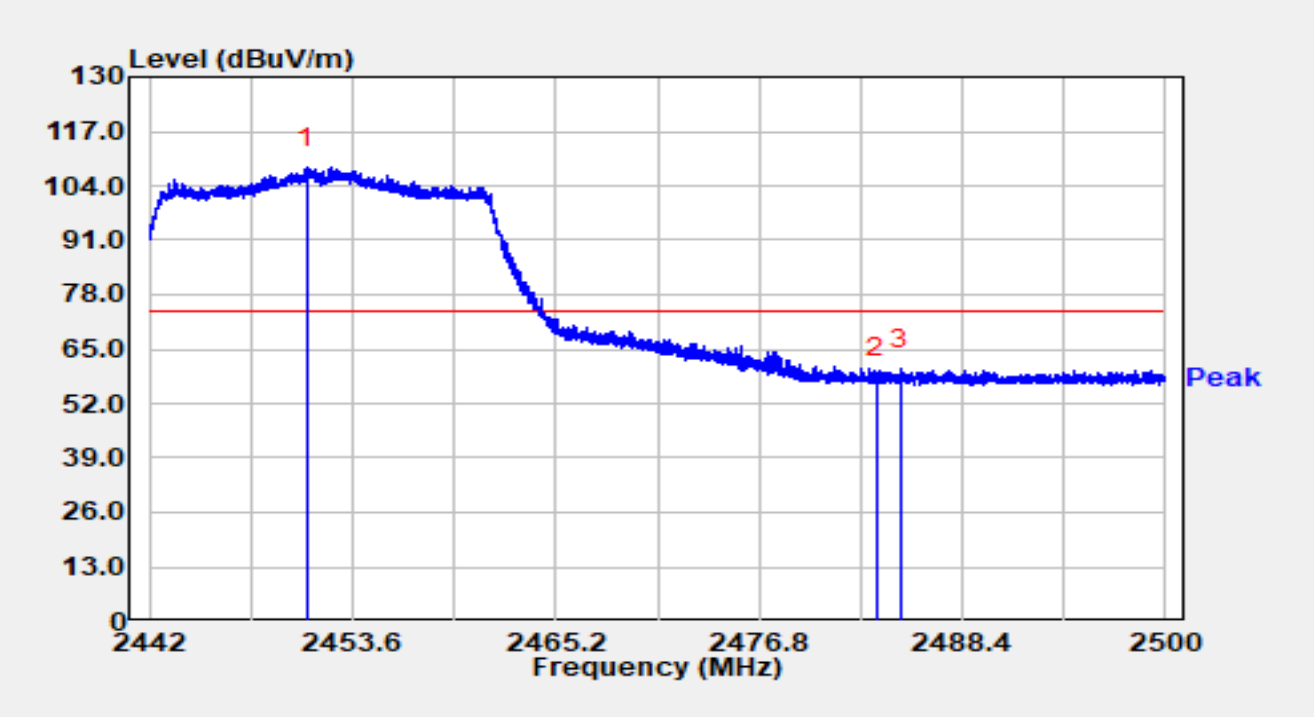

No	Mark	Frequency (MHz)	Reading (dBμV)	C.F (dB/m)	Measurement (dBμV/m)	Margin (dB)	Limit (dBμV/m)	Detector
1		2451.013	78.65	29.70	108.35	N/A	N/A	Peak
2		2483.500	28.52	29.76	58.29	-15.71	74.00	Peak
3	*	2484.879	30.39	29.77	60.16	-13.84	74.00	Peak

Notes:

1. " * ", means this data is the worst emission level.

2. C.F (dB/m) = Antenna Factor (dB/m) + Cable Loss (dB).

3. Measurement (dBμV/m) = Reading (dBμV) + C.F (dB/m).

Site	WJ-AC2	Test Date	2025-03-06
Temperature	24.7 °C	Humidity	33.1 %
Limit	FCC_2.4G_RE(3m)	Test Engineer	Bob Zhang
Factor	DRH18-E_07105	Polarity	Horizontal
EUT	Tri-band Wi-Fi 7 Mesh AP	Test Voltage	AC 120V/60Hz
Test Mode	Transmit by 802.11ax-HE20 at 2452MHz		

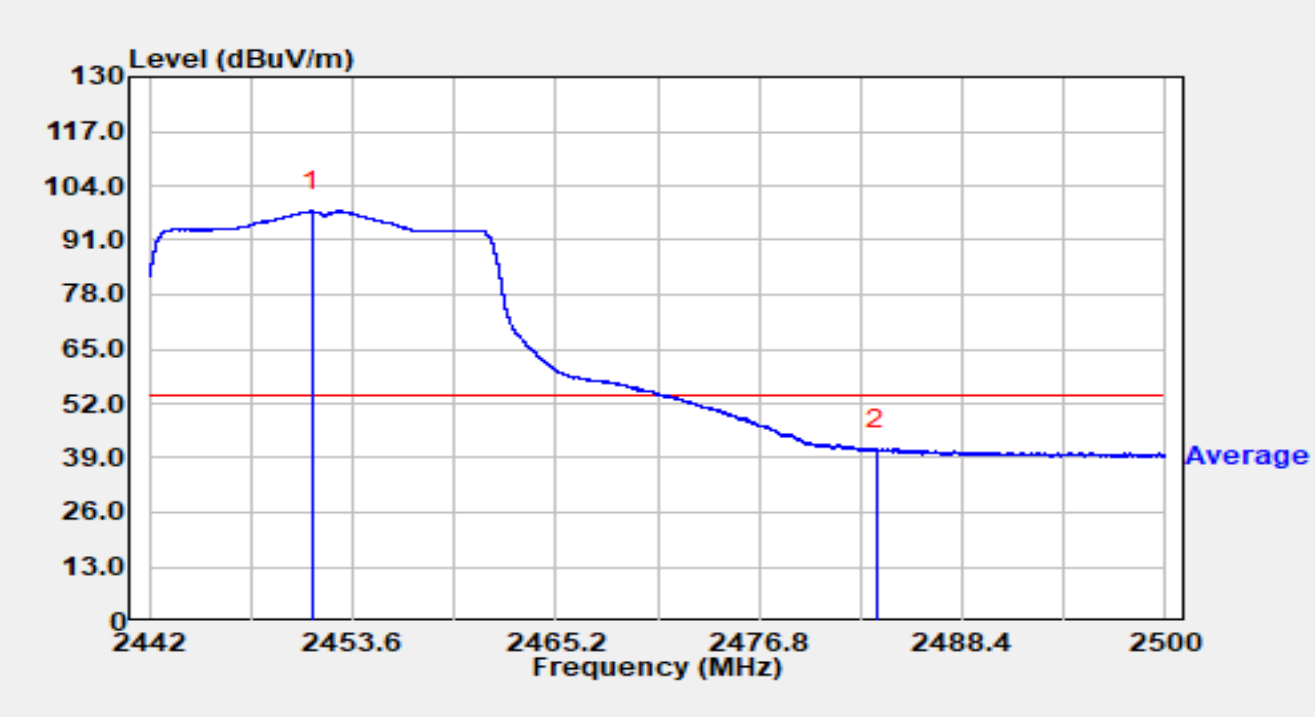

No	Mark	Frequency (MHz)	Reading (dBμV)	C.F (dB/m)	Measurement (dBμV/m)	Margin (dB)	Limit (dBμV/m)	Detector
1		2451.257	68.30	29.70	98.00	N/A	N/A	Average
2	*	2483.500	11.04	29.76	40.81	-13.19	54.00	Average

Notes:

1. " * ", means this data is the worst emission level.
2. C.F (dB/m) = Antenna Factor (dB/m) + Cable Loss (dB).
3. Measurement (dBμV/m) = Reading (dBμV) + C.F (dB/m).

Site	WJ-AC2	Test Date	2025-03-06
Temperature	24.7 °C	Humidity	33.1 %
Limit	FCC_2.4G_RE(3m)	Test Engineer	Bob Zhang
Factor	DRH18-E_07105	Polarity	Vertical
EUT	Tri-band Wi-Fi 7 Mesh AP	Test Voltage	AC 120V/60Hz
Test Mode	Transmit by 802.11ax-HE20 at 2452MHz		

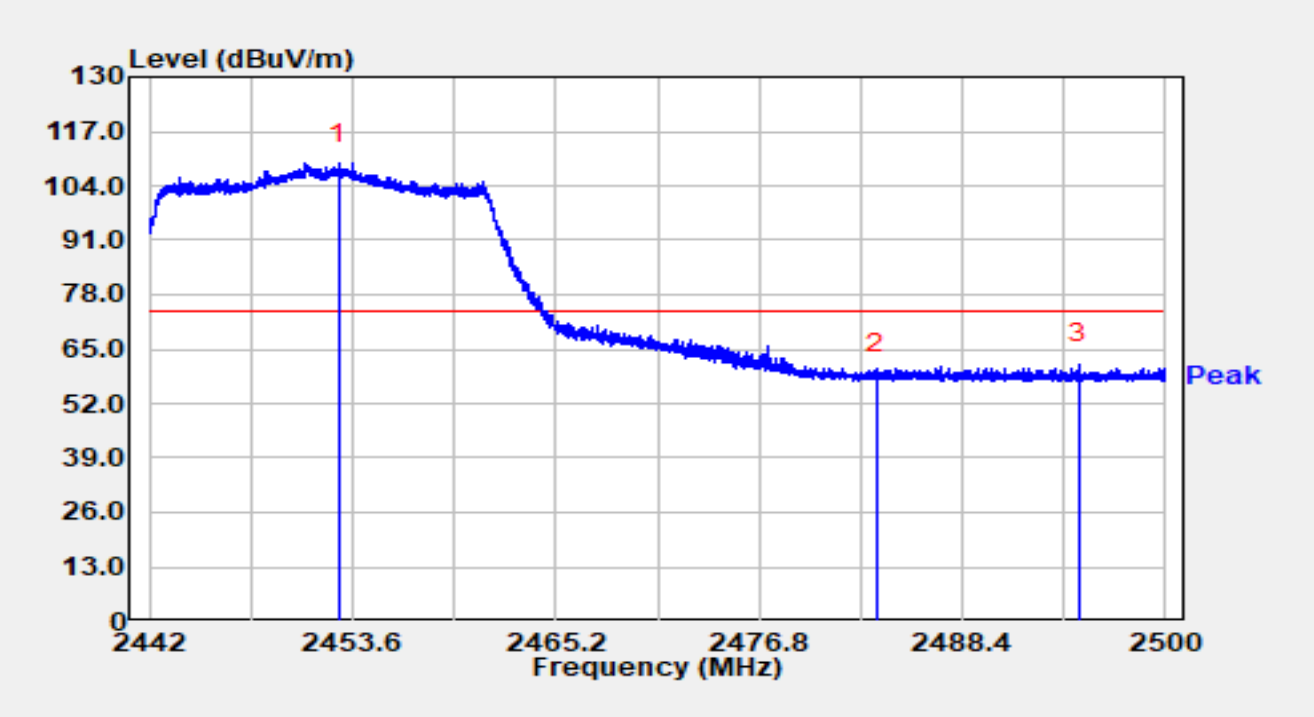

No	Mark	Frequency (MHz)	Reading (dBμV)	C.F (dB/m)	Measurement (dBμV/m)	Margin (dB)	Limit (dBμV/m)	Detector
1		2452.782	79.56	29.70	109.26	N/A	N/A	Peak
2		2483.500	29.53	29.76	59.29	-14.71	74.00	Peak
3	*	2495.029	31.57	29.79	61.35	-12.65	74.00	Peak

Notes:

1. " * ", means this data is the worst emission level.

2. C.F (dB/m) = Antenna Factor (dB/m) + Cable Loss (dB).

3. Measurement (dBμV/m) = Reading (dBμV) + C.F (dB/m).

Site	WJ-AC2	Test Date	2025-03-06
Temperature	24.7 °C	Humidity	33.1 %
Limit	FCC_2.4G_RE(3m)	Test Engineer	Bob Zhang
Factor	DRH18-E_07105	Polarity	Vertical
EUT	Tri-band Wi-Fi 7 Mesh AP	Test Voltage	AC 120V/60Hz
Test Mode	Transmit by 802.11ax-HE20 at 2452MHz		

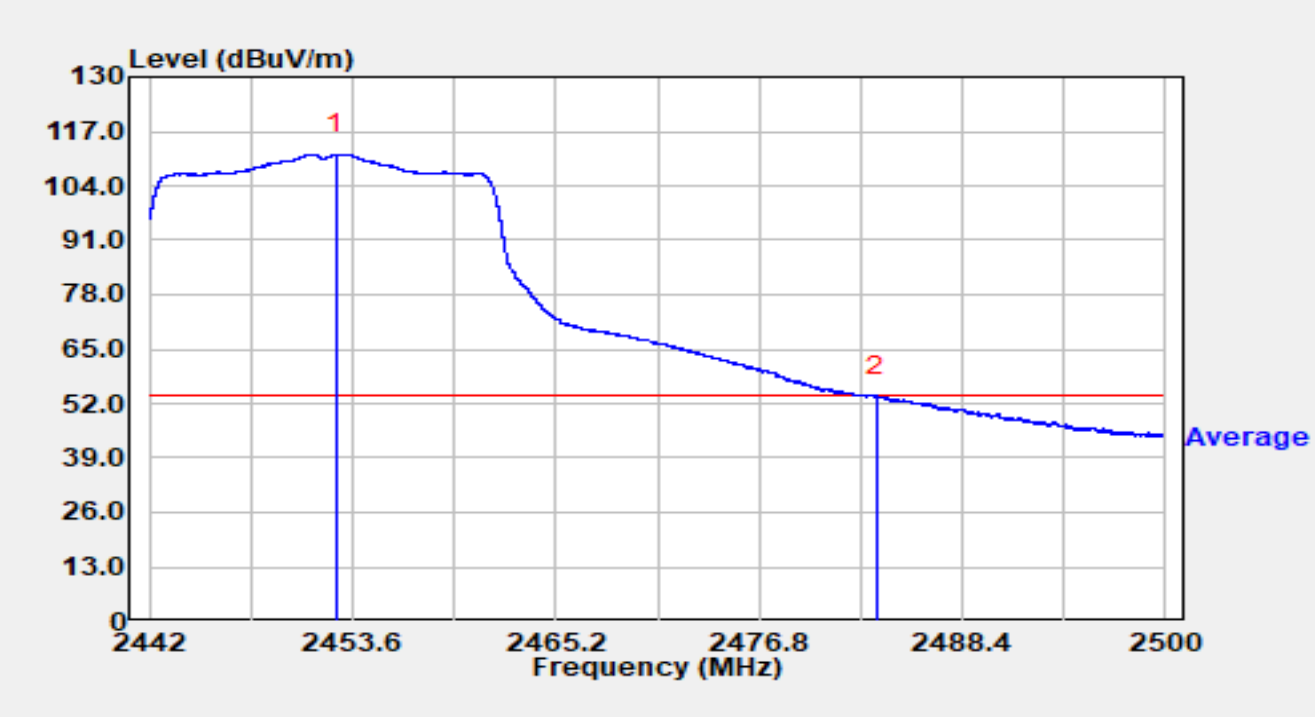

No	Mark	Frequency (MHz)	Reading (dBμV)	C.F (dB/m)	Measurement (dBμV/m)	Margin (dB)	Limit (dBμV/m)	Detector
1		2452.684	81.87	29.70	111.57	N/A	N/A	Average
2	*	2483.500	23.95	29.76	53.71	-0.29	54.00	Average

Notes:

1. " * ", means this data is the worst emission level.
2. C.F (dB/m) = Antenna Factor (dB/m) + Cable Loss (dB).
3. Measurement (dBμV/m) = Reading (dBμV) + C.F (dB/m).

Site	WJ-AC2	Test Date	2025-03-06
Temperature	24.7 °C	Humidity	33.1 %
Limit	FCC_2.4G_RE(3m)	Test Engineer	Bob Zhang
Factor	DRH18-E_07105	Polarity	Horizontal
EUT	Tri-band Wi-Fi 7 Mesh AP	Test Voltage	AC 120V/60Hz
Test Mode	Transmit by 802.11ax-HE20 at 2457MHz		

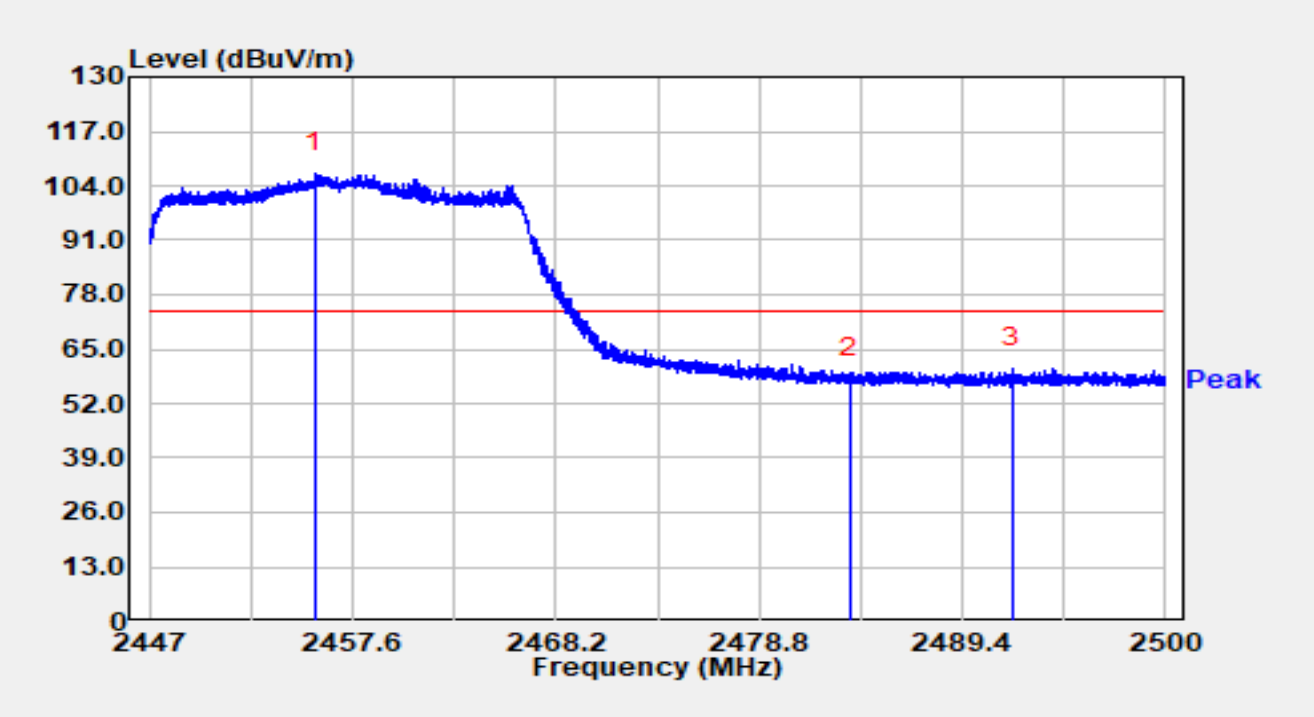

No	Mark	Frequency (MHz)	Reading (dBμV)	C.F (dB/m)	Measurement (dBμV/m)	Margin (dB)	Limit (dBμV/m)	Detector
1		2455.650	77.39	29.70	107.09	N/A	N/A	Peak
2		2483.500	28.51	29.76	58.28	-15.72	74.00	Peak
3	*	2491.992	30.72	29.79	60.51	-13.49	74.00	Peak

Notes:

1. " * ", means this data is the worst emission level.

2. C.F (dB/m) = Antenna Factor (dB/m) + Cable Loss (dB).

3. Measurement (dBμV/m) = Reading (dBμV) + C.F (dB/m).

Site	WJ-AC2	Test Date	2025-03-06
Temperature	24.7 °C	Humidity	33.1 %
Limit	FCC_2.4G_RE(3m)	Test Engineer	Bob Zhang
Factor	DRH18-E_07105	Polarity	Horizontal
EUT	Tri-band Wi-Fi 7 Mesh AP	Test Voltage	AC 120V/60Hz
Test Mode	Transmit by 802.11ax-HE20 at 2457MHz		

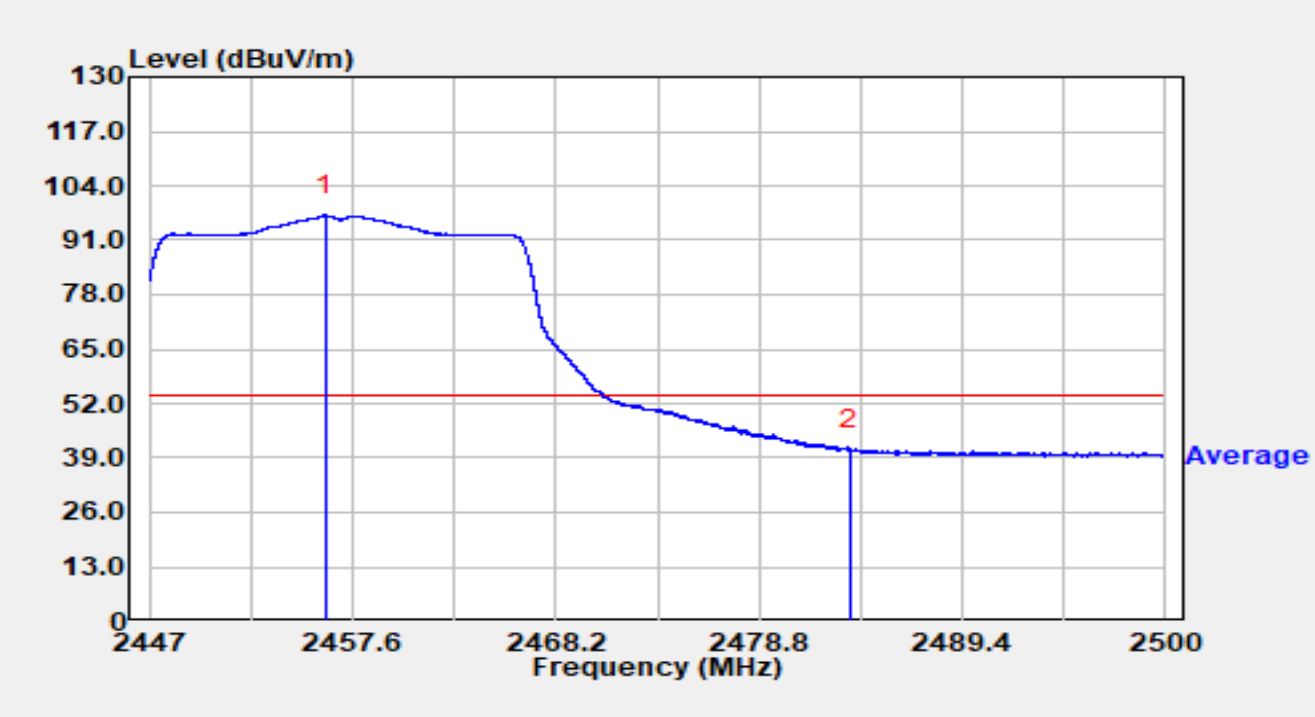

No	Mark	Frequency (MHz)	Reading (dBμV)	C.F (dB/m)	Measurement (dBμV/m)	Margin (dB)	Limit (dBμV/m)	Detector
1		2456.180	67.22	29.70	96.92	N/A	N/A	Average
2	*	2483.500	11.27	29.76	41.03	-12.97	54.00	Average

Notes:

1. " * ", means this data is the worst emission level.

2. C.F (dB/m) = Antenna Factor (dB/m) + Cable Loss (dB).

3. Measurement (dBμV/m) = Reading (dBμV) + C.F (dB/m).

Site	WJ-AC2	Test Date	2025-03-06
Temperature	24.7 °C	Humidity	33.1 %
Limit	FCC_2.4G_RE(3m)	Test Engineer	Bob Zhang
Factor	DRH18-E_07105	Polarity	Vertical
EUT	Tri-band Wi-Fi 7 Mesh AP	Test Voltage	AC 120V/60Hz
Test Mode	Transmit by 802.11ax-HE20 at 2457MHz		

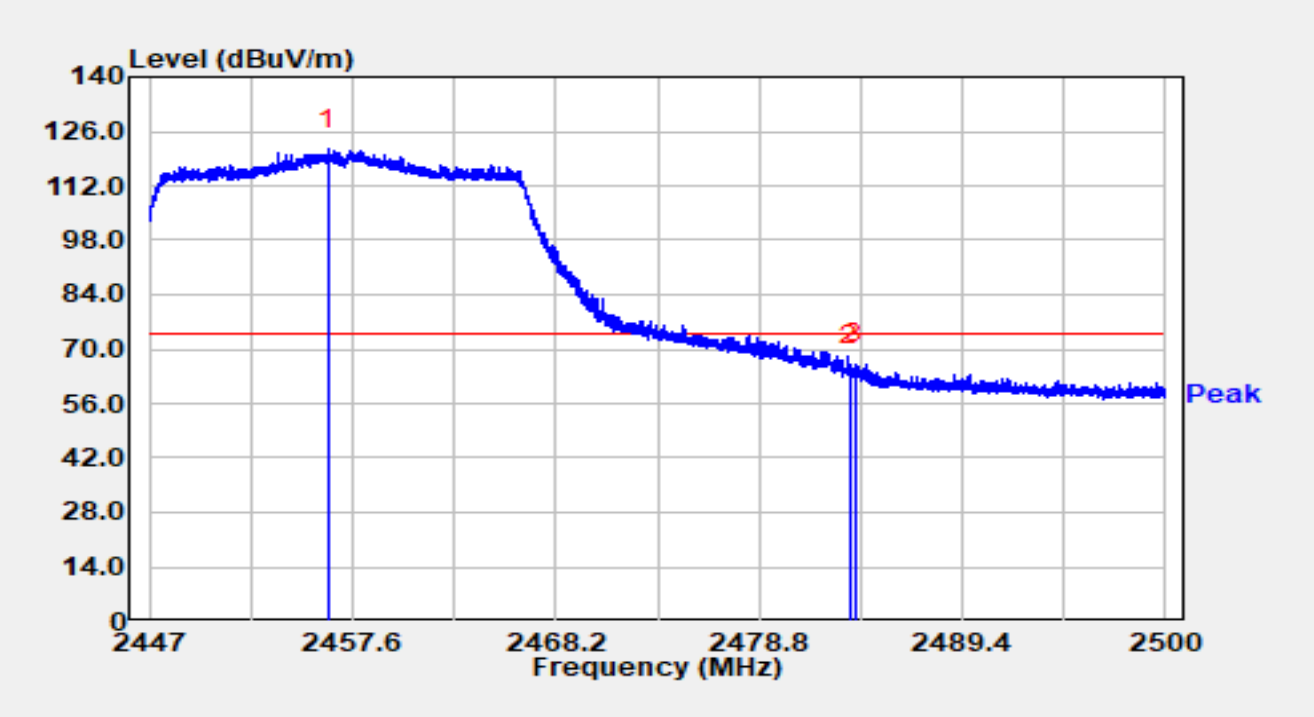

No	Mark	Frequency (MHz)	Reading (dBμV)	C.F (dB/m)	Measurement (dBμV/m)	Margin (dB)	Limit (dBμV/m)	Detector
1		2456.302	91.63	29.70	121.33	N/A	N/A	Peak
2		2483.500	36.09	29.76	65.86	-8.14	74.00	Peak
3	*	2483.835	36.53	29.77	66.29	-7.71	74.00	Peak

Notes:

1. " * ", means this data is the worst emission level.

2. C.F (dB/m) = Antenna Factor (dB/m) + Cable Loss (dB).

3. Measurement (dBμV/m) = Reading (dBμV) + C.F (dB/m).

Site	WJ-AC2	Test Date	2025-03-06
Temperature	24.7 °C	Humidity	33.1 %
Limit	FCC_2.4G_RE(3m)	Test Engineer	Bob Zhang
Factor	DRH18-E_07105	Polarity	Vertical
EUT	Tri-band Wi-Fi 7 Mesh AP	Test Voltage	AC 120V/60Hz
Test Mode	Transmit by 802.11ax-HE20 at 2457MHz		

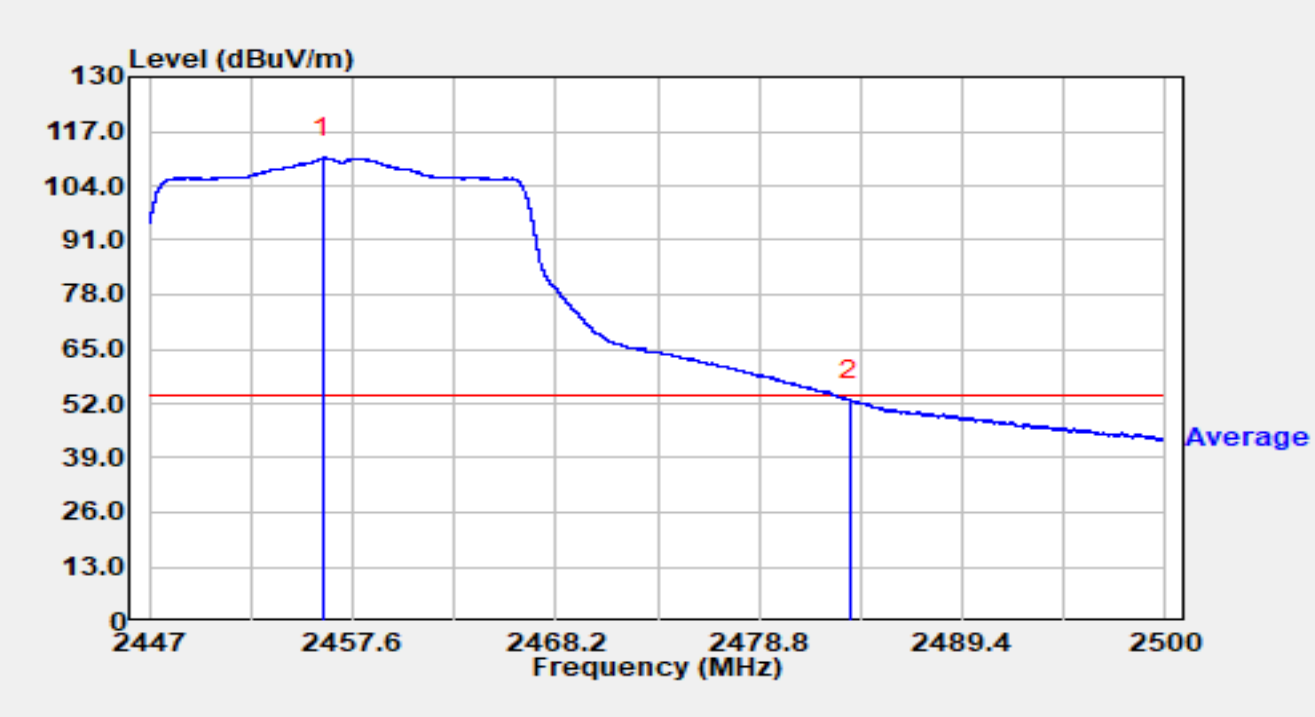

No	Mark	Frequency (MHz)	Reading (dBμV)	C.F (dB/m)	Measurement (dBμV/m)	Margin (dB)	Limit (dBμV/m)	Detector
1		2456.058	81.04	29.70	110.74	N/A	N/A	Average
2	*	2483.500	23.15	29.76	52.91	-1.09	54.00	Average

Notes:

1. " * ", means this data is the worst emission level.
2. C.F (dB/m) = Antenna Factor (dB/m) + Cable Loss (dB).
3. Measurement (dBμV/m) = Reading (dBμV) + C.F (dB/m).

Site	WJ-AC2	Test Date	2025-02-17
Temperature	20.3 °C	Humidity	33.1 %
Limit	FCC_2.4G_RE(3m)	Test Engineer	Bob Zhang
Factor	DRH18-E_07105	Polarity	Horizontal
EUT	Tri-band Wi-Fi 7 Mesh AP	Test Voltage	AC 120V/60Hz
Test Mode	Transmit by 802.11ax-HE20 at 2462MHz		

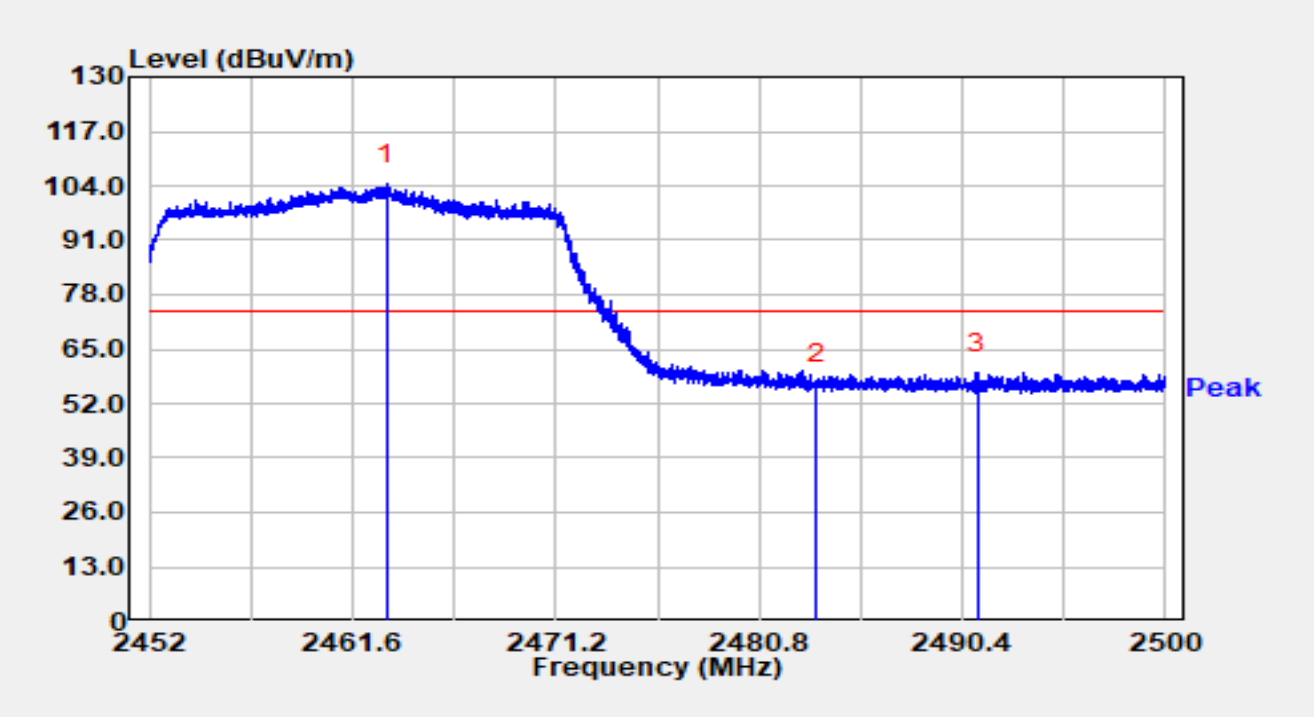

No	Mark	Frequency (MHz)	Reading (dBμV)	C.F (dB/m)	Measurement (dBμV/m)	Margin (dB)	Limit (dBμV/m)	Detector
1		2463.194	74.54	29.71	104.25	N/A	N/A	Peak
2		2483.500	27.02	29.76	56.78	-17.22	74.00	Peak
3	*	2491.091	29.57	29.79	59.36	-14.64	74.00	Peak

Notes:

1. " * ", means this data is the worst emission level.

2. C.F (dB/m) = Antenna Factor (dB/m) + Cable Loss (dB).

3. Measurement (dBμV/m) = Reading (dBμV) + C.F (dB/m).

Site	WJ-AC2	Test Date	2025-02-17
Temperature	20.3 °C	Humidity	33.1 %
Limit	FCC_2.4G_RE(3m)	Test Engineer	Bob Zhang
Factor	DRH18-E_07105	Polarity	Horizontal
EUT	Tri-band Wi-Fi 7 Mesh AP	Test Voltage	AC 120V/60Hz
Test Mode	Transmit by 802.11ax-HE20 at 2462MHz		

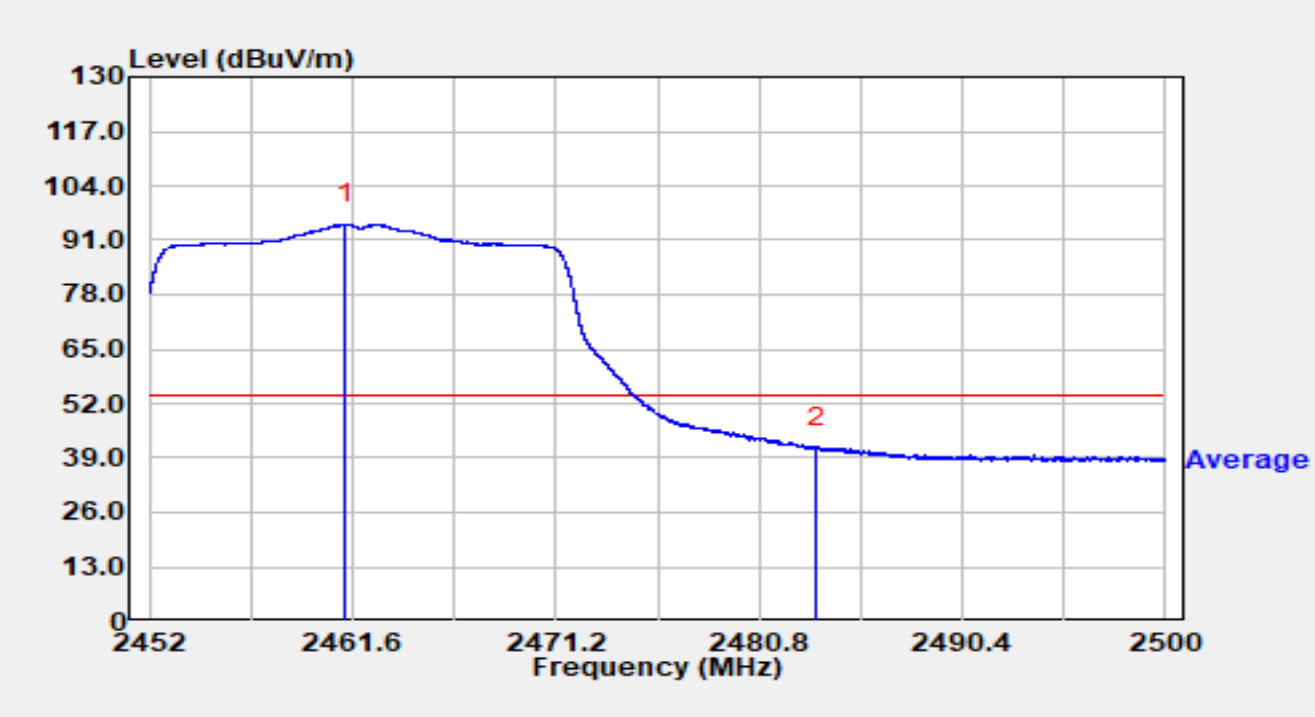

No	Mark	Frequency (MHz)	Reading (dBμV)	C.F (dB/m)	Measurement (dBμV/m)	Margin (dB)	Limit (dBμV/m)	Detector
1		2461.240	65.13	29.71	94.84	N/A	N/A	Average
2	*	2483.500	11.77	29.76	41.53	-12.47	54.00	Average

Notes:

1. " * ", means this data is the worst emission level.

2. C.F (dB/m) = Antenna Factor (dB/m) + Cable Loss (dB).

3. Measurement (dBμV/m) = Reading (dBμV) + C.F (dB/m).

Site	WJ-AC2	Test Date	2025-02-17
Temperature	20.3 °C	Humidity	33.1 %
Limit	FCC_2.4G_RE(3m)	Test Engineer	Bob Zhang
Factor	DRH18-E_07105	Polarity	Vertical
EUT	Tri-band Wi-Fi 7 Mesh AP	Test Voltage	AC 120V/60Hz
Test Mode	Transmit by 802.11ax-HE20 at 2462MHz		

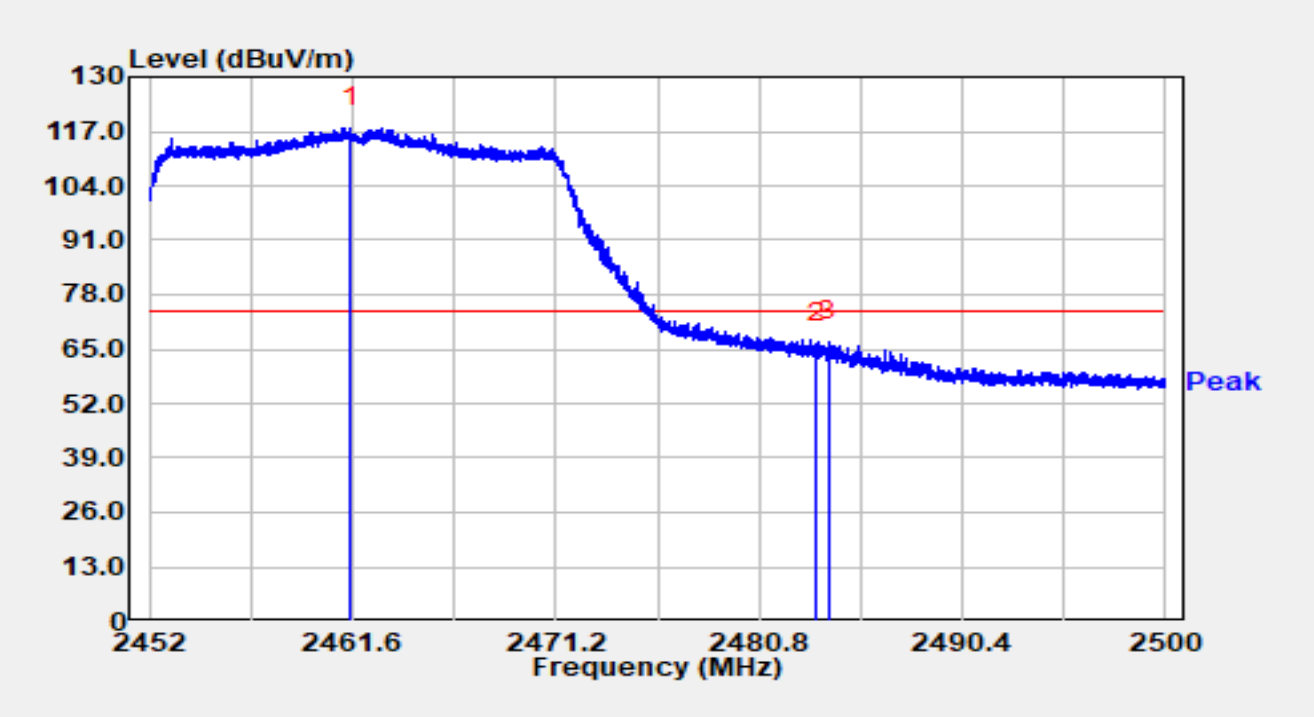

No	Mark	Frequency (MHz)	Reading (dBμV)	C.F (dB/m)	Measurement (dBμV/m)	Margin (dB)	Limit (dBμV/m)	Detector
1		2461.528	88.17	29.71	117.89	N/A	N/A	Peak
2		2483.500	36.58	29.76	66.34	-7.66	74.00	Peak
3	*	2484.083	37.07	29.77	66.83	-7.17	74.00	Peak

Notes:

1. " * ", means this data is the worst emission level.

2. C.F (dB/m) = Antenna Factor (dB/m) + Cable Loss (dB).

3. Measurement (dBμV/m) = Reading (dBμV) + C.F (dB/m).

Site	WJ-AC2	Test Date	2025-02-17
Temperature	20.3 °C	Humidity	33.1 %
Limit	FCC_2.4G_RE(3m)	Test Engineer	Bob Zhang
Factor	DRH18-E_07105	Polarity	Vertical
EUT	Tri-band Wi-Fi 7 Mesh AP	Test Voltage	AC 120V/60Hz
Test Mode	Transmit by 802.11ax-HE20 at 2462MHz		

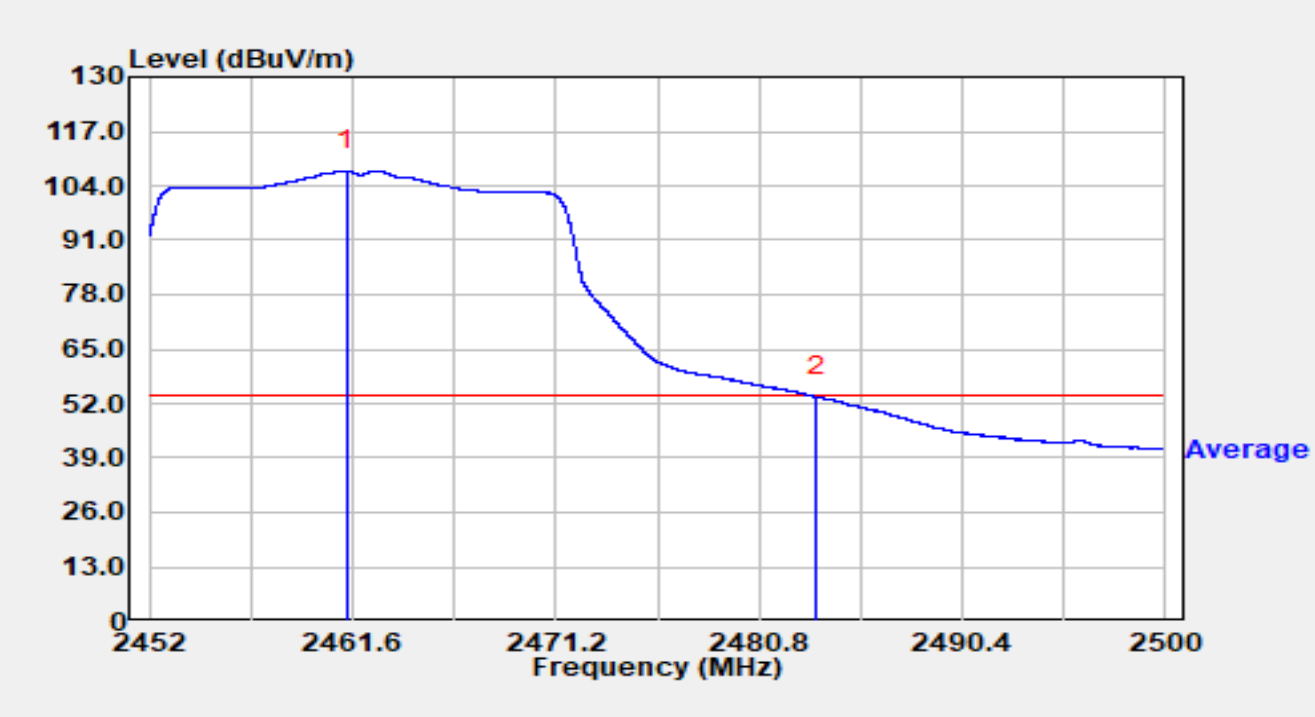

No	Mark	Frequency (MHz)	Reading (dBμV)	C.F (dB/m)	Measurement (dBμV/m)	Margin (dB)	Limit (dBμV/m)	Detector
1		2461.302	77.87	29.71	107.58	N/A	N/A	Average
2	*	2483.500	23.84	29.76	53.60	-0.40	54.00	Average

Notes:

1. " * ", means this data is the worst emission level.

2. C.F (dB/m) = Antenna Factor (dB/m) + Cable Loss (dB).

3. Measurement (dBμV/m) = Reading (dBμV) + C.F (dB/m).

Site	WJ-AC2	Test Date	2025-02-17
Temperature	20.3 °C	Humidity	33.1 %
Limit	FCC_2.4G_RE(3m)	Test Engineer	Bob Zhang
Factor	DRH18-E_07105	Polarity	Horizontal
EUT	Tri-band Wi-Fi 7 Mesh AP	Test Voltage	AC 120V/60Hz
Test Mode	Transmit by 802.11ax-HE40 at 2422MHz		

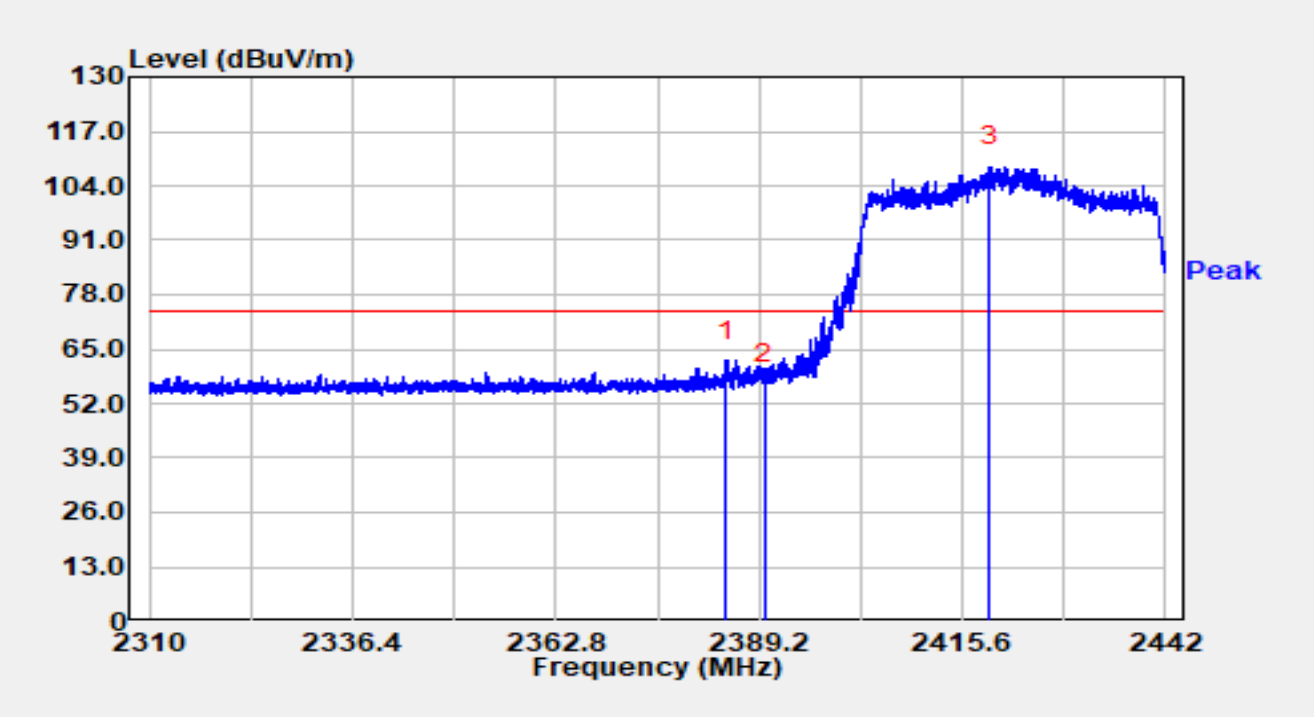

No	Mark	Frequency (MHz)	Reading (dBμV)	C.F (dB/m)	Measurement (dBμV/m)	Margin (dB)	Limit (dBμV/m)	Detector
1	*	2384.989	32.67	29.57	62.24	-11.76	74.00	Peak
2		2390.000	27.02	29.59	56.61	-17.39	74.00	Peak
3		2419.217	78.90	29.63	108.52	N/A	N/A	Peak

Notes:

1. " * ", means this data is the worst emission level.

2. C.F (dB/m) = Antenna Factor (dB/m) + Cable Loss (dB).

3. Measurement (dBμV/m) = Reading (dBμV) + C.F (dB/m).

Site	WJ-AC2	Test Date	2025-02-17
Temperature	20.3 °C	Humidity	33.1 %
Limit	FCC_2.4G_RE(3m)	Test Engineer	Bob Zhang
Factor	DRH18-E_07105	Polarity	Horizontal
EUT	Tri-band Wi-Fi 7 Mesh AP	Test Voltage	AC 120V/60Hz
Test Mode	Transmit by 802.11ax-HE40 at 2422MHz		

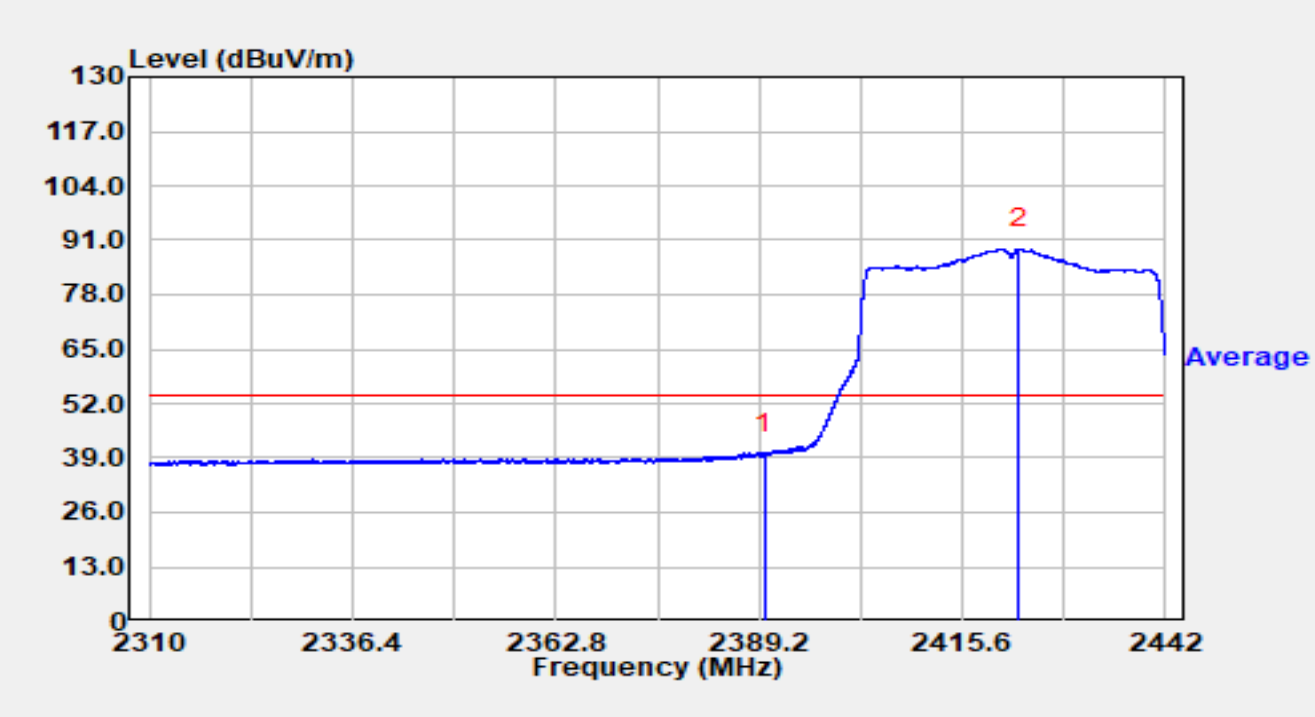

No	Mark	Frequency (MHz)	Reading (dBμV)	C.F (dB/m)	Measurement (dBμV/m)	Margin (dB)	Limit (dBμV/m)	Detector
1	*	2390.000	10.27	29.59	39.86	-14.14	54.00	Average
2		2422.979	59.37	29.64	89.01	N/A	N/A	Average

Notes:

1. " * ", means this data is the worst emission level.
2. C.F (dB/m) = Antenna Factor (dB/m) + Cable Loss (dB).
3. Measurement (dBμV/m) = Reading (dBμV) + C.F (dB/m).

Site	WJ-AC2	Test Date	2025-02-17
Temperature	20.3 °C	Humidity	33.1 %
Limit	FCC_2.4G_RE(3m)	Test Engineer	Bob Zhang
Factor	DRH18-E_07105	Polarity	Vertical
EUT	Tri-band Wi-Fi 7 Mesh AP	Test Voltage	AC 120V/60Hz
Test Mode	Transmit by 802.11ax-HE40 at 2422MHz		

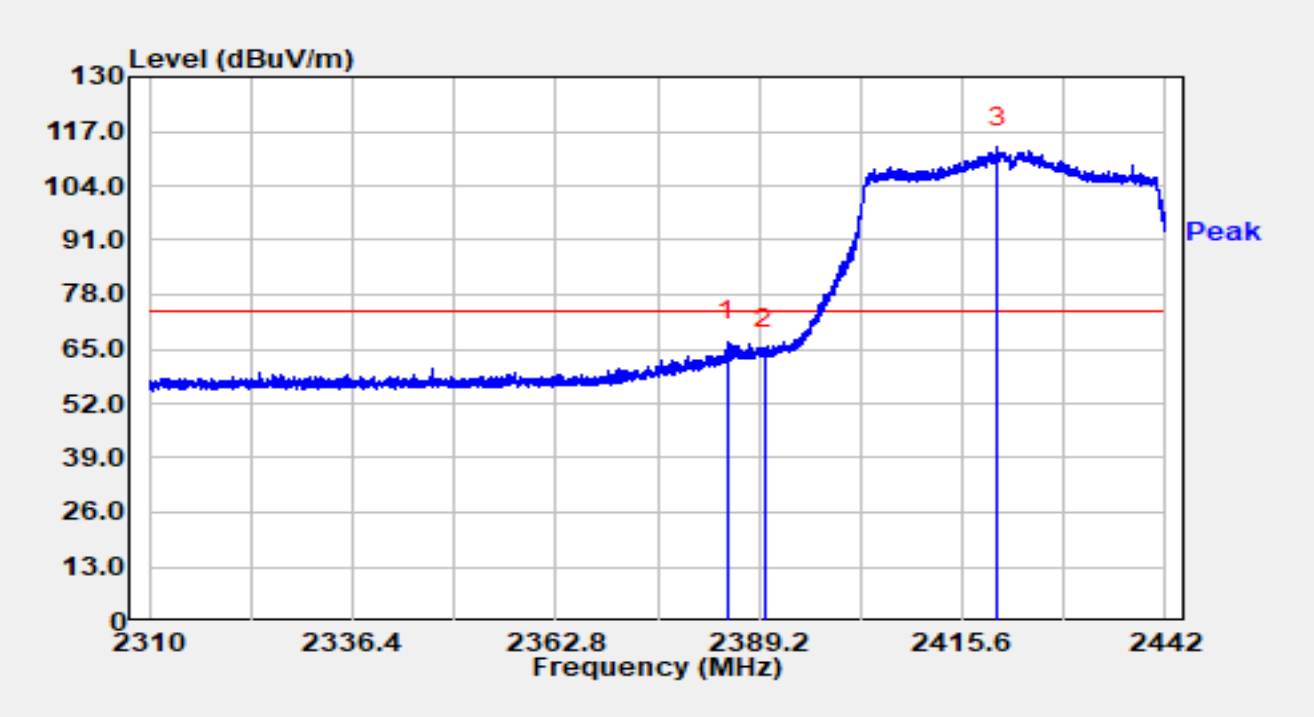

No	Mark	Frequency (MHz)	Reading (dBμV)	C.F (dB/m)	Measurement (dBμV/m)	Margin (dB)	Limit (dBμV/m)	Detector
1	*	2385.148	37.24	29.57	66.81	-7.19	74.00	Peak
2		2390.000	35.54	29.59	65.13	-8.87	74.00	Peak
3		2420.141	83.55	29.63	113.17	N/A	N/A	Peak

Notes:

1. " * ", means this data is the worst emission level.
2. C.F (dB/m) = Antenna Factor (dB/m) + Cable Loss (dB).
3. Measurement (dBμV/m) = Reading (dBμV) + C.F (dB/m).

Site	WJ-AC2	Test Date	2025-02-17
Temperature	20.3 °C	Humidity	33.1 %
Limit	FCC_2.4G_RE(3m)	Test Engineer	Bob Zhang
Factor	DRH18-E_07105	Polarity	Vertical
EUT	Tri-band Wi-Fi 7 Mesh AP	Test Voltage	AC 120V/60Hz
Test Mode	Transmit by 802.11ax-HE40 at 2422MHz		

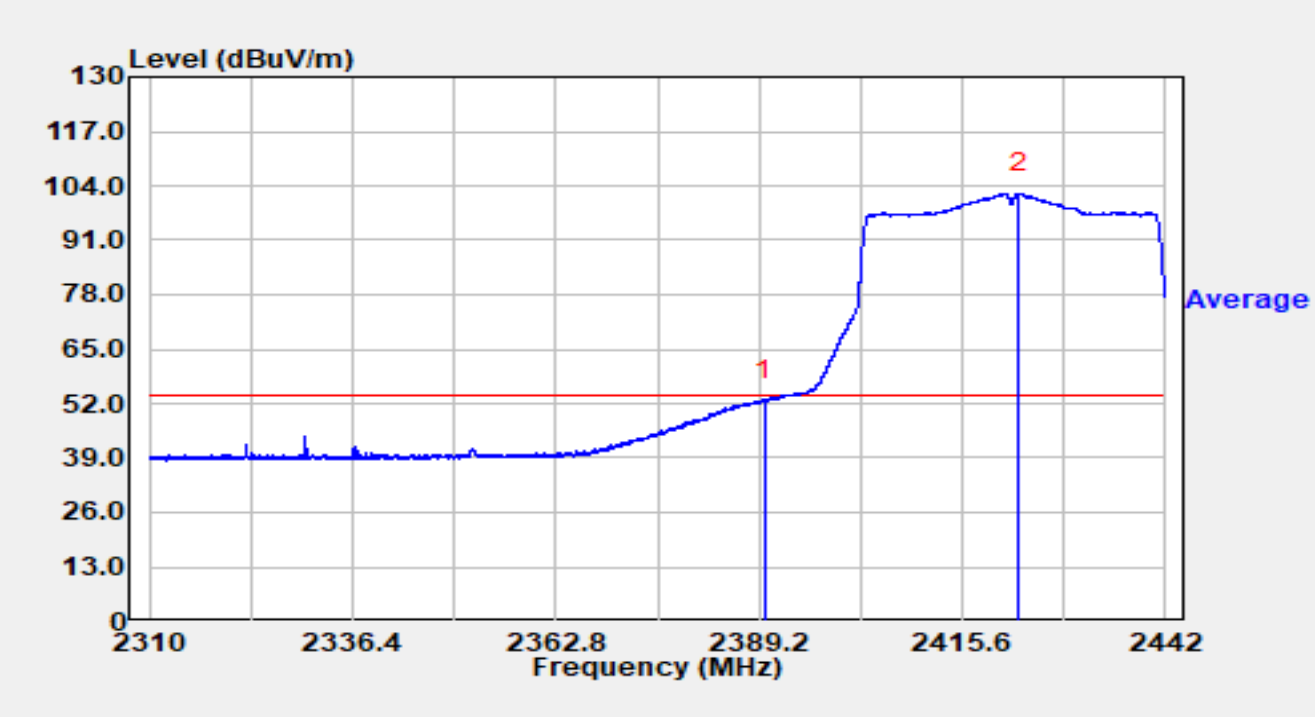

No	Mark	Frequency (MHz)	Reading (dBμV)	C.F (dB/m)	Measurement (dBμV/m)	Margin (dB)	Limit (dBμV/m)	Detector
1	*	2390.000	22.99	29.59	52.59	-1.41	54.00	Average
2		2422.926	72.63	29.64	102.27	N/A	N/A	Average

Notes:

1. " * ", means this data is the worst emission level.
2. C.F (dB/m) = Antenna Factor (dB/m) + Cable Loss (dB).
3. Measurement (dBμV/m) = Reading (dBμV) + C.F (dB/m).

Site	WJ-AC2	Test Date	2025-03-06
Temperature	24.7 °C	Humidity	33.1 %
Limit	FCC_2.4G_RE(3m)	Test Engineer	Bob Zhang
Factor	DRH18-E_07105	Polarity	Horizontal
EUT	Tri-band Wi-Fi 7 Mesh AP	Test Voltage	AC 120V/60Hz
Test Mode	Transmit by 802.11ax-HE40 at 2427MHz		

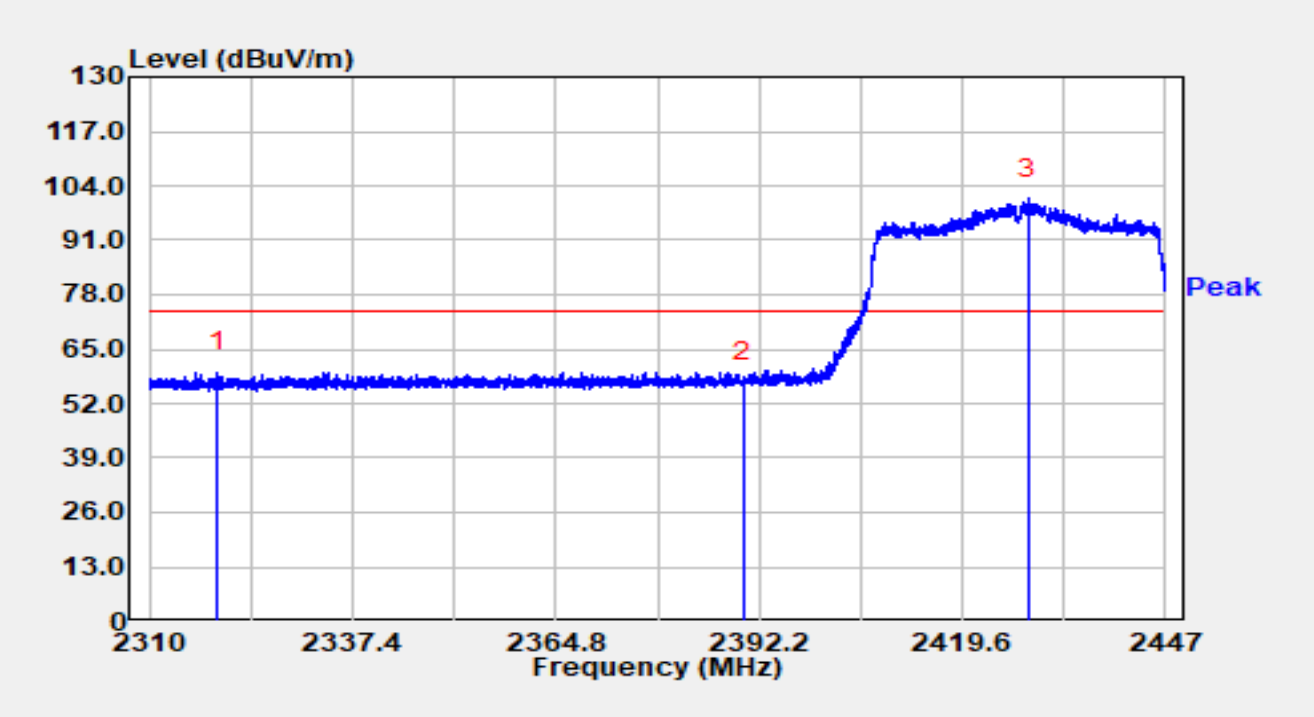

No	Mark	Frequency (MHz)	Reading (dBμV)	C.F (dB/m)	Measurement (dBμV/m)	Margin (dB)	Limit (dBμV/m)	Detector
1	*	2319.261	30.10	29.44	59.54	-14.46	74.00	Peak
2		2390.000	27.53	29.59	57.12	-16.88	74.00	Peak
3		2428.532	71.17	29.65	100.82	N/A	N/A	Peak

Notes:

1. " * ", means this data is the worst emission level.
2. C.F (dB/m) = Antenna Factor (dB/m) + Cable Loss (dB).
3. Measurement (dBμV/m) = Reading (dBμV) + C.F (dB/m).

Site	WJ-AC2	Test Date	2025-03-06
Temperature	24.7 °C	Humidity	33.1 %
Limit	FCC_2.4G_RE(3m)	Test Engineer	Bob Zhang
Factor	DRH18-E_07105	Polarity	Horizontal
EUT	Tri-band Wi-Fi 7 Mesh AP	Test Voltage	AC 120V/60Hz
Test Mode	Transmit by 802.11ax-HE40 at 2427MHz		

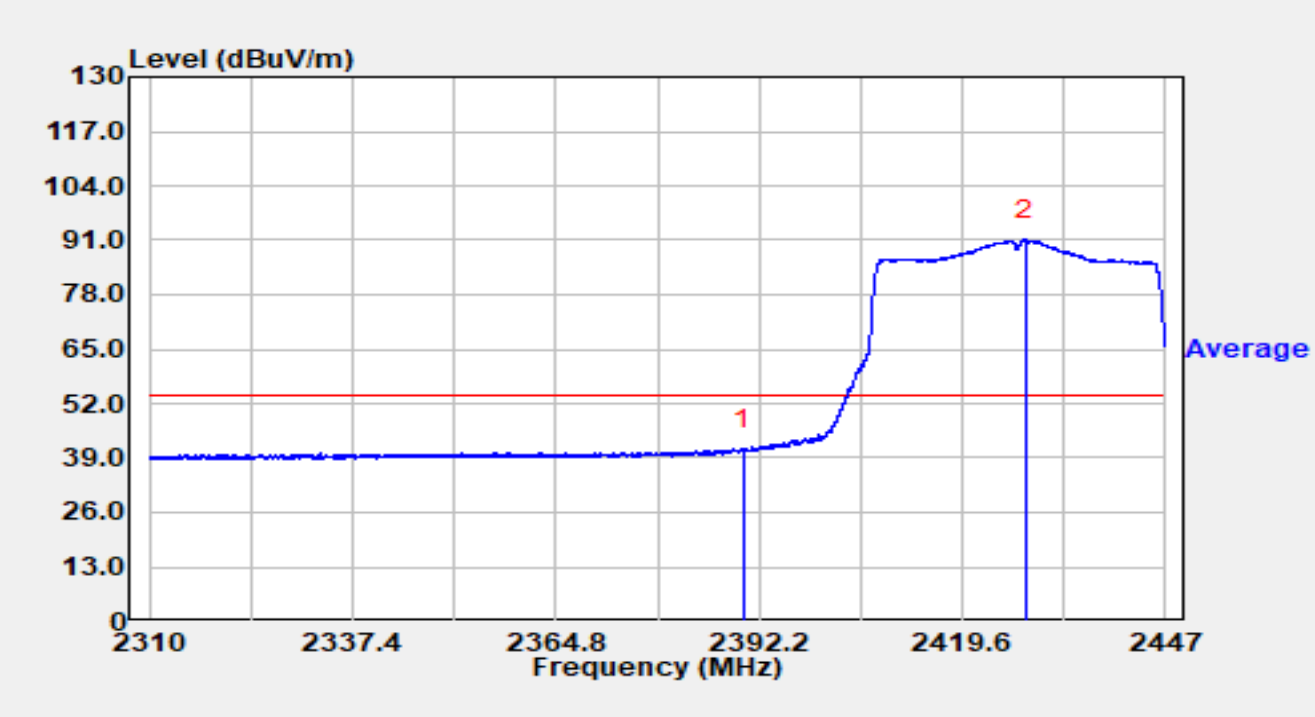

No	Mark	Frequency (MHz)	Reading (dBμV)	C.F (dB/m)	Measurement (dBμV/m)	Margin (dB)	Limit (dBμV/m)	Detector
1	*	2390.000	11.42	29.59	41.01	-12.99	54.00	Average
2		2428.121	61.45	29.65	91.10	N/A	N/A	Average

Notes:

1. " * ", means this data is the worst emission level.

2. C.F (dB/m) = Antenna Factor (dB/m) + Cable Loss (dB).

3. Measurement (dBμV/m) = Reading (dBμV) + C.F (dB/m).

Site	WJ-AC2	Test Date	2025-03-06
Temperature	24.7 °C	Humidity	33.1 %
Limit	FCC_2.4G_RE(3m)	Test Engineer	Bob Zhang
Factor	DRH18-E_07105	Polarity	Vertical
EUT	Tri-band Wi-Fi 7 Mesh AP	Test Voltage	AC 120V/60Hz
Test Mode	Transmit by 802.11ax-HE40 at 2427MHz		

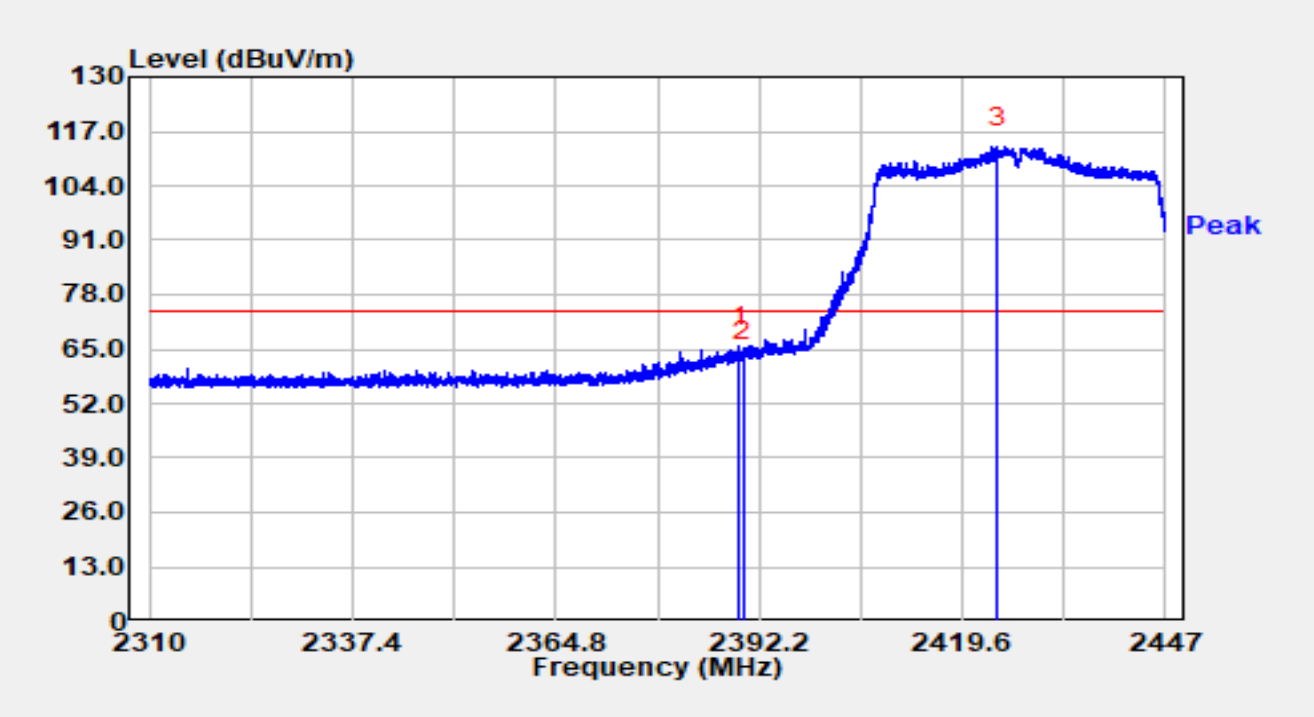

No	Mark	Frequency (MHz)	Reading (dBμV)	C.F (dB/m)	Measurement (dBμV/m)	Margin (dB)	Limit (dBμV/m)	Detector
1	*	2389.460	35.94	29.59	65.53	-8.47	74.00	Peak
2		2390.000	32.62	29.59	62.21	-11.79	74.00	Peak
3		2424.285	83.65	29.64	113.29	N/A	N/A	Peak

Notes:

1. " * ", means this data is the worst emission level.
2. C.F (dB/m) = Antenna Factor (dB/m) + Cable Loss (dB).
3. Measurement (dBμV/m) = Reading (dBμV) + C.F (dB/m).

Site	WJ-AC2	Test Date	2025-03-06
Temperature	24.7 °C	Humidity	33.1 %
Limit	FCC_2.4G_RE(3m)	Test Engineer	Bob Zhang
Factor	DRH18-E_07105	Polarity	Vertical
EUT	Tri-band Wi-Fi 7 Mesh AP	Test Voltage	AC 120V/60Hz
Test Mode	Transmit by 802.11ax-HE40 at 2427MHz		

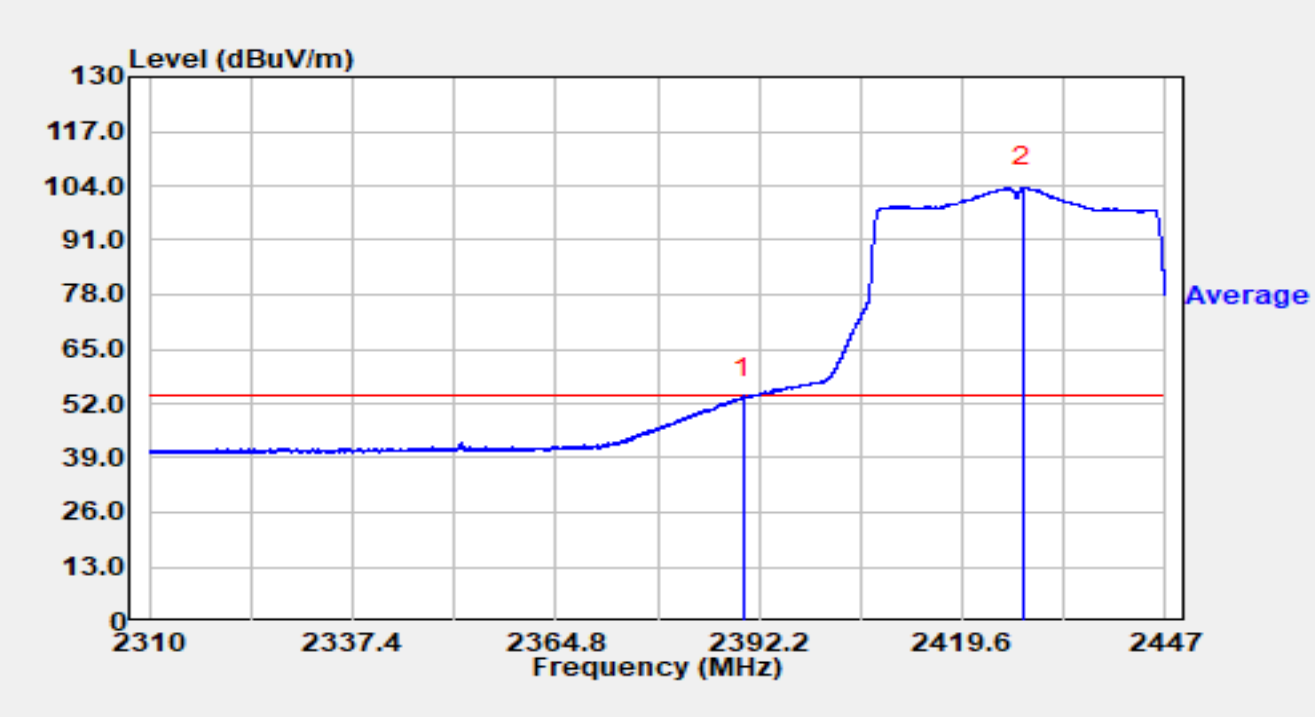

No	Mark	Frequency (MHz)	Reading (dBμV)	C.F (dB/m)	Measurement (dBμV/m)	Margin (dB)	Limit (dBμV/m)	Detector
1	*	2390.000	23.68	29.59	53.27	-0.73	54.00	Average
2		2427.847	74.03	29.65	103.68	N/A	N/A	Average

Notes:

1. " * ", means this data is the worst emission level.

2. C.F (dB/m) = Antenna Factor (dB/m) + Cable Loss (dB).

3. Measurement (dBμV/m) = Reading (dBμV) + C.F (dB/m).

Site	WJ-AC2	Test Date	2025-03-05
Temperature	24.7 °C	Humidity	33.1 %
Limit	FCC_2.4G_RE(3m)	Test Engineer	Carl Jiang
Factor	DRH18-E_07105	Polarity	Horizontal
EUT	Tri-band Wi-Fi 7 Mesh AP	Test Voltage	AC 120V/60Hz
Test Mode	Transmit by 802.11ax-HE40 at 2437MHz		

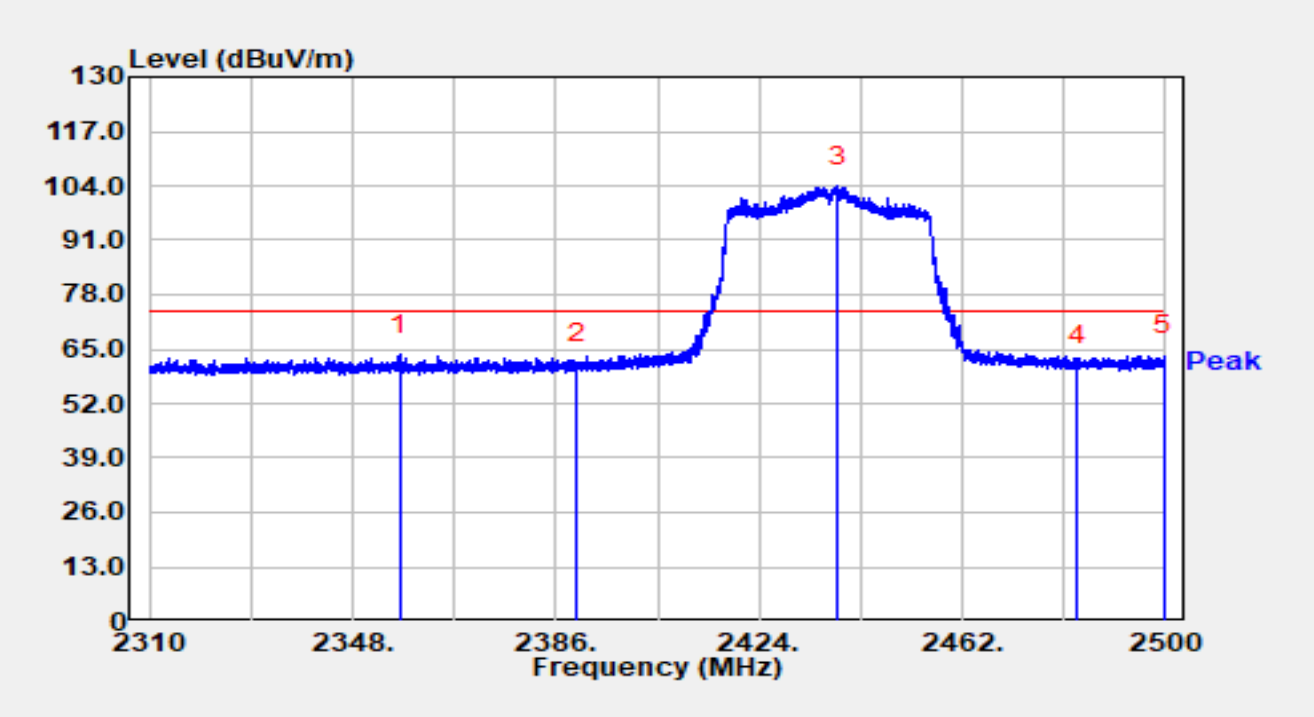

No	Mark	Frequency (MHz)	Reading (dBμV)	C.F (dB/m)	Measurement (dBμV/m)	Margin (dB)	Limit (dBμV/m)	Detector
1	*	2356.740	34.03	29.53	63.56	-10.44	74.00	Peak
2		2390.000	31.93	29.59	61.53	-12.47	74.00	Peak
3		2438.820	74.21	29.68	103.89	N/A	N/A	Peak
4		2483.500	31.14	29.76	60.90	-13.10	74.00	Peak
5		2499.620	33.55	29.78	63.33	-10.67	74.00	Peak

Notes:

1. " * ", means this data is the worst emission level.

2. C.F (dB/m) = Antenna Factor (dB/m) + Cable Loss (dB).

3. Measurement (dBμV/m) = Reading (dBμV) + C.F (dB/m).

Site	WJ-AC2	Test Date	2025-03-05
Temperature	24.7 °C	Humidity	33.1 %
Limit	FCC_2.4G_RE(3m)	Test Engineer	Carl Jiang
Factor	DRH18-E_07105	Polarity	Horizontal
EUT	Tri-band Wi-Fi 7 Mesh AP	Test Voltage	AC 120V/60Hz
Test Mode	Transmit by 802.11ax-HE40 at 2437MHz		

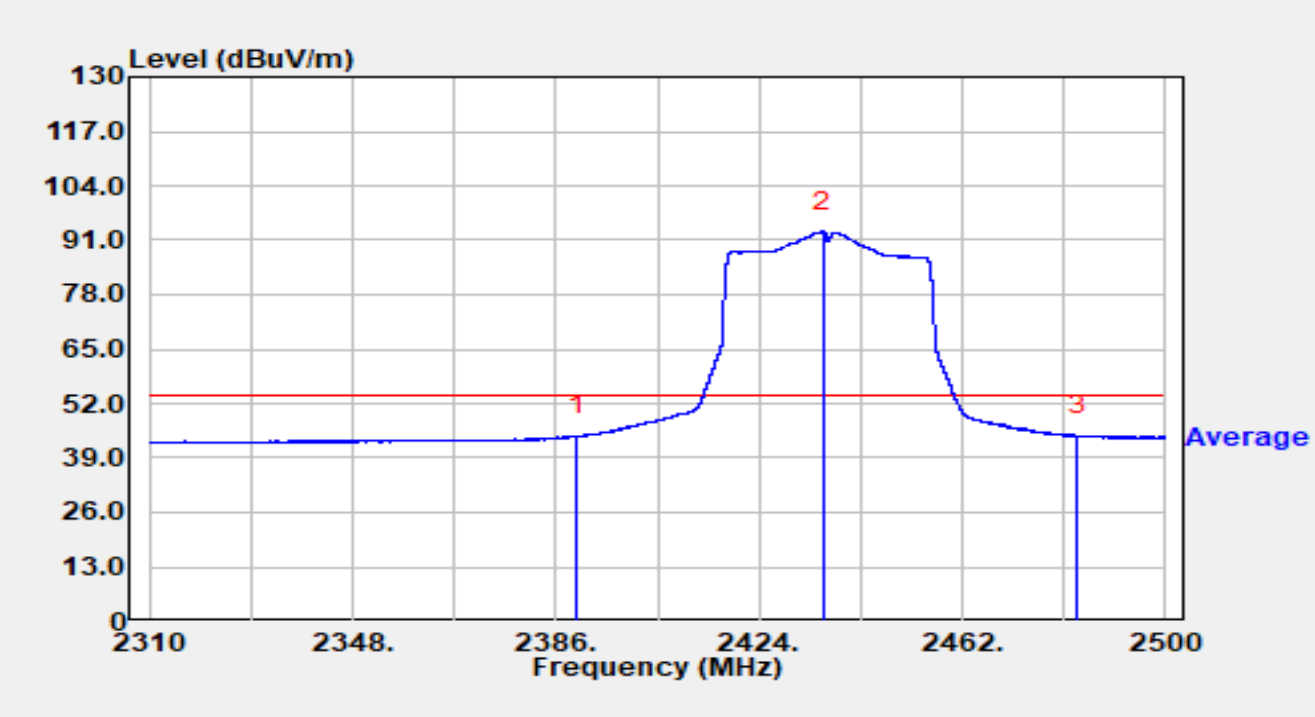

No	Mark	Frequency (MHz)	Reading (dBμV)	C.F (dB/m)	Measurement (dBμV/m)	Margin (dB)	Limit (dBμV/m)	Detector
1		2390.000	14.58	29.59	44.18	-9.82	54.00	Average
2		2436.046	63.37	29.67	93.04	N/A	N/A	Average
3	*	2483.500	14.58	29.76	44.35	-9.65	54.00	Average

Notes:

1. " * ", means this data is the worst emission level.

2. C.F (dB/m) = Antenna Factor (dB/m) + Cable Loss (dB).

3. Measurement (dBμV/m) = Reading (dBμV) + C.F (dB/m).

Site	WJ-AC2	Test Date	2025-03-05
Temperature	24.7 °C	Humidity	33.1 %
Limit	FCC_2.4G_RE(3m)	Test Engineer	Carl Jiang
Factor	DRH18-E_07105	Polarity	Vertical
EUT	Tri-band Wi-Fi 7 Mesh AP	Test Voltage	AC 120V/60Hz
Test Mode	Transmit by 802.11ax-HE40 at 2437MHz		

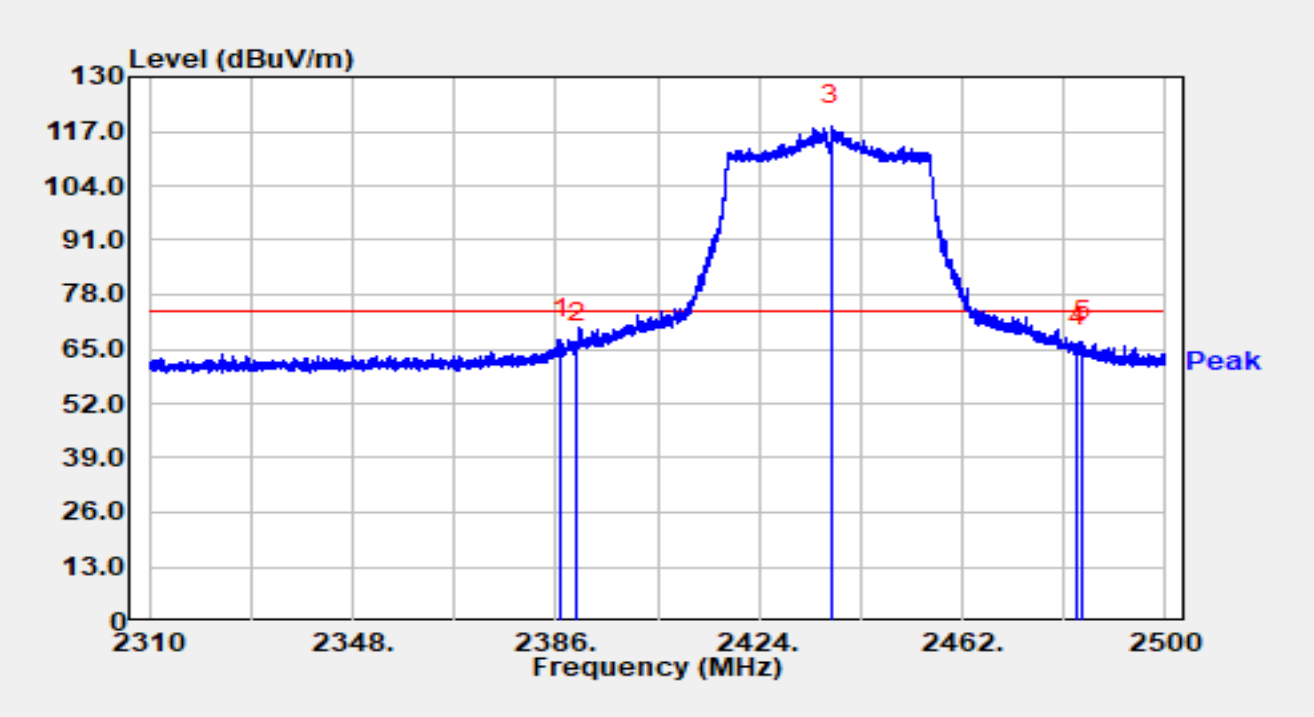

No	Mark	Frequency (MHz)	Reading (dBμV)	C.F (dB/m)	Measurement (dBμV/m)	Margin (dB)	Limit (dBμV/m)	Detector
1	*	2386.988	37.87	29.58	67.45	-6.55	74.00	Peak
2		2390.000	37.04	29.59	66.63	-7.37	74.00	Peak
3		2437.585	88.72	29.68	118.40	N/A	N/A	Peak
4		2483.500	35.77	29.76	65.53	-8.47	74.00	Peak
5		2484.572	37.10	29.77	66.87	-7.13	74.00	Peak

Notes:

1. " * ", means this data is the worst emission level.

2. C.F (dB/m) = Antenna Factor (dB/m) + Cable Loss (dB).

3. Measurement (dBμV/m) = Reading (dBμV) + C.F (dB/m).

Site	WJ-AC2	Test Date	2025-03-05
Temperature	24.7 °C	Humidity	33.1 %
Limit	FCC_2.4G_RE(3m)	Test Engineer	Carl Jiang
Factor	DRH18-E_07105	Polarity	Vertical
EUT	Tri-band Wi-Fi 7 Mesh AP	Test Voltage	AC 120V/60Hz
Test Mode	Transmit by 802.11ax-HE40 at 2437MHz		

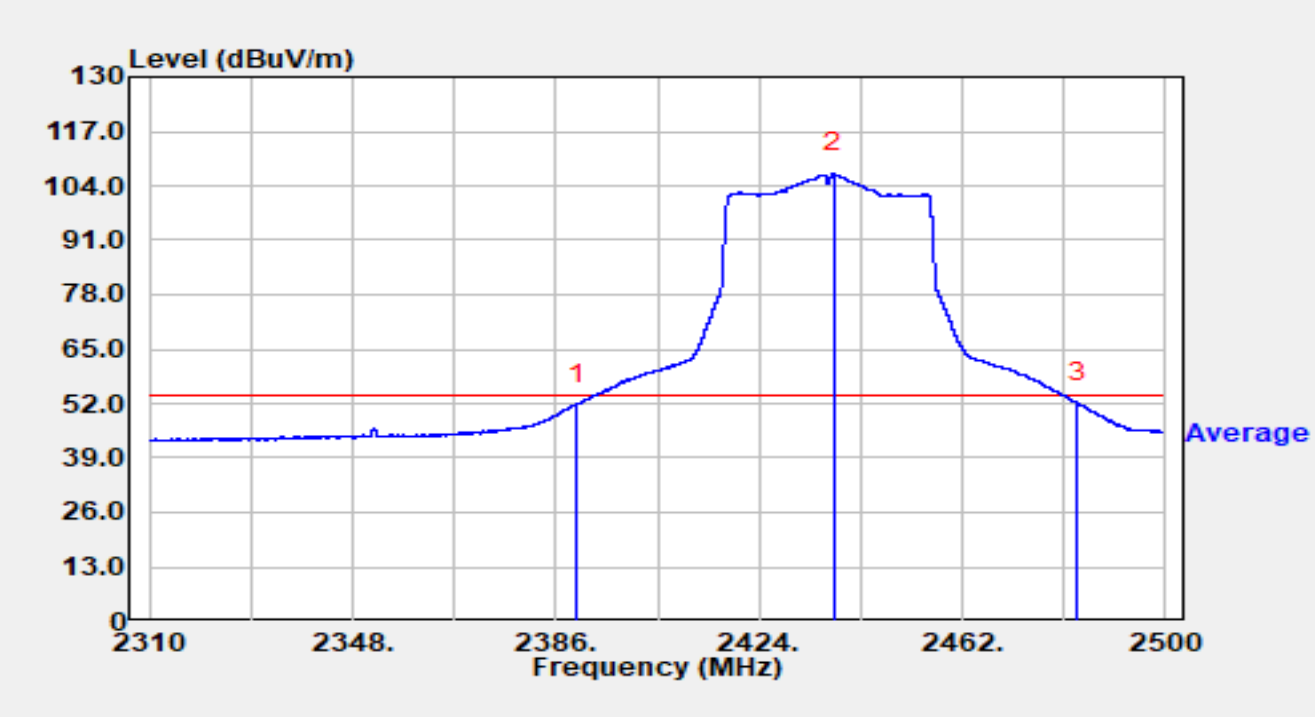

No	Mark	Frequency (MHz)	Reading (dBμV)	C.F (dB/m)	Measurement (dBμV/m)	Margin (dB)	Limit (dBμV/m)	Detector
1		2390.000	22.24	29.59	51.83	-2.17	54.00	Average
2		2437.851	77.37	29.68	107.05	N/A	N/A	Average
3	*	2483.500	22.42	29.76	52.19	-1.81	54.00	Average

Notes:

1. " * ", means this data is the worst emission level.
2. C.F (dB/m) = Antenna Factor (dB/m) + Cable Loss (dB).
3. Measurement (dBμV/m) = Reading (dBμV) + C.F (dB/m).

Site	WJ-AC2	Test Date	2025-03-06
Temperature	24.7 °C	Humidity	33.1 %
Limit	FCC_2.4G_RE(3m)	Test Engineer	Bob Zhang
Factor	DRH18-E_07105	Polarity	Horizontal
EUT	Tri-band Wi-Fi 7 Mesh AP	Test Voltage	AC 120V/60Hz
Test Mode	Transmit by 802.11ax-HE40 at 2447MHz		

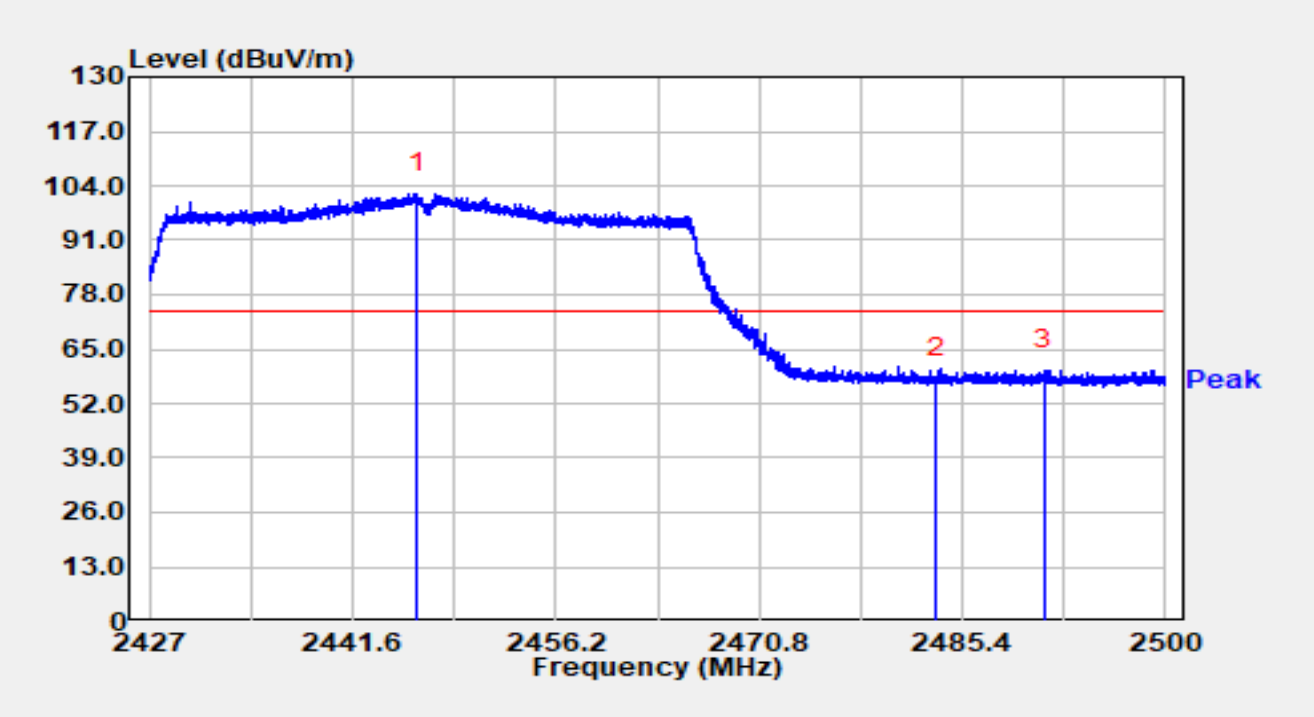

No	Mark	Frequency (MHz)	Reading (dBμV)	C.F (dB/m)	Measurement (dBμV/m)	Margin (dB)	Limit (dBμV/m)	Detector
1		2446.236	72.58	29.69	102.27	N/A	N/A	Peak
2		2483.500	28.28	29.76	58.04	-15.96	74.00	Peak
3	*	2491.291	30.18	29.79	59.97	-14.03	74.00	Peak

Notes:

1. " * ", means this data is the worst emission level.

2. C.F (dB/m) = Antenna Factor (dB/m) + Cable Loss (dB).

3. Measurement (dBμV/m) = Reading (dBμV) + C.F (dB/m).

Site	WJ-AC2	Test Date	2025-03-06
Temperature	24.7 °C	Humidity	33.1 %
Limit	FCC_2.4G_RE(3m)	Test Engineer	Bob Zhang
Factor	DRH18-E_07105	Polarity	Horizontal
EUT	Tri-band Wi-Fi 7 Mesh AP	Test Voltage	AC 120V/60Hz
Test Mode	Transmit by 802.11ax-HE40 at 2447MHz		

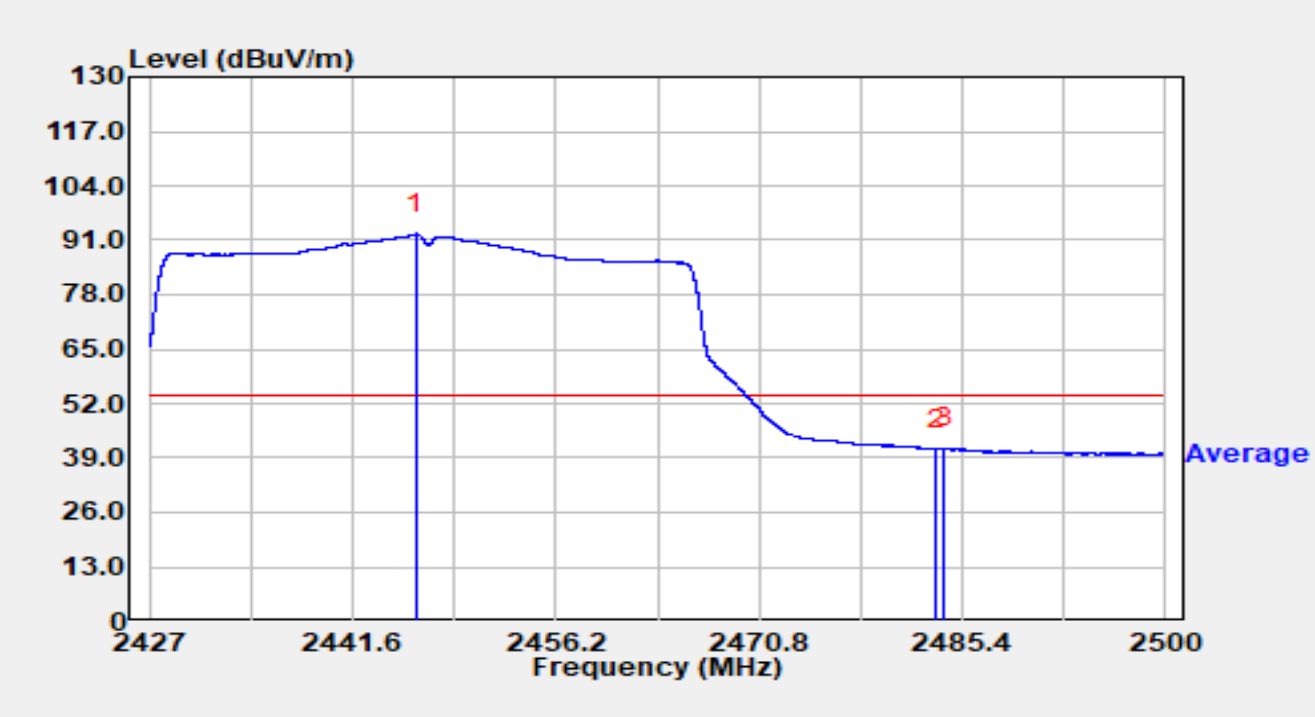

No	Mark	Frequency (MHz)	Reading (dBμV)	C.F (dB/m)	Measurement (dBμV/m)	Margin (dB)	Limit (dBμV/m)	Detector
1		2446.163	62.82	29.69	92.50	N/A	N/A	Average
2		2483.500	11.31	29.76	41.07	-12.93	54.00	Average
3	*	2484.101	11.64	29.77	41.41	-12.59	54.00	Average

Notes:

1. " * ", means this data is the worst emission level.

2. C.F (dB/m) = Antenna Factor (dB/m) + Cable Loss (dB).

3. Measurement (dBμV/m) = Reading (dBμV) + C.F (dB/m).

Site	WJ-AC2	Test Date	2025-03-06
Temperature	24.7 °C	Humidity	33.1 %
Limit	FCC_2.4G_RE(3m)	Test Engineer	Bob Zhang
Factor	DRH18-E_07105	Polarity	Vertical
EUT	Tri-band Wi-Fi 7 Mesh AP	Test Voltage	AC 120V/60Hz
Test Mode	Transmit by 802.11ax-HE40 at 2447MHz		

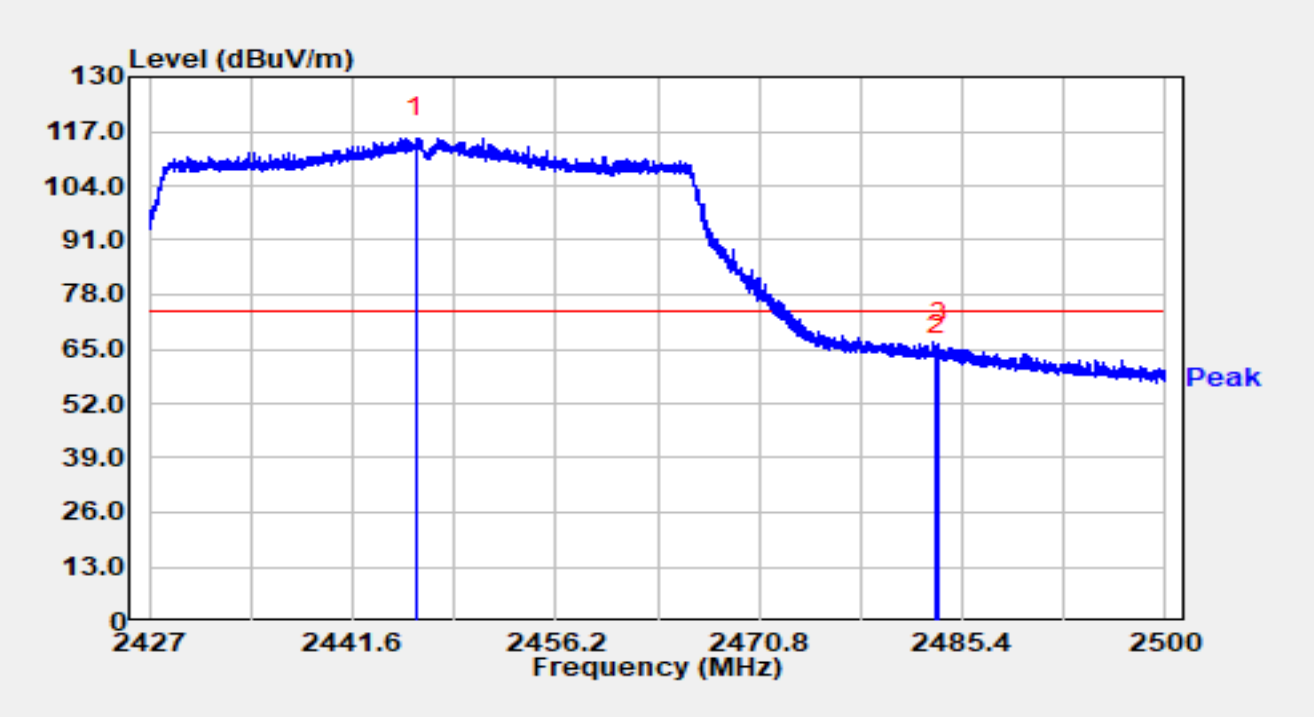

No	Mark	Frequency (MHz)	Reading (dBμV)	C.F (dB/m)	Measurement (dBμV/m)	Margin (dB)	Limit (dBμV/m)	Detector
1		2446.141	85.83	29.69	115.52	N/A	N/A	Peak
2		2483.500	33.92	29.76	63.68	-10.32	74.00	Peak
3	*	2483.677	36.58	29.76	66.34	-7.66	74.00	Peak

Notes:

1. " * ", means this data is the worst emission level.

2. C.F (dB/m) = Antenna Factor (dB/m) + Cable Loss (dB).

3. Measurement (dBμV/m) = Reading (dBμV) + C.F (dB/m).

Site	WJ-AC2	Test Date	2025-03-06
Temperature	24.7 °C	Humidity	33.1 %
Limit	FCC_2.4G_RE(3m)	Test Engineer	Bob Zhang
Factor	DRH18-E_07105	Polarity	Vertical
EUT	Tri-band Wi-Fi 7 Mesh AP	Test Voltage	AC 120V/60Hz
Test Mode	Transmit by 802.11ax-HE40 at 2447MHz		

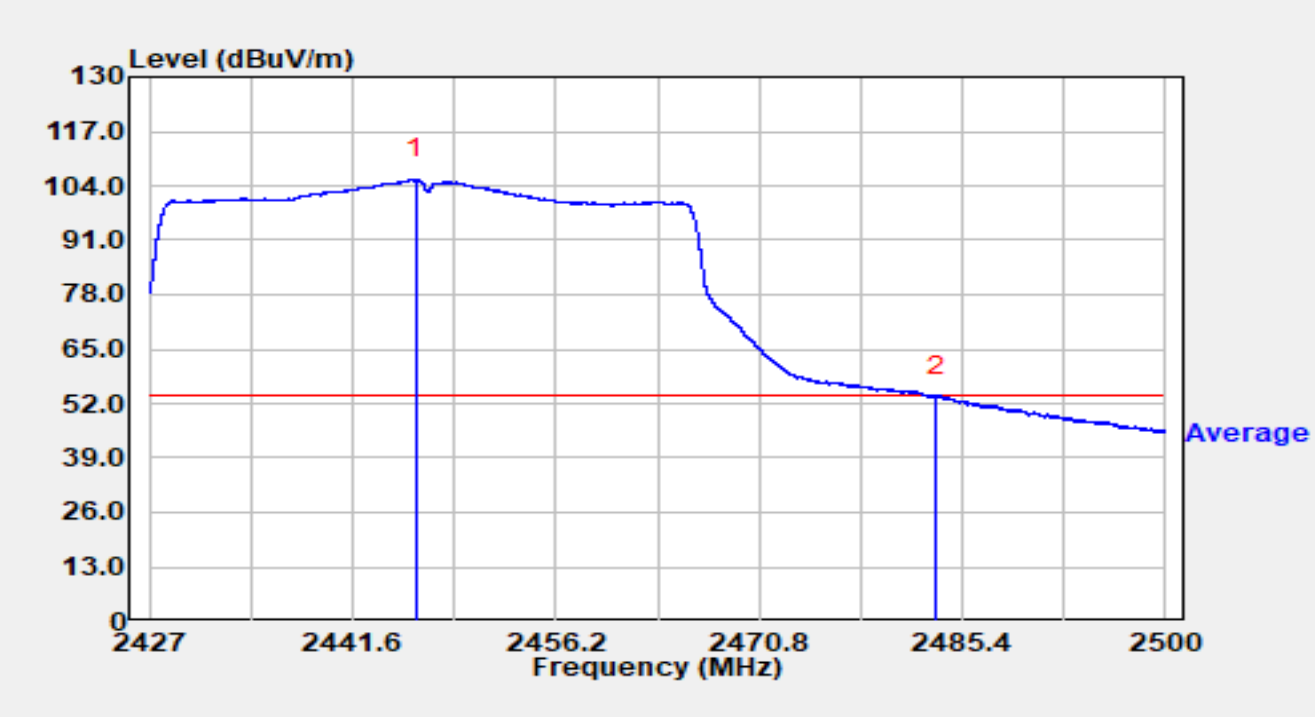

No	Mark	Frequency (MHz)	Reading (dBμV)	C.F (dB/m)	Measurement (dBμV/m)	Margin (dB)	Limit (dBμV/m)	Detector
1		2446.155	75.87	29.69	105.56	N/A	N/A	Average
2	*	2483.502	23.79	29.76	53.55	-0.45	54.00	Average

Notes:

1. " * ", means this data is the worst emission level.

2. C.F (dB/m) = Antenna Factor (dB/m) + Cable Loss (dB).

3. Measurement (dBμV/m) = Reading (dBμV) + C.F (dB/m).

Site	WJ-AC2	Test Date	2025-02-17
Temperature	20.3 °C	Humidity	33.1 %
Limit	FCC_2.4G_RE(3m)	Test Engineer	Bob Zhang
Factor	DRH18-E_07105	Polarity	Horizontal
EUT	Tri-band Wi-Fi 7 Mesh AP	Test Voltage	AC 120V/60Hz
Test Mode	Transmit by 802.11ax-HE40 at 2452MHz		

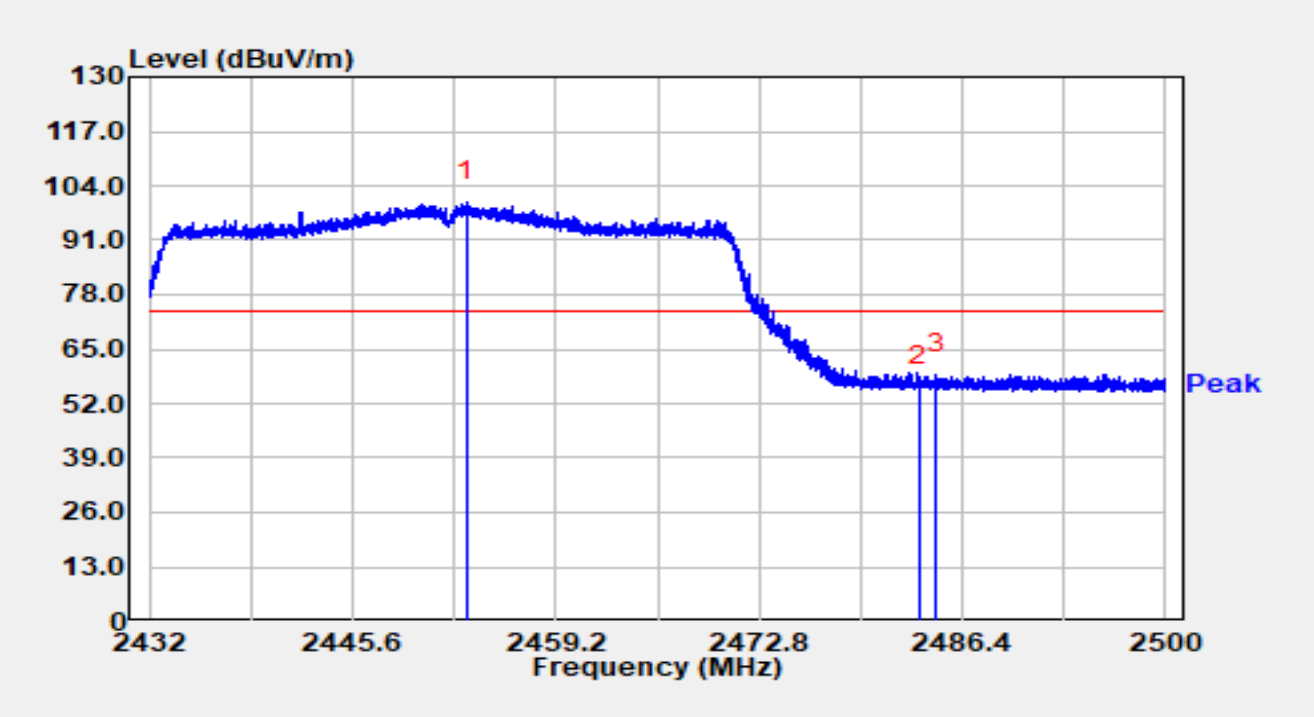

No	Mark	Frequency (MHz)	Reading (dBμV)	C.F (dB/m)	Measurement (dBμV/m)	Margin (dB)	Limit (dBμV/m)	Detector
1		2453.182	70.53	29.70	100.23	N/A	N/A	Peak
2		2483.500	26.32	29.76	56.09	-17.91	74.00	Peak
3	*	2484.686	29.14	29.77	58.90	-15.10	74.00	Peak

Notes:

1. " * ", means this data is the worst emission level.

2. C.F (dB/m) = Antenna Factor (dB/m) + Cable Loss (dB).

3. Measurement (dBμV/m) = Reading (dBμV) + C.F (dB/m).

Site	WJ-AC2	Test Date	2025-02-17
Temperature	20.3 °C	Humidity	33.1 %
Limit	FCC_2.4G_RE(3m)	Test Engineer	Bob Zhang
Factor	DRH18-E_07105	Polarity	Horizontal
EUT	Tri-band Wi-Fi 7 Mesh AP	Test Voltage	AC 120V/60Hz
Test Mode	Transmit by 802.11ax-HE40 at 2452MHz		

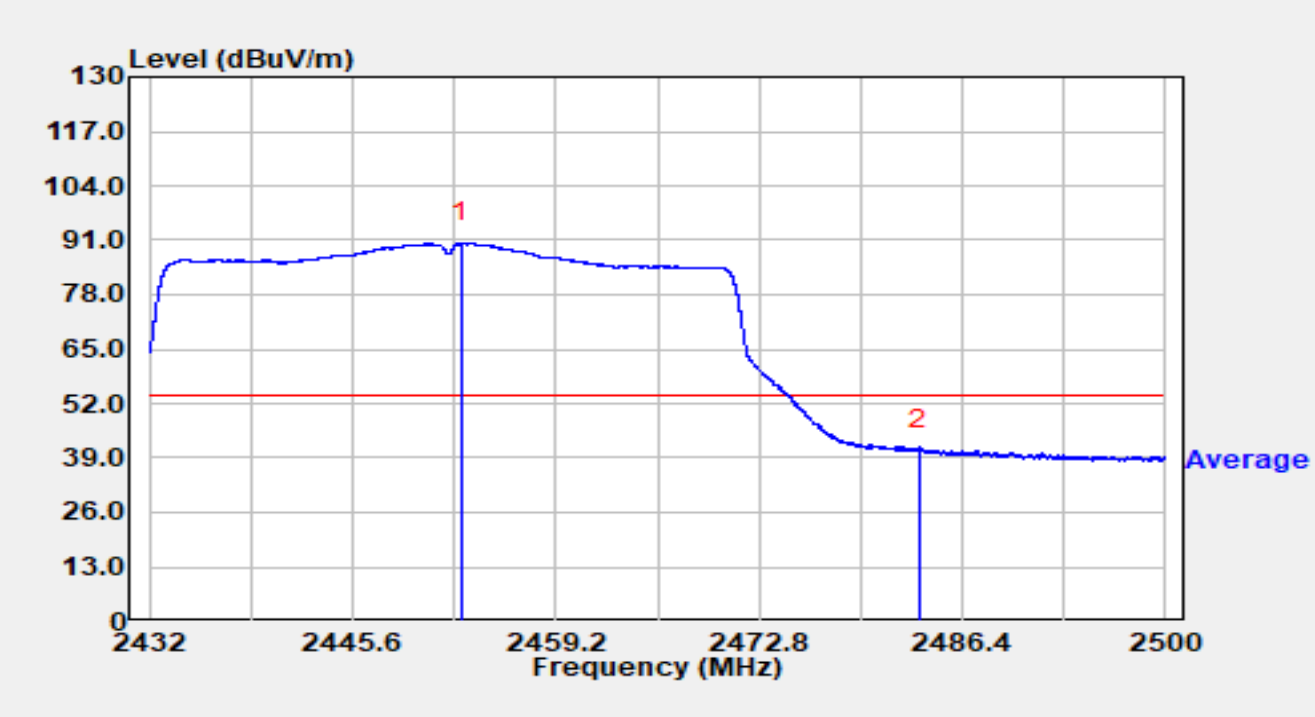

No	Mark	Frequency (MHz)	Reading (dBμV)	C.F (dB/m)	Measurement (dBμV/m)	Margin (dB)	Limit (dBμV/m)	Detector
1		2452.896	60.64	29.70	90.34	N/A	N/A	Average
2	*	2483.503	11.05	29.76	40.81	-13.19	54.00	Average

Notes:

1. " * ", means this data is the worst emission level.

2. C.F (dB/m) = Antenna Factor (dB/m) + Cable Loss (dB).

3. Measurement (dBμV/m) = Reading (dBμV) + C.F (dB/m).

Site	WJ-AC2	Test Date	2025-02-17
Temperature	20.3 °C	Humidity	33.1 %
Limit	FCC_2.4G_RE(3m)	Test Engineer	Bob Zhang
Factor	DRH18-E_07105	Polarity	Vertical
EUT	Tri-band Wi-Fi 7 Mesh AP	Test Voltage	AC 120V/60Hz
Test Mode	Transmit by 802.11ax-HE40 at 2452MHz		

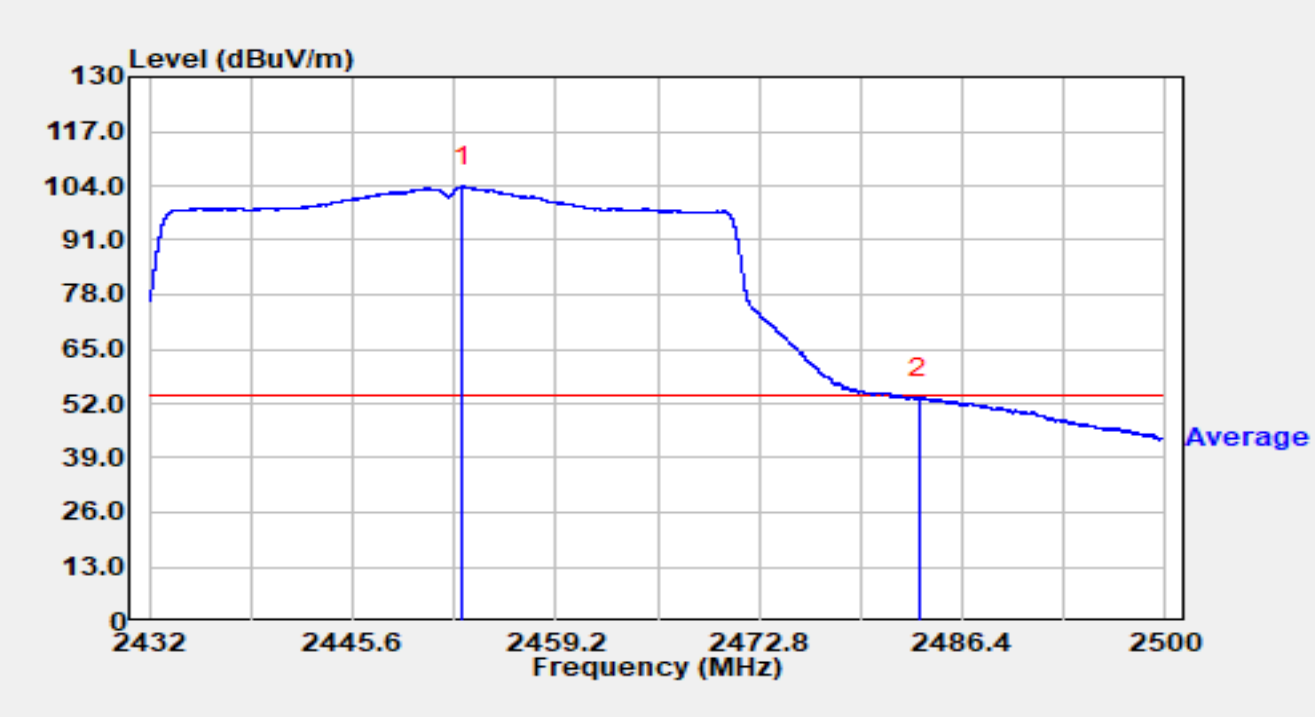

No	Mark	Frequency (MHz)	Reading (dBμV)	C.F (dB/m)	Measurement (dBμV/m)	Margin (dB)	Limit (dBμV/m)	Detector
1		2452.944	74.13	29.70	103.83	N/A	N/A	Average
2	*	2483.500	23.56	29.76	53.32	-0.68	54.00	Average

Notes:

1. " * ", means this data is the worst emission level.
2. C.F (dB/m) = Antenna Factor (dB/m) + Cable Loss (dB).
3. Measurement (dBμV/m) = Reading (dBμV) + C.F (dB/m).

Site	WJ-AC2	Test Date	2025-02-17
Temperature	20.3 °C	Humidity	33.1 %
Limit	FCC_2.4G_RE(3m)	Test Engineer	Bob Zhang
Factor	DRH18-E_07105	Polarity	Vertical
EUT	Tri-band Wi-Fi 7 Mesh AP	Test Voltage	AC 120V/60Hz
Test Mode	Transmit by 802.11ax-HE40 at 2452MHz		

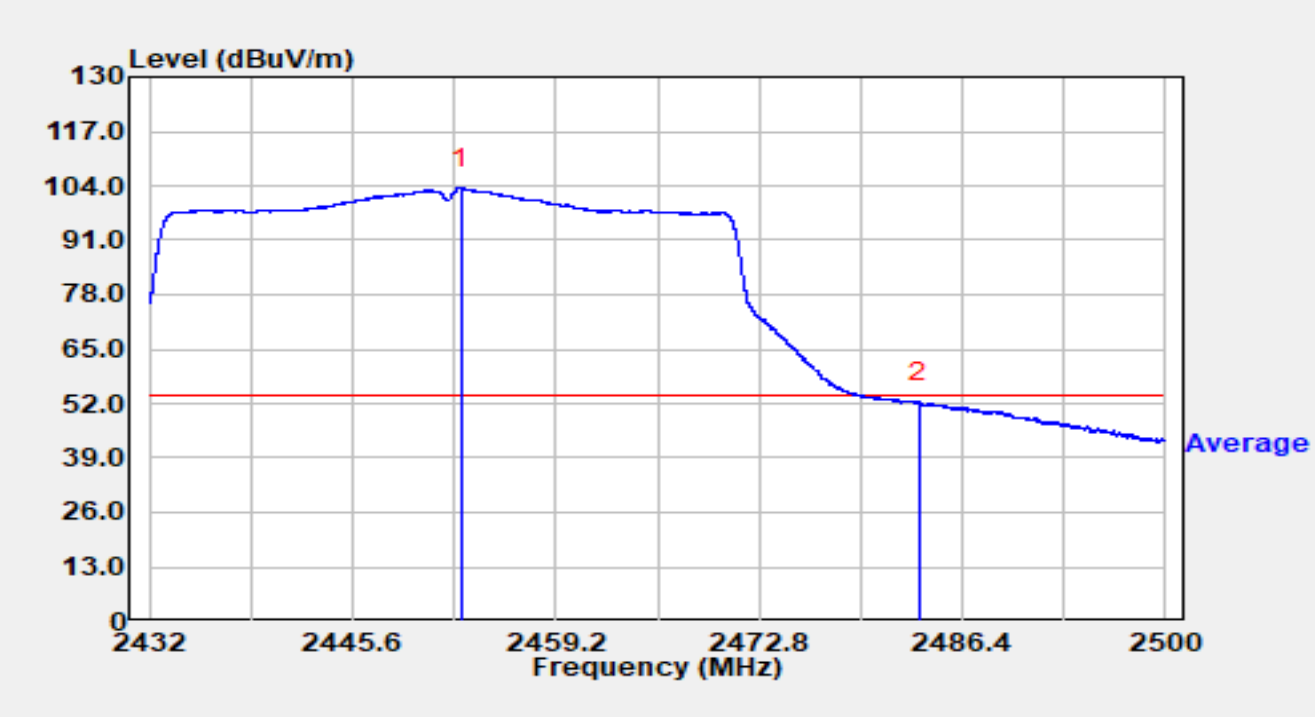

No	Mark	Frequency (MHz)	Reading (dBμV)	C.F (dB/m)	Measurement (dBμV/m)	Margin (dB)	Limit (dBμV/m)	Detector
1		2452.869	73.79	29.70	103.49	N/A	N/A	Average
2	*	2483.500	22.62	29.76	52.38	-1.62	54.00	Average

Notes:

1. " * ", means this data is the worst emission level.

2. C.F (dB/m) = Antenna Factor (dB/m) + Cable Loss (dB).

3. Measurement (dBμV/m) = Reading (dBμV) + C.F (dB/m).

Site	WJ-AC2	Test Date	2025-02-23
Temperature	20.3 °C	Humidity	33.1 %
Limit	FCC_2.4G_RE(3m)	Test Engineer	Bob Zhang
Factor	DRH18-E_07105	Polarity	Horizontal
EUT	Tri-band Wi-Fi 7 Mesh AP	Test Voltage	AC 120V/60Hz
Test Mode	Transmit by 802.11be-EHT20 at 2412MHz		

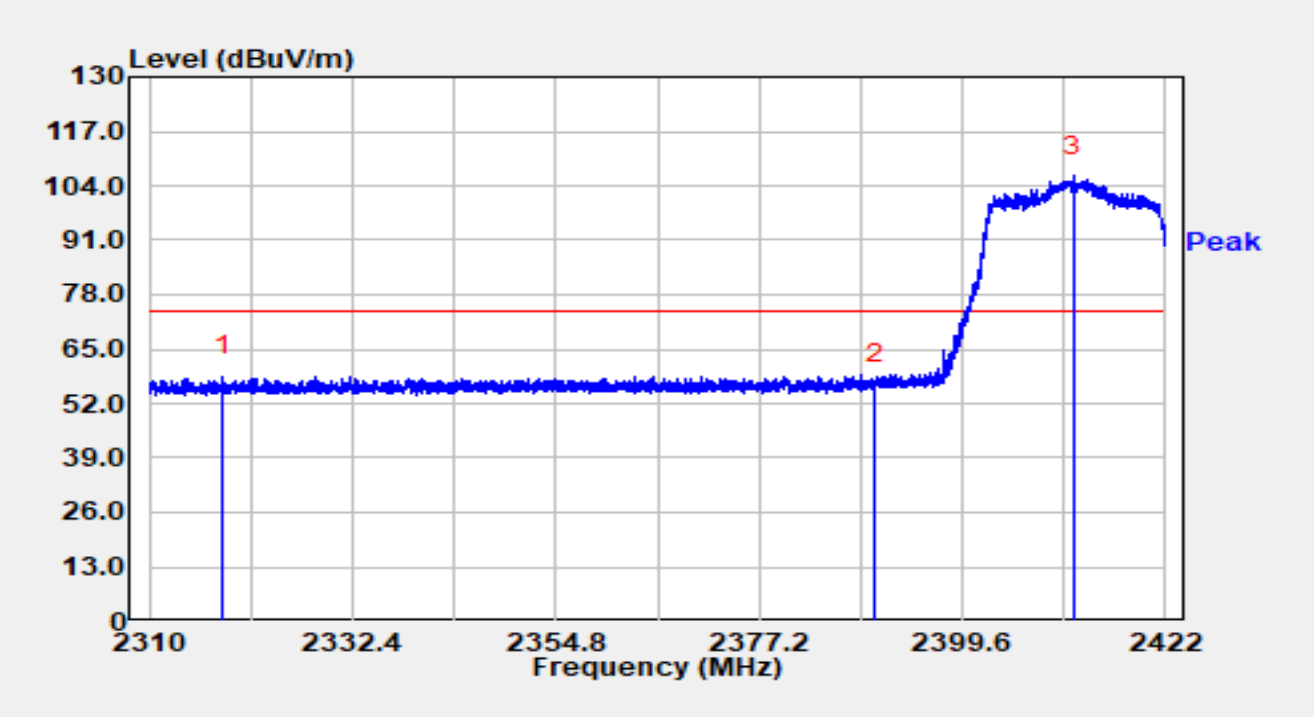

No	Mark	Frequency (MHz)	Reading (dBμV)	C.F (dB/m)	Measurement (dBμV/m)	Margin (dB)	Limit (dBμV/m)	Detector
1	*	2318.086	29.05	29.44	58.49	-15.51	74.00	Peak
2		2390.000	27.05	29.59	56.64	-17.36	74.00	Peak
3		2411.864	76.63	29.63	106.26	N/A	N/A	Peak

Notes:

1. " * ", means this data is the worst emission level.

2. C.F (dB/m) = Antenna Factor (dB/m) + Cable Loss (dB).

3. Measurement (dBμV/m) = Reading (dBμV) + C.F (dB/m).

Site	WJ-AC2	Test Date	2025-02-23
Temperature	20.3 °C	Humidity	33.1 %
Limit	FCC_2.4G_RE(3m)	Test Engineer	Bob Zhang
Factor	DRH18-E_07105	Polarity	Horizontal
EUT	Tri-band Wi-Fi 7 Mesh AP	Test Voltage	AC 120V/60Hz
Test Mode	Transmit by 802.11be-EHT20 at 2412MHz		

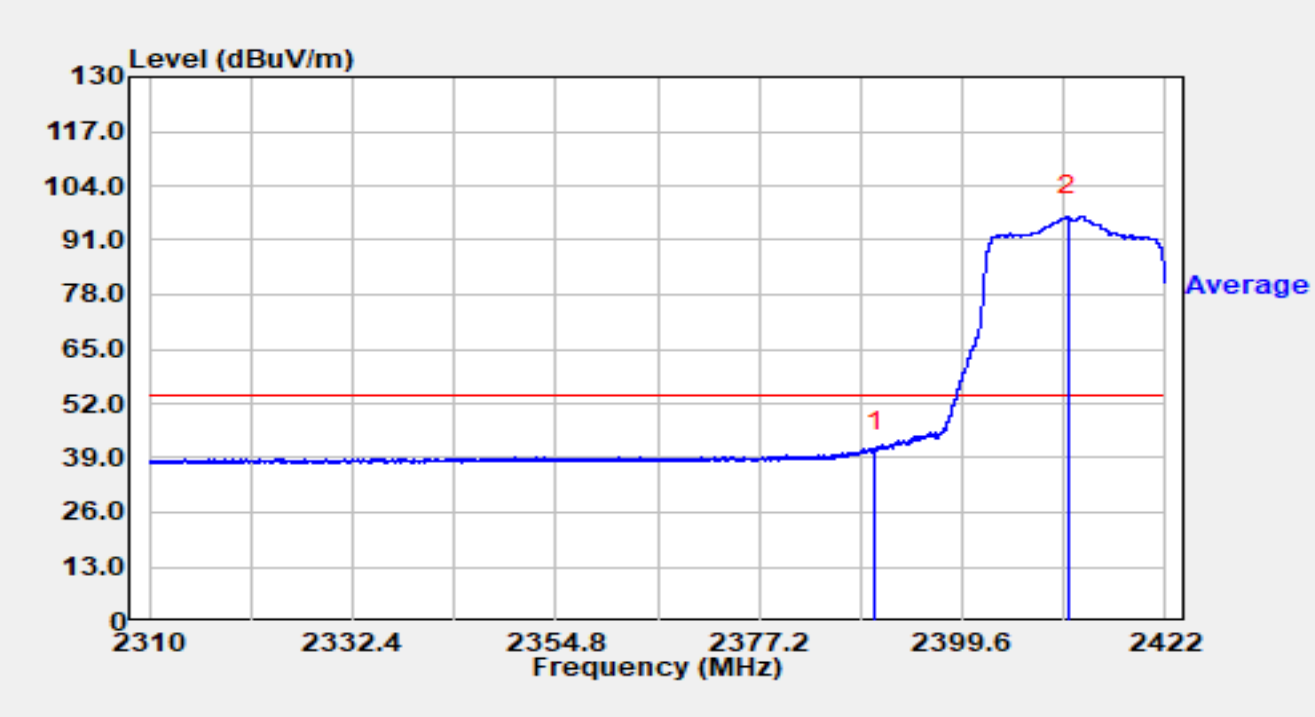

No	Mark	Frequency (MHz)	Reading (dBμV)	C.F (dB/m)	Measurement (dBμV/m)	Margin (dB)	Limit (dBμV/m)	Detector
1	*	2390.000	11.07	29.59	40.67	-13.33	54.00	Average
2		2411.315	67.09	29.63	96.73	N/A	N/A	Average

Notes:

1. " * ", means this data is the worst emission level.
2. C.F (dB/m) = Antenna Factor (dB/m) + Cable Loss (dB).
3. Measurement (dBμV/m) = Reading (dBμV) + C.F (dB/m).

Site	WJ-AC2	Test Date	2025-02-23
Temperature	20.3 °C	Humidity	33.1 %
Limit	FCC_2.4G_RE(3m)	Test Engineer	Bob Zhang
Factor	DRH18-E_07105	Polarity	Vertical
EUT	Tri-band Wi-Fi 7 Mesh AP	Test Voltage	AC 120V/60Hz
Test Mode	Transmit by 802.11be-EHT20 at 2412MHz		

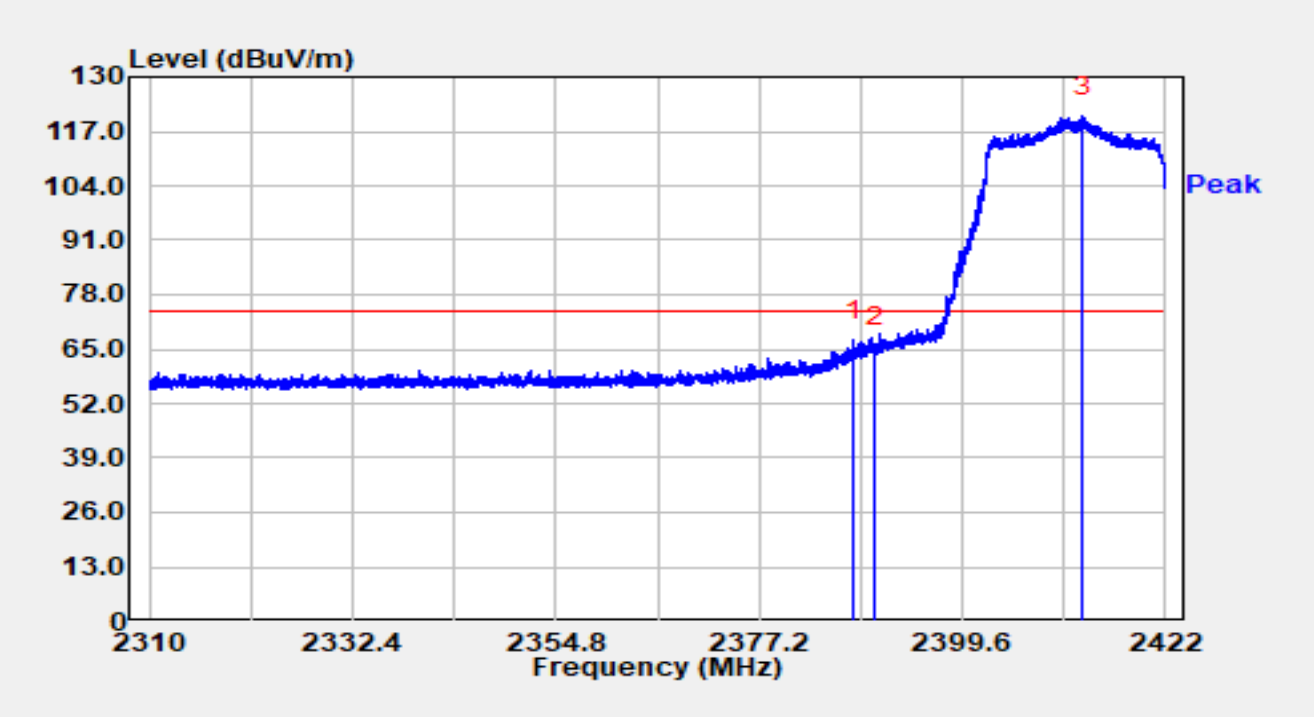

No	Mark	Frequency (MHz)	Reading (dBμV)	C.F (dB/m)	Measurement (dBμV/m)	Margin (dB)	Limit (dBμV/m)	Detector
1	*	2387.605	37.54	29.58	67.12	-6.88	74.00	Peak
2		2390.000	35.73	29.59	65.33	-8.67	74.00	Peak
3		2412.894	90.96	29.63	120.59	N/A	N/A	Peak

Notes:

1. " * ", means this data is the worst emission level.

2. C.F (dB/m) = Antenna Factor (dB/m) + Cable Loss (dB).

3. Measurement (dBμV/m) = Reading (dBμV) + C.F (dB/m).

Site	WJ-AC2	Test Date	2025-02-23
Temperature	20.3 °C	Humidity	33.1 %
Limit	FCC_2.4G_RE(3m)	Test Engineer	Bob Zhang
Factor	DRH18-E_07105	Polarity	Vertical
EUT	Tri-band Wi-Fi 7 Mesh AP	Test Voltage	AC 120V/60Hz
Test Mode	Transmit by 802.11be-EHT20 at 2412MHz		

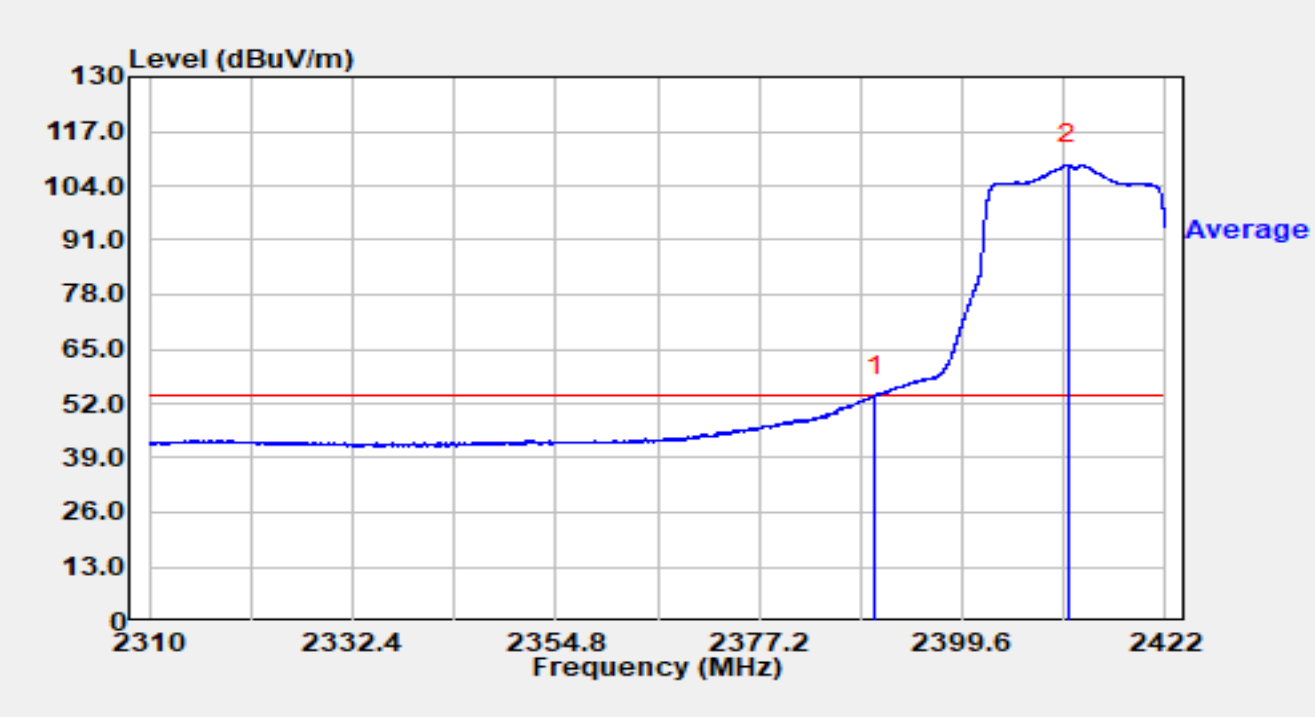

No	Mark	Frequency (MHz)	Reading (dBμV)	C.F (dB/m)	Measurement (dBμV/m)	Margin (dB)	Limit (dBμV/m)	Detector
1	*	2390.000	24.18	29.59	53.77	-0.23	54.00	Average
2		2411.281	79.42	29.63	109.06	N/A	N/A	Average

Notes:

1. " * ", means this data is the worst emission level.
2. C.F (dB/m) = Antenna Factor (dB/m) + Cable Loss (dB).
3. Measurement (dBμV/m) = Reading (dBμV) + C.F (dB/m).

Site	WJ-AC2	Test Date	2025-03-06
Temperature	24.7 °C	Humidity	33.1 %
Limit	FCC_2.4G_RE(3m)	Test Engineer	Bob Zhang
Factor	DRH18-E_07105	Polarity	Horizontal
EUT	Tri-band Wi-Fi 7 Mesh AP	Test Voltage	AC 120V/60Hz
Test Mode	Transmit by 802.11be-EHT20 at 2412MHz		

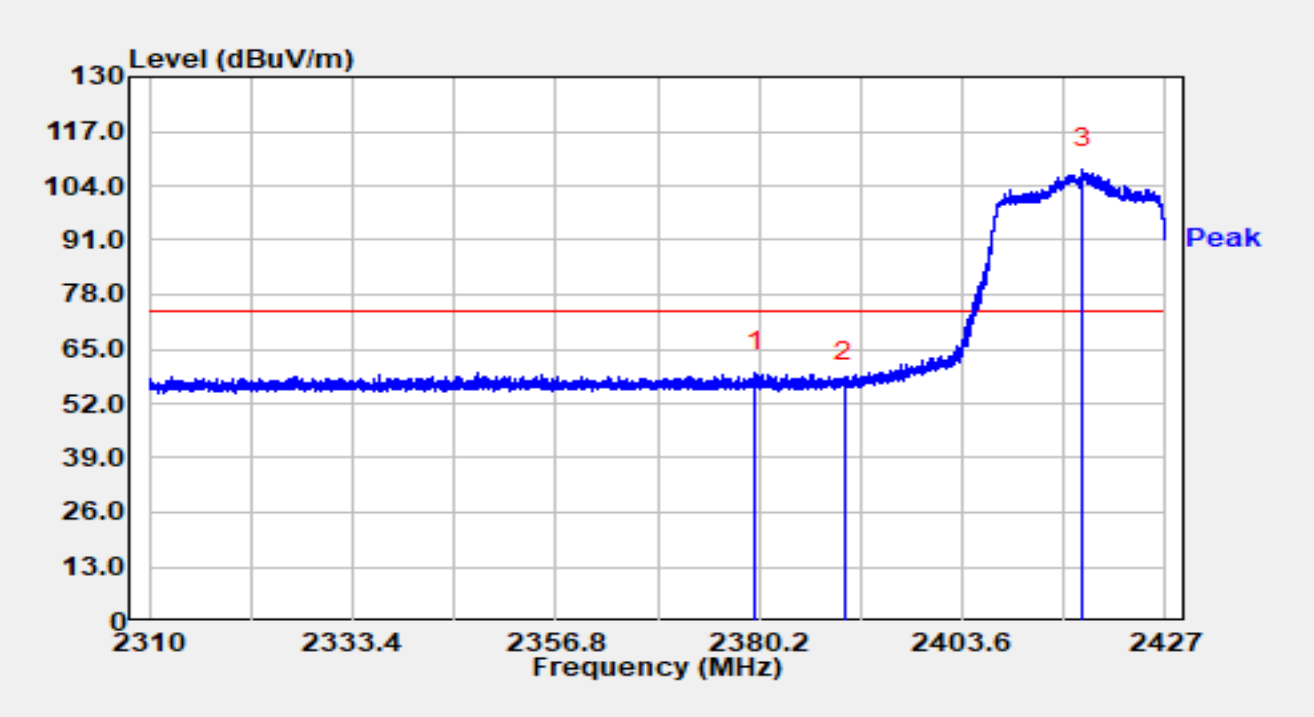

No	Mark	Frequency (MHz)	Reading (dBμV)	C.F (dB/m)	Measurement (dBμV/m)	Margin (dB)	Limit (dBμV/m)	Detector
1	*	2379.814	29.80	29.57	59.37	-14.63	74.00	Peak
2		2390.000	27.62	29.59	57.21	-16.79	74.00	Peak
3		2417.500	78.49	29.63	108.12	N/A	N/A	Peak

Notes:

1. " * ", means this data is the worst emission level.

2. C.F (dB/m) = Antenna Factor (dB/m) + Cable Loss (dB).

3. Measurement (dBμV/m) = Reading (dBμV) + C.F (dB/m).

Site	WJ-AC2	Test Date	2025-03-06
Temperature	24.7 °C	Humidity	33.1 %
Limit	FCC_2.4G_RE(3m)	Test Engineer	Bob Zhang
Factor	DRH18-E_07105	Polarity	Horizontal
EUT	Tri-band Wi-Fi 7 Mesh AP	Test Voltage	AC 120V/60Hz
Test Mode	Transmit by 802.11be-EHT20 at 2412MHz		

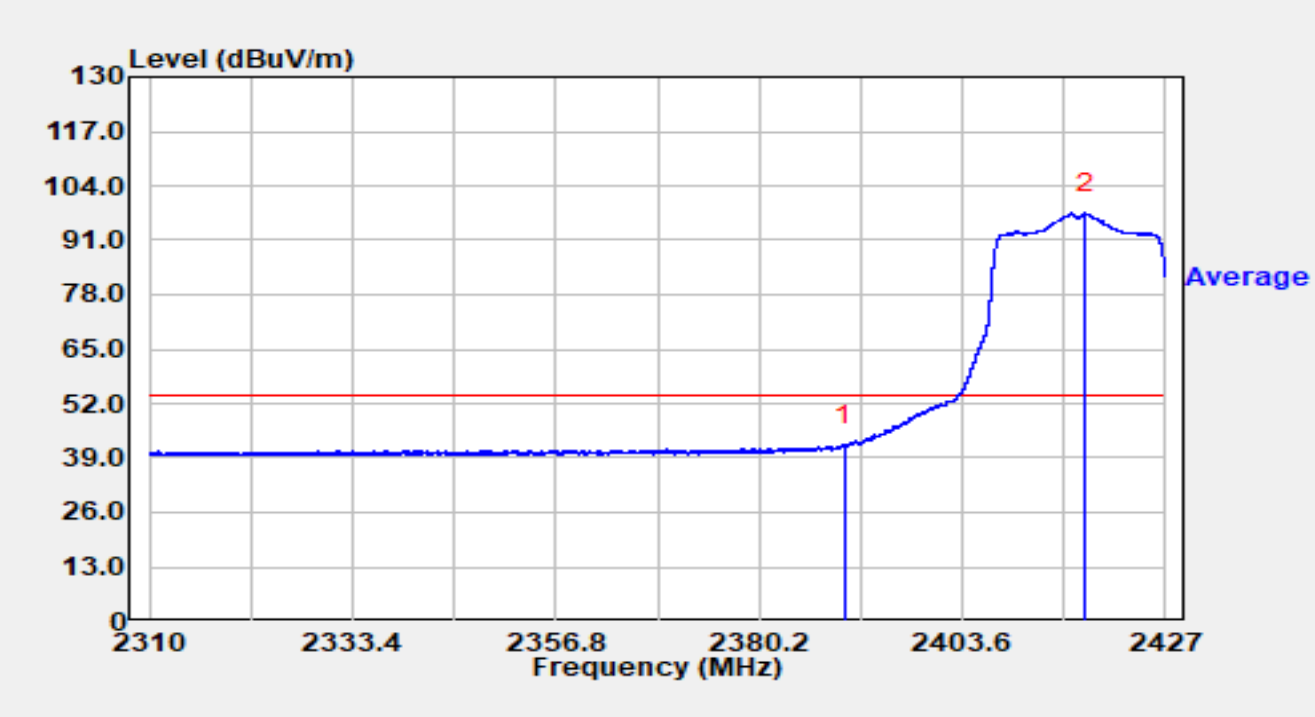

No	Mark	Frequency (MHz)	Reading (dBμV)	C.F (dB/m)	Measurement (dBμV/m)	Margin (dB)	Limit (dBμV/m)	Detector
1	*	2390.000	12.37	29.59	41.97	-12.03	54.00	Average
2		2417.734	67.78	29.63	97.41	N/A	N/A	Average

Notes:

1. " * ", means this data is the worst emission level.
2. C.F (dB/m) = Antenna Factor (dB/m) + Cable Loss (dB).
3. Measurement (dBμV/m) = Reading (dBμV) + C.F (dB/m).

Site	WJ-AC2	Test Date	2025-03-06
Temperature	24.7 °C	Humidity	33.1 %
Limit	FCC_2.4G_RE(3m)	Test Engineer	Bob Zhang
Factor	DRH18-E_07105	Polarity	Vertical
EUT	Tri-band Wi-Fi 7 Mesh AP	Test Voltage	AC 120V/60Hz
Test Mode	Transmit by 802.11be-EHT20 at 2412MHz		

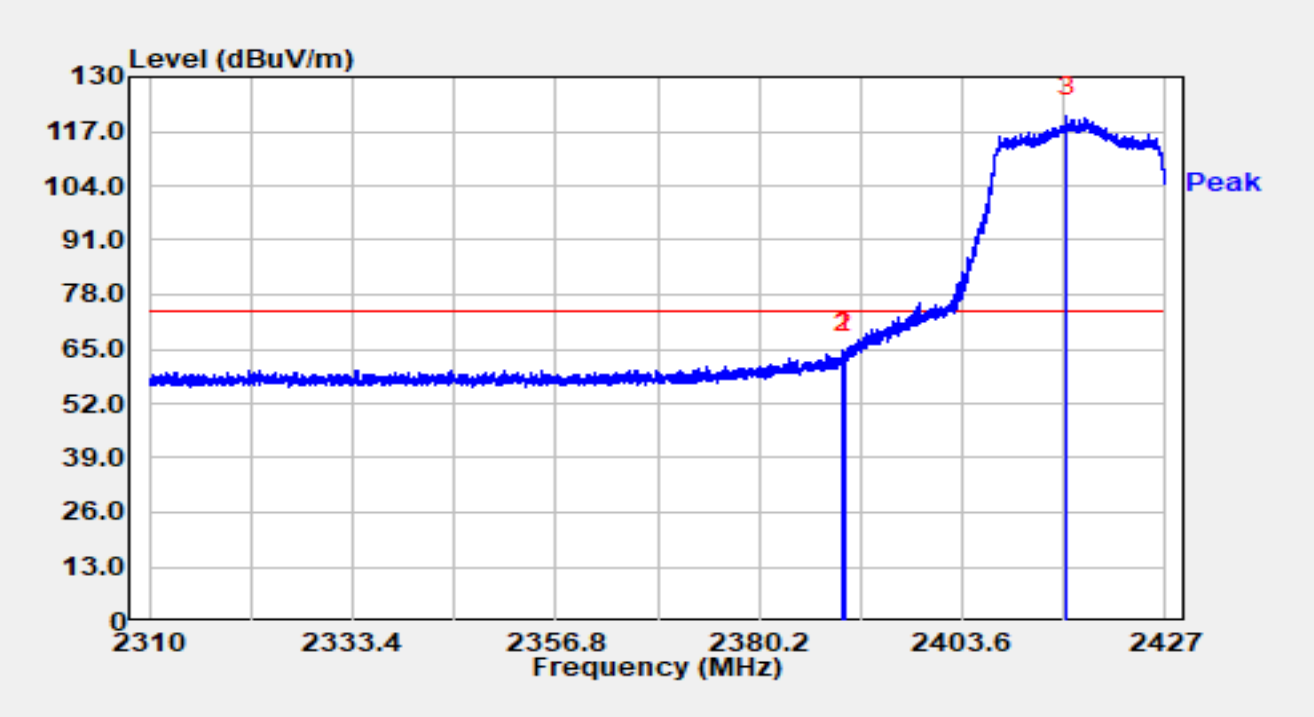

No	Mark	Frequency (MHz)	Reading (dBμV)	C.F (dB/m)	Measurement (dBμV/m)	Margin (dB)	Limit (dBμV/m)	Detector
1	*	2389.853	35.10	29.59	64.69	-9.31	74.00	Peak
2		2390.000	34.49	29.59	64.08	-9.92	74.00	Peak
3		2415.569	90.89	29.63	120.52	N/A	N/A	Peak

Notes:

1. " * ", means this data is the worst emission level.

2. C.F (dB/m) = Antenna Factor (dB/m) + Cable Loss (dB).

3. Measurement (dBμV/m) = Reading (dBμV) + C.F (dB/m).

Site	WJ-AC2	Test Date	2025-03-06
Temperature	24.7 °C	Humidity	33.1 %
Limit	FCC_2.4G_RE(3m)	Test Engineer	Bob Zhang
Factor	DRH18-E_07105	Polarity	Vertical
EUT	Tri-band Wi-Fi 7 Mesh AP	Test Voltage	AC 120V/60Hz
Test Mode	Transmit by 802.11be-EHT20 at 2412MHz		

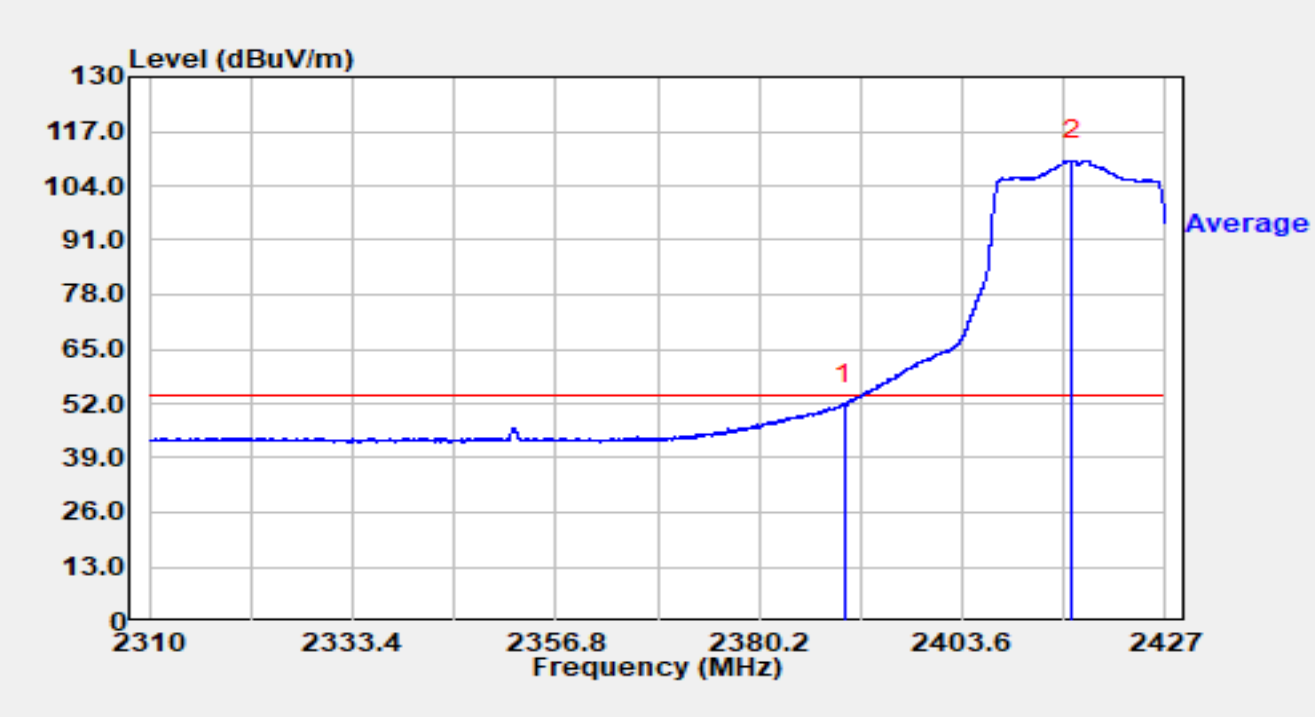

No	Mark	Frequency (MHz)	Reading (dBμV)	C.F (dB/m)	Measurement (dBμV/m)	Margin (dB)	Limit (dBμV/m)	Detector
1	*	2390.000	22.08	29.59	51.67	-2.33	54.00	Average
2		2416.306	80.40	29.63	110.03	N/A	N/A	Average

Notes:

1. " * ", means this data is the worst emission level.

2. C.F (dB/m) = Antenna Factor (dB/m) + Cable Loss (dB).

3. Measurement (dBμV/m) = Reading (dBμV) + C.F (dB/m).

Site	WJ-AC2	Test Date	2025-03-05
Temperature	24.7 °C	Humidity	33.1 %
Limit	FCC_2.4G_RE(3m)	Test Engineer	Carl Jiang
Factor	DRH18-E_07105	Polarity	Horizontal
EUT	Tri-band Wi-Fi 7 Mesh AP	Test Voltage	AC 120V/60Hz
Test Mode	Transmit by 802.11be-EHT20 at 2437MHz		

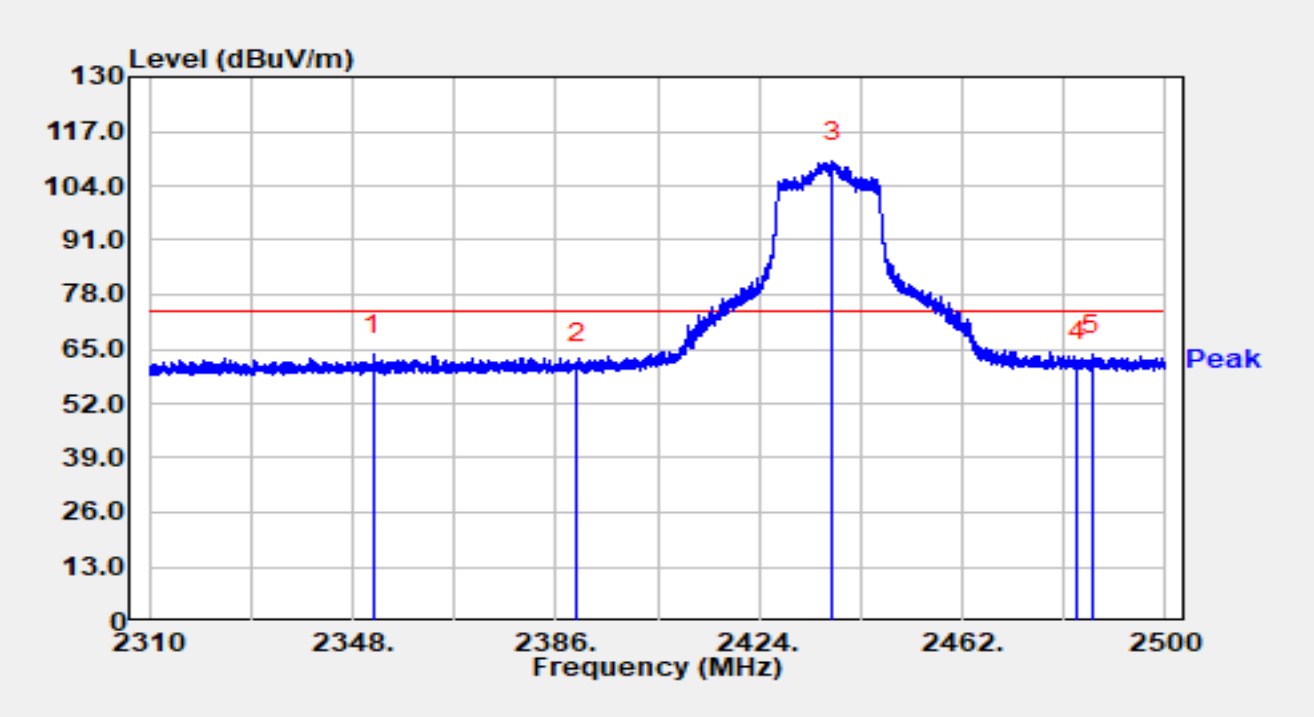

No	Mark	Frequency (MHz)	Reading (dBμV)	C.F (dB/m)	Measurement (dBμV/m)	Margin (dB)	Limit (dBμV/m)	Detector
1	*	2351.819	34.19	29.52	63.71	-10.29	74.00	Peak
2		2390.000	31.98	29.59	61.57	-12.43	74.00	Peak
3		2437.832	79.99	29.68	109.67	N/A	N/A	Peak
4		2483.500	32.07	29.76	61.83	-12.17	74.00	Peak
5		2486.301	33.79	29.77	63.57	-10.43	74.00	Peak

Notes:

1. " * ", means this data is the worst emission level.

2. C.F (dB/m) = Antenna Factor (dB/m) + Cable Loss (dB).

3. Measurement (dBμV/m) = Reading (dBμV) + C.F (dB/m).

Site	WJ-AC2	Test Date	2025-03-05
Temperature	24.7 °C	Humidity	33.1 %
Limit	FCC_2.4G_RE(3m)	Test Engineer	Carl Jiang
Factor	DRH18-E_07105	Polarity	Horizontal
EUT	Tri-band Wi-Fi 7 Mesh AP	Test Voltage	AC 120V/60Hz
Test Mode	Transmit by 802.11be-EHT20 at 2437MHz		

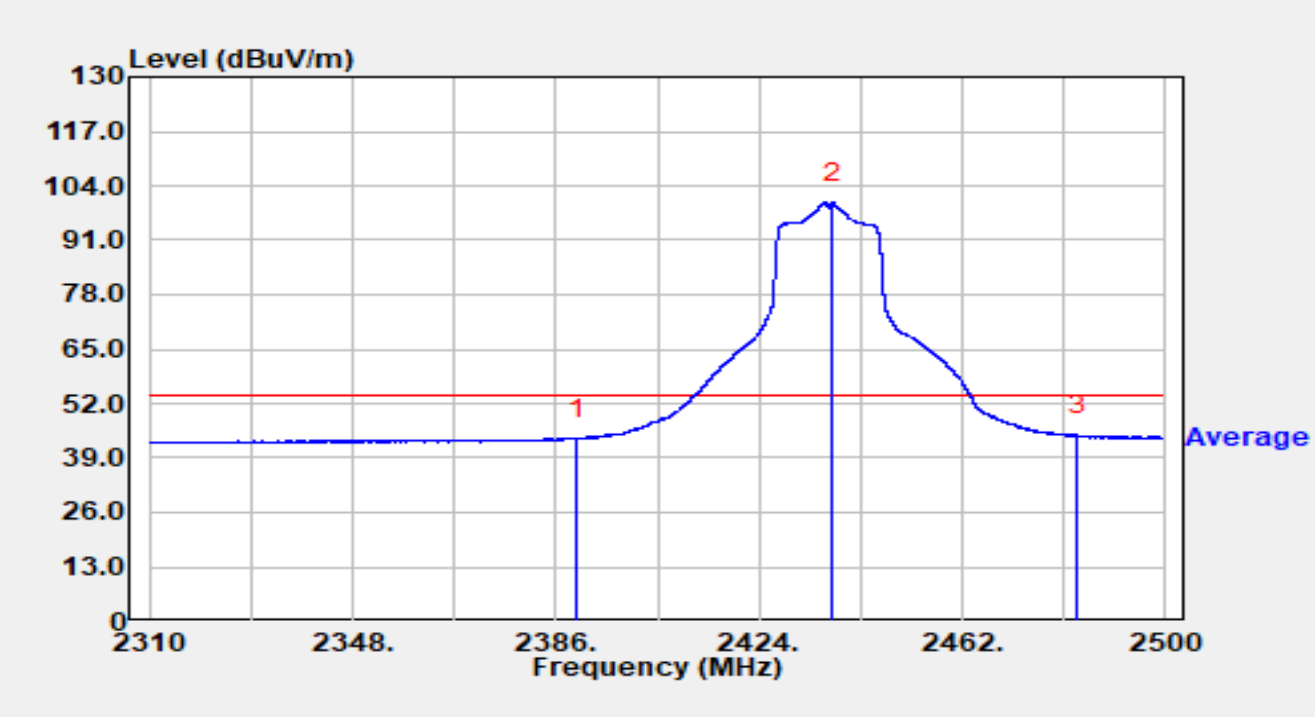

No	Mark	Frequency (MHz)	Reading (dBμV)	C.F (dB/m)	Measurement (dBμV/m)	Margin (dB)	Limit (dBμV/m)	Detector
1		2390.000	13.98	29.59	43.57	-10.43	54.00	Average
2		2437.775	70.24	29.68	99.91	N/A	N/A	Average
3	*	2483.500	14.58	29.76	44.35	-9.65	54.00	Average

Notes:

1. " * ", means this data is the worst emission level.

2. C.F (dB/m) = Antenna Factor (dB/m) + Cable Loss (dB).

3. Measurement (dBμV/m) = Reading (dBμV) + C.F (dB/m).

Site	WJ-AC2	Test Date	2025-03-05
Temperature	24.7 °C	Humidity	33.1 %
Limit	FCC_2.4G_RE(3m)	Test Engineer	Carl Jiang
Factor	DRH18-E_07105	Polarity	Vertical
EUT	Tri-band Wi-Fi 7 Mesh AP	Test Voltage	AC 120V/60Hz
Test Mode	Transmit by 802.11be-EHT20 at 2437MHz		

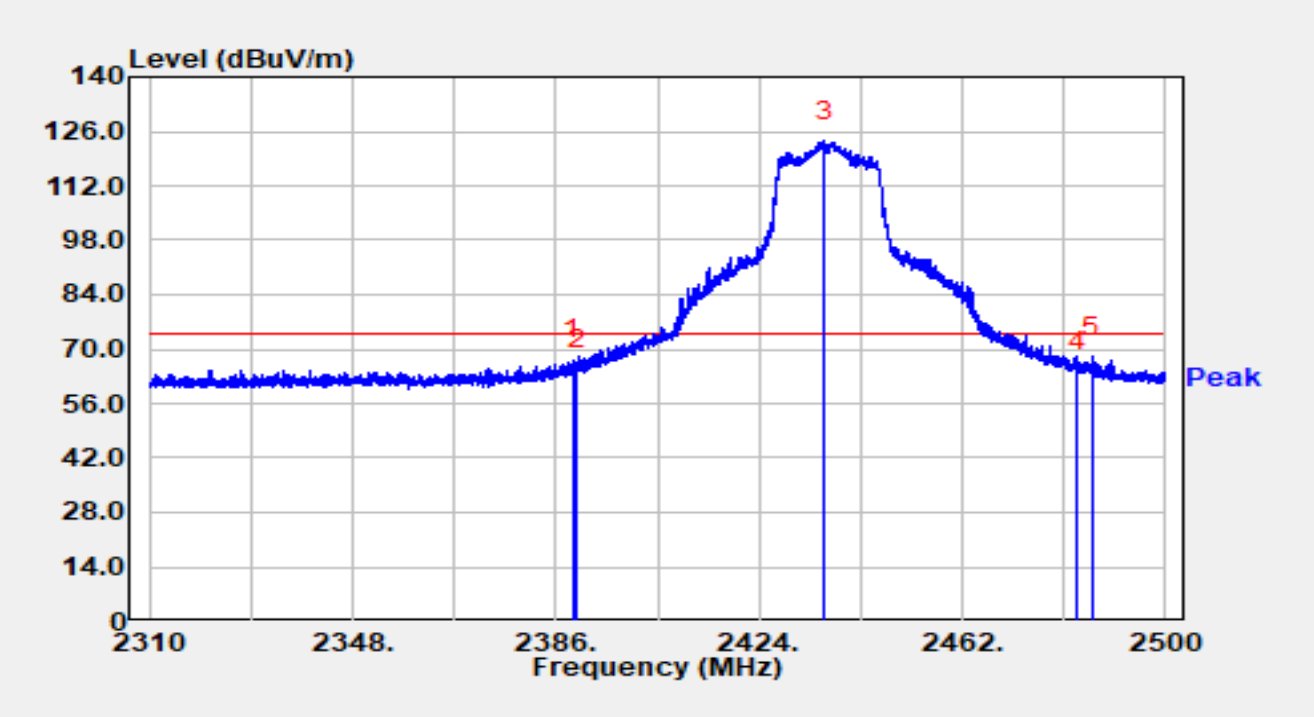

No	Mark	Frequency (MHz)	Reading (dBμV)	C.F (dB/m)	Measurement (dBμV/m)	Margin (dB)	Limit (dBμV/m)	Detector
1		2389.211	37.55	29.59	67.13	-6.87	74.00	Peak
2		2390.000	35.26	29.59	64.85	-9.15	74.00	Peak
3		2436.122	93.84	29.67	123.52	N/A	N/A	Peak
4		2483.500	34.66	29.76	64.42	-9.58	74.00	Peak
5	*	2486.301	38.30	29.77	68.08	-5.92	74.00	Peak

Notes:

1. " * ", means this data is the worst emission level.

2. C.F (dB/m) = Antenna Factor (dB/m) + Cable Loss (dB).

3. Measurement (dBμV/m) = Reading (dBμV) + C.F (dB/m).

Site	WJ-AC2	Test Date	2025-03-05
Temperature	24.7 °C	Humidity	33.1 %
Limit	FCC_2.4G_RE(3m)	Test Engineer	Carl Jiang
Factor	DRH18-E_07105	Polarity	Vertical
EUT	Tri-band Wi-Fi 7 Mesh AP	Test Voltage	AC 120V/60Hz
Test Mode	Transmit by 802.11be-EHT20 at 2437MHz		

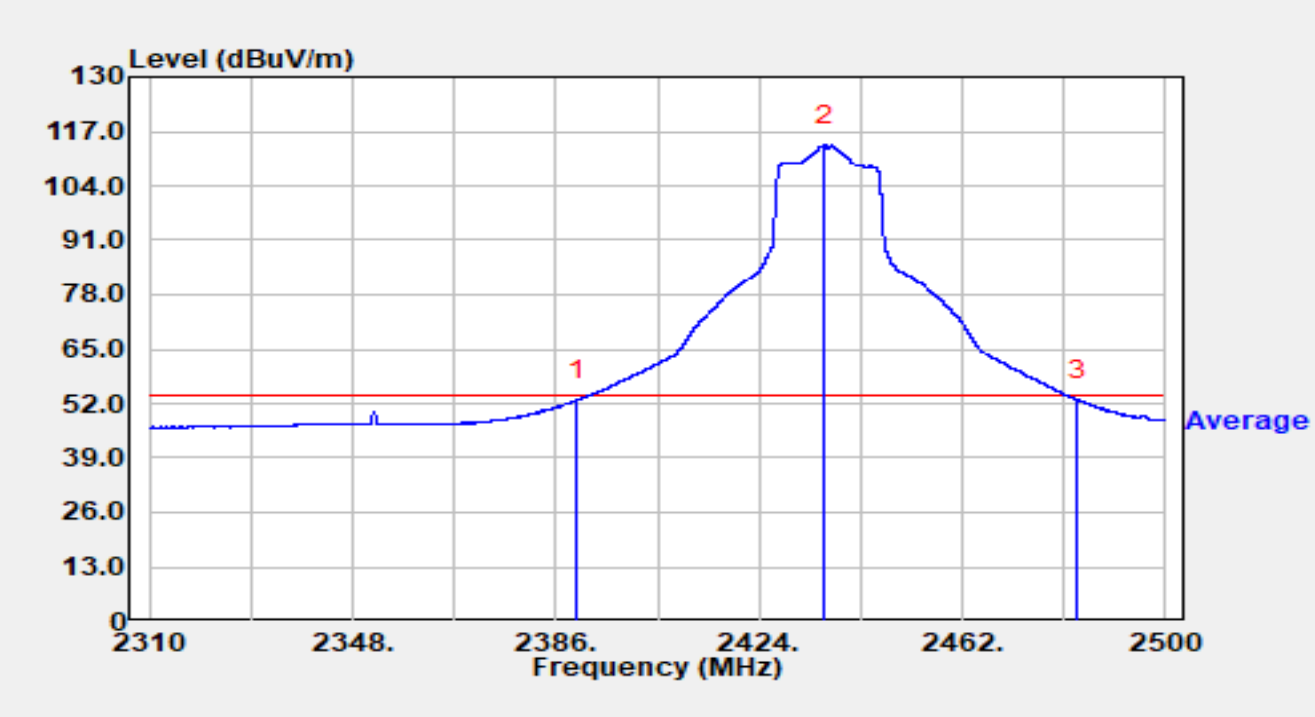

No	Mark	Frequency (MHz)	Reading (dBμV)	C.F (dB/m)	Measurement (dBμV/m)	Margin (dB)	Limit (dBμV/m)	Detector
1	*	2390.000	23.21	29.59	52.80	-1.20	54.00	Average
2		2436.331	83.95	29.67	113.63	N/A	N/A	Average
3		2483.500	23.11	29.76	52.87	-1.13	54.00	Average

Notes:

1. " * ", means this data is the worst emission level.
2. C.F (dB/m) = Antenna Factor (dB/m) + Cable Loss (dB).
3. Measurement (dBμV/m) = Reading (dBμV) + C.F (dB/m).

Site	WJ-AC2	Test Date	2025-03-06
Temperature	24.7 °C	Humidity	33.1 %
Limit	FCC_2.4G_RE(3m)	Test Engineer	Bob Zhang
Factor	DRH18-E_07105	Polarity	Horizontal
EUT	Tri-band Wi-Fi 7 Mesh AP	Test Voltage	AC 120V/60Hz
Test Mode	Transmit by 802.11be-EHT20 at 2452MHz		

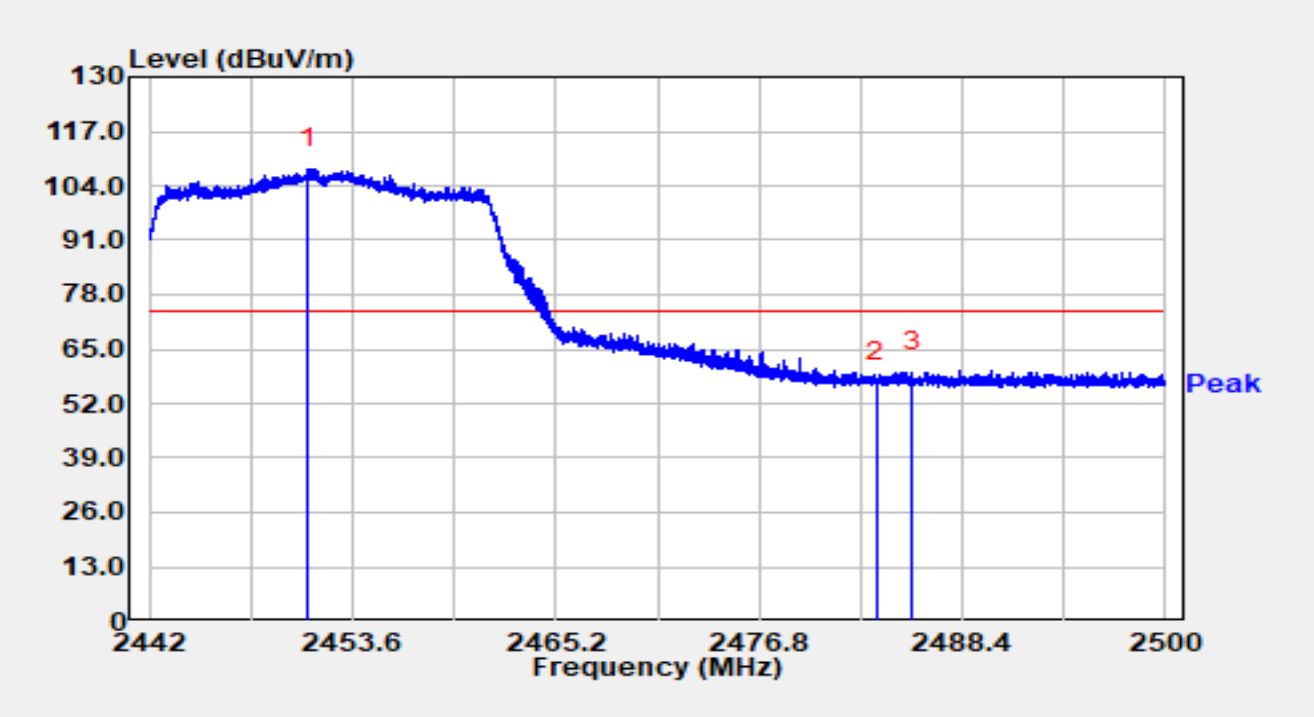

No	Mark	Frequency (MHz)	Reading (dBμV)	C.F (dB/m)	Measurement (dBμV/m)	Margin (dB)	Limit (dBμV/m)	Detector
1		2451.054	78.46	29.70	108.16	N/A	N/A	Peak
2		2483.500	27.20	29.76	56.96	-17.04	74.00	Peak
3	*	2485.517	29.82	29.77	59.59	-14.41	74.00	Peak

Notes:

1. " * ", means this data is the worst emission level.

2. C.F (dB/m) = Antenna Factor (dB/m) + Cable Loss (dB).

3. Measurement (dBμV/m) = Reading (dBμV) + C.F (dB/m).

Site	WJ-AC2	Test Date	2025-03-06
Temperature	24.7 °C	Humidity	33.1 %
Limit	FCC_2.4G_RE(3m)	Test Engineer	Bob Zhang
Factor	DRH18-E_07105	Polarity	Horizontal
EUT	Tri-band Wi-Fi 7 Mesh AP	Test Voltage	AC 120V/60Hz
Test Mode	Transmit by 802.11be-EHT20 at 2452MHz		

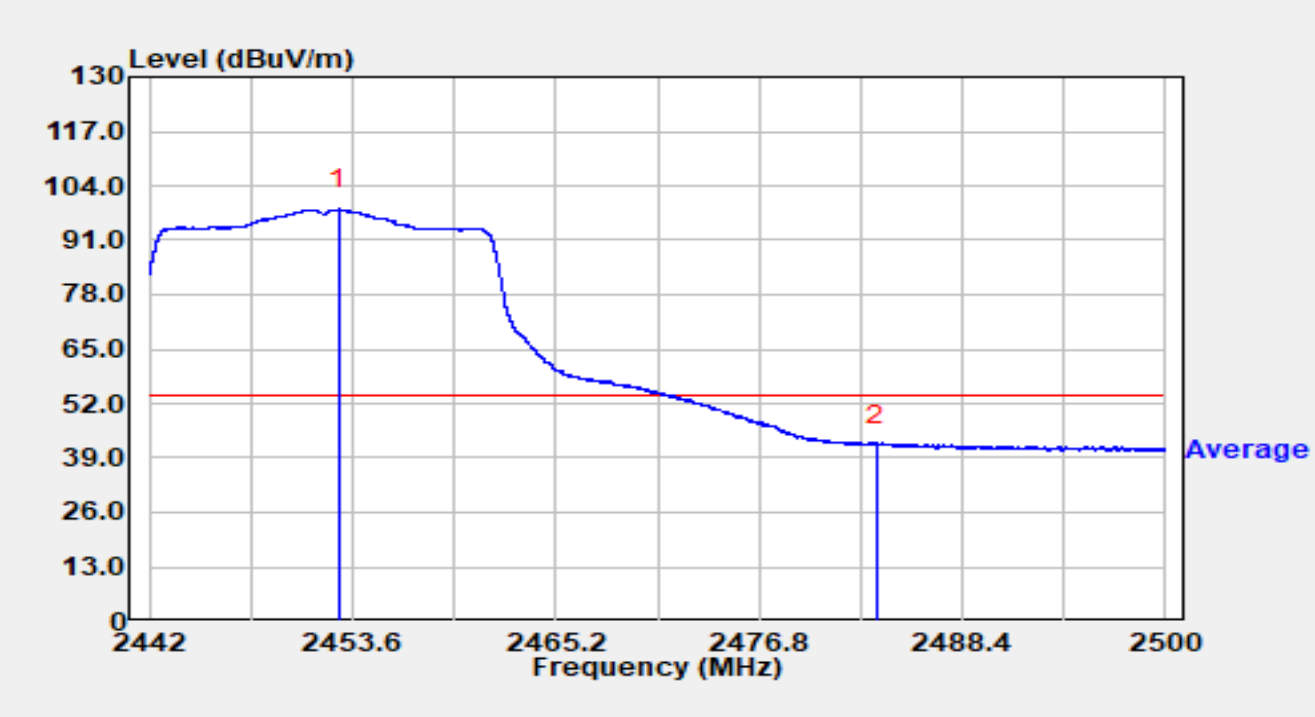

No	Mark	Frequency (MHz)	Reading (dBμV)	C.F (dB/m)	Measurement (dBμV/m)	Margin (dB)	Limit (dBμV/m)	Detector
1		2452.805	68.67	29.70	98.37	N/A	N/A	Average
2	*	2483.500	12.40	29.76	42.16	-11.84	54.00	Average

Notes:

1. " * ", means this data is the worst emission level.
2. C.F (dB/m) = Antenna Factor (dB/m) + Cable Loss (dB).
3. Measurement (dBμV/m) = Reading (dBμV) + C.F (dB/m).

Site	WJ-AC2	Test Date	2025-03-06
Temperature	24.7 °C	Humidity	33.1 %
Limit	FCC_2.4G_RE(3m)	Test Engineer	Bob Zhang
Factor	DRH18-E_07105	Polarity	Horizontal
EUT	Tri-band Wi-Fi 7 Mesh AP	Test Voltage	AC 120V/60Hz
Test Mode	Transmit by 802.11be-EHT20 at 2452MHz		

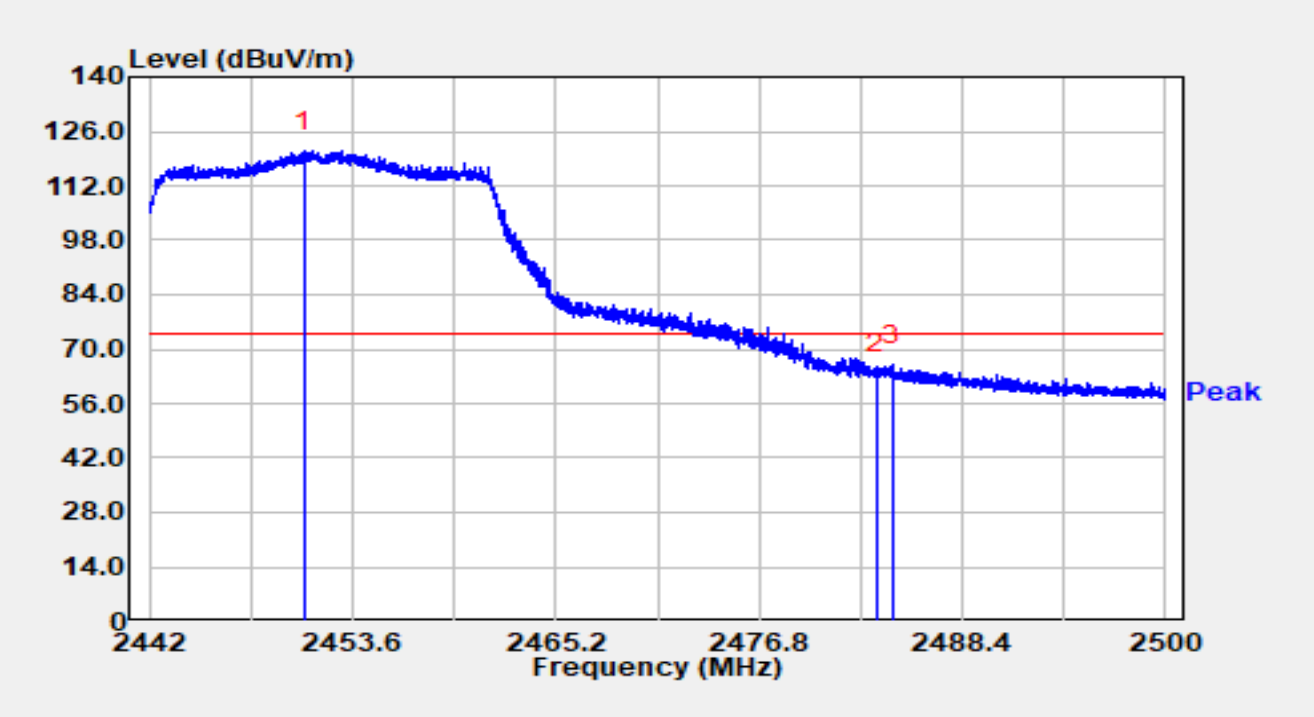

No	Mark	Frequency (MHz)	Reading (dBμV)	C.F (dB/m)	Measurement (dBμV/m)	Margin (dB)	Limit (dBμV/m)	Detector
1		2450.804	91.27	29.70	120.96	N/A	N/A	Peak
2		2483.500	33.71	29.76	63.47	-10.53	74.00	Peak
3	*	2484.375	36.19	29.77	65.96	-8.04	74.00	Peak

Notes:

1. " * ", means this data is the worst emission level.

2. C.F (dB/m) = Antenna Factor (dB/m) + Cable Loss (dB).

3. Measurement (dBμV/m) = Reading (dBμV) + C.F (dB/m).

Site	WJ-AC2	Test Date	2025-03-06
Temperature	24.7 °C	Humidity	33.1 %
Limit	FCC_2.4G_RE(3m)	Test Engineer	Bob Zhang
Factor	DRH18-E_07105	Polarity	Vertical
EUT	Tri-band Wi-Fi 7 Mesh AP	Test Voltage	AC 120V/60Hz
Test Mode	Transmit by 802.11be-EHT20 at 2452MHz		

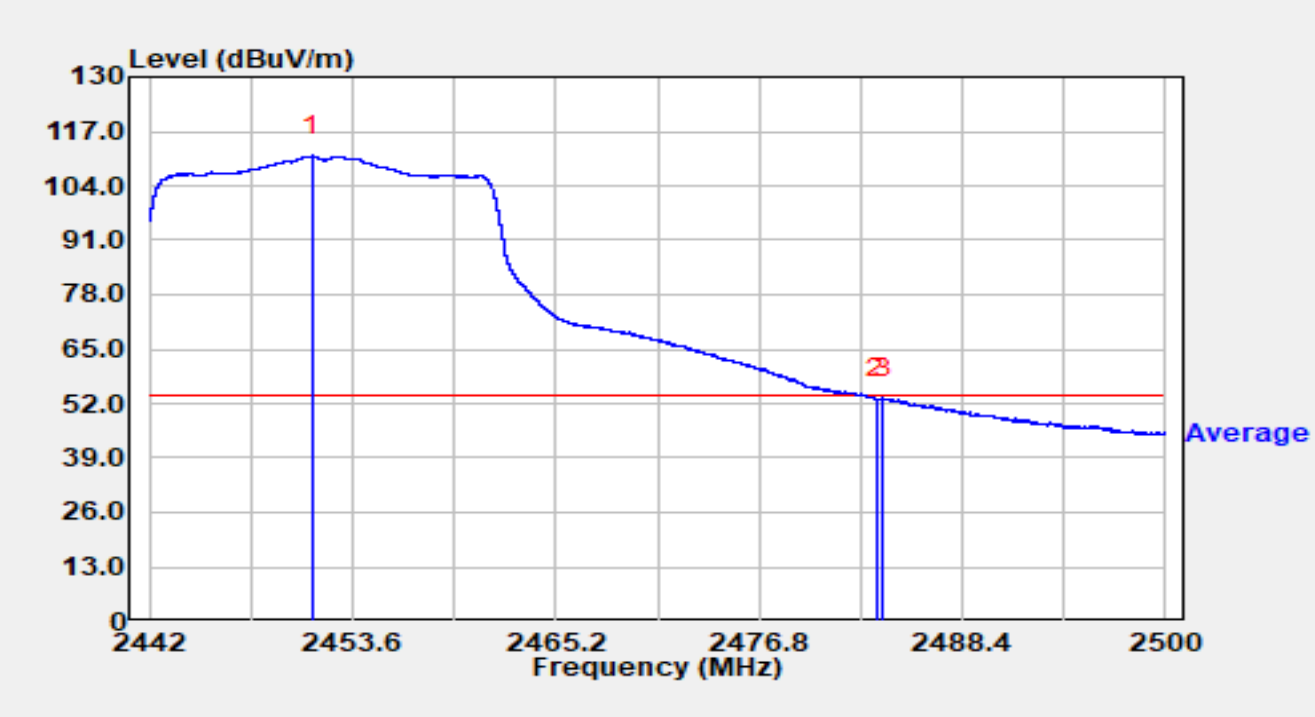

No	Mark	Frequency (MHz)	Reading (dBμV)	C.F (dB/m)	Measurement (dBμV/m)	Margin (dB)	Limit (dBμV/m)	Detector
1		2451.309	81.43	29.70	111.13	N/A	N/A	Average
2		2483.499	23.40	29.76	53.17	-0.83	54.00	Average
3	*	2483.870	23.47	29.77	53.24	-0.76	54.00	Average

Notes:

1. " * ", means this data is the worst emission level.

2. C.F (dB/m) = Antenna Factor (dB/m) + Cable Loss (dB).

3. Measurement (dBμV/m) = Reading (dBμV) + C.F (dB/m).

Site	WJ-AC2	Test Date	2025-03-06
Temperature	24.7 °C	Humidity	33.1 %
Limit	FCC_2.4G_RE(3m)	Test Engineer	Bob Zhang
Factor	DRH18-E_07105	Polarity	Horizontal
EUT	Tri-band Wi-Fi 7 Mesh AP	Test Voltage	AC 120V/60Hz
Test Mode	Transmit by 802.11be-EHT20 at 2457MHz		

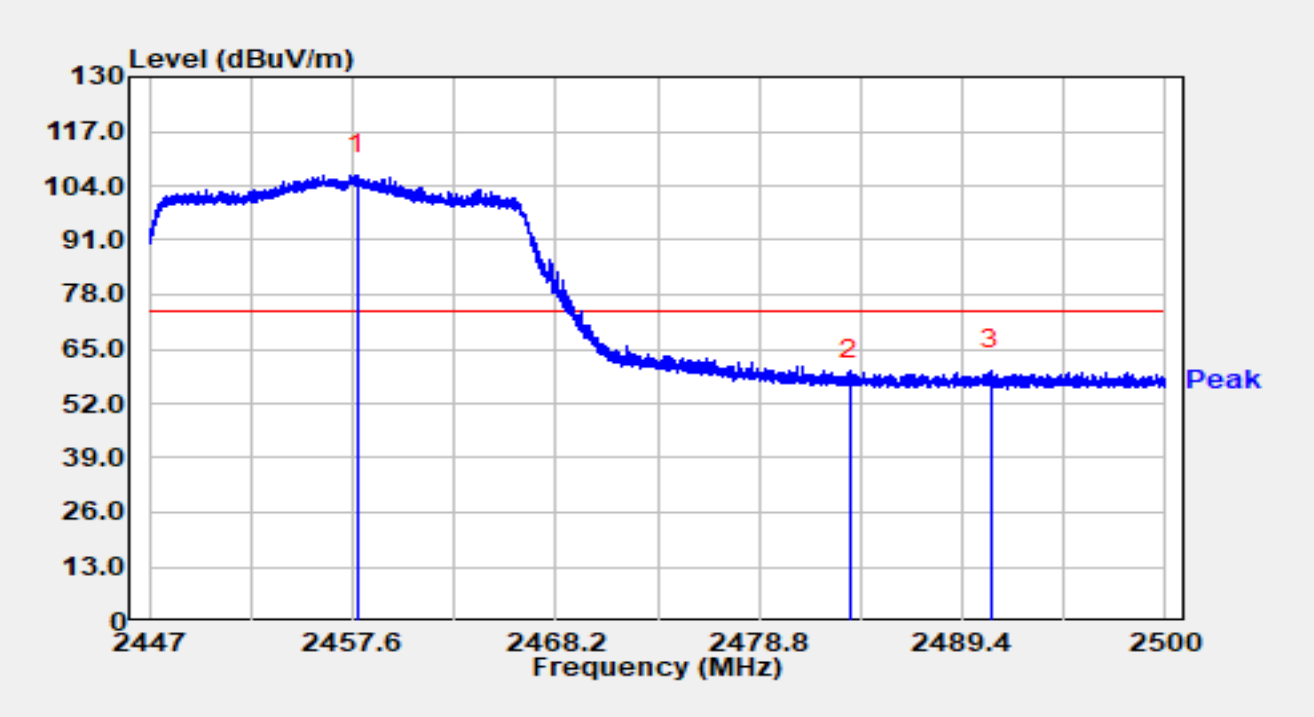

No	Mark	Frequency (MHz)	Reading (dBμV)	C.F (dB/m)	Measurement (dBμV/m)	Margin (dB)	Limit (dBμV/m)	Detector
1		2457.833	76.90	29.70	106.61	N/A	N/A	Peak
2		2483.500	27.81	29.76	57.57	-16.43	74.00	Peak
3	*	2490.863	30.14	29.79	59.93	-14.07	74.00	Peak

Notes:

1. " * ", means this data is the worst emission level.

2. C.F (dB/m) = Antenna Factor (dB/m) + Cable Loss (dB).

3. Measurement (dBμV/m) = Reading (dBμV) + C.F (dB/m).

Site	WJ-AC2	Test Date	2025-03-06
Temperature	24.7 °C	Humidity	33.1 %
Limit	FCC_2.4G_RE(3m)	Test Engineer	Bob Zhang
Factor	DRH18-E_07105	Polarity	Horizontal
EUT	Tri-band Wi-Fi 7 Mesh AP	Test Voltage	AC 120V/60Hz
Test Mode	Transmit by 802.11be-EHT20 at 2457MHz		

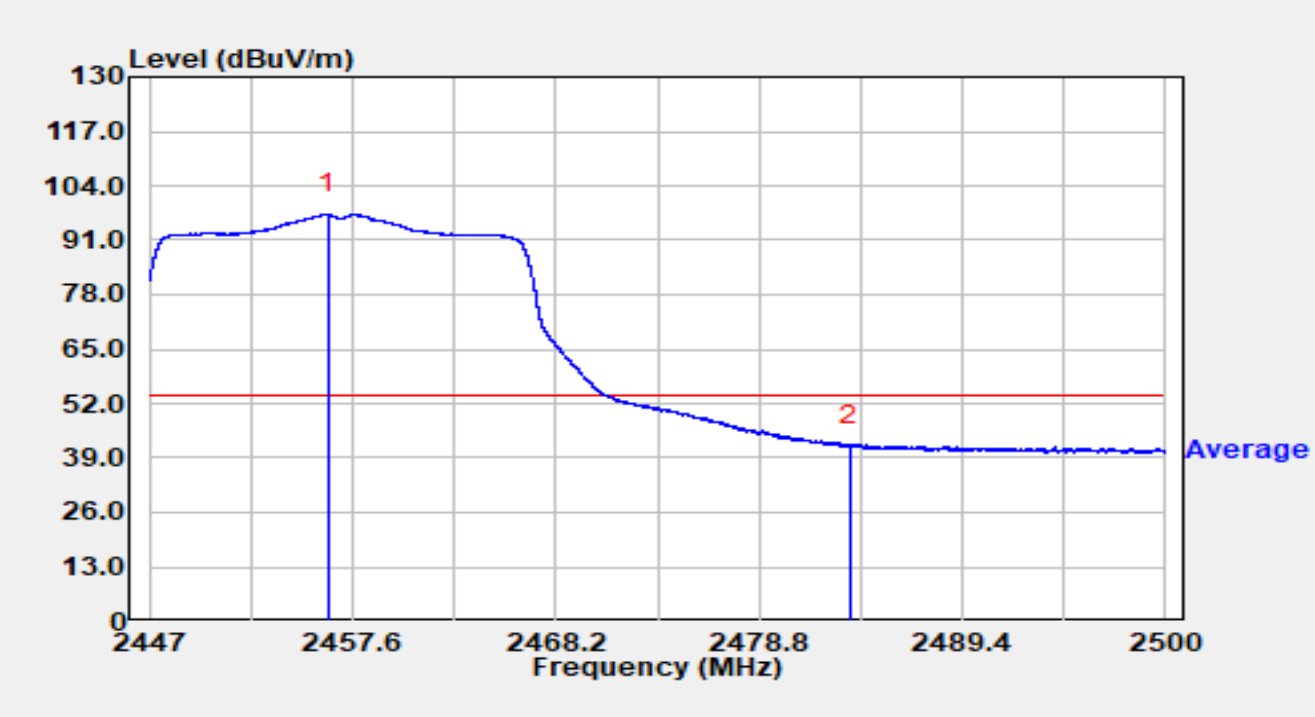

No	Mark	Frequency (MHz)	Reading (dBμV)	C.F (dB/m)	Measurement (dBμV/m)	Margin (dB)	Limit (dBμV/m)	Detector
1		2456.317	67.45	29.70	97.15	N/A	N/A	Average
2	*	2483.500	12.13	29.76	41.89	-12.11	54.00	Average

Notes:

1. " * ", means this data is the worst emission level.

2. C.F (dB/m) = Antenna Factor (dB/m) + Cable Loss (dB).

3. Measurement (dBμV/m) = Reading (dBμV) + C.F (dB/m).

Site	WJ-AC2	Test Date	2025-03-06
Temperature	24.7 °C	Humidity	33.1 %
Limit	FCC_2.4G_RE(3m)	Test Engineer	Bob Zhang
Factor	DRH18-E_07105	Polarity	Vertical
EUT	Tri-band Wi-Fi 7 Mesh AP	Test Voltage	AC 120V/60Hz
Test Mode	Transmit by 802.11be-EHT20 at 2457MHz		

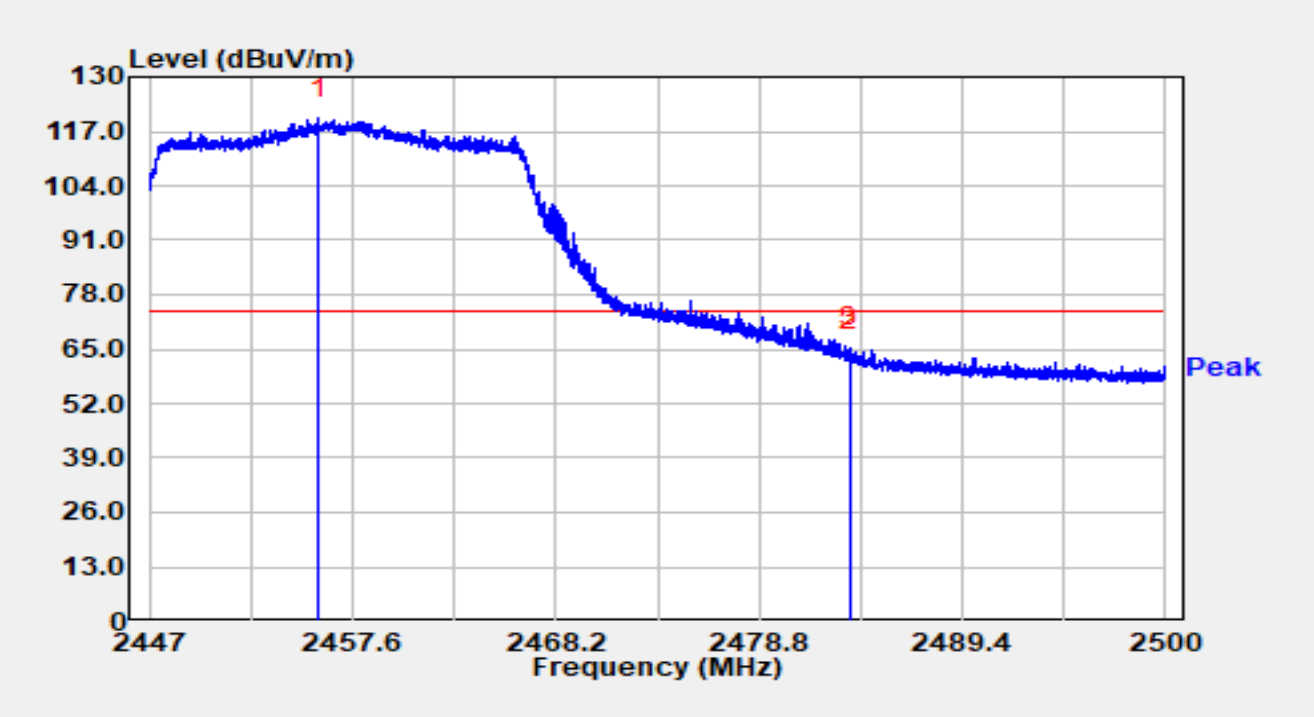

No	Mark	Frequency (MHz)	Reading (dBμV)	C.F (dB/m)	Measurement (dBμV/m)	Margin (dB)	Limit (dBμV/m)	Detector
1		2455.798	90.25	29.70	119.95	N/A	N/A	Peak
2		2483.500	34.51	29.76	64.28	-9.72	74.00	Peak
3	*	2483.528	35.67	29.76	65.43	-8.57	74.00	Peak

Notes:

1. " * ", means this data is the worst emission level.
2. C.F (dB/m) = Antenna Factor (dB/m) + Cable Loss (dB).
3. Measurement (dBμV/m) = Reading (dBμV) + C.F (dB/m).

Site	WJ-AC2	Test Date	2025-03-06
Temperature	24.7 °C	Humidity	33.1 %
Limit	FCC_2.4G_RE(3m)	Test Engineer	Bob Zhang
Factor	DRH18-E_07105	Polarity	Vertical
EUT	Tri-band Wi-Fi 7 Mesh AP	Test Voltage	AC 120V/60Hz
Test Mode	Transmit by 802.11be-EHT20 at 2457MHz		

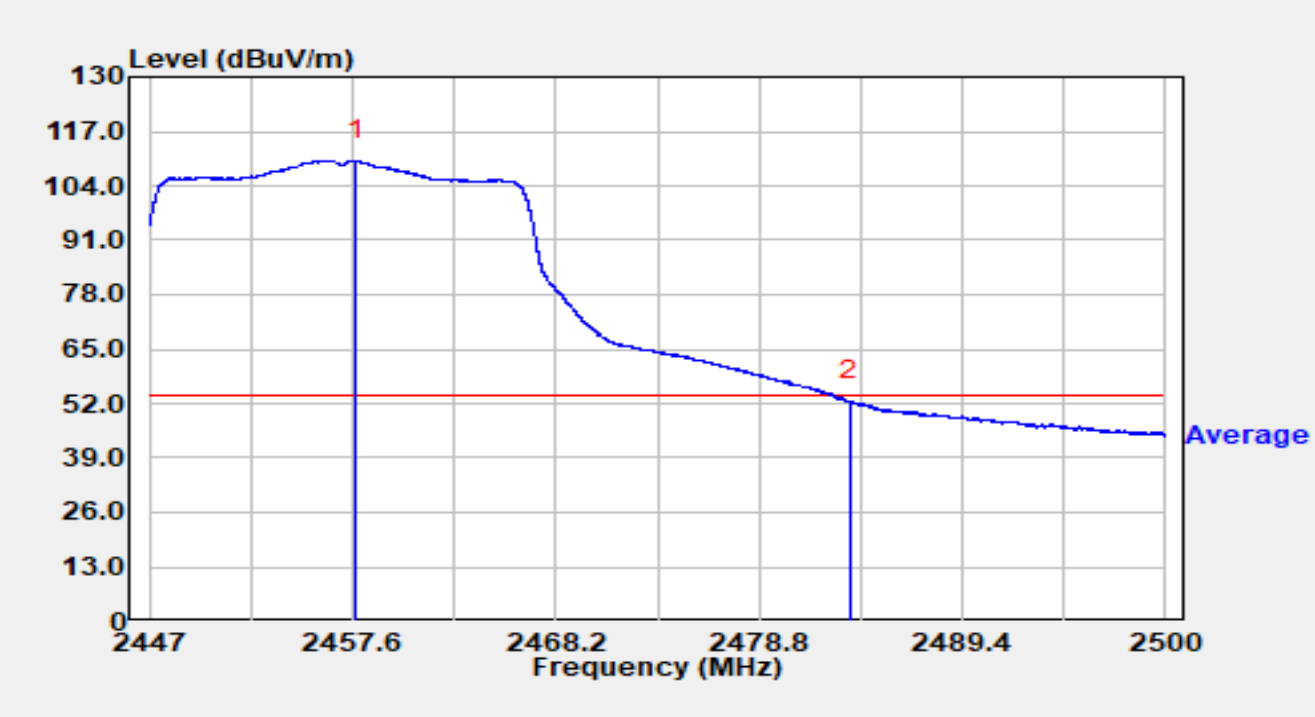

No	Mark	Frequency (MHz)	Reading (dBμV)	C.F (dB/m)	Measurement (dBμV/m)	Margin (dB)	Limit (dBμV/m)	Detector
1		2457.802	80.35	29.70	110.06	N/A	N/A	Average
2	*	2483.500	22.86	29.76	52.62	-1.38	54.00	Average

Notes:

1. " * ", means this data is the worst emission level.

2. C.F (dB/m) = Antenna Factor (dB/m) + Cable Loss (dB).

3. Measurement (dBμV/m) = Reading (dBμV) + C.F (dB/m).

Site	WJ-AC2	Test Date	2025-02-23
Temperature	20.3 °C	Humidity	33.1 %
Limit	FCC_2.4G_RE(3m)	Test Engineer	Bob Zhang
Factor	DRH18-E_07105	Polarity	Horizontal
EUT	Tri-band Wi-Fi 7 Mesh AP	Test Voltage	AC 120V/60Hz
Test Mode	Transmit by 802.11be-EHT20 at 2462MHz		

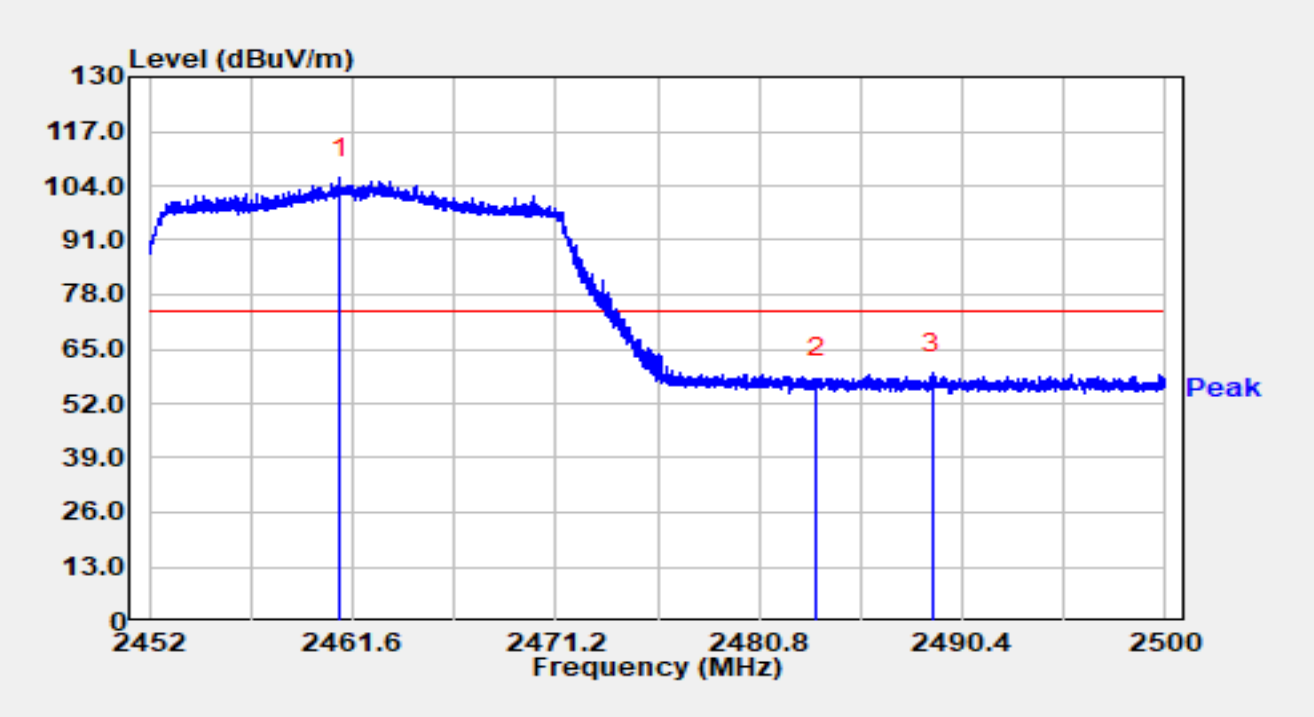

No	Mark	Frequency (MHz)	Reading (dBμV)	C.F (dB/m)	Measurement (dBμV/m)	Margin (dB)	Limit (dBμV/m)	Detector
1		2461.010	76.09	29.71	105.80	N/A	N/A	Peak
2		2483.502	28.20	29.76	57.97	-16.03	74.00	Peak
3	*	2488.989	29.52	29.78	59.30	-14.70	74.00	Peak

Notes:

1. " * ", means this data is the worst emission level.

2. C.F (dB/m) = Antenna Factor (dB/m) + Cable Loss (dB).

3. Measurement (dBμV/m) = Reading (dBμV) + C.F (dB/m).

Site	WJ-AC2	Test Date	2025-02-23
Temperature	20.3 °C	Humidity	33.1 %
Limit	FCC_2.4G_RE(3m)	Test Engineer	Bob Zhang
Factor	DRH18-E_07105	Polarity	Horizontal
EUT	Tri-band Wi-Fi 7 Mesh AP	Test Voltage	AC 120V/60Hz
Test Mode	Transmit by 802.11be-EHT20 at 2462MHz		

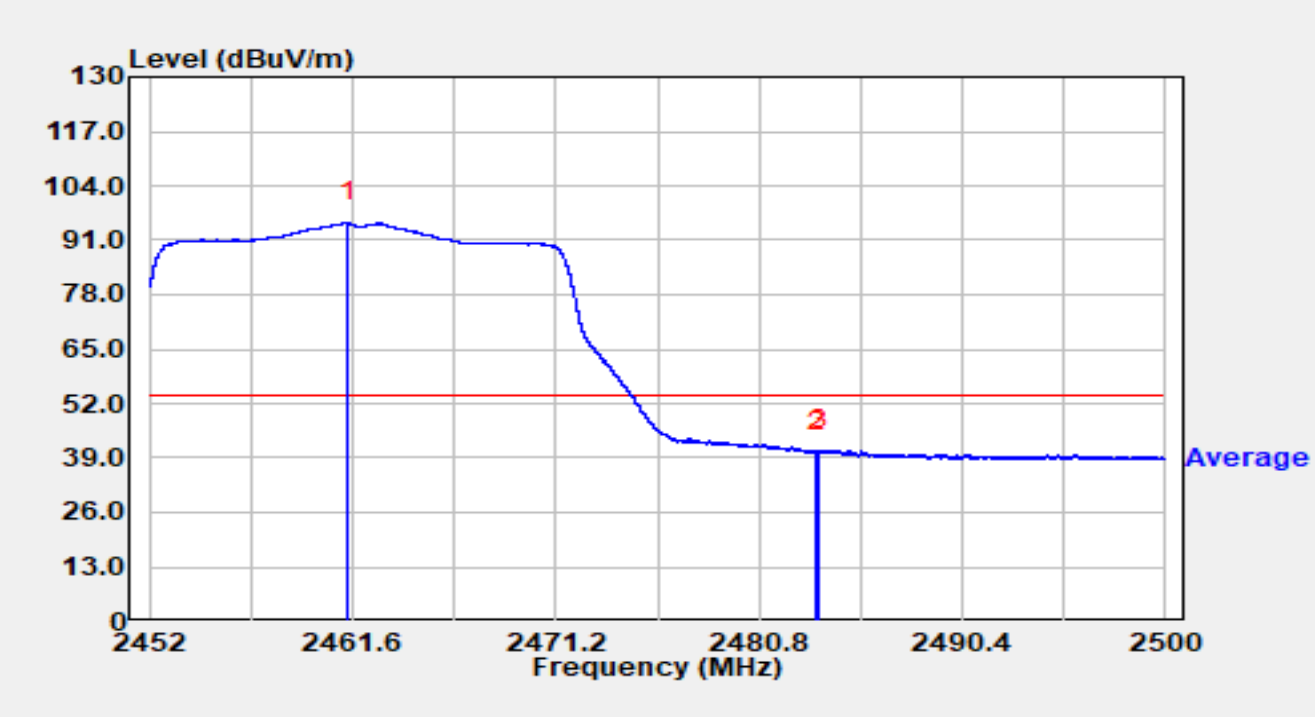

No	Mark	Frequency (MHz)	Reading (dBμV)	C.F (dB/m)	Measurement (dBμV/m)	Margin (dB)	Limit (dBμV/m)	Detector
1		2461.384	65.60	29.71	95.32	N/A	N/A	Average
2		2483.500	10.83	29.76	40.59	-13.41	54.00	Average
3	*	2483.627	11.13	29.76	40.89	-13.11	54.00	Average

Notes:

1. " * ", means this data is the worst emission level.

2. C.F (dB/m) = Antenna Factor (dB/m) + Cable Loss (dB).

3. Measurement (dBμV/m) = Reading (dBμV) + C.F (dB/m).

Site	WJ-AC2	Test Date	2025-02-23
Temperature	20.3 °C	Humidity	33.1 %
Limit	FCC_2.4G_RE(3m)	Test Engineer	Bob Zhang
Factor	DRH18-E_07105	Polarity	Vertical
EUT	Tri-band Wi-Fi 7 Mesh AP	Test Voltage	AC 120V/60Hz
Test Mode	Transmit by 802.11be-EHT20 at 2462MHz		

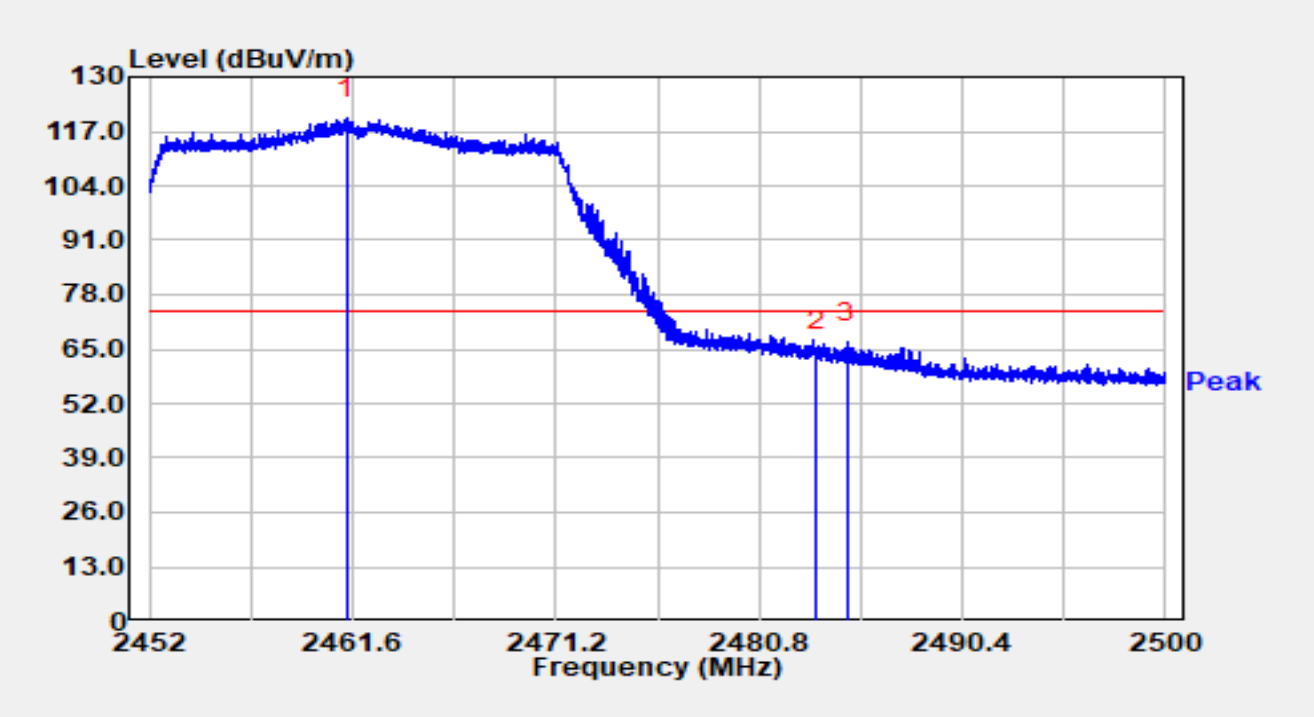

No	Mark	Frequency (MHz)	Reading (dBμV)	C.F (dB/m)	Measurement (dBμV/m)	Margin (dB)	Limit (dBμV/m)	Detector
1		2461.346	90.44	29.71	120.15	N/A	N/A	Peak
2		2483.500	34.68	29.76	64.45	-9.55	74.00	Peak
3	*	2484.981	36.75	29.77	66.52	-7.48	74.00	Peak

Notes:

1. " * ", means this data is the worst emission level.

2. C.F (dB/m) = Antenna Factor (dB/m) + Cable Loss (dB).

3. Measurement (dBμV/m) = Reading (dBμV) + C.F (dB/m).

Site	WJ-AC2	Test Date	2025-02-23
Temperature	20.3 °C	Humidity	33.1 %
Limit	FCC_2.4G_RE(3m)	Test Engineer	Bob Zhang
Factor	DRH18-E_07105	Polarity	Vertical
EUT	Tri-band Wi-Fi 7 Mesh AP	Test Voltage	AC 120V/60Hz
Test Mode	Transmit by 802.11be-EHT20 at 2462MHz		

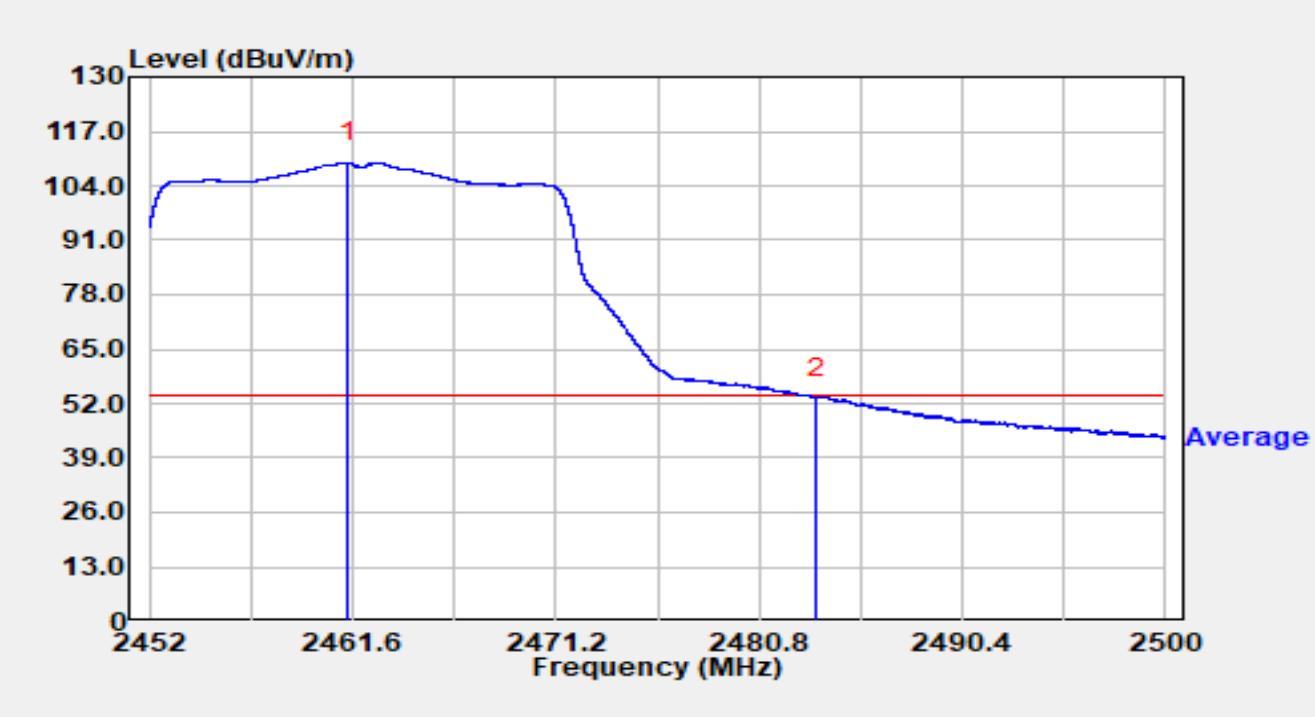

No	Mark	Frequency (MHz)	Reading (dBμV)	C.F (dB/m)	Measurement (dBμV/m)	Margin (dB)	Limit (dBμV/m)	Detector
1		2461.403	79.84	29.71	109.55	N/A	N/A	Average
2	*	2483.500	23.58	29.76	53.34	-0.66	54.00	Average

Notes:

1. " * ", means this data is the worst emission level.
2. C.F (dB/m) = Antenna Factor (dB/m) + Cable Loss (dB).
3. Measurement (dBμV/m) = Reading (dBμV) + C.F (dB/m).

Site	WJ-AC2	Test Date	2025-02-23
Temperature	20.3 °C	Humidity	33.1 %
Limit	FCC_2.4G_RE(3m)	Test Engineer	Bob Zhang
Factor	DRH18-E_07105	Polarity	Horizontal
EUT	Tri-band Wi-Fi 7 Mesh AP	Test Voltage	AC 120V/60Hz
Test Mode	Transmit by 802.11be-EHT40 at 2422MHz		

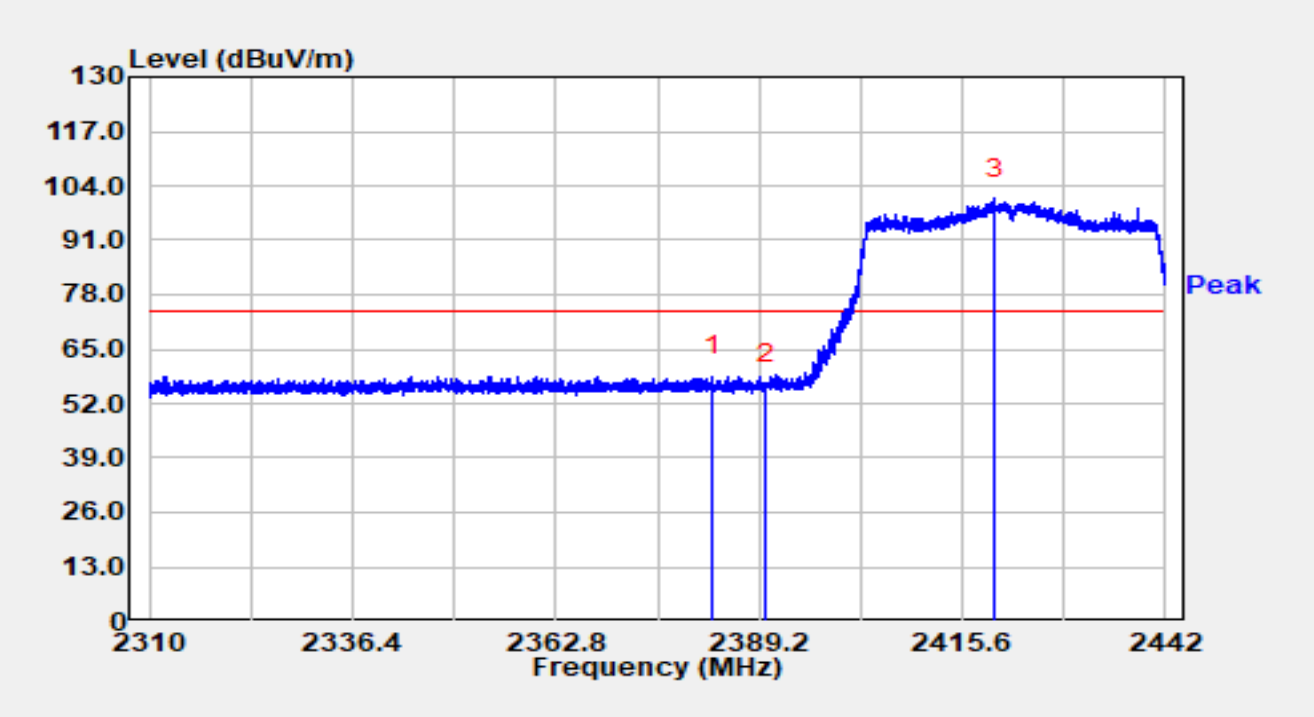

No	Mark	Frequency (MHz)	Reading (dBμV)	C.F (dB/m)	Measurement (dBμV/m)	Margin (dB)	Limit (dBμV/m)	Detector
1	*	2383.234	29.00	29.57	58.56	-15.44	74.00	Peak
2		2390.005	26.97	29.59	56.56	-17.44	74.00	Peak
3		2419.850	71.20	29.63	100.83	N/A	N/A	Peak

Notes:

1. " * ", means this data is the worst emission level.

2. C.F (dB/m) = Antenna Factor (dB/m) + Cable Loss (dB).

3. Measurement (dBμV/m) = Reading (dBμV) + C.F (dB/m).

Site	WJ-AC2	Test Date	2025-02-23
Temperature	20.3 °C	Humidity	33.1 %
Limit	FCC_2.4G_RE(3m)	Test Engineer	Bob Zhang
Factor	DRH18-E_07105	Polarity	Horizontal
EUT	Tri-band Wi-Fi 7 Mesh AP	Test Voltage	AC 120V/60Hz
Test Mode	Transmit by 802.11be-EHT40 at 2422MHz		

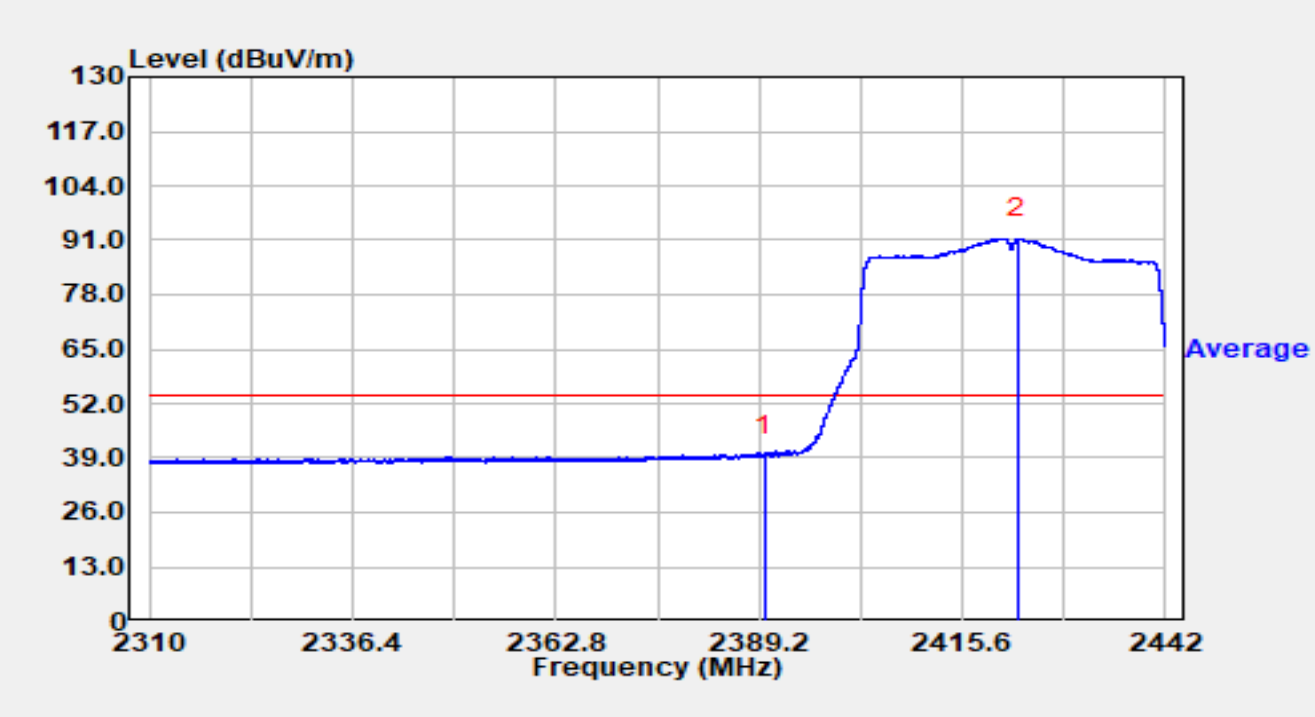

No	Mark	Frequency (MHz)	Reading (dBμV)	C.F (dB/m)	Measurement (dBμV/m)	Margin (dB)	Limit (dBμV/m)	Detector
1	*	2390.000	9.94	29.59	39.53	-14.47	54.00	Average
2		2422.688	61.79	29.64	91.42	N/A	N/A	Average

Notes:

1. " * ", means this data is the worst emission level.
2. C.F (dB/m) = Antenna Factor (dB/m) + Cable Loss (dB).
3. Measurement (dBμV/m) = Reading (dBμV) + C.F (dB/m).

Site	WJ-AC2	Test Date	2025-02-23
Temperature	20.3 °C	Humidity	33.1 %
Limit	FCC_2.4G_RE(3m)	Test Engineer	Bob Zhang
Factor	DRH18-E_07105	Polarity	Vertical
EUT	Tri-band Wi-Fi 7 Mesh AP	Test Voltage	AC 120V/60Hz
Test Mode	Transmit by 802.11be-EHT40 at 2422MHz		

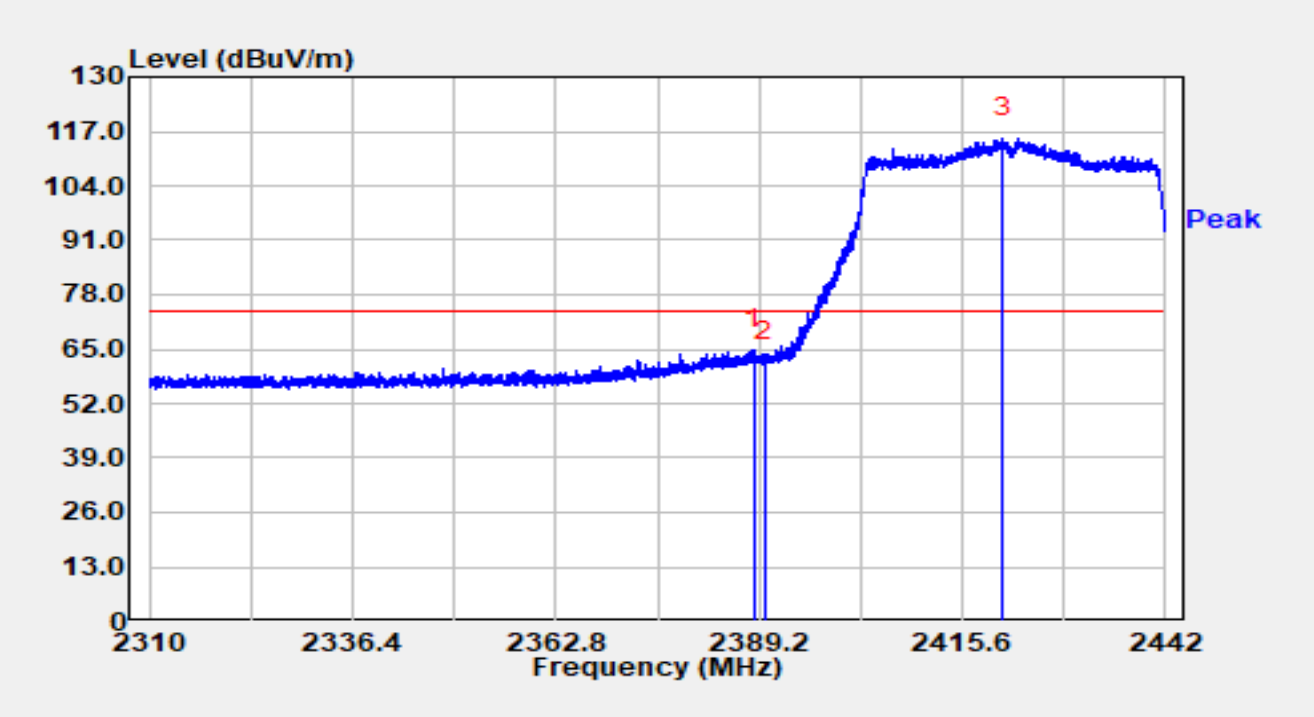

No	Mark	Frequency (MHz)	Reading (dBμV)	C.F (dB/m)	Measurement (dBμV/m)	Margin (dB)	Limit (dBμV/m)	Detector
1	*	2388.540	35.18	29.59	64.77	-9.23	74.00	Peak
2		2390.000	32.34	29.59	61.93	-12.07	74.00	Peak
3		2420.880	85.66	29.63	115.29	N/A	N/A	Peak

Notes:

1. " * ", means this data is the worst emission level.
2. C.F (dB/m) = Antenna Factor (dB/m) + Cable Loss (dB).
3. Measurement (dBμV/m) = Reading (dBμV) + C.F (dB/m).

Site	WJ-AC2	Test Date	2025-02-23
Temperature	20.3 °C	Humidity	33.1 %
Limit	FCC_2.4G_RE(3m)	Test Engineer	Bob Zhang
Factor	DRH18-E_07105	Polarity	Vertical
EUT	Tri-band Wi-Fi 7 Mesh AP	Test Voltage	AC 120V/60Hz
Test Mode	Transmit by 802.11be-EHT40 at 2422MHz		

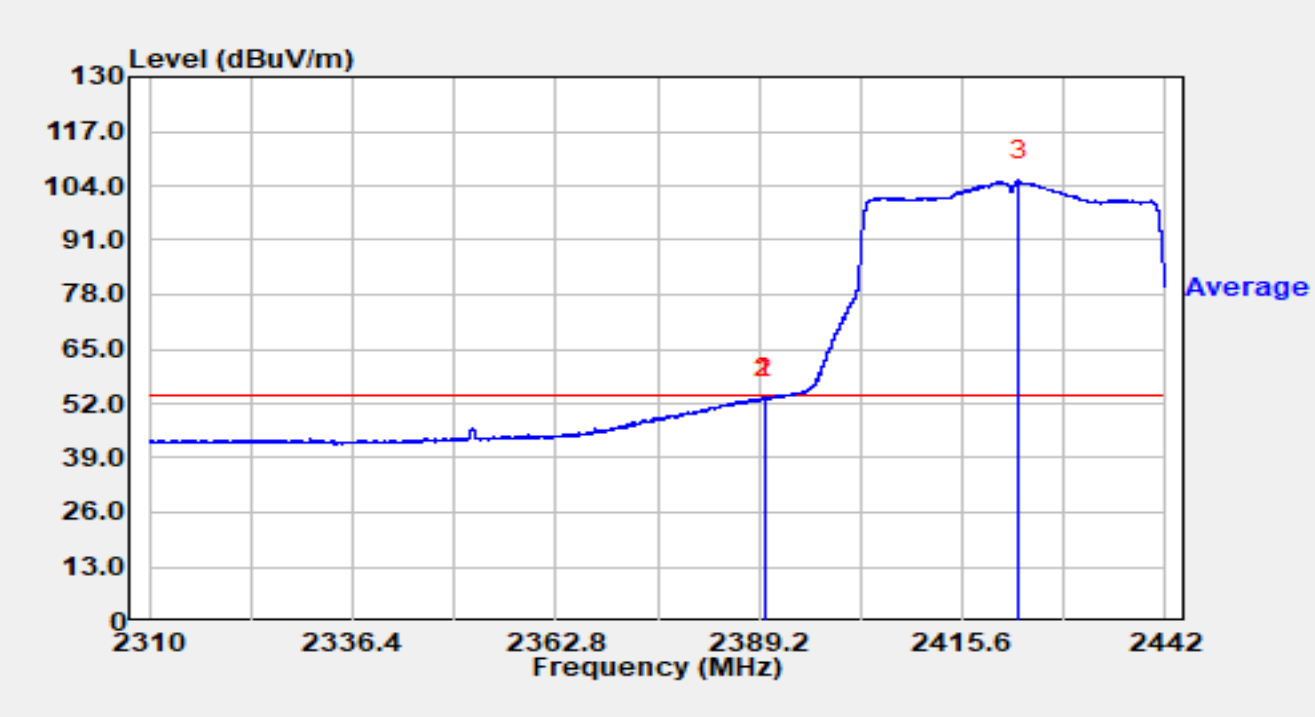

No	Mark	Frequency (MHz)	Reading (dBμV)	C.F (dB/m)	Measurement (dBμV/m)	Margin (dB)	Limit (dBμV/m)	Detector
1	*	2389.860	23.88	29.59	53.47	-0.53	54.00	Average
2		2390.000	23.48	29.59	53.07	-0.93	54.00	Average
3		2422.913	75.80	29.64	105.44	N/A	N/A	Average

Notes:

1. " * ", means this data is the worst emission level.
2. C.F (dB/m) = Antenna Factor (dB/m) + Cable Loss (dB).
3. Measurement (dBμV/m) = Reading (dBμV) + C.F (dB/m).

Site	WJ-AC2	Test Date	2025-03-05
Temperature	24.7 °C	Humidity	33.1 %
Limit	FCC_2.4G_RE(3m)	Test Engineer	Carl Jiang
Factor	DRH18-E_07105	Polarity	Horizontal
EUT	Tri-band Wi-Fi 7 Mesh AP	Test Voltage	AC 120V/60Hz
Test Mode	Transmit by 802.11be-EHT40 at 2437MHz		

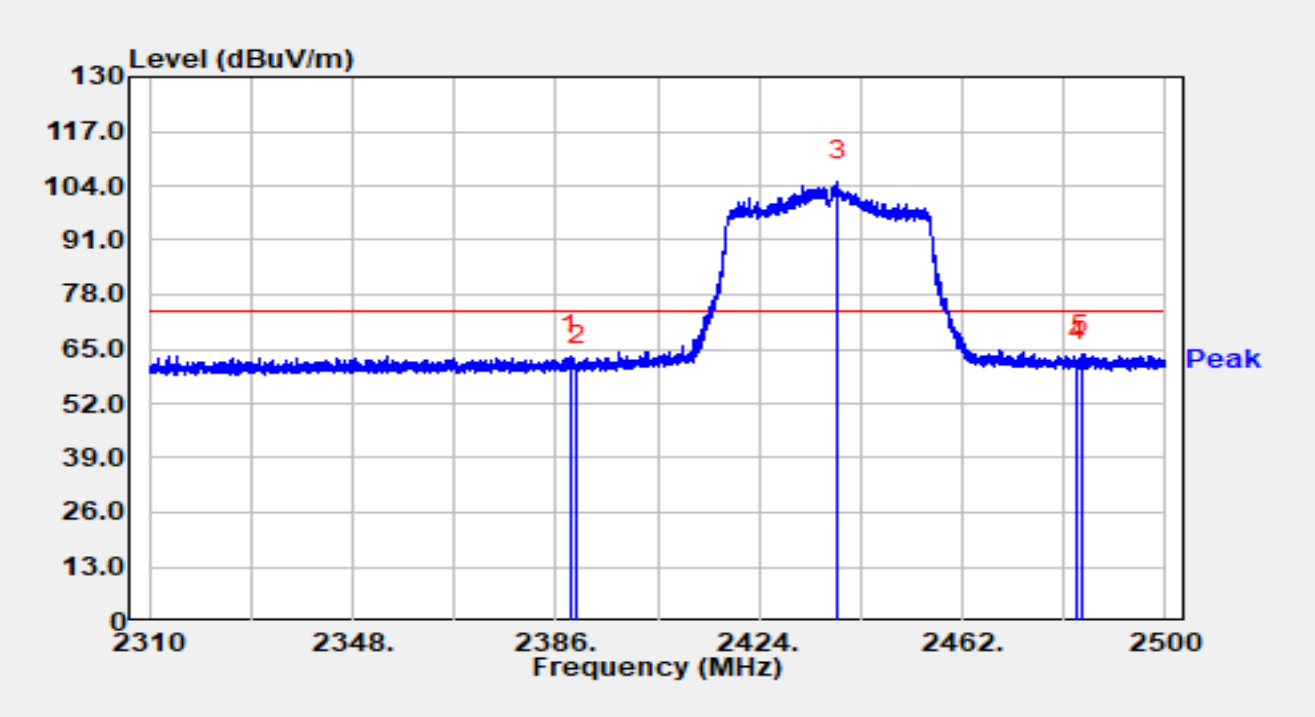

No	Mark	Frequency (MHz)	Reading (dBμV)	C.F (dB/m)	Measurement (dBμV/m)	Margin (dB)	Limit (dBμV/m)	Detector
1		2388.812	33.90	29.59	63.49	-10.51	74.00	Peak
2		2390.000	31.39	29.59	60.98	-13.02	74.00	Peak
3		2438.668	75.38	29.68	105.06	N/A	N/A	Peak
4		2483.500	32.17	29.76	61.93	-12.07	74.00	Peak
5	*	2484.363	33.79	29.77	63.56	-10.44	74.00	Peak

Notes:

1. " * ", means this data is the worst emission level.

2. C.F (dB/m) = Antenna Factor (dB/m) + Cable Loss (dB).

3. Measurement (dBμV/m) = Reading (dBμV) + C.F (dB/m).

Site	WJ-AC2	Test Date	2025-03-05
Temperature	24.7 °C	Humidity	33.1 %
Limit	FCC_2.4G_RE(3m)	Test Engineer	Carl Jiang
Factor	DRH18-E_07105	Polarity	Horizontal
EUT	Tri-band Wi-Fi 7 Mesh AP	Test Voltage	AC 120V/60Hz
Test Mode	Transmit by 802.11be-EHT40 at 2437MHz		

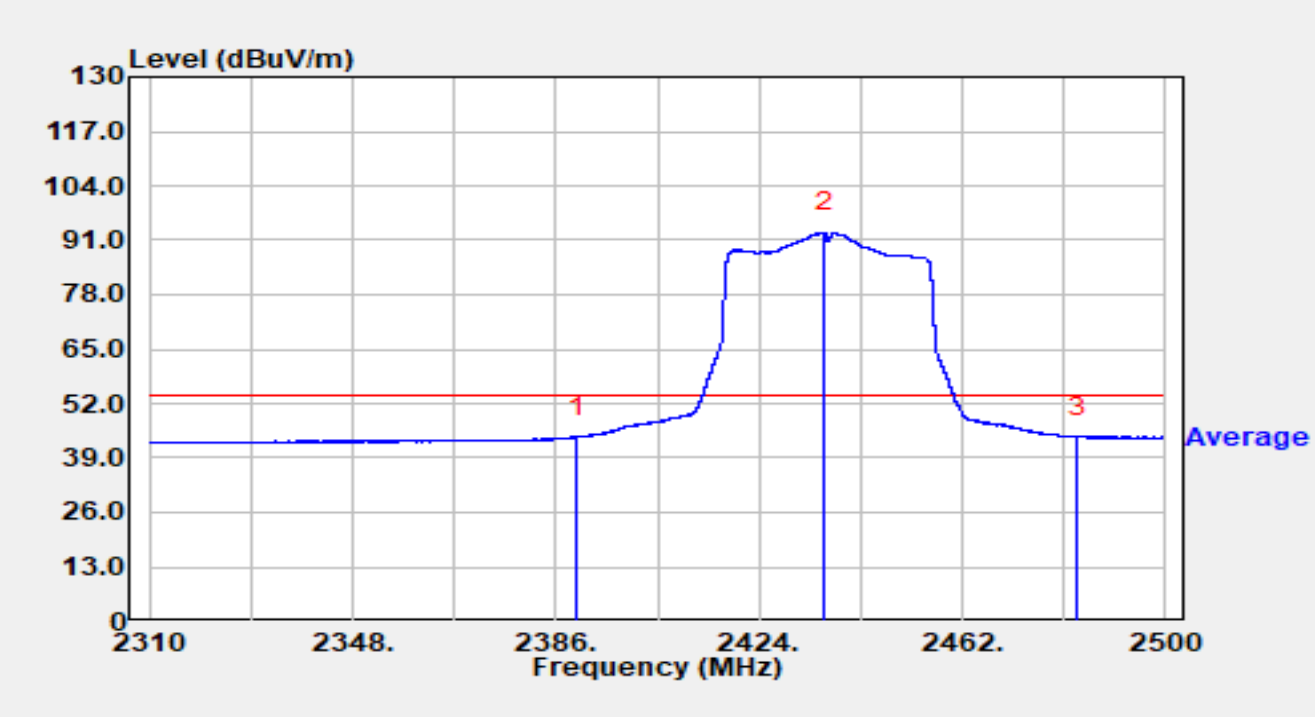

No	Mark	Frequency (MHz)	Reading (dBμV)	C.F (dB/m)	Measurement (dBμV/m)	Margin (dB)	Limit (dBμV/m)	Detector
1		2390.000	14.46	29.59	44.05	-9.95	54.00	Average
2		2436.141	63.25	29.67	92.92	N/A	N/A	Average
3	*	2483.500	14.38	29.76	44.15	-9.85	54.00	Average

Notes:

1. " * ", means this data is the worst emission level.

2. C.F (dB/m) = Antenna Factor (dB/m) + Cable Loss (dB).

3. Measurement (dBμV/m) = Reading (dBμV) + C.F (dB/m).

Site	WJ-AC2	Test Date	2025-03-05
Temperature	24.7 °C	Humidity	33.1 %
Limit	FCC_2.4G_RE(3m)	Test Engineer	Carl Jiang
Factor	DRH18-E_07105	Polarity	Vertical
EUT	Tri-band Wi-Fi 7 Mesh AP	Test Voltage	AC 120V/60Hz
Test Mode	Transmit by 802.11be-EHT40 at 2437MHz		

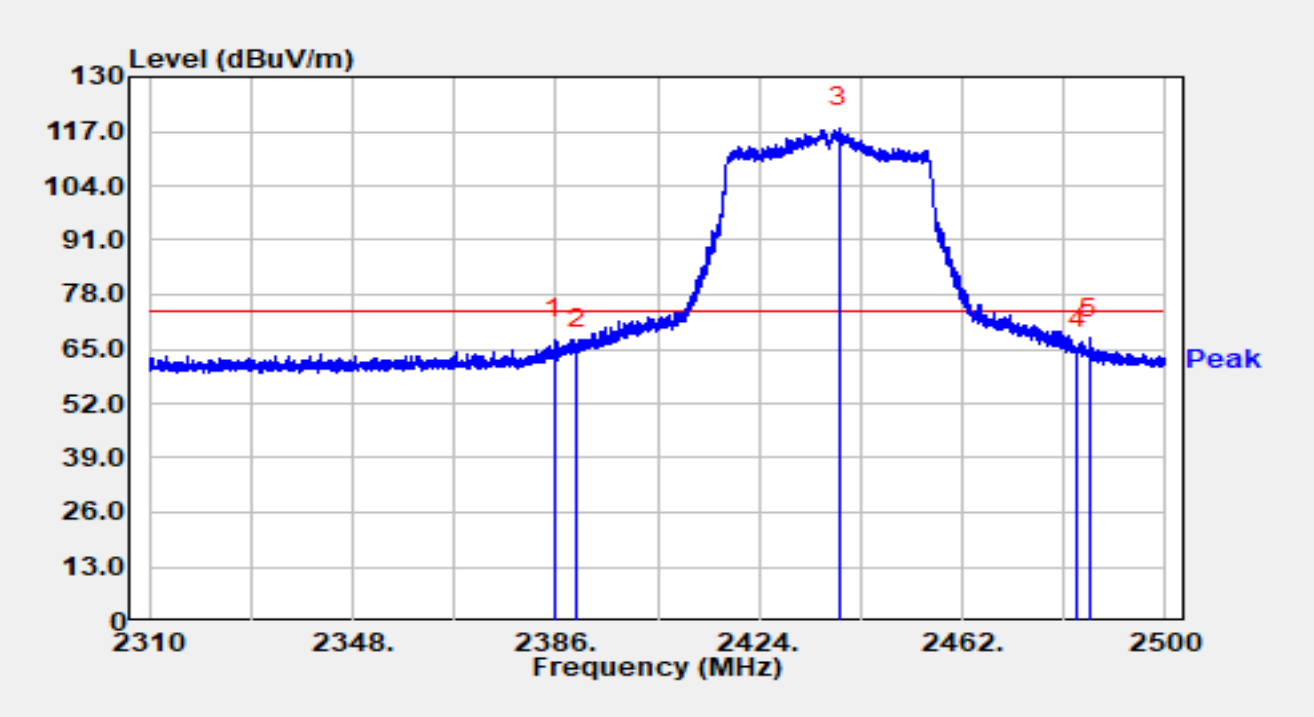

No	Mark	Frequency (MHz)	Reading (dBμV)	C.F (dB/m)	Measurement (dBμV/m)	Margin (dB)	Limit (dBμV/m)	Detector
1		2385.772	37.65	29.57	67.22	-6.78	74.00	Peak
2		2390.000	35.57	29.59	65.16	-8.84	74.00	Peak
3		2439.067	88.12	29.68	117.80	N/A	N/A	Peak
4		2483.500	35.41	29.76	65.18	-8.82	74.00	Peak
5	*	2485.750	37.85	29.77	67.62	-6.38	74.00	Peak

Notes:

1. " * ", means this data is the worst emission level.

2. C.F (dB/m) = Antenna Factor (dB/m) + Cable Loss (dB).

3. Measurement (dBμV/m) = Reading (dBμV) + C.F (dB/m).

Site	WJ-AC2	Test Date	2025-03-05
Temperature	24.7 °C	Humidity	33.1 %
Limit	FCC_2.4G_RE(3m)	Test Engineer	Carl Jiang
Factor	DRH18-E_07105	Polarity	Vertical
EUT	Tri-band Wi-Fi 7 Mesh AP	Test Voltage	AC 120V/60Hz
Test Mode	Transmit by 802.11be-EHT40 at 2437MHz		

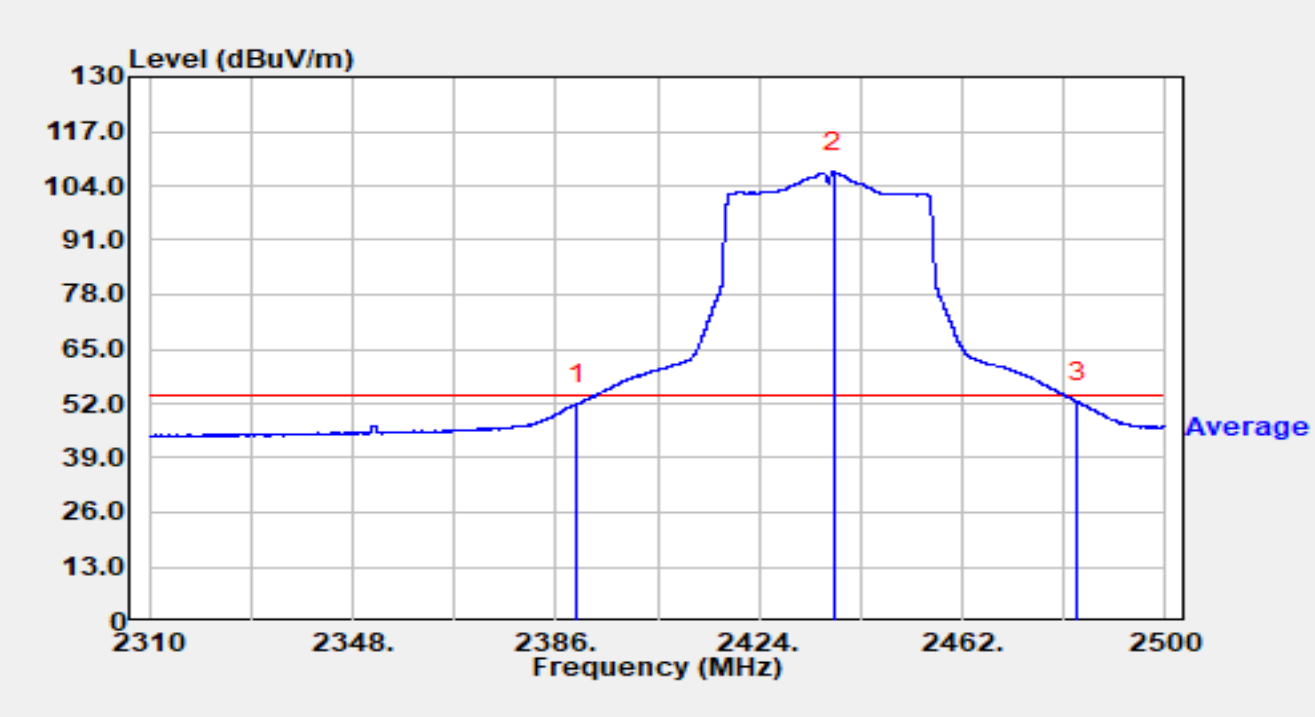

No	Mark	Frequency (MHz)	Reading (dBμV)	C.F (dB/m)	Measurement (dBμV/m)	Margin (dB)	Limit (dBμV/m)	Detector
1		2390.000	22.36	29.59	51.95	-2.05	54.00	Average
2		2437.851	77.72	29.68	107.39	N/A	N/A	Average
3	*	2483.500	22.63	29.76	52.40	-1.60	54.00	Average

Notes:

1. " * ", means this data is the worst emission level.
2. C.F (dB/m) = Antenna Factor (dB/m) + Cable Loss (dB).
3. Measurement (dBμV/m) = Reading (dBμV) + C.F (dB/m).

Site	WJ-AC2	Test Date	2025-02-23
Temperature	20.3 °C	Humidity	33.1 %
Limit	FCC_2.4G_RE(3m)	Test Engineer	Bob Zhang
Factor	DRH18-E_07105	Polarity	Horizontal
EUT	Tri-band Wi-Fi 7 Mesh AP	Test Voltage	AC 120V/60Hz
Test Mode	Transmit by 802.11be-EHT40 at 2452MHz		

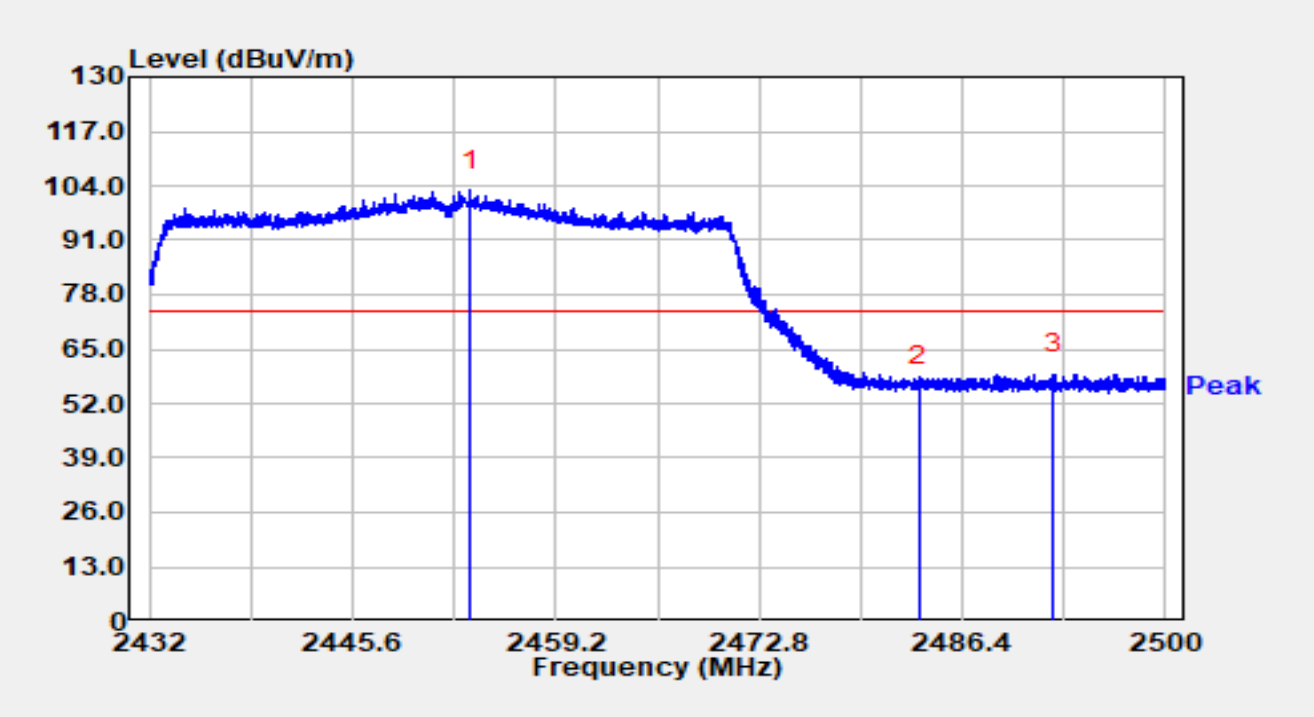

No	Mark	Frequency (MHz)	Reading (dBμV)	C.F (dB/m)	Measurement (dBμV/m)	Margin (dB)	Limit (dBμV/m)	Detector
1		2453.508	73.21	29.70	102.91	N/A	N/A	Peak
2		2483.500	26.50	29.76	56.26	-17.74	74.00	Peak
3	*	2492.540	29.14	29.79	58.94	-15.06	74.00	Peak

Notes:

1. " * ", means this data is the worst emission level.

2. C.F (dB/m) = Antenna Factor (dB/m) + Cable Loss (dB).

3. Measurement (dBμV/m) = Reading (dBμV) + C.F (dB/m).

Site	WJ-AC2	Test Date	2025-02-23
Temperature	20.3 °C	Humidity	33.1 %
Limit	FCC_2.4G_RE(3m)	Test Engineer	Bob Zhang
Factor	DRH18-E_07105	Polarity	Horizontal
EUT	Tri-band Wi-Fi 7 Mesh AP	Test Voltage	AC 120V/60Hz
Test Mode	Transmit by 802.11be-EHT40 at 2452MHz		

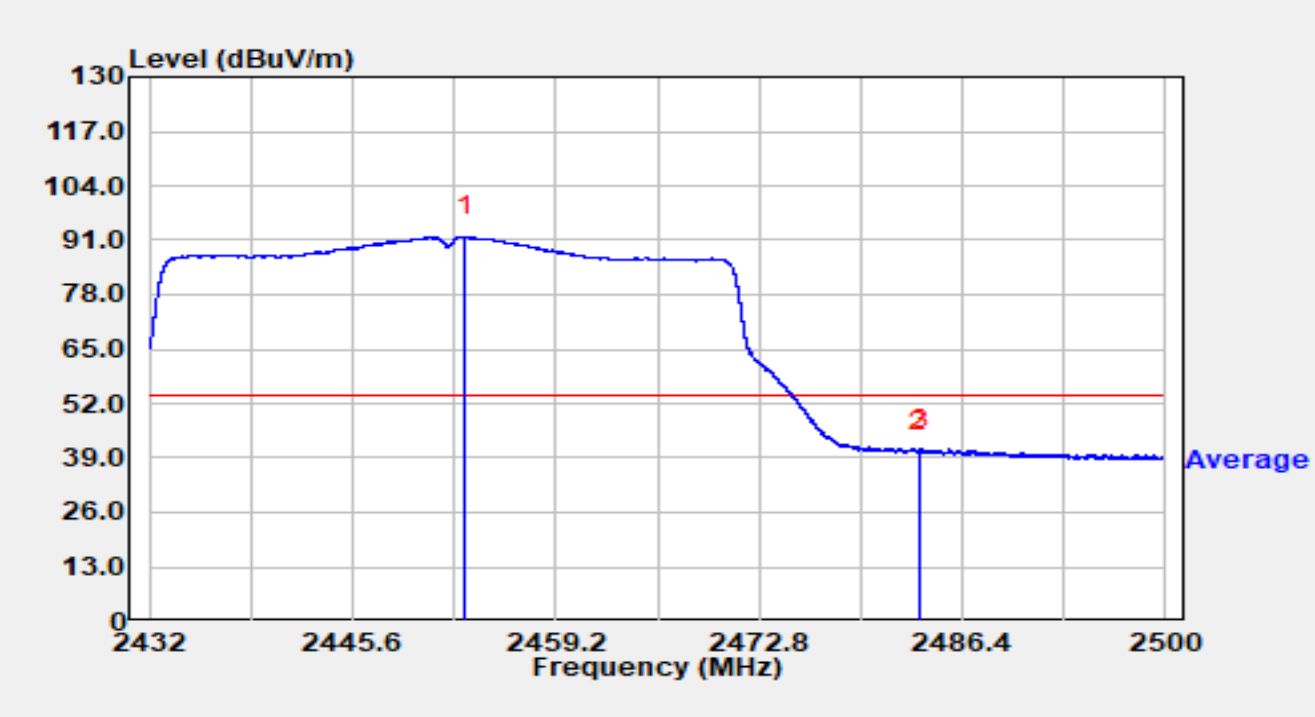

No	Mark	Frequency (MHz)	Reading (dBμV)	C.F (dB/m)	Measurement (dBμV/m)	Margin (dB)	Limit (dBμV/m)	Detector
1		2453.162	62.24	29.70	91.94	N/A	N/A	Average
2		2483.500	10.90	29.76	40.66	-13.34	54.00	Average
3	*	2483.612	11.39	29.76	41.16	-12.84	54.00	Average

Notes:

1. " * ", means this data is the worst emission level.
2. C.F (dB/m) = Antenna Factor (dB/m) + Cable Loss (dB).
3. Measurement (dBμV/m) = Reading (dBμV) + C.F (dB/m).

Site	WJ-AC2	Test Date	2025-02-23
Temperature	20.3 °C	Humidity	33.1 %
Limit	FCC_2.4G_RE(3m)	Test Engineer	Bob Zhang
Factor	DRH18-E_07105	Polarity	Vertical
EUT	Tri-band Wi-Fi 7 Mesh AP	Test Voltage	AC 120V/60Hz
Test Mode	Transmit by 802.11be-EHT40 at 2452MHz		

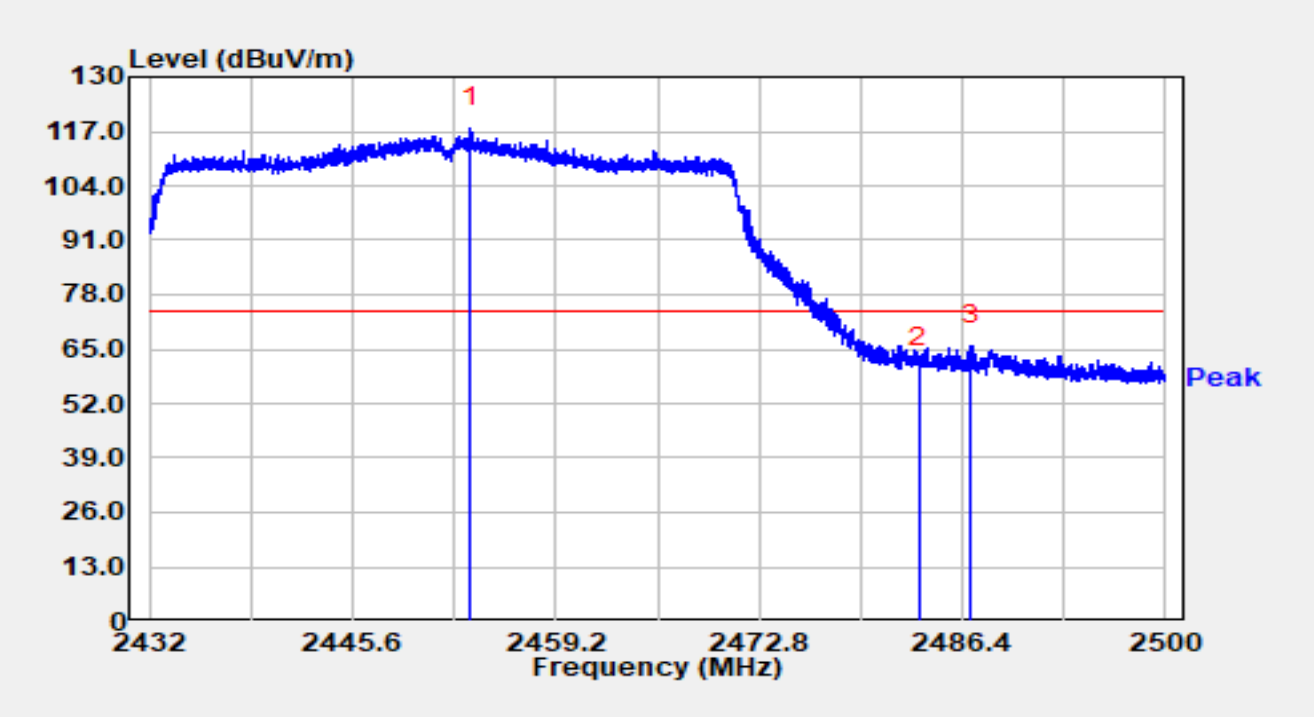

No	Mark	Frequency (MHz)	Reading (dBμV)	C.F (dB/m)	Measurement (dBμV/m)	Margin (dB)	Limit (dBμV/m)	Detector
1		2453.522	88.25	29.70	117.95	N/A	N/A	Peak
2		2483.500	31.06	29.76	60.82	-13.18	74.00	Peak
3	*	2487.019	36.14	29.78	65.92	-8.08	74.00	Peak

Notes:

1. " * ", means this data is the worst emission level.

2. C.F (dB/m) = Antenna Factor (dB/m) + Cable Loss (dB).

3. Measurement (dBμV/m) = Reading (dBμV) + C.F (dB/m).

Site	WJ-AC2	Test Date	2025-02-23
Temperature	20.3 °C	Humidity	33.1 %
Limit	FCC_2.4G_RE(3m)	Test Engineer	Bob Zhang
Factor	DRH18-E_07105	Polarity	Vertical
EUT	Tri-band Wi-Fi 7 Mesh AP	Test Voltage	AC 120V/60Hz
Test Mode	Transmit by 802.11be-EHT40 at 2452MHz		

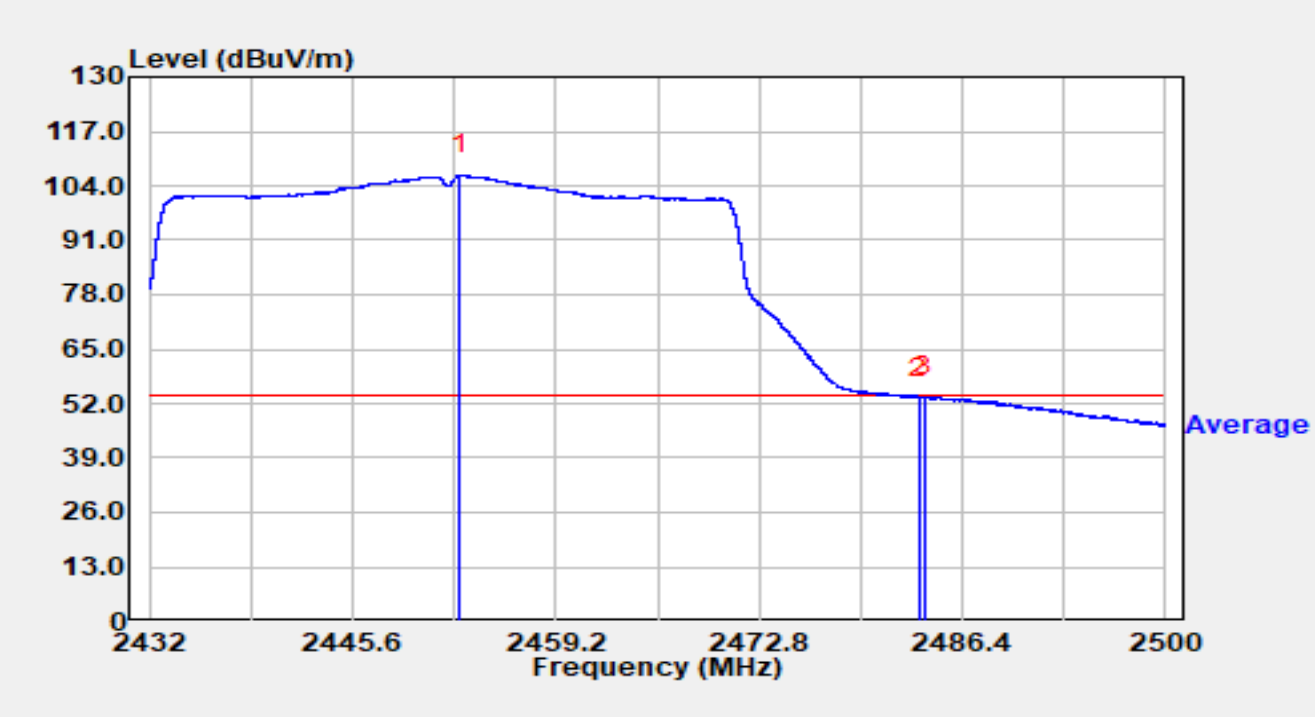

No	Mark	Frequency (MHz)	Reading (dBμV)	C.F (dB/m)	Measurement (dBμV/m)	Margin (dB)	Limit (dBμV/m)	Detector
1		2452.788	76.92	29.70	106.62	N/A	N/A	Average
2		2483.500	23.57	29.76	53.34	-0.66	54.00	Average
3	*	2483.816	23.83	29.77	53.59	-0.41	54.00	Average

Notes:

1. " * ", means this data is the worst emission level.
2. C.F (dB/m) = Antenna Factor (dB/m) + Cable Loss (dB).
3. Measurement (dBμV/m) = Reading (dBμV) + C.F (dB/m).

A.8 AC Conducted Emissions Test Result

Site	WZ-SR2	Test Date	2025-03-15
Temperature	20.3 °C	Humidity	47.2 %
Limit	FCC Part 15.207_CE_Mains	Test Engineer	Linda Wei
Factor	ENV216_101683_L1_Filter Off_E	Polarity	Line
EUT	Tri-band Wi-Fi 7 Mesh AP	Test Voltage	AC 120V/60Hz
Test Mode	Transmit by 802.11b at channel 2412MHz		

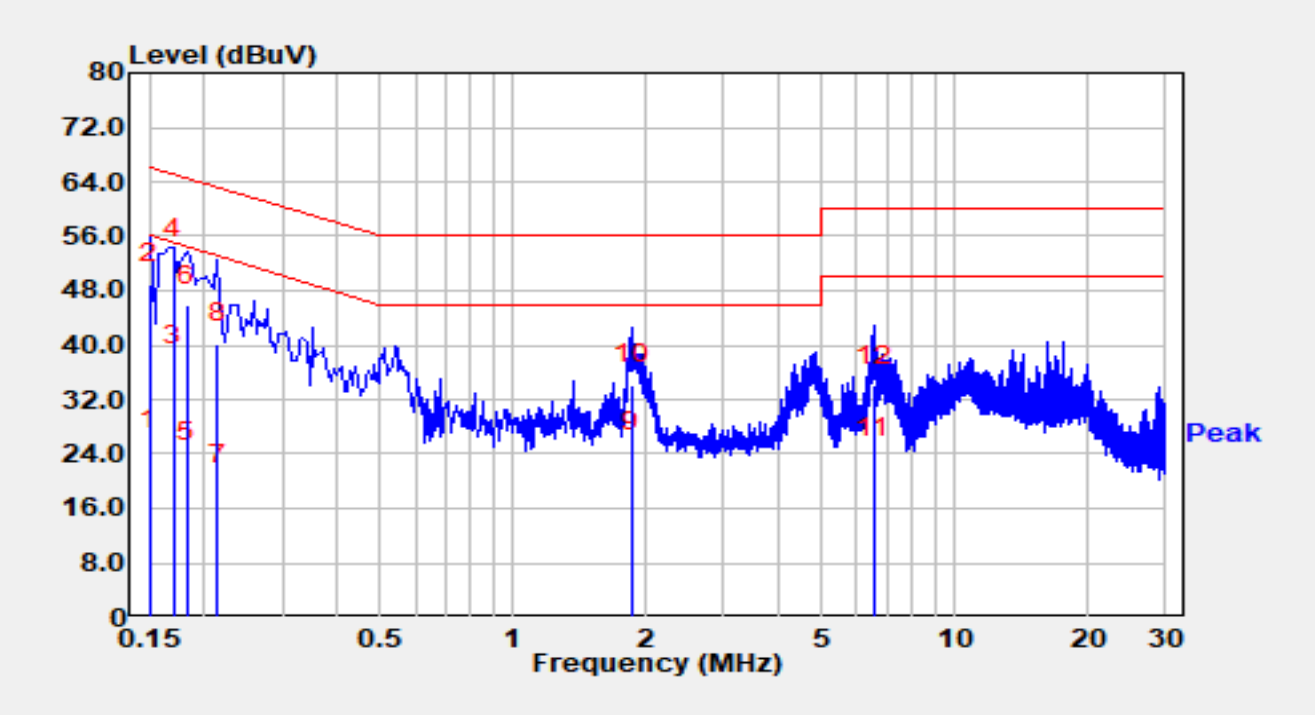

No	Mark	Frequency (MHz)	Reading (dBµV)	C.F (dB)	Measurement (dBµV)	Margin (dB)	Limit (dBµV)	Detector
1		0.150	14.80	9.79	24.59	-31.41	56.00	Average
2		0.150	39.20	9.79	48.99	-17.01	66.00	QP
3		0.170	27.10	9.78	36.88	-18.08	54.96	Average
4	*	0.170	43.00	9.78	52.78	-12.18	64.96	QP
5		0.182	12.90	9.78	22.68	-31.71	54.39	Average
6		0.182	36.10	9.78	45.88	-18.51	64.39	QP
7		0.214	9.60	9.80	19.40	-33.65	53.05	Average
8		0.214	30.40	9.80	40.20	-22.85	63.05	QP
9		1.850	14.10	10.27	24.37	-21.63	46.00	Average
10		1.850	23.90	10.27	34.17	-21.83	56.00	QP
11		6.540	12.80	10.70	23.50	-26.50	50.00	Average
12		6.540	23.30	10.70	34.00	-26.00	60.00	QP

Notes:

1. " * ", means this data is the worst emission level.
2. C.F (dB) = LISN Factor (dB) + Cable Loss (dB).
3. Measurement (dBμV) = Reading (dBμV) + C.F (dB).

Site	WZ-SR2	Test Date	2025-03-15
Temperature	20.3 °C	Humidity	47.2 %
Limit	FCC Part 15.207_CE_Mains	Test Engineer	Linda Wei
Factor	ENV216_101683_N_Filter Off_E	Polarity	Neutral
EUT	Tri-band Wi-Fi 7 Mesh AP	Test Voltage	AC 120V/60Hz
Test Mode	Transmit by 802.11b at channel 2412MHz		

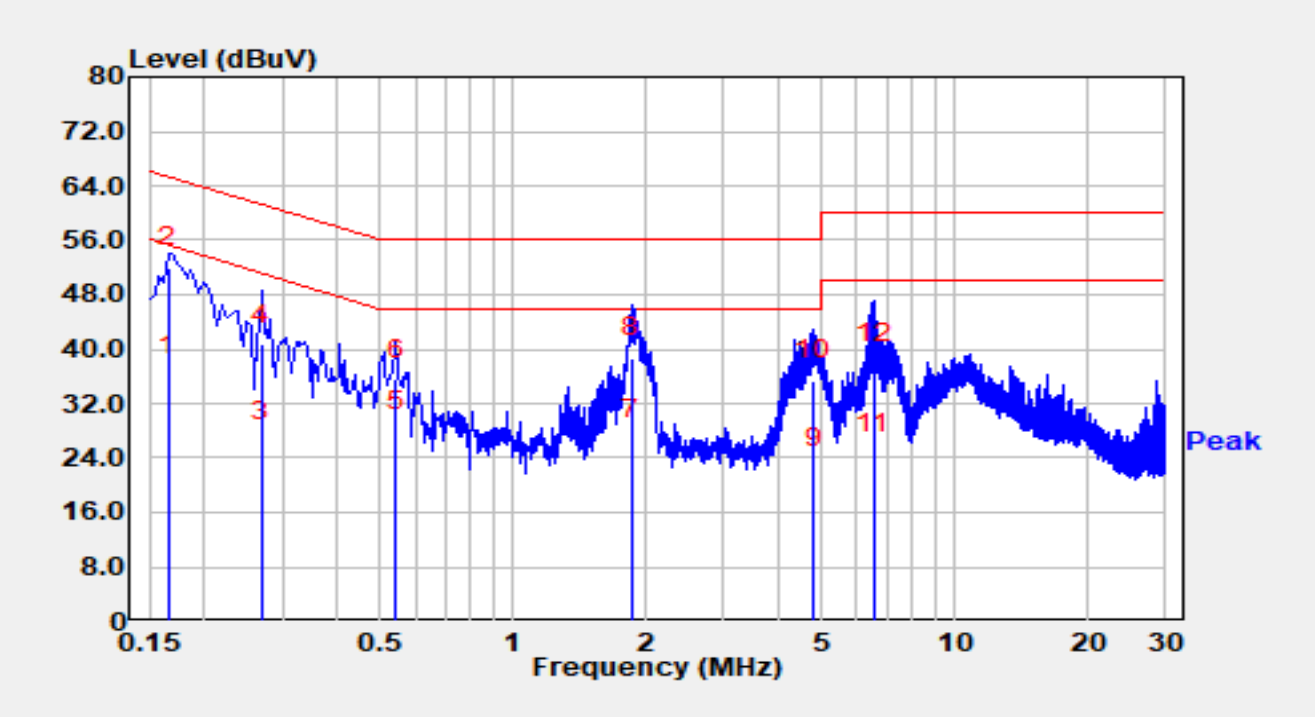

No	Mark	Frequency (MHz)	Reading (dBμV)	C.F (dB)	Measurement (dBμV)	Margin (dB)	Limit (dBμV)	Detector
1		0.166	26.30	9.76	36.06	-19.10	55.16	Average
2	*	0.166	42.30	9.76	52.06	-13.10	65.16	QP
3		0.270	16.60	9.80	26.40	-24.72	51.12	Average
4		0.270	30.90	9.80	40.70	-20.42	61.12	QP
5		0.542	18.00	9.93	27.93	-18.07	46.00	Average
6		0.542	25.60	9.93	35.53	-20.47	56.00	QP
7		1.850	16.50	10.25	26.75	-19.25	46.00	Average
8		1.850	28.40	10.25	38.65	-17.35	56.00	QP
9		4.790	12.00	10.55	22.55	-23.45	46.00	Average
10		4.790	24.80	10.55	35.35	-20.65	56.00	QP
11		6.550	14.00	10.72	24.72	-25.28	50.00	Average
12		6.550	27.30	10.72	38.02	-21.98	60.00	QP

Notes:

1. " * ", means this data is the worst emission level.

2. C.F (dB) = LISN Factor (dB) + Cable Loss (dB).
3. Measurement (dBμV) = Reading (dBμV) + C.F (dB).

Appendix B – Test Setup Photograph

Refer to “R25S1052018-UT” file.

Appendix C – EUT Photograph

Refer to “R25S1052018-UE” file.

The End