A.2. Power Spectral Density

POWER SPECTRAL DENSITY

Variant: 802.11a, Channel: 5180.00 MHz, Chain a, Temp: Ambient, Voltage: 0.8 Vdc

Analyser Setup	Marker:Frequency:Amplitude	Test Results
Detector = RMS Sweep Count = 100 RF Atten (dB) = 20 Trace Mode = VIEW	M1 : 5184.860 MHz : 10.038 dBm	Limit: ≤ 12.230 dBm

back to matrix

POWER SPECTRAL DENSITY

Variant: 802.11a, Channel: 5180.00 MHz, Chain b, Temp: Ambient, Voltage: 0.8 Vdc

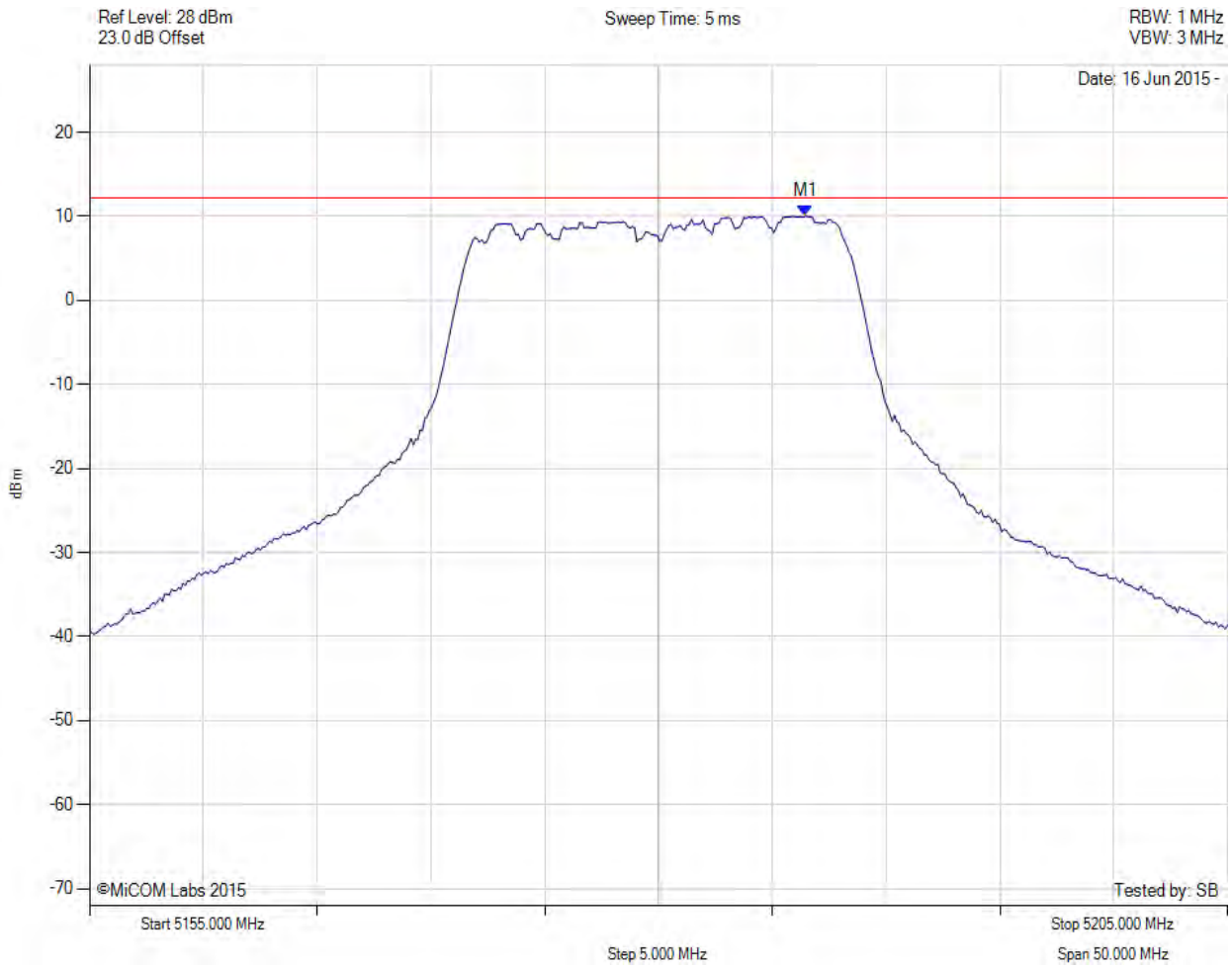

Analyser Setup	Marker:Frequency:Amplitude	Test Results
Detector = RMS Sweep Count = 100 RF Atten (dB) = 20 Trace Mode = VIEW	M1 : 5186.463 MHz : 10.033 dBm	Limit: ≤ 12.230 dBm

back to matrix

This test report may be reproduced in full only. The document may only be updated by MiCOM Labs personnel. All changes will be noted in the Document History section of the report.

POWER SPECTRAL DENSITY

Variant: 802.11a, Channel: 5180.00 MHz, Chain c, Temp: Ambient, Voltage: 0.8 Vdc

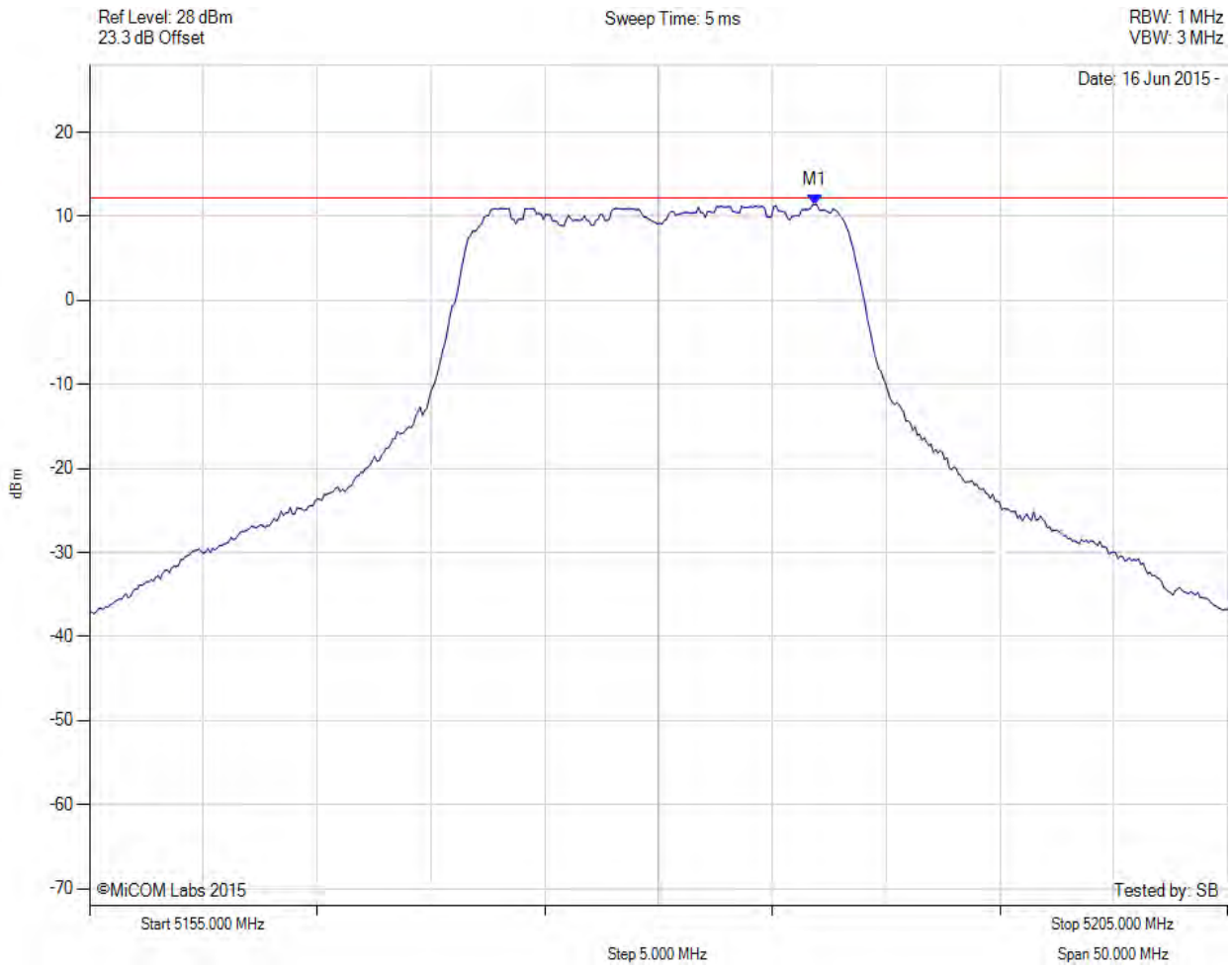

Analyser Setup	Marker:Frequency:Amplitude	Test Results
Detector = RMS Sweep Count = 100 RF Atten (dB) = 20 Trace Mode = VIEW	M1 : 5186.864 MHz : 11.400 dBm	Limit: ≤ 12.230 dBm

back to matrix

This test report may be reproduced in full only. The document may only be updated by MiCOM Labs personnel. All changes will be noted in the Document History section of the report.

POWER SPECTRAL DENSITY

Variant: 802.11a, Channel: 5180.00 MHz, SUM, Temp: Ambient, Voltage: 0.8 Vdc

Analyser Setup	Marker:Frequency:Amplitude	Test Results
Detector = RMS Sweep Count = 100 RF Atten (dB) = 20 Trace Mode = VIEW	M1 : 5184.000 MHz : 15.073 dBm M1 + DCCF : 5184.000 MHz : 15.117 dBm Duty Cycle Correction Factor : +0.04 dB	Limit: ≤ 17.0 dBm Margin: -1.9 dB

back to matrix

POWER SPECTRAL DENSITY

Variant: 802.11a, Channel: 5200.00 MHz, Chain a, Temp: Ambient, Voltage: 0.8 Vdc

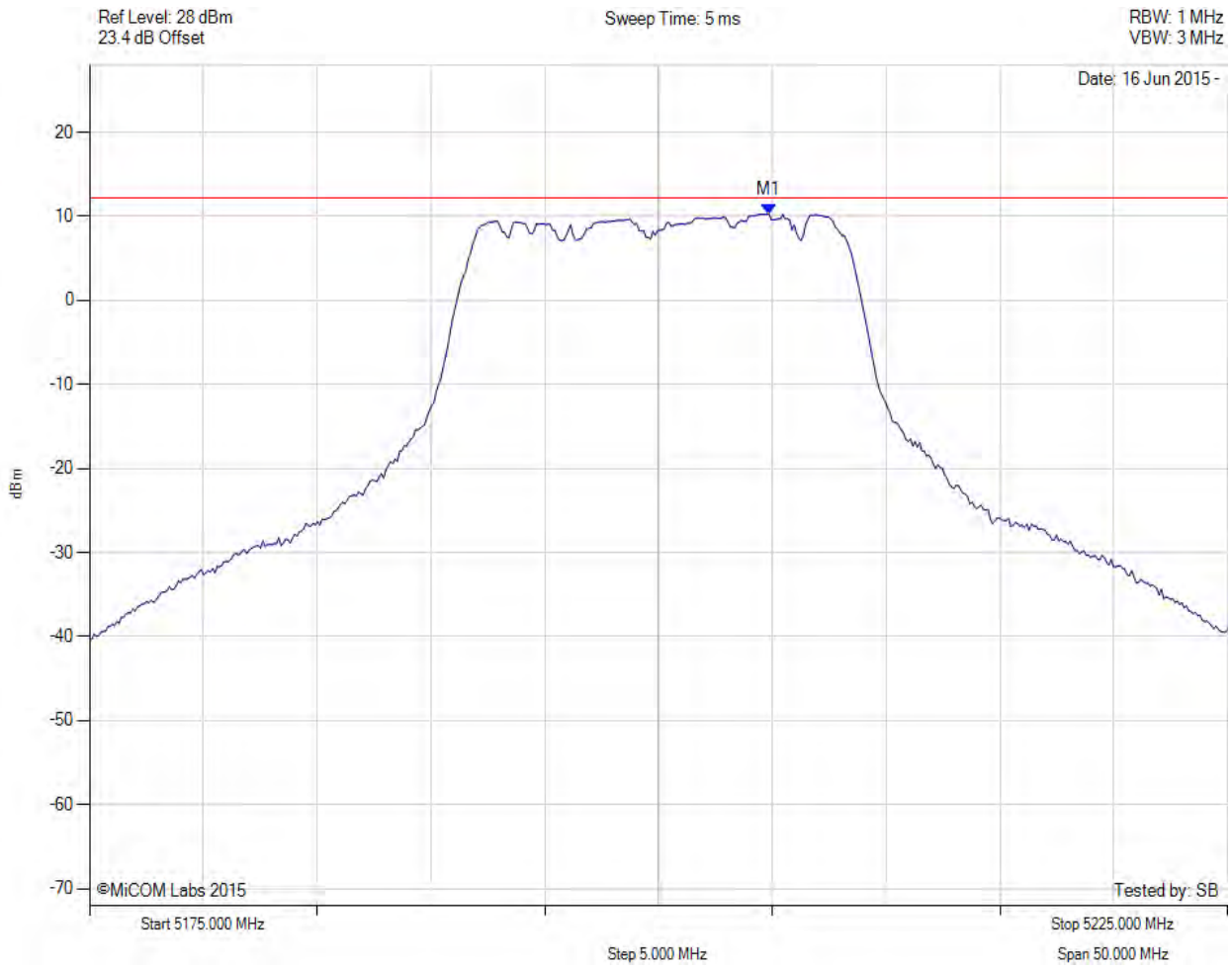

Analyser Setup	Marker:Frequency:Amplitude	Test Results
Detector = RMS Sweep Count = 100 RF Atten (dB) = 20 Trace Mode = VIEW	M1 : 5204.860 MHz : 10.289 dBm	Limit: ≤ 12.230 dBm

back to matrix

This test report may be reproduced in full only. The document may only be updated by MiCOM Labs personnel. All changes will be noted in the Document History section of the report.

POWER SPECTRAL DENSITY

Variant: 802.11a, Channel: 5200.00 MHz, Chain b, Temp: Ambient, Voltage: 0.8 Vdc

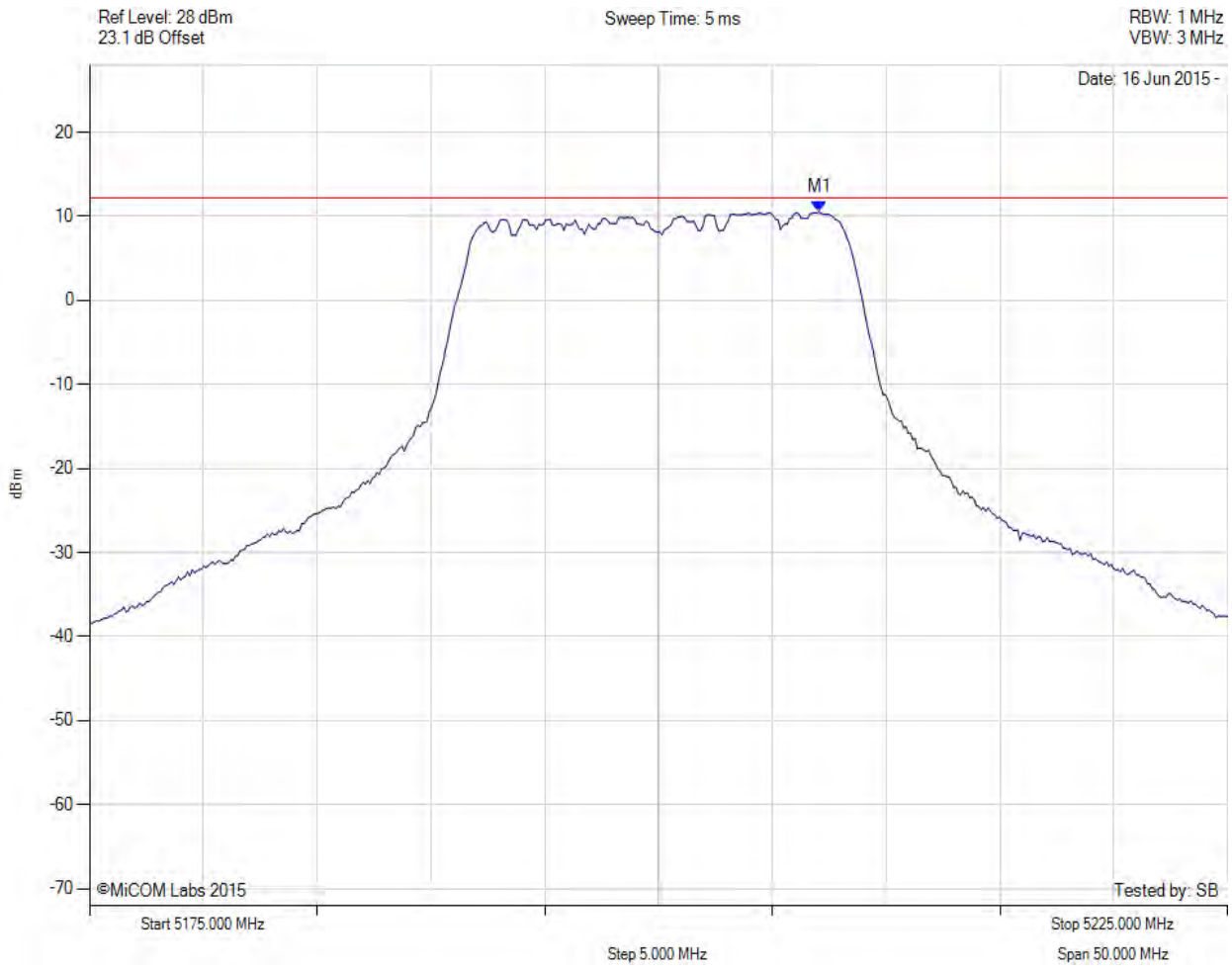

Analyser Setup	Marker:Frequency:Amplitude	Test Results
Detector = RMS Sweep Count = 100 RF Atten (dB) = 20 Trace Mode = VIEW	M1 : 5207.064 MHz : 10.539 dBm	Channel Frequency: 5200.00 MHz

back to matrix

POWER SPECTRAL DENSITY

Variant: 802.11a, Channel: 5200.00 MHz, Chain c, Temp: Ambient, Voltage: 0.8 Vdc

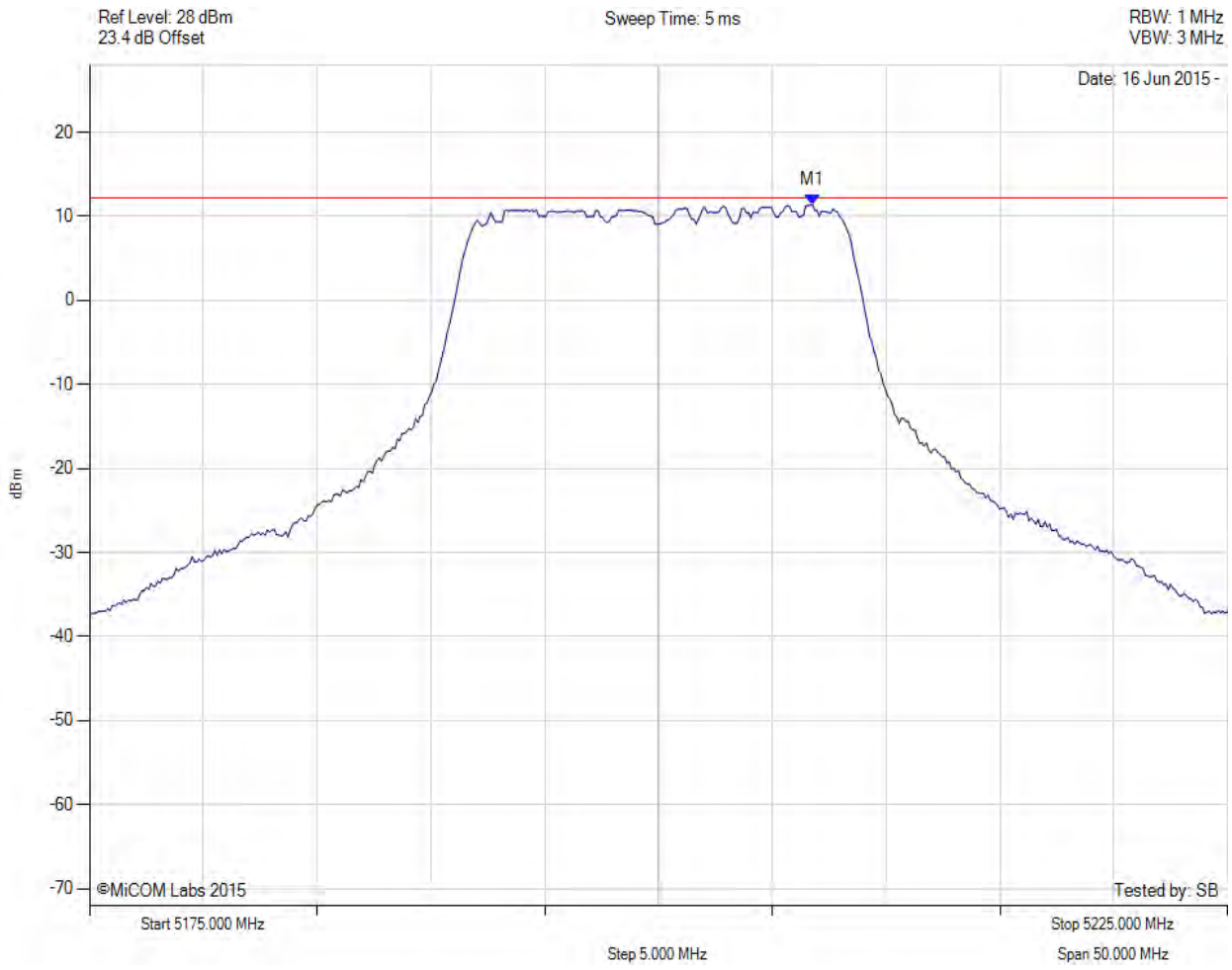

Analyser Setup	Marker:Frequency:Amplitude	Test Results
Detector = RMS Sweep Count = 100 RF Atten (dB) = 20 Trace Mode = VIEW	M1 : 5206.764 MHz : 11.409 dBm	Limit: ≤ 12.230 dBm

back to matrix

POWER SPECTRAL DENSITY

Variant: 802.11a, Channel: 5200.00 MHz, SUM, Temp: Ambient, Voltage: 0.8 Vdc

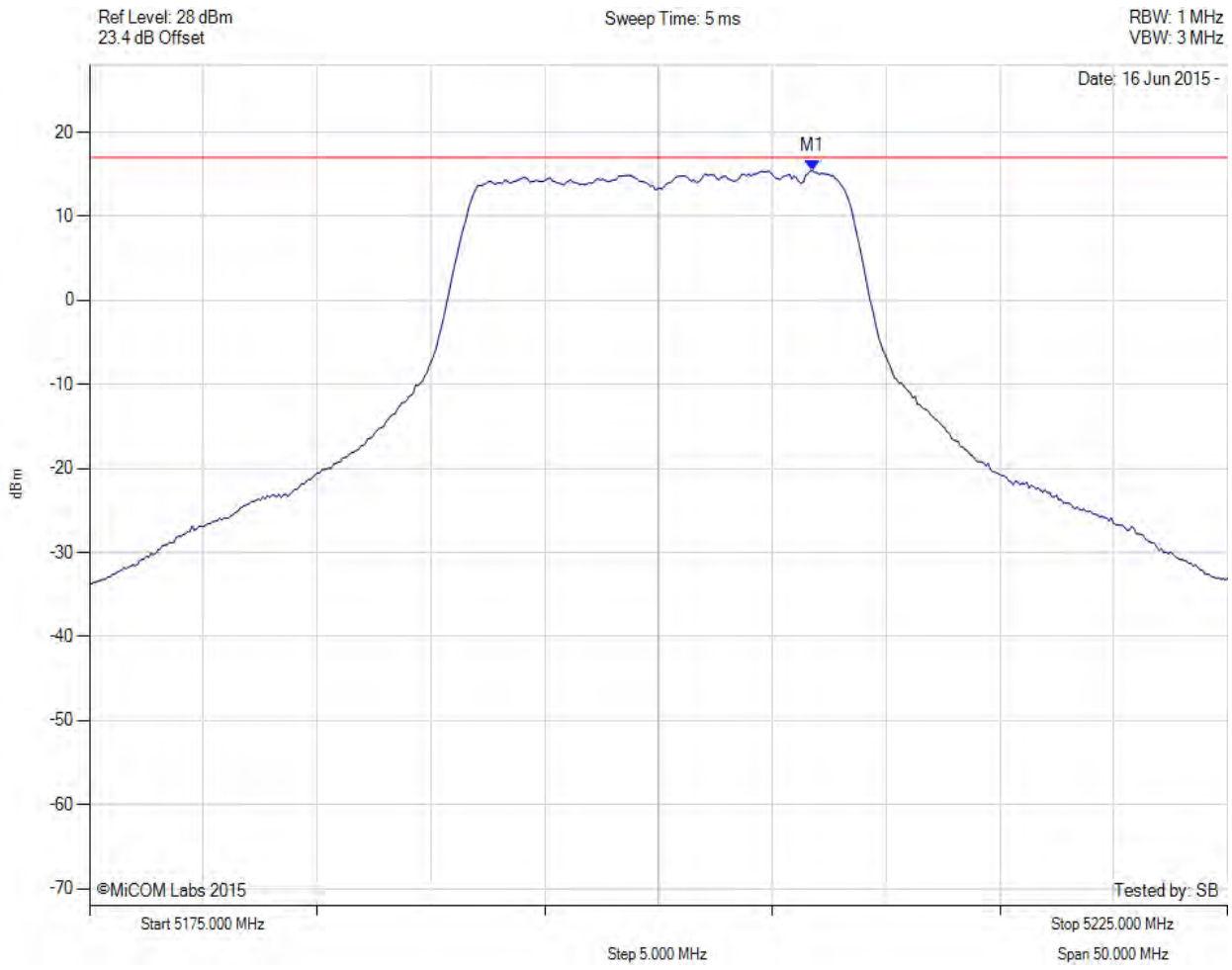

Analyser Setup	Marker:Frequency:Amplitude	Test Results
Detector = RMS Sweep Count = 100 RF Atten (dB) = 20 Trace Mode = VIEW	M1 : 5206.800 MHz : 15.444 dBm M1 + DCCF : 5206.800 MHz : 15.488 dBm Duty Cycle Correction Factor : +0.04 dB	Limit: ≤ 17.0 dBm Margin: -1.5 dB

back to matrix

POWER SPECTRAL DENSITY

Variant: 802.11a, Channel: 5240.00 MHz, Chain a, Temp: Ambient, Voltage: 0.8 Vdc

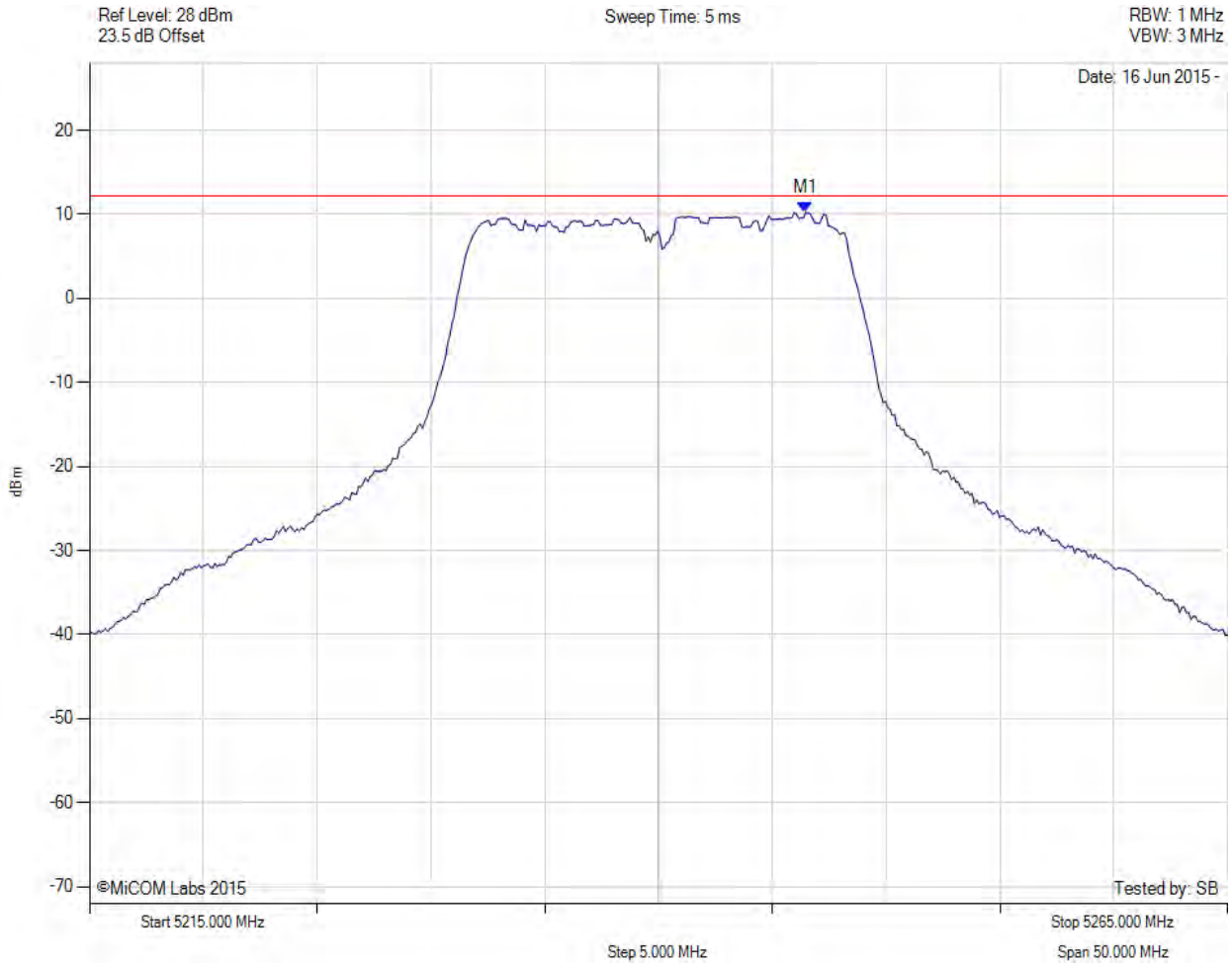

Analyser Setup	Marker:Frequency:Amplitude	Test Results
Detector = RMS Sweep Count = 100 RF Atten (dB) = 20 Trace Mode = VIEW	M1 : 5246.463 MHz : 10.225 dBm	Limit: ≤ 12.230 dBm

back to matrix

This test report may be reproduced in full only. The document may only be updated by MiCOM Labs personnel. All changes will be noted in the Document History section of the report.

POWER SPECTRAL DENSITY

Variant: 802.11a, Channel: 5240.00 MHz, Chain b, Temp: Ambient, Voltage: 0.8 Vdc

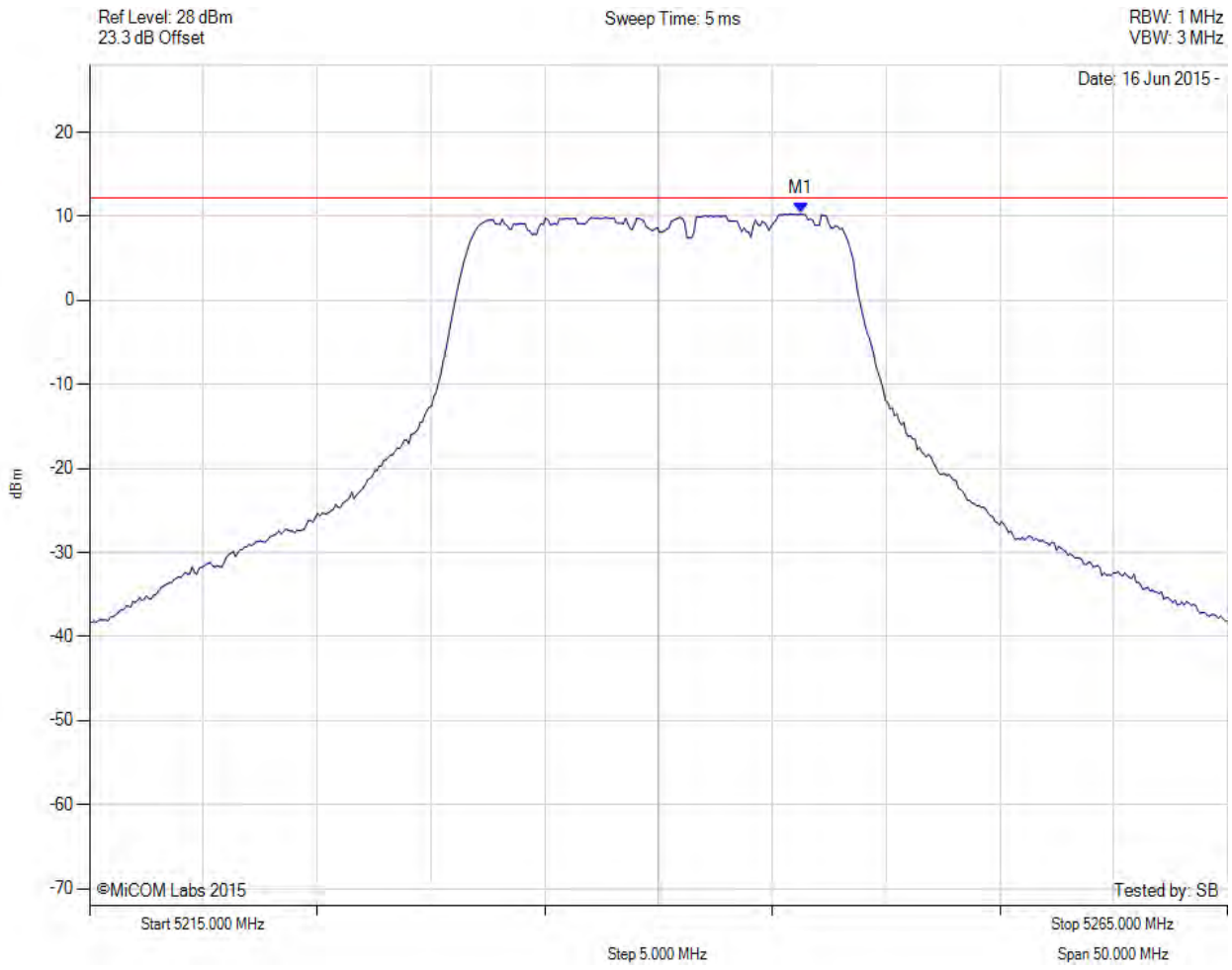

Analyser Setup	Marker:Frequency:Amplitude	Test Results
Detector = RMS Sweep Count = 100 RF Atten (dB) = 20 Trace Mode = VIEW	M1 : 5246.263 MHz : 10.330 dBm	Limit: ≤ 12.230 dBm

back to matrix

This test report may be reproduced in full only. The document may only be updated by MiCOM Labs personnel. All changes will be noted in the Document History section of the report.

POWER SPECTRAL DENSITY

Variant: 802.11a, Channel: 5240.00 MHz, Chain c, Temp: Ambient, Voltage: 0.8 Vdc

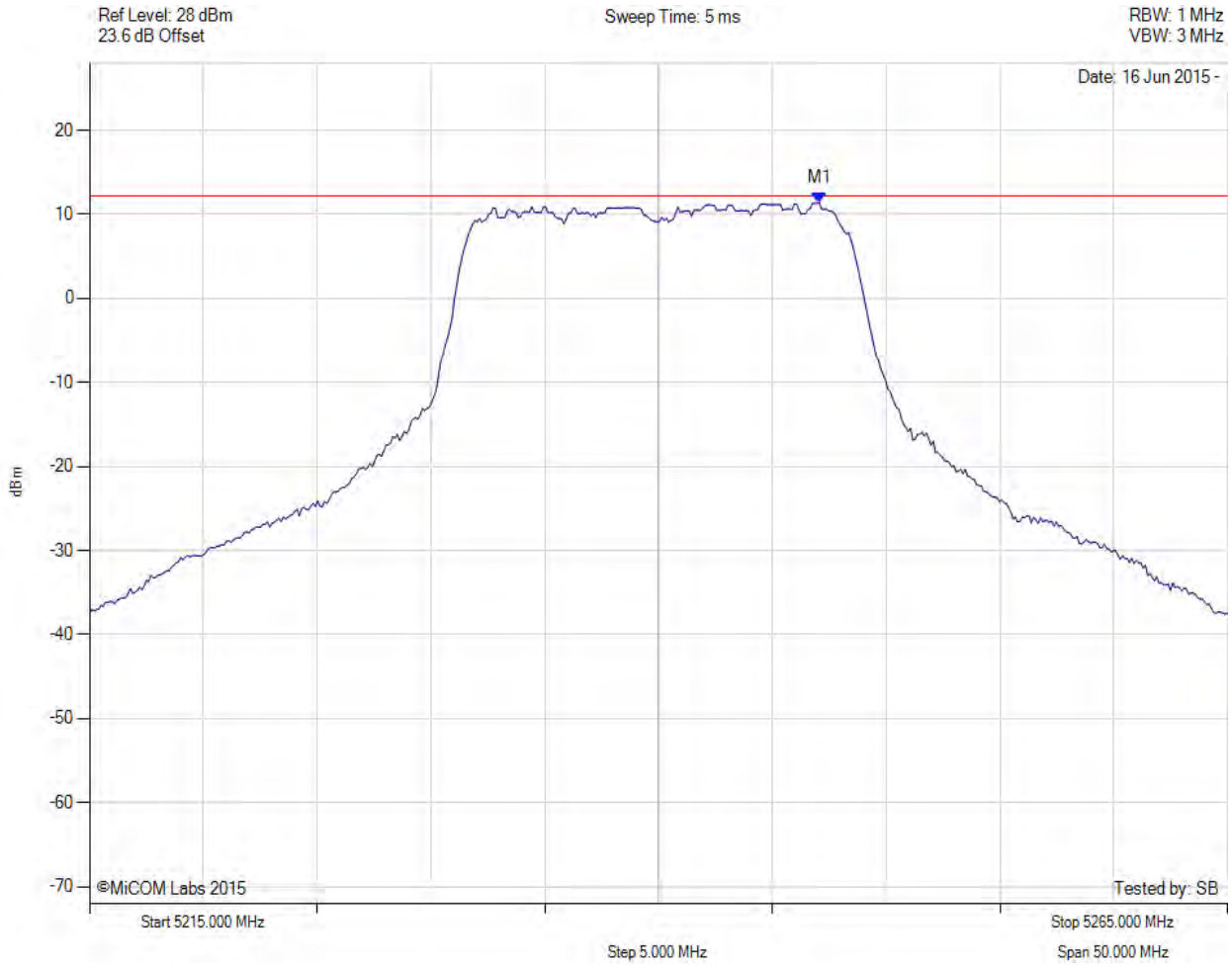

Analyser Setup	Marker:Frequency:Amplitude	Test Results
Detector = RMS Sweep Count = 100 RF Atten (dB) = 20 Trace Mode = VIEW	M1 : 5247.064 MHz : 11.378 dBm	Limit: ≤ 12.230 dBm

back to matrix

This test report may be reproduced in full only. The document may only be updated by MiCOM Labs personnel. All changes will be noted in the Document History section of the report.

POWER SPECTRAL DENSITY

Variant: 802.11a, Channel: 5240.00 MHz, SUM, Temp: Ambient, Voltage: 0.8 Vdc

Analyser Setup	Marker:Frequency:Amplitude	Test Results
Detector = RMS Sweep Count = 100 RF Atten (dB) = 20 Trace Mode = VIEW	M1 : 5246.000 MHz : 15.355 dBm M1 + DCCF : 5246.000 MHz : 15.399 dBm Duty Cycle Correction Factor : +0.04 dB	Limit: ≤ 17.0 dBm Margin: -1.6 dB

back to matrix

POWER SPECTRAL DENSITY

Variant: 802.11ac-80, Channel: 5210.00 MHz, Chain a, Temp: Ambient, Voltage: 0.8 Vdc

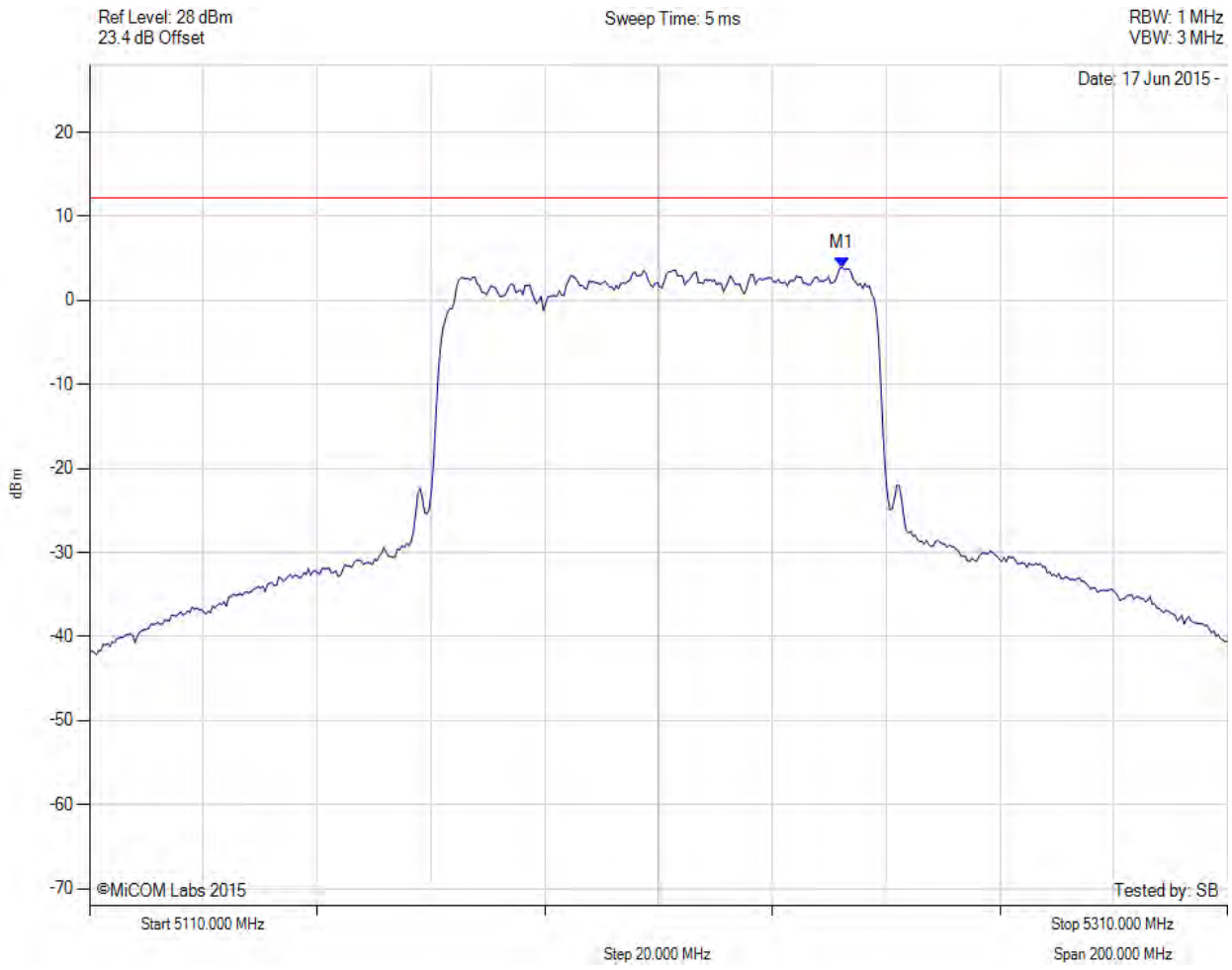

Analyser Setup	Marker:Frequency:Amplitude	Test Results
Detector = RMS Sweep Count = 100 RF Atten (dB) = 20 Trace Mode = VIEW	M1 : 5242.265 MHz : 3.932 dBm	Limit: ≤ 12.230 dBm

back to matrix

POWER SPECTRAL DENSITY

Variant: 802.11ac-80, Channel: 5210.00 MHz, Chain b, Temp: Ambient, Voltage: 0.8 Vdc

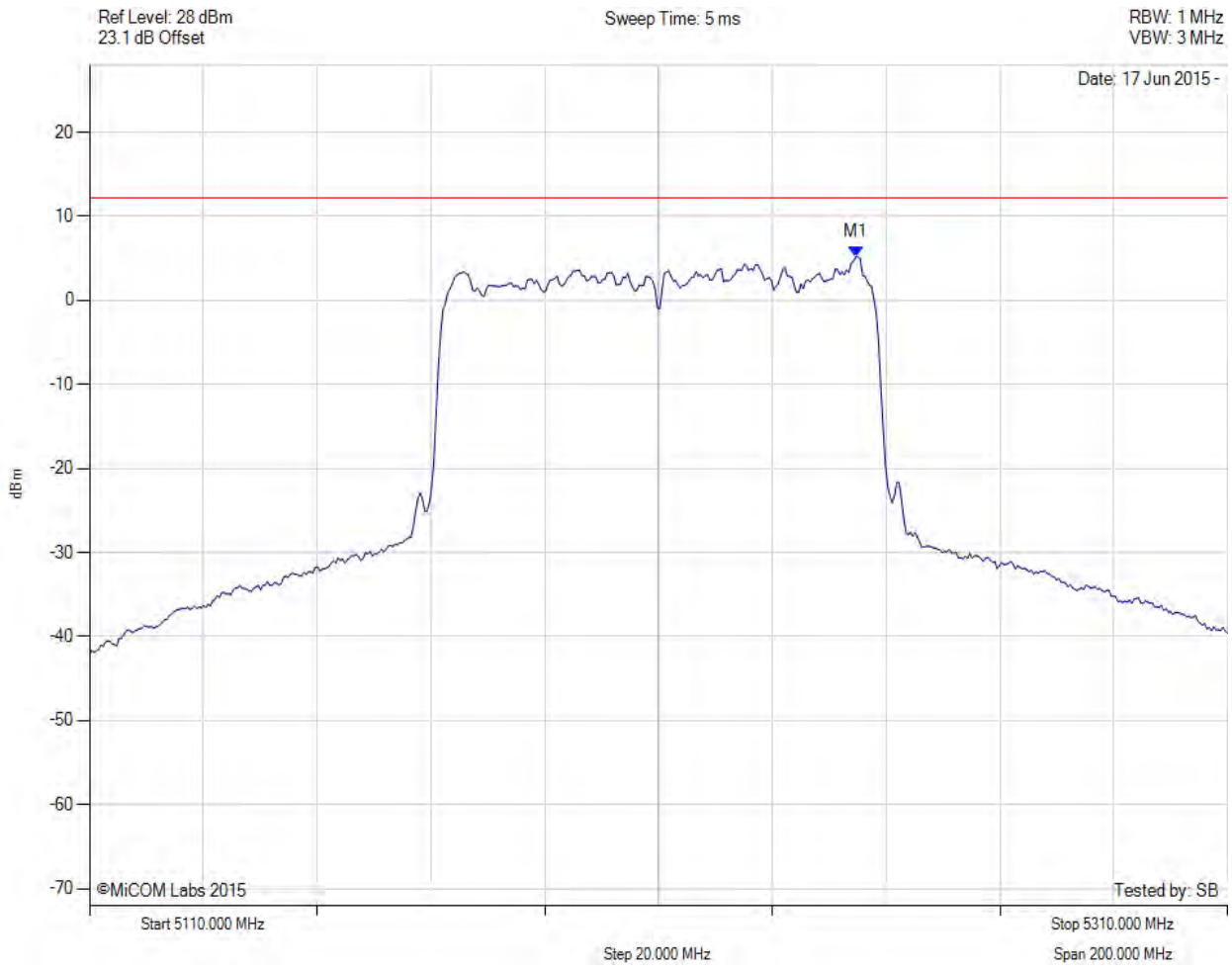

Analyser Setup	Marker:Frequency:Amplitude	Test Results
Detector = RMS Sweep Count = 100 RF Atten (dB) = 20 Trace Mode = VIEW	M1 : 5244.669 MHz : 5.171 dBm	Limit: ≤ 12.230 dBm

back to matrix

POWER SPECTRAL DENSITY

Variant: 802.11ac-80, Channel: 5210.00 MHz, Chain c, Temp: Ambient, Voltage: 0.8 Vdc

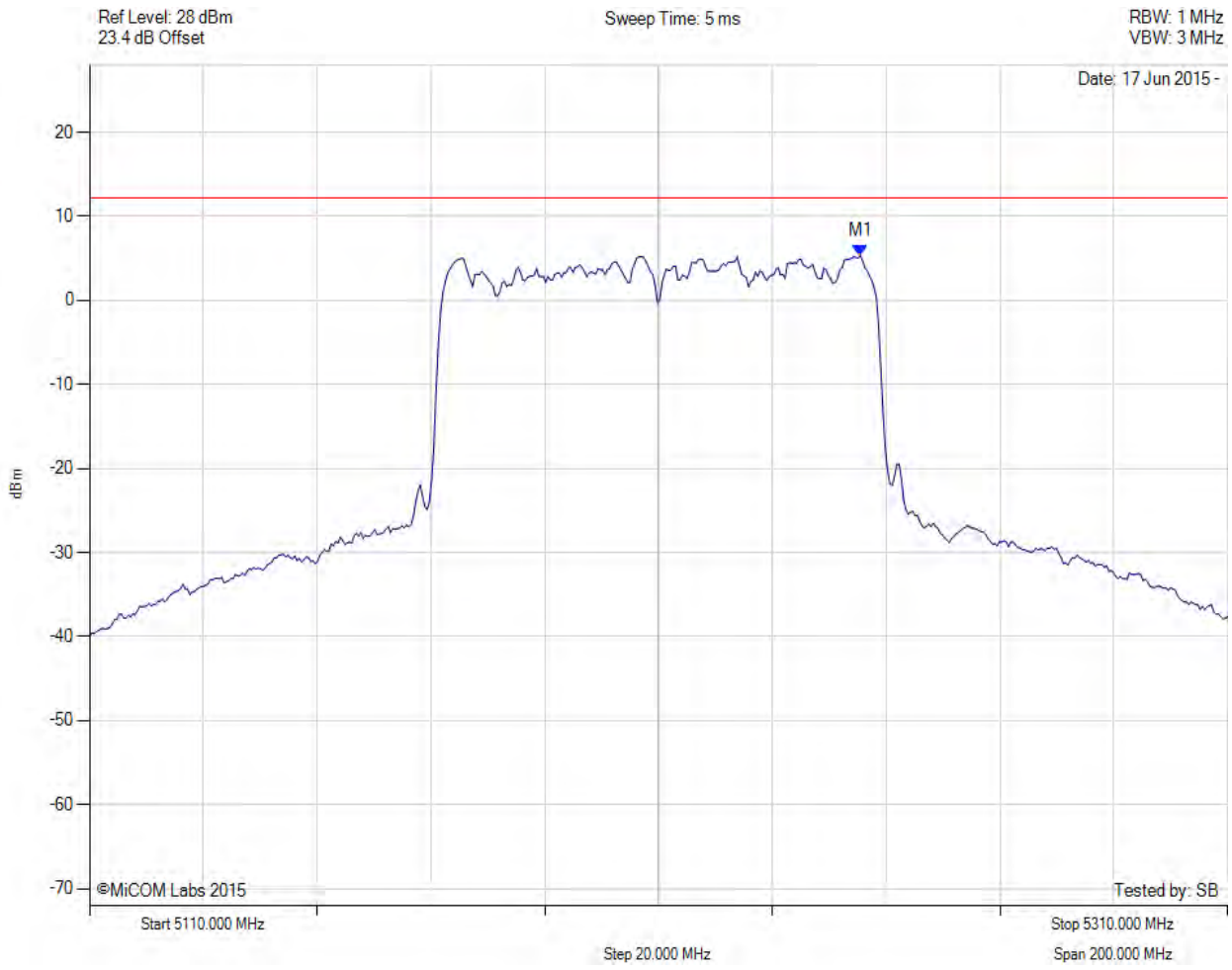

Analyser Setup	Marker:Frequency:Amplitude	Test Results
Detector = RMS Sweep Count = 100 RF Atten (dB) = 20 Trace Mode = VIEW	M1 : 5245.471 MHz : 5.386 dBm	Limit: ≤ 12.230 dBm

back to matrix

POWER SPECTRAL DENSITY

Variant: 802.11ac-80, Channel: 5210.00 MHz, SUM, Temp: Ambient, Voltage: 0.8 Vdc

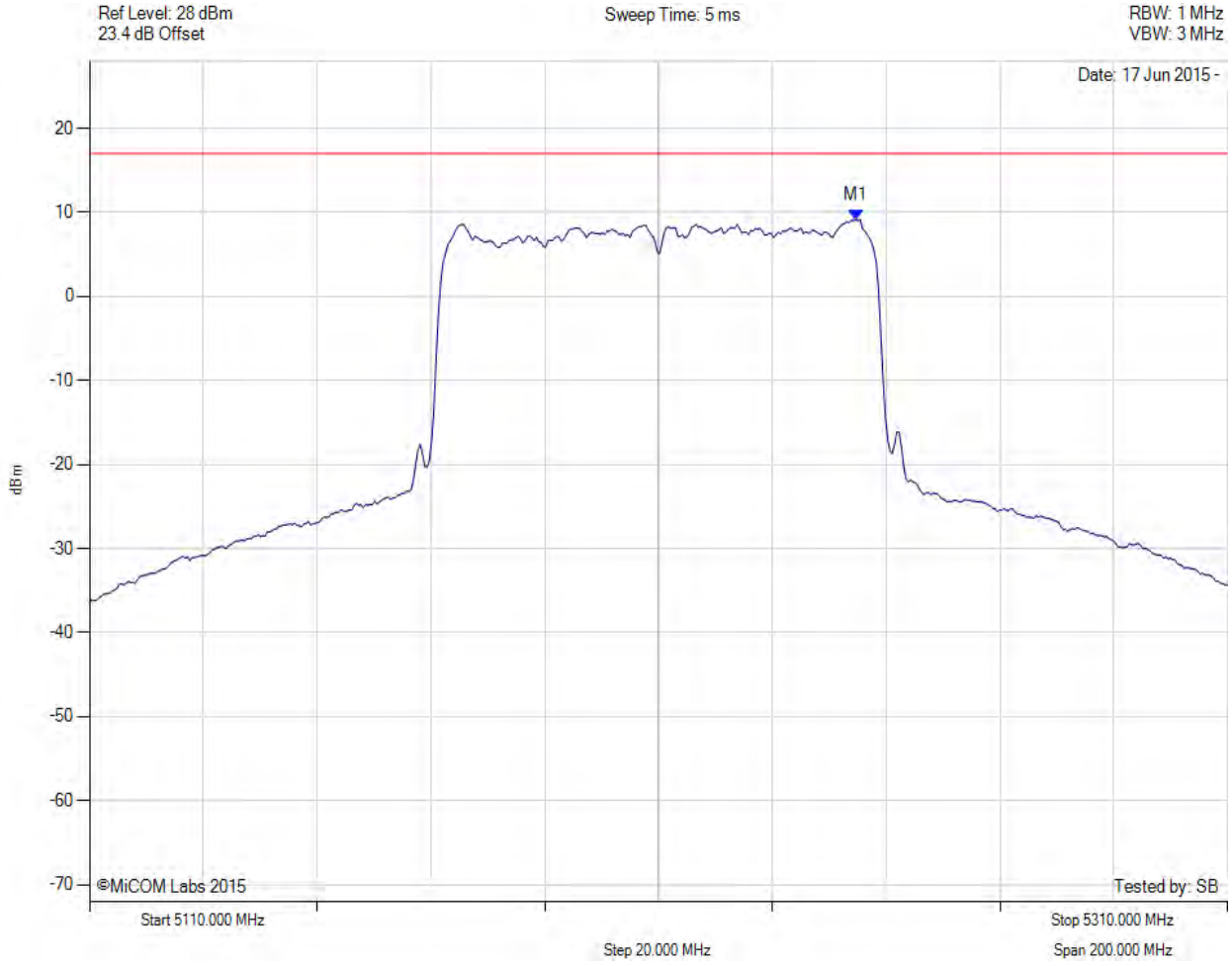

Analyser Setup	Marker:Frequency:Amplitude	Test Results
Detector = RMS Sweep Count = 100 RF Atten (dB) = 20 Trace Mode = VIEW	M1 : 5244.700 MHz : 9.142 dBm M1 + DCCF : 5244.700 MHz : 9.239 dBm Duty Cycle Correction Factor : +0.09 dB	Limit: ≤ 17.0 dBm Margin: -7.7 dB

back to matrix

POWER SPECTRAL DENSITY

Variant: 802.11n HT-20, Channel: 5180.00 MHz, Chain a, Temp: Ambient, Voltage: 0.8 Vdc

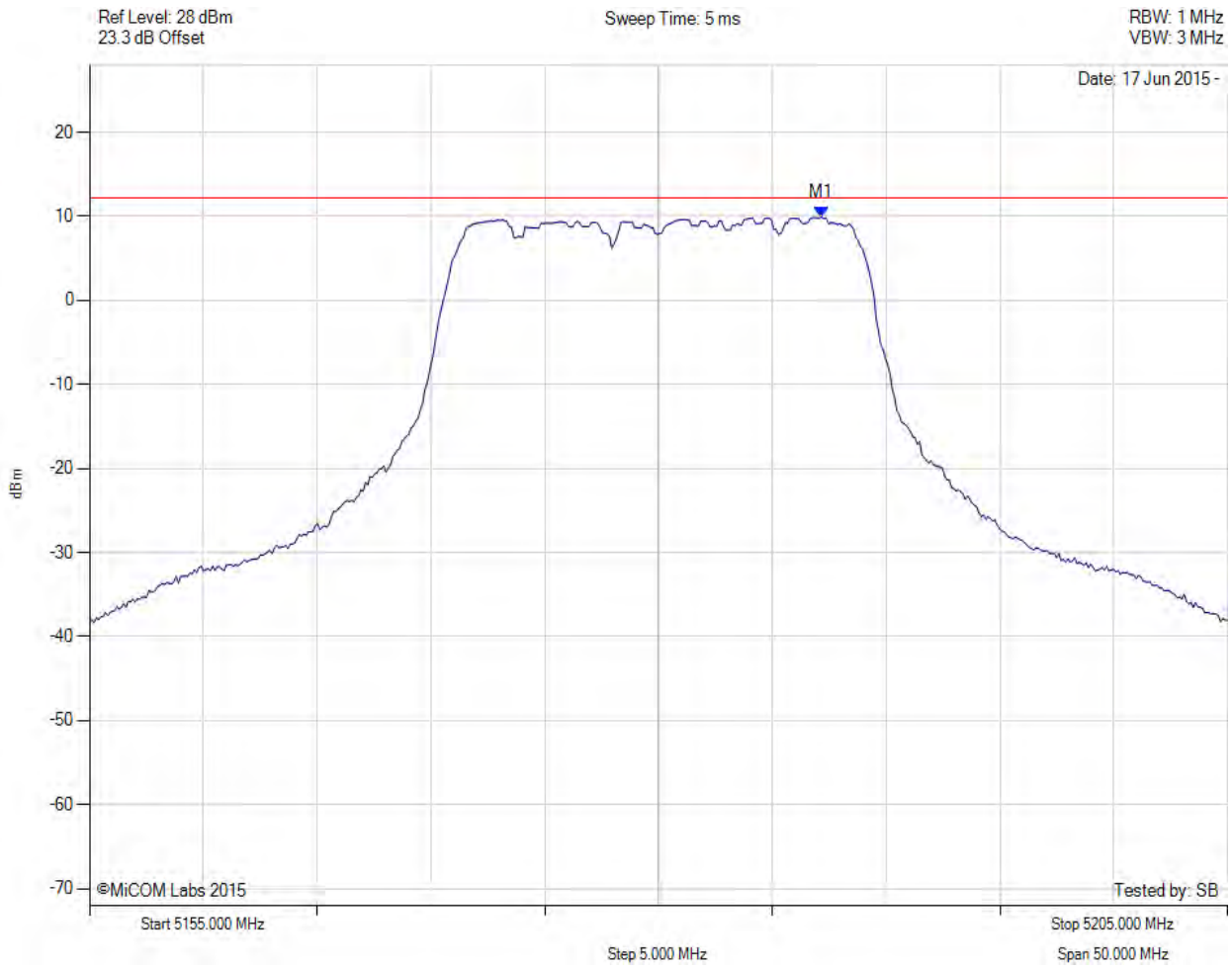

Analyser Setup	Marker:Frequency:Amplitude	Test Results
Detector = RMS Sweep Count = 100 RF Atten (dB) = 20 Trace Mode = VIEW	M1 : 5187.164 MHz : 9.926 dBm	Limit: ≤ 12.230 dBm

back to matrix

POWER SPECTRAL DENSITY

Variant: 802.11n HT-20, Channel: 5180.00 MHz, Chain b, Temp: Ambient, Voltage: 0.8 Vdc

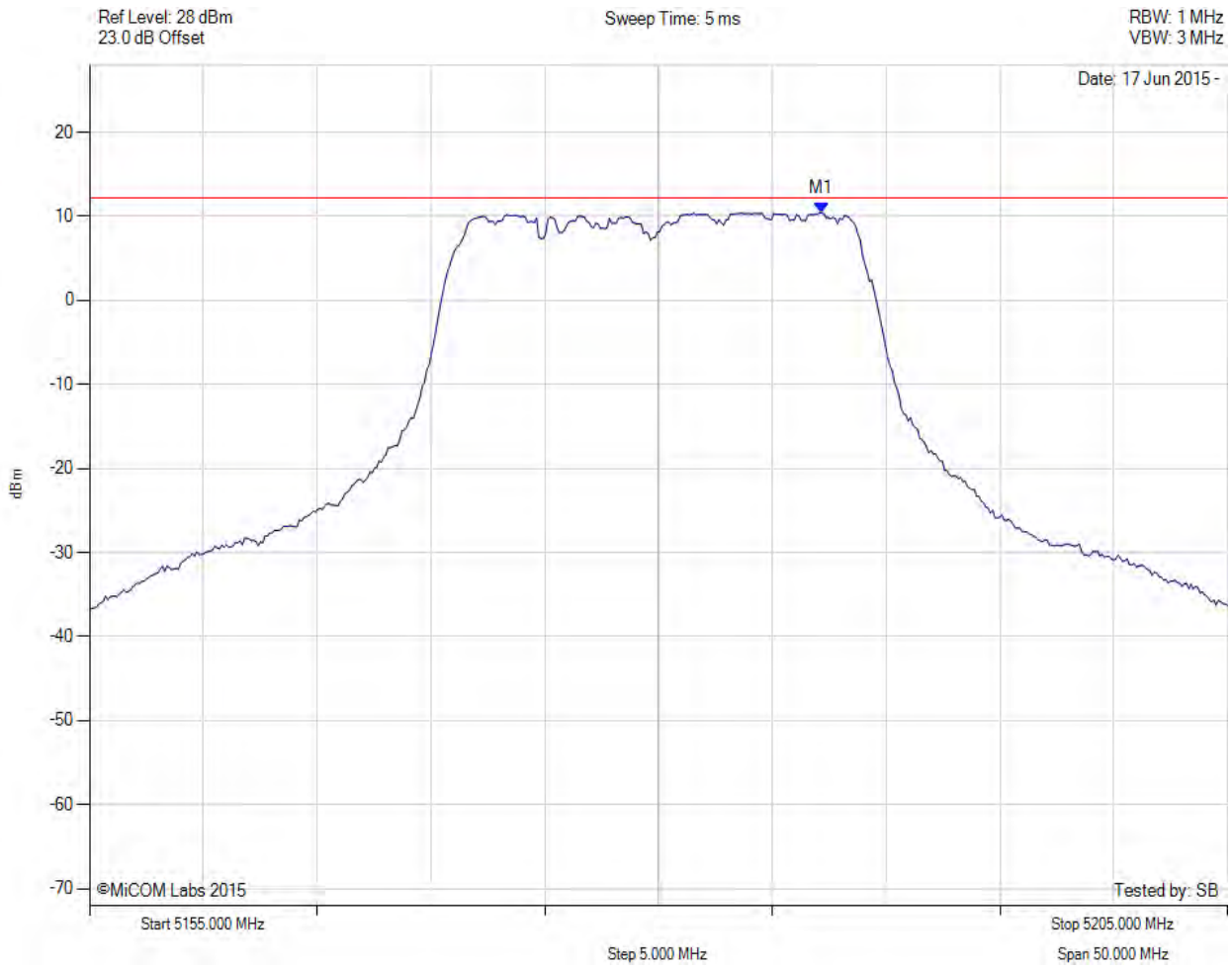

Analyser Setup	Marker:Frequency:Amplitude	Test Results
Detector = RMS Sweep Count = 100 RF Atten (dB) = 20 Trace Mode = VIEW	M1 : 5187.164 MHz : 10.404 dBm	Limit: ≤ 12.230 dBm

back to matrix

This test report may be reproduced in full only. The document may only be updated by MiCOM Labs personnel. All changes will be noted in the Document History section of the report.

POWER SPECTRAL DENSITY

Variant: 802.11n HT-20, Channel: 5180.00 MHz, Chain c, Temp: Ambient, Voltage: 0.8 Vdc

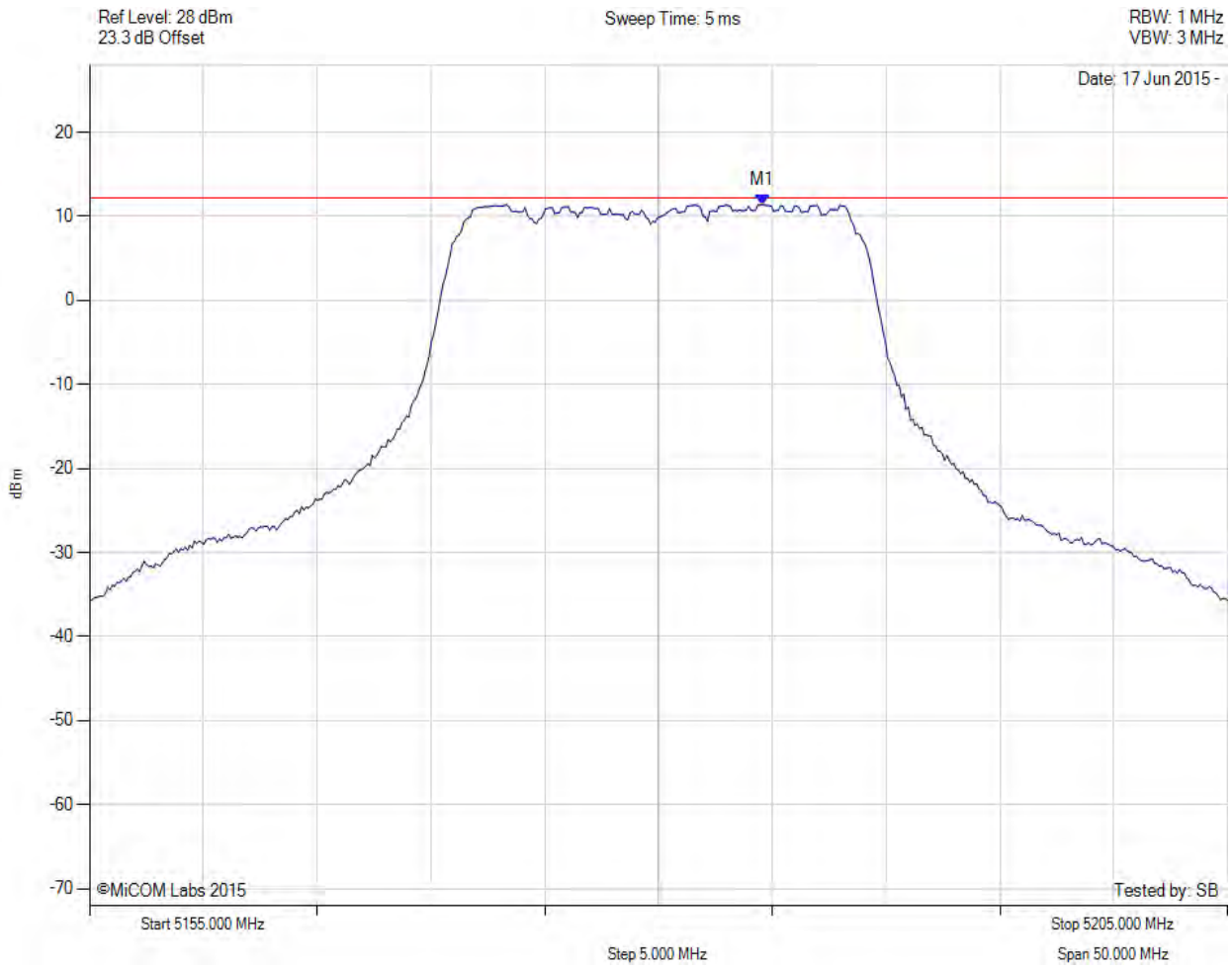

Analyser Setup	Marker:Frequency:Amplitude	Test Results
Detector = RMS Sweep Count = 100 RF Atten (dB) = 20 Trace Mode = VIEW	M1 : 5184.559 MHz : 11.389 dBm	Limit: ≤ 12.230 dBm

back to matrix

POWER SPECTRAL DENSITY

Variant: 802.11n HT-20, Channel: 5180.00 MHz, SUM, Temp: Ambient, Voltage: 0.8 Vdc

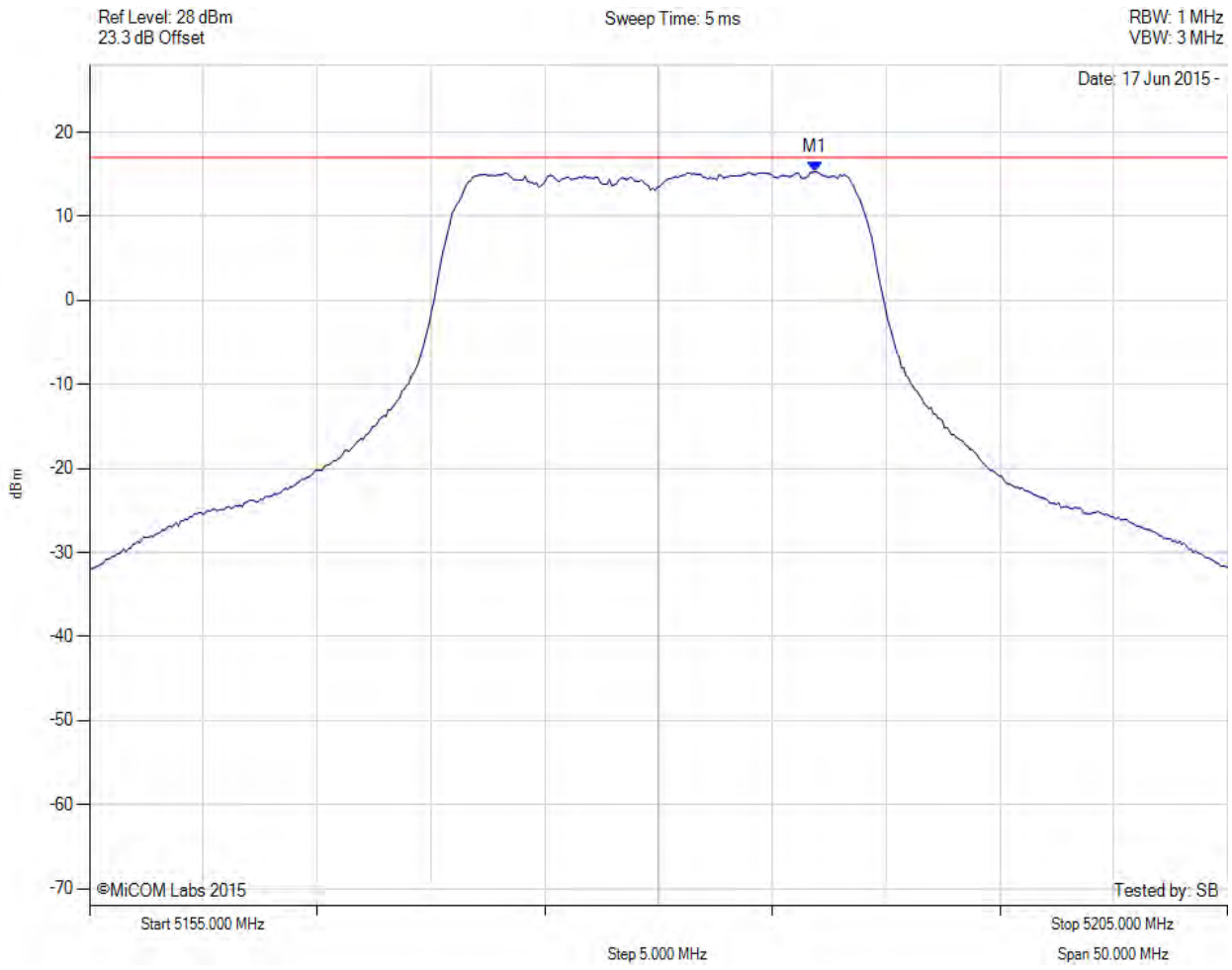

Analyser Setup	Marker:Frequency:Amplitude	Test Results
Detector = RMS Sweep Count = 100 RF Atten (dB) = 20 Trace Mode = VIEW	M1 : 5186.900 MHz : 15.297 dBm M1 + DCCF : 5186.900 MHz : 15.341 dBm Duty Cycle Correction Factor : +0.04 dB	Limit: ≤ 17.0 dBm Margin: -1.6 dB

back to matrix

POWER SPECTRAL DENSITY

Variant: 802.11n HT-20, Channel: 5200.00 MHz, Chain a, Temp: Ambient, Voltage: 0.8 Vdc

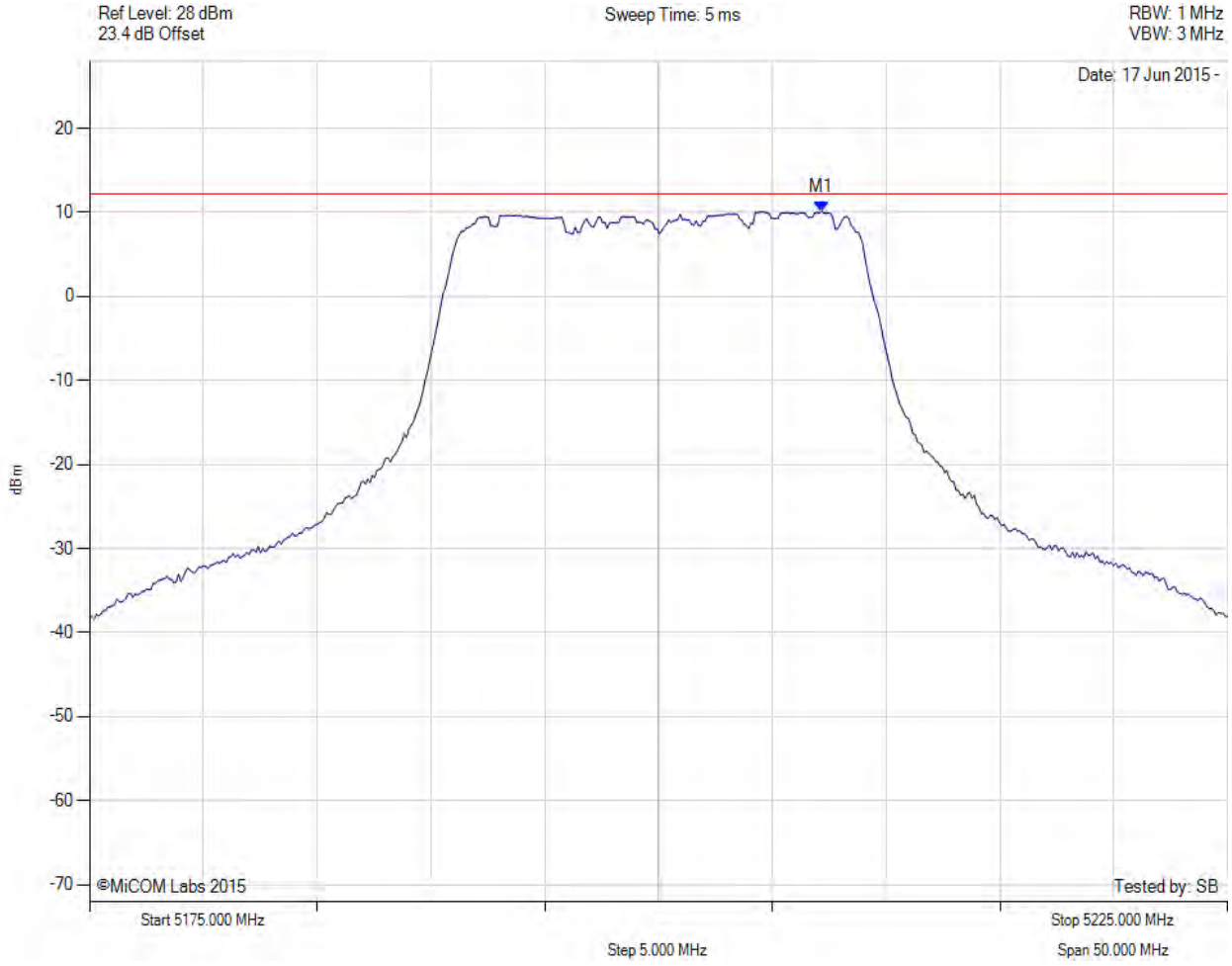

Analyser Setup	Marker:Frequency:Amplitude	Test Results
Detector = RMS Sweep Count = 100 RF Atten (dB) = 20 Trace Mode = VIEW	M1 : 5207.164 MHz : 10.101 dBm	Limit: ≤ 12.230 dBm

back to matrix

This test report may be reproduced in full only. The document may only be updated by MiCOM Labs personnel. All changes will be noted in the Document History section of the report.

POWER SPECTRAL DENSITY

Variant: 802.11n HT-20, Channel: 5200.00 MHz, Chain b, Temp: Ambient, Voltage: 0.8 Vdc

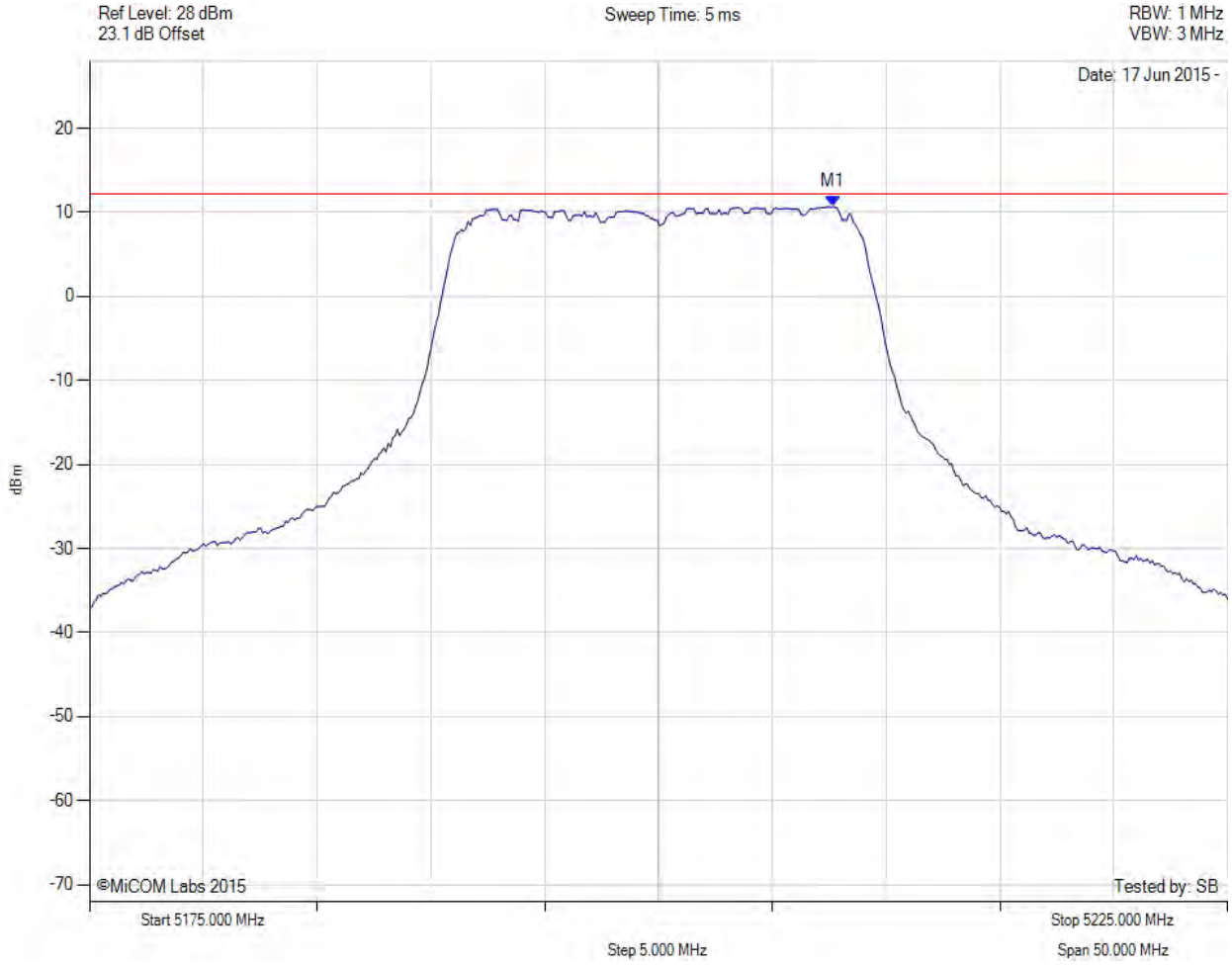

Analyser Setup	Marker:Frequency:Amplitude	Test Results
Detector = RMS Sweep Count = 100 RF Atten (dB) = 20 Trace Mode = VIEW	M1 : 5207.665 MHz : 10.671 dBm	Channel Frequency: 5200.00 MHz

back to matrix

POWER SPECTRAL DENSITY

Variant: 802.11n HT-20, Channel: 5200.00 MHz, Chain c, Temp: Ambient, Voltage: 0.8 Vdc

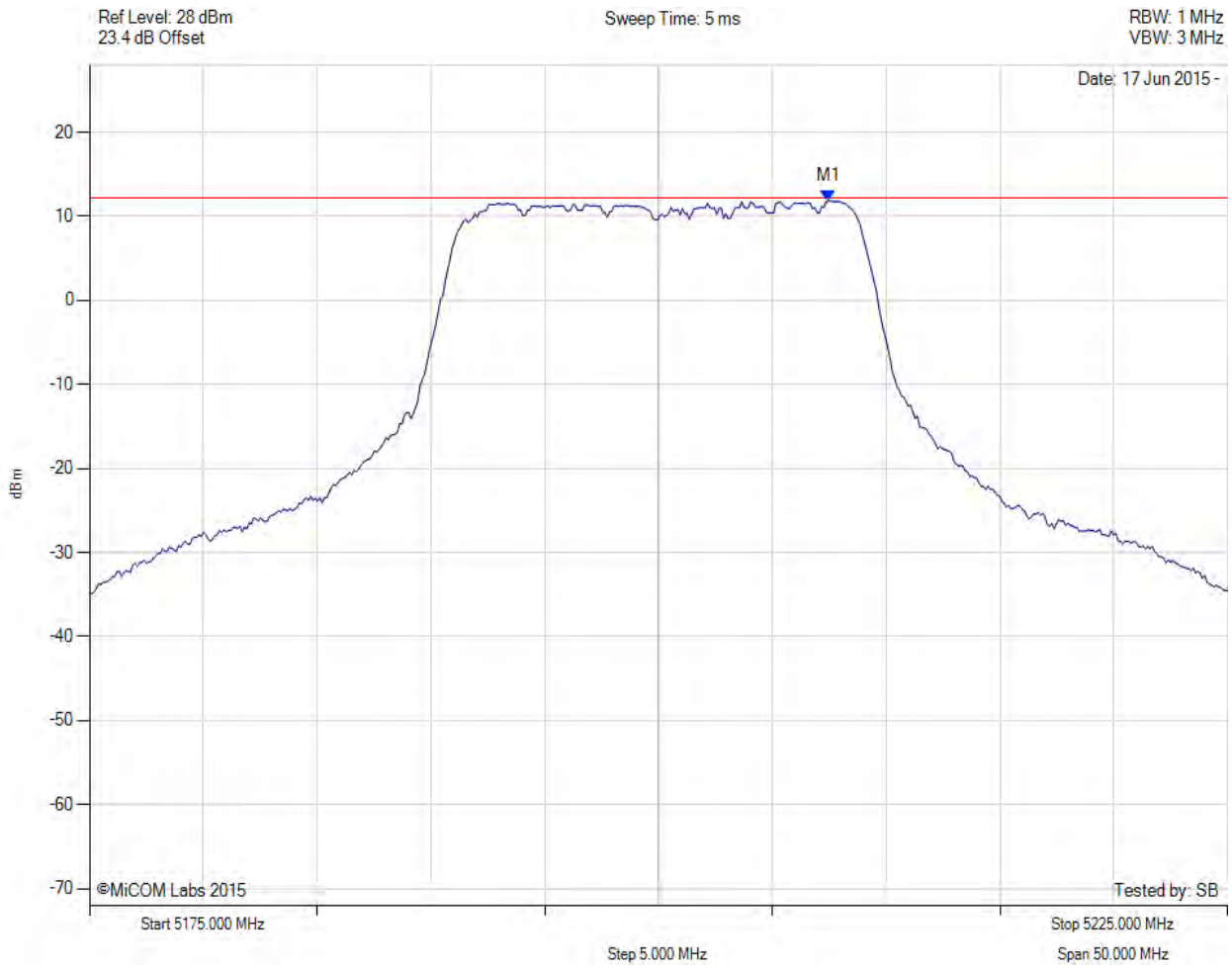

Analyser Setup	Marker:Frequency:Amplitude	Test Results
Detector = RMS Sweep Count = 100 RF Atten (dB) = 20 Trace Mode = VIEW	M1 : 5207.465 MHz : 11.858 dBm	Limit: ≤ 12.230 dBm

back to matrix

This test report may be reproduced in full only. The document may only be updated by MiCOM Labs personnel. All changes will be noted in the Document History section of the report.

POWER SPECTRAL DENSITY

Variant: 802.11n HT-20, Channel: 5200.00 MHz, SUM, Temp: Ambient, Voltage: 0.8 Vdc

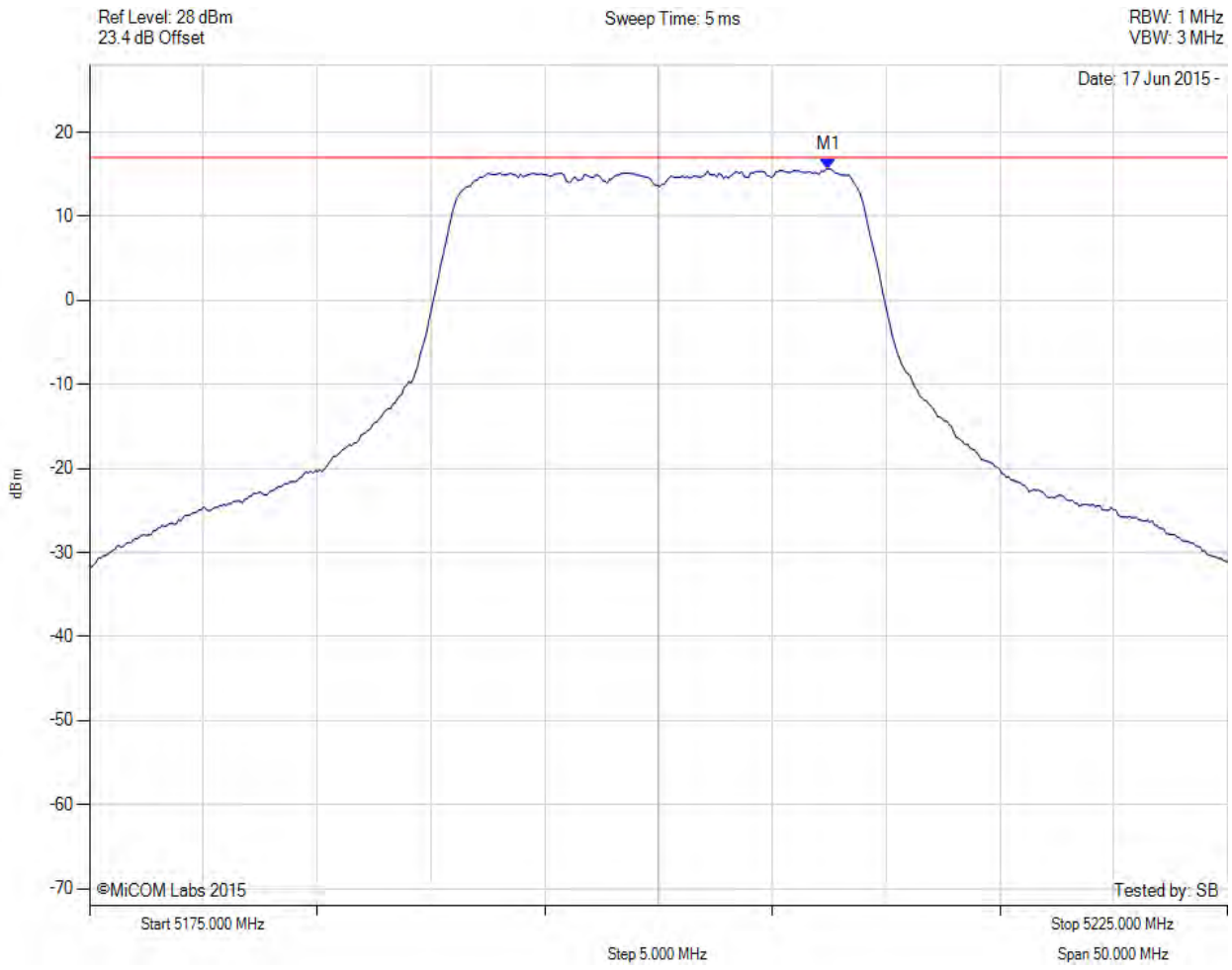

Analyser Setup	Marker:Frequency:Amplitude	Test Results
Detector = RMS Sweep Count = 100 RF Atten (dB) = 20 Trace Mode = VIEW	M1 : 5207.500 MHz : 15.660 dBm M1 + DCCF : 5207.500 MHz : 15.704 dBm Duty Cycle Correction Factor : +0.04 dB	Limit: ≤ 17.0 dBm Margin: -1.3 dB

back to matrix

POWER SPECTRAL DENSITY

Variant: 802.11n HT-20, Channel: 5240.00 MHz, Chain a, Temp: Ambient, Voltage: 0.8 Vdc

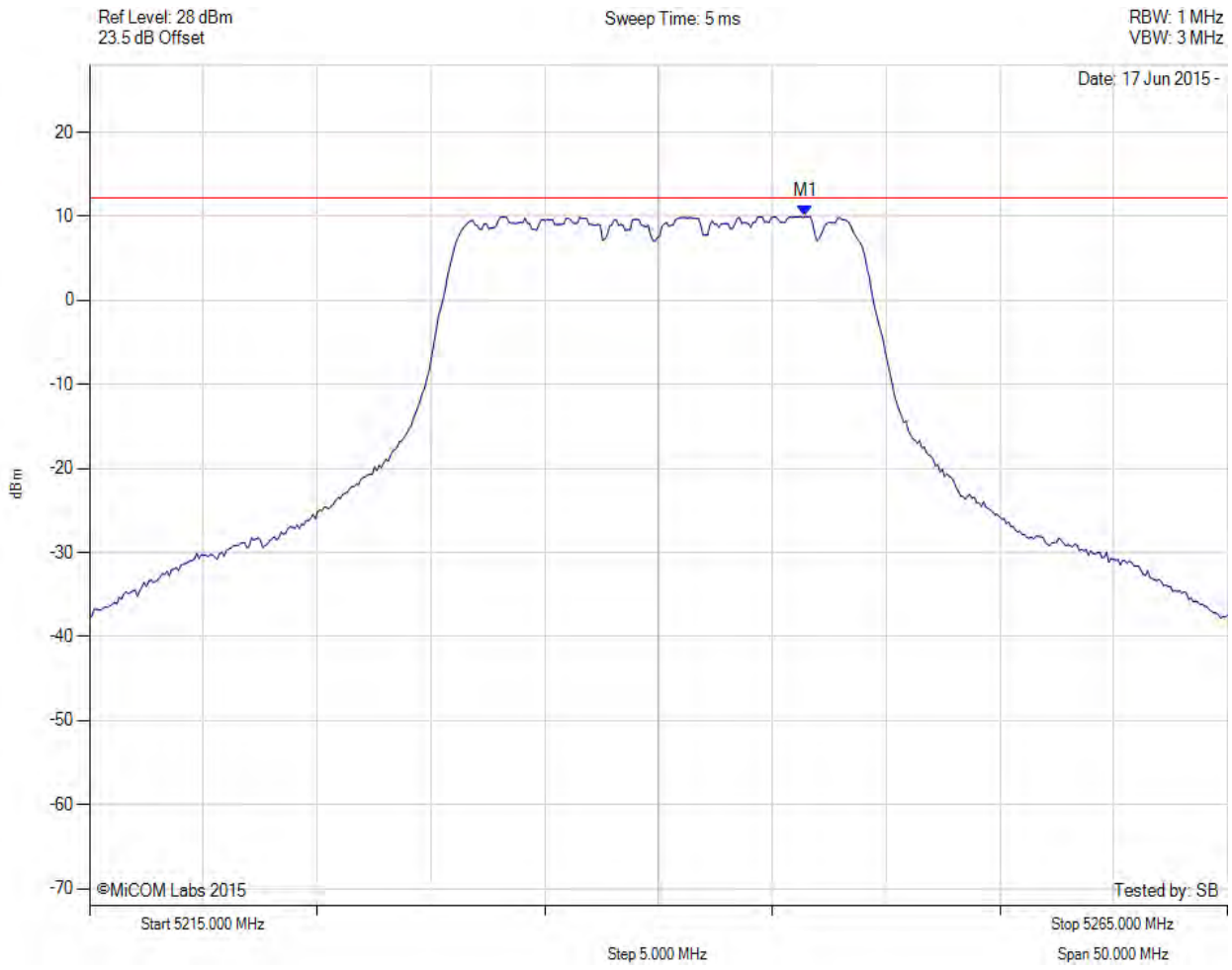

Analyser Setup	Marker:Frequency:Amplitude	Test Results
Detector = RMS Sweep Count = 100 RF Atten (dB) = 20 Trace Mode = VIEW	M1 : 5246.463 MHz : 10.000 dBm	Limit: ≤ 12.230 dBm

back to matrix

POWER SPECTRAL DENSITY

Variant: 802.11n HT-20, Channel: 5240.00 MHz, Chain b, Temp: Ambient, Voltage: 0.8 Vdc

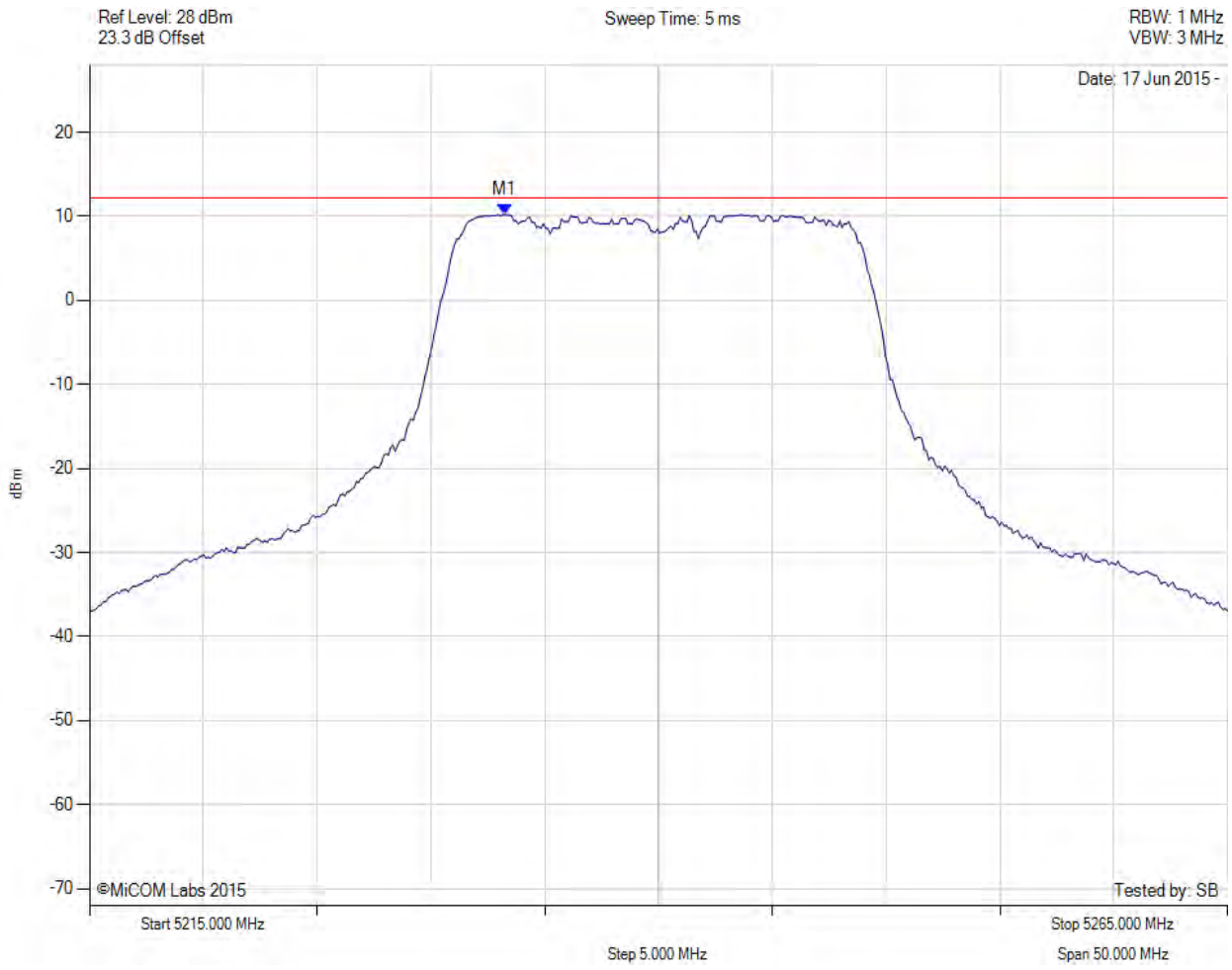

Analyser Setup	Marker:Frequency:Amplitude	Test Results
Detector = RMS Sweep Count = 100 RF Atten (dB) = 20 Trace Mode = VIEW	M1 : 5233.236 MHz : 10.213 dBm	Limit: ≤ 12.230 dBm

back to matrix

POWER SPECTRAL DENSITY

Variant: 802.11n HT-20, Channel: 5240.00 MHz, Chain c, Temp: Ambient, Voltage: 0.8 Vdc

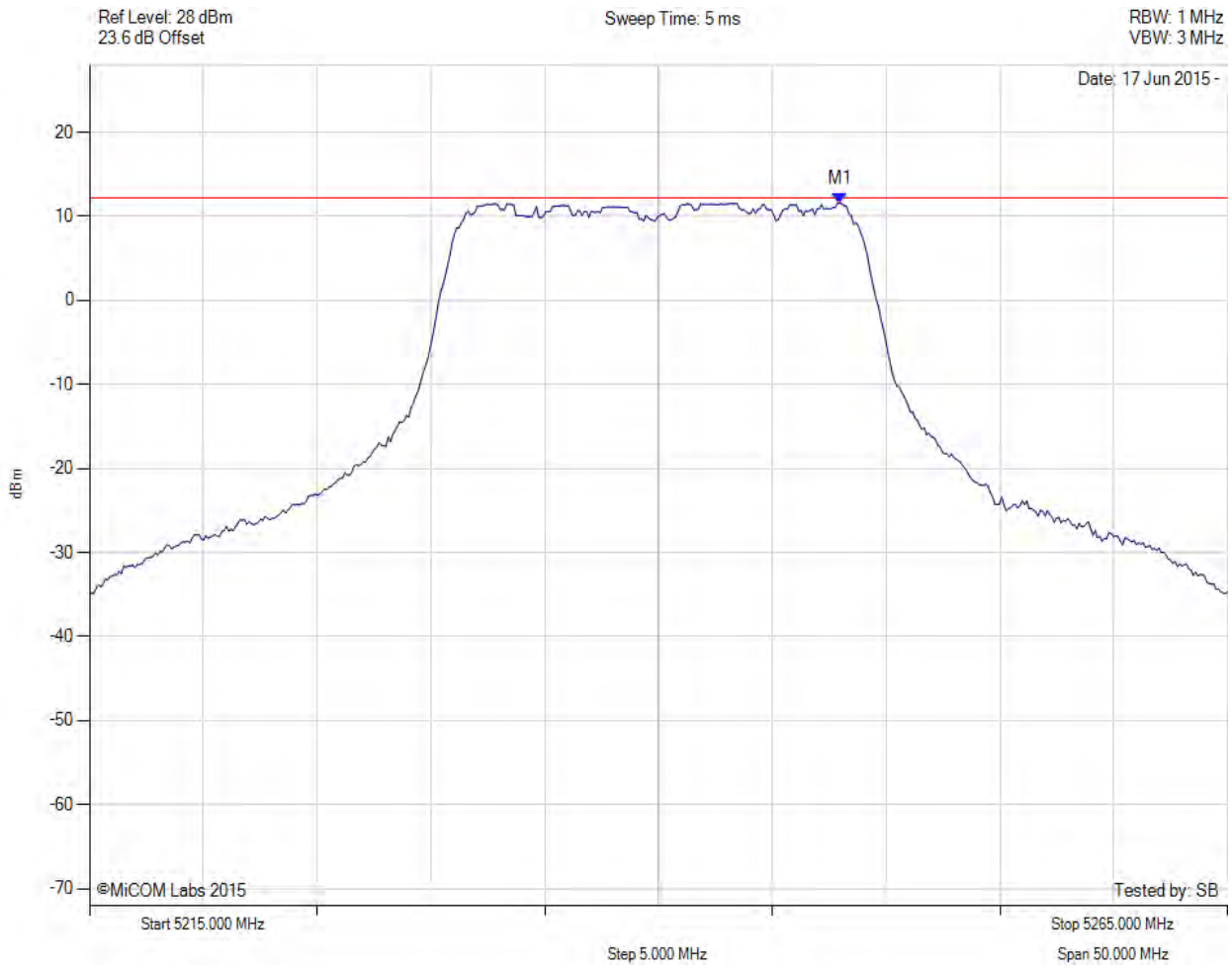

Analyser Setup	Marker:Frequency:Amplitude	Test Results
Detector = RMS Sweep Count = 100 RF Atten (dB) = 20 Trace Mode = VIEW	M1 : 5247.966 MHz : 11.594 dBm	Limit: ≤ 12.230 dBm

back to matrix

POWER SPECTRAL DENSITY

Variant: 802.11n HT-20, Channel: 5240.00 MHz, SUM, Temp: Ambient, Voltage: 0.8 Vdc

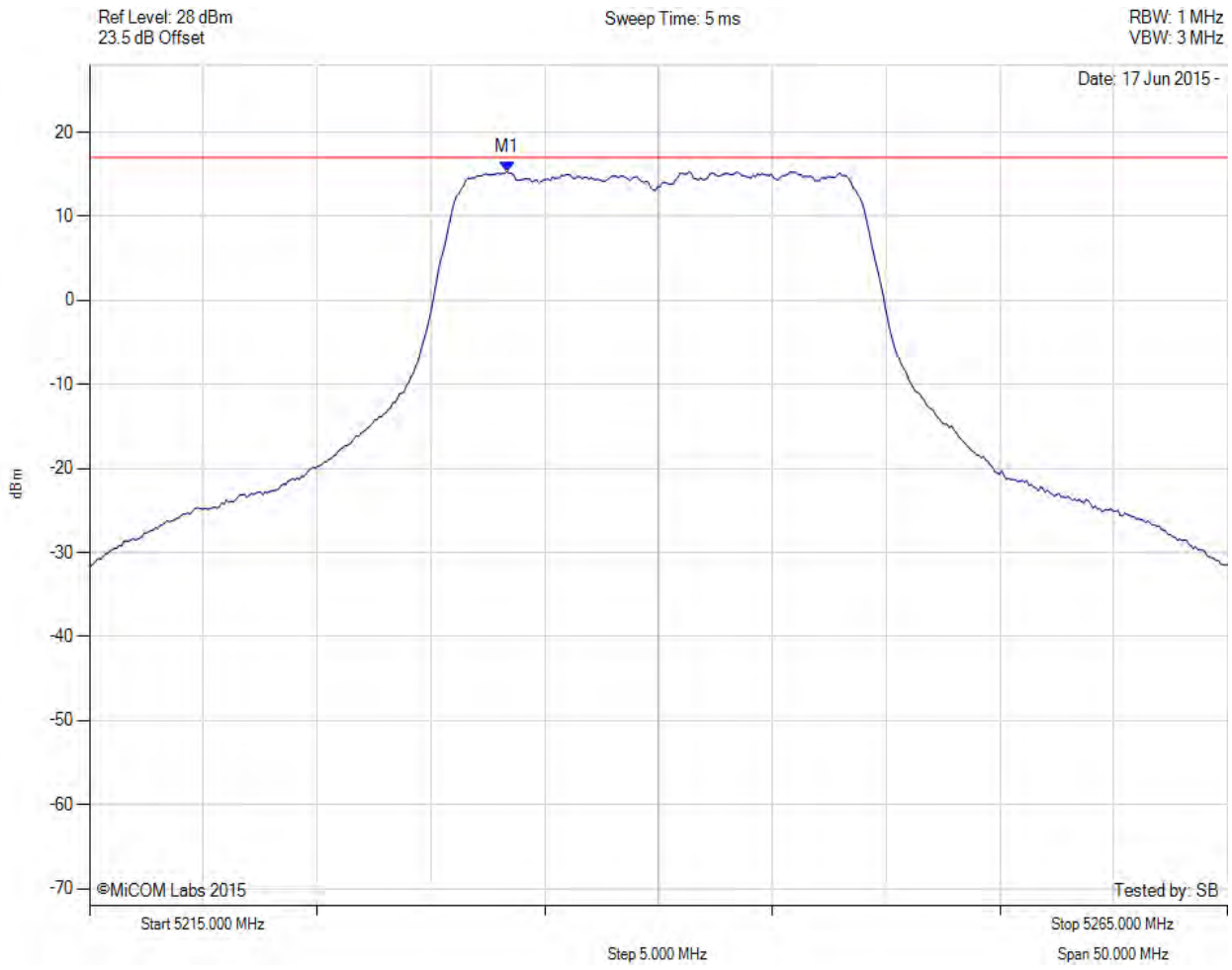

Analyser Setup	Marker:Frequency:Amplitude	Test Results
Detector = RMS Sweep Count = 100 RF Atten (dB) = 20 Trace Mode = VIEW	M1 : 5233.300 MHz : 15.331 dBm M1 + DCCF : 5233.300 MHz : 15.375 dBm Duty Cycle Correction Factor : +0.04 dB	Limit: ≤ 17.0 dBm Margin: -1.6 dB

back to matrix

POWER SPECTRAL DENSITY

Variant: 802.11n HT-40, Channel: 5190.00 MHz, Chain a, Temp: Ambient, Voltage: 0.8 Vdc

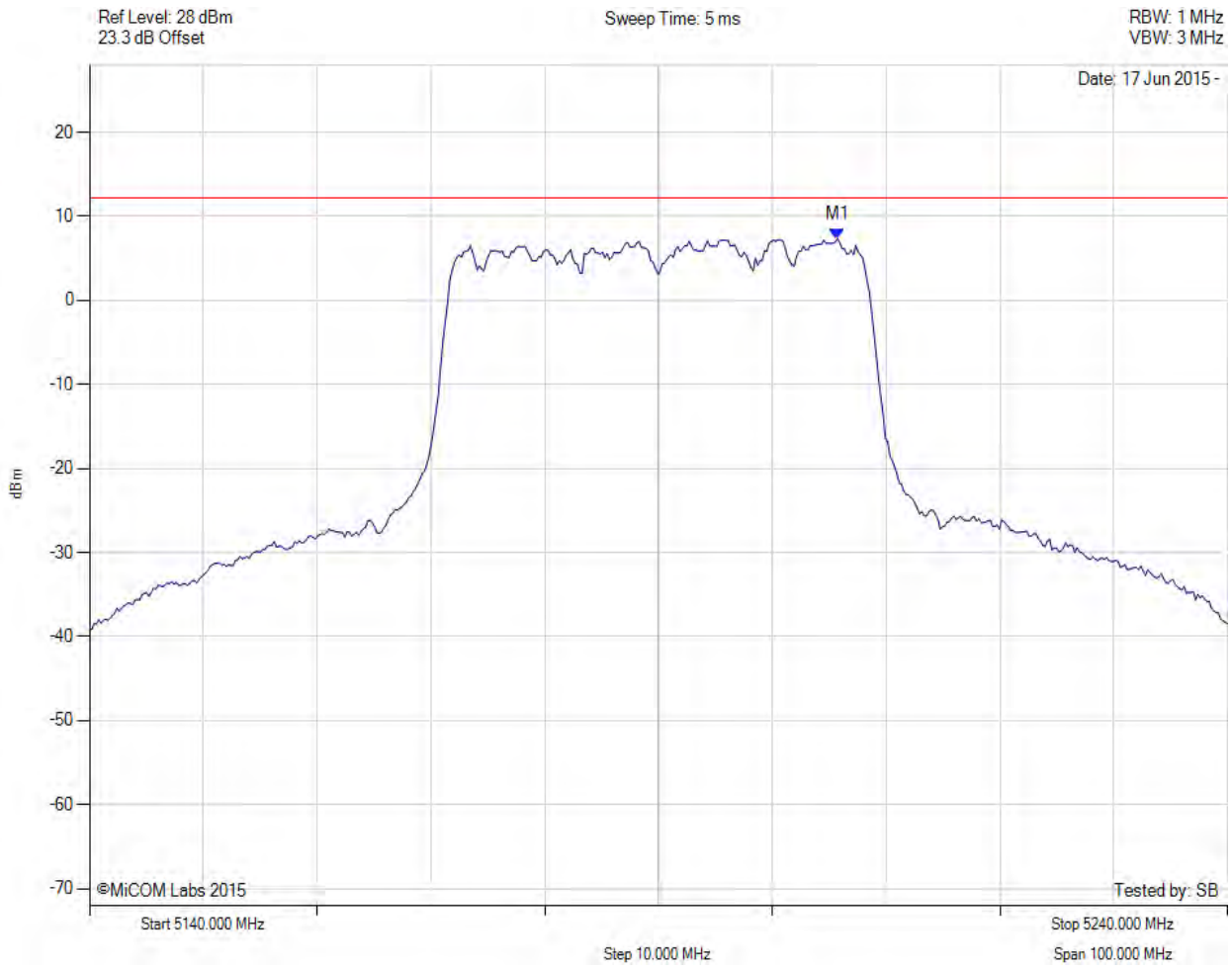

Analyser Setup	Marker:Frequency:Amplitude	Test Results
Detector = RMS Sweep Count = 100 RF Atten (dB) = 20 Trace Mode = VIEW	M1 : 5205.731 MHz : 7.363 dBm	Limit: ≤ 12.230 dBm

back to matrix

POWER SPECTRAL DENSITY

Variant: 802.11n HT-40, Channel: 5190.00 MHz, Chain b, Temp: Ambient, Voltage: 0.8 Vdc

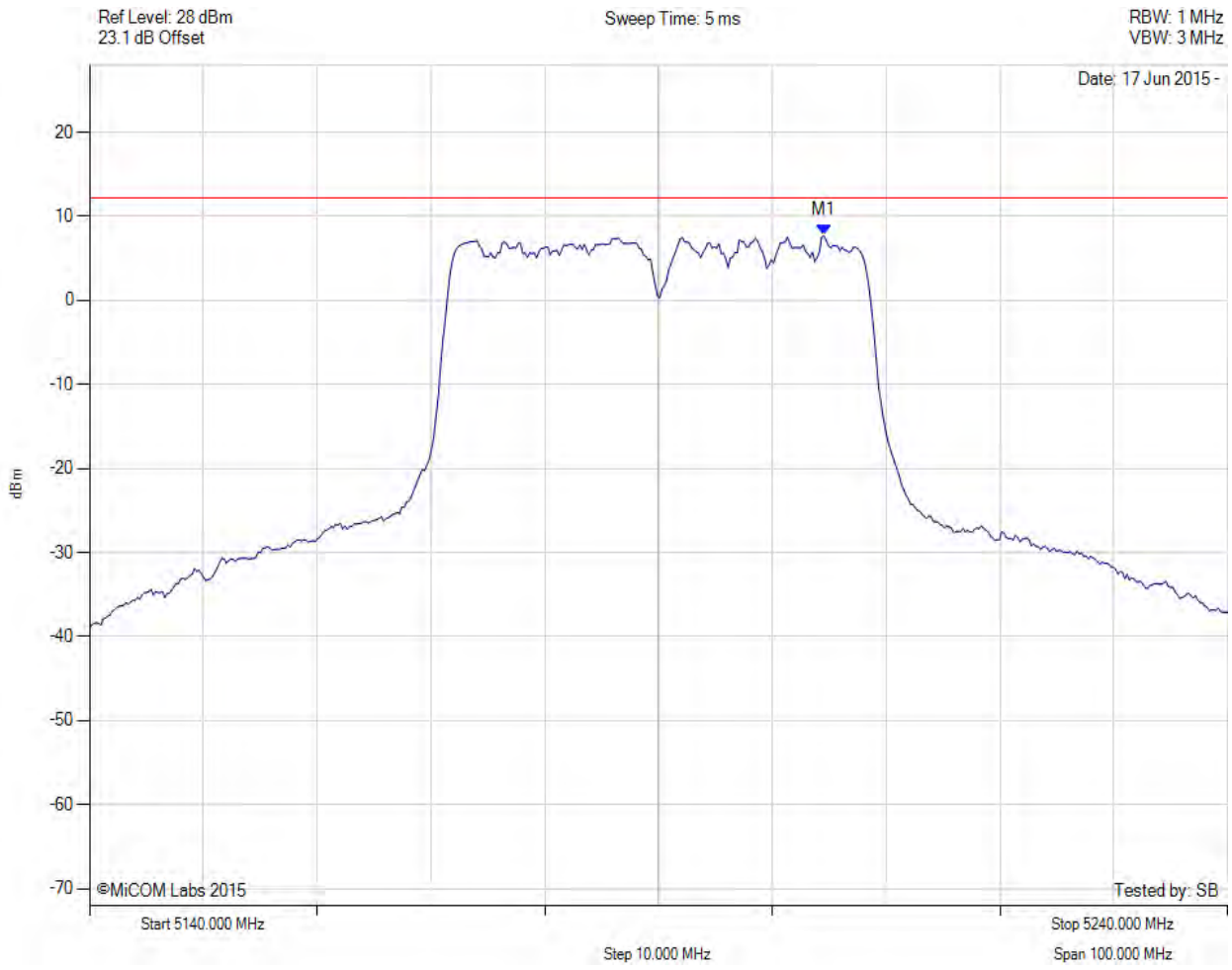

Analyser Setup	Marker:Frequency:Amplitude	Test Results
Detector = RMS Sweep Count = 100 RF Atten (dB) = 20 Trace Mode = VIEW	M1 : 5204.529 MHz : 7.718 dBm	Limit: ≤ 12.230 dBm

back to matrix

POWER SPECTRAL DENSITY

Variant: 802.11n HT-40, Channel: 5190.00 MHz, Chain c, Temp: Ambient, Voltage: 0.8 Vdc

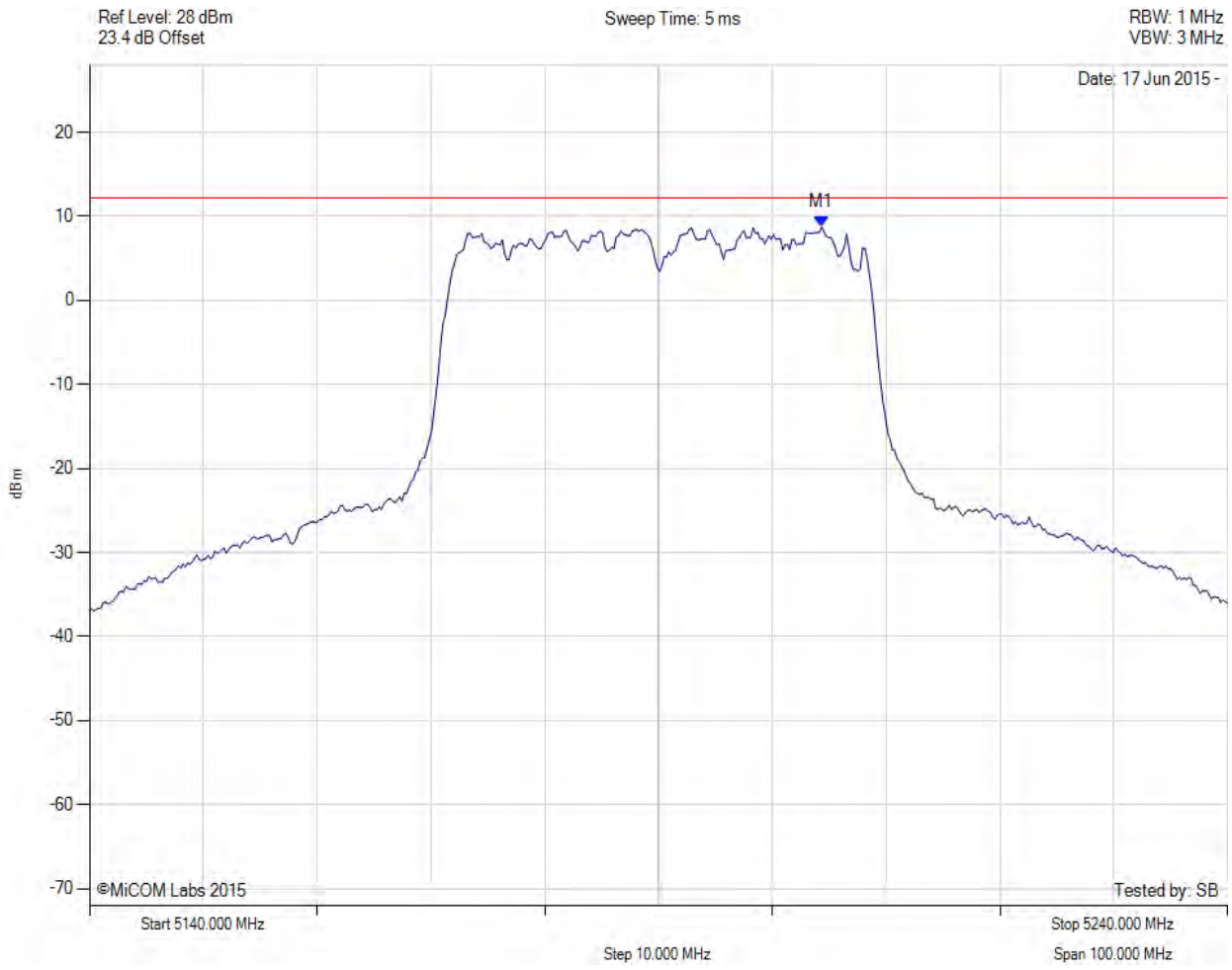

Analyser Setup	Marker:Frequency:Amplitude	Test Results
Detector = RMS Sweep Count = 100 RF Atten (dB) = 20 Trace Mode = VIEW	M1 : 5204.329 MHz : 8.719 dBm	Limit: ≤ 12.230 dBm

back to matrix

POWER SPECTRAL DENSITY

Variant: 802.11n HT-40, Channel: 5190.00 MHz, SUM, Temp: Ambient, Voltage: 0.8 Vdc

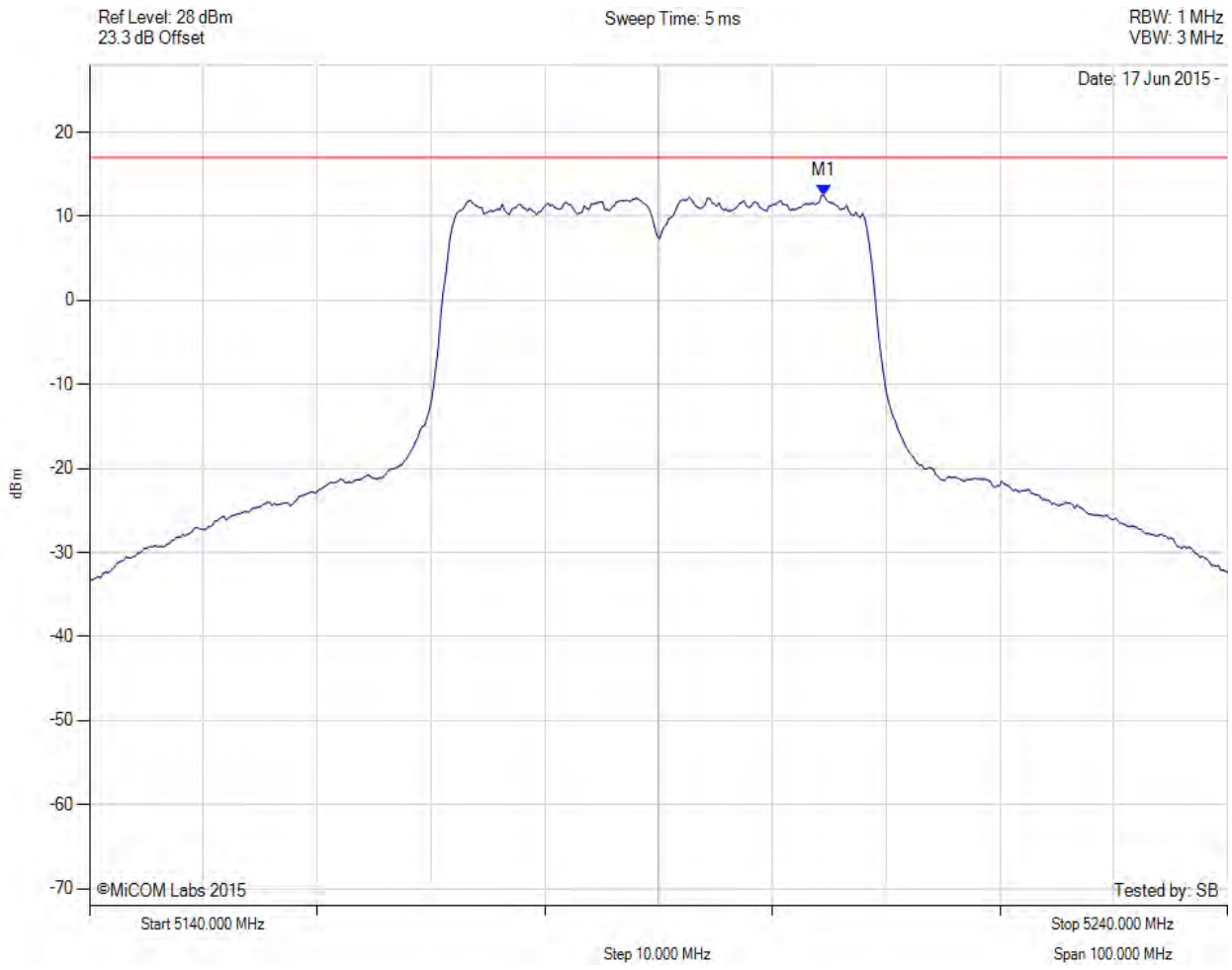

Analyser Setup	Marker:Frequency:Amplitude	Test Results
Detector = RMS Sweep Count = 100 RF Atten (dB) = 20 Trace Mode = VIEW	M1 : 5204.500 MHz : 12.506 dBm M1 + DCCF : 5204.500 MHz : 12.563 dBm Duty Cycle Correction Factor : +0.04 dB	Limit: ≤ 17.0 dBm Margin: -4.4 dB

back to matrix

POWER SPECTRAL DENSITY

Variant: 802.11n HT-40, Channel: 5230.00 MHz, Chain a, Temp: Ambient, Voltage: 0.8 Vdc

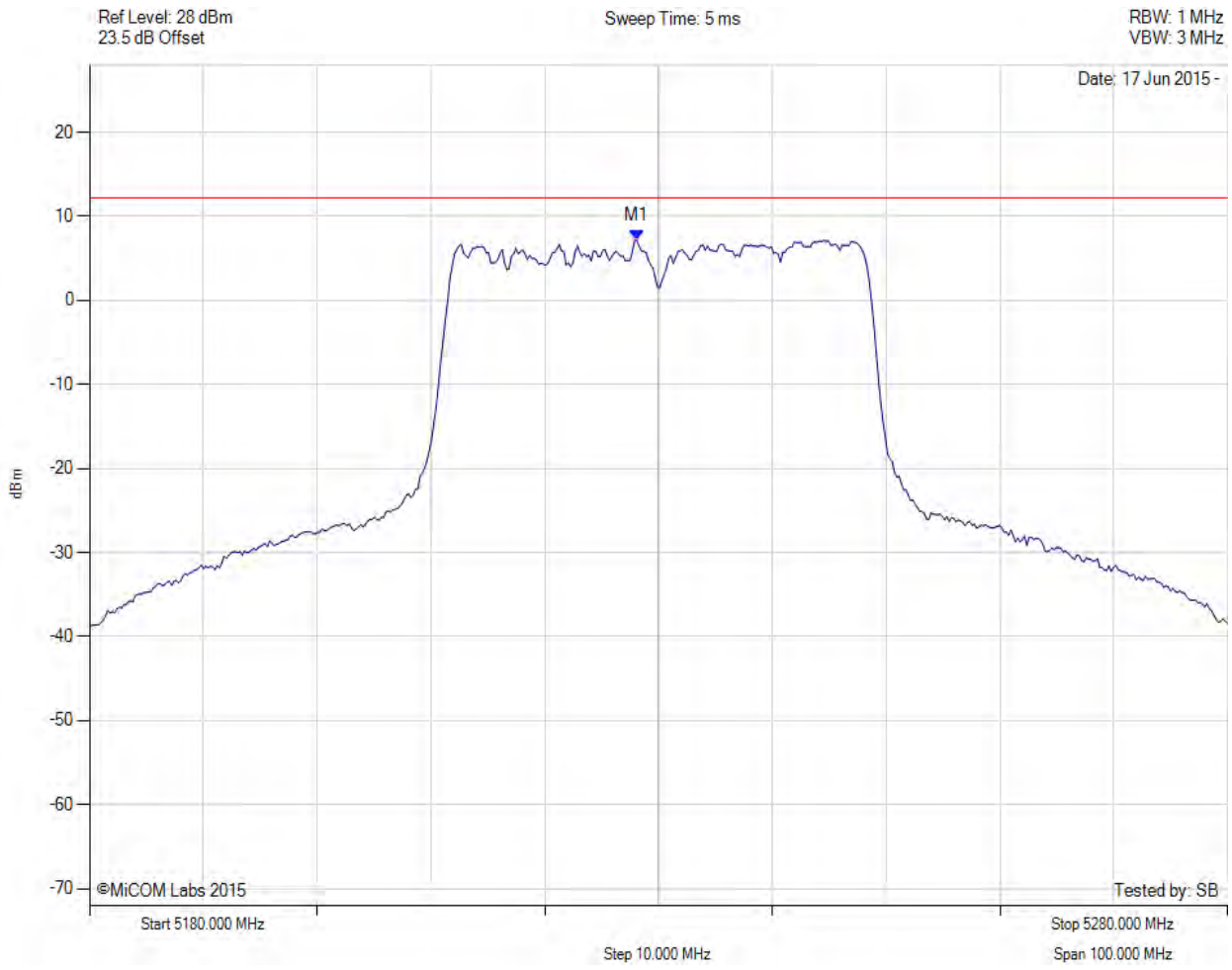

Analyser Setup	Marker:Frequency:Amplitude	Test Results
Detector = RMS Sweep Count = 100 RF Atten (dB) = 20 Trace Mode = VIEW	M1 : 5228.096 MHz : 7.138 dBm	Limit: ≤ 12.230 dBm

back to matrix

POWER SPECTRAL DENSITY

Variant: 802.11n HT-40, Channel: 5230.00 MHz, Chain b, Temp: Ambient, Voltage: 0.8 Vdc

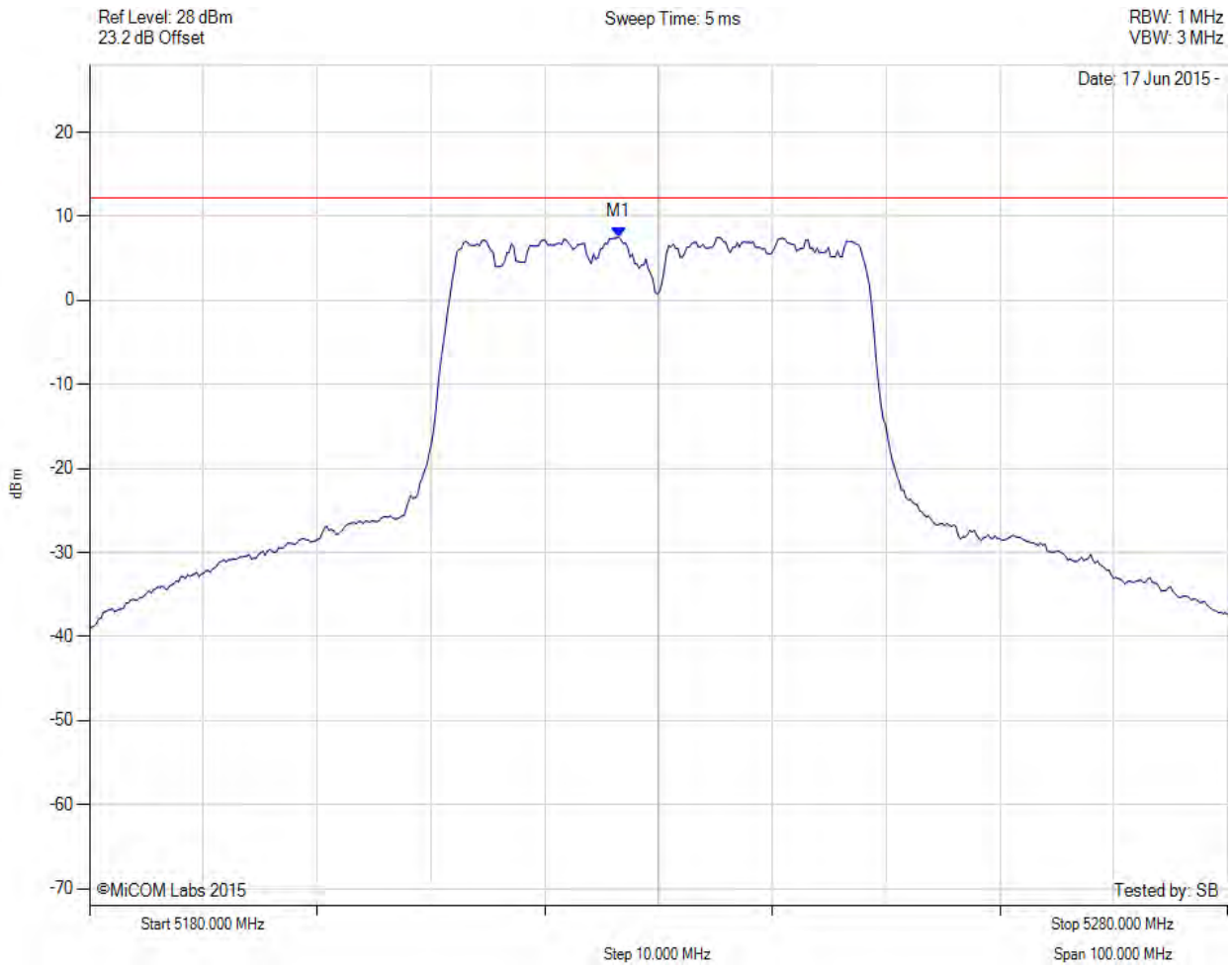

Analyser Setup	Marker:Frequency:Amplitude	Test Results
Detector = RMS Sweep Count = 100 RF Atten (dB) = 20 Trace Mode = VIEW	M1 : 5226.493 MHz : 7.530 dBm	Limit: ≤ 12.230 dBm

back to matrix

POWER SPECTRAL DENSITY

Variant: 802.11n HT-40, Channel: 5230.00 MHz, Chain c, Temp: Ambient, Voltage: 0.8 Vdc

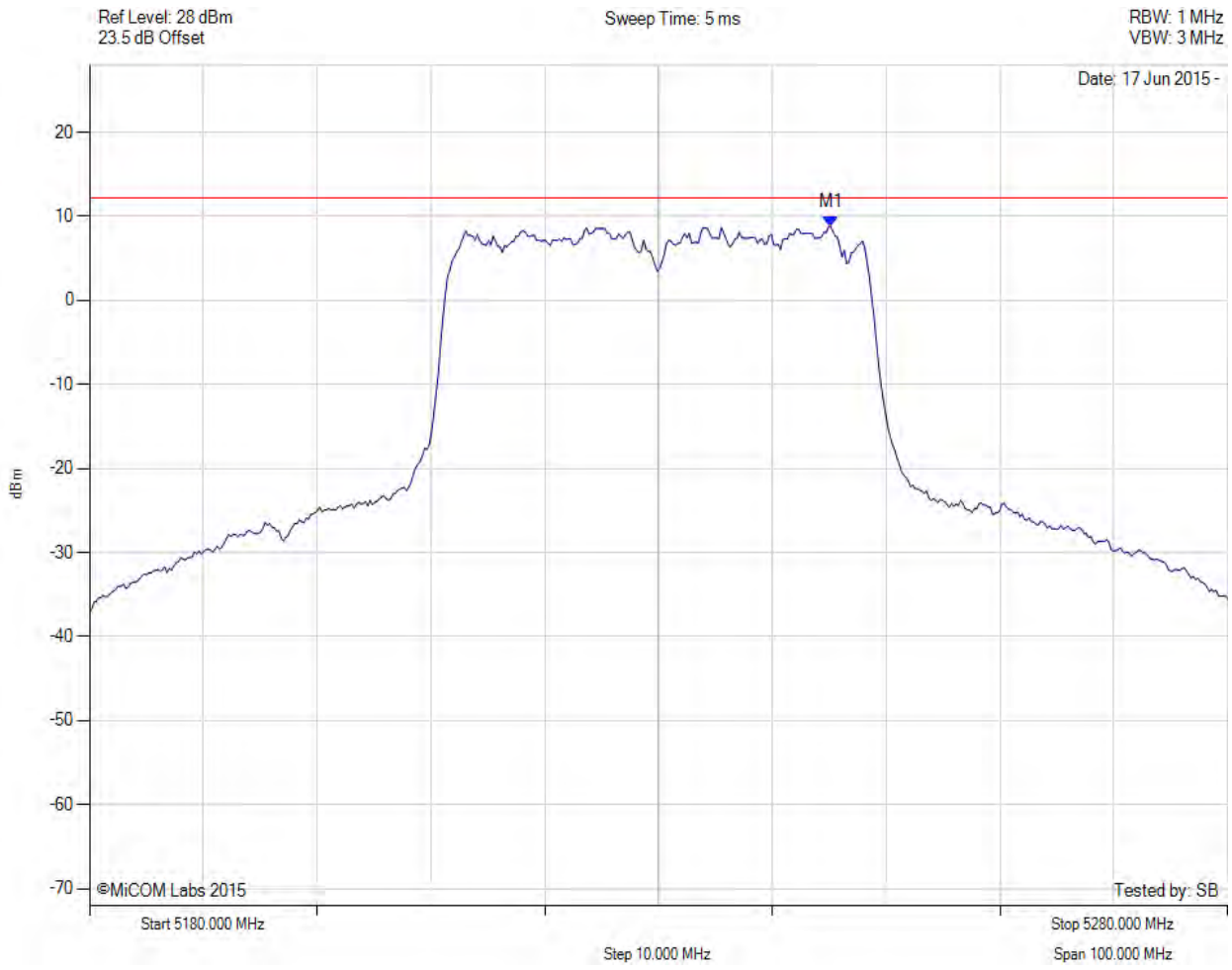

Analyser Setup	Marker:Frequency:Amplitude	Test Results
Detector = RMS Sweep Count = 100 RF Atten (dB) = 20 Trace Mode = VIEW	M1 : 5245.130 MHz : 8.769 dBm	Limit: ≤ 12.230 dBm

back to matrix

POWER SPECTRAL DENSITY

Variant: 802.11n HT-40, Channel: 5230.00 MHz, SUM, Temp: Ambient, Voltage: 0.8 Vdc

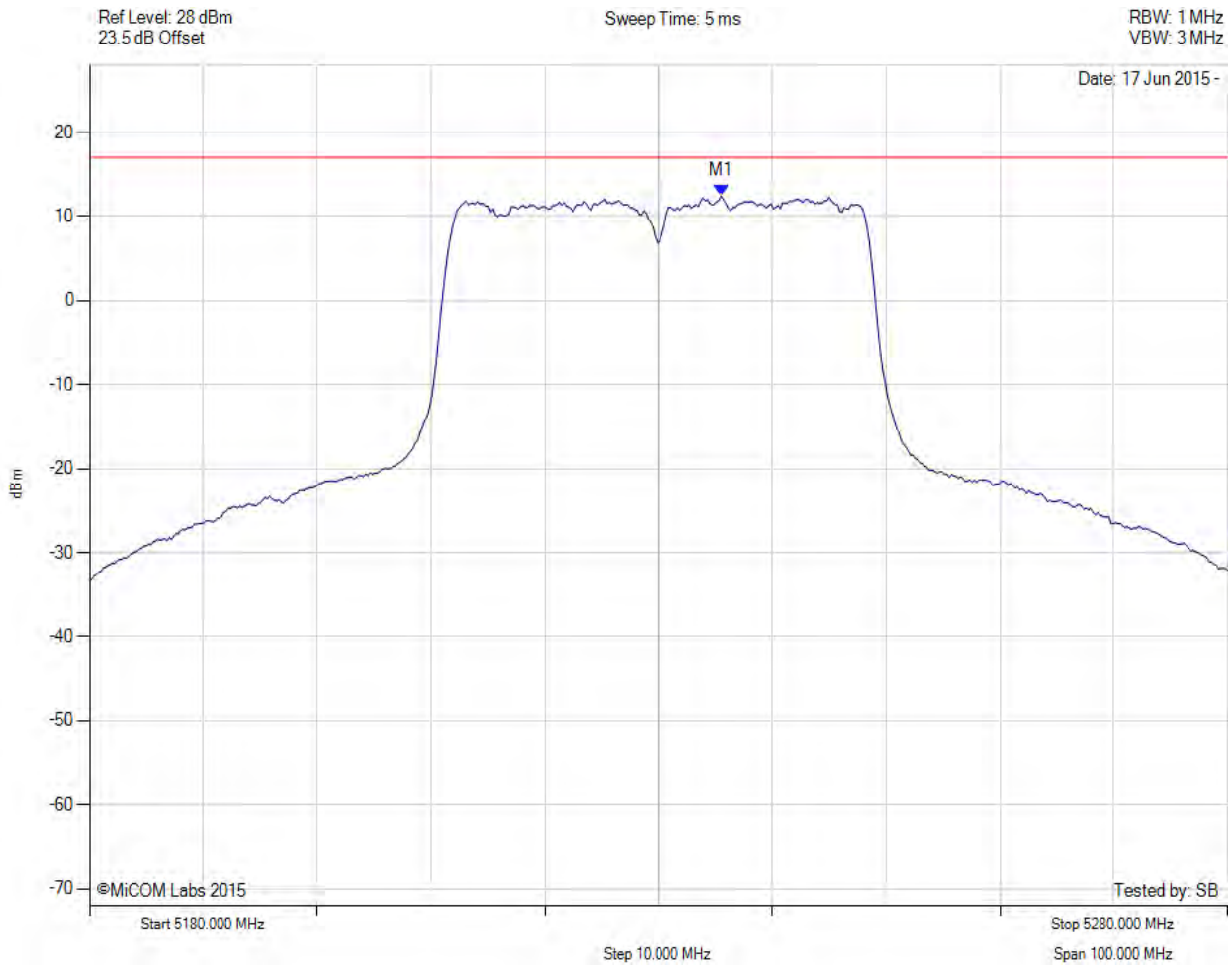

Analyser Setup	Marker:Frequency:Amplitude	Test Results
Detector = RMS Sweep Count = 100 RF Atten (dB) = 20 Trace Mode = VIEW	M1 : 5235.500 MHz : 12.441 dBm M1 + DCCF : 5235.500 MHz : 12.498 dBm Duty Cycle Correction Factor : +0.04 dB	Limit: ≤ 17.0 dBm Margin: -4.5 dB

back to matrix

POWER SPECTRAL DENSITY

Variant: 802.11a, Channel: 5260.00 MHz, Chain a, Temp: Ambient, Voltage: 0.8 Vdc

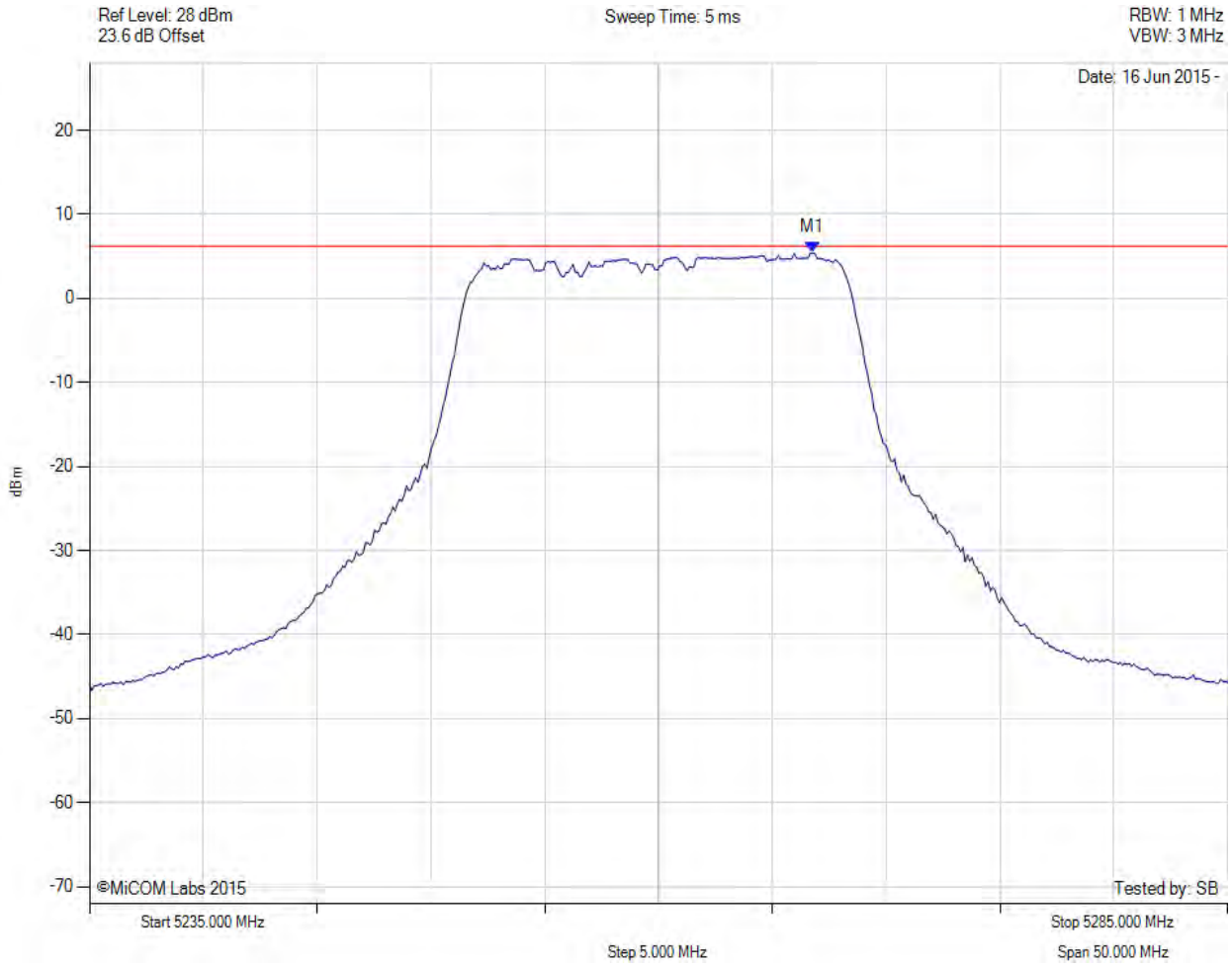

Analyser Setup	Marker:Frequency:Amplitude	Test Results
Detector = RMS Sweep Count = 100 RF Atten (dB) = 20 Trace Mode = VIEW	M1 : 5266.764 MHz : 5.444 dBm	Limit: ≤ 6.230 dBm

back to matrix

POWER SPECTRAL DENSITY

Variant: 802.11a, Channel: 5260.00 MHz, Chain b, Temp: Ambient, Voltage: 0.8 Vdc

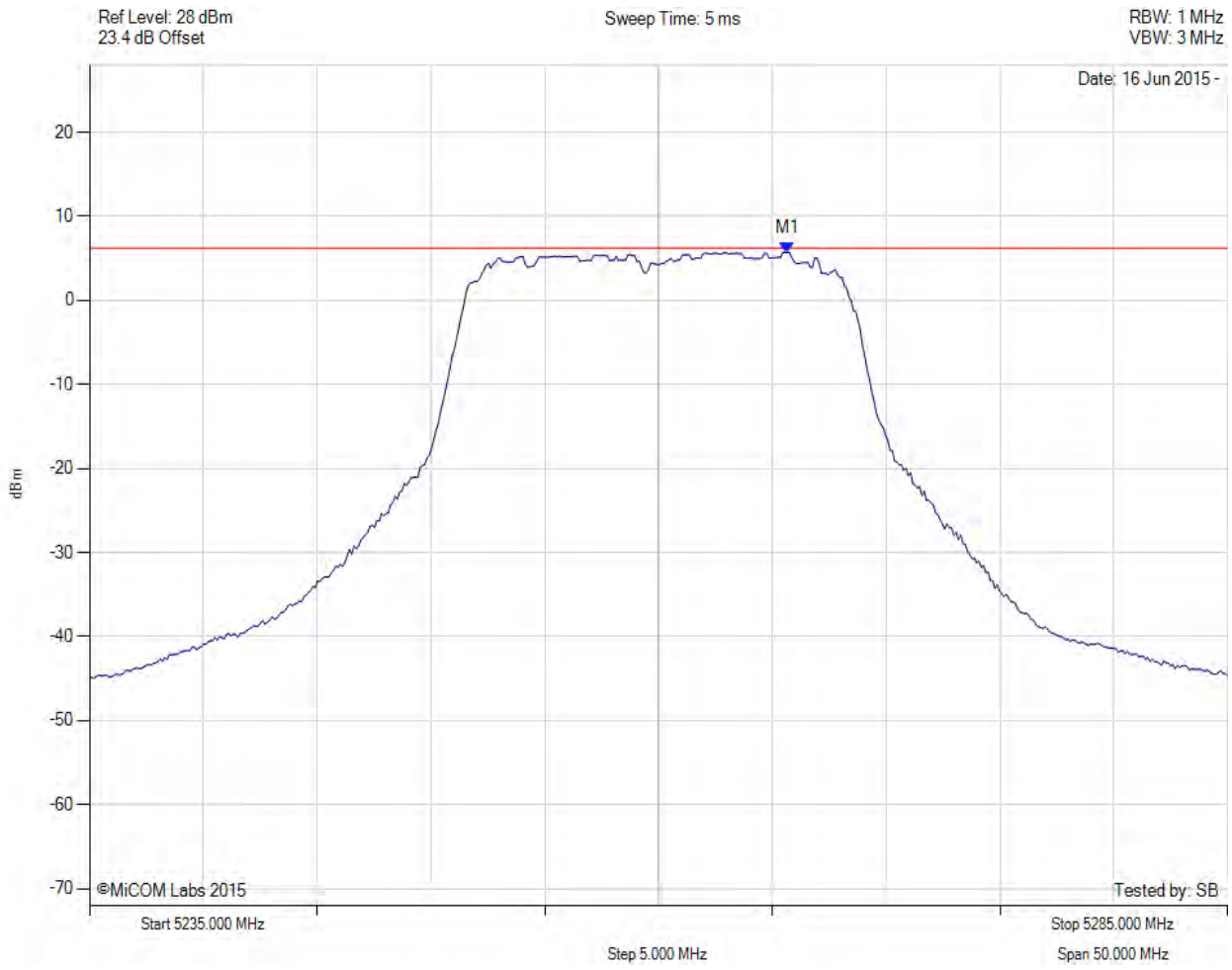

Analyser Setup	Marker:Frequency:Amplitude	Test Results
Detector = RMS Sweep Count = 100 RF Atten (dB) = 20 Trace Mode = VIEW	M1 : 5265.661 MHz : 5.711 dBm	Limit: ≤ 6.230 dBm

back to matrix

POWER SPECTRAL DENSITY

Variant: 802.11a, Channel: 5260.00 MHz, Chain c, Temp: Ambient, Voltage: 0.8 Vdc

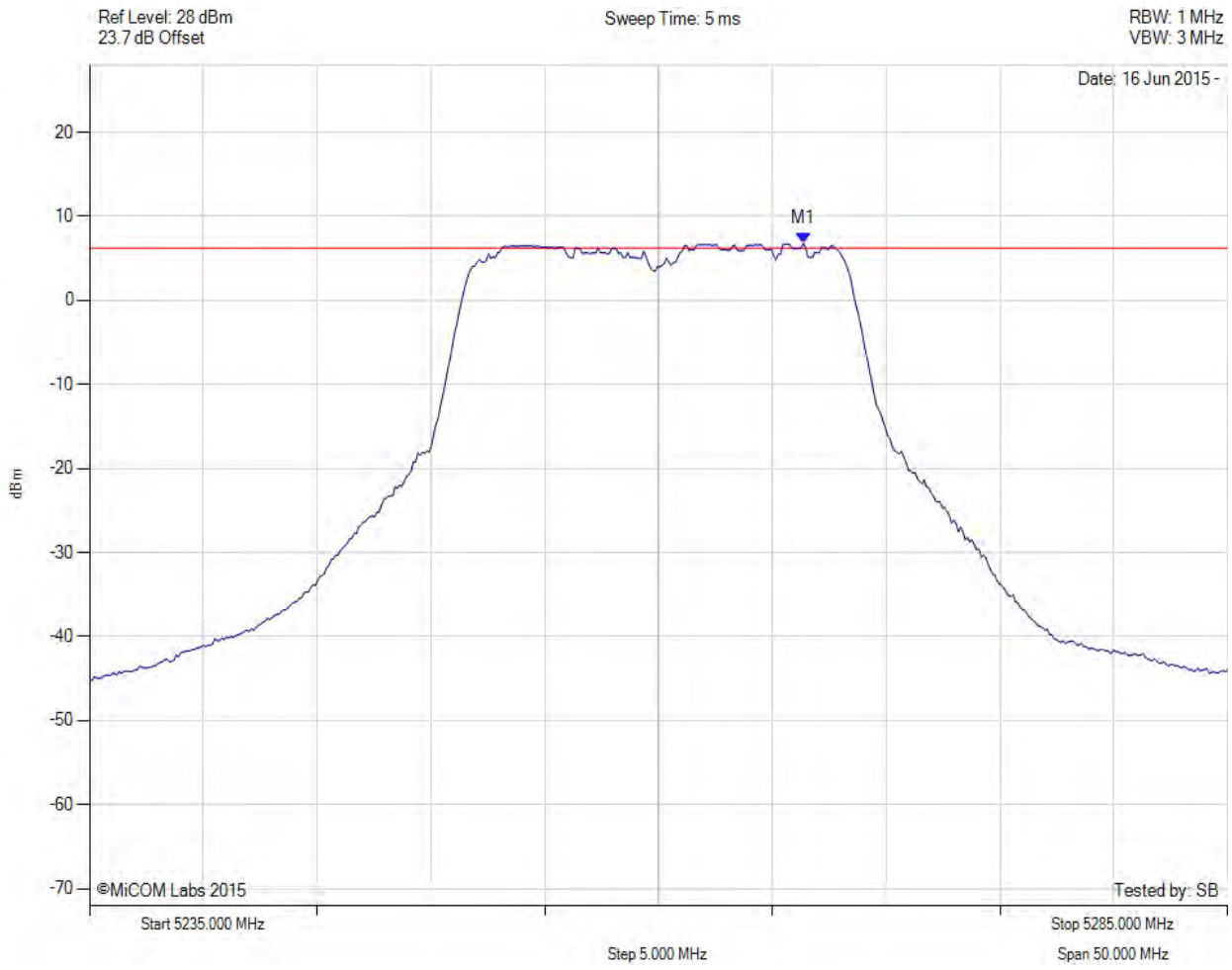

Analyser Setup	Marker:Frequency:Amplitude	Test Results
Detector = RMS Sweep Count = 100 RF Atten (dB) = 20 Trace Mode = VIEW	M1 : 5266.363 MHz : 6.792 dBm	Limit: ≤ 6.230 dBm

back to matrix

POWER SPECTRAL DENSITY

Variant: 802.11a, Channel: 5260.00 MHz, SUM, Temp: Ambient, Voltage: 0.8 Vdc

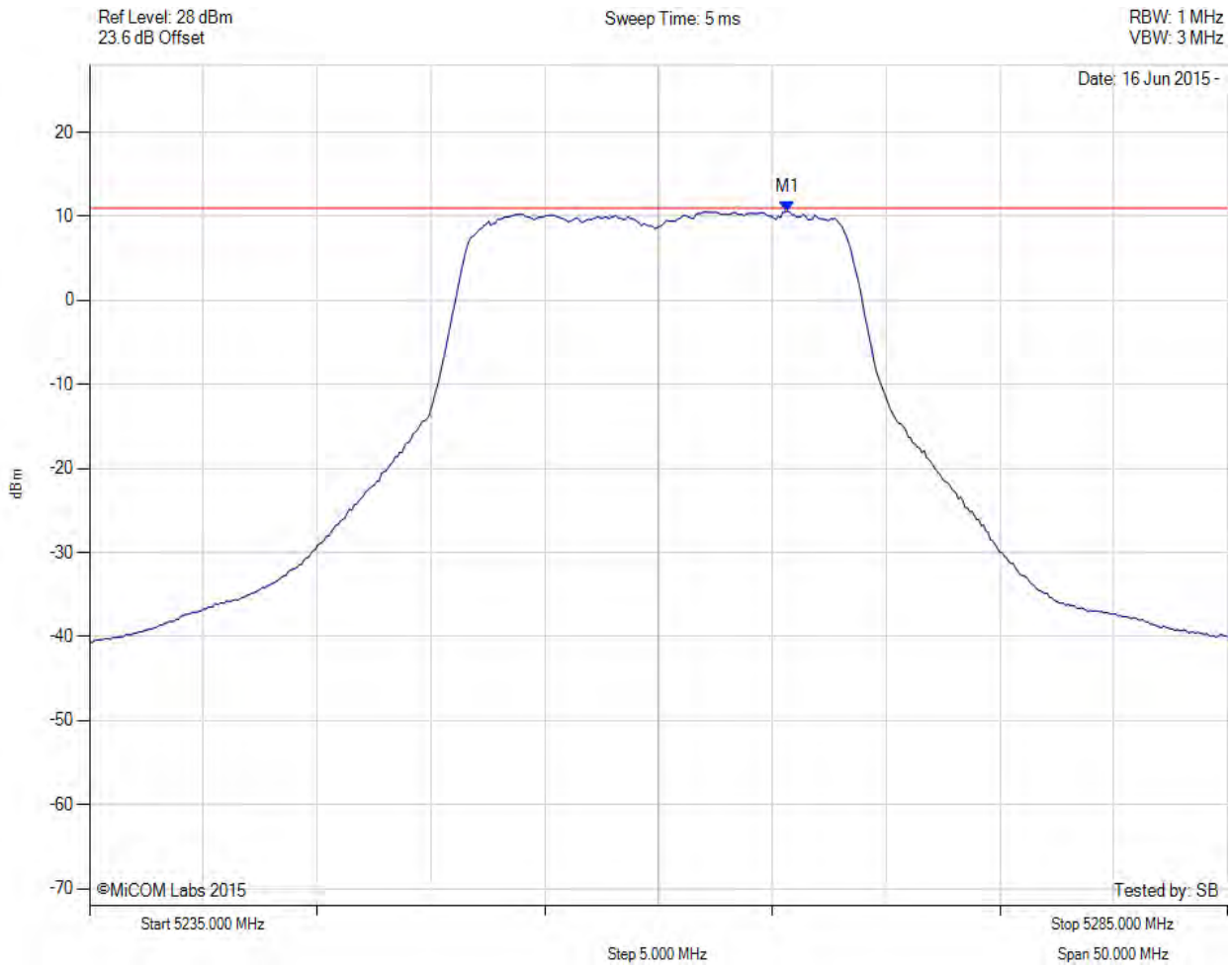

Analyser Setup	Marker:Frequency:Amplitude	Test Results
Detector = RMS Sweep Count = 100 RF Atten (dB) = 20 Trace Mode = VIEW	M1 : 5265.700 MHz : 10.572 dBm M1 + DCCF : 5265.700 MHz : 10.616 dBm Duty Cycle Correction Factor : +0.04 dB	Limit: ≤ 11.0 dBm Margin: -0.4 dB

back to matrix

POWER SPECTRAL DENSITY

Variant: 802.11a, Channel: 5300.00 MHz, Chain a, Temp: Ambient, Voltage: 0.8 Vdc

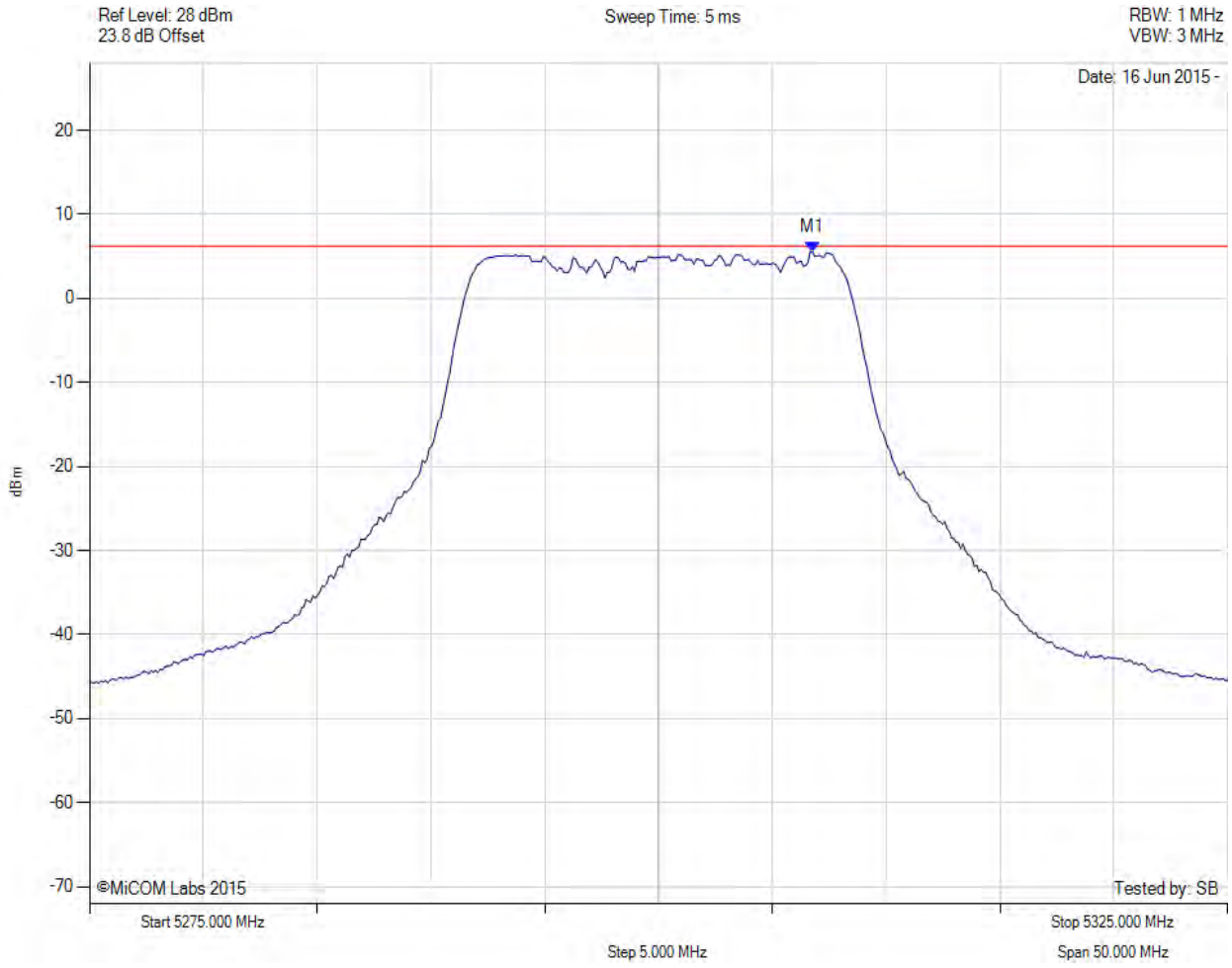

Analyser Setup	Marker:Frequency:Amplitude	Test Results
Detector = RMS Sweep Count = 100 RF Atten (dB) = 20 Trace Mode = VIEW	M1 : 5306.764 MHz : 5.560 dBm	Limit: ≤ 6.230 dBm

back to matrix

POWER SPECTRAL DENSITY

Variant: 802.11a, Channel: 5300.00 MHz, Chain b, Temp: Ambient, Voltage: 0.8 Vdc

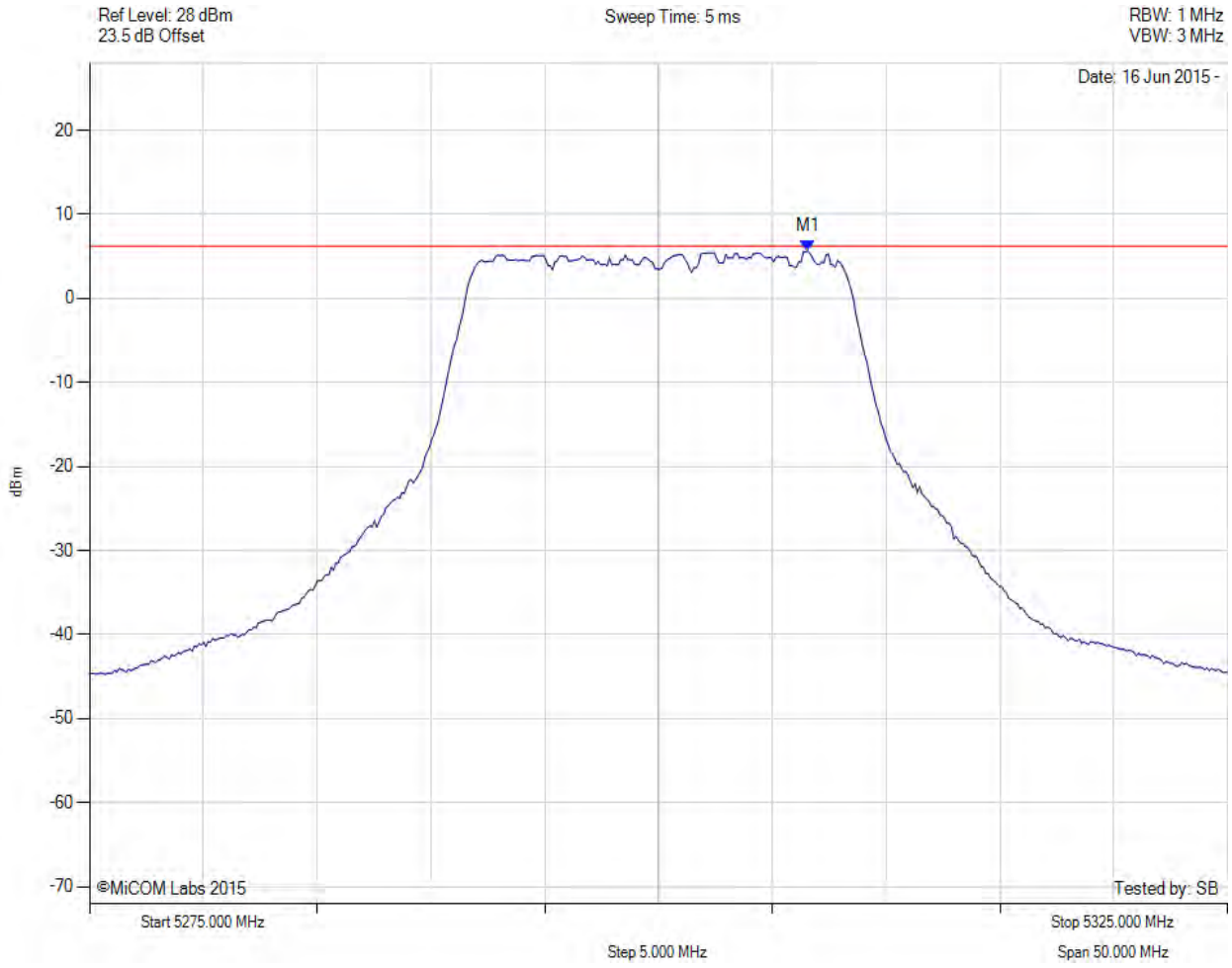

Analyser Setup	Marker:Frequency:Amplitude	Test Results
Detector = RMS Sweep Count = 100 RF Atten (dB) = 20 Trace Mode = VIEW	M1 : 5306.563 MHz : 5.639 dBm	Channel Frequency: 5300.00 MHz

back to matrix

POWER SPECTRAL DENSITY

Variant: 802.11a, Channel: 5300.00 MHz, Chain c, Temp: Ambient, Voltage: 0.8 Vdc

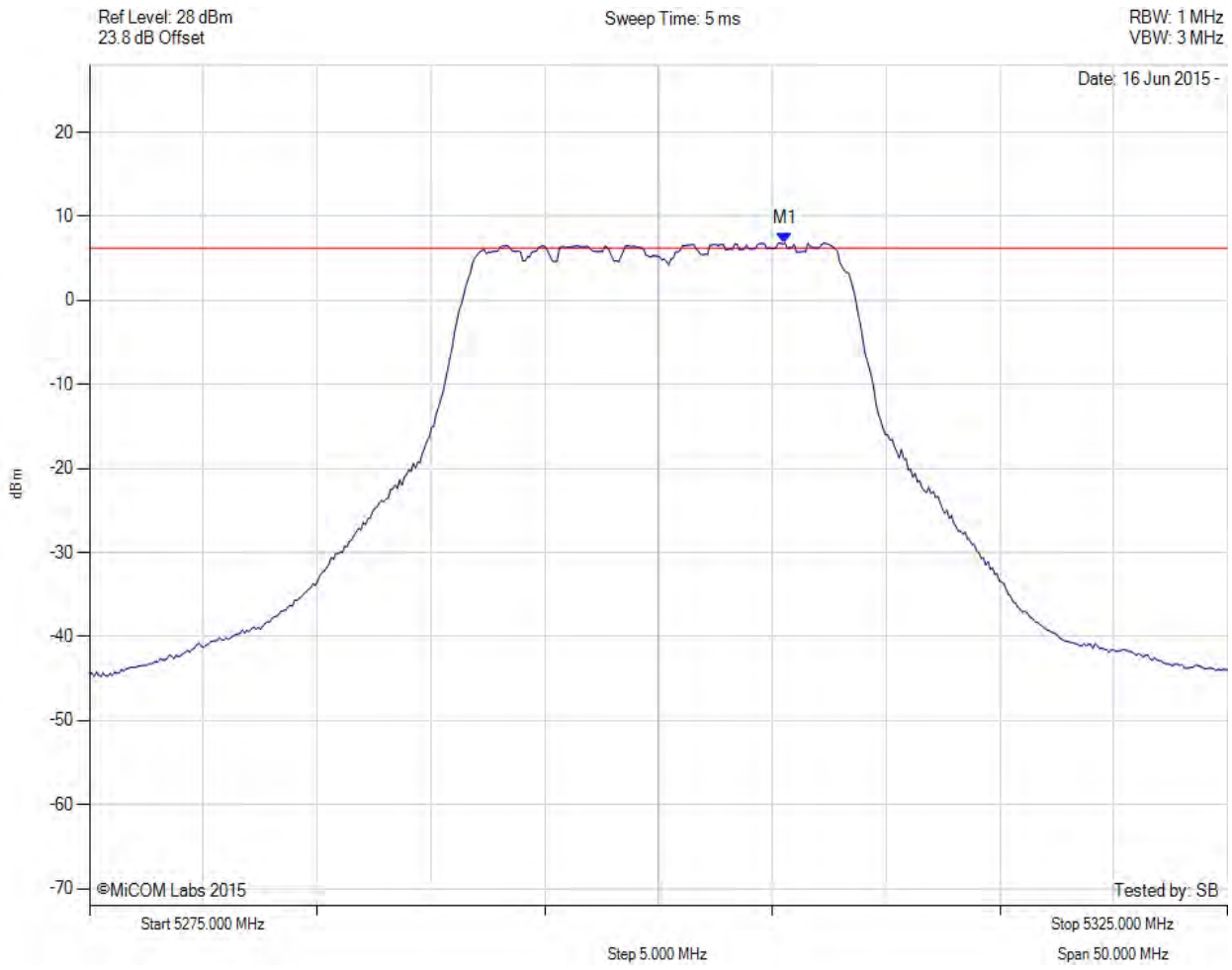

Analyser Setup	Marker:Frequency:Amplitude	Test Results
Detector = RMS Sweep Count = 100 RF Atten (dB) = 20 Trace Mode = VIEW	M1 : 5305.561 MHz : 6.826 dBm	Limit: ≤ 6.230 dBm

back to matrix

This test report may be reproduced in full only. The document may only be updated by MiCOM Labs personnel. All changes will be noted in the Document History section of the report.

POWER SPECTRAL DENSITY

Variant: 802.11a, Channel: 5300.00 MHz, SUM, Temp: Ambient, Voltage: 0.8 Vdc

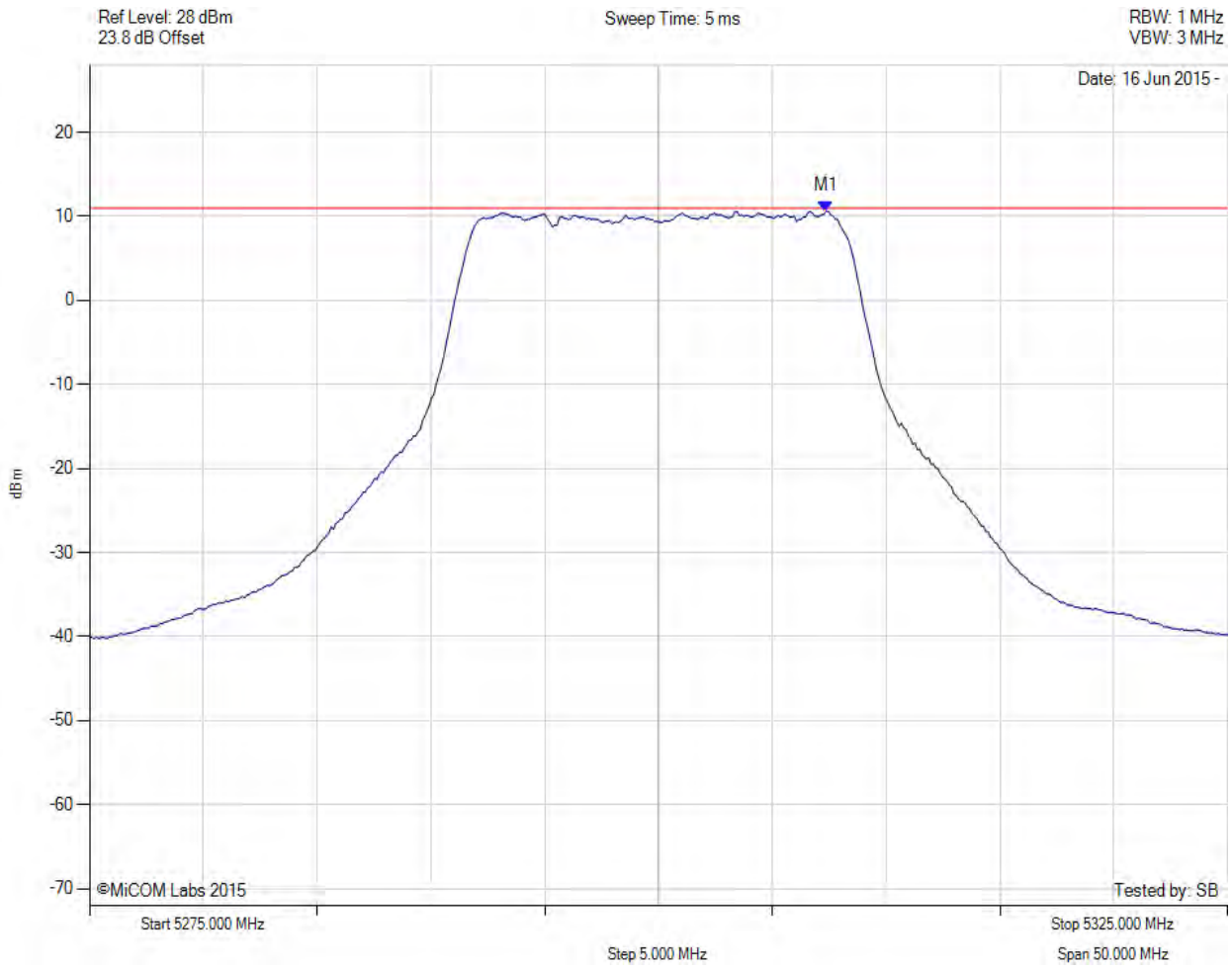

Analyser Setup	Marker:Frequency:Amplitude	Test Results
Detector = RMS Sweep Count = 100 RF Atten (dB) = 20 Trace Mode = VIEW	M1 : 5307.400 MHz : 10.626 dBm M1 + DCCF : 5307.400 MHz : 10.670 dBm Duty Cycle Correction Factor : +0.04 dB	Limit: ≤ 11.0 dBm Margin: -0.3 dB

back to matrix

POWER SPECTRAL DENSITY

Variant: 802.11a, Channel: 5320.00 MHz, Chain a, Temp: Ambient, Voltage: 0.8 Vdc

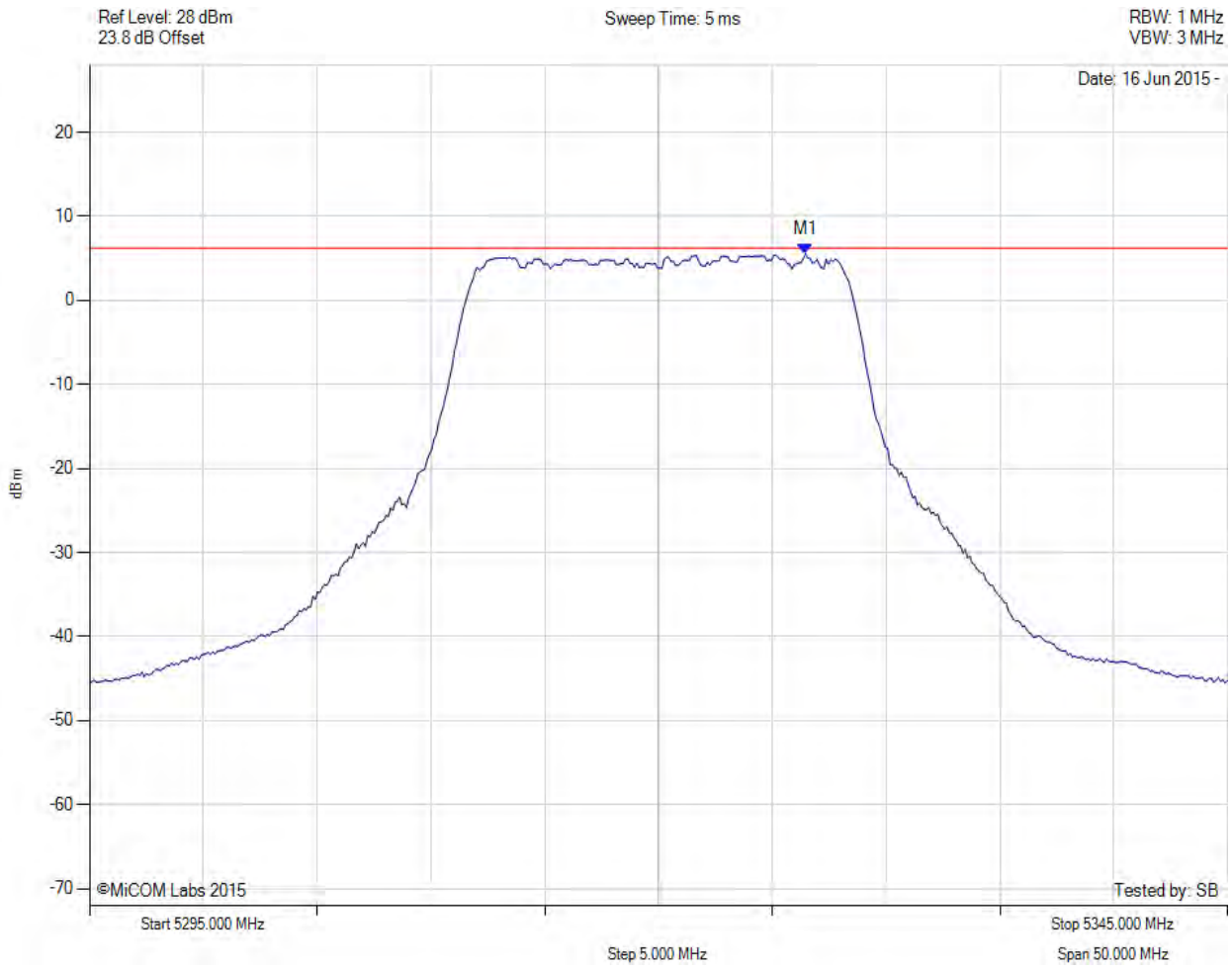

Analyser Setup	Marker:Frequency:Amplitude	Test Results
Detector = RMS Sweep Count = 100 RF Atten (dB) = 20 Trace Mode = VIEW	M1 : 5326.463 MHz : 5.547 dBm	Limit: ≤ 6.230 dBm

back to matrix

POWER SPECTRAL DENSITY

Variant: 802.11a, Channel: 5320.00 MHz, Chain b, Temp: Ambient, Voltage: 0.8 Vdc

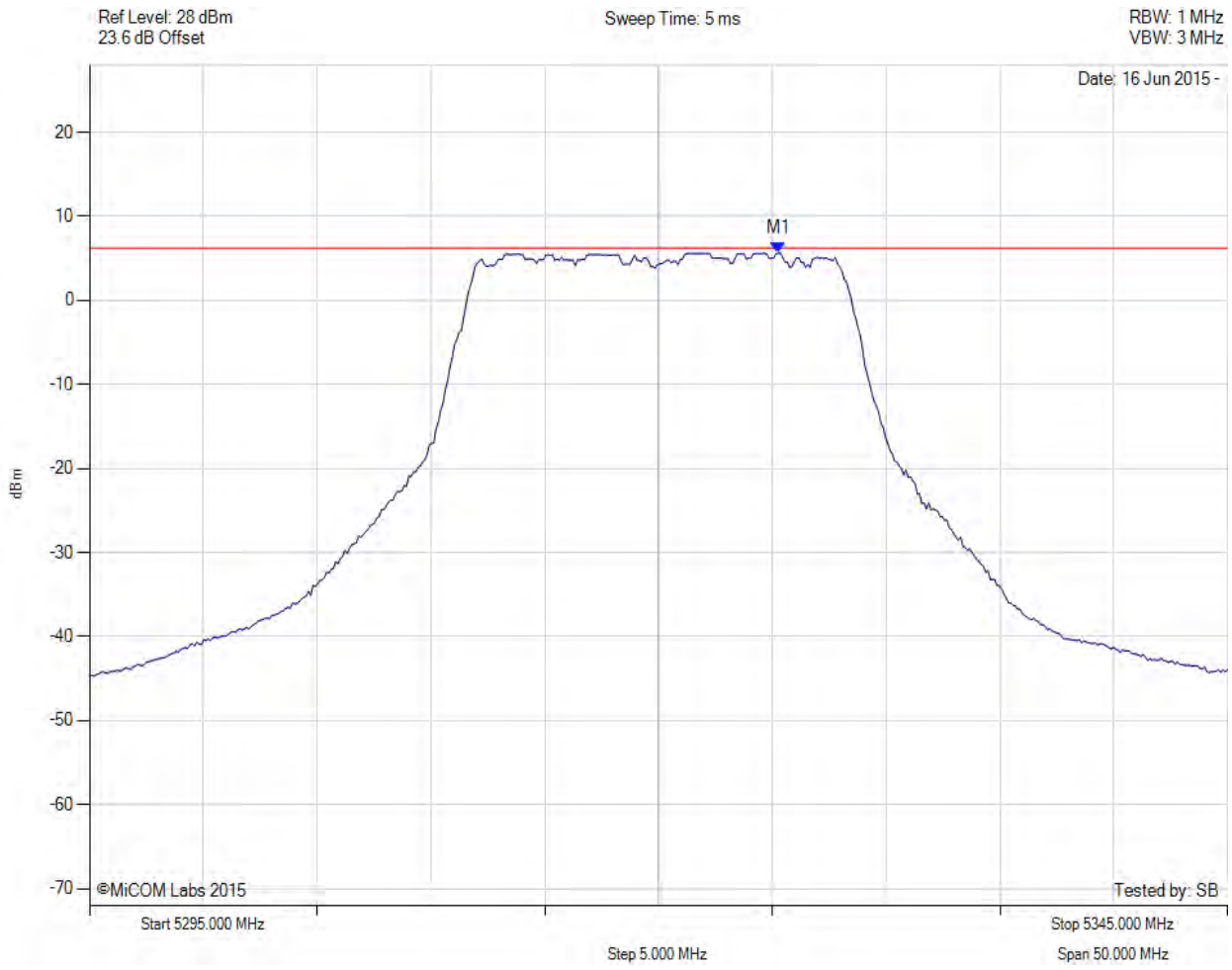

Analyser Setup	Marker:Frequency:Amplitude	Test Results
Detector = RMS Sweep Count = 100 RF Atten (dB) = 20 Trace Mode = VIEW	M1 : 5325.261 MHz : 5.637 dBm	Limit: ≤ 6.230 dBm

back to matrix

POWER SPECTRAL DENSITY

Variant: 802.11a, Channel: 5320.00 MHz, Chain c, Temp: Ambient, Voltage: 0.8 Vdc

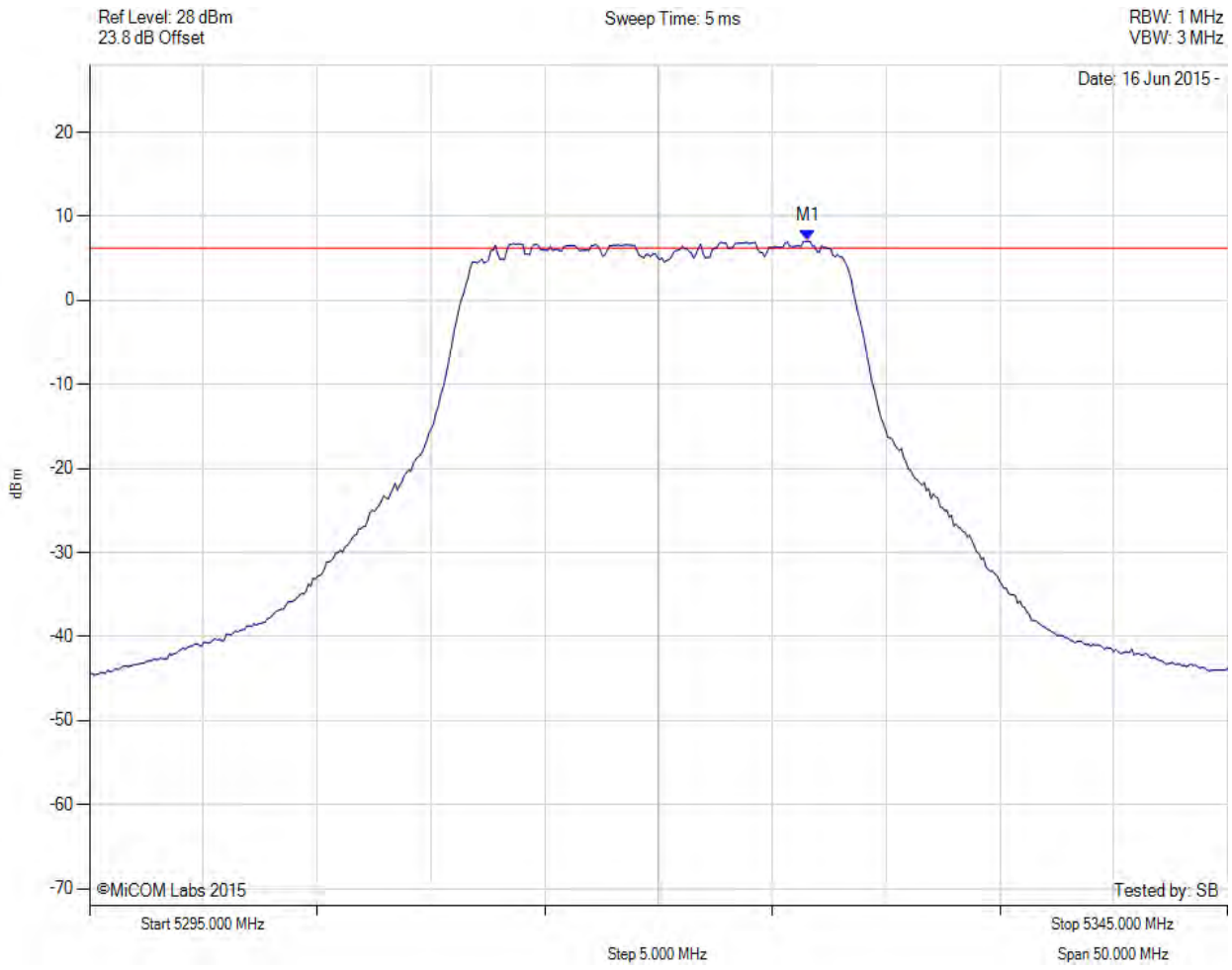

Analyser Setup	Marker:Frequency:Amplitude	Test Results
Detector = RMS Sweep Count = 100 RF Atten (dB) = 20 Trace Mode = VIEW	M1 : 5326.563 MHz : 7.061 dBm	Limit: ≤ 6.230 dBm

back to matrix

POWER SPECTRAL DENSITY

Variant: 802.11a, Channel: 5320.00 MHz, SUM, Temp: Ambient, Voltage: 0.8 Vdc

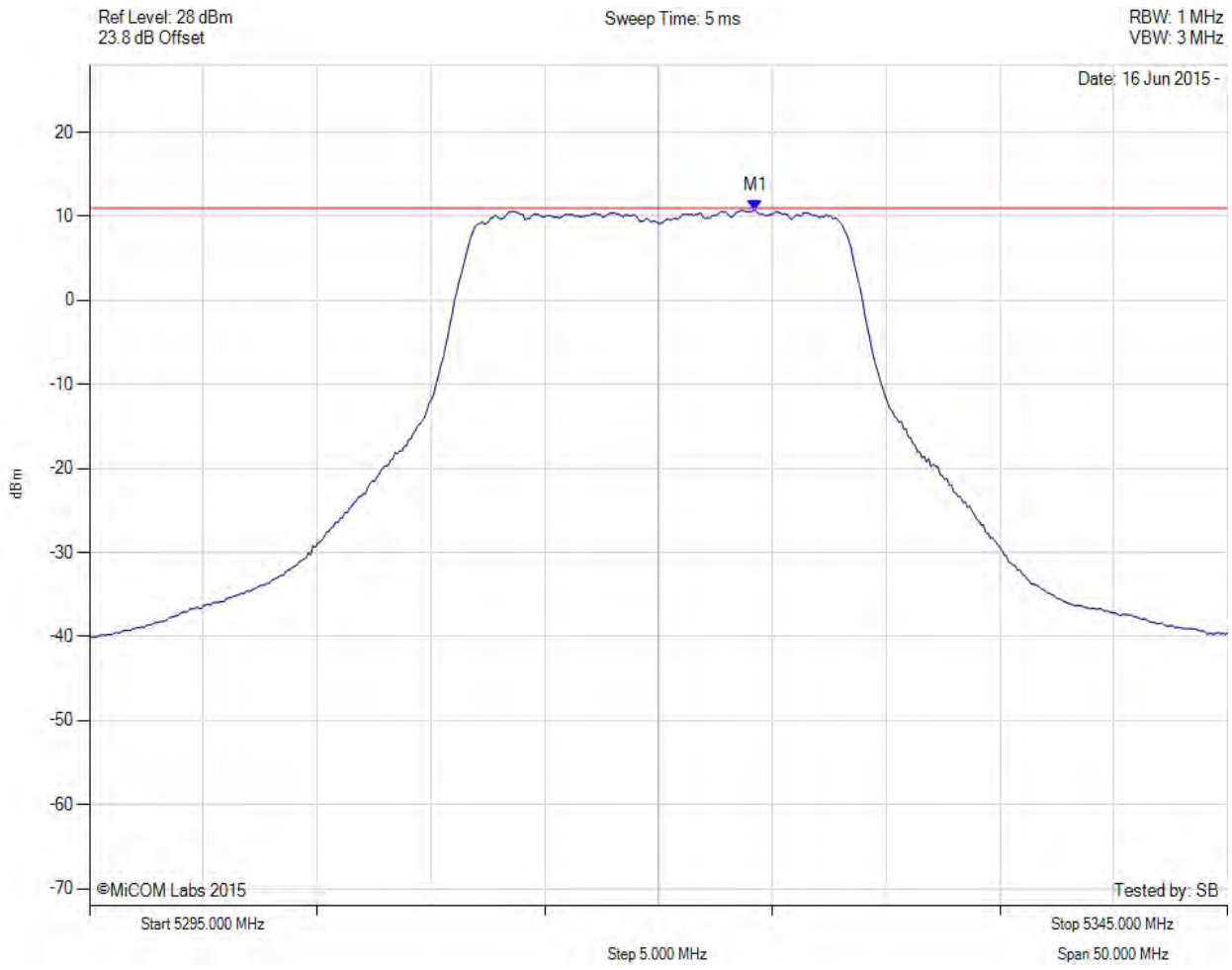

Analyser Setup	Marker:Frequency:Amplitude	Test Results
Detector = RMS Sweep Count = 100 RF Atten (dB) = 20 Trace Mode = VIEW	M1 : 5324.300 MHz : 10.743 dBm M1 + DCCF : 5324.300 MHz : 10.787 dBm Duty Cycle Correction Factor : +0.04 dB	Limit: ≤ 11.0 dBm Margin: -0.2 dB

back to matrix

POWER SPECTRAL DENSITY

Variant: 802.11ac-80, Channel: 5290.00 MHz, Chain a, Temp: Ambient, Voltage: 0.8 Vdc

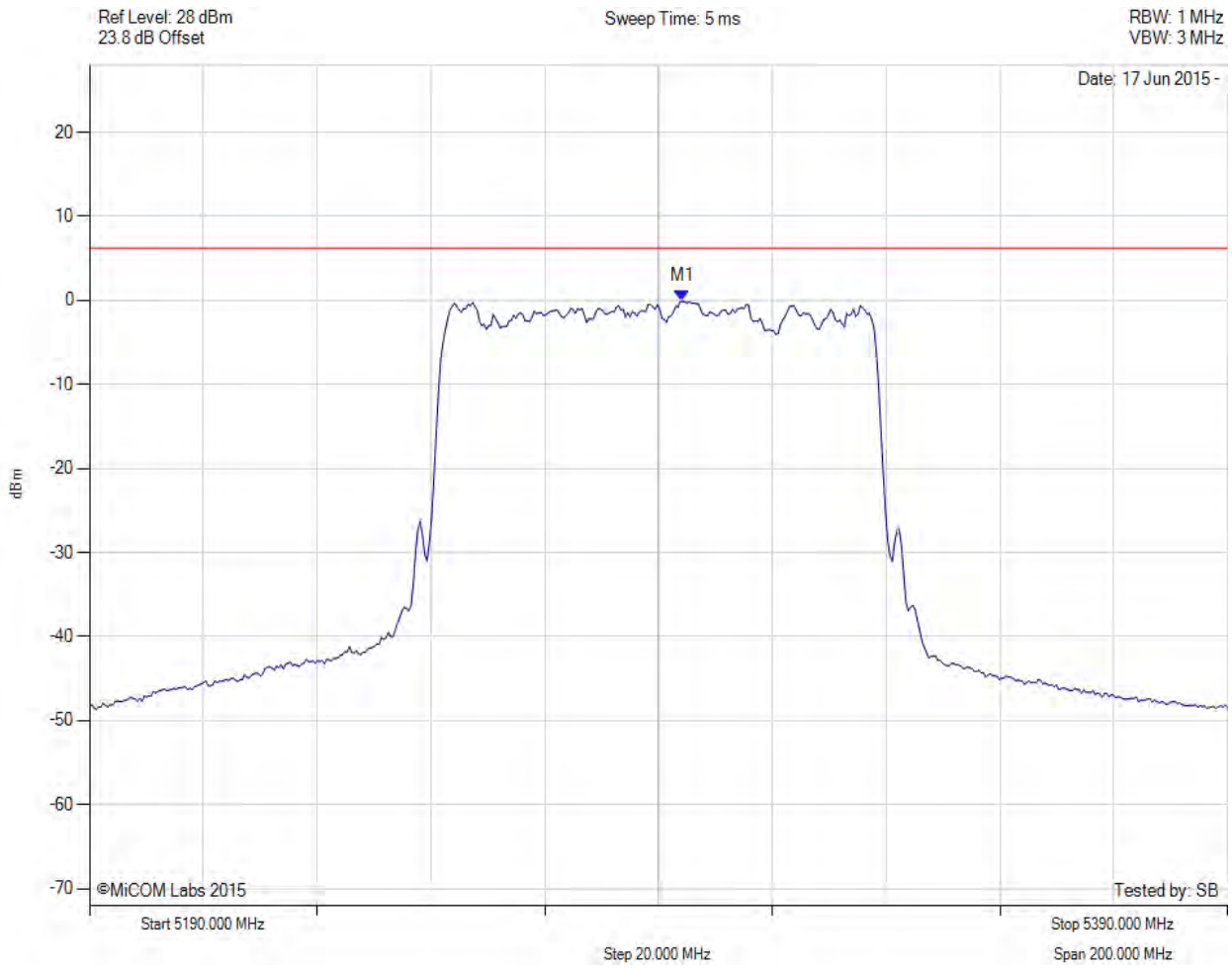

Analyser Setup	Marker:Frequency:Amplitude	Test Results
Detector = RMS Sweep Count = 100 RF Atten (dB) = 20 Trace Mode = VIEW	M1 : 5294.208 MHz : -0.107 dBm	Limit: ≤ 6.230 dBm

back to matrix

This test report may be reproduced in full only. The document may only be updated by MiCOM Labs personnel. All changes will be noted in the Document History section of the report.

POWER SPECTRAL DENSITY

Variant: 802.11ac-80, Channel: 5290.00 MHz, Chain b, Temp: Ambient, Voltage: 0.8 Vdc

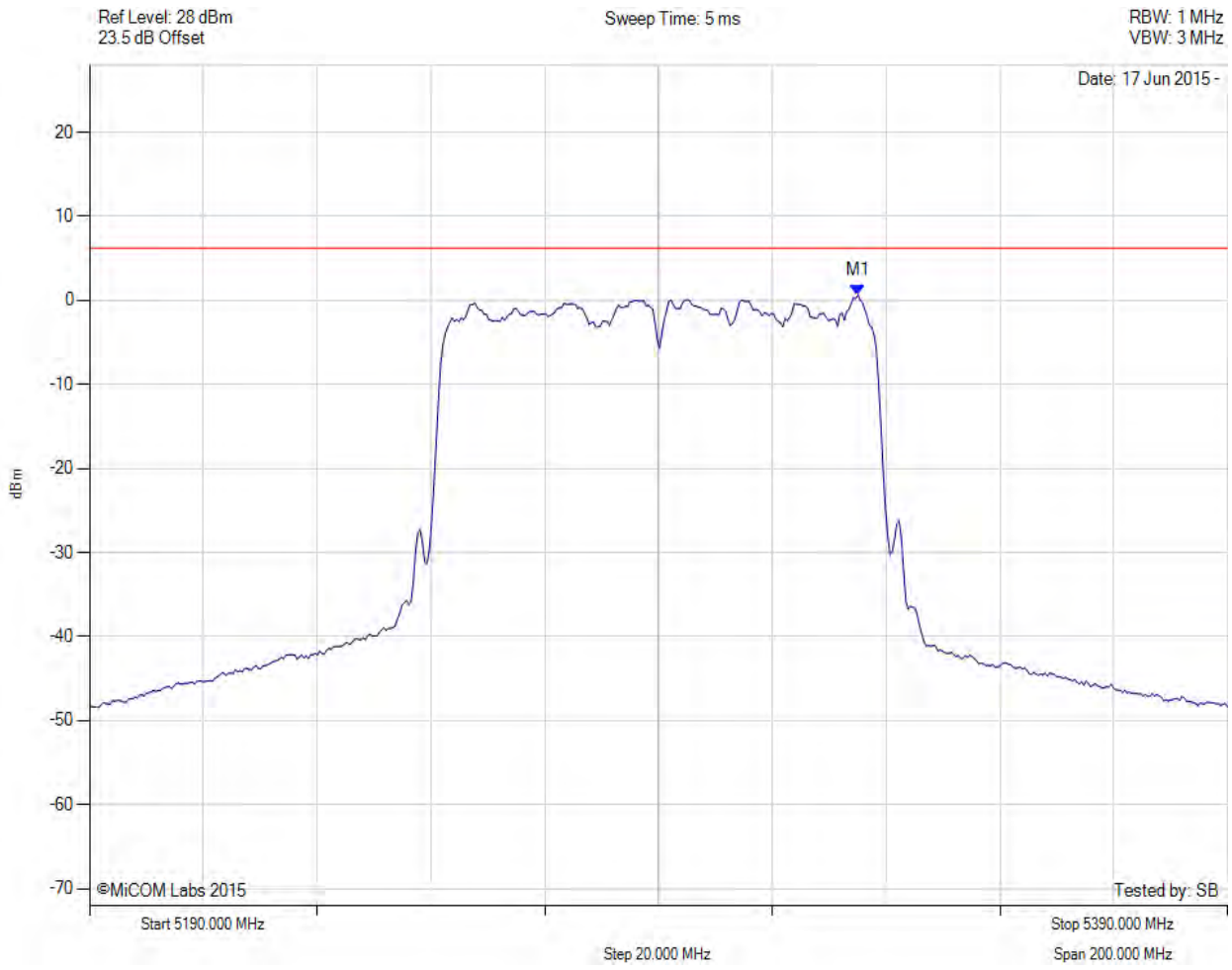

Analyser Setup	Marker:Frequency:Amplitude	Test Results
Detector = RMS Sweep Count = 100 RF Atten (dB) = 20 Trace Mode = VIEW	M1 : 5325.070 MHz : 0.672 dBm	Limit: ≤ 6.230 dBm

back to matrix

POWER SPECTRAL DENSITY

Variant: 802.11ac-80, Channel: 5290.00 MHz, Chain c, Temp: Ambient, Voltage: 0.8 Vdc

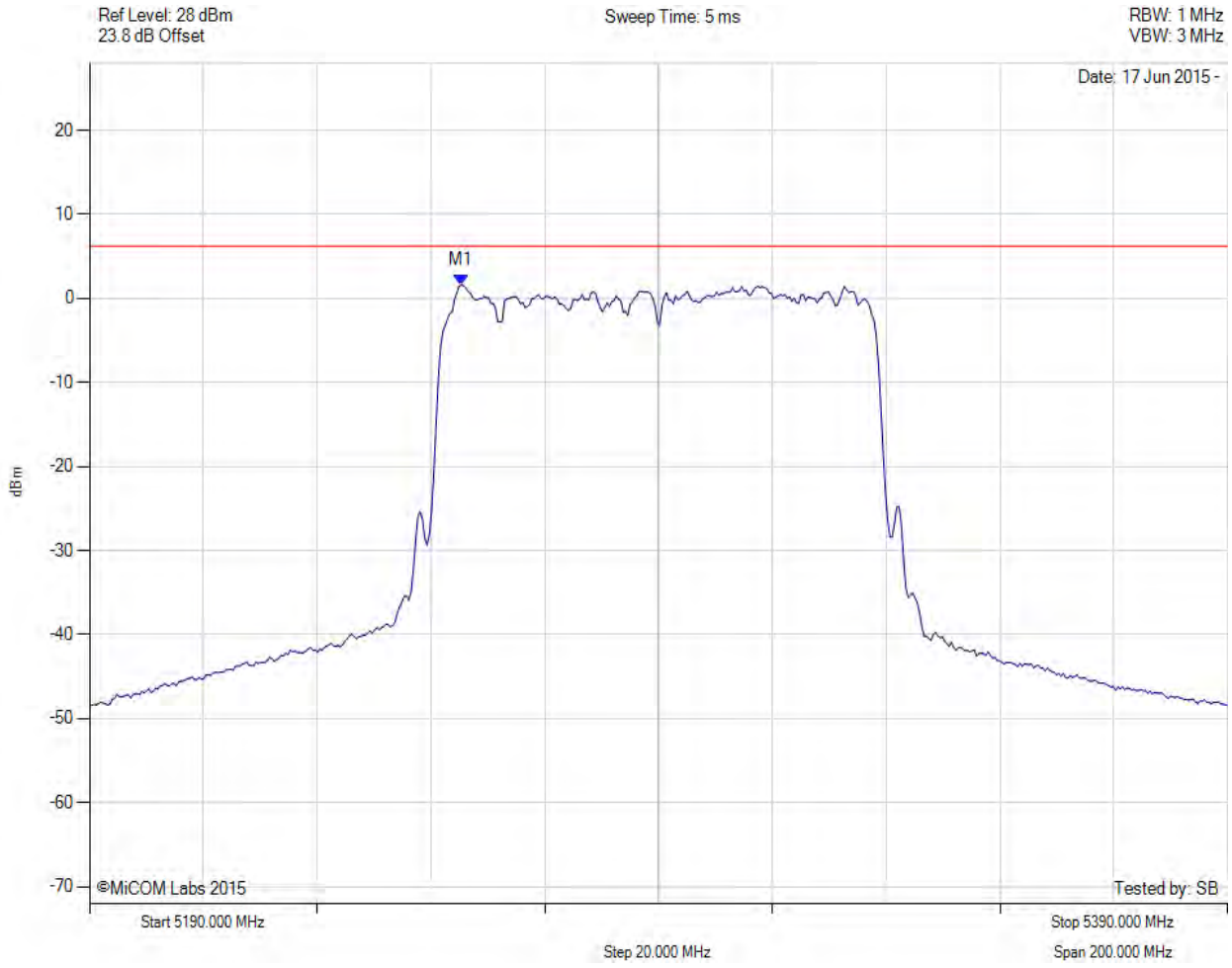

Analyser Setup	Marker:Frequency:Amplitude	Test Results
Detector = RMS Sweep Count = 100 RF Atten (dB) = 20 Trace Mode = VIEW	M1 : 5255.331 MHz : 1.613 dBm	Limit: ≤ 6.230 dBm

back to matrix

POWER SPECTRAL DENSITY

Variant: 802.11ac-80, Channel: 5290.00 MHz, SUM, Temp: Ambient, Voltage: 0.8 Vdc

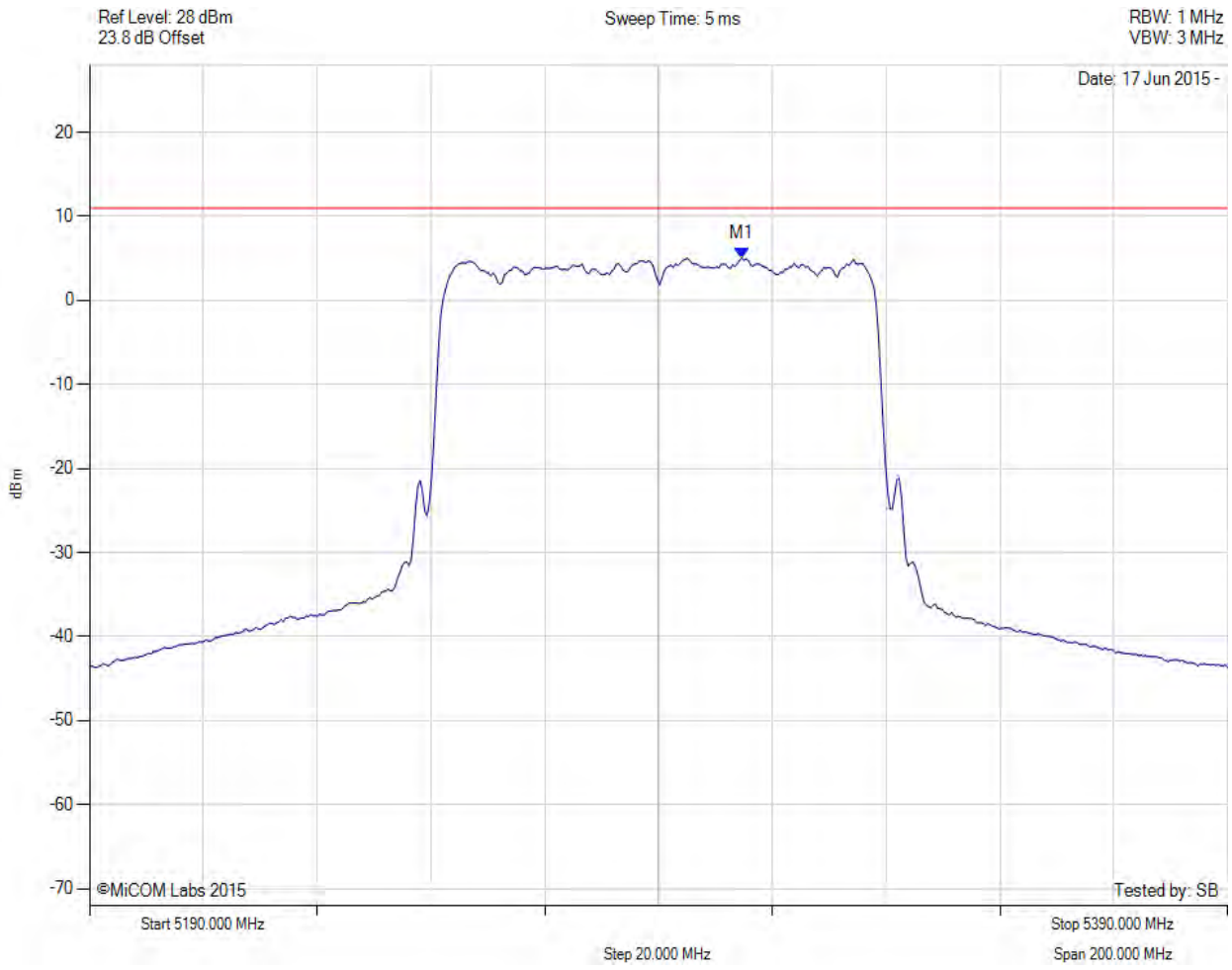

Analyser Setup	Marker:Frequency:Amplitude	Test Results
Detector = RMS Sweep Count = 100 RF Atten (dB) = 20 Trace Mode = VIEW	M1 : 5304.600 MHz : 5.061 dBm M1 + DCCF : 5304.600 MHz : 5.158 dBm Duty Cycle Correction Factor : +0.09 dB	Limit: ≤ 11.0 dBm Margin: -5.8 dB

back to matrix

POWER SPECTRAL DENSITY

Variant: 802.11n HT-20, Channel: 5260.00 MHz, Chain a, Temp: Ambient, Voltage: 0.8 Vdc

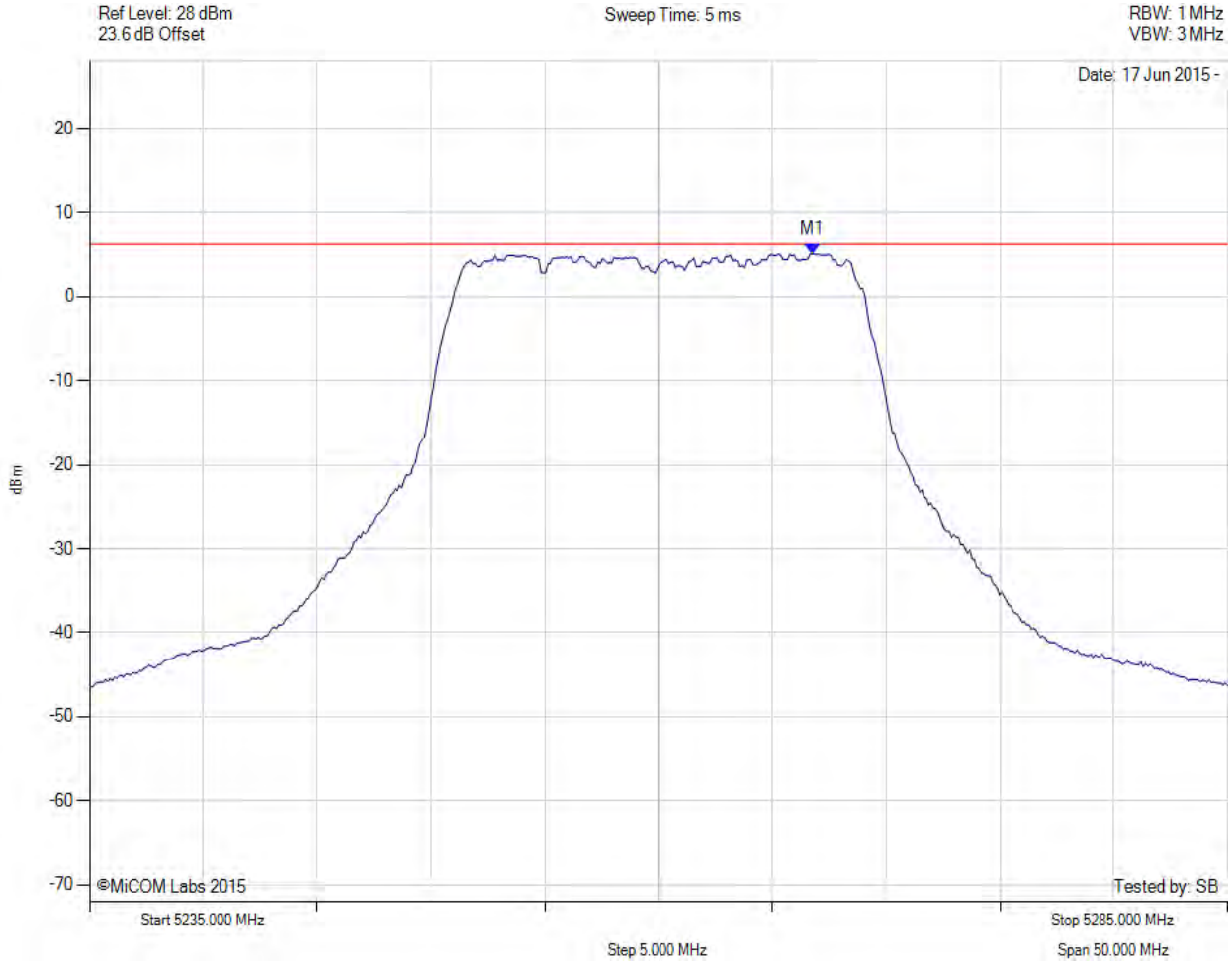

Analyser Setup	Marker:Frequency:Amplitude	Test Results
Detector = RMS Sweep Count = 100 RF Atten (dB) = 20 Trace Mode = VIEW	M1 : 5266.764 MHz : 5.063 dBm	Limit: ≤ 6.230 dBm

back to matrix

This test report may be reproduced in full only. The document may only be updated by MiCOM Labs personnel. All changes will be noted in the Document History section of the report.

POWER SPECTRAL DENSITY

Variant: 802.11n HT-20, Channel: 5260.00 MHz, Chain b, Temp: Ambient, Voltage: 0.8 Vdc

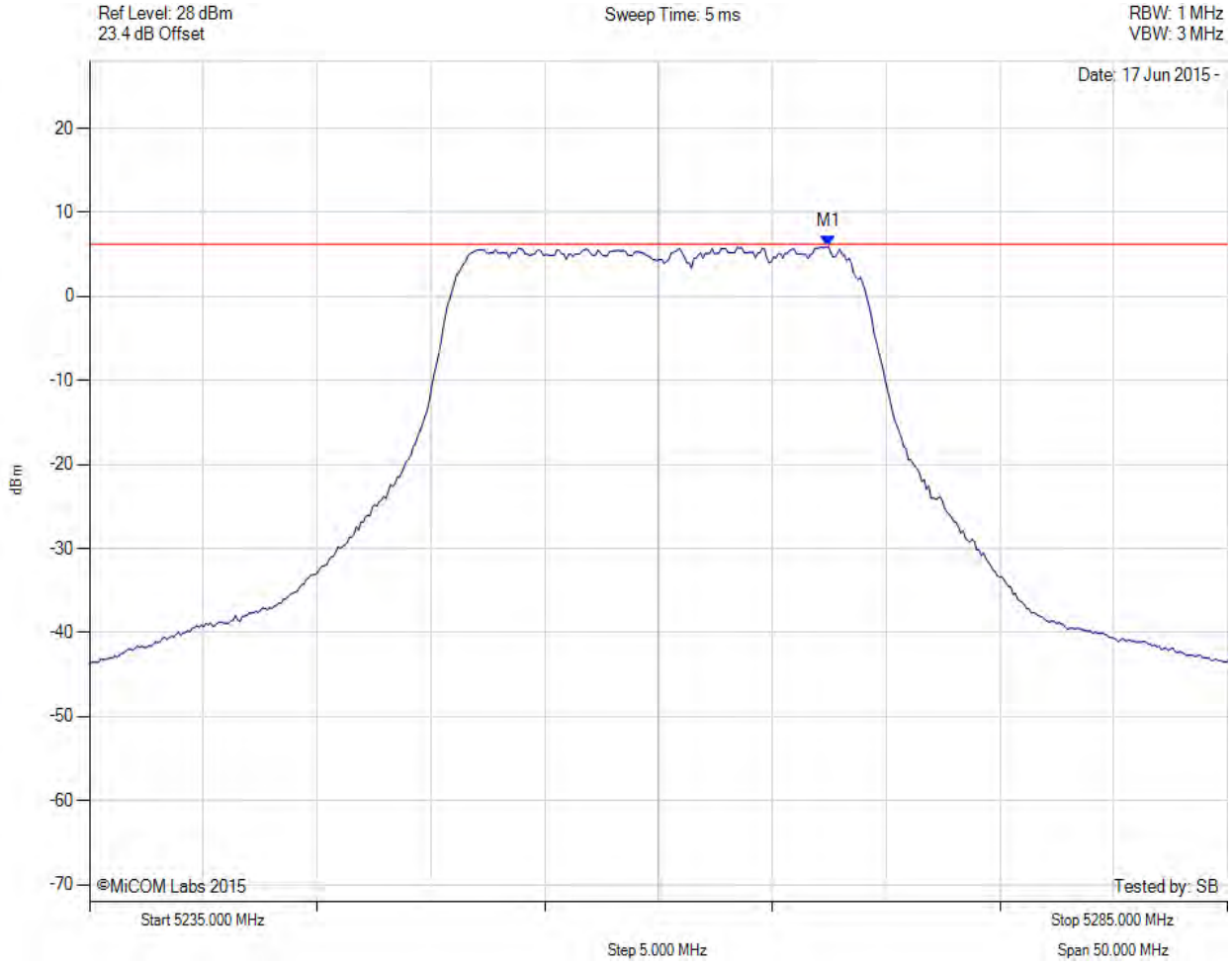

Analyser Setup	Marker:Frequency:Amplitude	Test Results
Detector = RMS Sweep Count = 100 RF Atten (dB) = 20 Trace Mode = VIEW	M1 : 5267.465 MHz : 5.950 dBm	Limit: ≤ 6.230 dBm

back to matrix

POWER SPECTRAL DENSITY

Variant: 802.11n HT-20, Channel: 5260.00 MHz, Chain c, Temp: Ambient, Voltage: 0.8 Vdc

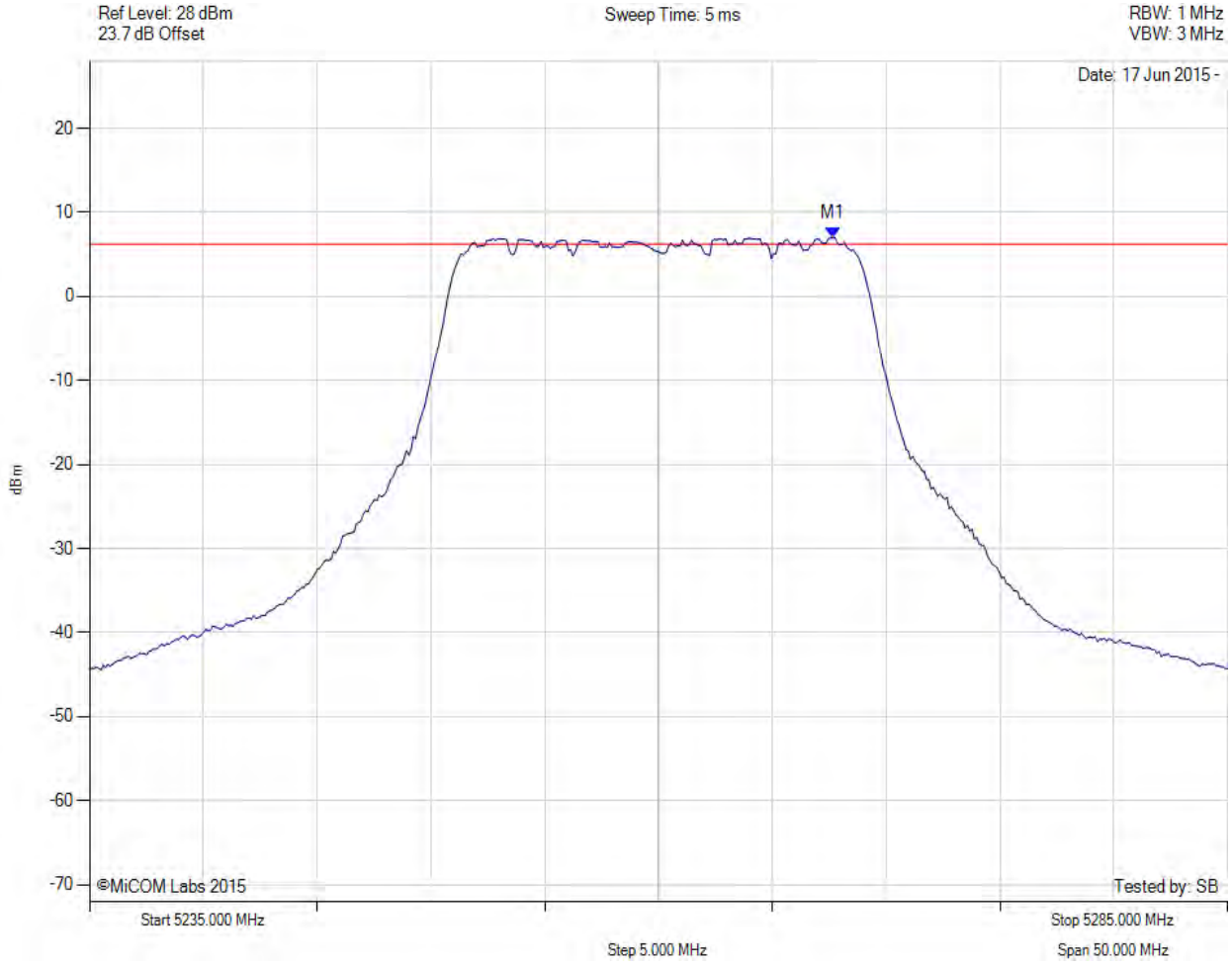

Analyser Setup	Marker:Frequency:Amplitude	Test Results
Detector = RMS Sweep Count = 100 RF Atten (dB) = 20 Trace Mode = VIEW	M1 : 5267.665 MHz : 6.974 dBm	Limit: ≤ 6.230 dBm

back to matrix

POWER SPECTRAL DENSITY

Variant: 802.11n HT-20, Channel: 5260.00 MHz, SUM, Temp: Ambient, Voltage: 0.8 Vdc

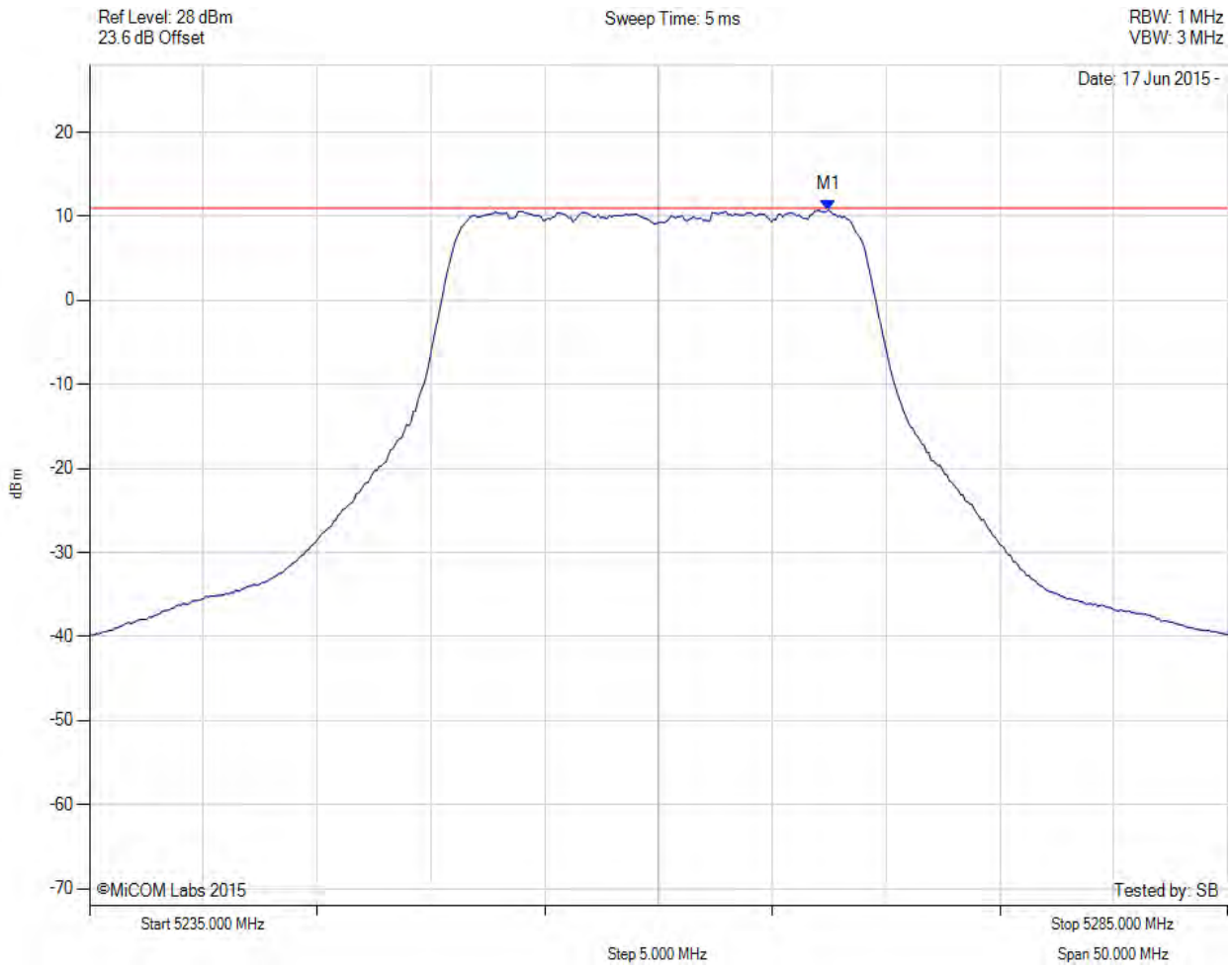

Analyser Setup	Marker:Frequency:Amplitude	Test Results
Detector = RMS Sweep Count = 100 RF Atten (dB) = 20 Trace Mode = VIEW	M1 : 5267.500 MHz : 10.796 dBm M1 + DCCF : 5267.500 MHz : 10.840 dBm Duty Cycle Correction Factor : +0.04 dB	Limit: ≤ 11.0 dBm Margin: -0.1 dB

back to matrix

POWER SPECTRAL DENSITY

Variant: 802.11n HT-20, Channel: 5300.00 MHz, Chain a, Temp: Ambient, Voltage: 0.8 Vdc

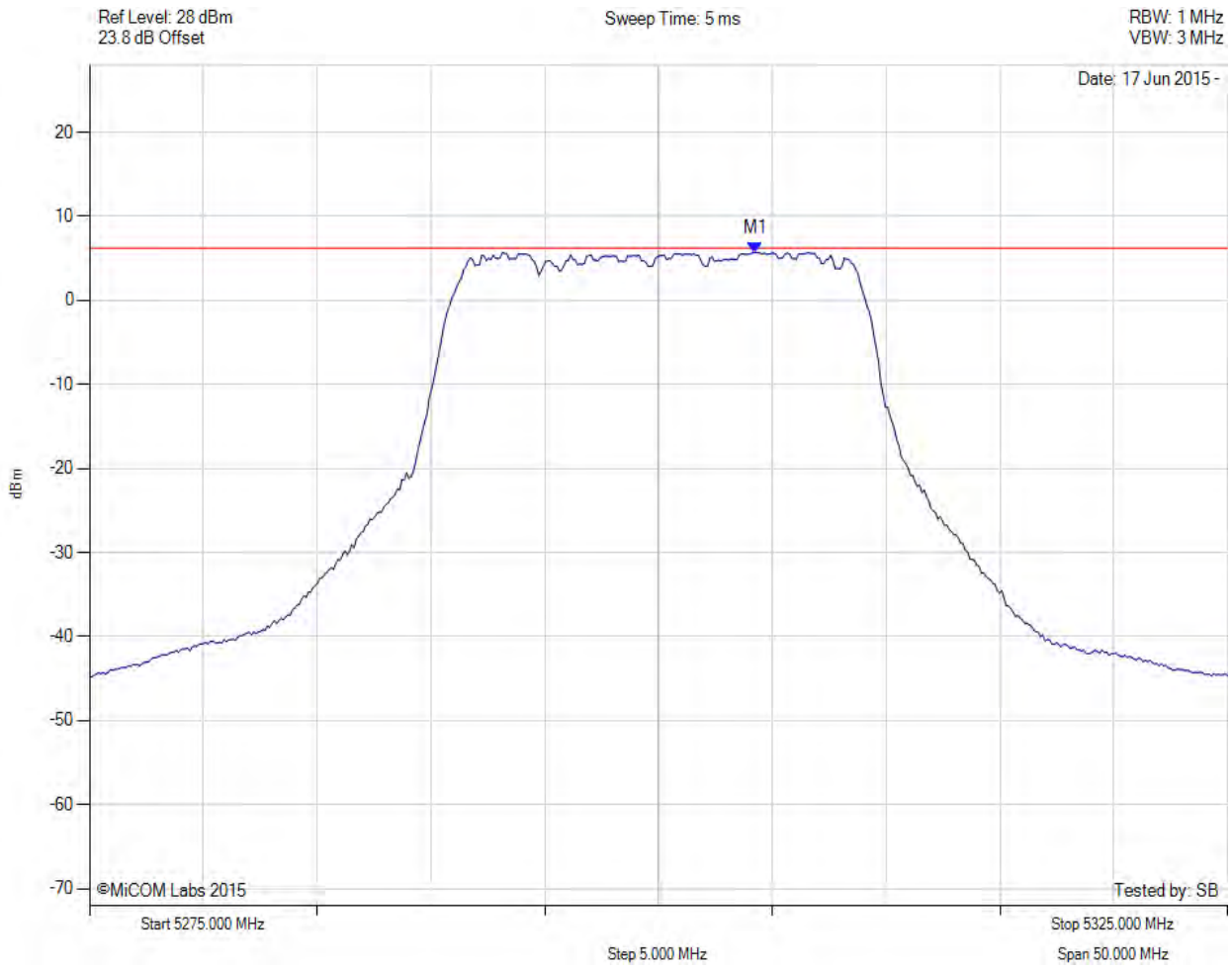

Analyser Setup	Marker:Frequency:Amplitude	Test Results
Detector = RMS Sweep Count = 100 RF Atten (dB) = 20 Trace Mode = VIEW	M1 : 5304.259 MHz : 5.712 dBm	Limit: ≤ 6.230 dBm

back to matrix

POWER SPECTRAL DENSITY

Variant: 802.11n HT-20, Channel: 5300.00 MHz, Chain b, Temp: Ambient, Voltage: 0.8 Vdc

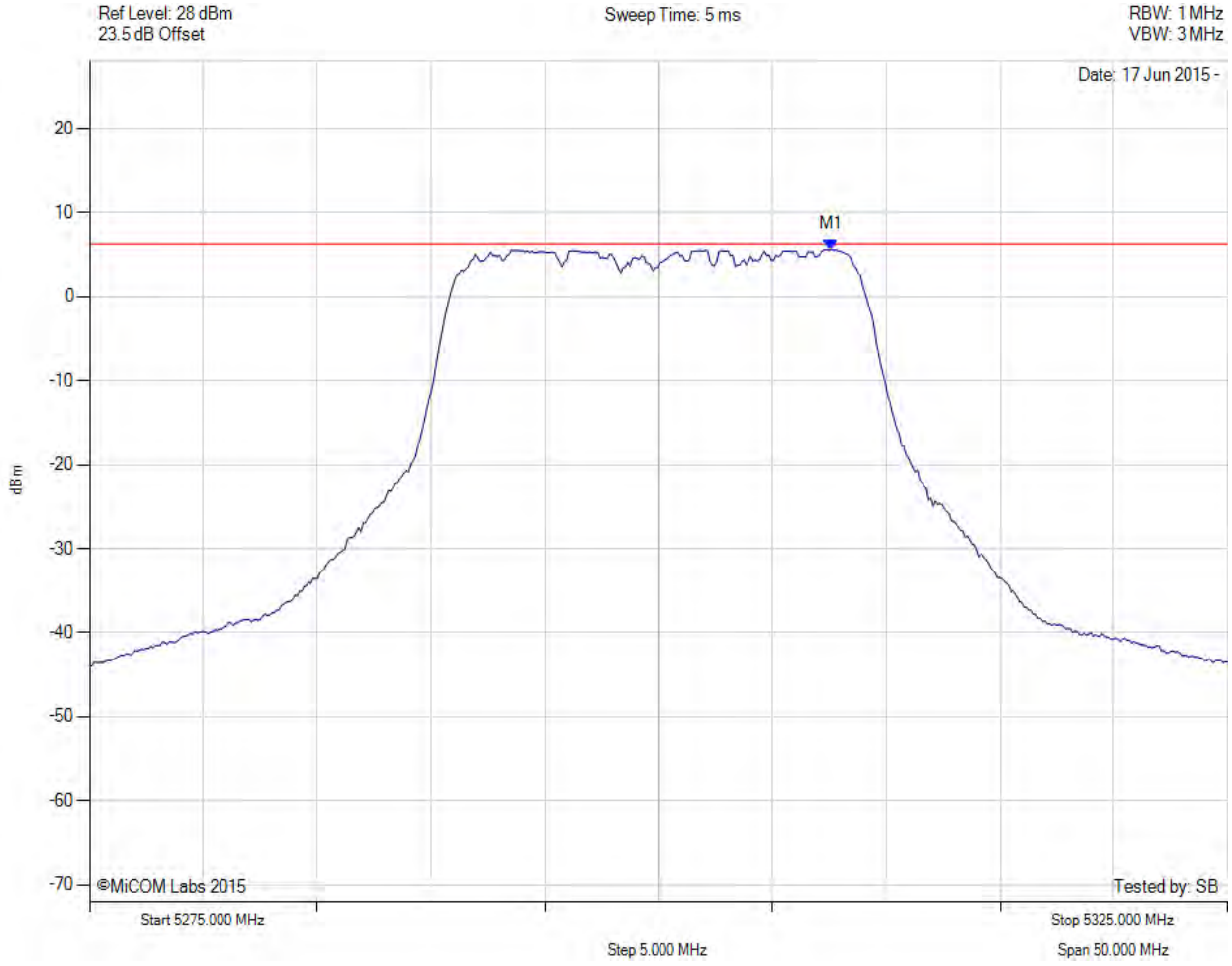

Analyser Setup	Marker:Frequency:Amplitude	Test Results
Detector = RMS Sweep Count = 100 RF Atten (dB) = 20 Trace Mode = VIEW	M1 : 5307.565 MHz : 5.591 dBm	Channel Frequency: 5300.00 MHz

back to matrix

POWER SPECTRAL DENSITY

Variant: 802.11n HT-20, Channel: 5300.00 MHz, Chain c, Temp: Ambient, Voltage: 0.8 Vdc

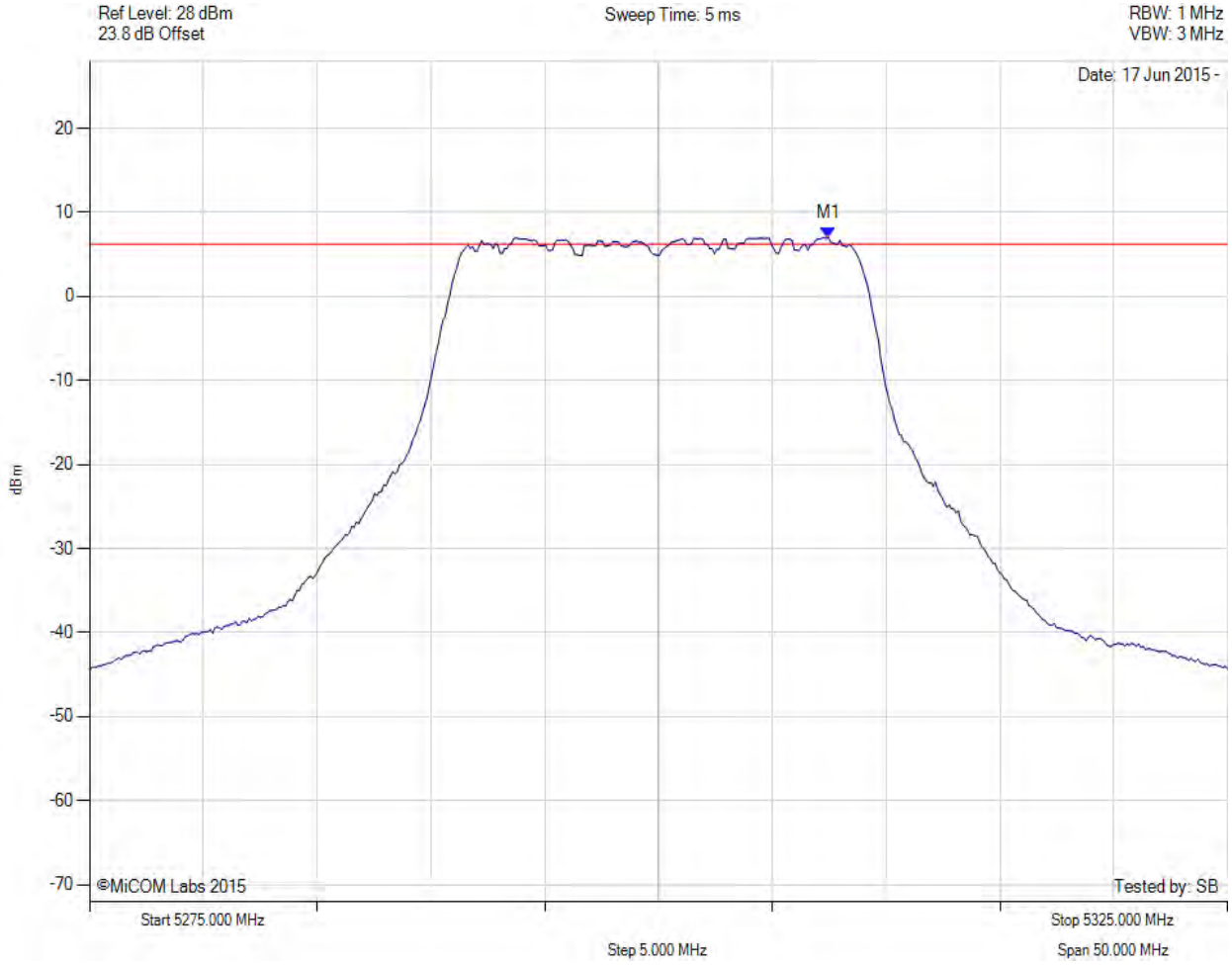

Analyser Setup	Marker:Frequency:Amplitude	Test Results
Detector = RMS Sweep Count = 100 RF Atten (dB) = 20 Trace Mode = VIEW	M1 : 5307.465 MHz : 7.002 dBm	Limit: ≤ 6.230 dBm

back to matrix

This test report may be reproduced in full only. The document may only be updated by MiCOM Labs personnel. All changes will be noted in the Document History section of the report.

POWER SPECTRAL DENSITY

Variant: 802.11n HT-20, Channel: 5300.00 MHz, SUM, Temp: Ambient, Voltage: 0.8 Vdc

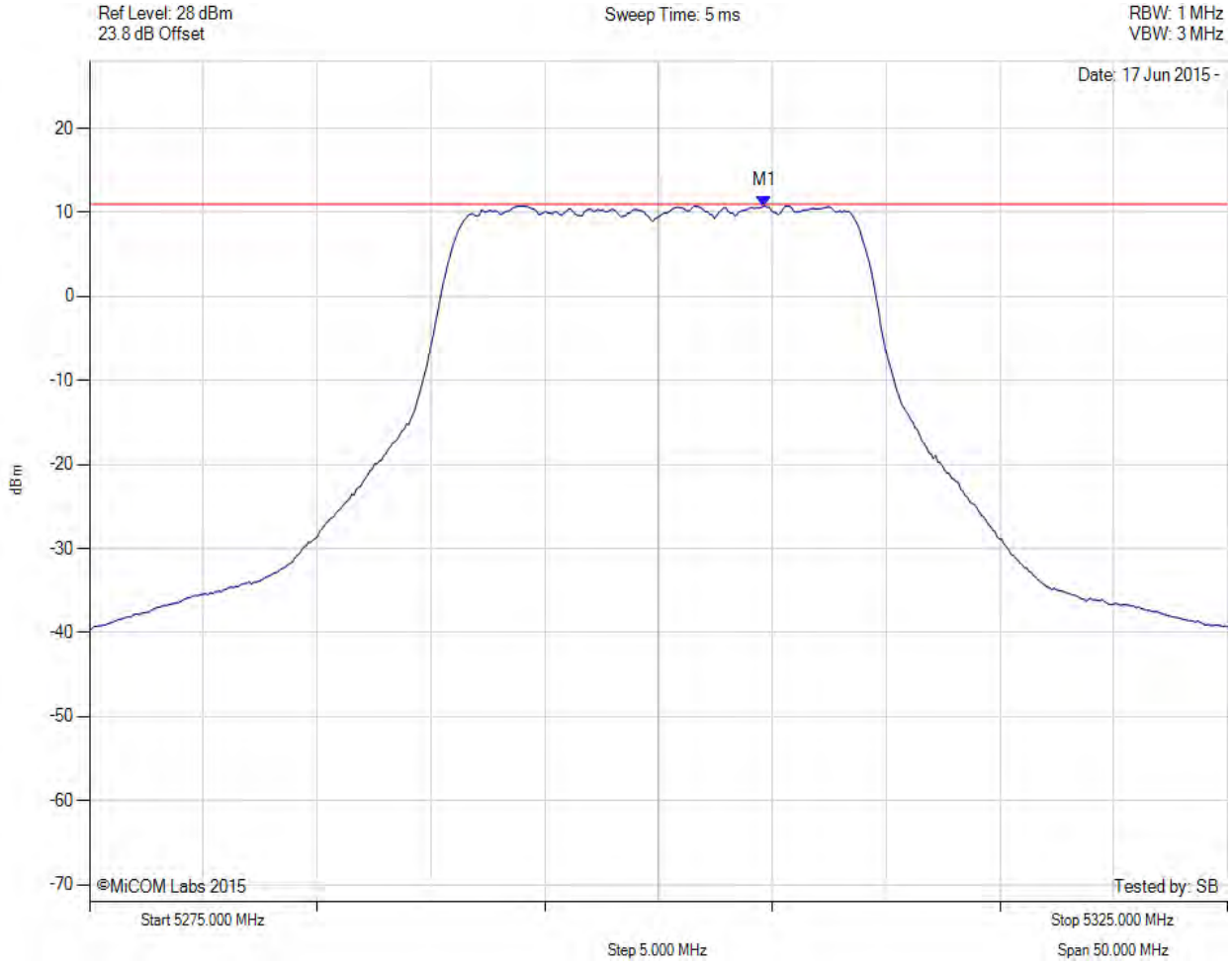

Analyser Setup	Marker:Frequency:Amplitude	Test Results
Detector = RMS Sweep Count = 100 RF Atten (dB) = 20 Trace Mode = VIEW	M1 : 5304.700 MHz : 10.790 dBm M1 + DCCF : 5304.700 MHz : 10.834 dBm Duty Cycle Correction Factor : +0.04 dB	Limit: ≤ 11.0 dBm Margin: -0.1 dB

back to matrix

POWER SPECTRAL DENSITY

Variant: 802.11n HT-20, Channel: 5320.00 MHz, Chain a, Temp: Ambient, Voltage: 0.8 Vdc

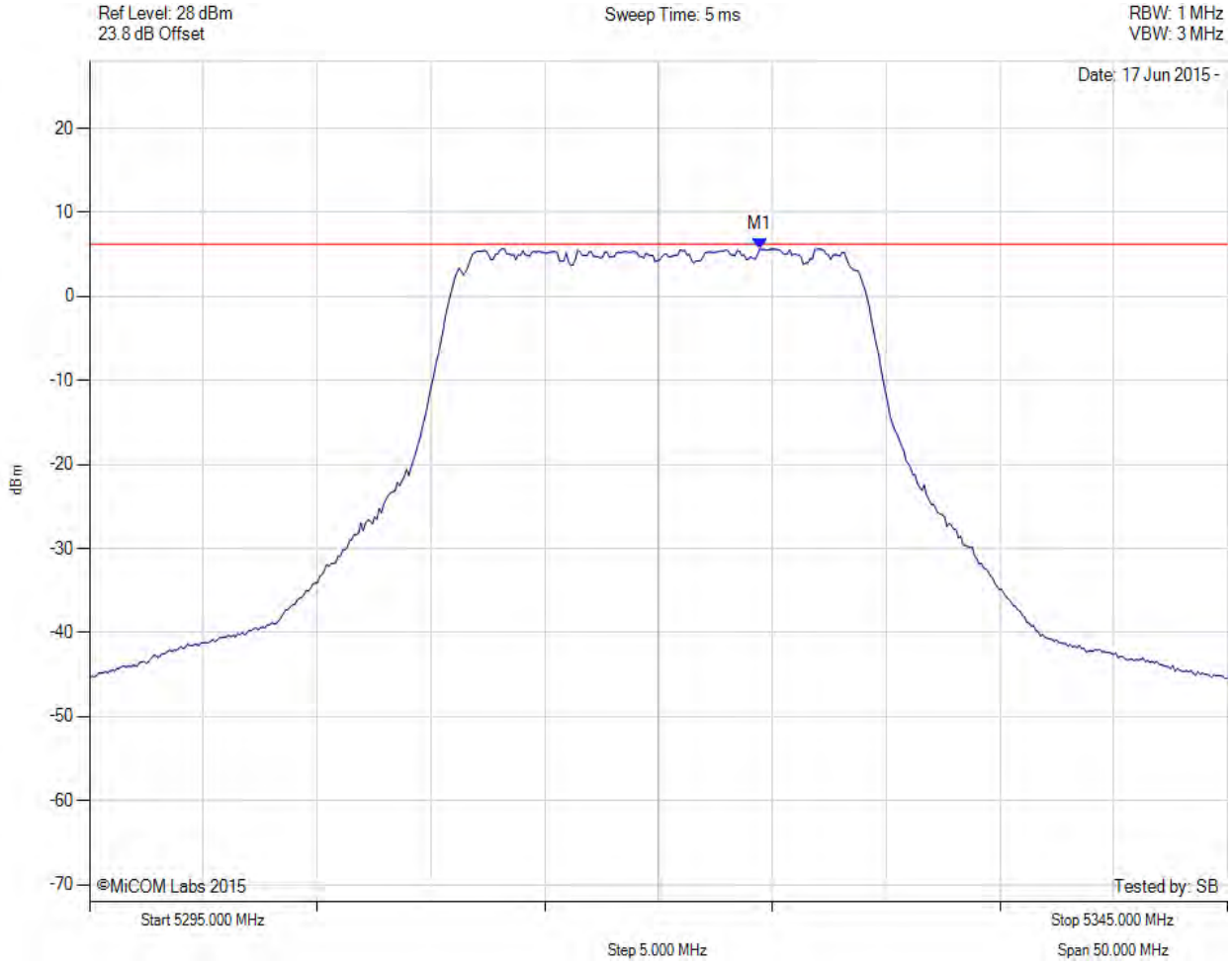

Analyser Setup	Marker:Frequency:Amplitude	Test Results
Detector = RMS Sweep Count = 100 RF Atten (dB) = 20 Trace Mode = VIEW	M1 : 5324.459 MHz : 5.681 dBm	Limit: ≤ 6.230 dBm

back to matrix

POWER SPECTRAL DENSITY

Variant: 802.11n HT-20, Channel: 5320.00 MHz, Chain b, Temp: Ambient, Voltage: 0.8 Vdc

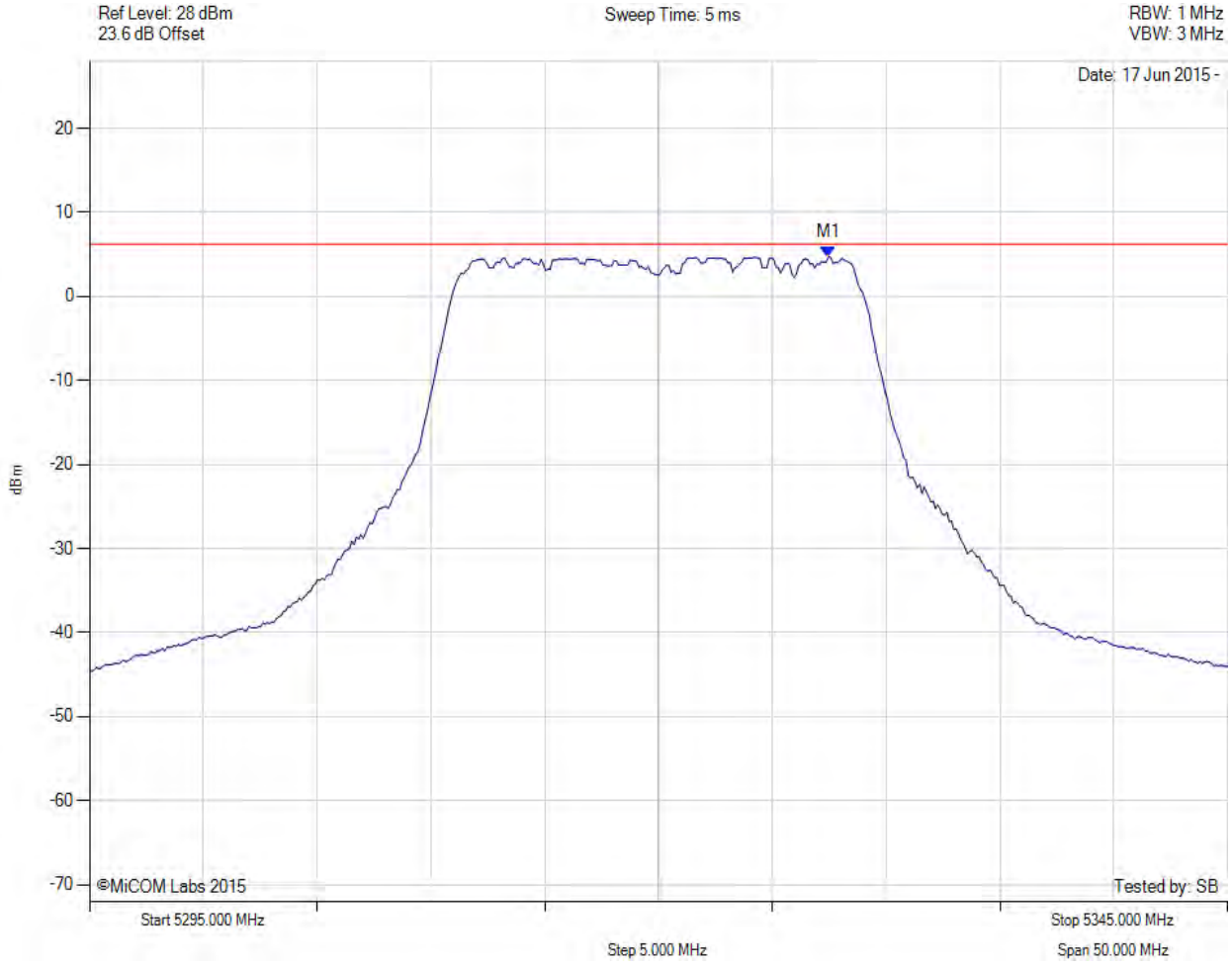

Analyser Setup	Marker:Frequency:Amplitude	Test Results
Detector = RMS Sweep Count = 100 RF Atten (dB) = 20 Trace Mode = VIEW	M1 : 5327.465 MHz : 4.726 dBm	Limit: ≤ 6.230 dBm

back to matrix

POWER SPECTRAL DENSITY

Variant: 802.11n HT-20, Channel: 5320.00 MHz, Chain c, Temp: Ambient, Voltage: 0.8 Vdc

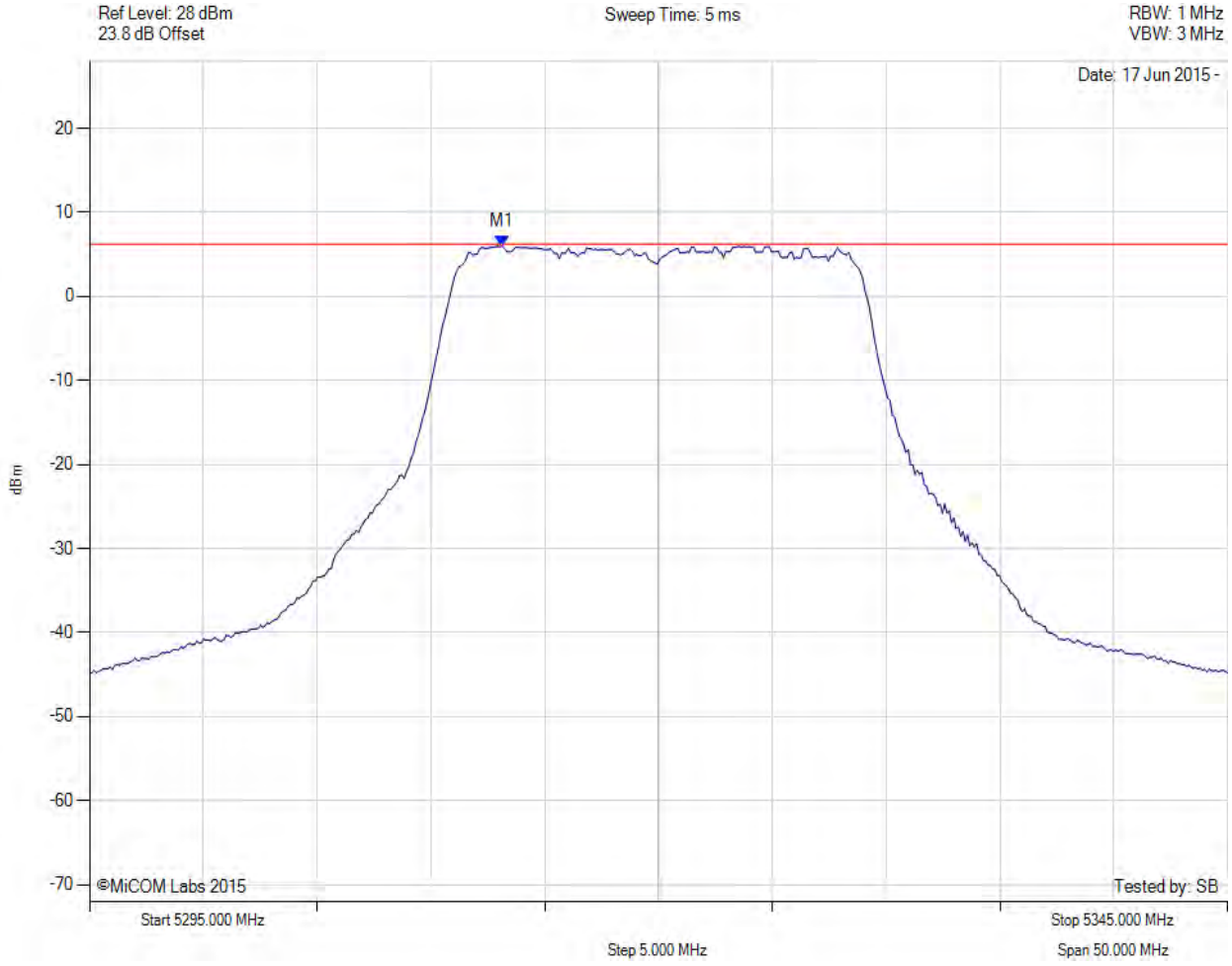

Analyser Setup	Marker:Frequency:Amplitude	Test Results
Detector = RMS Sweep Count = 100 RF Atten (dB) = 20 Trace Mode = VIEW	M1 : 5313.136 MHz : 5.988 dBm	Limit: ≤ 6.230 dBm

back to matrix

POWER SPECTRAL DENSITY

Variant: 802.11n HT-20, Channel: 5320.00 MHz, SUM, Temp: Ambient, Voltage: 0.8 Vdc

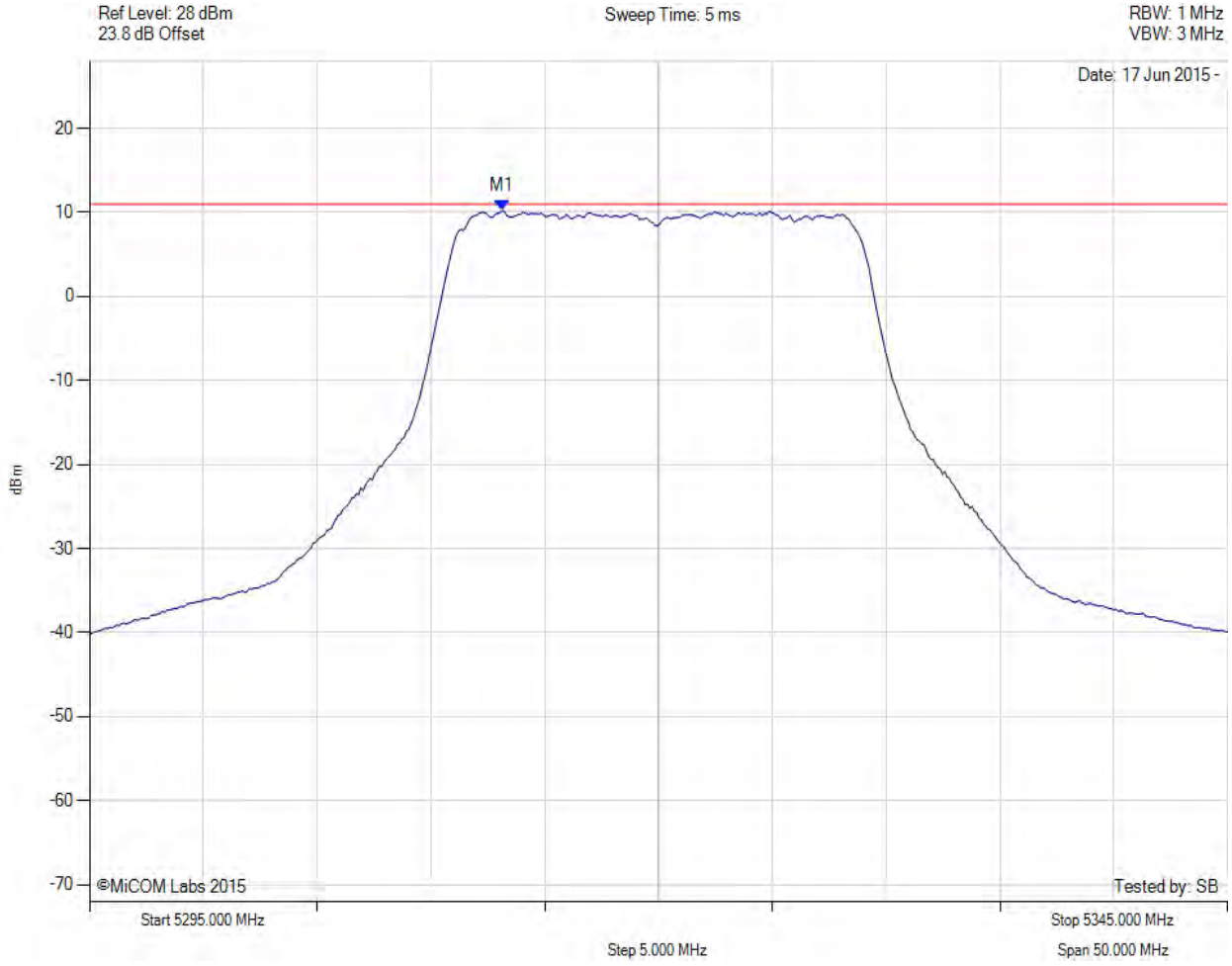

Analyser Setup	Marker:Frequency:Amplitude	Test Results
Detector = RMS Sweep Count = 100 RF Atten (dB) = 20 Trace Mode = VIEW	M1 : 5313.100 MHz : 10.204 dBm M1 + DCCF : 5313.100 MHz : 10.248 dBm Duty Cycle Correction Factor : +0.04 dB	Limit: ≤ 11.0 dBm Margin: -0.7 dB

back to matrix

POWER SPECTRAL DENSITY

Variant: 802.11n HT-40, Channel: 5270.00 MHz, Chain a, Temp: Ambient, Voltage: 0.8 Vdc

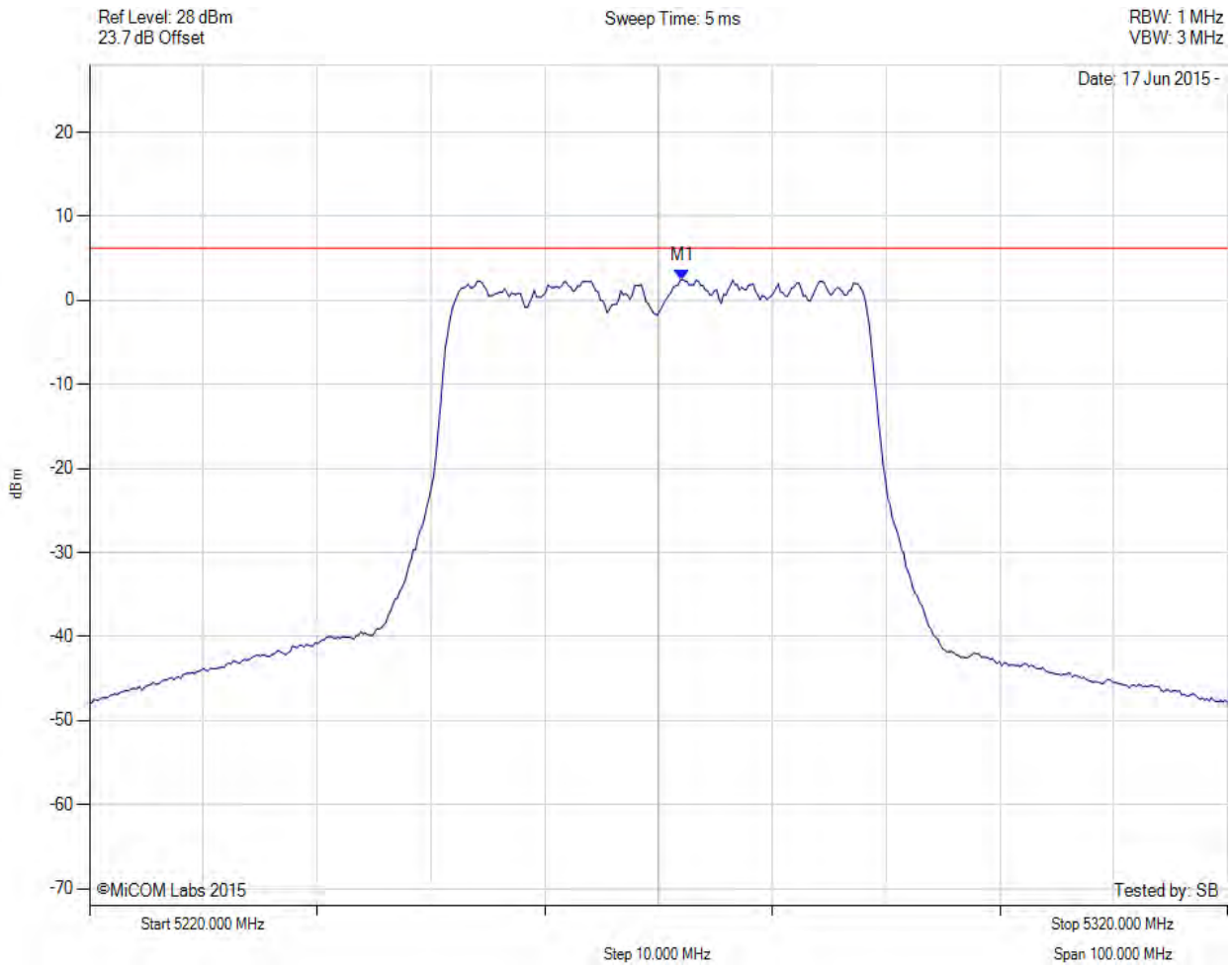

Analyser Setup	Marker:Frequency:Amplitude	Test Results
Detector = RMS Sweep Count = 100 RF Atten (dB) = 20 Trace Mode = VIEW	M1 : 5272.104 MHz : 2.474 dBm	Limit: ≤ 6.230 dBm

back to matrix

POWER SPECTRAL DENSITY

Variant: 802.11n HT-40, Channel: 5270.00 MHz, Chain b, Temp: Ambient, Voltage: 0.8 Vdc

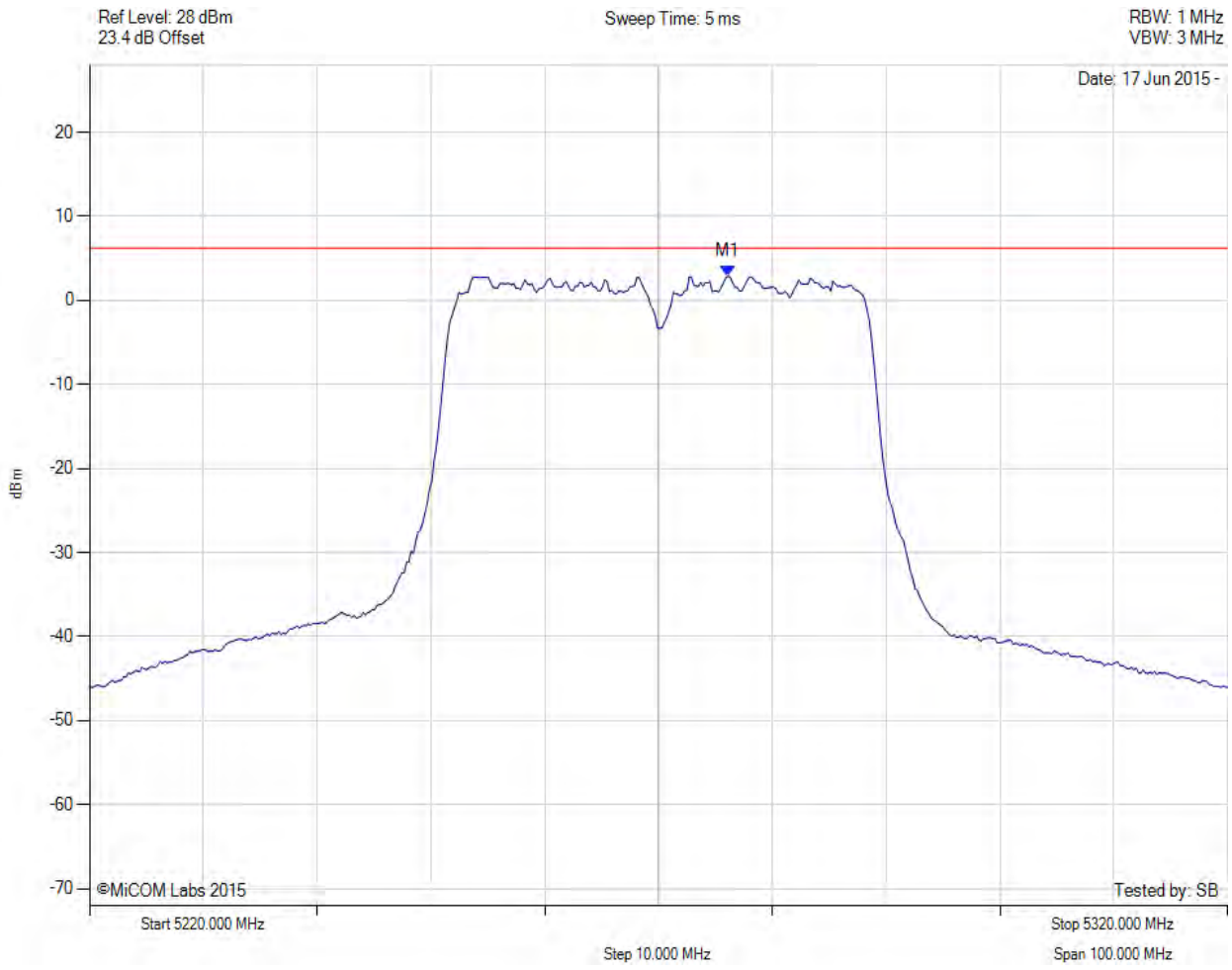

Analyser Setup	Marker:Frequency:Amplitude	Test Results
Detector = RMS Sweep Count = 100 RF Atten (dB) = 20 Trace Mode = VIEW	M1 : 5276.112 MHz : 2.880 dBm	Limit: ≤ 6.230 dBm

back to matrix

POWER SPECTRAL DENSITY

Variant: 802.11n HT-40, Channel: 5270.00 MHz, Chain c, Temp: Ambient, Voltage: 0.8 Vdc

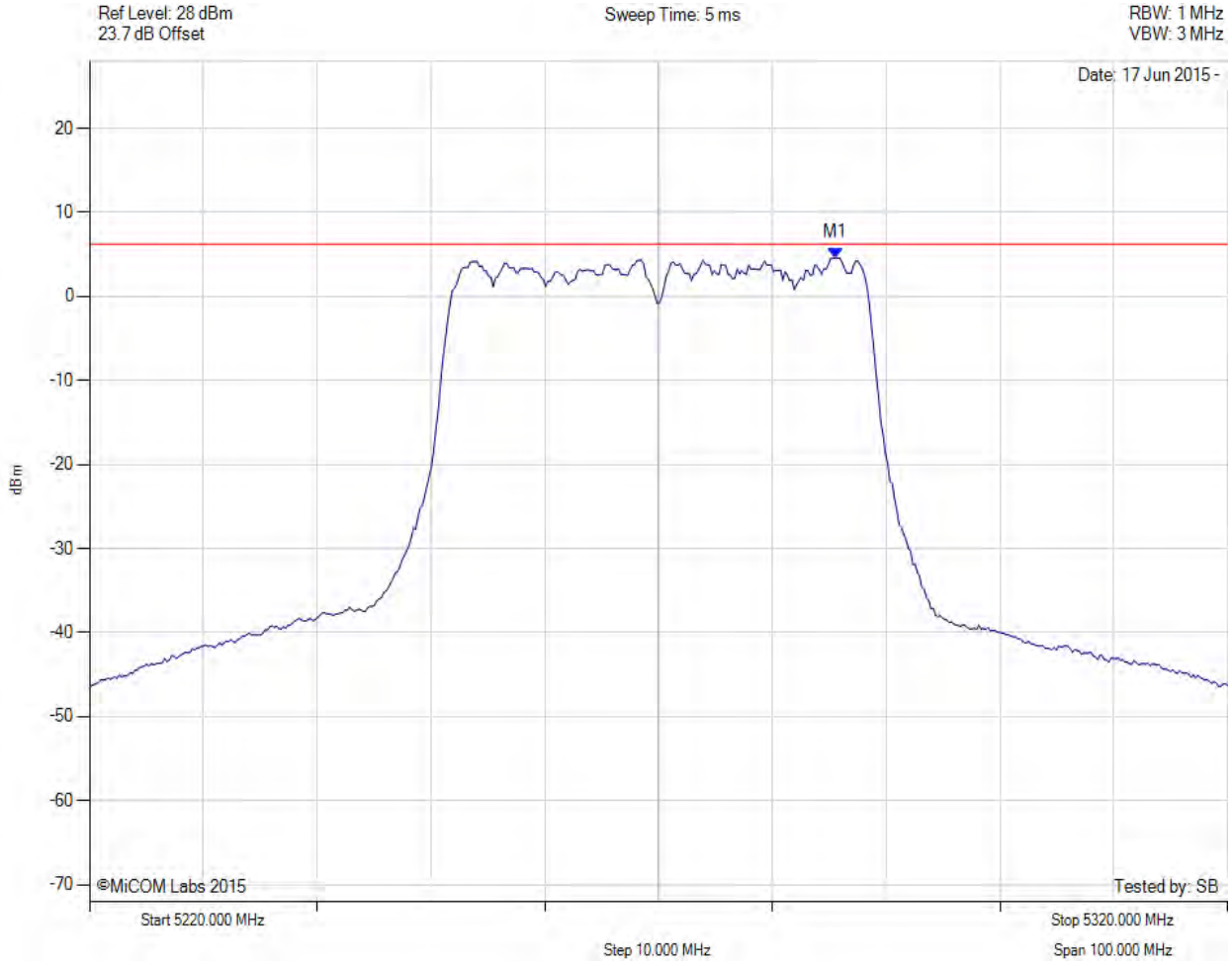

Analyser Setup	Marker:Frequency:Amplitude	Test Results
Detector = RMS Sweep Count = 100 RF Atten (dB) = 20 Trace Mode = VIEW	M1 : 5285.531 MHz : 4.601 dBm	Limit: ≤ 6.230 dBm

back to matrix

POWER SPECTRAL DENSITY

Variant: 802.11n HT-40, Channel: 5270.00 MHz, SUM, Temp: Ambient, Voltage: 0.8 Vdc

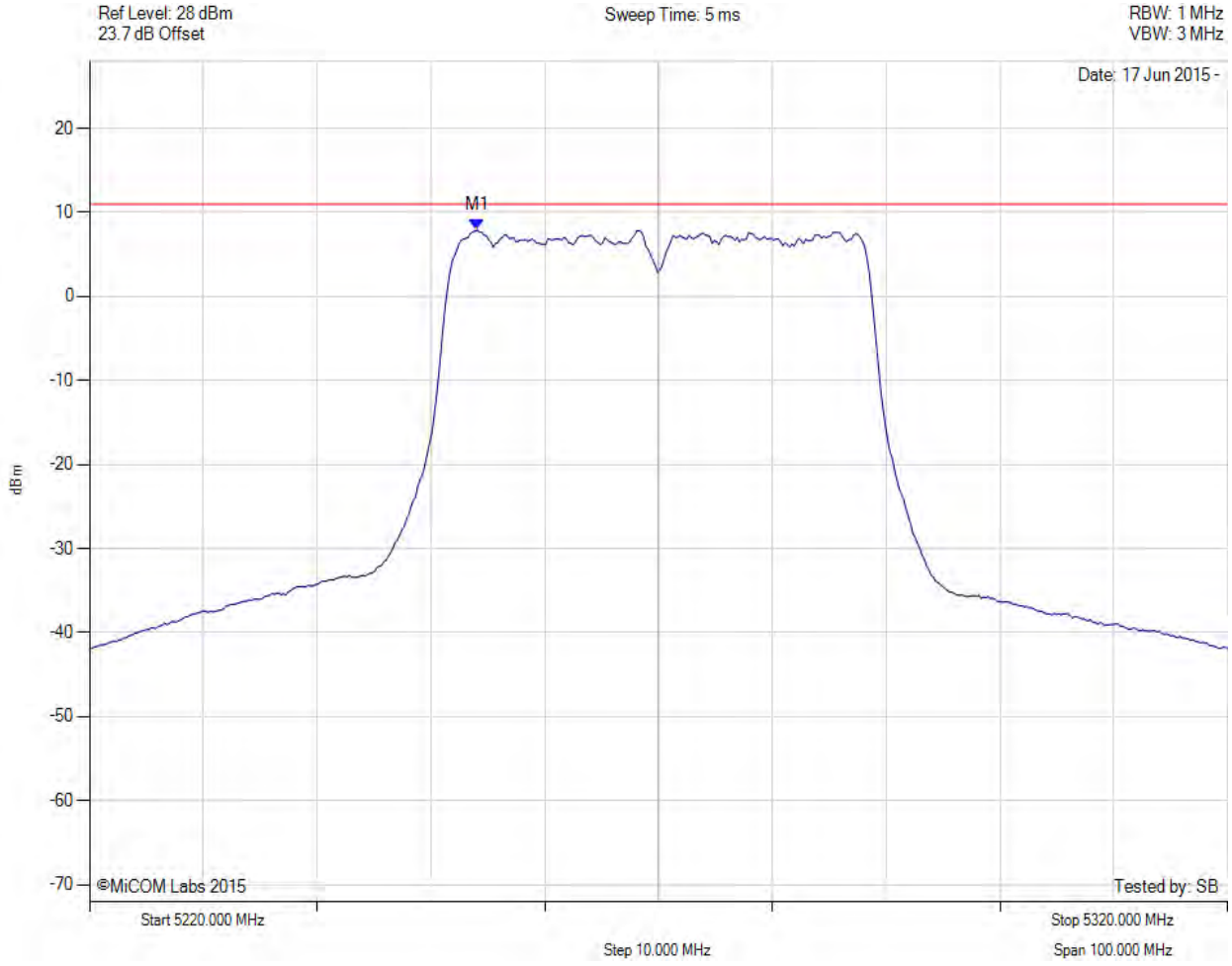

Analyser Setup	Marker:Frequency:Amplitude	Test Results
Detector = RMS Sweep Count = 100 RF Atten (dB) = 20 Trace Mode = VIEW	M1 : 5254.100 MHz : 7.913 dBm M1 + DCCF : 5254.100 MHz : 7.970 dBm Duty Cycle Correction Factor : +0.04 dB	Limit: ≤ 11.0 dBm Margin: -3.0 dB

back to matrix

POWER SPECTRAL DENSITY

Variant: 802.11n HT-40, Channel: 5310.00 MHz, Chain a, Temp: Ambient, Voltage: 0.8 Vdc

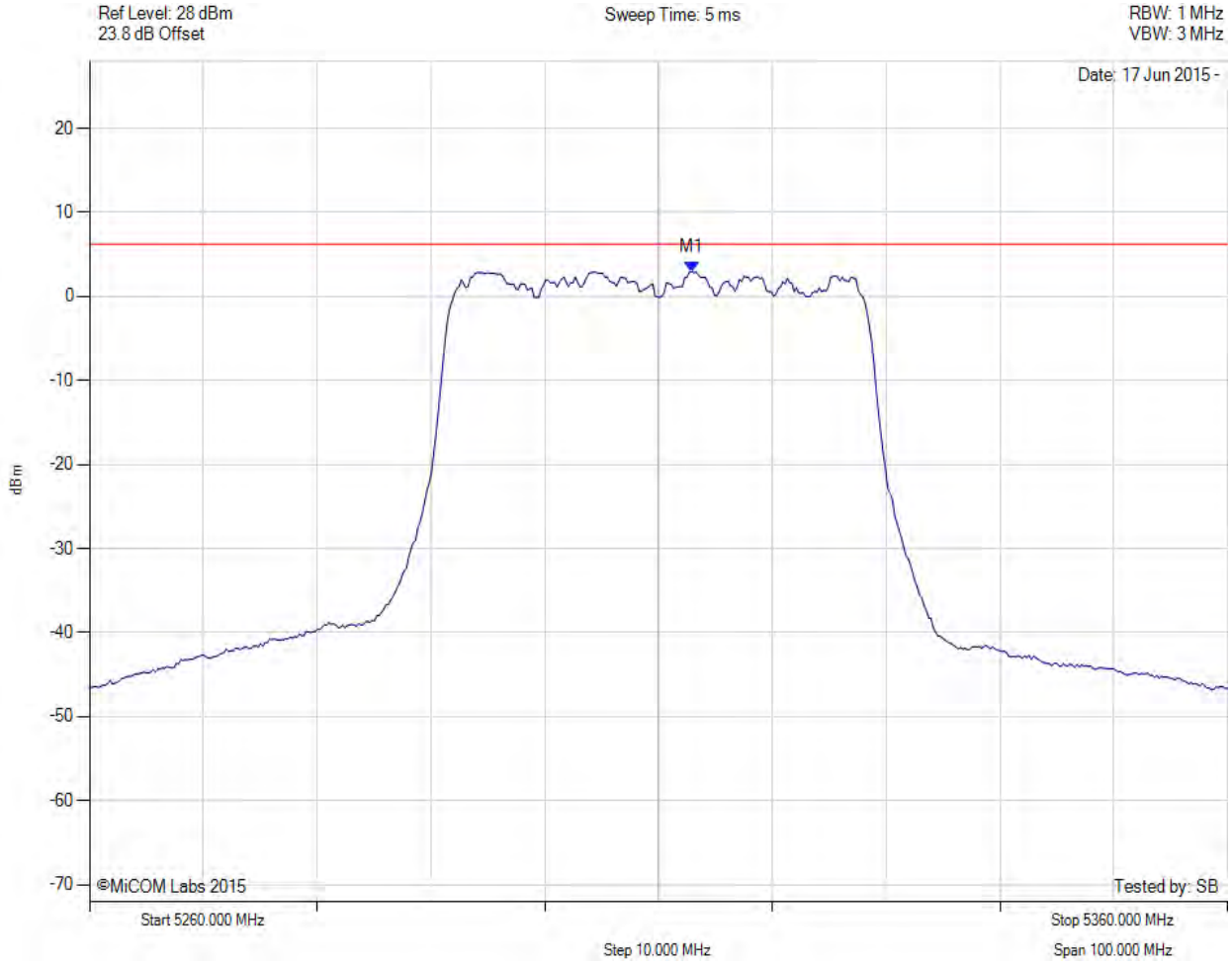

Analyser Setup	Marker:Frequency:Amplitude	Test Results
Detector = RMS Sweep Count = 100 RF Atten (dB) = 20 Trace Mode = VIEW	M1 : 5312.906 MHz : 2.963 dBm	Limit: ≤ 6.230 dBm

back to matrix

POWER SPECTRAL DENSITY

Variant: 802.11n HT-40, Channel: 5310.00 MHz, Chain b, Temp: Ambient, Voltage: 0.8 Vdc

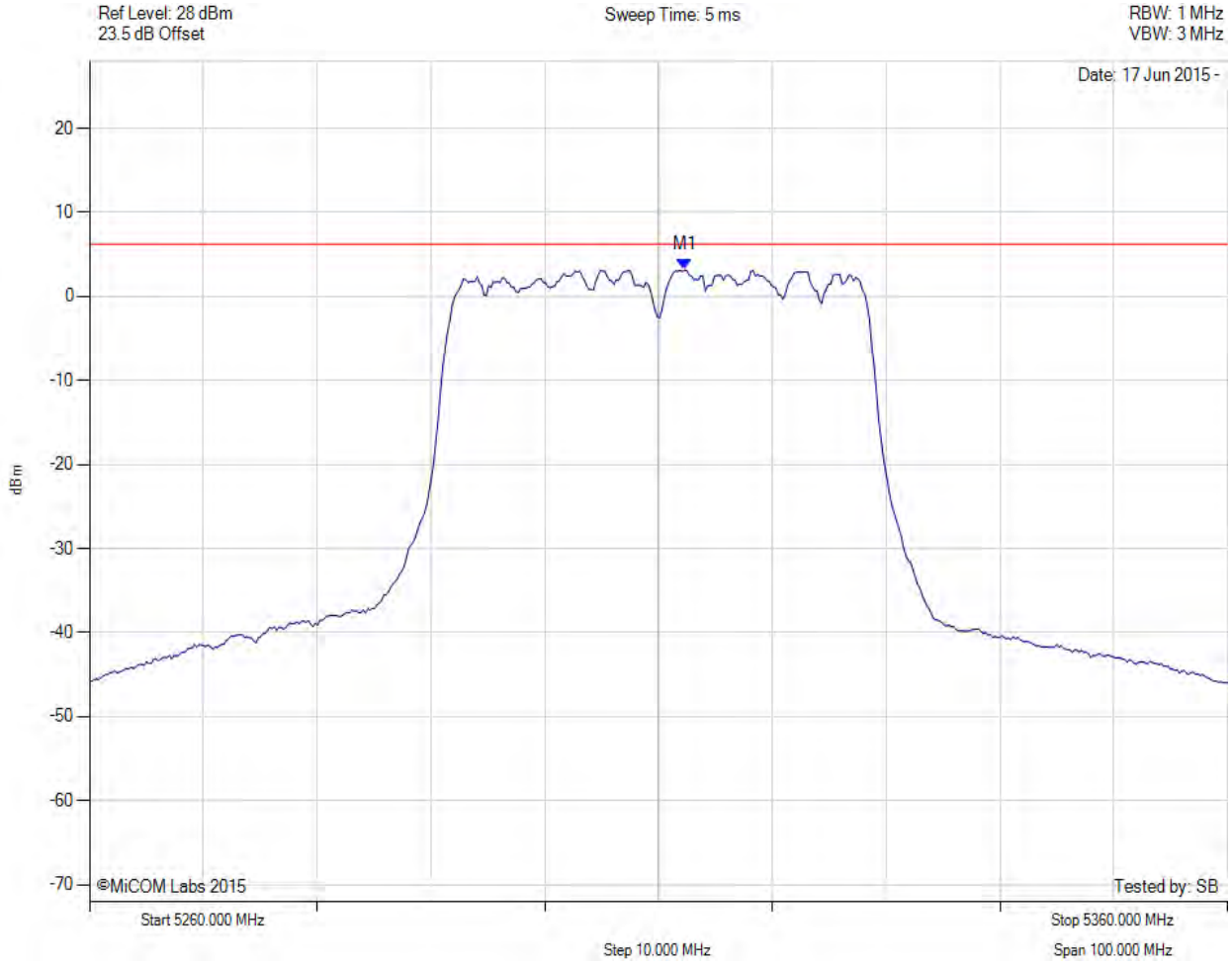

Analyser Setup	Marker:Frequency:Amplitude	Test Results
Detector = RMS Sweep Count = 100 RF Atten (dB) = 20 Trace Mode = VIEW	M1 : 5312.305 MHz : 3.164 dBm	Limit: ≤ 6.230 dBm

back to matrix

POWER SPECTRAL DENSITY

Variant: 802.11n HT-40, Channel: 5310.00 MHz, Chain c, Temp: Ambient, Voltage: 0.8 Vdc

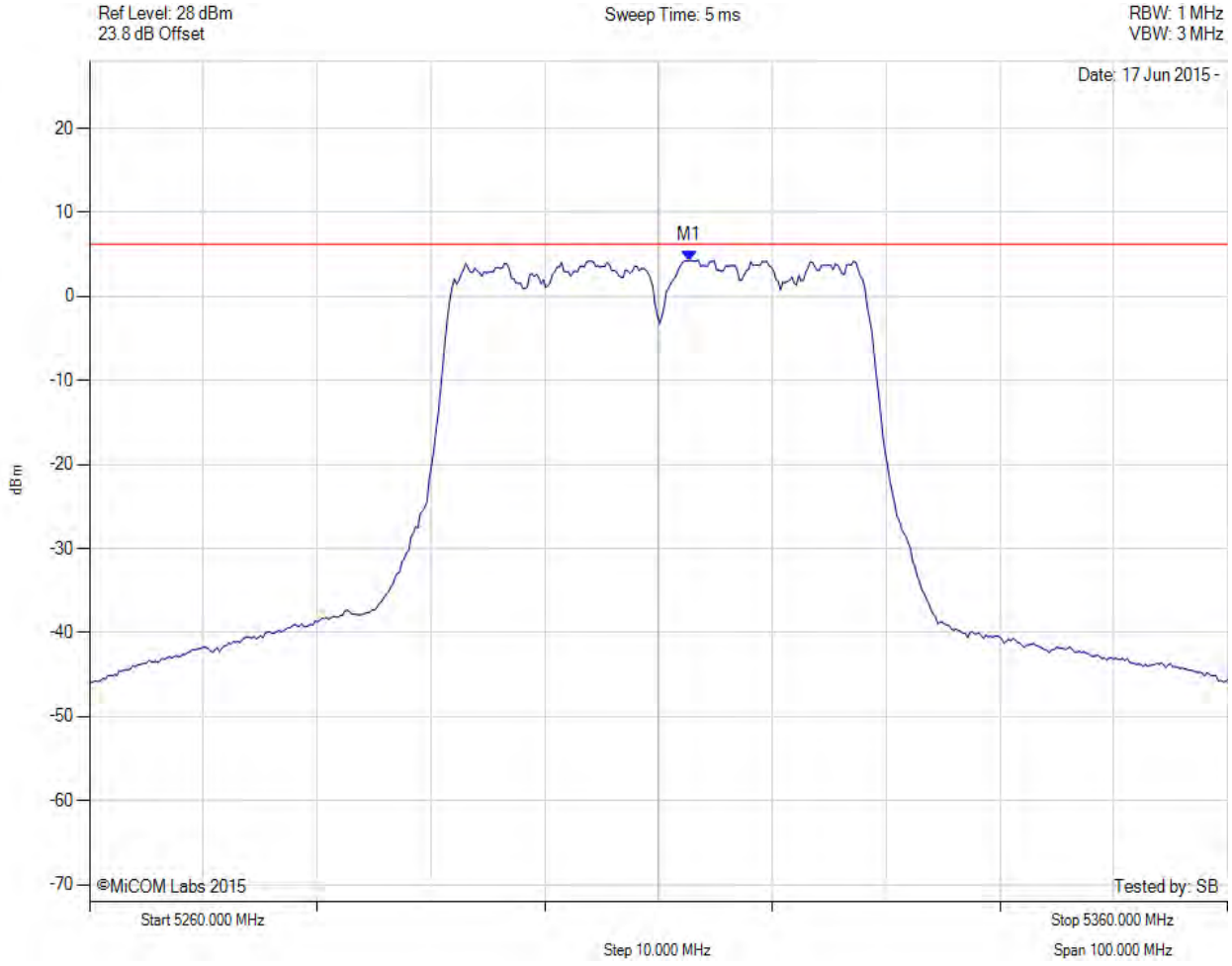

Analyser Setup	Marker:Frequency:Amplitude	Test Results
Detector = RMS Sweep Count = 100 RF Atten (dB) = 20 Trace Mode = VIEW	M1 : 5312.705 MHz : 4.289 dBm	Limit: ≤ 6.230 dBm

back to matrix

POWER SPECTRAL DENSITY

Variant: 802.11n HT-40, Channel: 5310.00 MHz, SUM, Temp: Ambient, Voltage: 0.8 Vdc

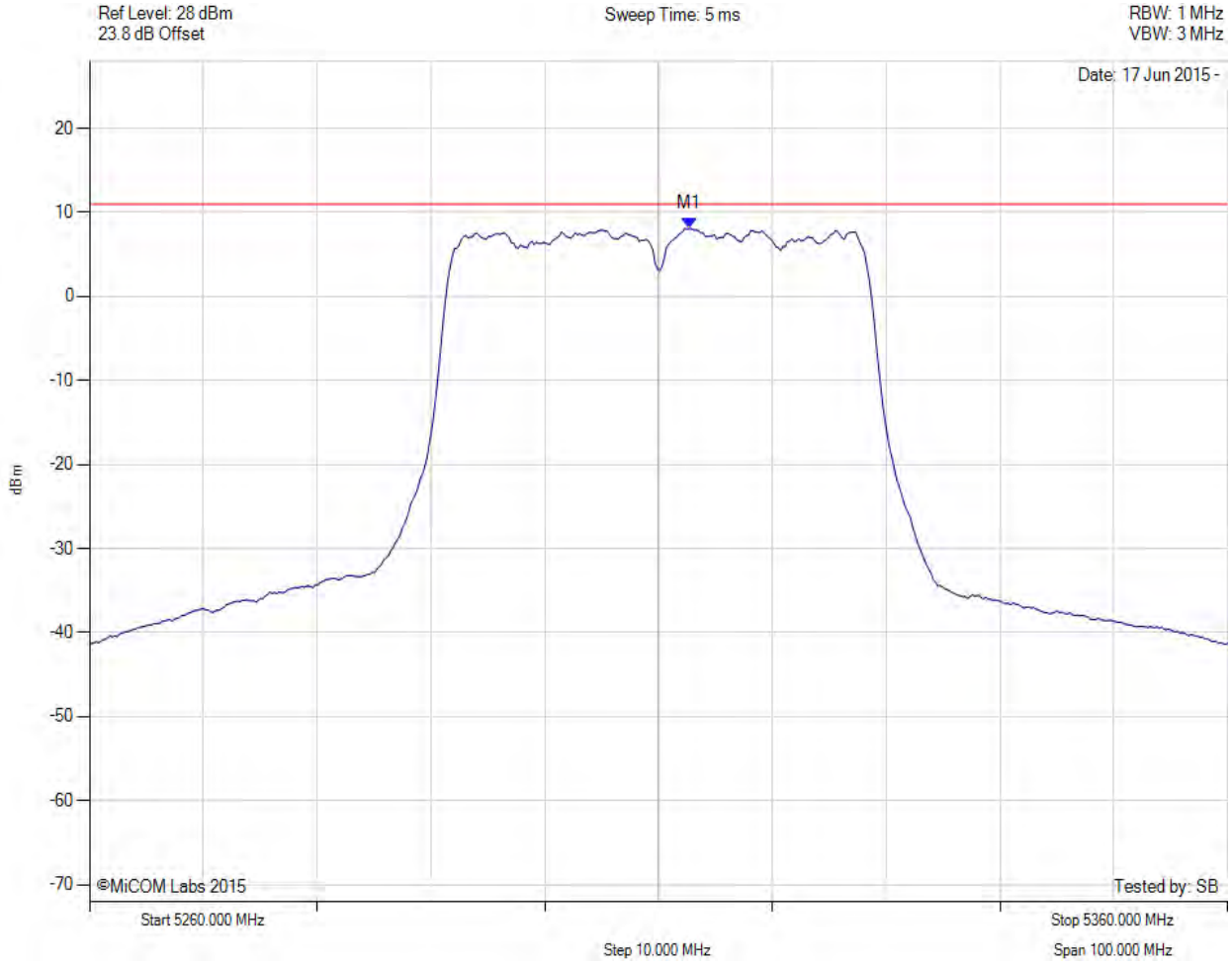

Analyser Setup	Marker:Frequency:Amplitude	Test Results
Detector = RMS Sweep Count = 100 RF Atten (dB) = 20 Trace Mode = VIEW	M1 : 5312.700 MHz : 8.077 dBm M1 + DCCF : 5312.700 MHz : 8.134 dBm Duty Cycle Correction Factor : +0.04 dB	Limit: ≤ 11.0 dBm Margin: -2.8 dB

back to matrix

POWER SPECTRAL DENSITY

Variant: 802.11a, Channel: 5500.00 MHz, Chain a, Temp: Ambient, Voltage: 0.8 Vdc

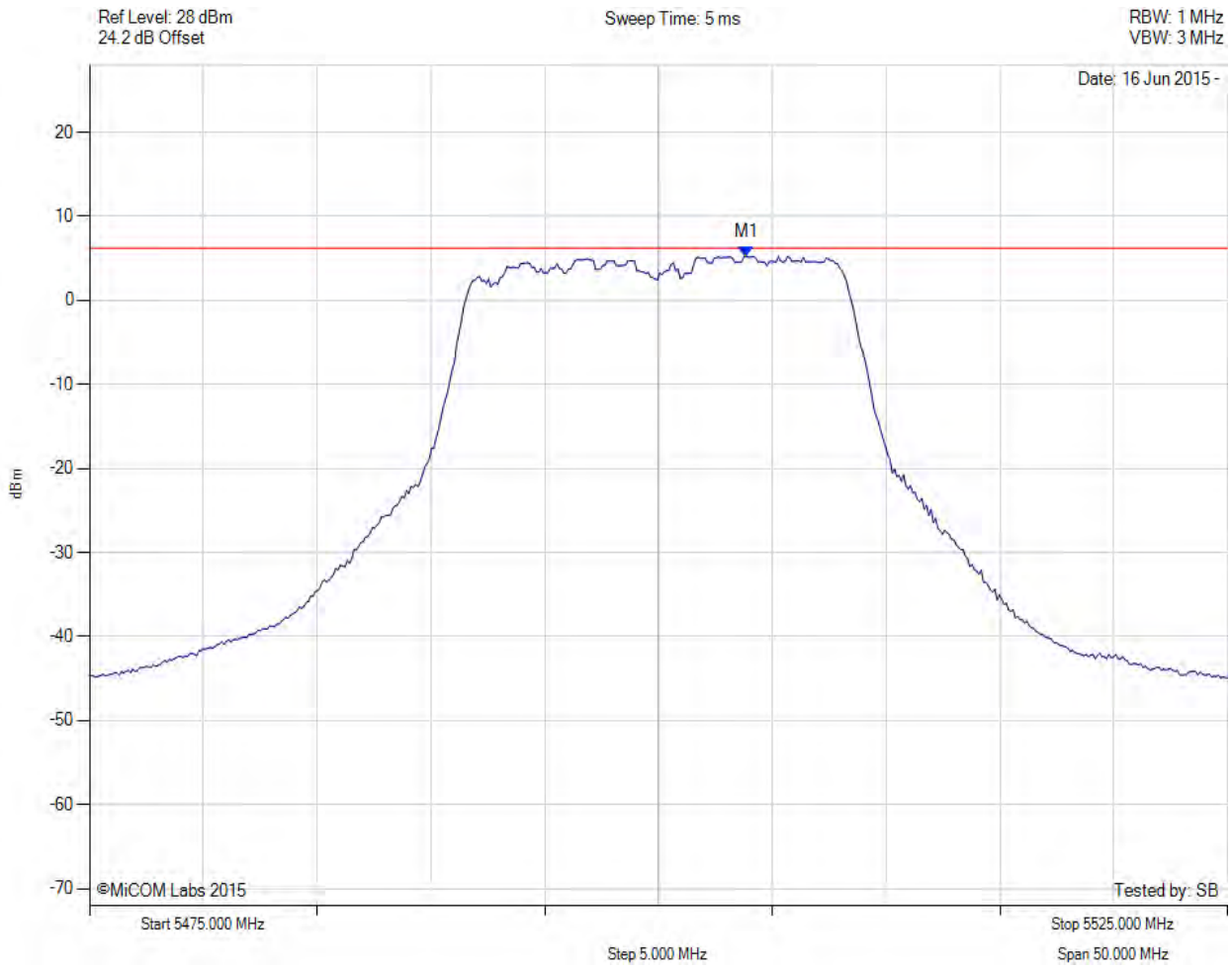

Analyser Setup	Marker:Frequency:Amplitude	Test Results
Detector = RMS Sweep Count = 100 RF Atten (dB) = 20 Trace Mode = VIEW	M1 : 5503.858 MHz : 5.239 dBm	Limit: ≤ 6.230 dBm

back to matrix

POWER SPECTRAL DENSITY

Variant: 802.11a, Channel: 5500.00 MHz, Chain b, Temp: Ambient, Voltage: 0.8 Vdc

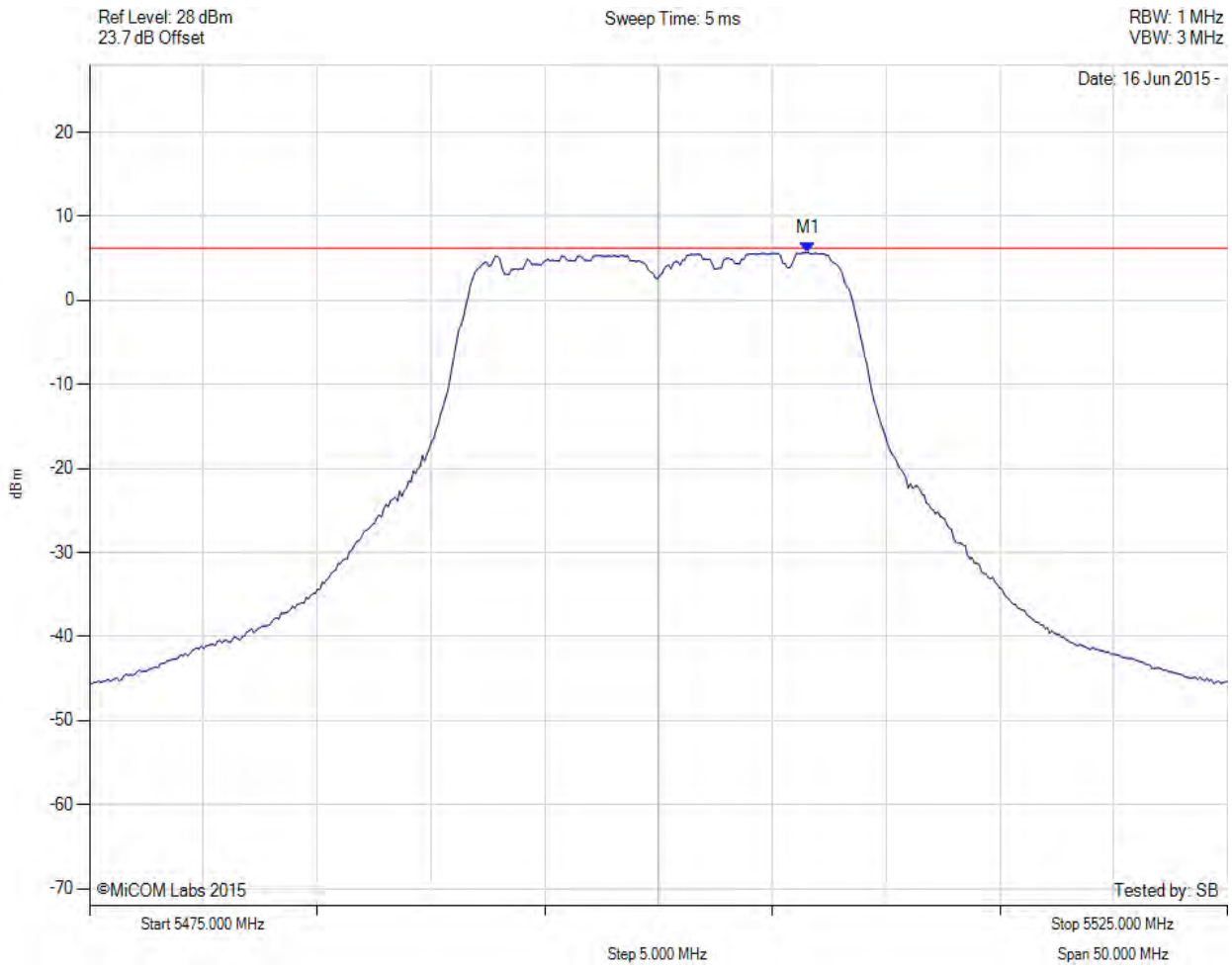

Analyser Setup	Marker:Frequency:Amplitude	Test Results
Detector = RMS Sweep Count = 100 RF Atten (dB) = 20 Trace Mode = VIEW	M1 : 5506.563 MHz : 5.686 dBm	Limit: ≤ 6.230 dBm

back to matrix

POWER SPECTRAL DENSITY

Variant: 802.11a, Channel: 5500.00 MHz, Chain c, Temp: Ambient, Voltage: 0.8 Vdc

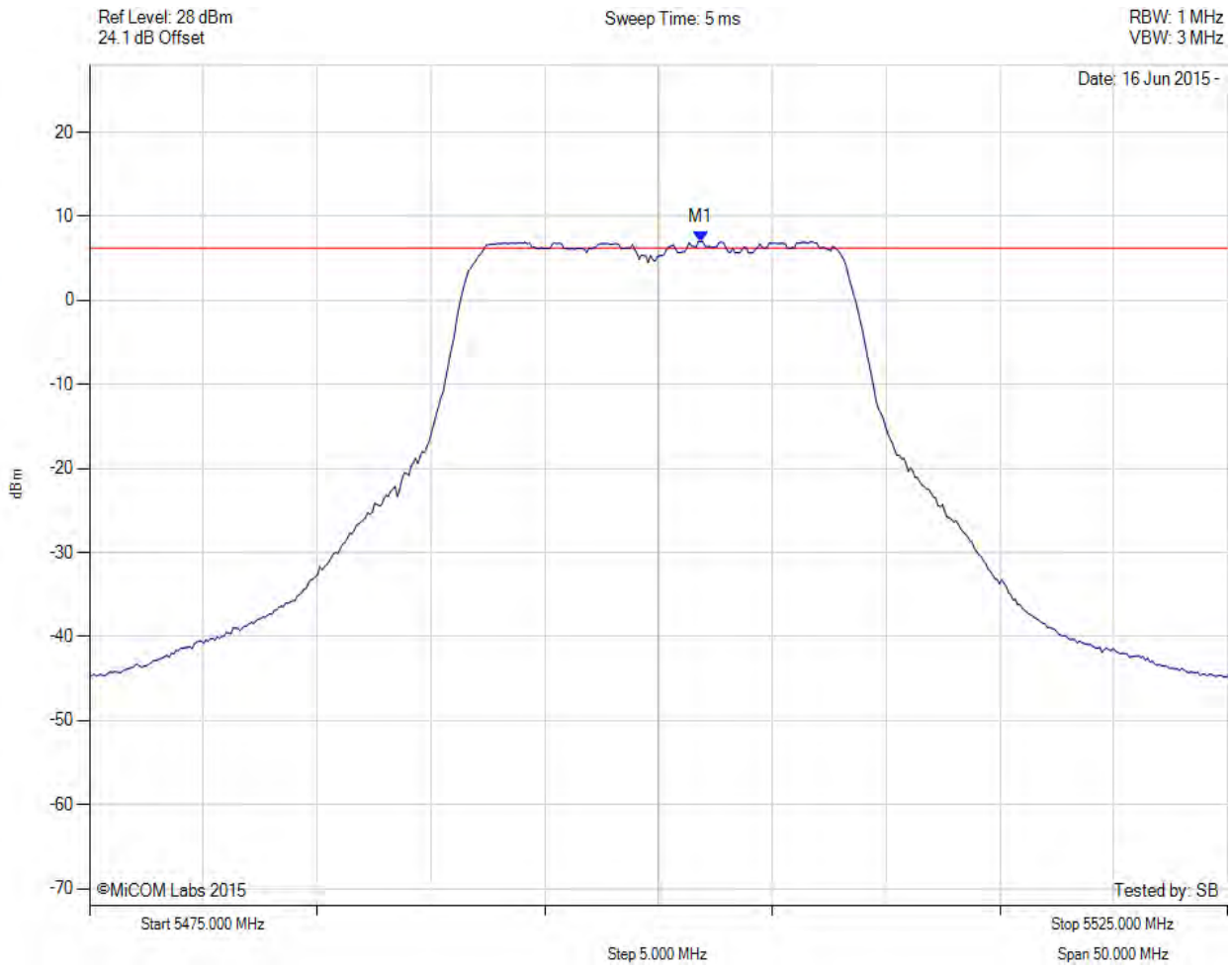

Analyser Setup	Marker:Frequency:Amplitude	Test Results
Detector = RMS Sweep Count = 100 RF Atten (dB) = 20 Trace Mode = VIEW	M1 : 5501.854 MHz : 6.996 dBm	Limit: ≤ 6.230 dBm

back to matrix

POWER SPECTRAL DENSITY

Variant: 802.11a, Channel: 5500.00 MHz, SUM, Temp: Ambient, Voltage: 0.8 Vdc

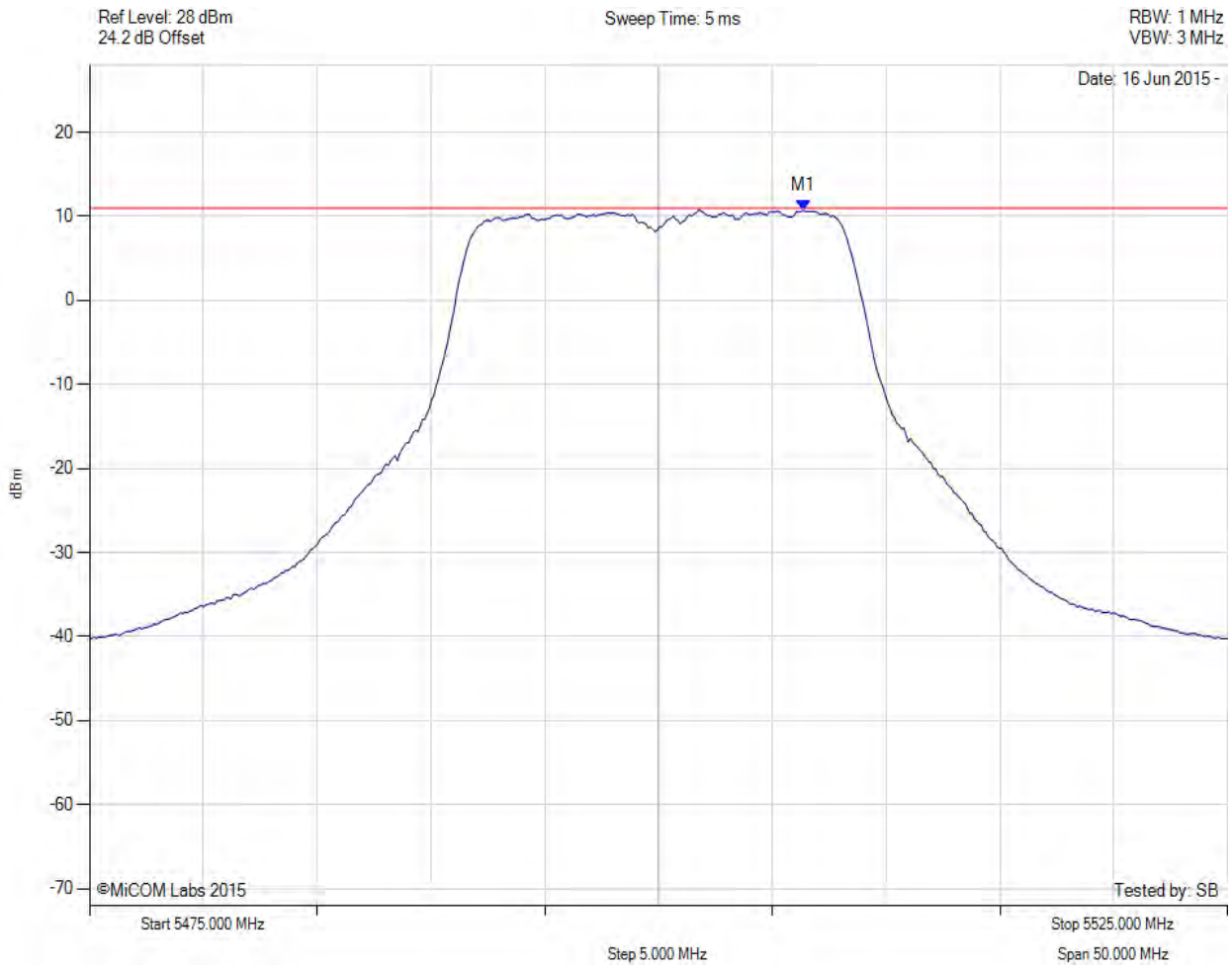

Analyser Setup	Marker:Frequency:Amplitude	Test Results
Detector = RMS Sweep Count = 100 RF Atten (dB) = 20 Trace Mode = VIEW	M1 : 5506.400 MHz : 10.729 dBm M1 + DCCF : 5506.400 MHz : 10.773 dBm Duty Cycle Correction Factor : +0.04 dB	Limit: ≤ 11.0 dBm Margin: -0.2 dB

back to matrix

POWER SPECTRAL DENSITY

Variant: 802.11a, Channel: 5580.00 MHz, Chain a, Temp: Ambient, Voltage: 0.8 Vdc

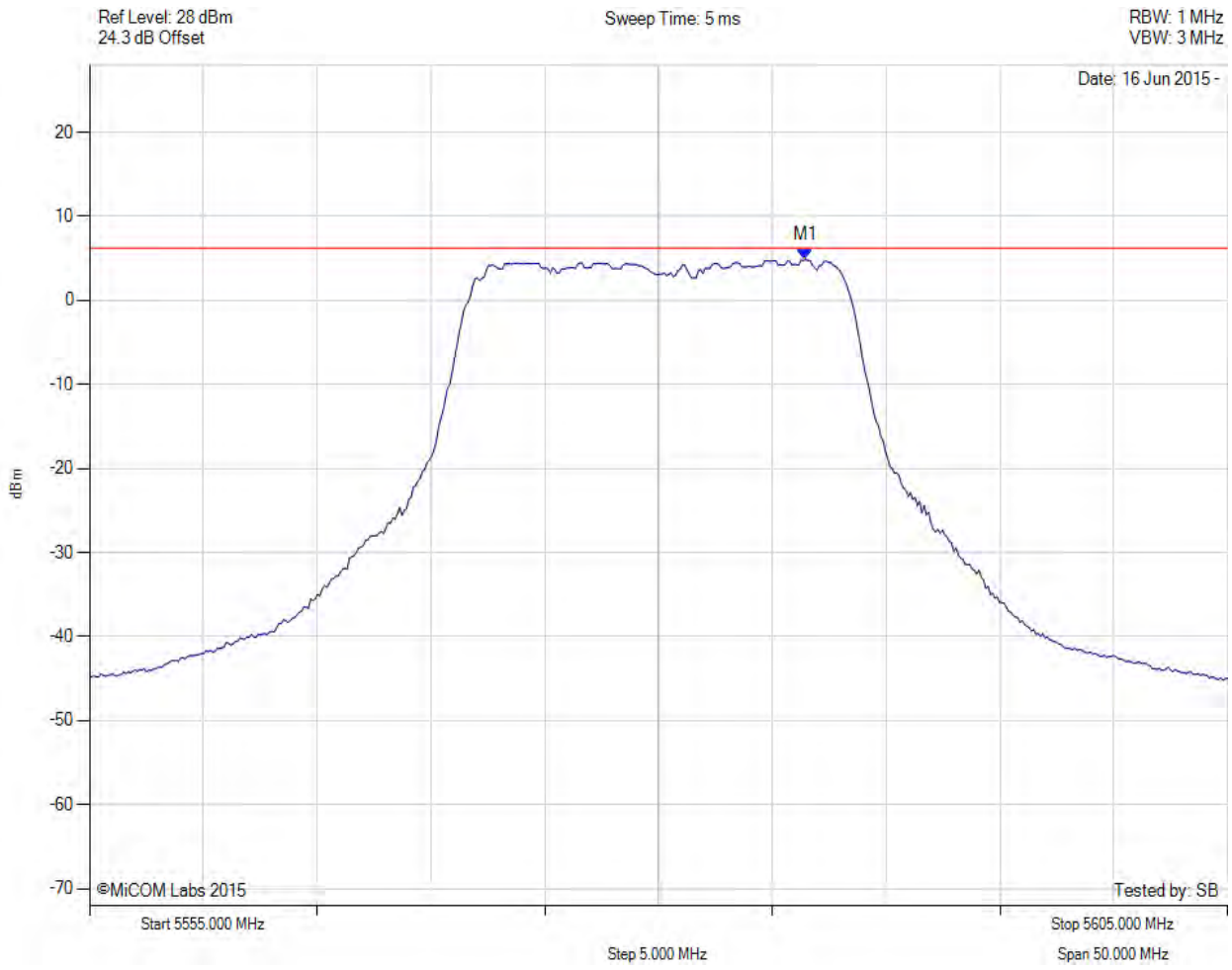

Analyser Setup	Marker:Frequency:Amplitude	Test Results
Detector = RMS Sweep Count = 100 RF Atten (dB) = 20 Trace Mode = VIEW	M1 : 5586.463 MHz : 4.878 dBm	Limit: ≤ 6.230 dBm

back to matrix

POWER SPECTRAL DENSITY

Variant: 802.11a, Channel: 5580.00 MHz, Chain b, Temp: Ambient, Voltage: 0.8 Vdc

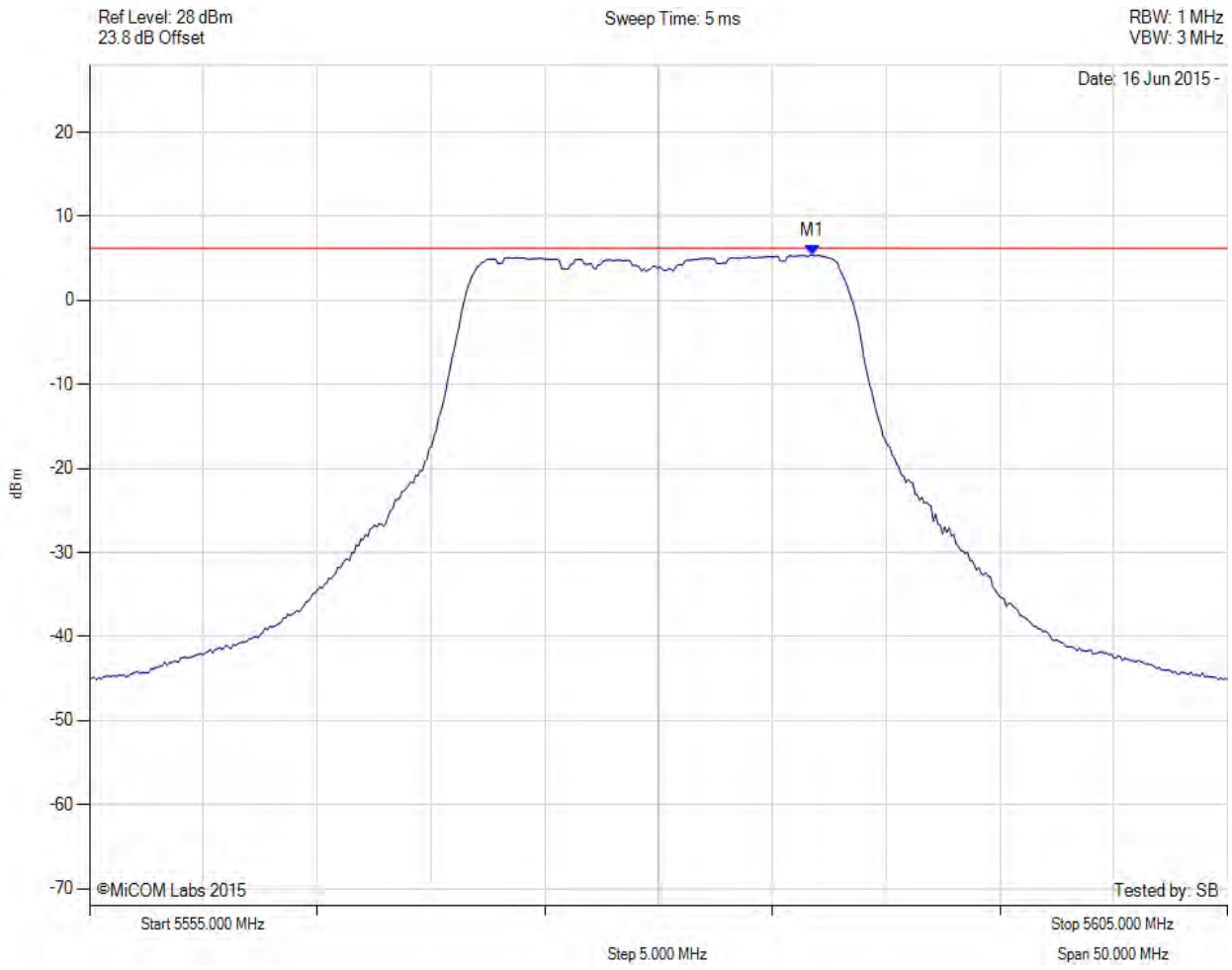

Analyser Setup	Marker:Frequency:Amplitude	Test Results
Detector = RMS Sweep Count = 100 RF Atten (dB) = 20 Trace Mode = VIEW	M1 : 5586.764 MHz : 5.398 dBm	Channel Frequency: 5580.00 MHz

back to matrix

POWER SPECTRAL DENSITY

Variant: 802.11a, Channel: 5580.00 MHz, Chain c, Temp: Ambient, Voltage: 0.8 Vdc

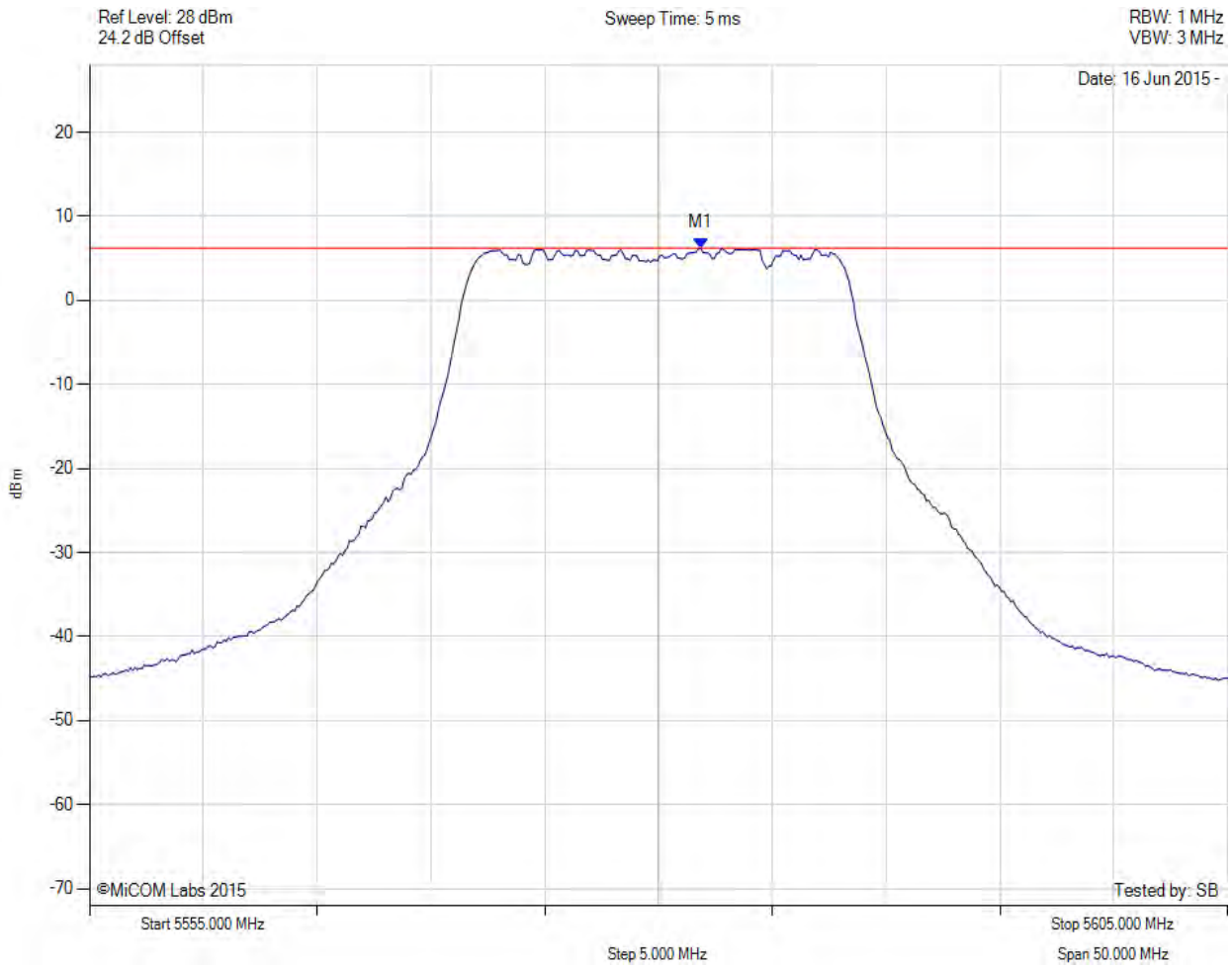

Analyser Setup	Marker:Frequency:Amplitude	Test Results
Detector = RMS Sweep Count = 100 RF Atten (dB) = 20 Trace Mode = VIEW	M1 : 5581.854 MHz : 6.227 dBm	Limit: ≤ 6.230 dBm

back to matrix

POWER SPECTRAL DENSITY

Variant: 802.11a, Channel: 5580.00 MHz, SUM, Temp: Ambient, Voltage: 0.8 Vdc

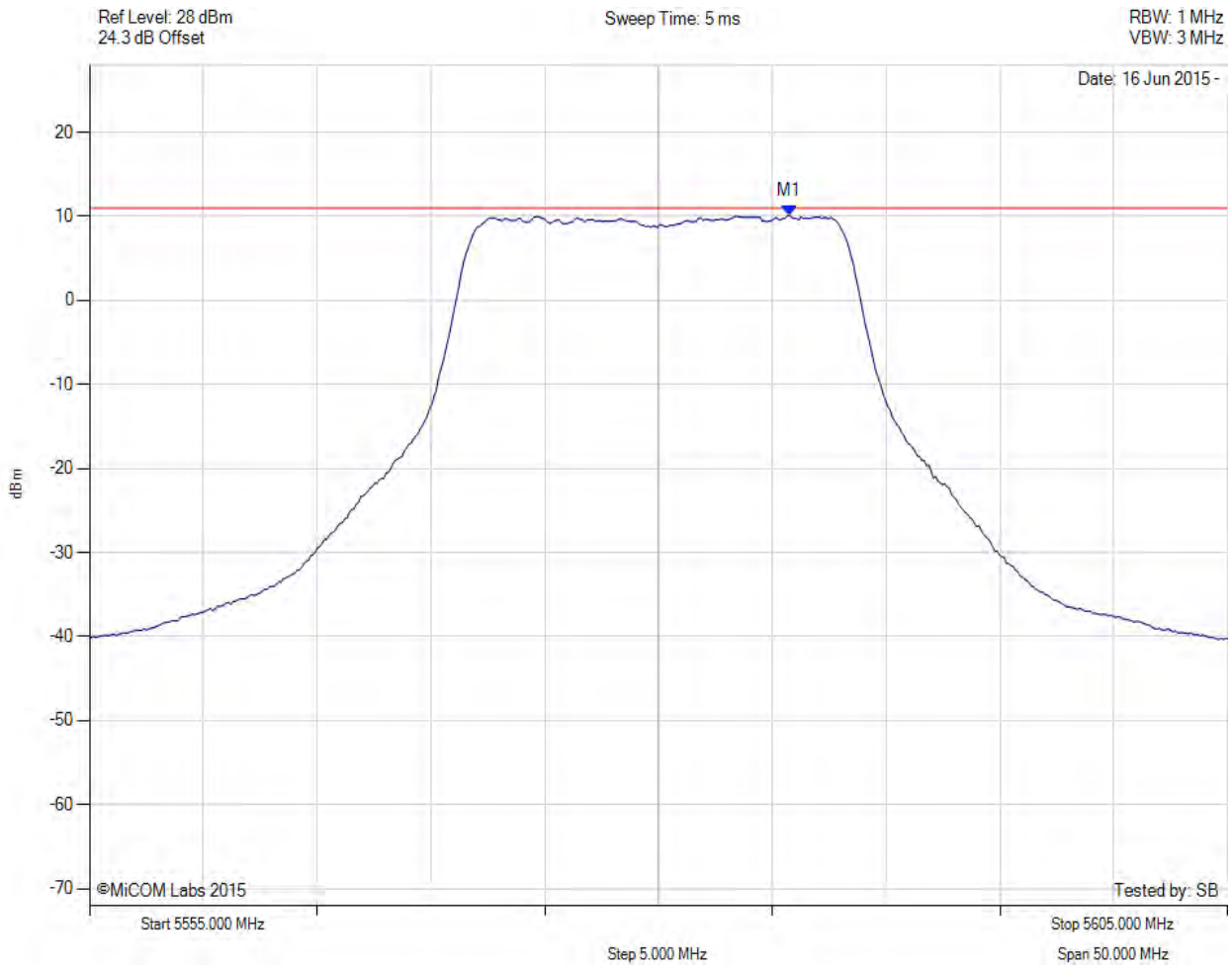

Analyser Setup	Marker:Frequency:Amplitude	Test Results
Detector = RMS Sweep Count = 100 RF Atten (dB) = 20 Trace Mode = VIEW	M1 : 5585.800 MHz : 10.120 dBm M1 + DCCF : 5585.800 MHz : 10.164 dBm Duty Cycle Correction Factor : +0.04 dB	Limit: ≤ 11.0 dBm Margin: -0.8 dB

back to matrix

POWER SPECTRAL DENSITY

Variant: 802.11a, Channel: 5720.00 MHz, Chain a, Temp: Ambient, Voltage: 0.8 Vdc

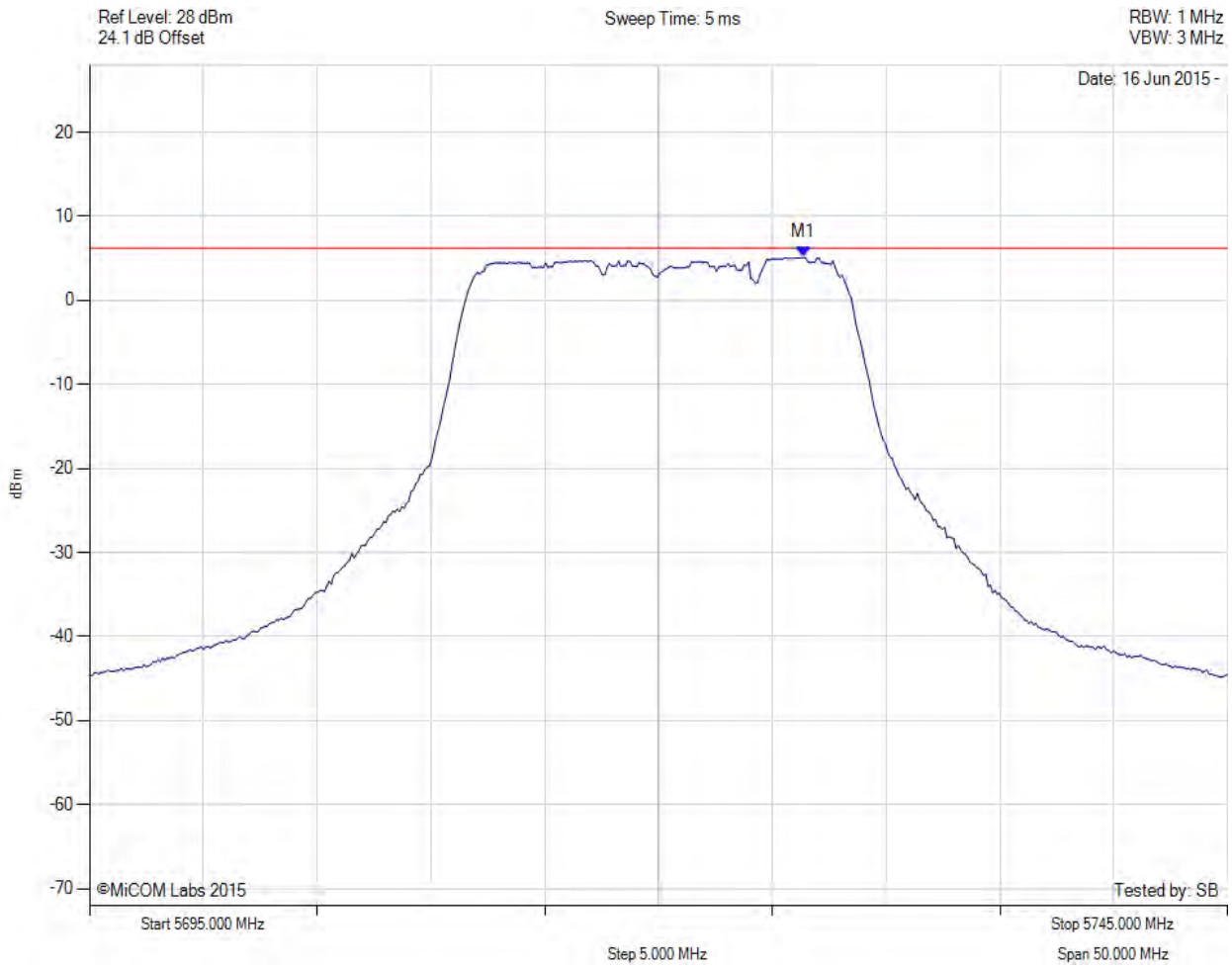

Analyser Setup	Marker:Frequency:Amplitude	Test Results
Detector = RMS Sweep Count = 100 RF Atten (dB) = 20 Trace Mode = VIEW	M1 : 5726.363 MHz : 5.112 dBm	Limit: ≤ 6.230 dBm

back to matrix

POWER SPECTRAL DENSITY

Variant: 802.11a, Channel: 5720.00 MHz, Chain b, Temp: Ambient, Voltage: 0.8 Vdc

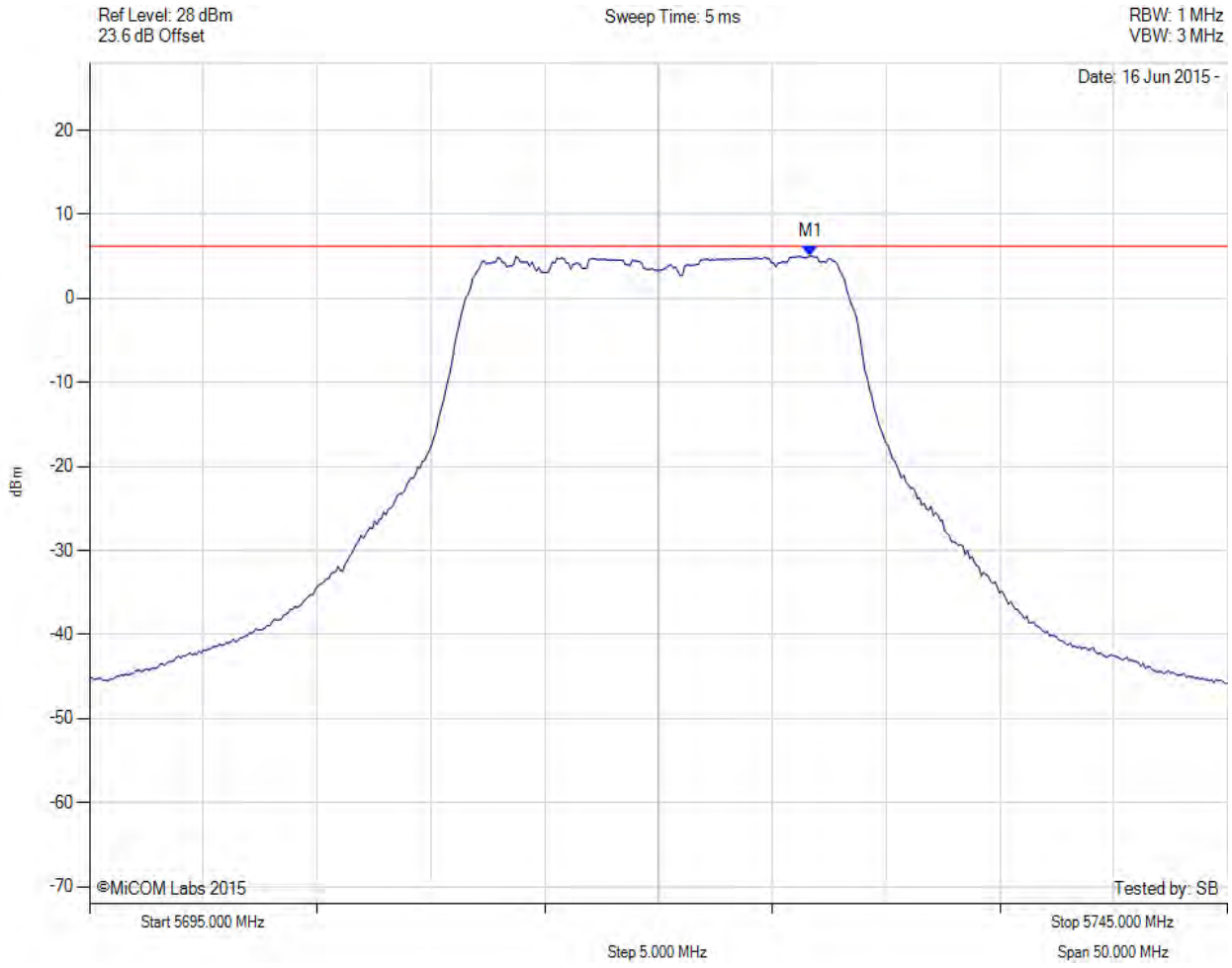

Analyser Setup	Marker:Frequency:Amplitude	Test Results
Detector = RMS Sweep Count = 100 RF Atten (dB) = 20 Trace Mode = VIEW	M1 : 5726.663 MHz : 5.040 dBm	Limit: ≤ 6.230 dBm

back to matrix

POWER SPECTRAL DENSITY

Variant: 802.11a, Channel: 5720.00 MHz, Chain c, Temp: Ambient, Voltage: 0.8 Vdc

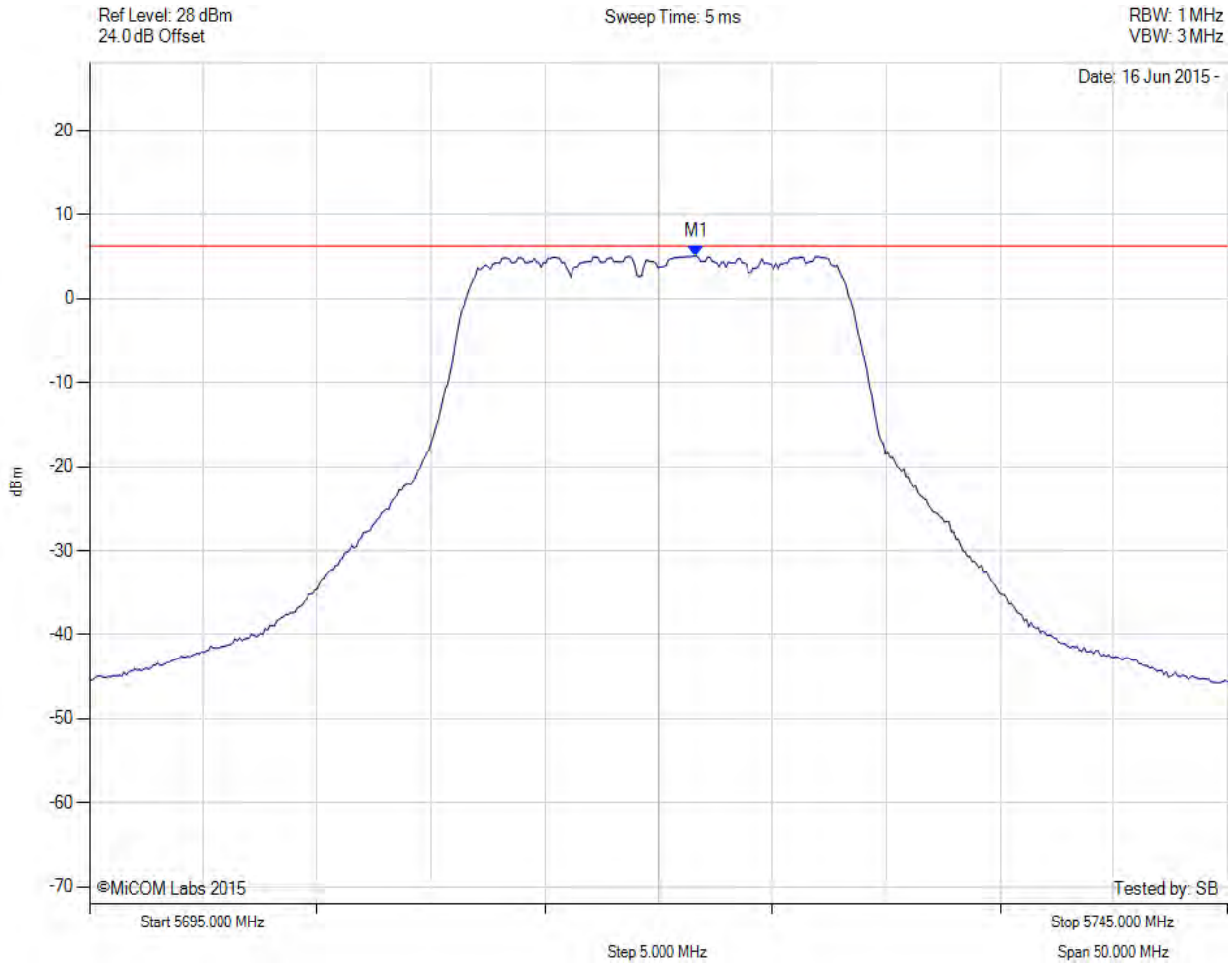

Analyser Setup	Marker:Frequency:Amplitude	Test Results
Detector = RMS Sweep Count = 100 RF Atten (dB) = 20 Trace Mode = VIEW	M1 : 5721.653 MHz : 5.052 dBm	Limit: ≤ 6.230 dBm

back to matrix

POWER SPECTRAL DENSITY

Variant: 802.11a, Channel: 5720.00 MHz, SUM, Temp: Ambient, Voltage: 0.8 Vdc

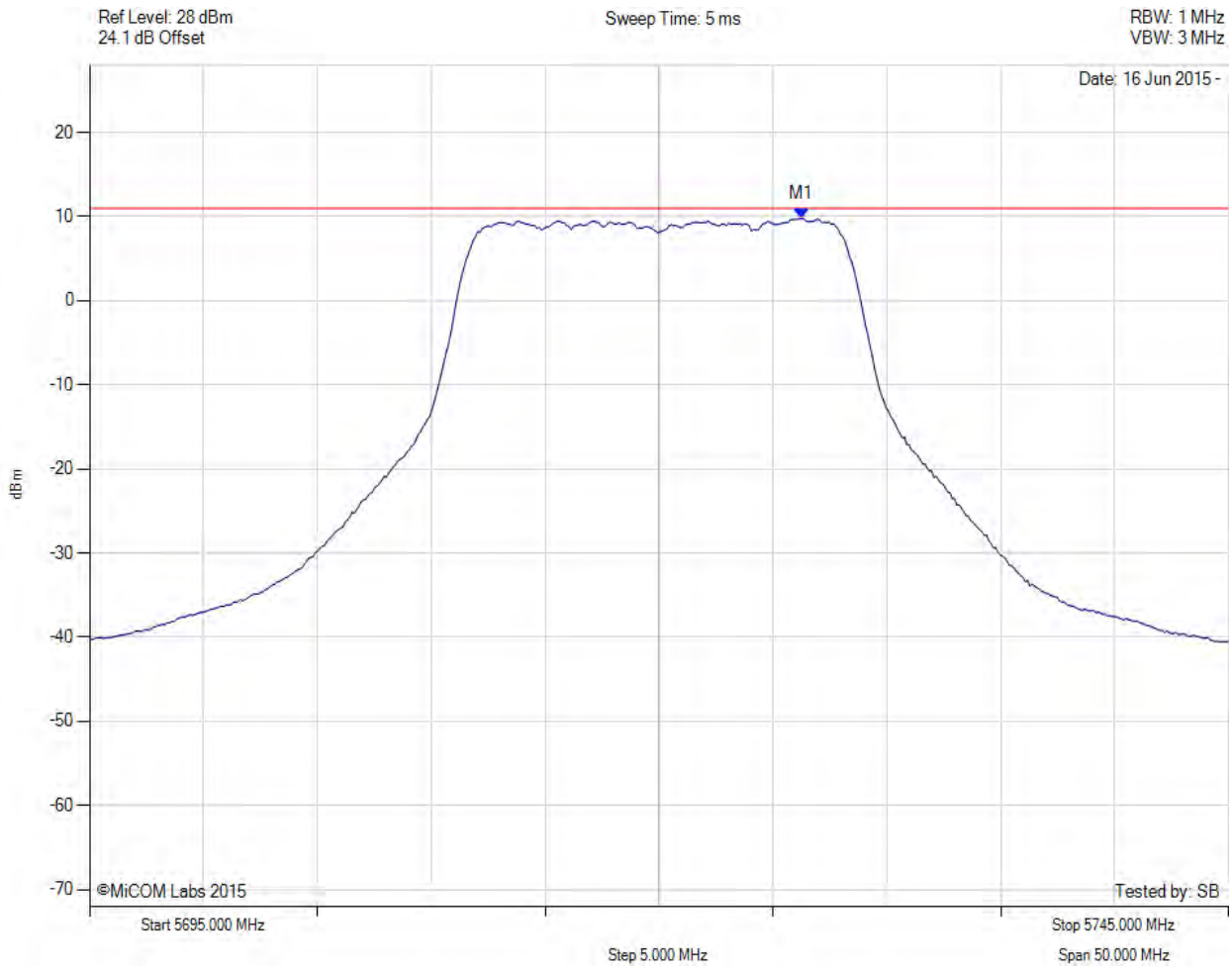

Analyser Setup	Marker:Frequency:Amplitude	Test Results
Detector = RMS Sweep Count = 100 RF Atten (dB) = 20 Trace Mode = VIEW	M1 : 5726.300 MHz : 9.757 dBm M1 + DCCF : 5726.300 MHz : 9.801 dBm Duty Cycle Correction Factor : +0.04 dB	Limit: ≤ 11.0 dBm Margin: -1.2 dB

back to matrix

POWER SPECTRAL DENSITY

Variant: 802.11ac-80, Channel: 5530.00 MHz, Chain a, Temp: Ambient, Voltage: 0.8 Vdc

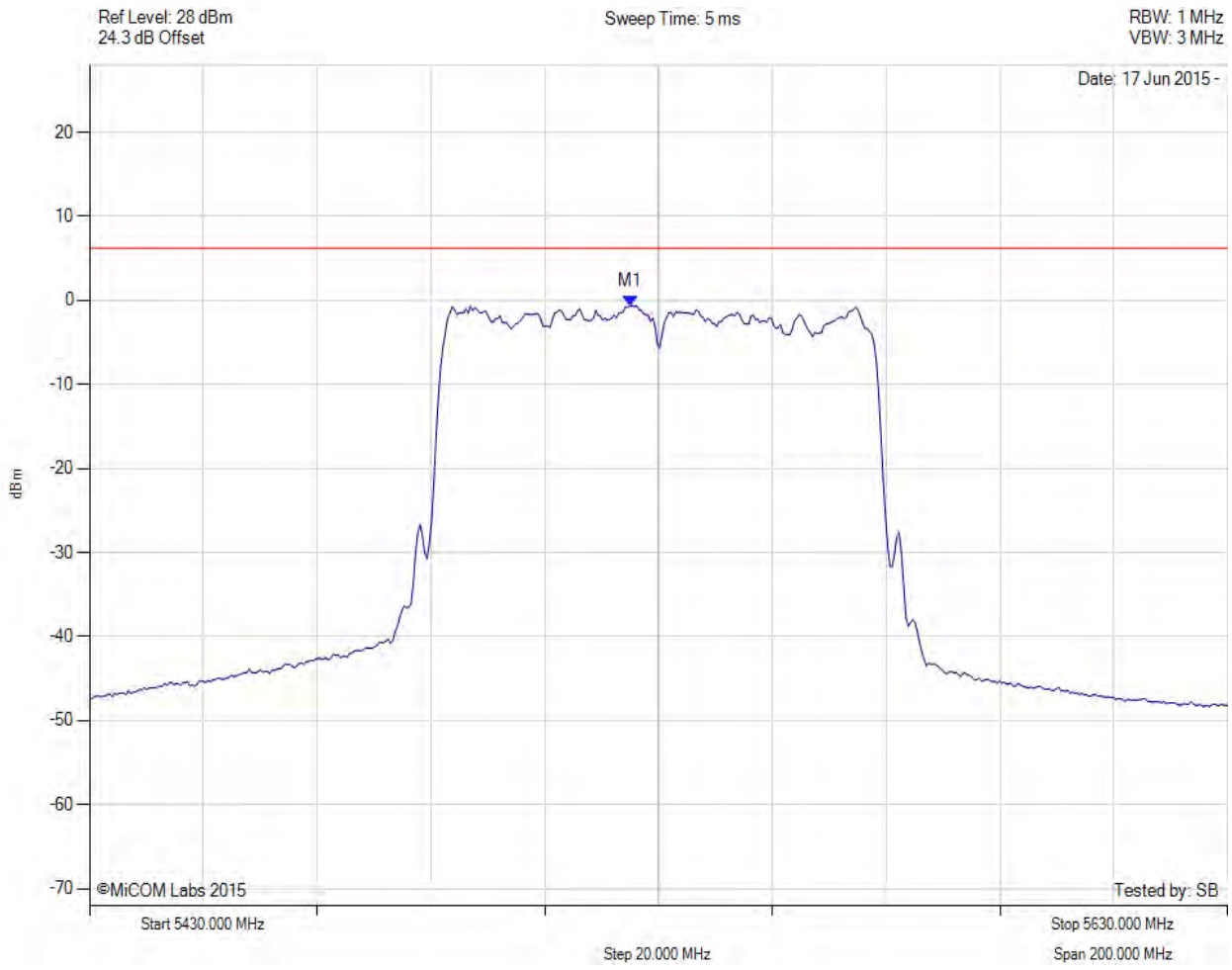

Analyser Setup	Marker:Frequency:Amplitude	Test Results
Detector = RMS Sweep Count = 100 RF Atten (dB) = 20 Trace Mode = VIEW	M1 : 5524.990 MHz : -0.630 dBm	Limit: ≤ 6.230 dBm

back to matrix

POWER SPECTRAL DENSITY

Variant: 802.11ac-80, Channel: 5530.00 MHz, Chain b, Temp: Ambient, Voltage: 0.8 Vdc

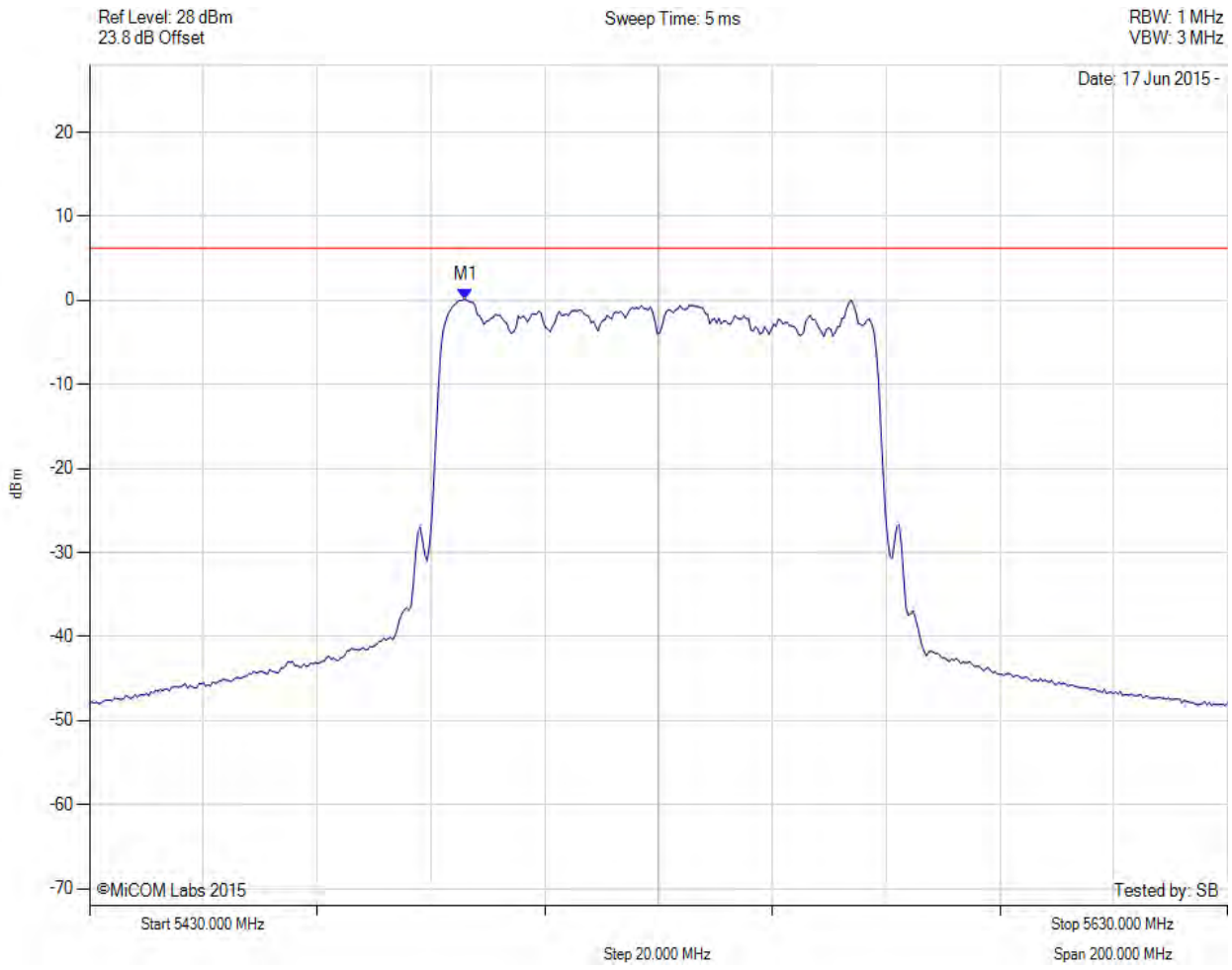

Analyser Setup	Marker:Frequency:Amplitude	Test Results
Detector = RMS Sweep Count = 100 RF Atten (dB) = 20 Trace Mode = VIEW	M1 : 5496.132 MHz : 0.120 dBm	Limit: ≤ 6.230 dBm

back to matrix

POWER SPECTRAL DENSITY

Variant: 802.11ac-80, Channel: 5530.00 MHz, Chain c, Temp: Ambient, Voltage: 0.8 Vdc

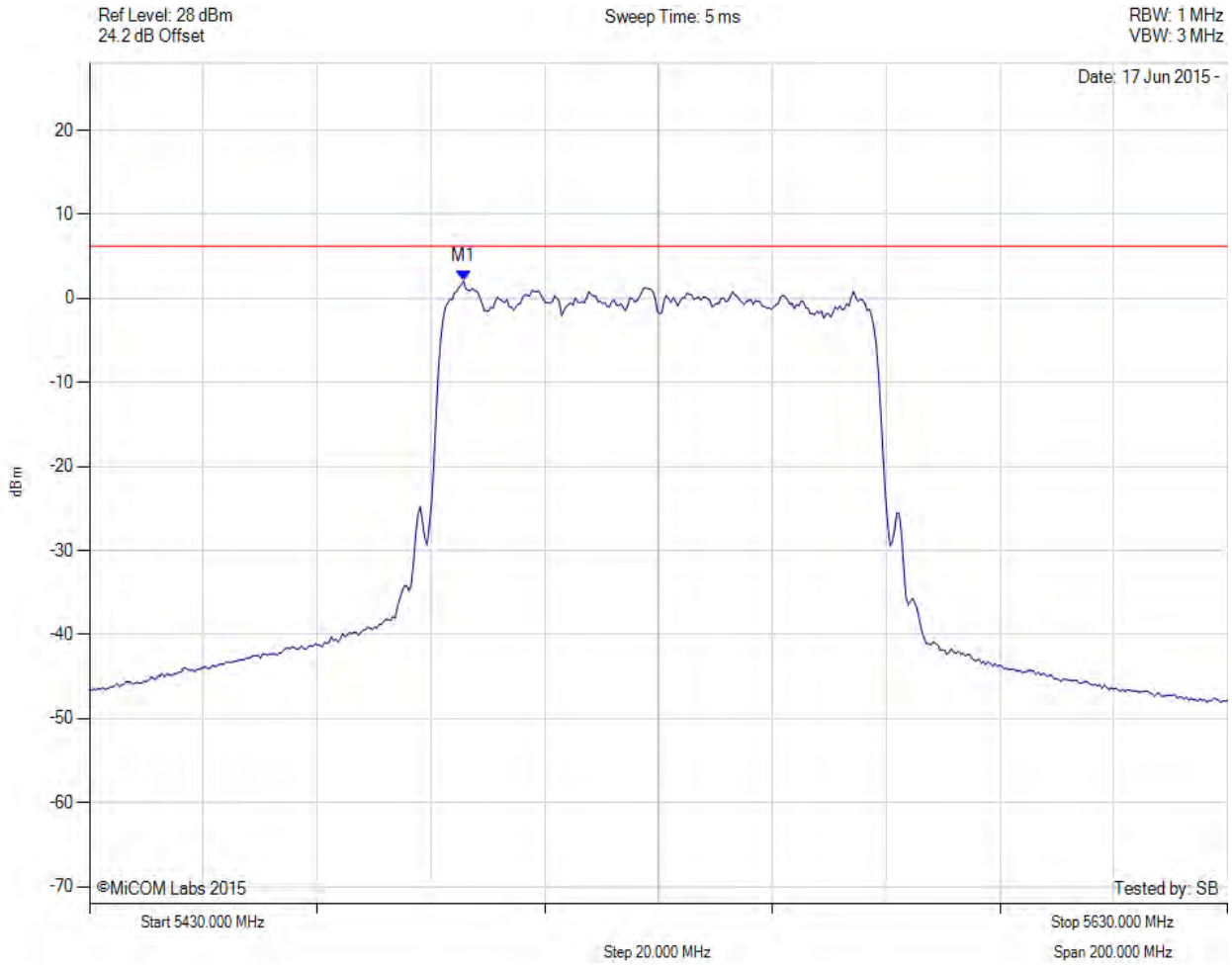

Analyser Setup	Marker:Frequency:Amplitude	Test Results
Detector = RMS Sweep Count = 100 RF Atten (dB) = 20 Trace Mode = VIEW	M1 : 5495.731 MHz : 2.062 dBm	Limit: ≤ 6.230 dBm

back to matrix

This test report may be reproduced in full only. The document may only be updated by MiCOM Labs personnel. All changes will be noted in the Document History section of the report.

POWER SPECTRAL DENSITY

Variant: 802.11ac-80, Channel: 5530.00 MHz, SUM, Temp: Ambient, Voltage: 0.8 Vdc

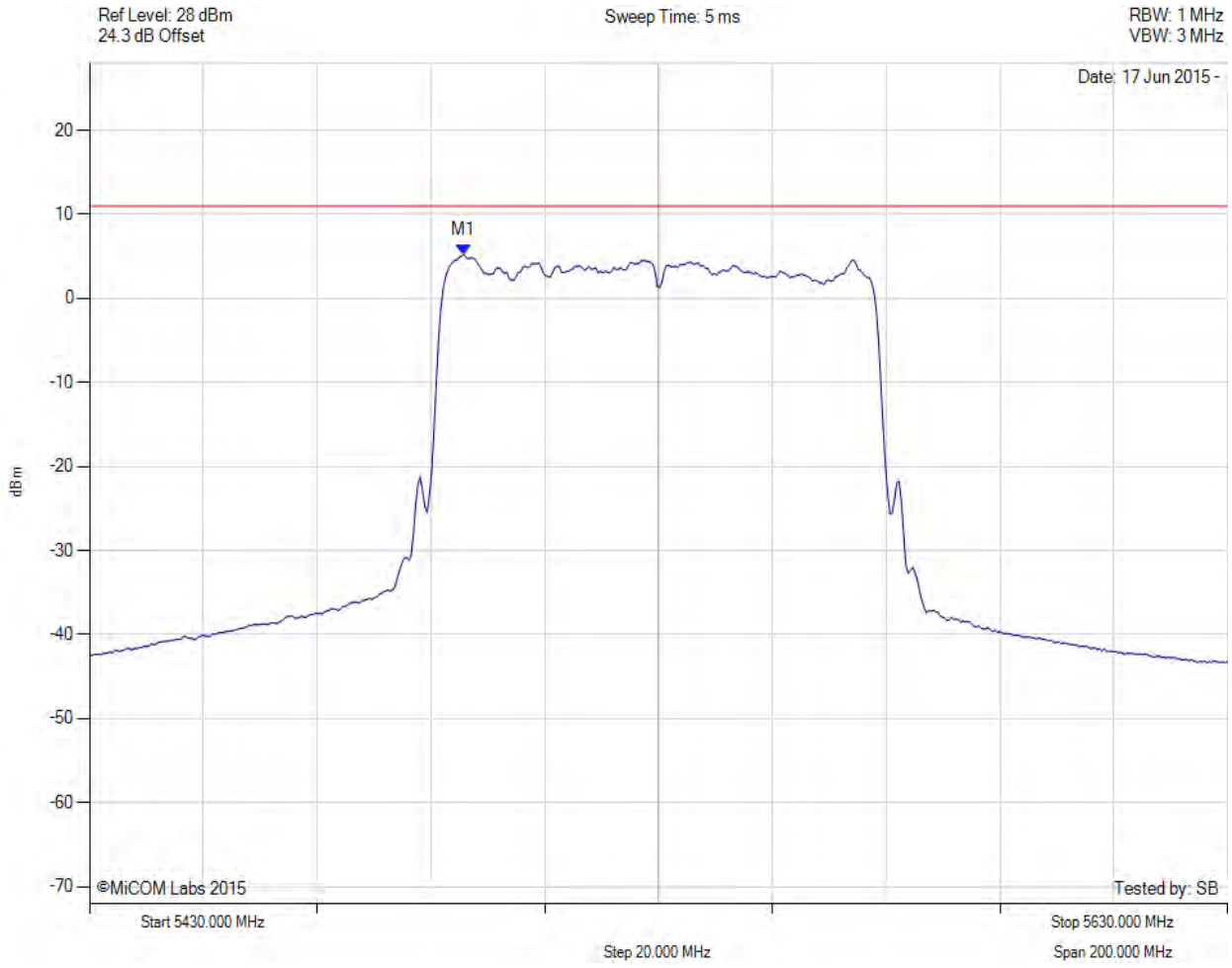

Analyser Setup	Marker:Frequency:Amplitude	Test Results
Detector = RMS Sweep Count = 100 RF Atten (dB) = 20 Trace Mode = VIEW	M1 : 5495.700 MHz : 5.236 dBm M1 + DCCF : 5495.700 MHz : 5.333 dBm Duty Cycle Correction Factor : +0.09 dB	Limit: ≤ 11.0 dBm Margin: -5.6 dB

back to matrix

POWER SPECTRAL DENSITY

Variant: 802.11ac-80, Channel: 5610.00 MHz, Chain a, Temp: Ambient, Voltage: 0.8 Vdc

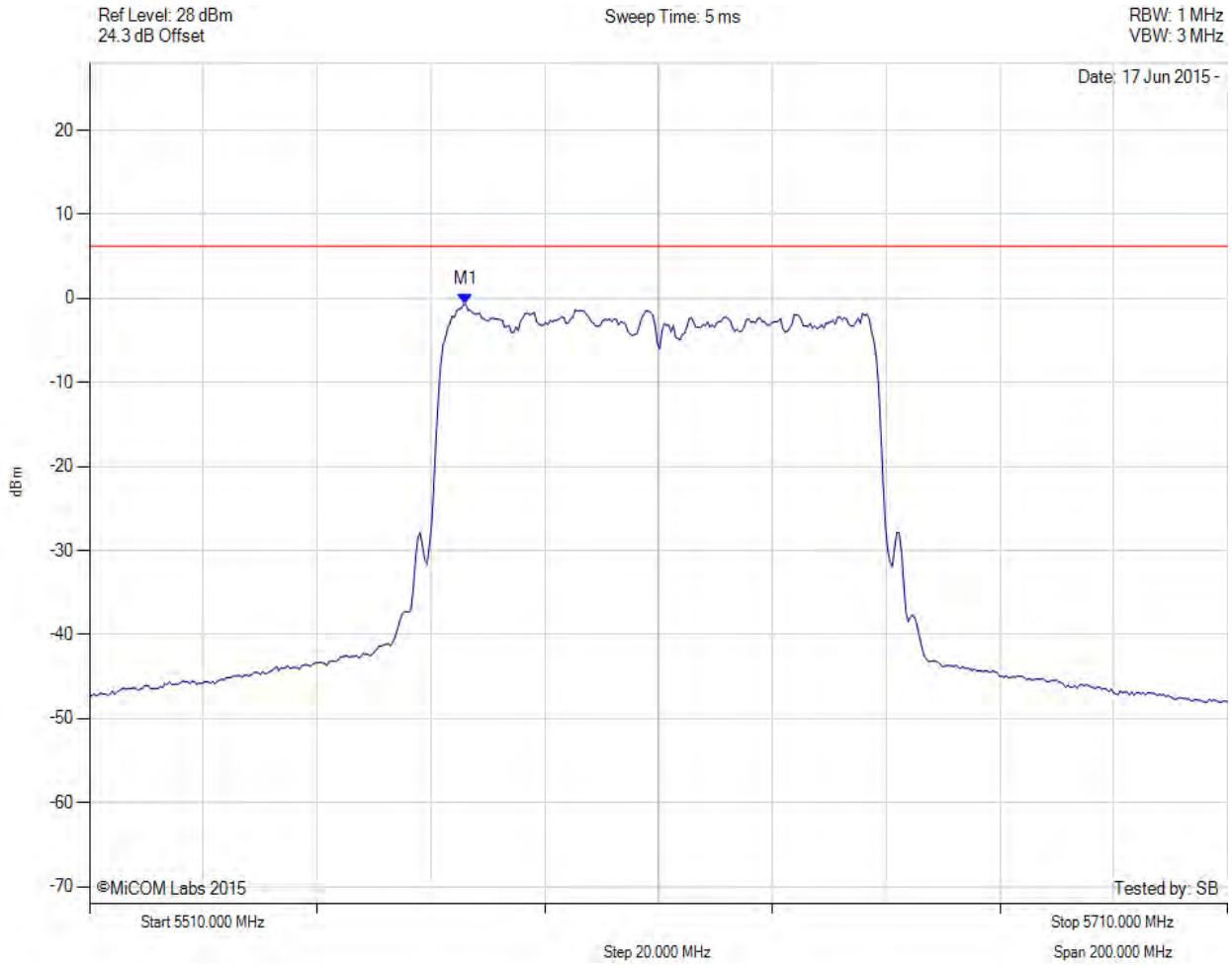

Analyser Setup	Marker:Frequency:Amplitude	Test Results
Detector = RMS Sweep Count = 100 RF Atten (dB) = 20 Trace Mode = VIEW	M1 : 5576.132 MHz : -0.693 dBm	Limit: ≤ 6.230 dBm

back to matrix

POWER SPECTRAL DENSITY

Variant: 802.11ac-80, Channel: 5610.00 MHz, Chain b, Temp: Ambient, Voltage: 0.8 Vdc

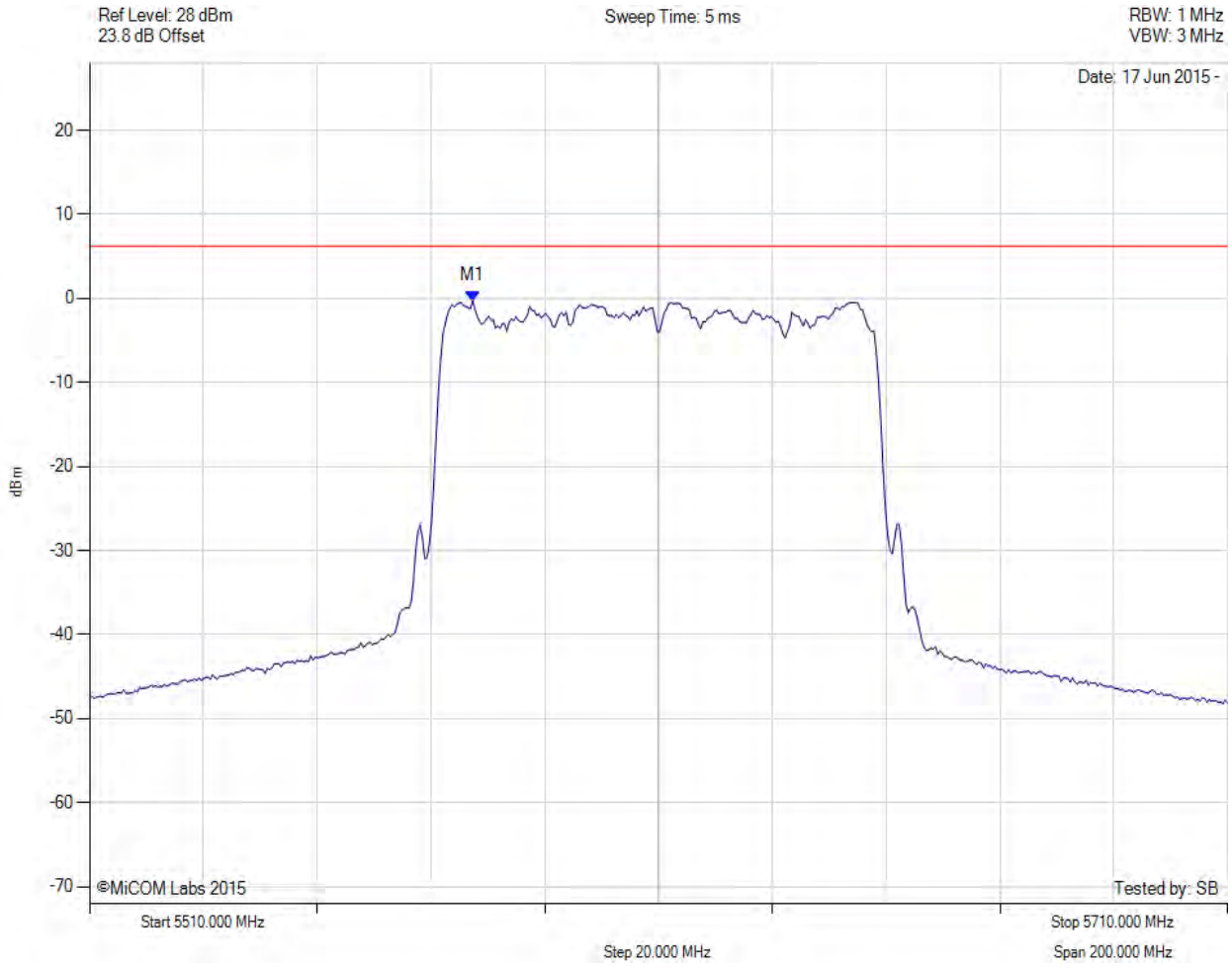

Analyser Setup	Marker:Frequency:Amplitude	Test Results
Detector = RMS Sweep Count = 100 RF Atten (dB) = 20 Trace Mode = VIEW	M1 : 5577.335 MHz : -0.285 dBm	Channel Frequency: 5610.00 MHz

back to matrix

POWER SPECTRAL DENSITY

Variant: 802.11ac-80, Channel: 5610.00 MHz, Chain c, Temp: Ambient, Voltage: 0.8 Vdc

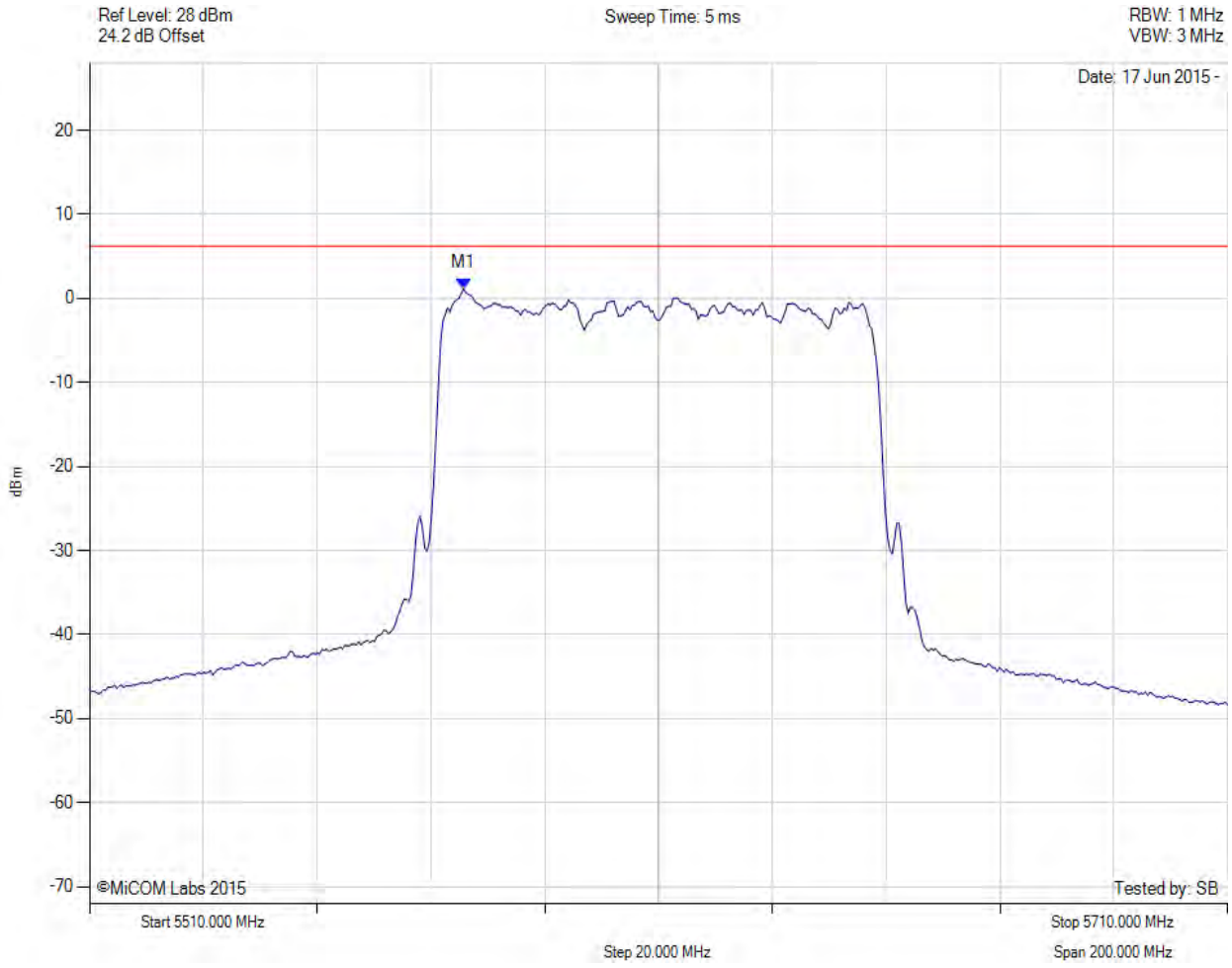

Analyser Setup	Marker:Frequency:Amplitude	Test Results
Detector = RMS Sweep Count = 100 RF Atten (dB) = 20 Trace Mode = VIEW	M1 : 5575.731 MHz : 1.190 dBm	Limit: ≤ 6.230 dBm

back to matrix

POWER SPECTRAL DENSITY

Variant: 802.11ac-80, Channel: 5610.00 MHz, SUM, Temp: Ambient, Voltage: 0.8 Vdc

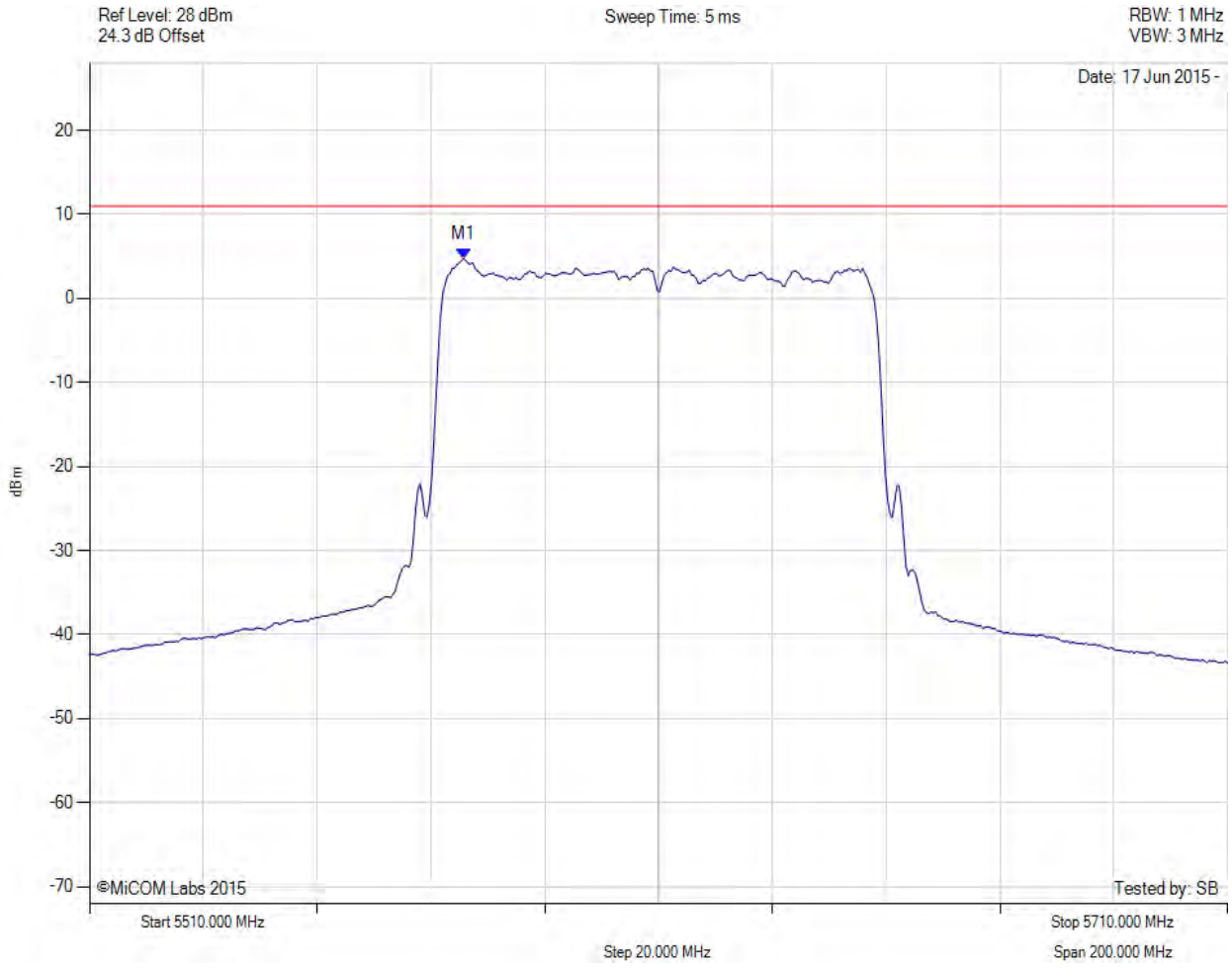

Analyser Setup	Marker:Frequency:Amplitude	Test Results
Detector = RMS Sweep Count = 100 RF Atten (dB) = 20 Trace Mode = VIEW	M1 : 5575.700 MHz : 4.750 dBm M1 + DCCF : 5575.700 MHz : 4.847 dBm Duty Cycle Correction Factor : +0.09 dB	Limit: ≤ 11.0 dBm Margin: -6.1 dB

back to matrix

POWER SPECTRAL DENSITY

Variant: 802.11ac-80, Channel: 5690.00 MHz, Chain a, Temp: Ambient, Voltage: 0.8 Vdc

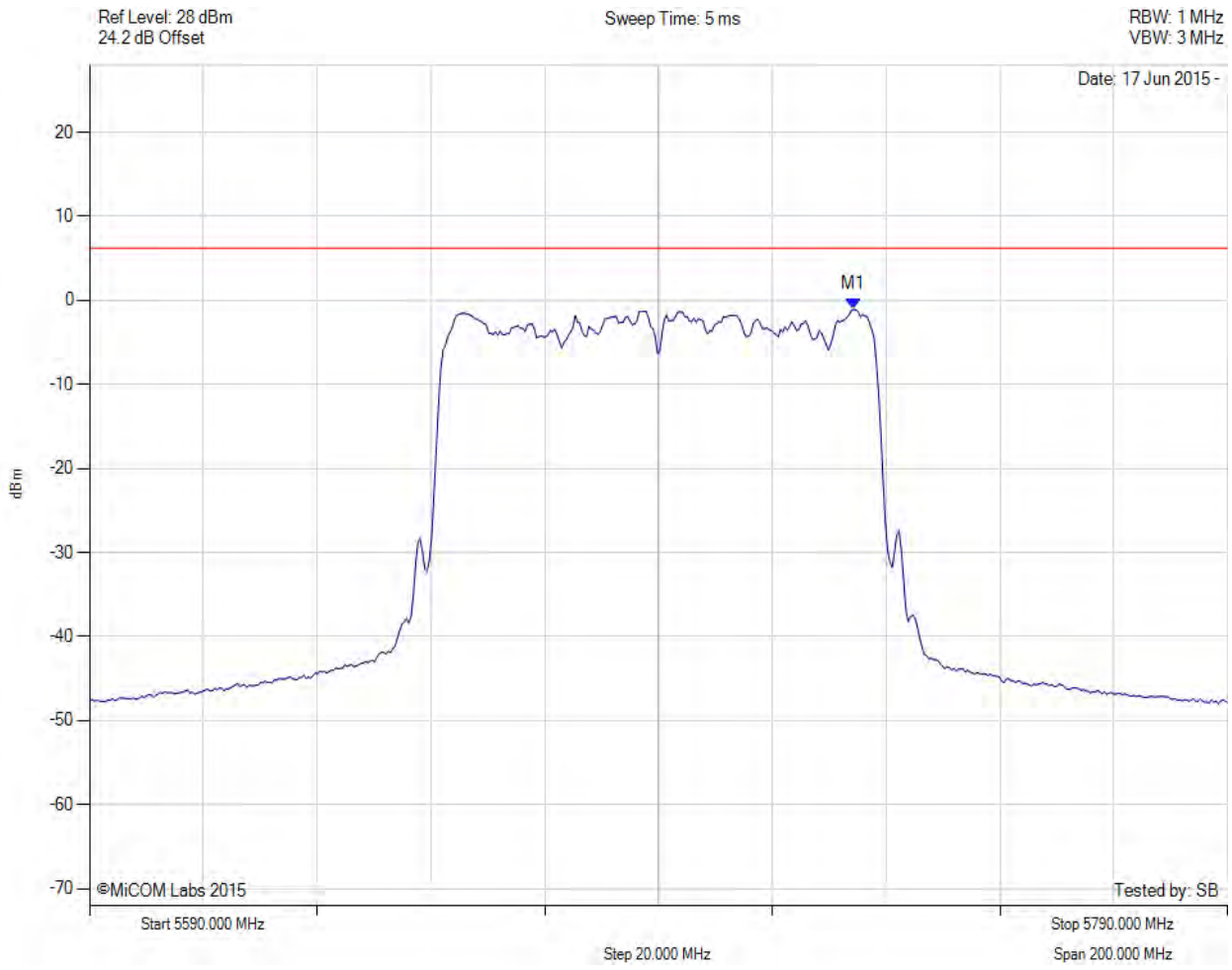

Analyser Setup	Marker:Frequency:Amplitude	Test Results
Detector = RMS Sweep Count = 100 RF Atten (dB) = 20 Trace Mode = VIEW	M1 : 5724.269 MHz : -1.062 dBm	Limit: ≤ 6.230 dBm

back to matrix

POWER SPECTRAL DENSITY

Variant: 802.11ac-80, Channel: 5690.00 MHz, Chain b, Temp: Ambient, Voltage: 0.8 Vdc

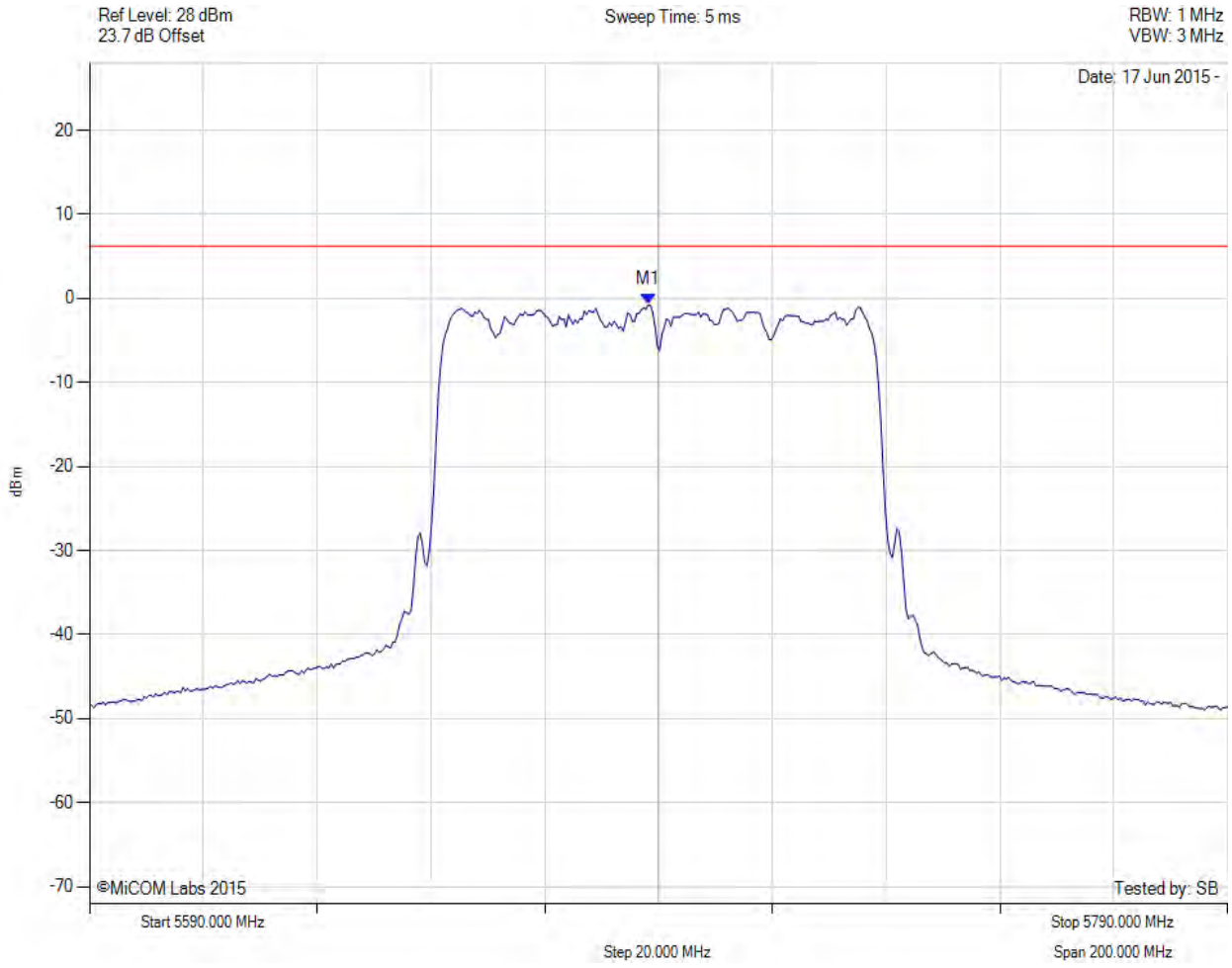

Analyser Setup	Marker:Frequency:Amplitude	Test Results
Detector = RMS Sweep Count = 100 RF Atten (dB) = 20 Trace Mode = VIEW	M1 : 5688.196 MHz : -0.760 dBm	Limit: ≤ 6.230 dBm

back to matrix

POWER SPECTRAL DENSITY

Variant: 802.11ac-80, Channel: 5690.00 MHz, Chain c, Temp: Ambient, Voltage: 0.8 Vdc

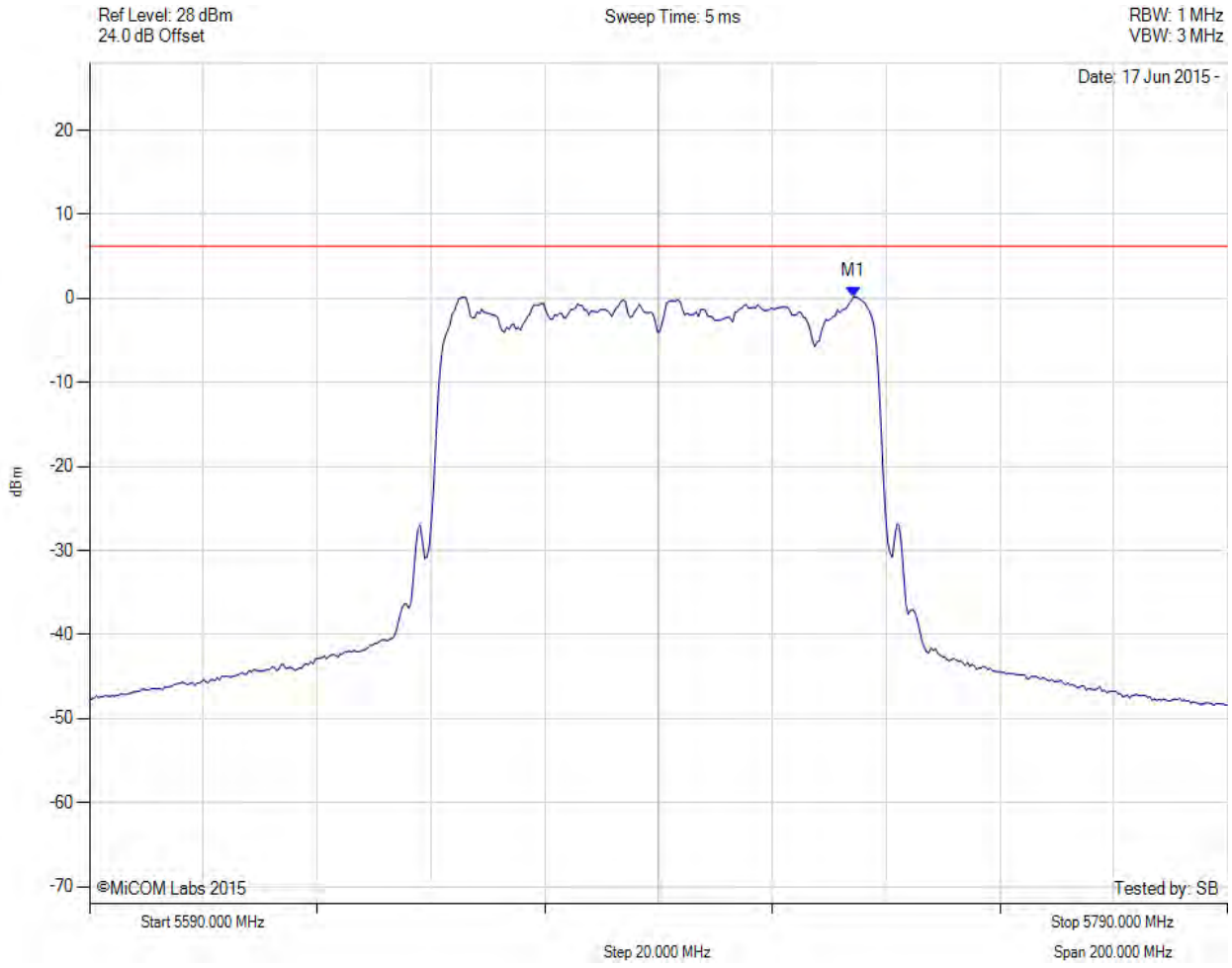

Analyser Setup	Marker:Frequency:Amplitude	Test Results
Detector = RMS Sweep Count = 100 RF Atten (dB) = 20 Trace Mode = VIEW	M1 : 5724.269 MHz : 0.199 dBm	Limit: ≤ 6.230 dBm

back to matrix

POWER SPECTRAL DENSITY

Variant: 802.11ac-80, Channel: 5690.00 MHz, SUM, Temp: Ambient, Voltage: 0.8 Vdc

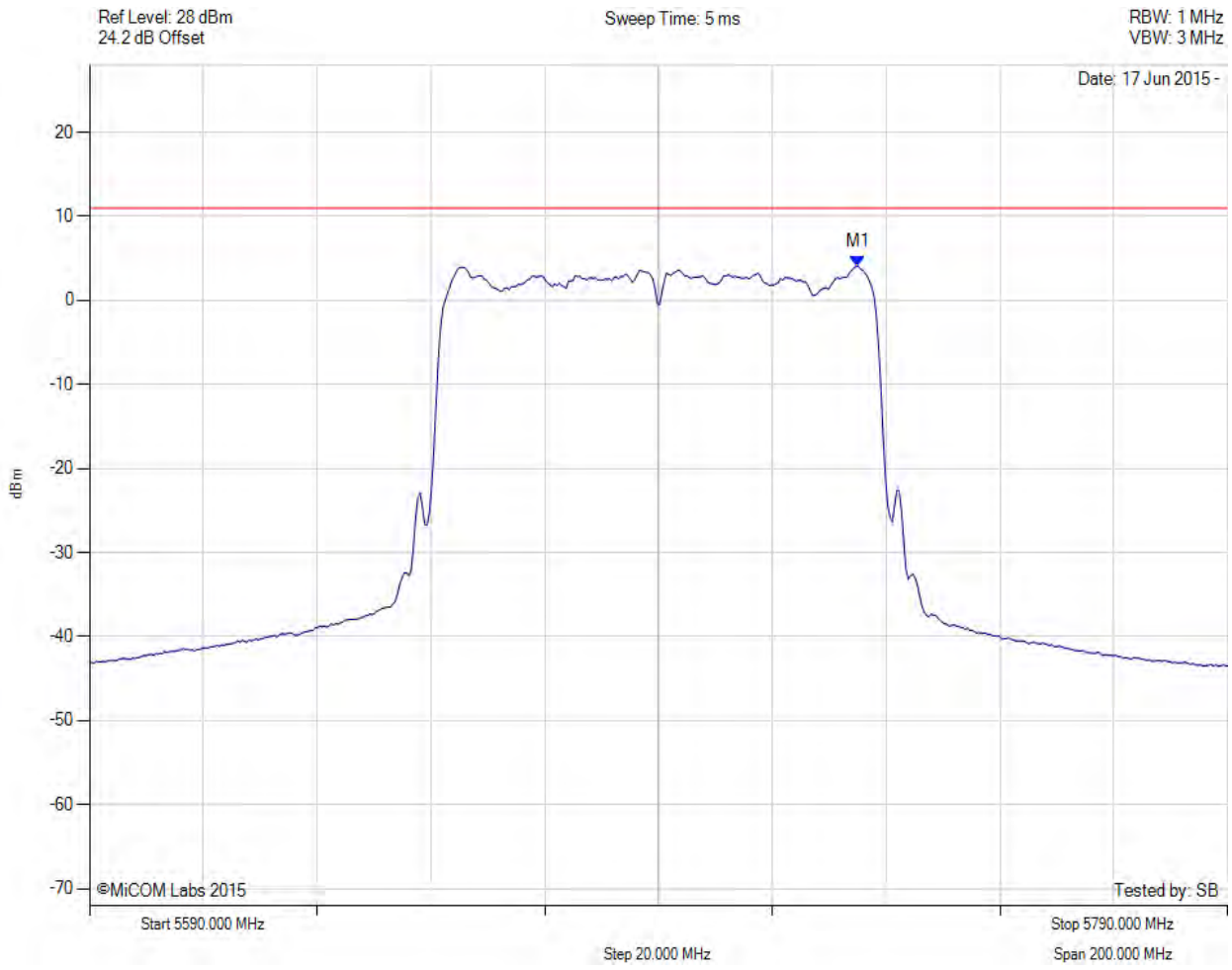

Analyser Setup	Marker:Frequency:Amplitude	Test Results
Detector = RMS Sweep Count = 100 RF Atten (dB) = 20 Trace Mode = VIEW	M1 : 5725.100 MHz : 4.062 dBm M1 + DCCF : 5725.100 MHz : 4.159 dBm Duty Cycle Correction Factor : +0.09 dB	Limit: ≤ 11.0 dBm Margin: -6.8 dB

back to matrix

POWER SPECTRAL DENSITY

Variant: 802.11n HT-20, Channel: 5500.00 MHz, Chain a, Temp: Ambient, Voltage: 0.8 Vdc

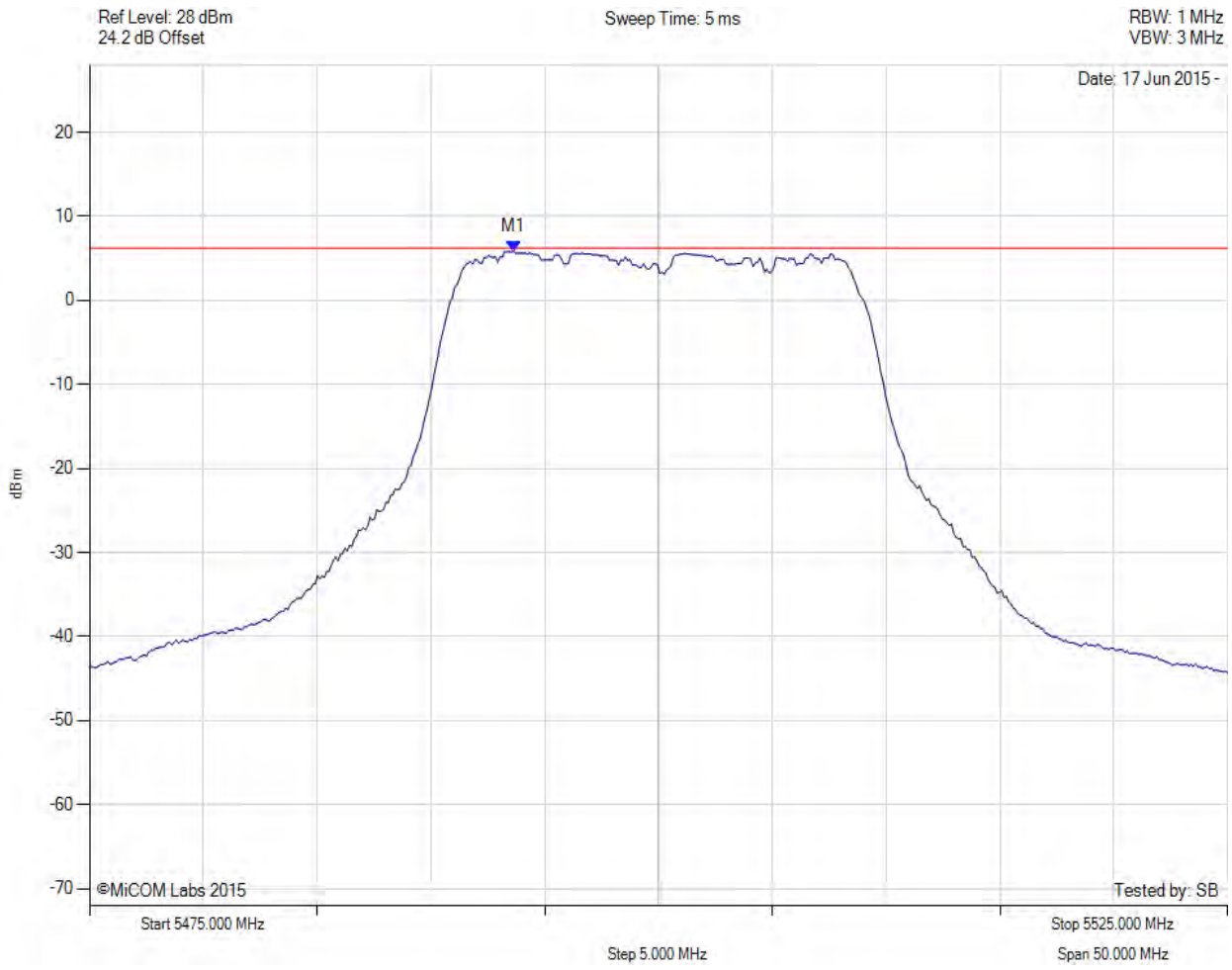

Analyser Setup	Marker:Frequency:Amplitude	Test Results
Detector = RMS Sweep Count = 100 RF Atten (dB) = 20 Trace Mode = VIEW	M1 : 5493.637 MHz : 5.828 dBm	Limit: ≤ 6.230 dBm

back to matrix

POWER SPECTRAL DENSITY

Variant: 802.11n HT-20, Channel: 5500.00 MHz, Chain b, Temp: Ambient, Voltage: 0.8 Vdc

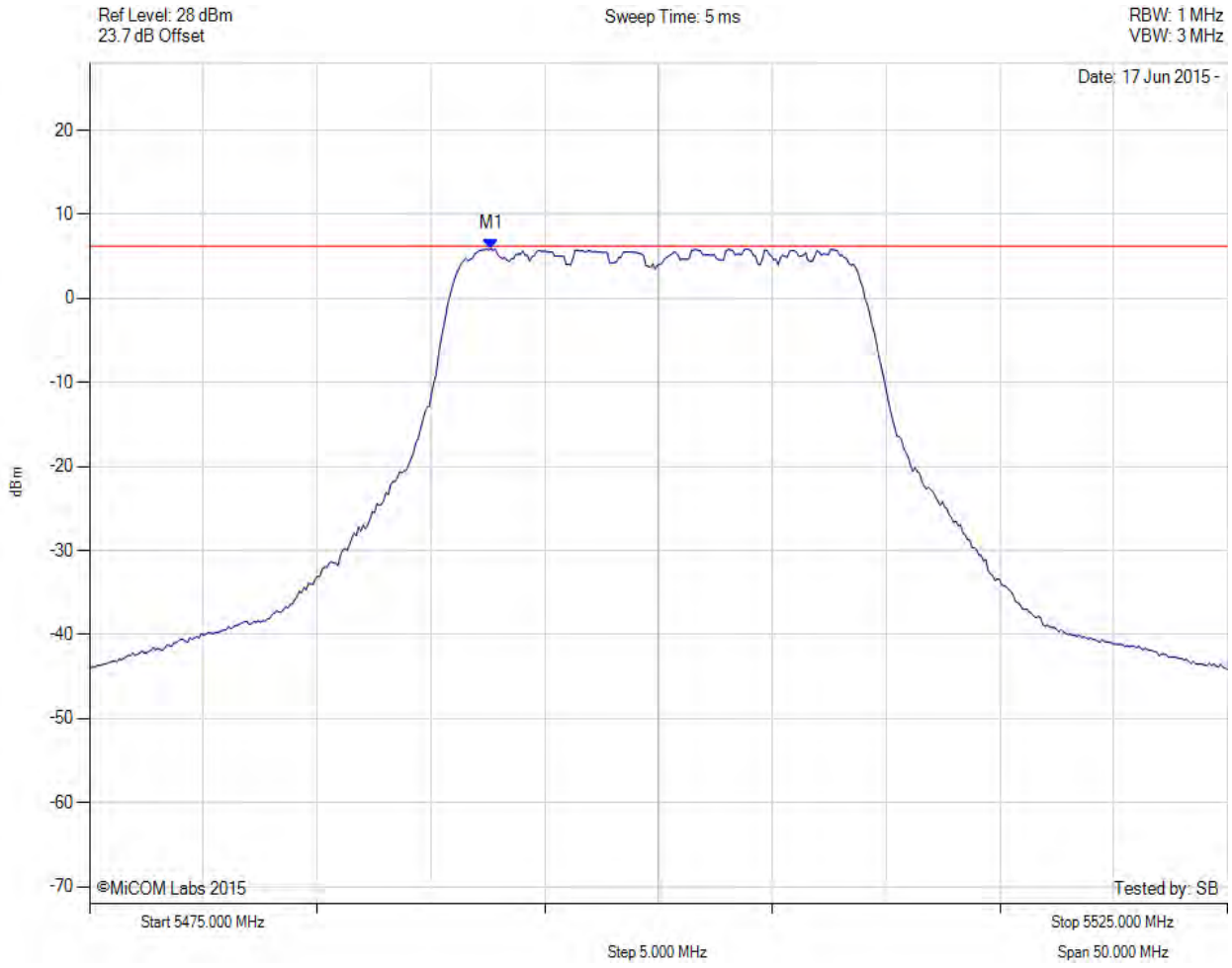

Analyser Setup	Marker:Frequency:Amplitude	Test Results
Detector = RMS Sweep Count = 100 RF Atten (dB) = 20 Trace Mode = VIEW	M1 : 5492.635 MHz : 5.901 dBm	Limit: ≤ 6.230 dBm

back to matrix

POWER SPECTRAL DENSITY

Variant: 802.11n HT-20, Channel: 5500.00 MHz, Chain c, Temp: Ambient, Voltage: 0.8 Vdc

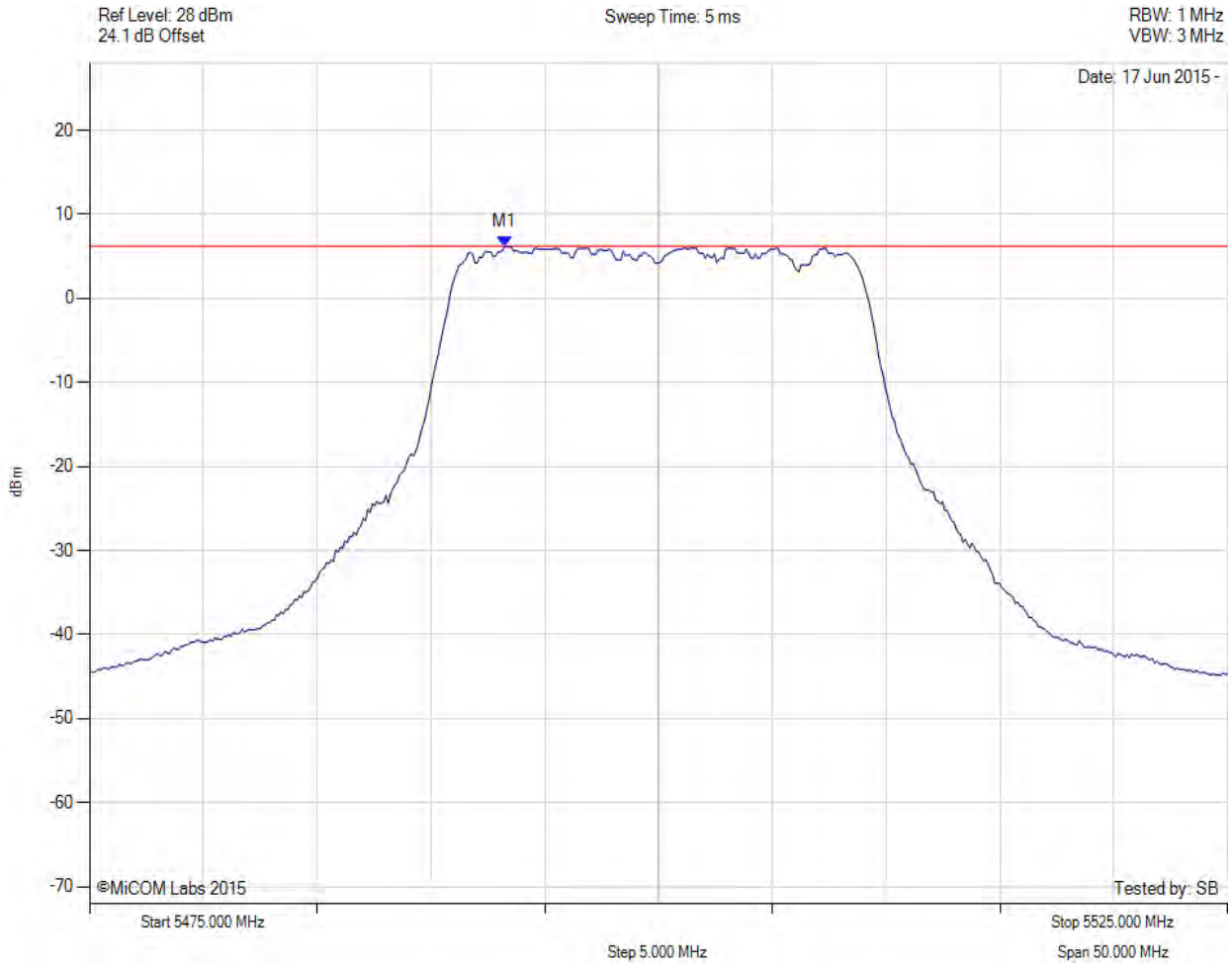

Analyser Setup	Marker:Frequency:Amplitude	Test Results
Detector = RMS Sweep Count = 100 RF Atten (dB) = 20 Trace Mode = VIEW	M1 : 5493.236 MHz : 6.210 dBm	Limit: ≤ 6.230 dBm

back to matrix

POWER SPECTRAL DENSITY

Variant: 802.11n HT-20, Channel: 5500.00 MHz, SUM, Temp: Ambient, Voltage: 0.8 Vdc

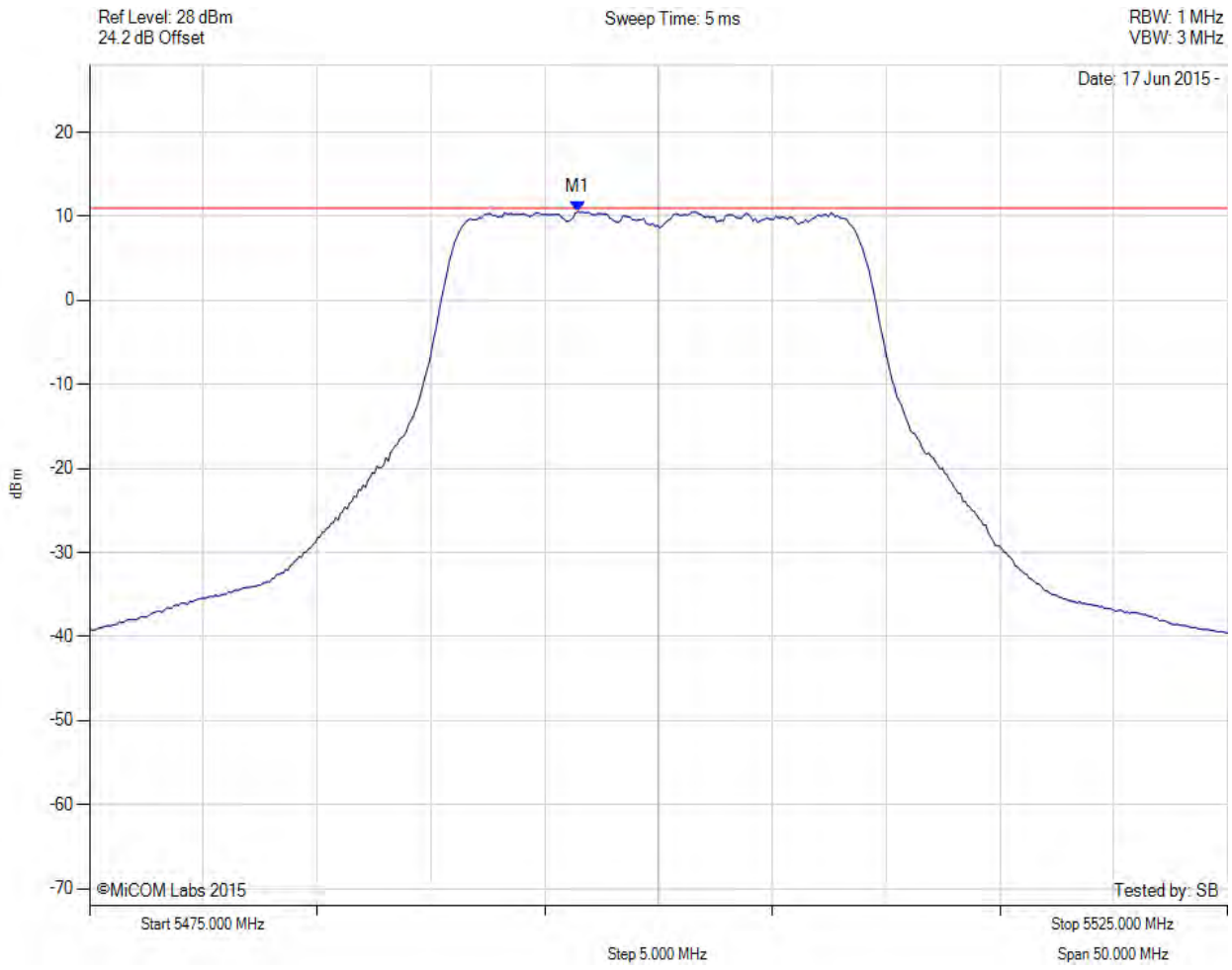

Analyser Setup	Marker:Frequency:Amplitude	Test Results
Detector = RMS Sweep Count = 100 RF Atten (dB) = 20 Trace Mode = VIEW	M1 : 5496.400 MHz : 10.542 dBm M1 + DCCF : 5496.400 MHz : 10.586 dBm Duty Cycle Correction Factor : +0.04 dB	Limit: ≤ 11.0 dBm Margin: -0.4 dB

back to matrix

POWER SPECTRAL DENSITY

Variant: 802.11n HT-20, Channel: 5580.00 MHz, Chain a, Temp: Ambient, Voltage: 0.8 Vdc

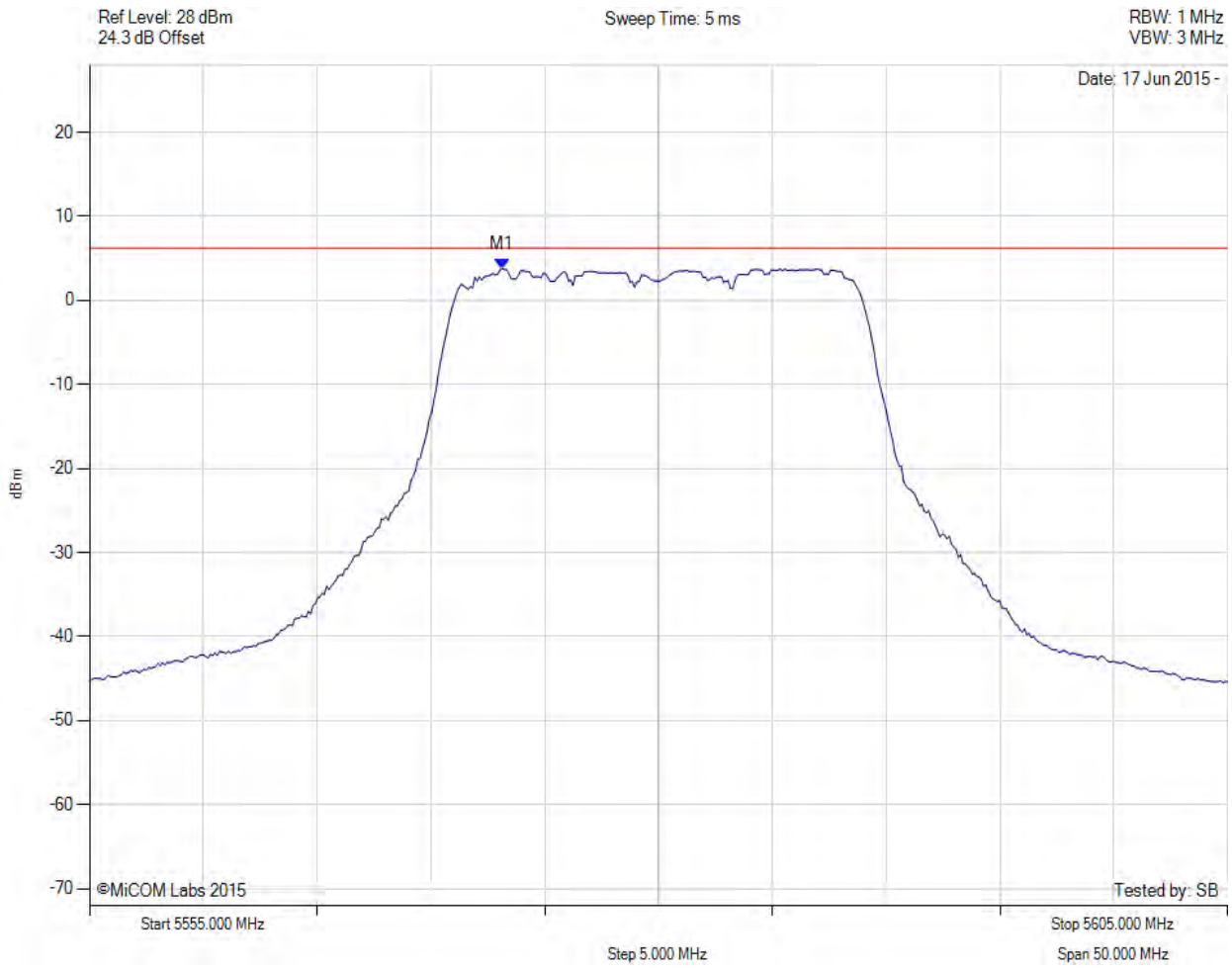

Analyser Setup	Marker:Frequency:Amplitude	Test Results
Detector = RMS Sweep Count = 100 RF Atten (dB) = 20 Trace Mode = VIEW	M1 : 5573.136 MHz : 3.771 dBm	Limit: ≤ 6.230 dBm

back to matrix

POWER SPECTRAL DENSITY

Variant: 802.11n HT-20, Channel: 5580.00 MHz, Chain b, Temp: Ambient, Voltage: 0.8 Vdc

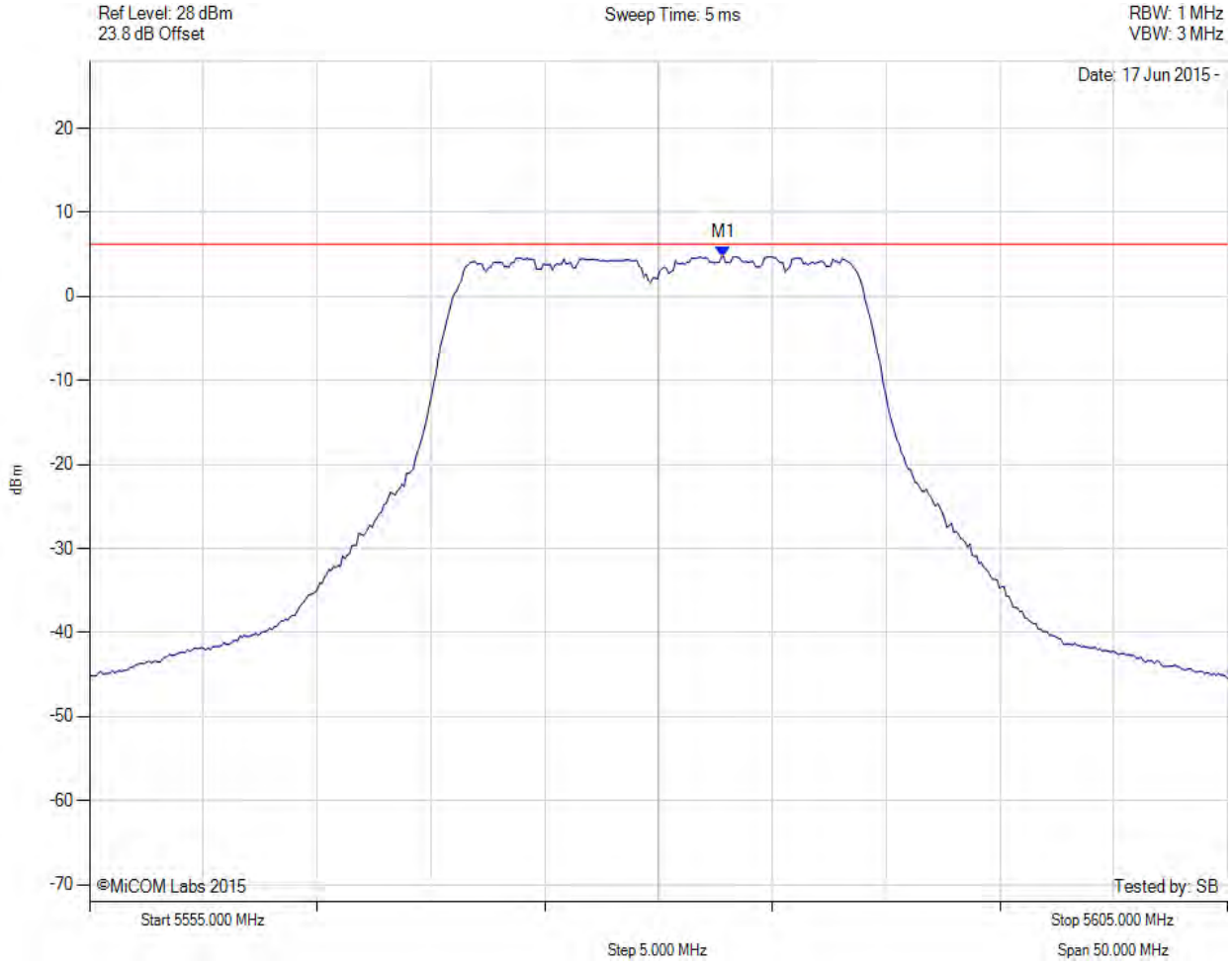

Analyser Setup	Marker:Frequency:Amplitude	Test Results
Detector = RMS Sweep Count = 100 RF Atten (dB) = 20 Trace Mode = VIEW	M1 : 5582.856 MHz : 4.741 dBm	Channel Frequency: 5580.00 MHz

back to matrix

POWER SPECTRAL DENSITY

Variant: 802.11n HT-20, Channel: 5580.00 MHz, Chain c, Temp: Ambient, Voltage: 0.8 Vdc

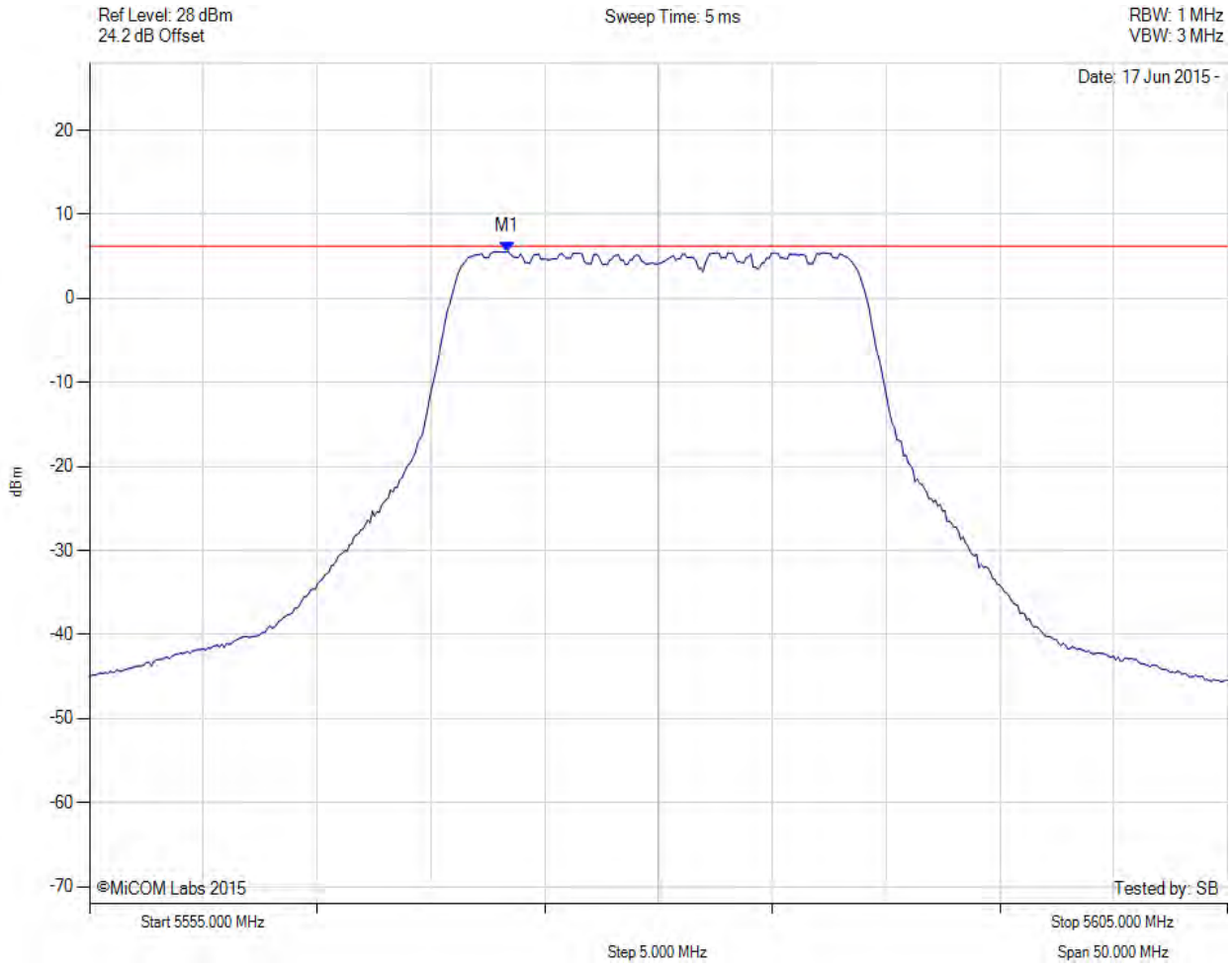

Analyser Setup	Marker:Frequency:Amplitude	Test Results
Detector = RMS Sweep Count = 100 RF Atten (dB) = 20 Trace Mode = VIEW	M1 : 5573.337 MHz : 5.586 dBm	Limit: ≤ 6.230 dBm

back to matrix

POWER SPECTRAL DENSITY

Variant: 802.11n HT-20, Channel: 5580.00 MHz, SUM, Temp: Ambient, Voltage: 0.8 Vdc

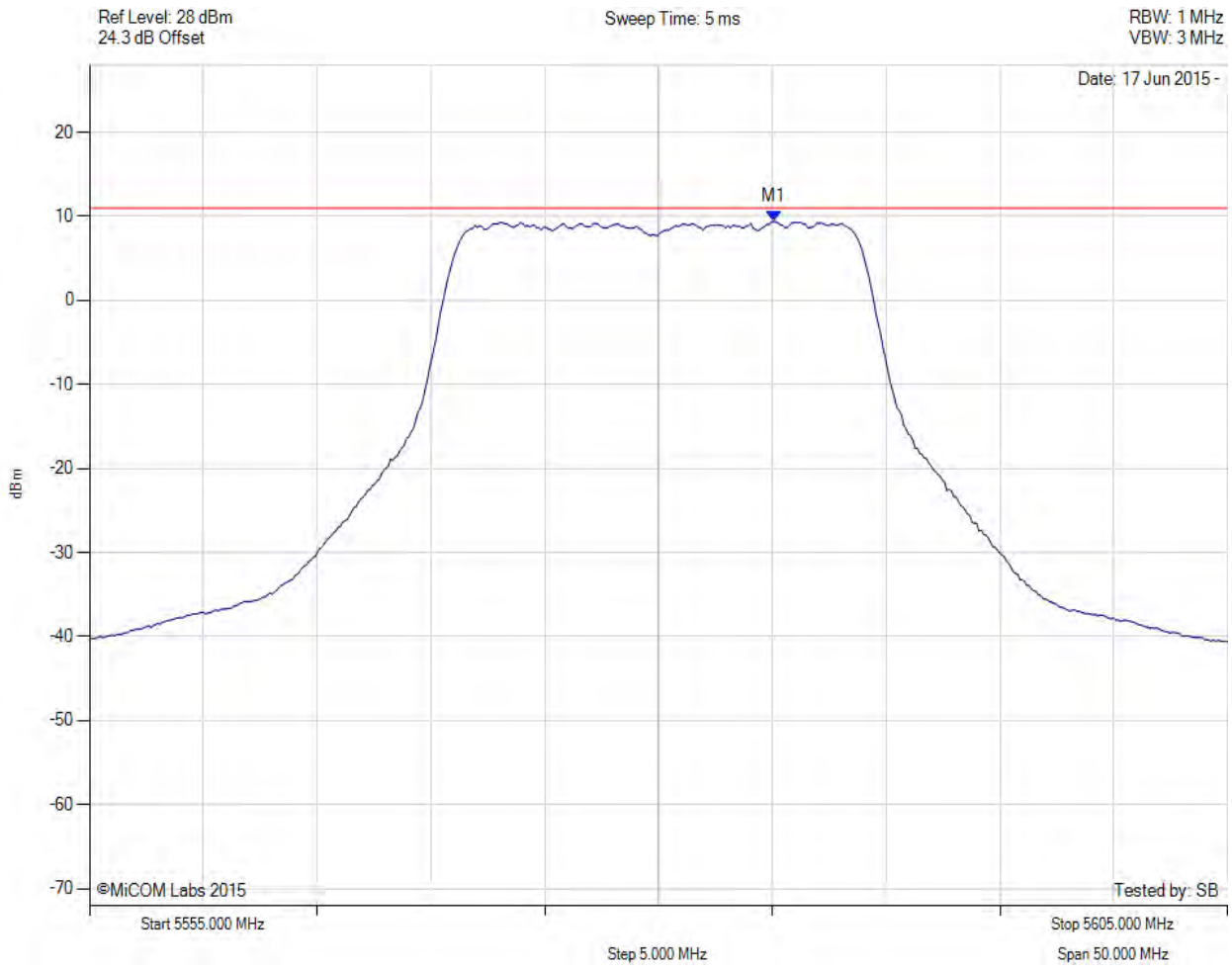

Analyser Setup	Marker:Frequency:Amplitude	Test Results
Detector = RMS Sweep Count = 100 RF Atten (dB) = 20 Trace Mode = VIEW	M1 : 5585.100 MHz : 9.388 dBm M1 + DCCF : 5585.100 MHz : 9.432 dBm Duty Cycle Correction Factor : +0.04 dB	Limit: ≤ 11.0 dBm Margin: -1.5 dB

back to matrix

POWER SPECTRAL DENSITY

Variant: 802.11n HT-20, Channel: 5720.00 MHz, Chain a, Temp: Ambient, Voltage: 0.8 Vdc

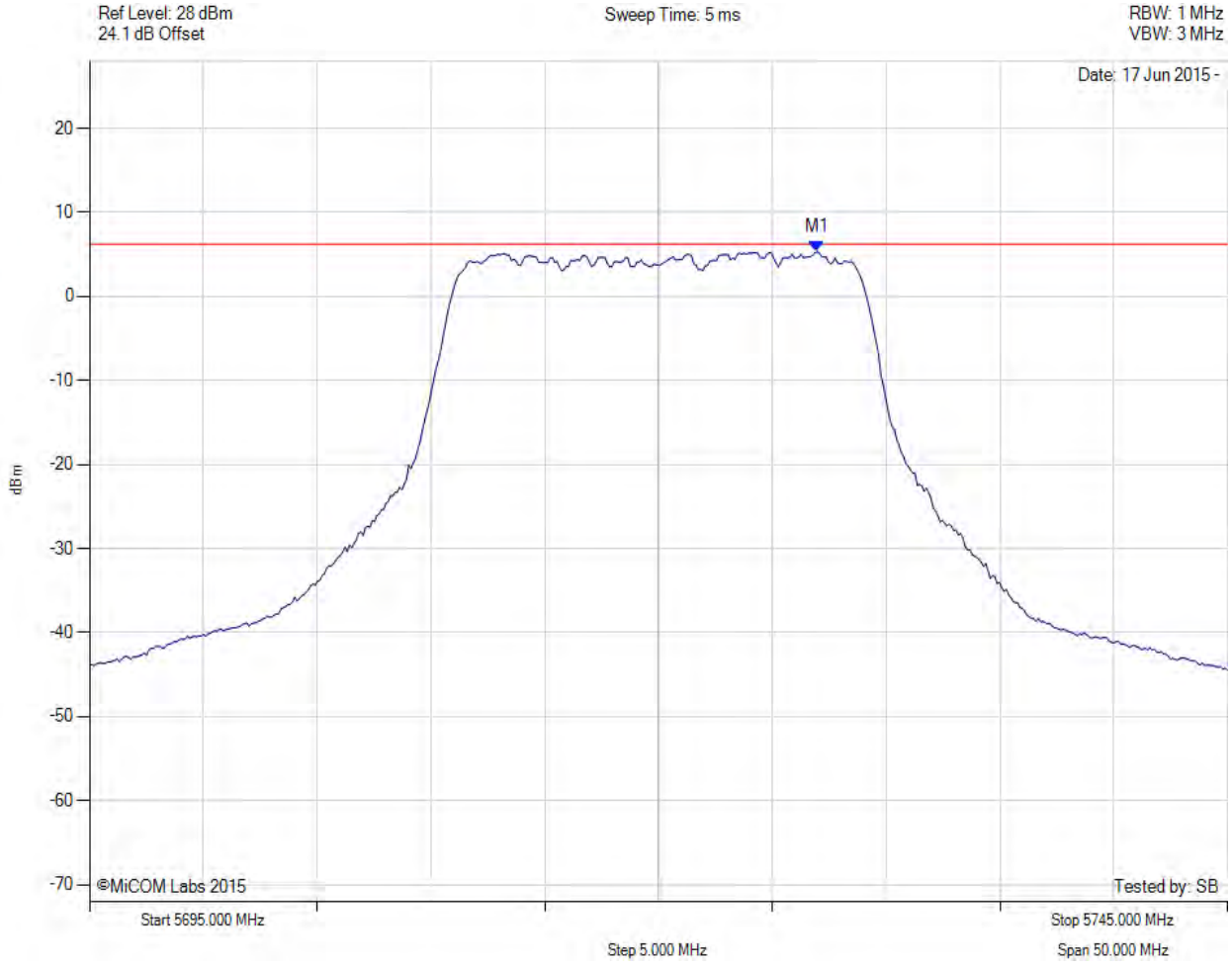

Analyser Setup	Marker:Frequency:Amplitude	Test Results
Detector = RMS Sweep Count = 100 RF Atten (dB) = 20 Trace Mode = VIEW	M1 : 5726.964 MHz : 5.328 dBm	Limit: ≤ 6.230 dBm

back to matrix

POWER SPECTRAL DENSITY

Variant: 802.11n HT-20, Channel: 5720.00 MHz, Chain b, Temp: Ambient, Voltage: 0.8 Vdc

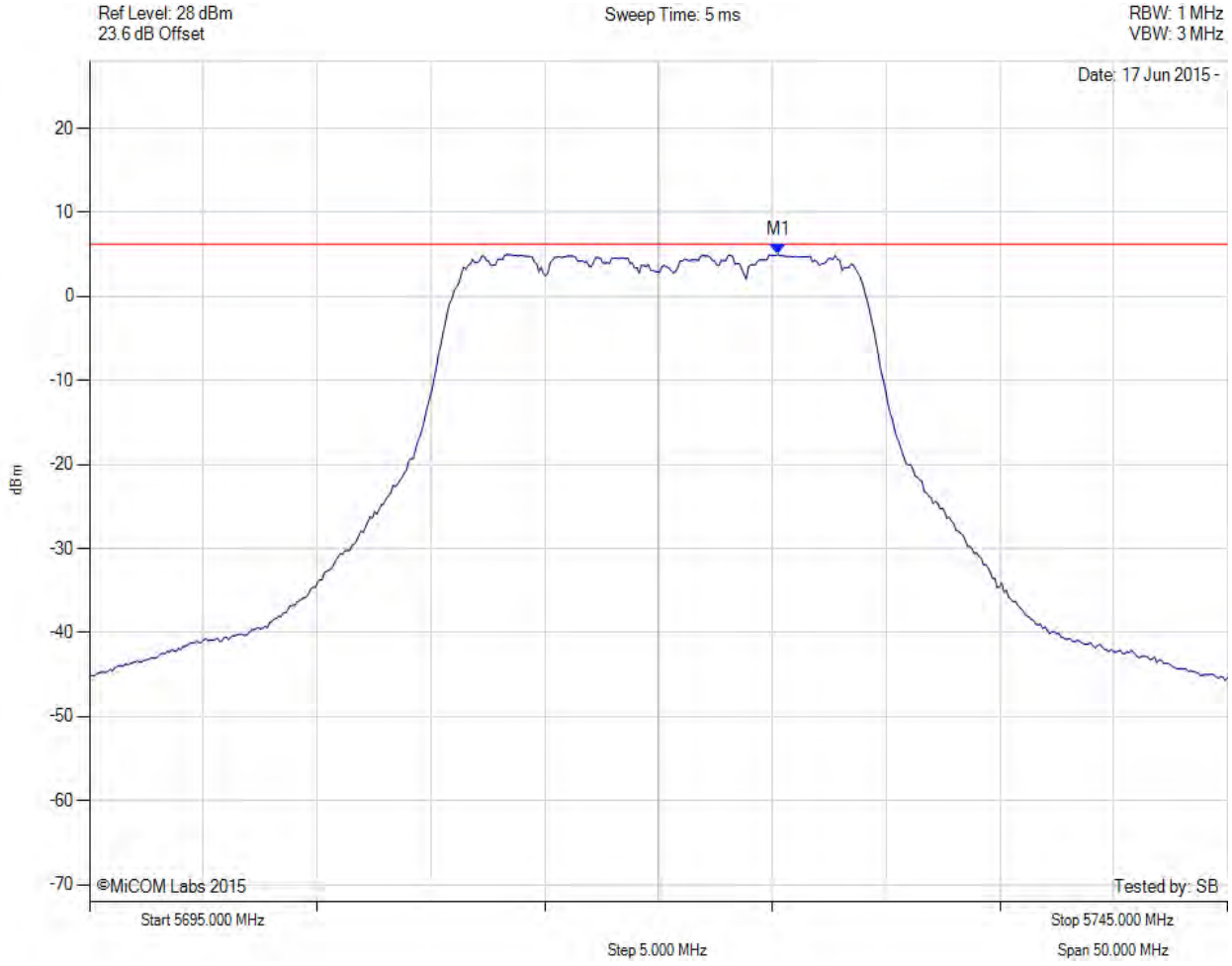

Analyser Setup	Marker:Frequency:Amplitude	Test Results
Detector = RMS Sweep Count = 100 RF Atten (dB) = 20 Trace Mode = VIEW	M1 : 5725.261 MHz : 4.994 dBm	Limit: ≤ 6.230 dBm

back to matrix

POWER SPECTRAL DENSITY

Variant: 802.11n HT-20, Channel: 5720.00 MHz, Chain c, Temp: Ambient, Voltage: 0.8 Vdc

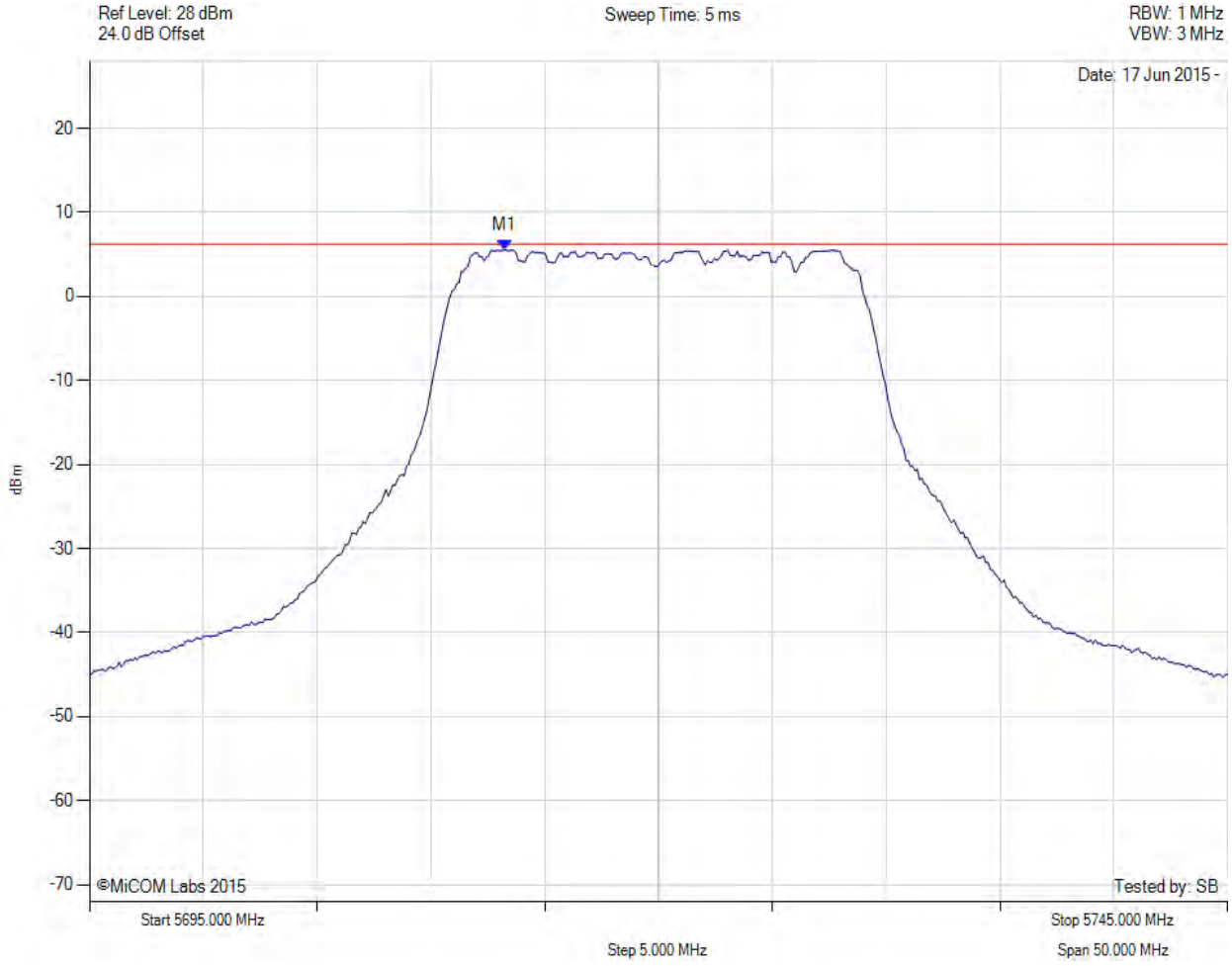

Analyser Setup	Marker:Frequency:Amplitude	Test Results
Detector = RMS Sweep Count = 100 RF Atten (dB) = 20 Trace Mode = VIEW	M1 : 5713.236 MHz : 5.536 dBm	Limit: ≤ 6.230 dBm

back to matrix

POWER SPECTRAL DENSITY

Variant: 802.11n HT-20, Channel: 5720.00 MHz, SUM, Temp: Ambient, Voltage: 0.8 Vdc

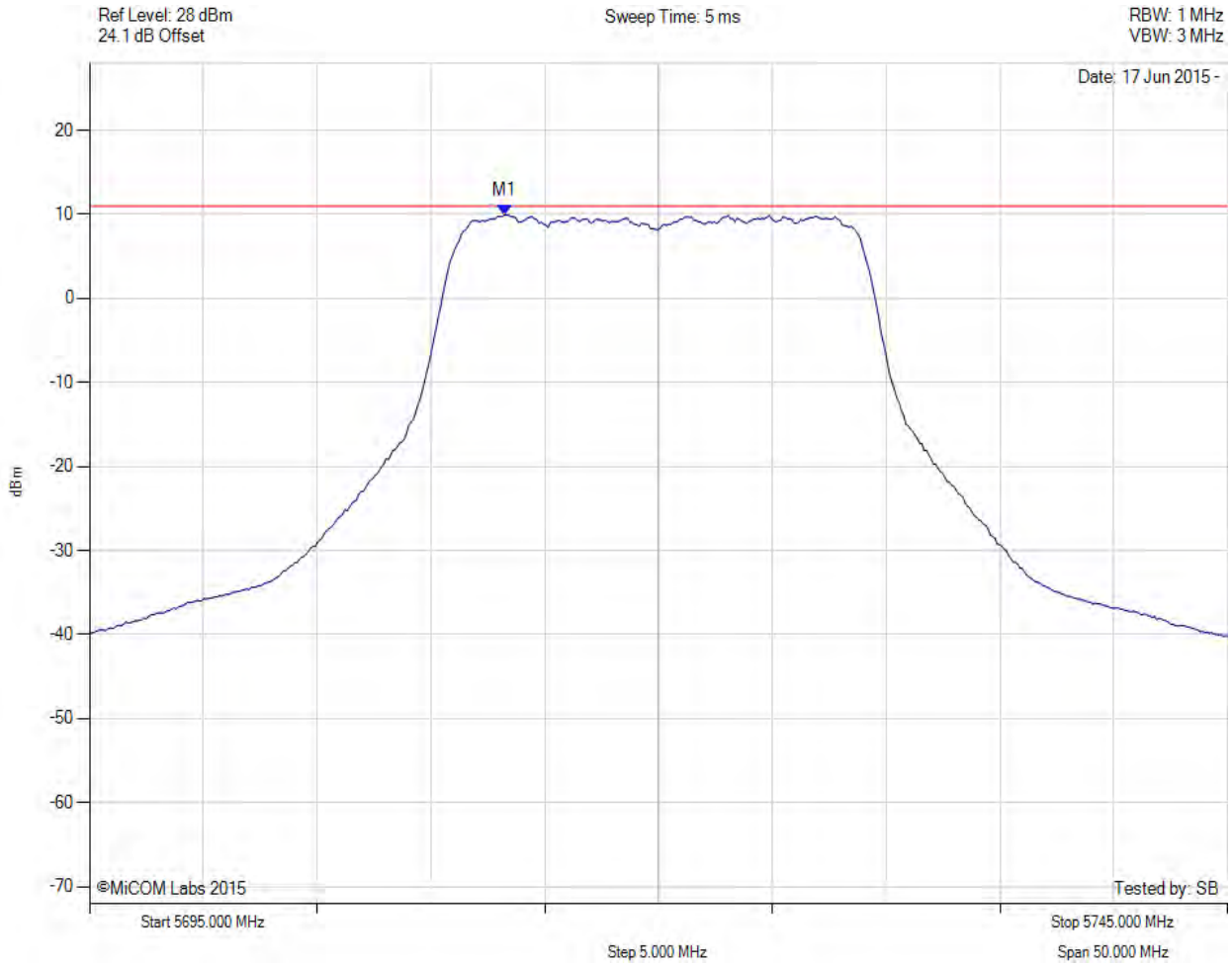

Analyser Setup	Marker:Frequency:Amplitude	Test Results
Detector = RMS Sweep Count = 100 RF Atten (dB) = 20 Trace Mode = VIEW	M1 : 5713.200 MHz : 9.952 dBm M1 + DCCF : 5713.200 MHz : 9.996 dBm Duty Cycle Correction Factor : +0.04 dB	Limit: ≤ 11.0 dBm Margin: -1.0 dB

back to matrix

POWER SPECTRAL DENSITY

Variant: 802.11n HT-40, Channel: 5510.00 MHz, Chain a, Temp: Ambient, Voltage: 0.8 Vdc

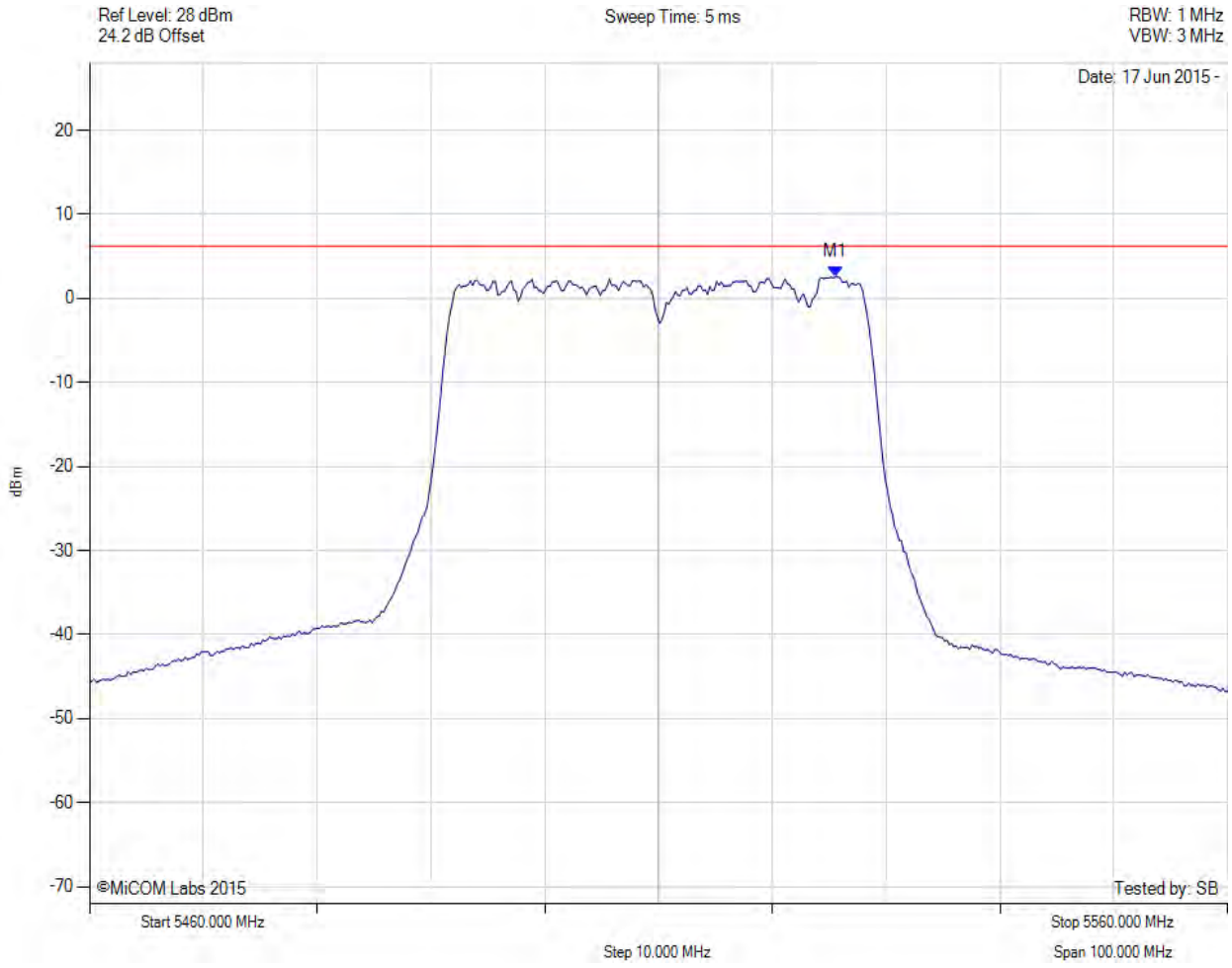

Analyser Setup	Marker:Frequency:Amplitude	Test Results
Detector = RMS Sweep Count = 100 RF Atten (dB) = 20 Trace Mode = VIEW	M1 : 5525.531 MHz : 2.554 dBm	Limit: ≤ 6.230 dBm

back to matrix

POWER SPECTRAL DENSITY

Variant: 802.11n HT-40, Channel: 5510.00 MHz, Chain b, Temp: Ambient, Voltage: 0.8 Vdc

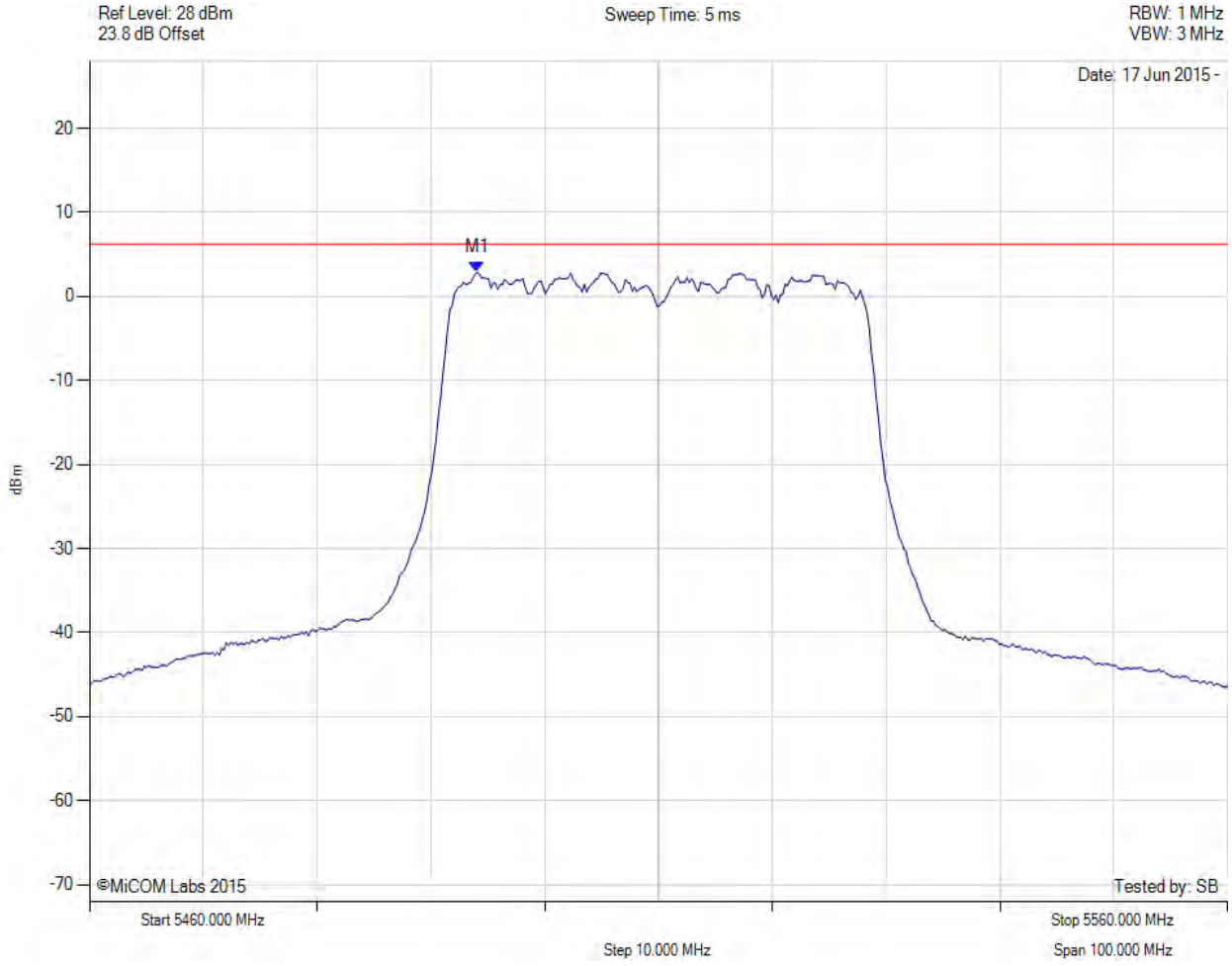

Analyser Setup	Marker:Frequency:Amplitude	Test Results
Detector = RMS Sweep Count = 100 RF Atten (dB) = 20 Trace Mode = VIEW	M1 : 5494.068 MHz : 2.870 dBm	Limit: ≤ 6.230 dBm

back to matrix

POWER SPECTRAL DENSITY

Variant: 802.11n HT-40, Channel: 5510.00 MHz, Chain c, Temp: Ambient, Voltage: 0.8 Vdc

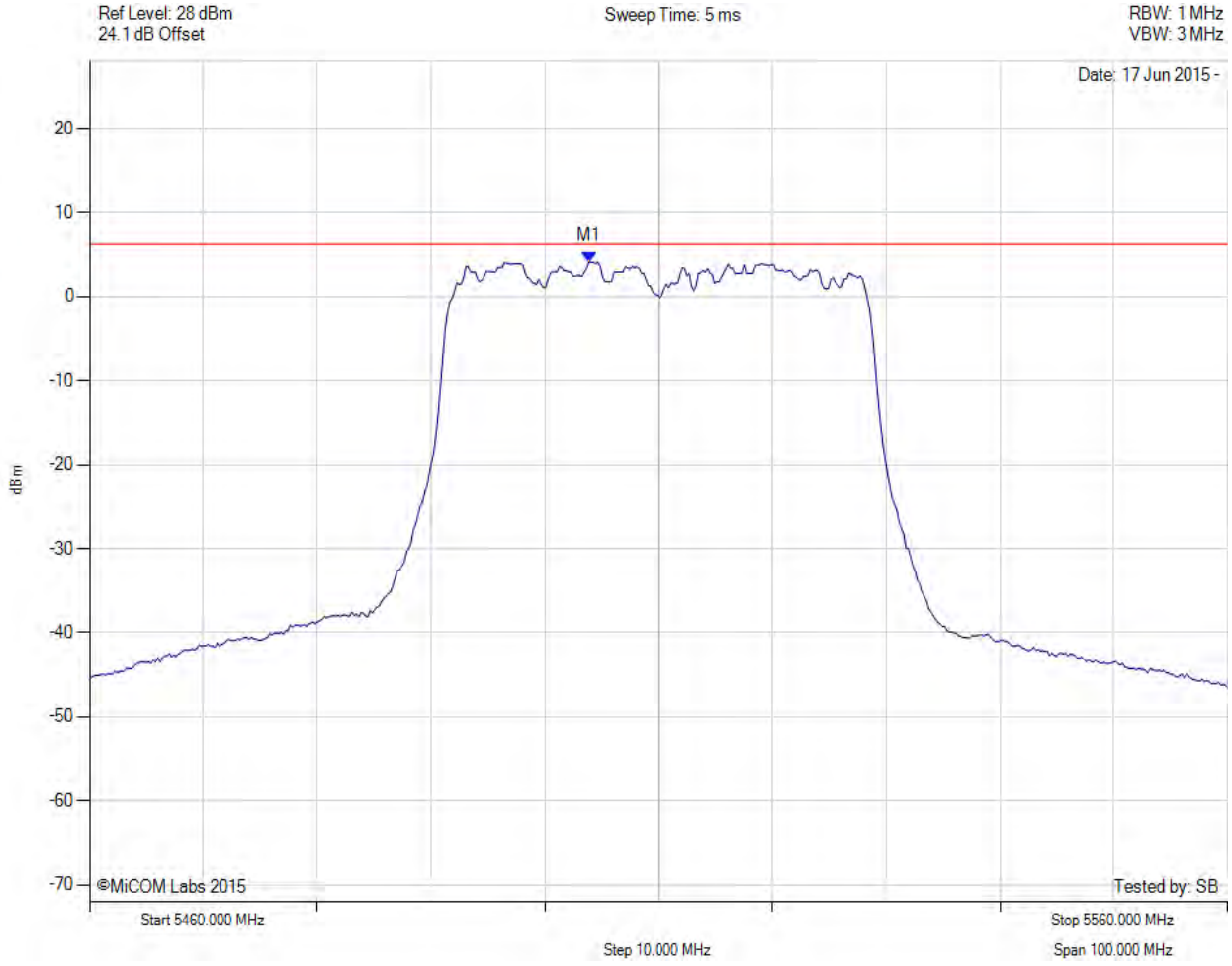

Analyser Setup	Marker:Frequency:Amplitude	Test Results
Detector = RMS Sweep Count = 100 RF Atten (dB) = 20 Trace Mode = VIEW	M1 : 5503.888 MHz : 4.121 dBm	Limit: ≤ 6.230 dBm

back to matrix

POWER SPECTRAL DENSITY

Variant: 802.11n HT-40, Channel: 5510.00 MHz, SUM, Temp: Ambient, Voltage: 0.8 Vdc

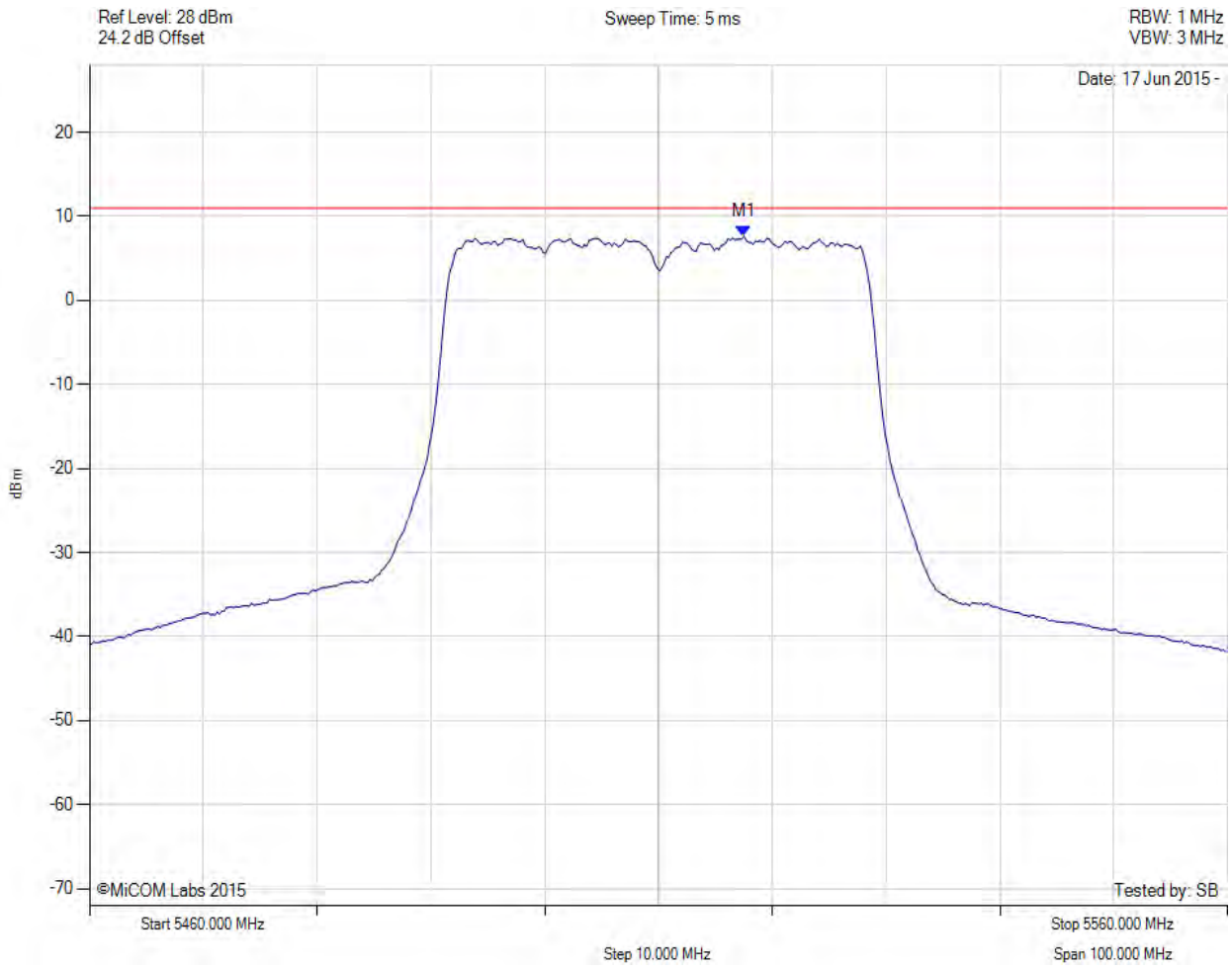

Analyser Setup	Marker:Frequency:Amplitude	Test Results
Detector = RMS Sweep Count = 100 RF Atten (dB) = 20 Trace Mode = VIEW	M1 : 5517.500 MHz : 7.625 dBm M1 + DCCF : 5517.500 MHz : 7.682 dBm Duty Cycle Correction Factor : +0.04 dB	Limit: ≤ 11.0 dBm Margin: -3.3 dB

back to matrix

POWER SPECTRAL DENSITY

Variant: 802.11n HT-40, Channel: 5550.00 MHz, Chain a, Temp: Ambient, Voltage: 0.8 Vdc

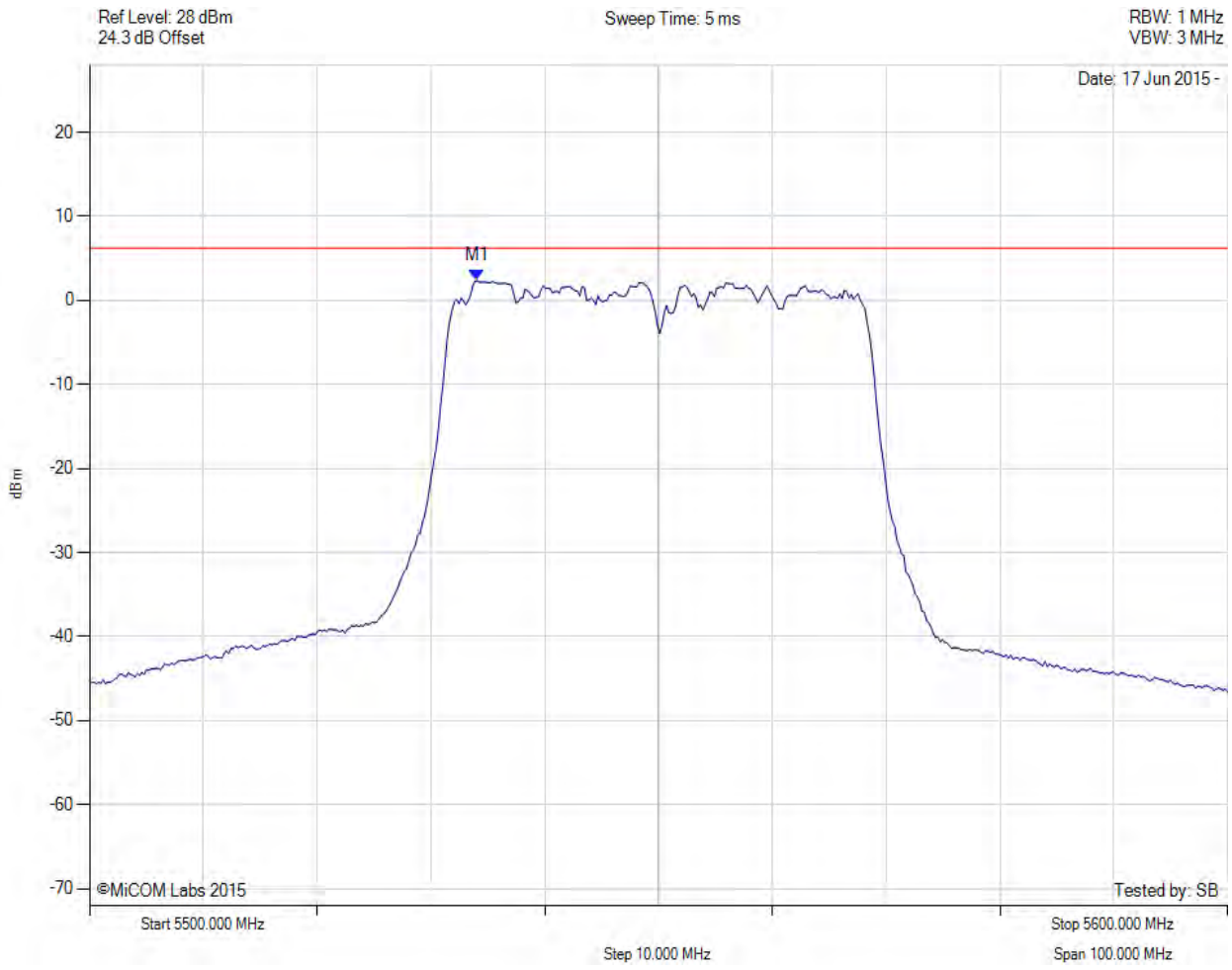

Analyser Setup	Marker:Frequency:Amplitude	Test Results
Detector = RMS Sweep Count = 100 RF Atten (dB) = 20 Trace Mode = VIEW	M1 : 5534.068 MHz : 2.353 dBm	Limit: ≤ 6.230 dBm

back to matrix

POWER SPECTRAL DENSITY

Variant: 802.11n HT-40, Channel: 5550.00 MHz, Chain b, Temp: Ambient, Voltage: 0.8 Vdc

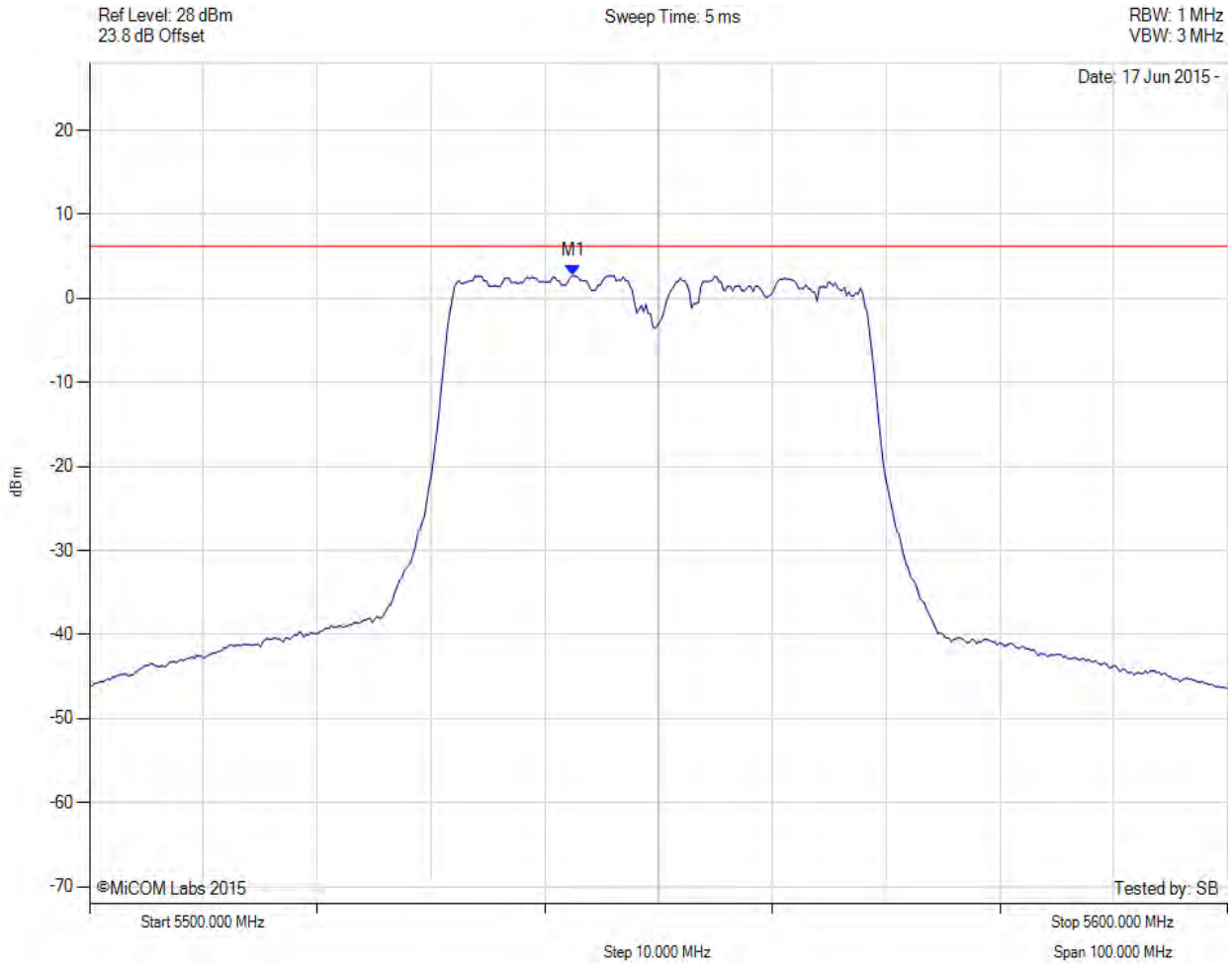

Analyser Setup	Marker:Frequency:Amplitude	Test Results
Detector = RMS Sweep Count = 100 RF Atten (dB) = 20 Trace Mode = VIEW	M1 : 5542.485 MHz : 2.756 dBm	Channel Frequency: 5550.00 MHz

back to matrix

POWER SPECTRAL DENSITY

Variant: 802.11n HT-40, Channel: 5550.00 MHz, Chain c, Temp: Ambient, Voltage: 0.8 Vdc

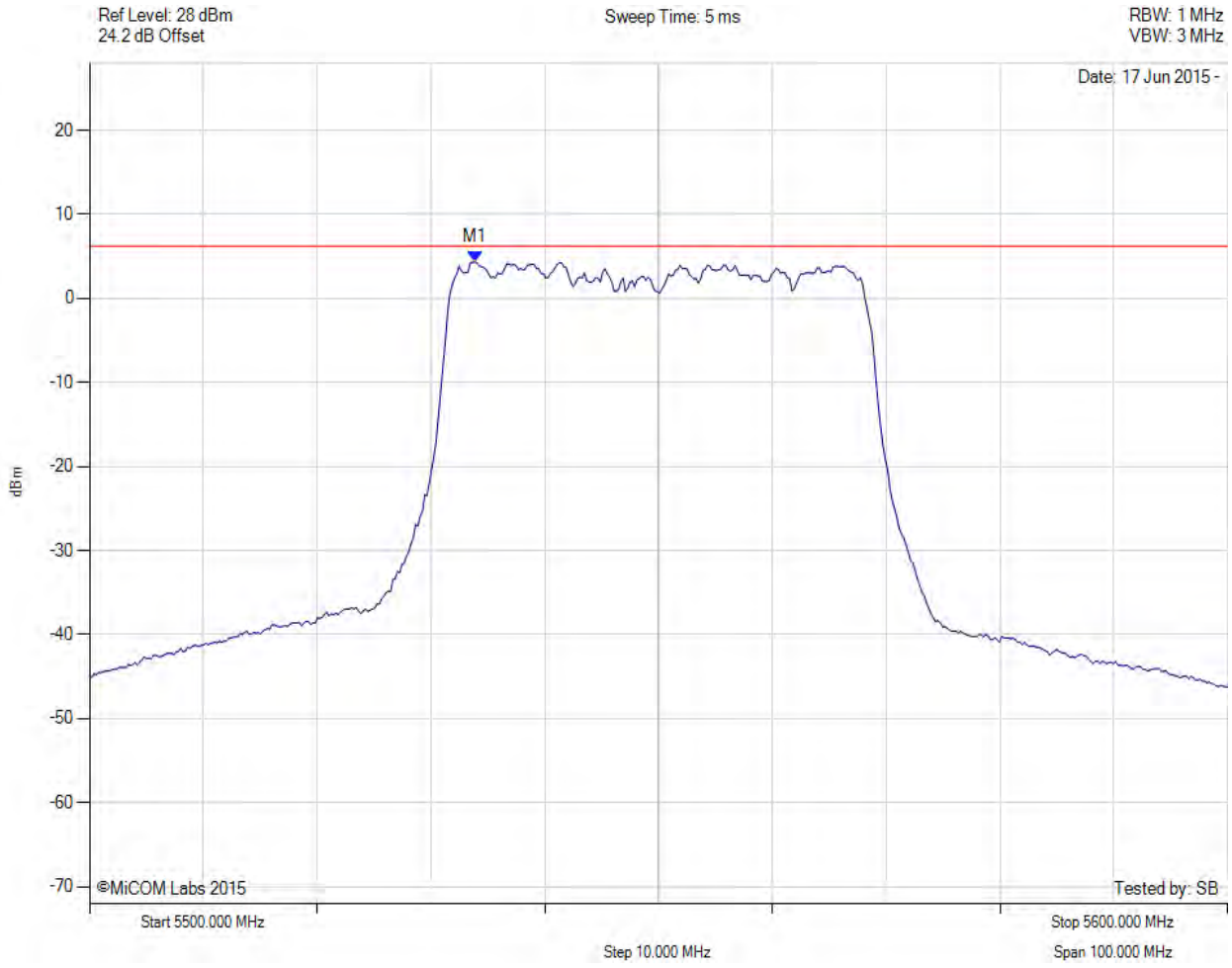

Analyser Setup	Marker:Frequency:Amplitude	Test Results
Detector = RMS Sweep Count = 100 RF Atten (dB) = 20 Trace Mode = VIEW	M1 : 5533.868 MHz : 4.347 dBm	Limit: ≤ 6.230 dBm

back to matrix

POWER SPECTRAL DENSITY

Variant: 802.11n HT-40, Channel: 5550.00 MHz, SUM, Temp: Ambient, Voltage: 0.8 Vdc

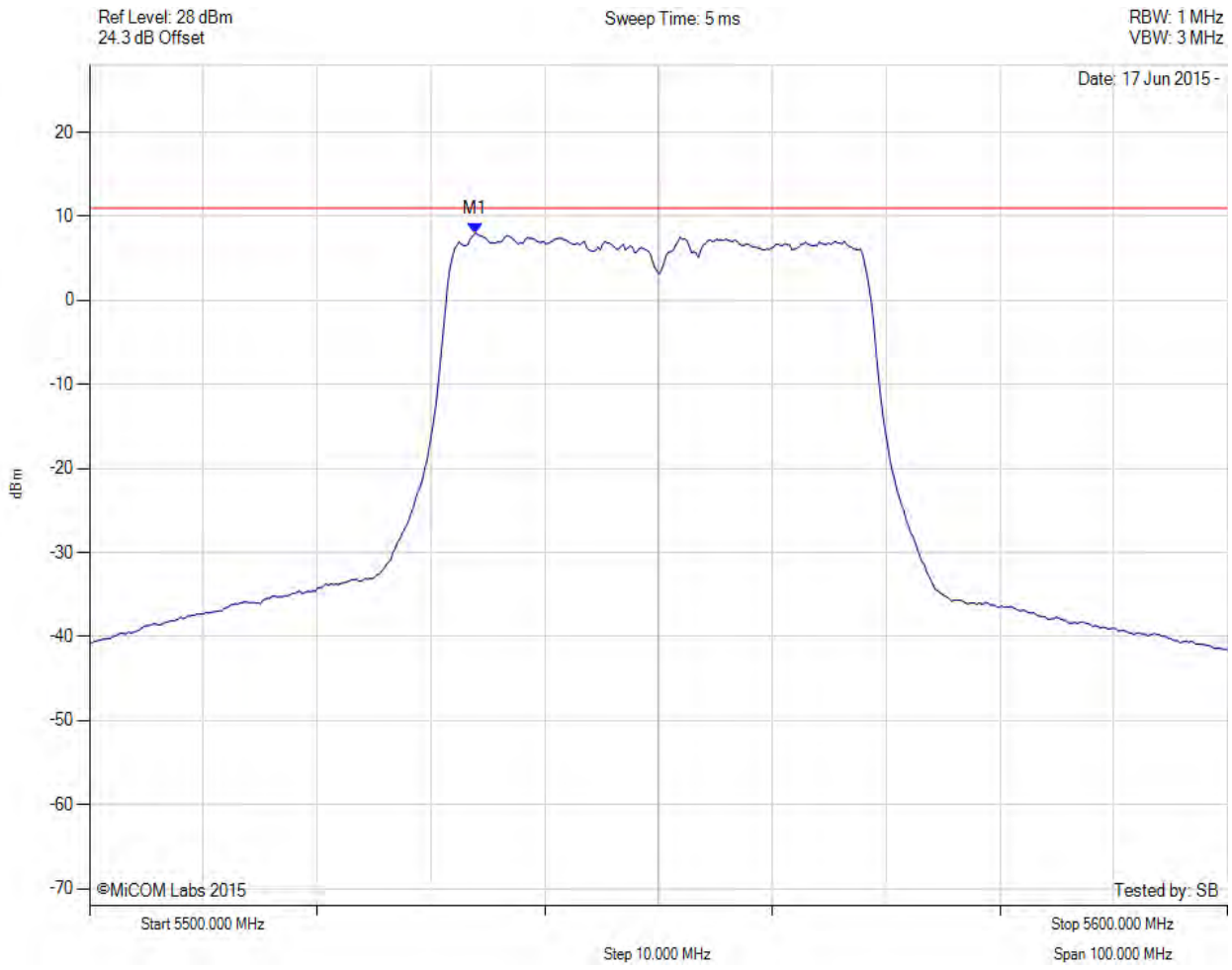

Analyser Setup	Marker:Frequency:Amplitude	Test Results
Detector = RMS Sweep Count = 100 RF Atten (dB) = 20 Trace Mode = VIEW	M1 : 5533.900 MHz : 7.969 dBm M1 + DCCF : 5533.900 MHz : 8.026 dBm Duty Cycle Correction Factor : +0.04 dB	Limit: ≤ 11.0 dBm Margin: -2.9 dB

back to matrix

POWER SPECTRAL DENSITY

Variant: 802.11n HT-40, Channel: 5710.00 MHz, Chain a, Temp: Ambient, Voltage: 0.8 Vdc

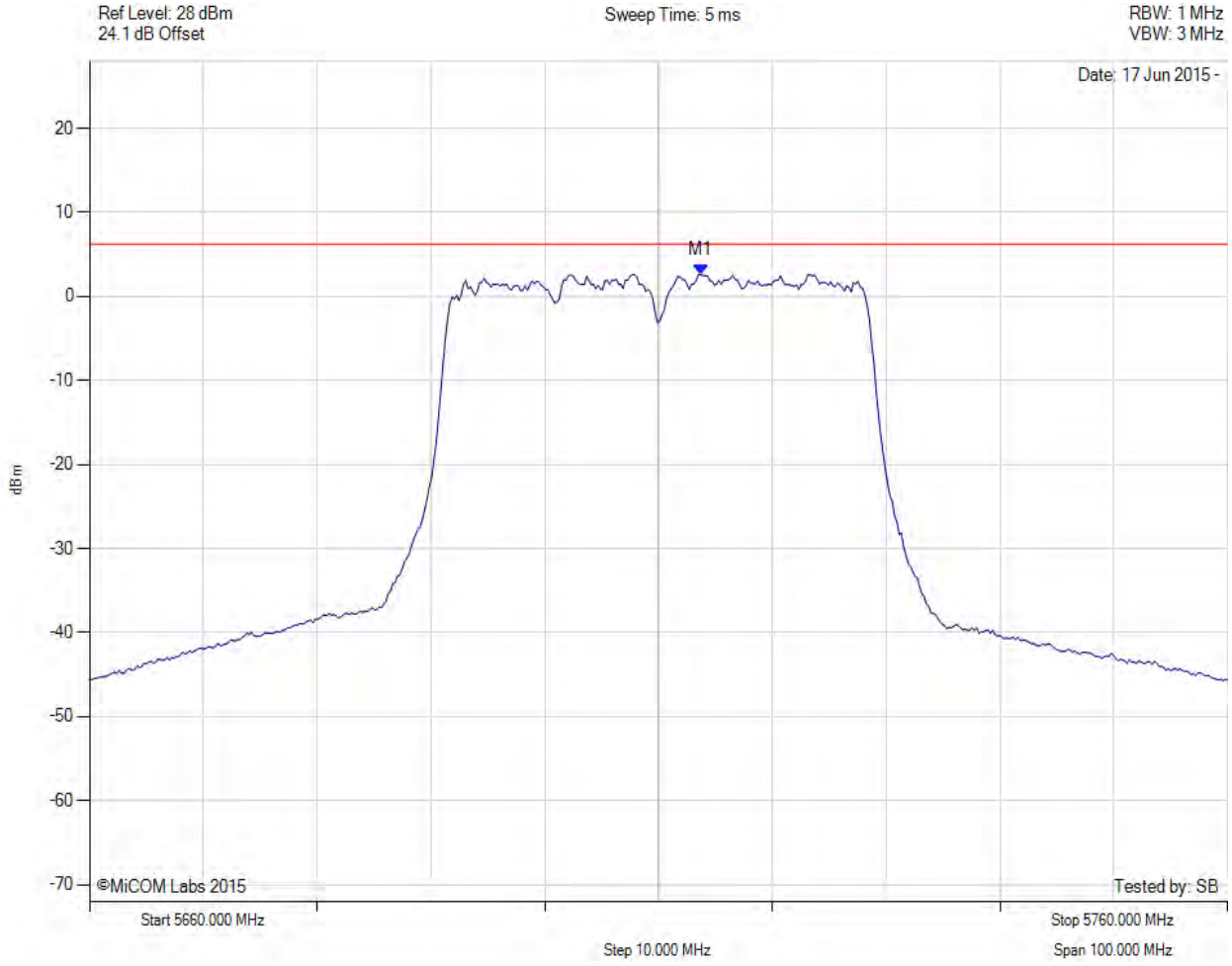

Analyser Setup	Marker:Frequency:Amplitude	Test Results
Detector = RMS Sweep Count = 100 RF Atten (dB) = 20 Trace Mode = VIEW	M1 : 5713.707 MHz : 2.641 dBm	Limit: ≤ 6.230 dBm

back to matrix

POWER SPECTRAL DENSITY

Variant: 802.11n HT-40, Channel: 5710.00 MHz, Chain b, Temp: Ambient, Voltage: 0.8 Vdc

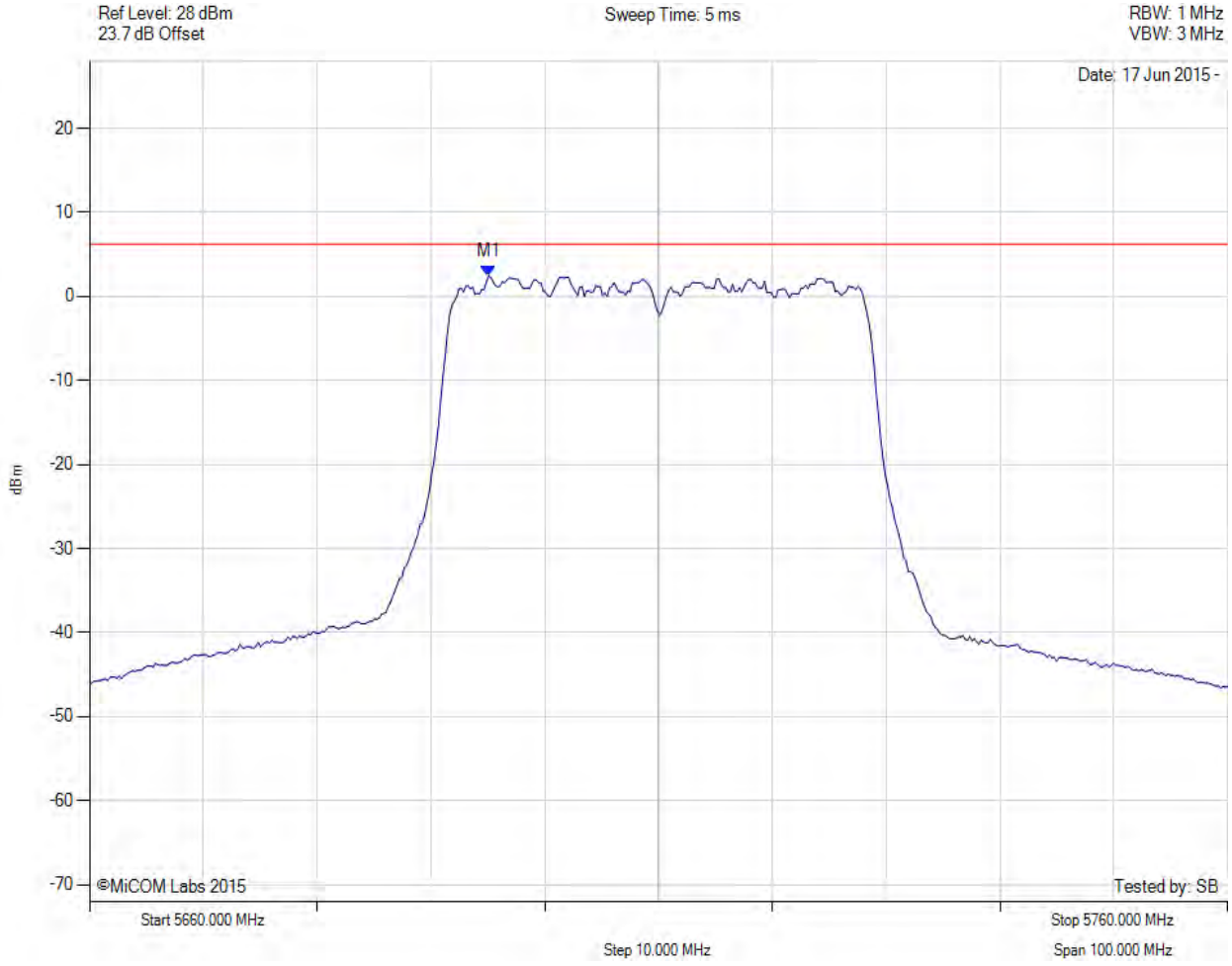

Analyser Setup	Marker:Frequency:Amplitude	Test Results
Detector = RMS Sweep Count = 100 RF Atten (dB) = 20 Trace Mode = VIEW	M1 : 5695.070 MHz : 2.443 dBm	Limit: ≤ 6.230 dBm

back to matrix

POWER SPECTRAL DENSITY

Variant: 802.11n HT-40, Channel: 5710.00 MHz, Chain c, Temp: Ambient, Voltage: 0.8 Vdc

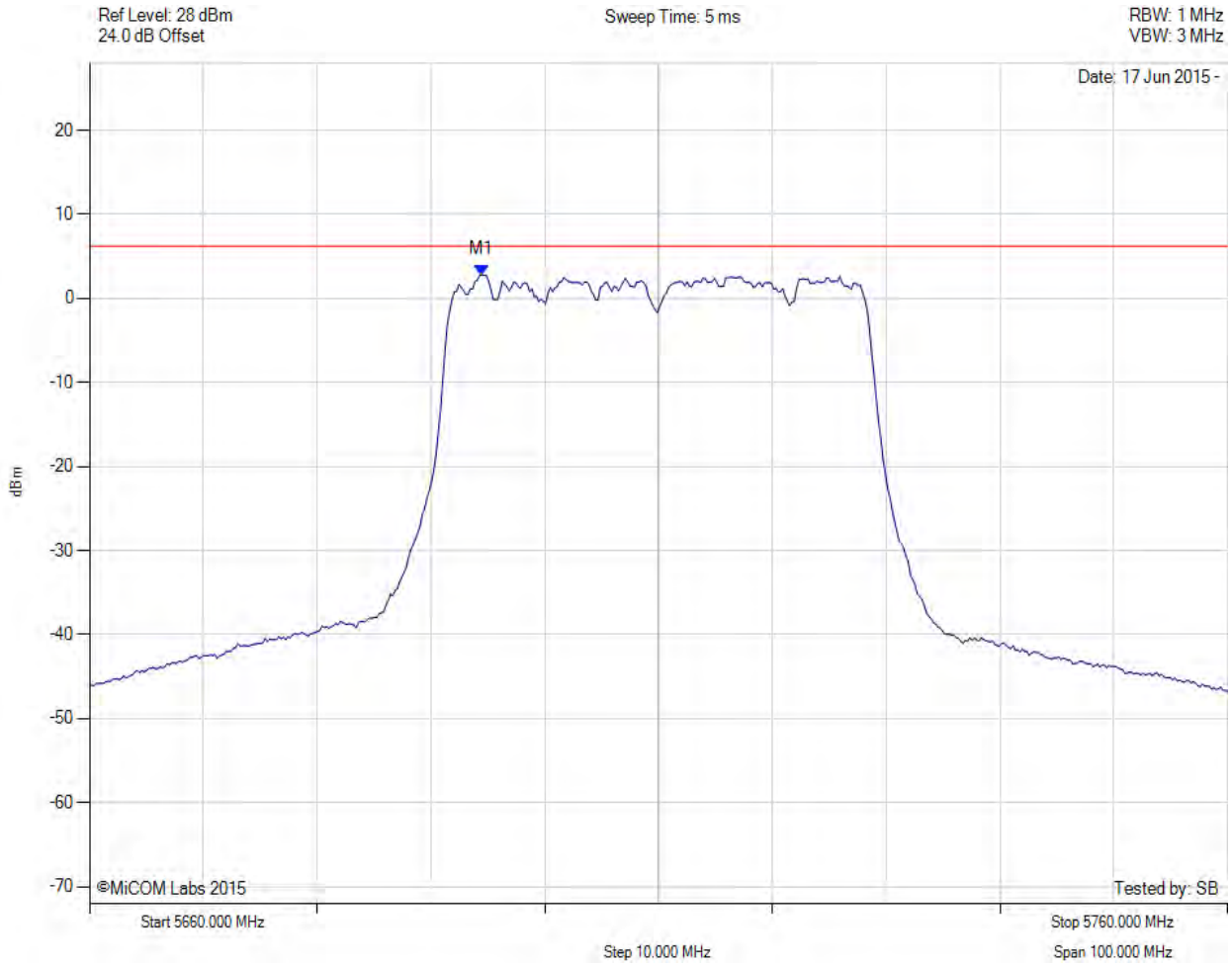

Analyser Setup	Marker:Frequency:Amplitude	Test Results
Detector = RMS Sweep Count = 100 RF Atten (dB) = 20 Trace Mode = VIEW	M1 : 5694.469 MHz : 2.806 dBm	Limit: ≤ 6.230 dBm

back to matrix

POWER SPECTRAL DENSITY

Variant: 802.11n HT-40, Channel: 5710.00 MHz, SUM, Temp: Ambient, Voltage: 0.8 Vdc

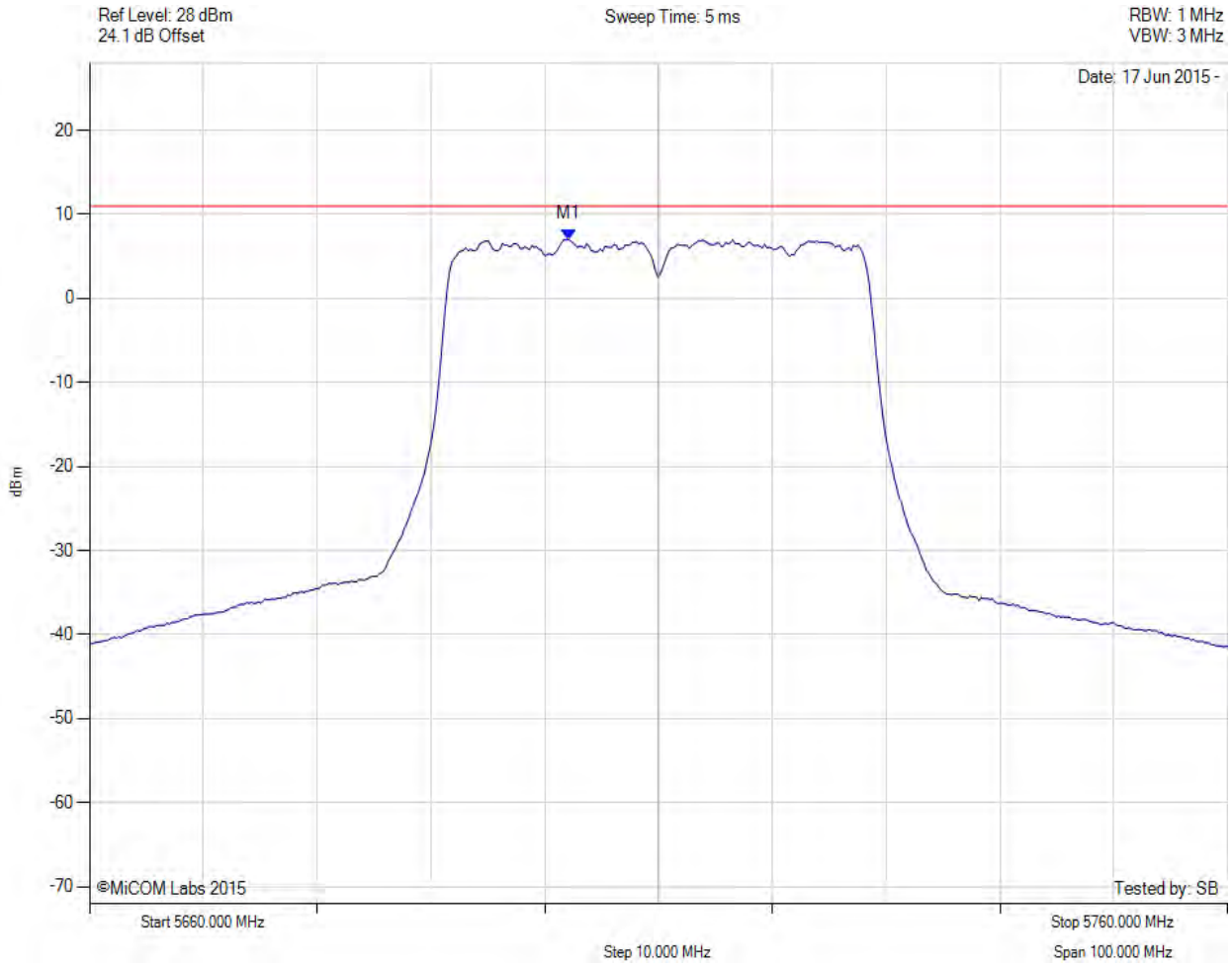

Analyser Setup	Marker:Frequency:Amplitude	Test Results
Detector = RMS Sweep Count = 100 RF Atten (dB) = 20 Trace Mode = VIEW	M1 : 5702.100 MHz : 7.042 dBm M1 + DCCF : 5702.100 MHz : 7.099 dBm Duty Cycle Correction Factor : +0.04 dB	Limit: ≤ 11.0 dBm Margin: -3.9 dB

back to matrix

POWER SPECTRAL DENSITY

Variant: 802.11a, Channel: 5745.00 MHz, Chain a, Temp: Ambient, Voltage: 0.8 Vdc

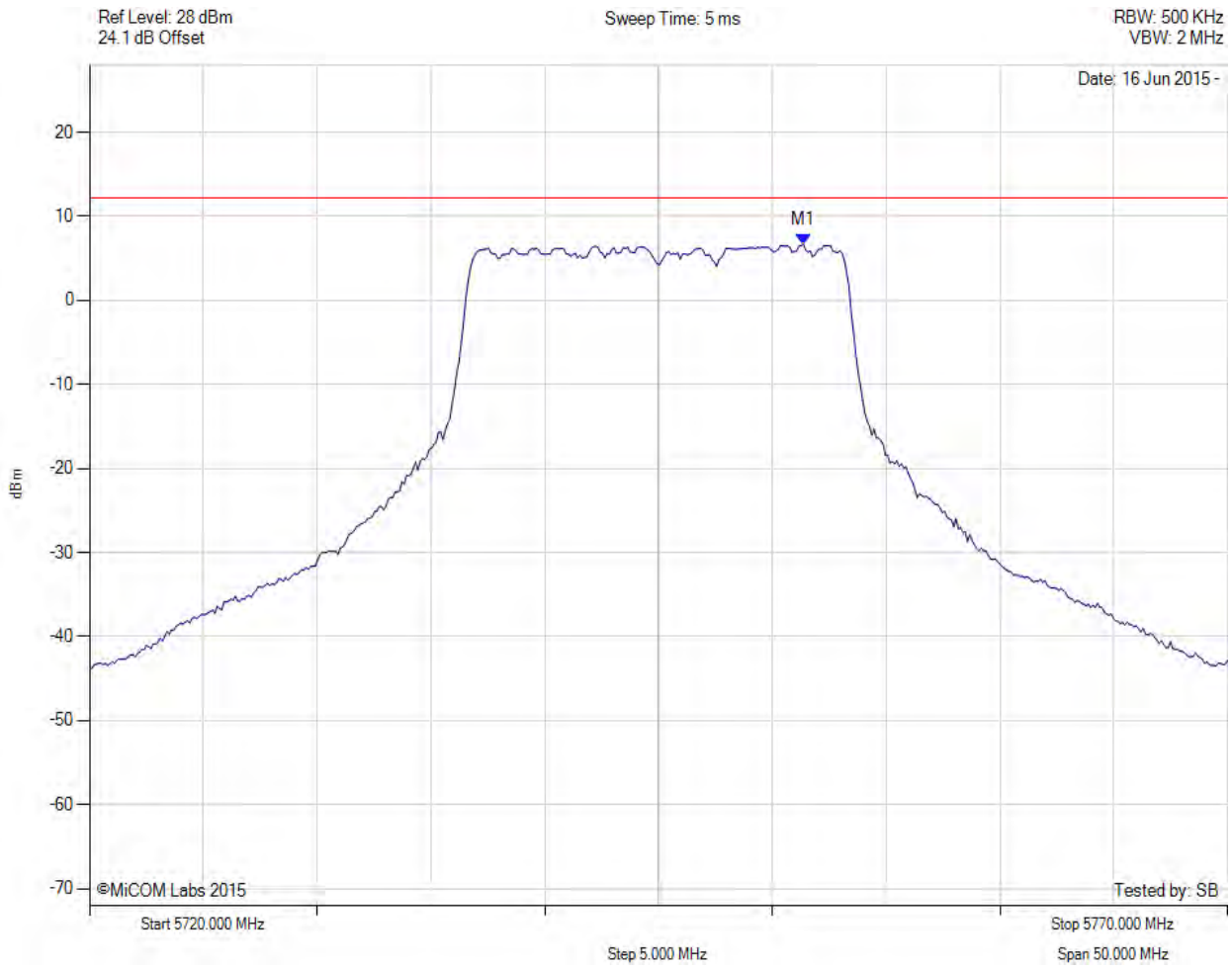

Analyser Setup	Marker:Frequency:Amplitude	Test Results
Detector = RMS Sweep Count = 100 RF Atten (dB) = 20 Trace Mode = VIEW	M1 : 5751.363 MHz : 6.710 dBm	Limit: ≤ 12.230 dBm

back to matrix

POWER SPECTRAL DENSITY

Variant: 802.11a, Channel: 5745.00 MHz, Chain b, Temp: Ambient, Voltage: 0.8 Vdc

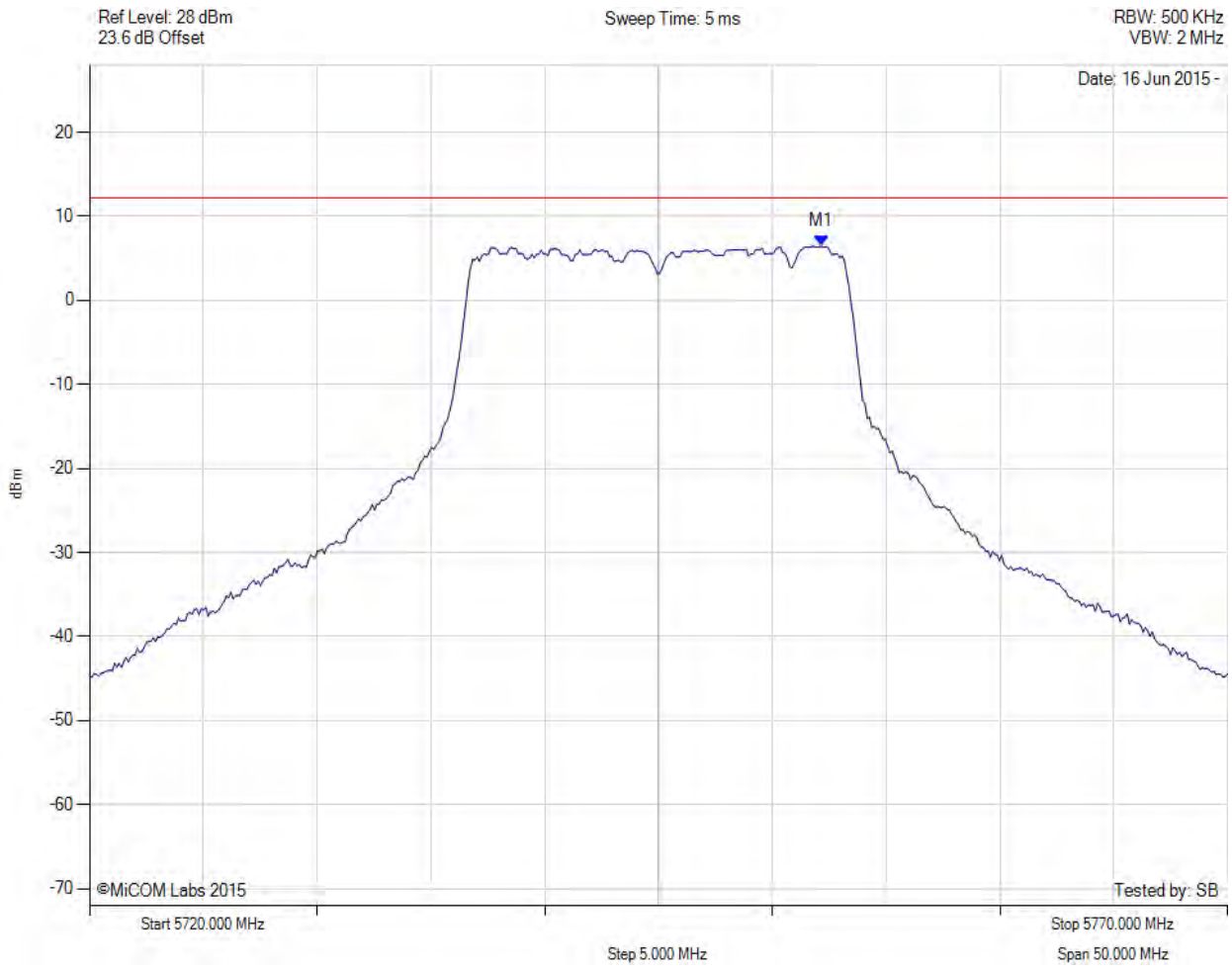

Analyser Setup	Marker:Frequency:Amplitude	Test Results
Detector = RMS Sweep Count = 100 RF Atten (dB) = 20 Trace Mode = VIEW	M1 : 5752.164 MHz : 6.429 dBm	Limit: ≤ 12.230 dBm

back to matrix

POWER SPECTRAL DENSITY

Variant: 802.11a, Channel: 5745.00 MHz, Chain c, Temp: Ambient, Voltage: 0.8 Vdc

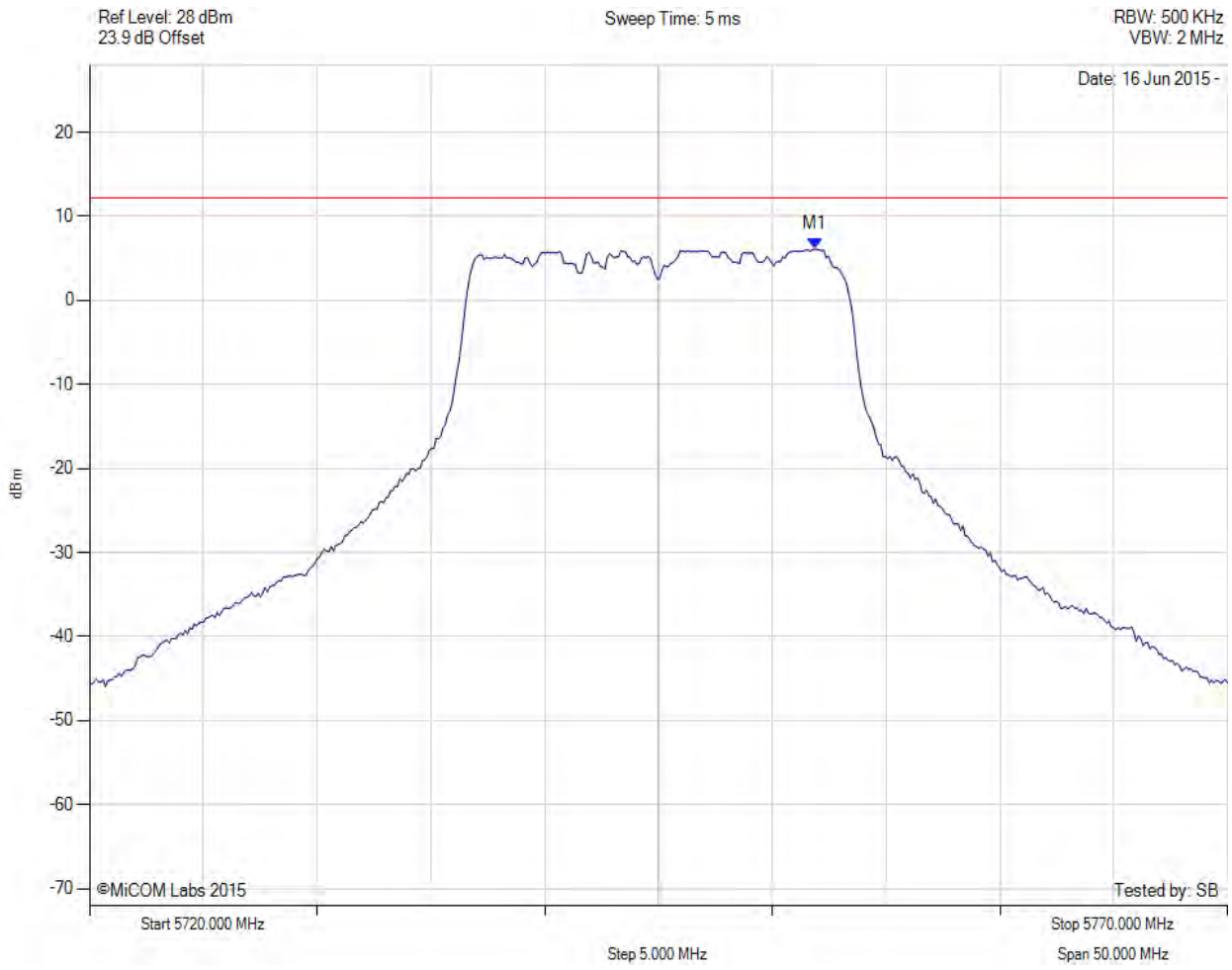

Analyser Setup	Marker:Frequency:Amplitude	Test Results
Detector = RMS Sweep Count = 100 RF Atten (dB) = 20 Trace Mode = VIEW	M1 : 5751.864 MHz : 6.104 dBm	Limit: ≤ 12.230 dBm

back to matrix

POWER SPECTRAL DENSITY

Variant: 802.11a, Channel: 5745.00 MHz, SUM, Temp: Ambient, Voltage: 0.8 Vdc

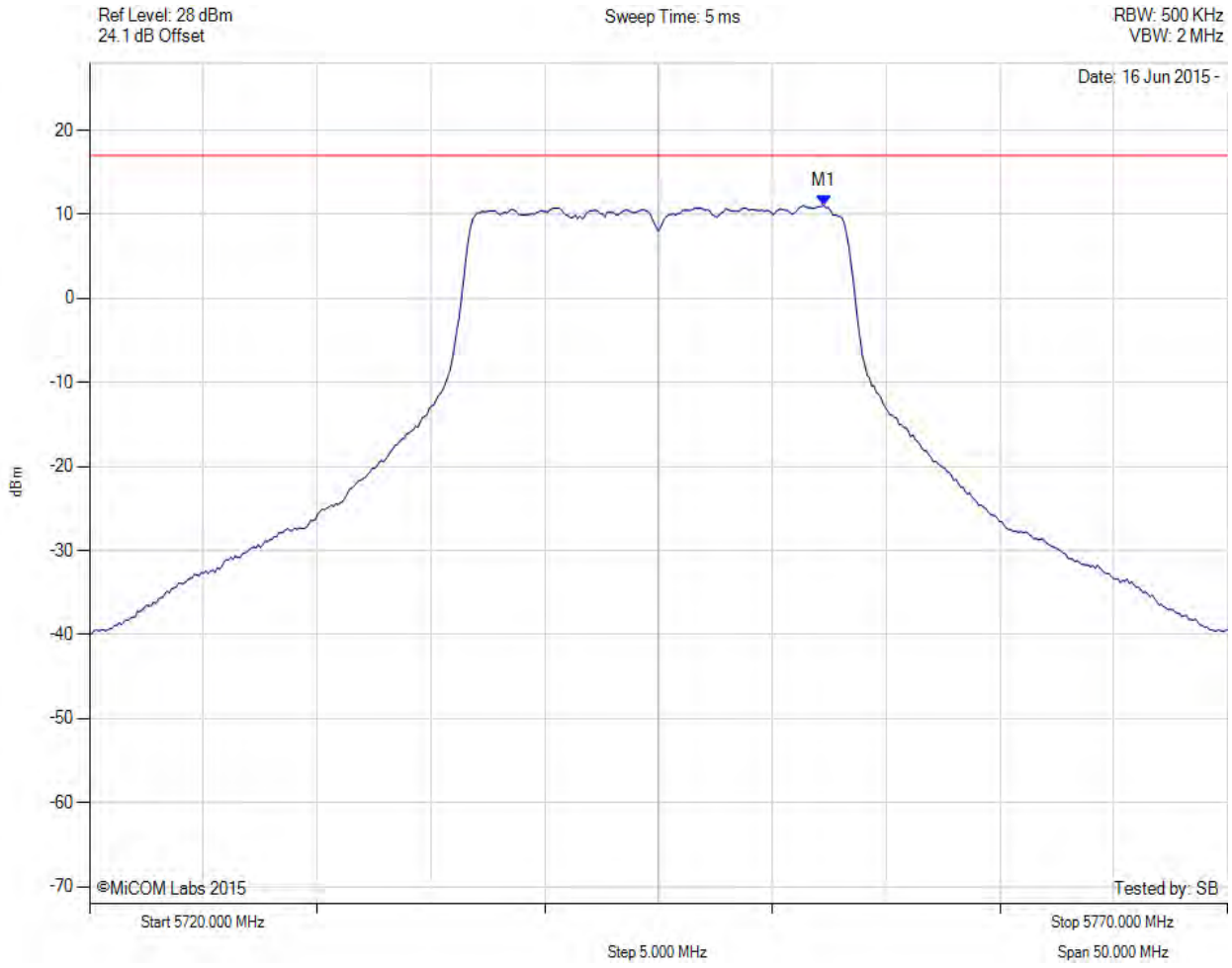

Analyser Setup	Marker:Frequency:Amplitude	Test Results
Detector = RMS Sweep Count = 100 RF Atten (dB) = 20 Trace Mode = VIEW	M1 : 5752.300 MHz : 11.070 dBm M1 + DCCF : 5752.300 MHz : 11.114 dBm Duty Cycle Correction Factor : +0.04 dB	Limit: ≤ 17.0 dBm Margin: -5.9 dB

back to matrix

POWER SPECTRAL DENSITY

Variant: 802.11a, Channel: 5785.00 MHz, Chain a, Temp: Ambient, Voltage: 0.8 Vdc

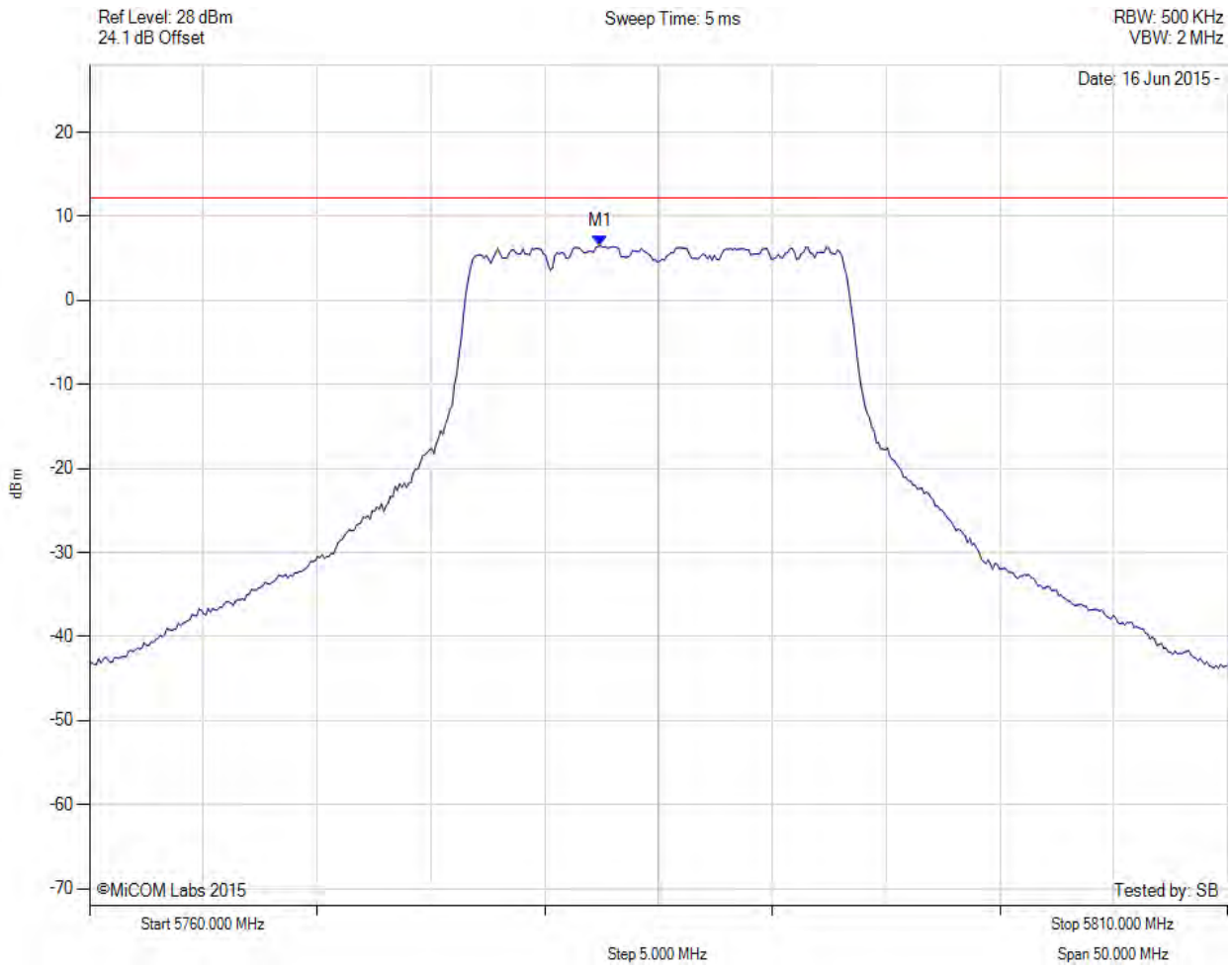

Analyser Setup	Marker:Frequency:Amplitude	Test Results
Detector = RMS Sweep Count = 100 RF Atten (dB) = 20 Trace Mode = VIEW	M1 : 5782.445 MHz : 6.517 dBm	Limit: ≤ 12.230 dBm

back to matrix

POWER SPECTRAL DENSITY

Variant: 802.11a, Channel: 5785.00 MHz, Chain b, Temp: Ambient, Voltage: 0.8 Vdc

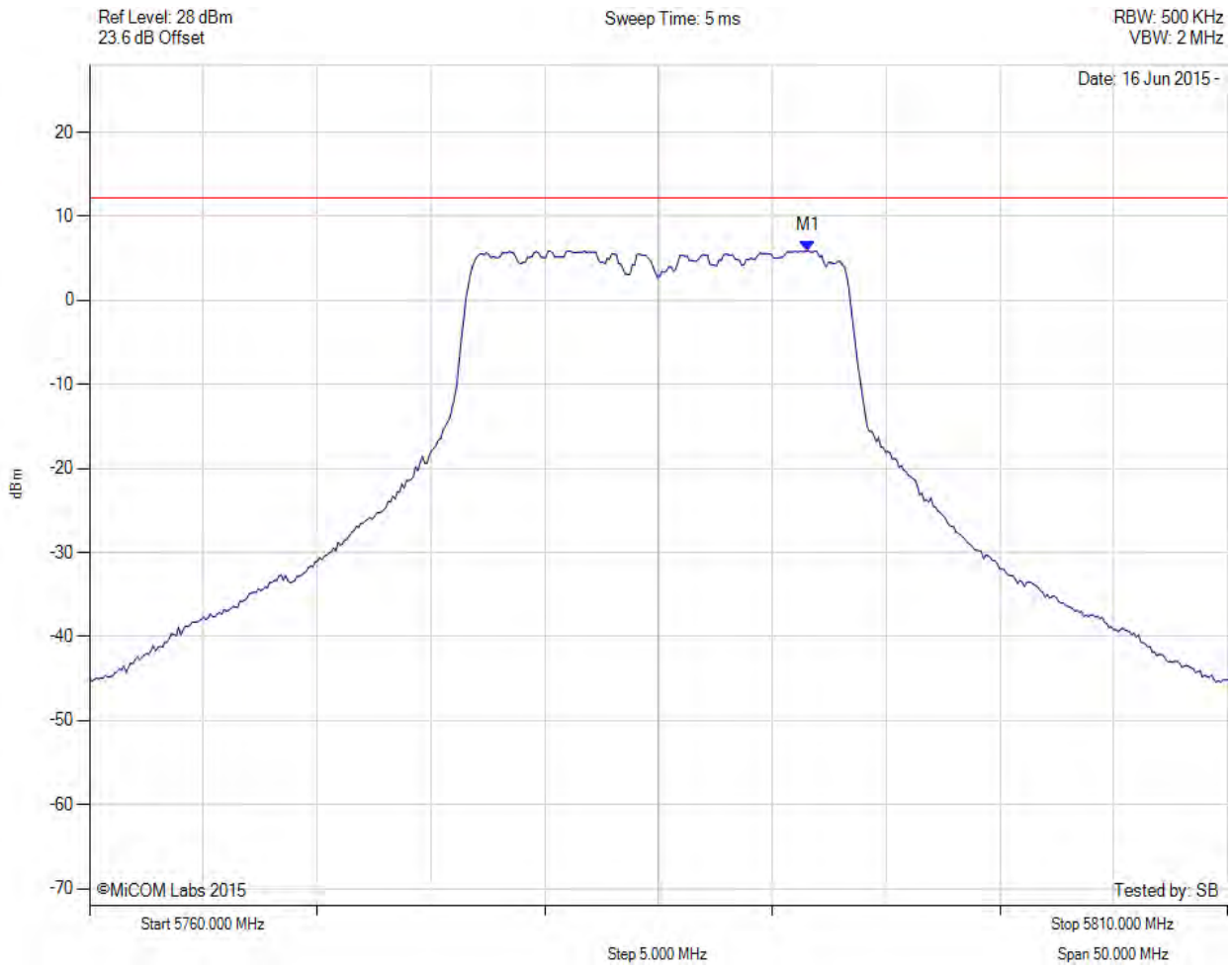

Analyser Setup	Marker:Frequency:Amplitude	Test Results
Detector = RMS Sweep Count = 100 RF Atten (dB) = 20 Trace Mode = VIEW	M1 : 5791.563 MHz : 5.909 dBm	Channel Frequency: 5785.00 MHz

back to matrix

POWER SPECTRAL DENSITY

Variant: 802.11a, Channel: 5785.00 MHz, Chain c, Temp: Ambient, Voltage: 0.8 Vdc

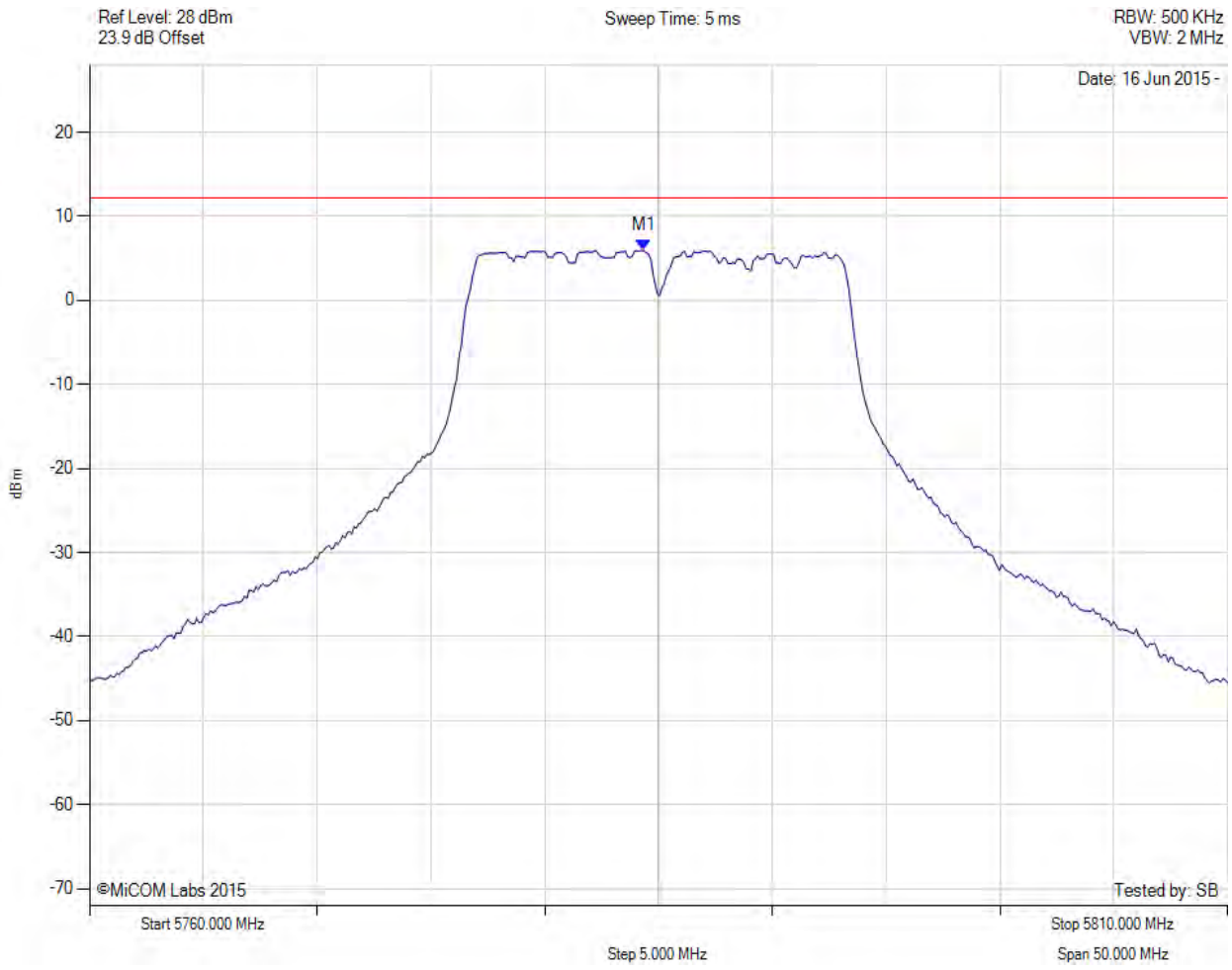

Analyser Setup	Marker:Frequency:Amplitude	Test Results
Detector = RMS Sweep Count = 100 RF Atten (dB) = 20 Trace Mode = VIEW	M1 : 5784.349 MHz : 5.947 dBm	Limit: ≤ 12.230 dBm

back to matrix

This test report may be reproduced in full only. The document may only be updated by MiCOM Labs personnel. All changes will be noted in the Document History section of the report.

POWER SPECTRAL DENSITY

Variant: 802.11a, Channel: 5785.00 MHz, SUM, Temp: Ambient, Voltage: 0.8 Vdc

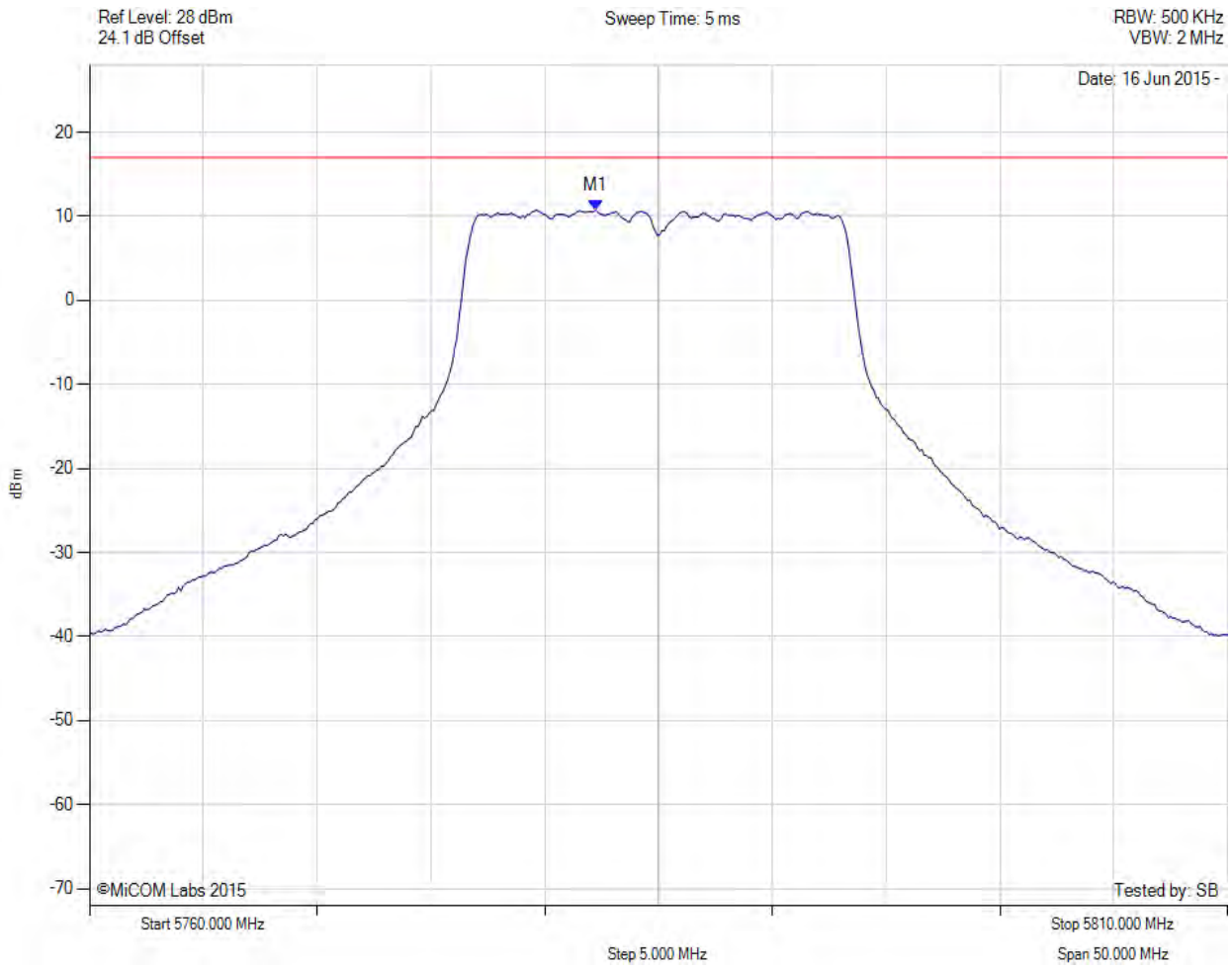

Analyser Setup	Marker:Frequency:Amplitude	Test Results
Detector = RMS Sweep Count = 100 RF Atten (dB) = 20 Trace Mode = VIEW	M1 : 5782.200 MHz : 10.773 dBm M1 + DCCF : 5782.200 MHz : 10.817 dBm Duty Cycle Correction Factor : +0.04 dB	Limit: ≤ 17.0 dBm Margin: -6.2 dB

back to matrix

POWER SPECTRAL DENSITY

Variant: 802.11a, Channel: 5825.00 MHz, Chain a, Temp: Ambient, Voltage: 0.8 Vdc

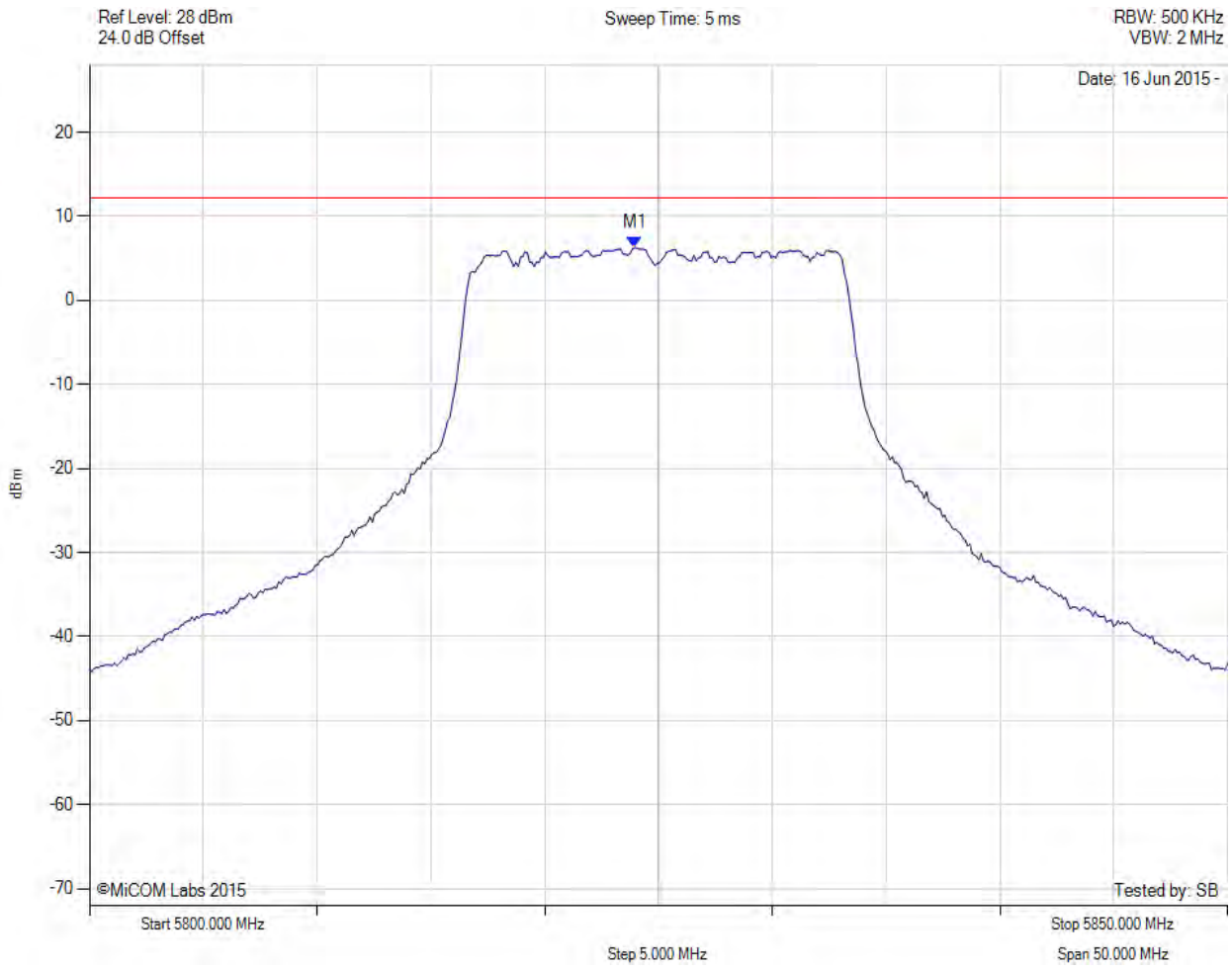

Analyser Setup	Marker:Frequency:Amplitude	Test Results
Detector = RMS Sweep Count = 100 RF Atten (dB) = 20 Trace Mode = VIEW	M1 : 5823.948 MHz : 6.268 dBm	Limit: ≤ 12.230 dBm

back to matrix

POWER SPECTRAL DENSITY

Variant: 802.11a, Channel: 5825.00 MHz, Chain b, Temp: Ambient, Voltage: 0.8 Vdc

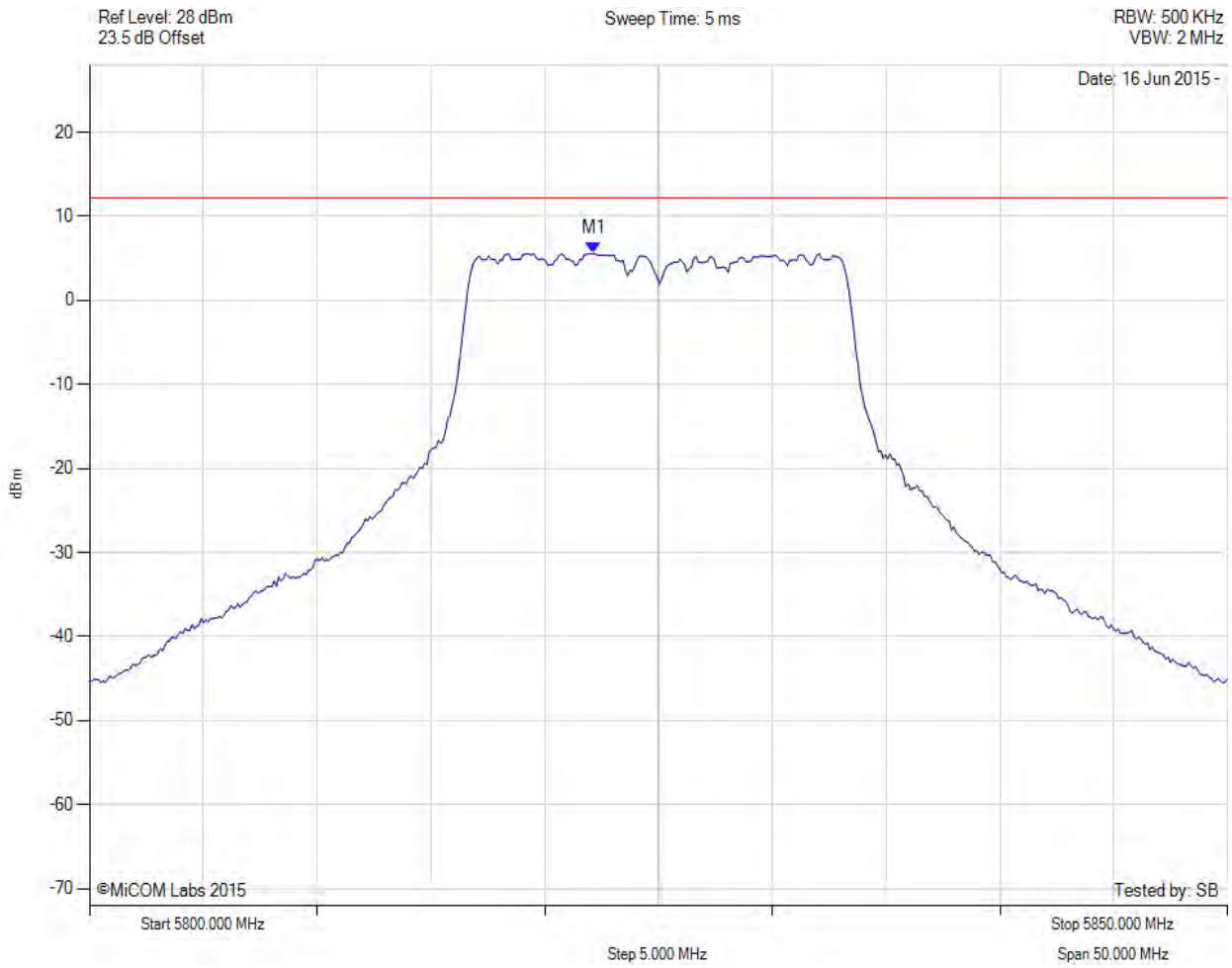

Analyser Setup	Marker:Frequency:Amplitude	Test Results
Detector = RMS Sweep Count = 100 RF Atten (dB) = 20 Trace Mode = VIEW	M1 : 5822.144 MHz : 5.599 dBm	Limit: ≤ 12.230 dBm

back to matrix

POWER SPECTRAL DENSITY

Variant: 802.11a, Channel: 5825.00 MHz, Chain c, Temp: Ambient, Voltage: 0.8 Vdc

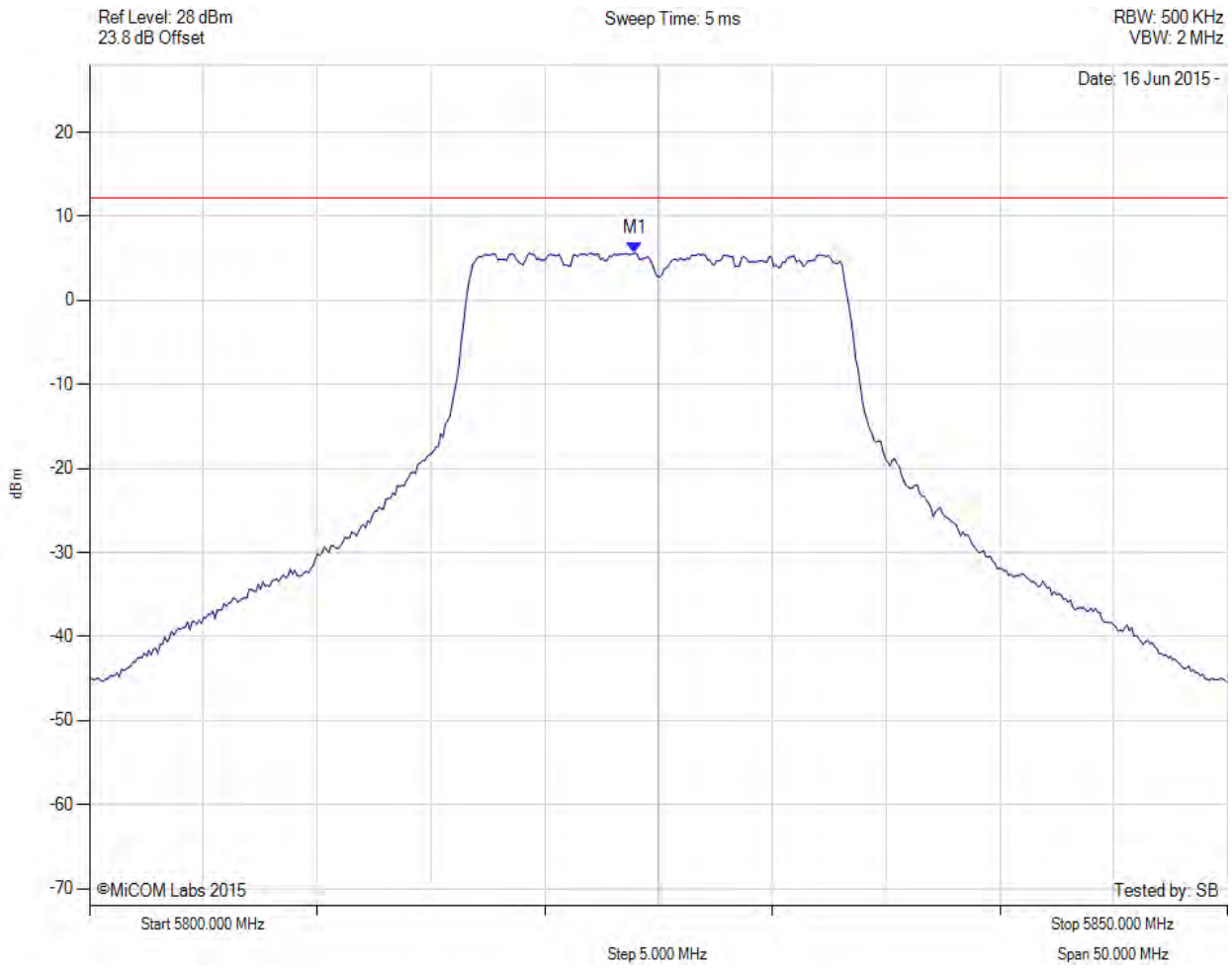

Analyser Setup	Marker:Frequency:Amplitude	Test Results
Detector = RMS Sweep Count = 100 RF Atten (dB) = 20 Trace Mode = VIEW	M1 : 5823.948 MHz : 5.651 dBm	Limit: ≤ 12.230 dBm

back to matrix

POWER SPECTRAL DENSITY

Variant: 802.11a, Channel: 5825.00 MHz, SUM, Temp: Ambient, Voltage: 0.8 Vdc

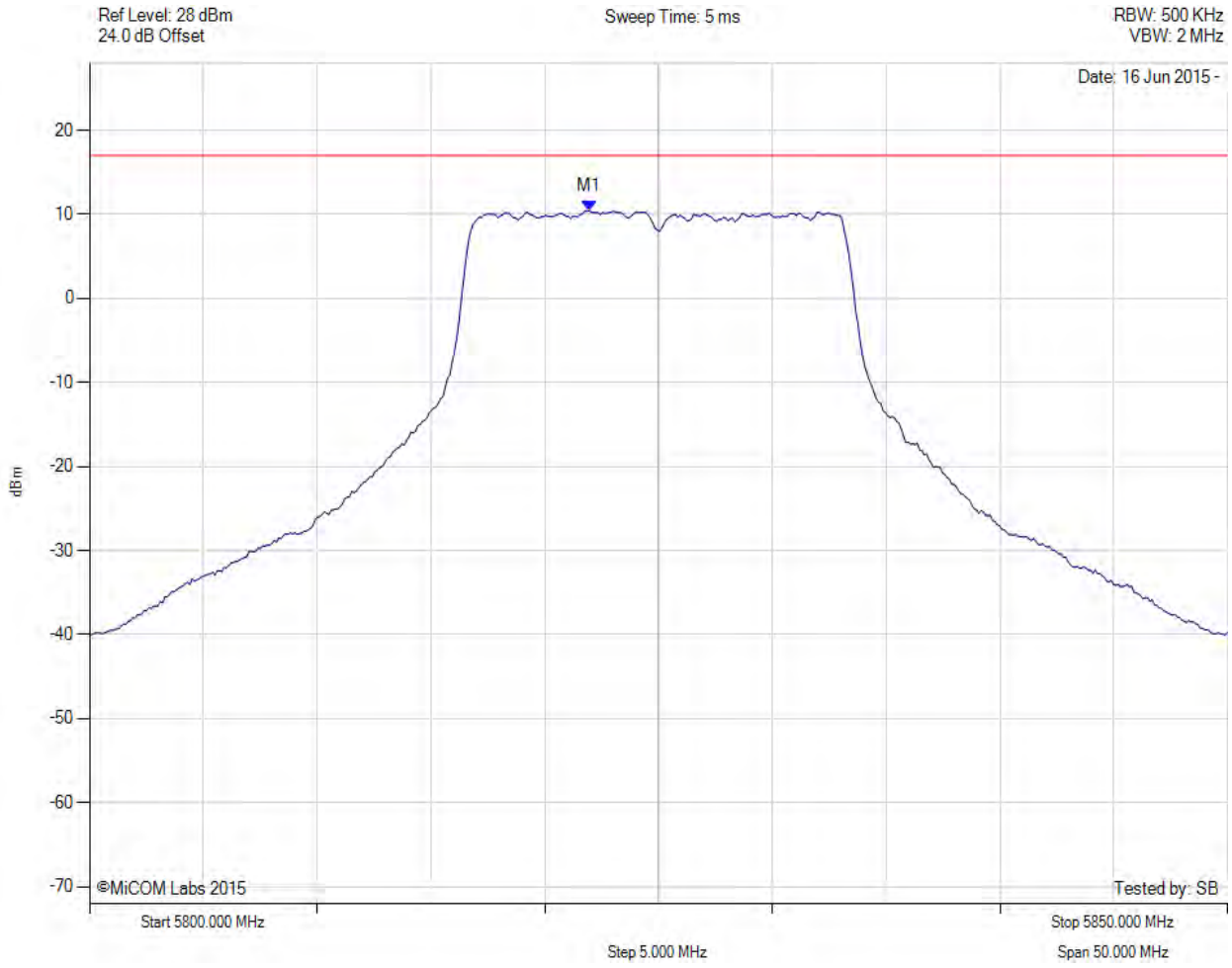

Analyser Setup	Marker:Frequency:Amplitude	Test Results
Detector = RMS Sweep Count = 100 RF Atten (dB) = 20 Trace Mode = VIEW	M1 : 5821.900 MHz : 10.423 dBm M1 + DCCF : 5821.900 MHz : 10.467 dBm Duty Cycle Correction Factor : +0.04 dB	Limit: ≤ 17.0 dBm Margin: -6.5 dB

back to matrix

POWER SPECTRAL DENSITY

Variant: 802.11ac-80, Channel: 5775.00 MHz, Chain a, Temp: Ambient, Voltage: 0.8 Vdc

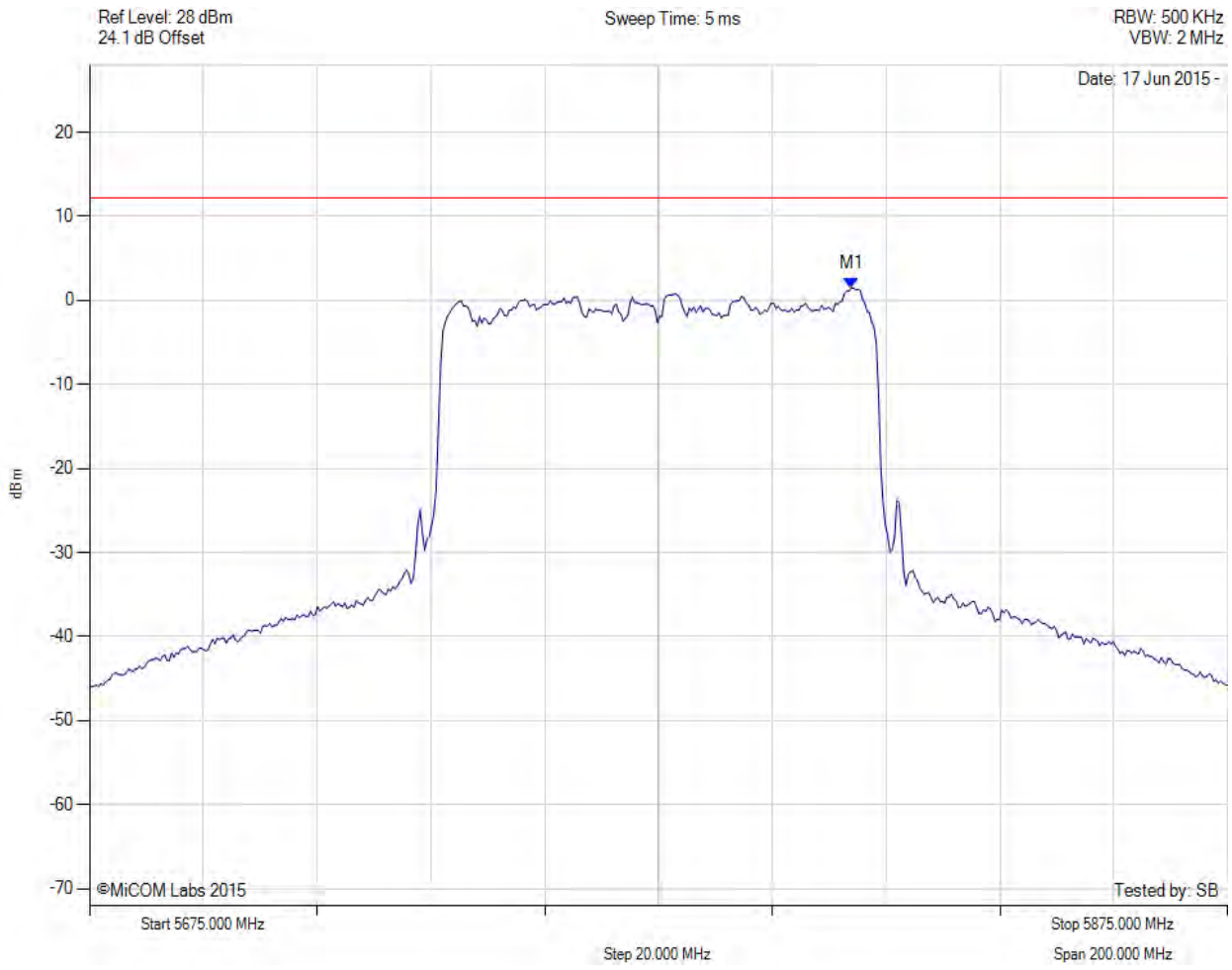

Analyser Setup	Marker:Frequency:Amplitude	Test Results
Detector = RMS Sweep Count = 100 RF Atten (dB) = 20 Trace Mode = VIEW	M1 : 5808.868 MHz : 1.491 dBm	Limit: ≤ 12.230 dBm

back to matrix

POWER SPECTRAL DENSITY

Variant: 802.11ac-80, Channel: 5775.00 MHz, Chain a, Temp: Ambient, Voltage: 0.8 Vdc

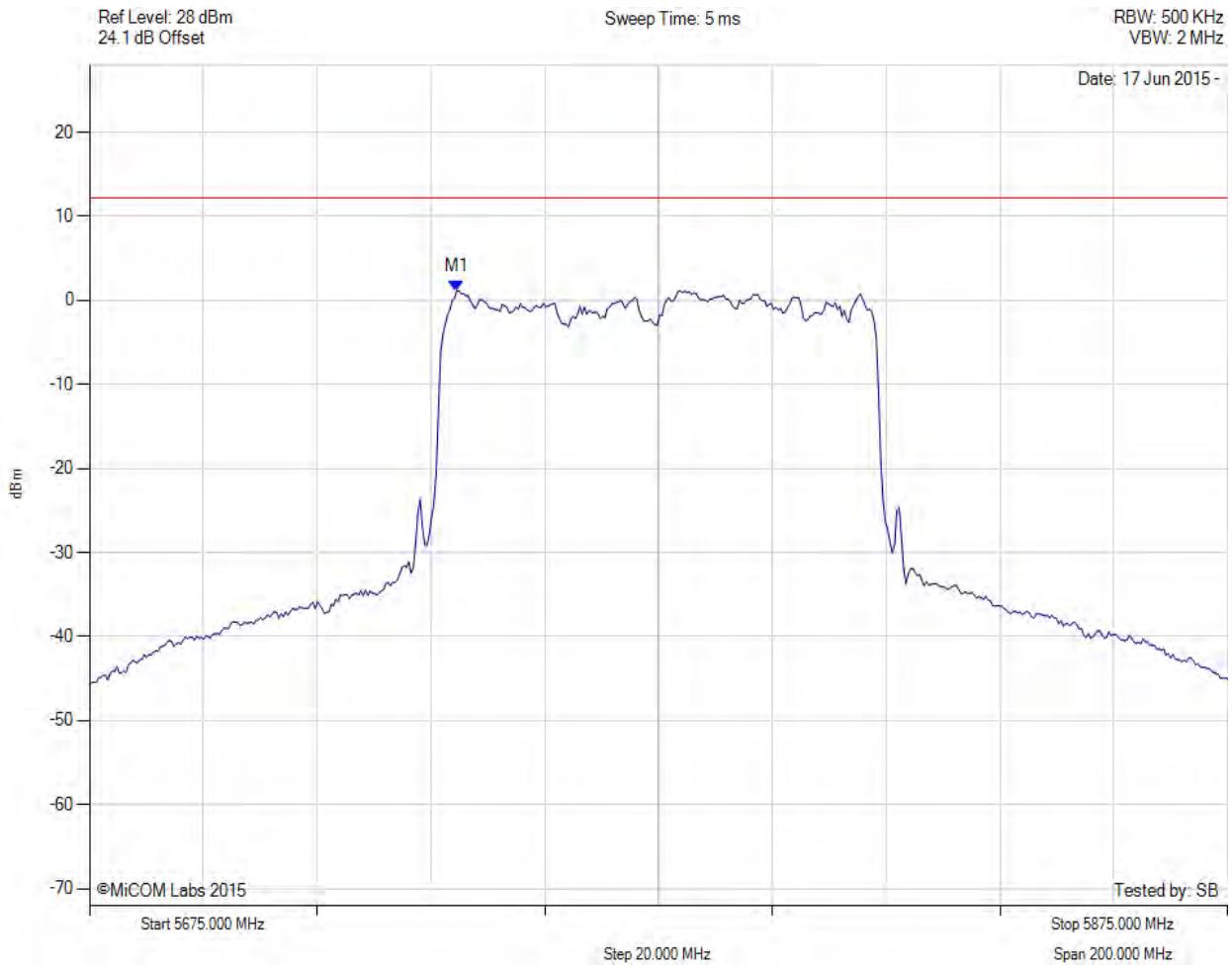

Analyser Setup	Marker:Frequency:Amplitude	Test Results
Detector = RMS Sweep Count = 100 RF Atten (dB) = 20 Trace Mode = VIEW	M1 : 5739.529 MHz : 1.173 dBm	Channel Frequency: 5775.00 MHz

back to matrix

POWER SPECTRAL DENSITY

Variant: 802.11ac-80, Channel: 5775.00 MHz, Chain b, Temp: Ambient, Voltage: 0.8 Vdc

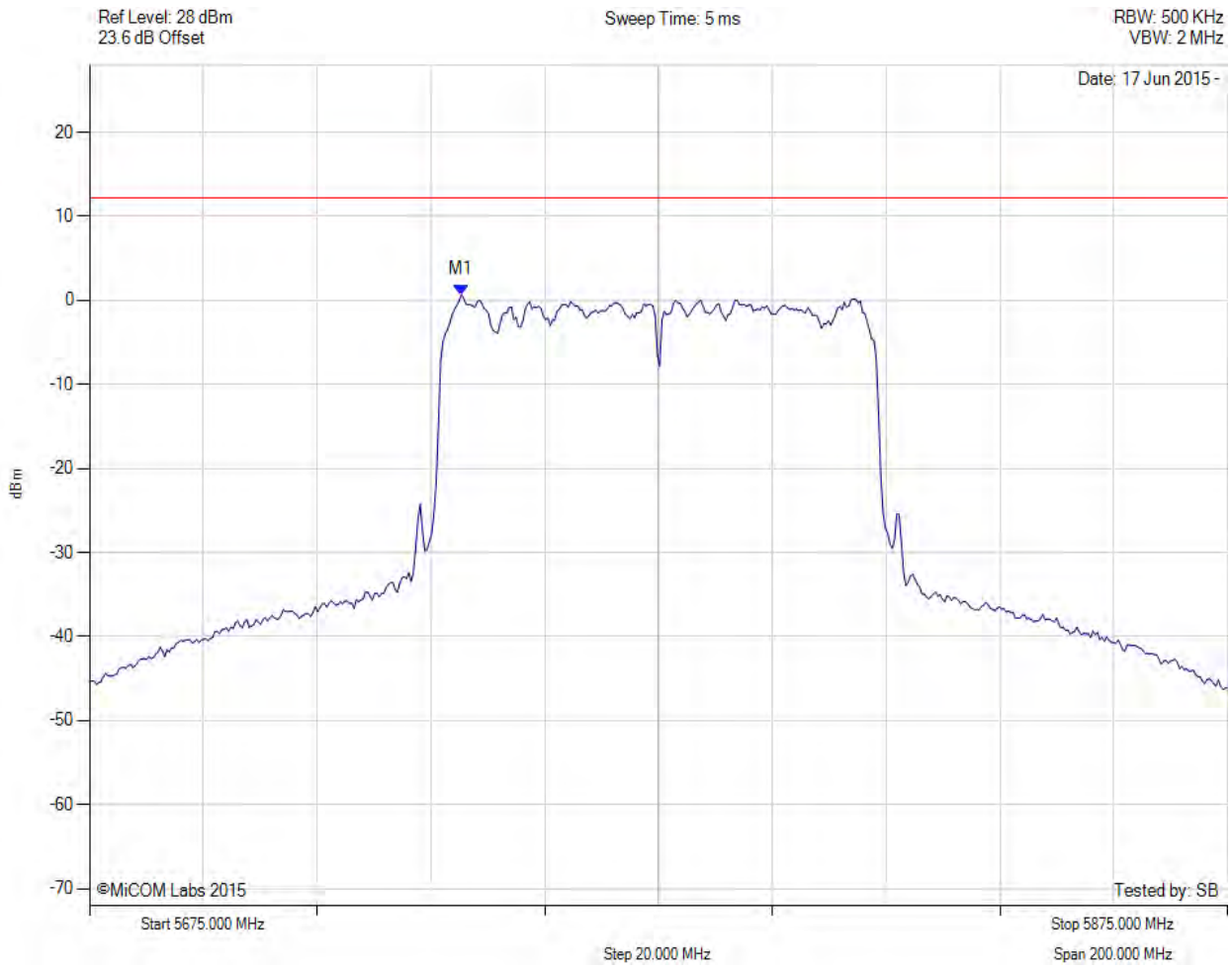

Analyser Setup	Marker:Frequency:Amplitude	Test Results
Detector = RMS Sweep Count = 100 RF Atten (dB) = 20 Trace Mode = VIEW	M1 : 5740.331 MHz : 0.699 dBm	Limit: ≤ 12.230 dBm

back to matrix

POWER SPECTRAL DENSITY

Variant: 802.11ac-80, Channel: 5775.00 MHz, Chain b, Temp: Ambient, Voltage: 0.8 Vdc

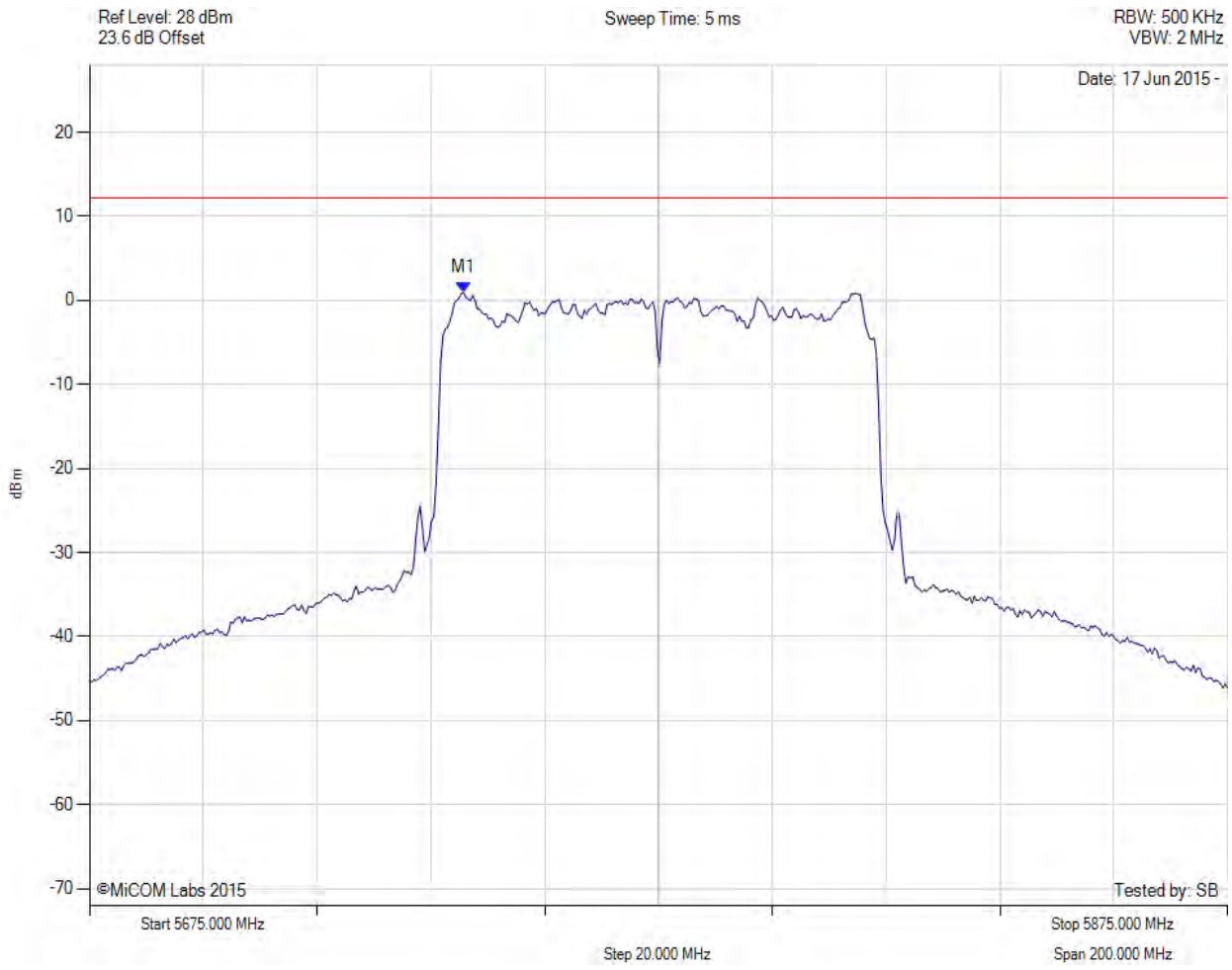

Analyser Setup	Marker:Frequency:Amplitude	Test Results
Detector = RMS Sweep Count = 100 RF Atten (dB) = 20 Trace Mode = VIEW	M1 : 5740.731 MHz : 0.947 dBm	Channel Frequency: 5775.00 MHz

back to matrix

POWER SPECTRAL DENSITY

Variant: 802.11ac-80, Channel: 5775.00 MHz, Chain c, Temp: Ambient, Voltage: 0.8 Vdc

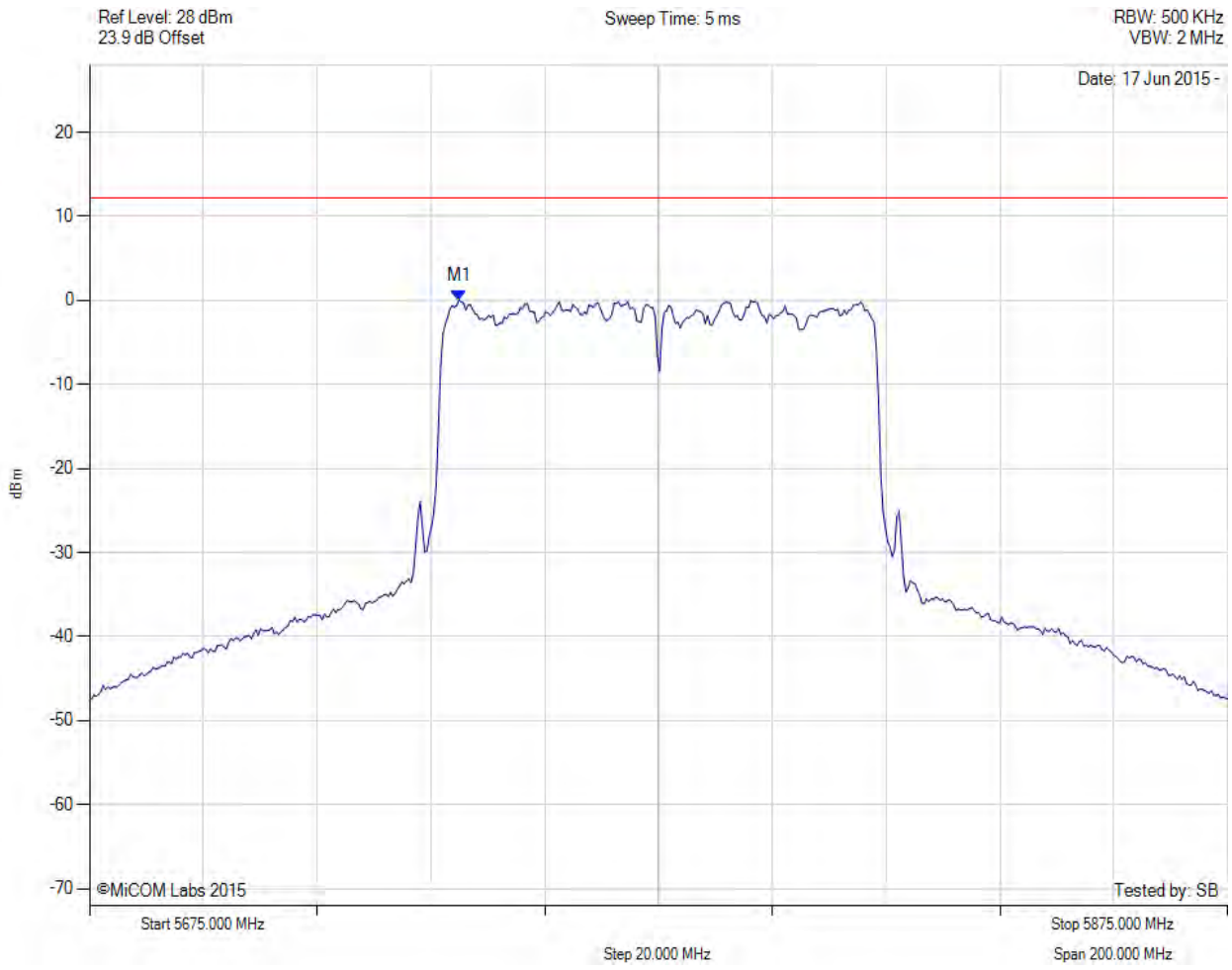

Analyser Setup	Marker:Frequency:Amplitude	Test Results
Detector = RMS Sweep Count = 100 RF Atten (dB) = 20 Trace Mode = VIEW	M1 : 5739.930 MHz : 0.026 dBm	Limit: ≤ 12.230 dBm

back to matrix

This test report may be reproduced in full only. The document may only be updated by MiCOM Labs personnel. All changes will be noted in the Document History section of the report.

POWER SPECTRAL DENSITY

Variant: 802.11ac-80, Channel: 5775.00 MHz, Chain c, Temp: Ambient, Voltage: 0.8 Vdc

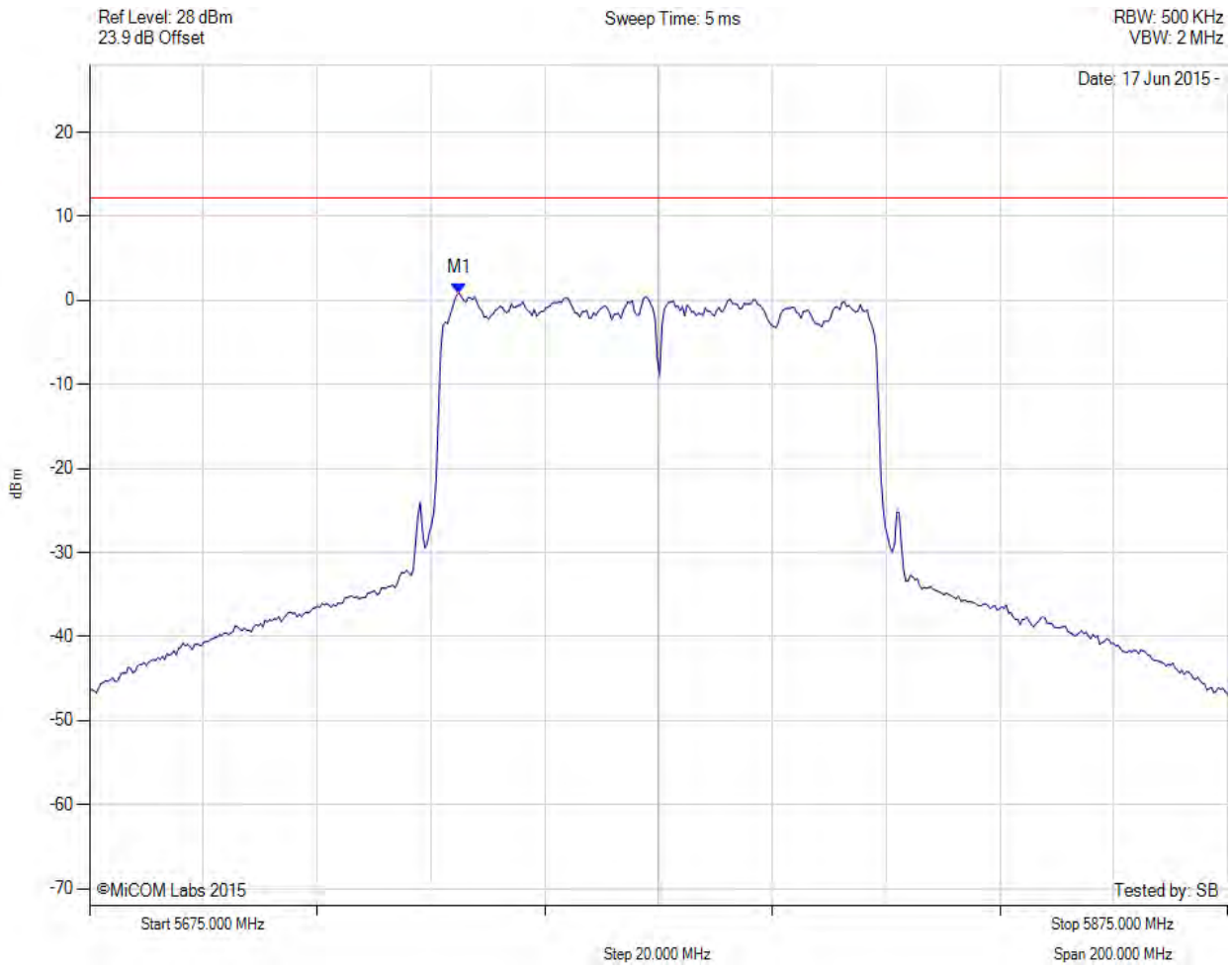

Analyser Setup	Marker:Frequency:Amplitude	Test Results
Detector = RMS Sweep Count = 100 RF Atten (dB) = 20 Trace Mode = VIEW	M1 : 5739.930 MHz : 0.861 dBm	Channel Frequency: 5775.00 MHz

back to matrix

POWER SPECTRAL DENSITY

Variant: 802.11ac-80, Channel: 5775.00 MHz, SUM, Temp: Ambient, Voltage: 0.8 Vdc

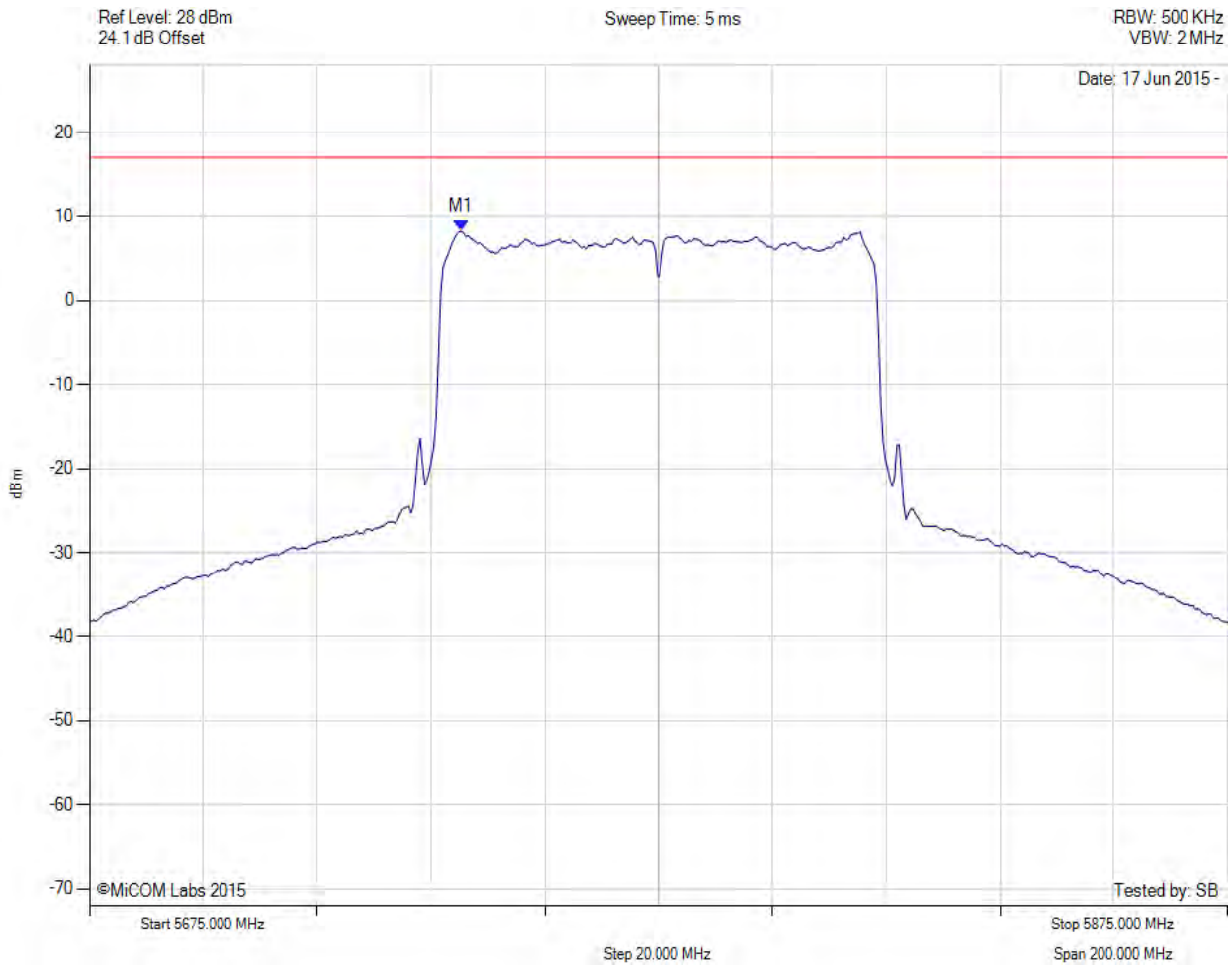

Analyser Setup	Marker:Frequency:Amplitude	Test Results
Detector = RMS Sweep Count = 100 RF Atten (dB) = 20 Trace Mode = VIEW	M1 : 5740.300 MHz : 8.213 dBm M1 + DCCF : 5740.300 MHz : 8.310 dBm Duty Cycle Correction Factor : +0.09 dB	Limit: ≤ 17.0 dBm Margin: -8.7 dB

back to matrix

POWER SPECTRAL DENSITY

Variant: 802.11n HT-20, Channel: 5745.00 MHz, Chain a, Temp: Ambient, Voltage: 0.8 Vdc

Analyser Setup	Marker:Frequency:Amplitude	Test Results
Detector = RMS Sweep Count = 100 RF Atten (dB) = 20 Trace Mode = VIEW	M1 : 5752.064 MHz : 7.170 dBm	Limit: ≤ 12.230 dBm

back to matrix

POWER SPECTRAL DENSITY

Variant: 802.11n HT-20, Channel: 5745.00 MHz, Chain b, Temp: Ambient, Voltage: 0.8 Vdc

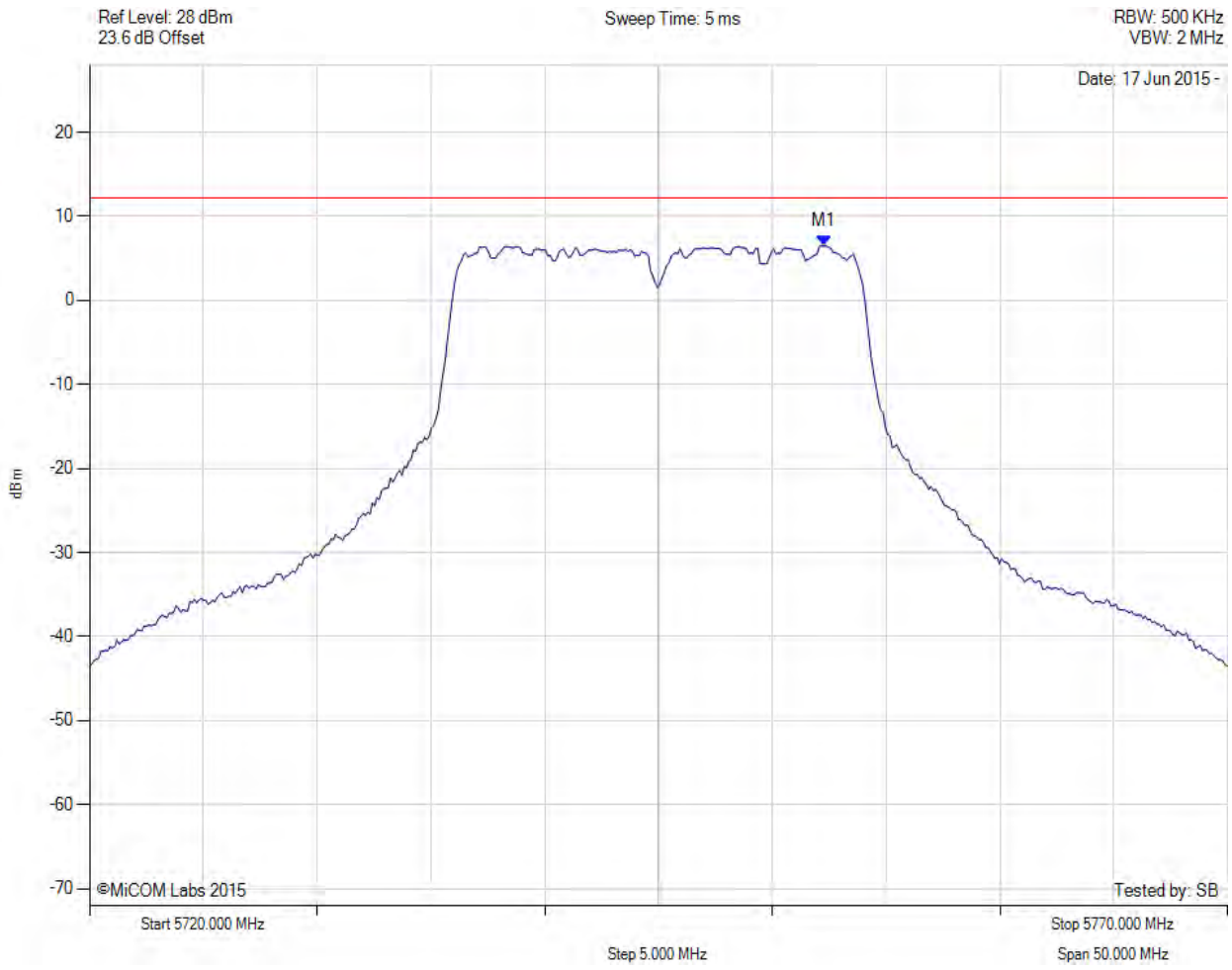

Analyser Setup	Marker:Frequency:Amplitude	Test Results
Detector = RMS Sweep Count = 100 RF Atten (dB) = 20 Trace Mode = VIEW	M1 : 5752.265 MHz : 6.471 dBm	Limit: ≤ 12.230 dBm

back to matrix

POWER SPECTRAL DENSITY

Variant: 802.11n HT-20, Channel: 5745.00 MHz, Chain c, Temp: Ambient, Voltage: 0.8 Vdc

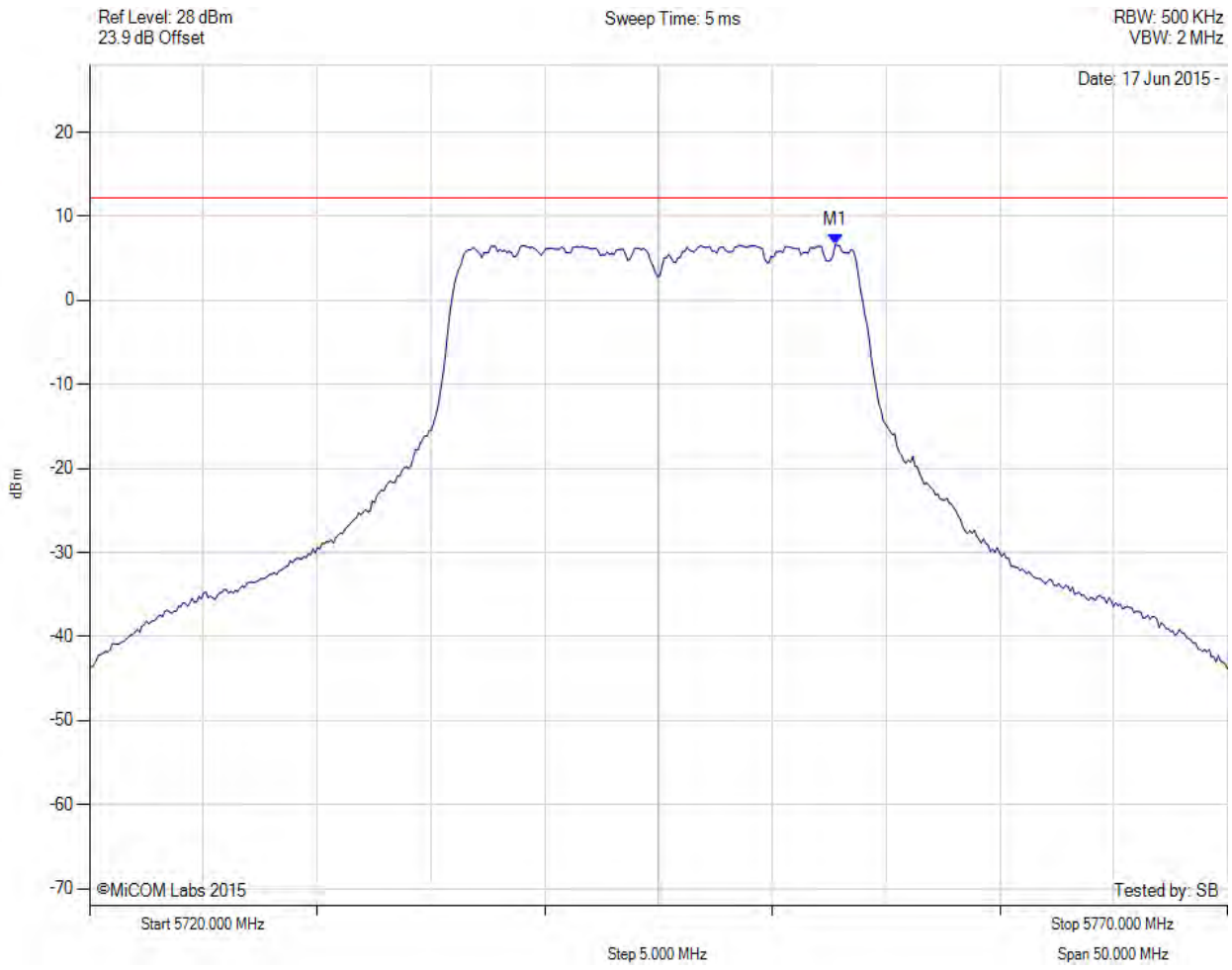

Analyser Setup	Marker:Frequency:Amplitude	Test Results
Detector = RMS Sweep Count = 100 RF Atten (dB) = 20 Trace Mode = VIEW	M1 : 5752.766 MHz : 6.640 dBm	Limit: ≤ 12.230 dBm

back to matrix

POWER SPECTRAL DENSITY

Variant: 802.11n HT-20, Channel: 5745.00 MHz, SUM, Temp: Ambient, Voltage: 0.8 Vdc

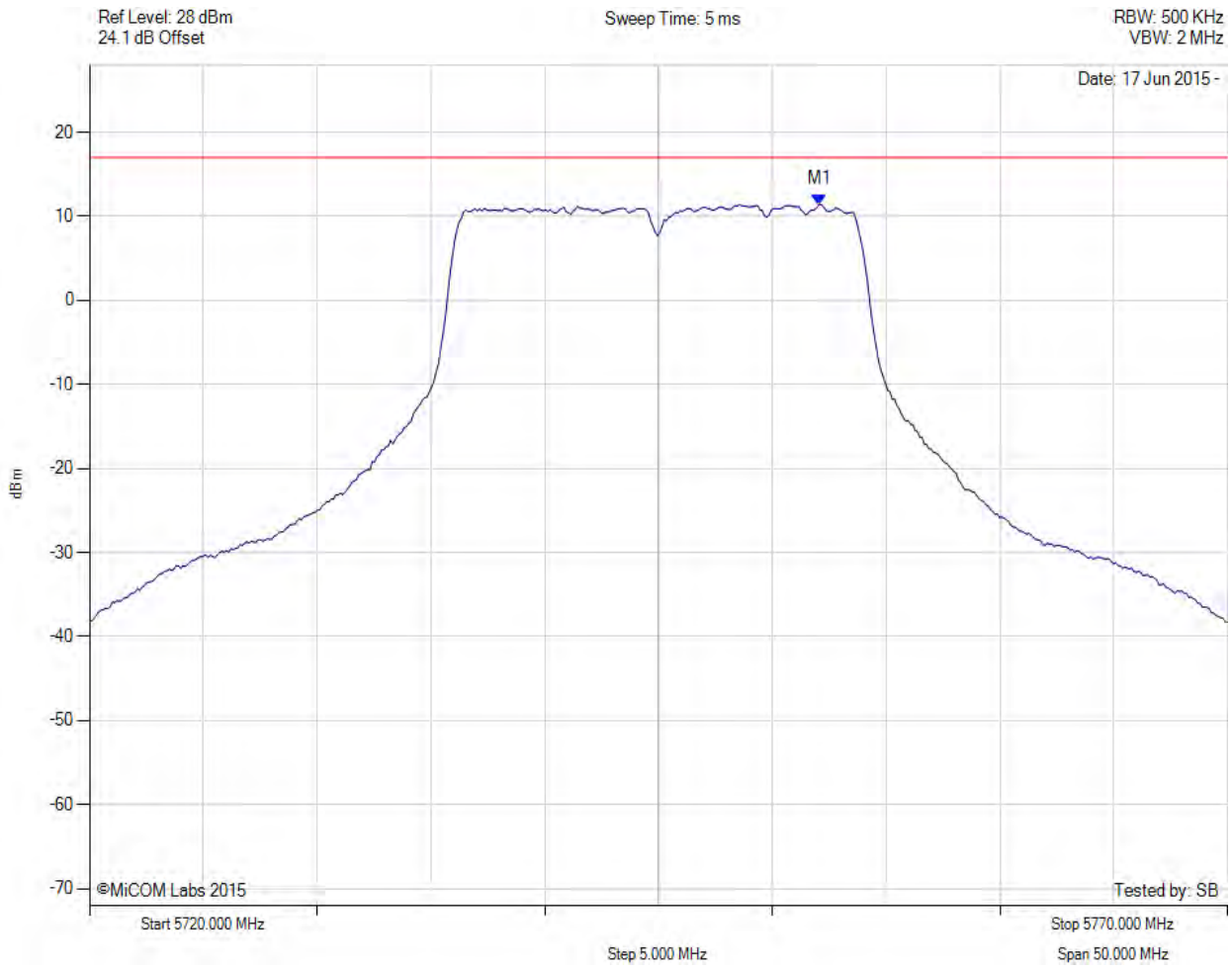

Analyser Setup	Marker:Frequency:Amplitude	Test Results
Detector = RMS Sweep Count = 100 RF Atten (dB) = 20 Trace Mode = VIEW	M1 : 5752.100 MHz : 11.455 dBm M1 + DCCF : 5752.100 MHz : 11.499 dBm Duty Cycle Correction Factor : +0.04 dB	Limit: ≤ 17.0 dBm Margin: -5.5 dB

back to matrix

POWER SPECTRAL DENSITY

Variant: 802.11n HT-20, Channel: 5785.00 MHz, Chain a, Temp: Ambient, Voltage: 0.8 Vdc

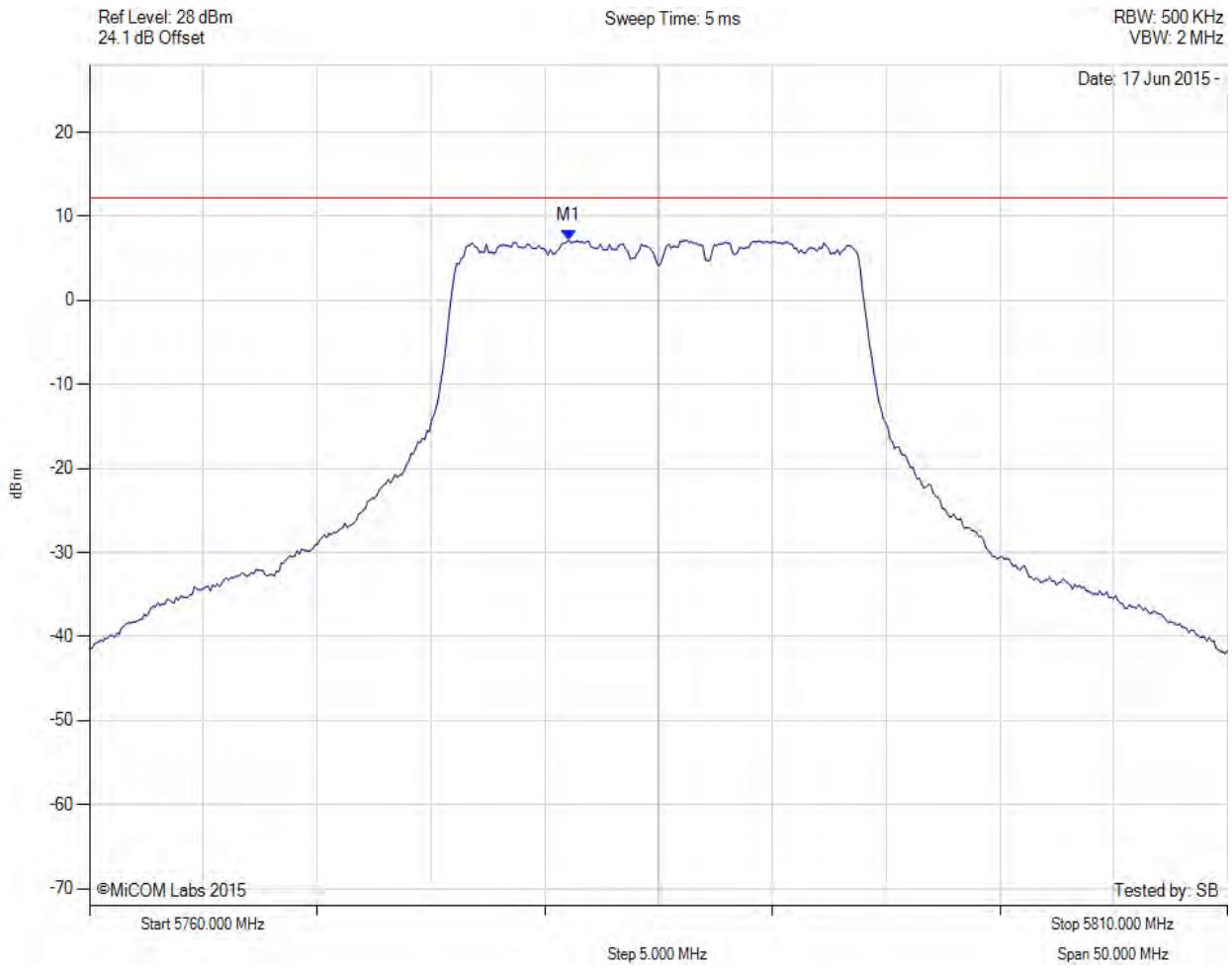

Analyser Setup	Marker:Frequency:Amplitude	Test Results
Detector = RMS Sweep Count = 100 RF Atten (dB) = 20 Trace Mode = VIEW	M1 : 5781.042 MHz : 7.188 dBm	Limit: ≤ 12.230 dBm

back to matrix

This test report may be reproduced in full only. The document may only be updated by MiCOM Labs personnel. All changes will be noted in the Document History section of the report.

POWER SPECTRAL DENSITY

Variant: 802.11n HT-20, Channel: 5785.00 MHz, Chain b, Temp: Ambient, Voltage: 0.8 Vdc

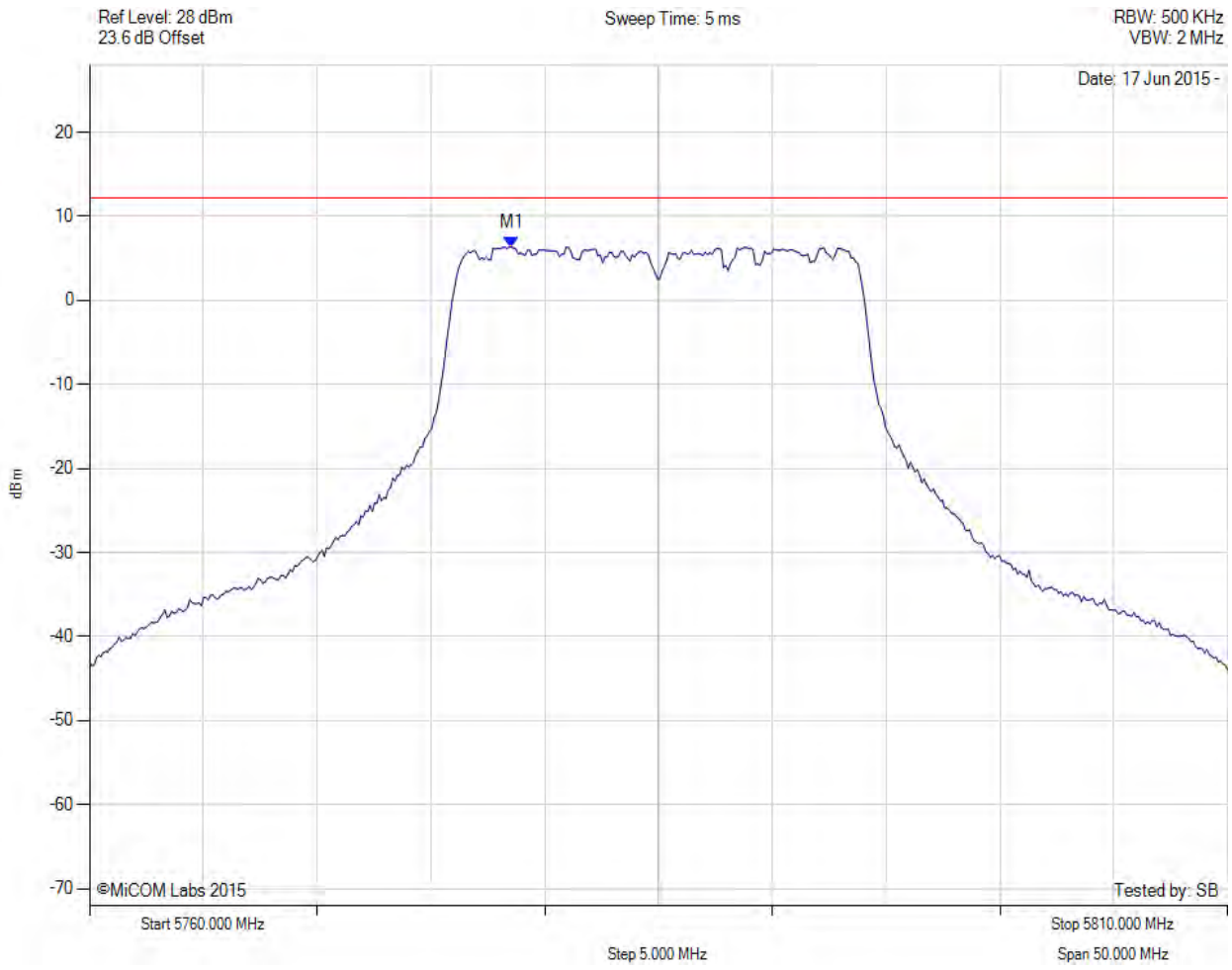

Analyser Setup	Marker:Frequency:Amplitude	Test Results
Detector = RMS Sweep Count = 100 RF Atten (dB) = 20 Trace Mode = VIEW	M1 : 5778.537 MHz : 6.357 dBm	Channel Frequency: 5785.00 MHz

back to matrix

POWER SPECTRAL DENSITY

Variant: 802.11n HT-20, Channel: 5785.00 MHz, Chain c, Temp: Ambient, Voltage: 0.8 Vdc

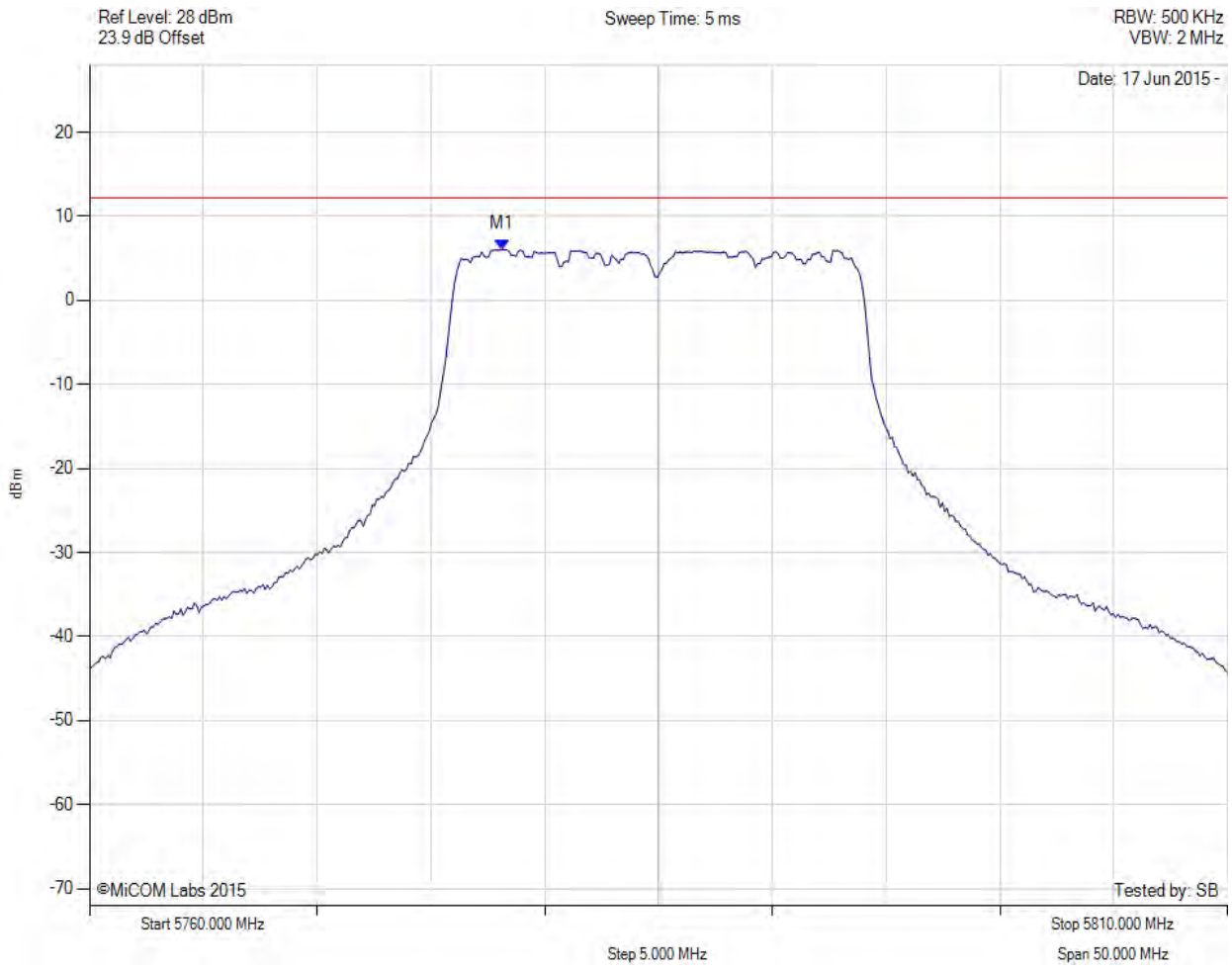

Analyser Setup	Marker:Frequency:Amplitude	Test Results
Detector = RMS Sweep Count = 100 RF Atten (dB) = 20 Trace Mode = VIEW	M1 : 5778.136 MHz : 6.071 dBm	Limit: ≤ 12.230 dBm

back to matrix

POWER SPECTRAL DENSITY

Variant: 802.11n HT-20, Channel: 5785.00 MHz, SUM, Temp: Ambient, Voltage: 0.8 Vdc

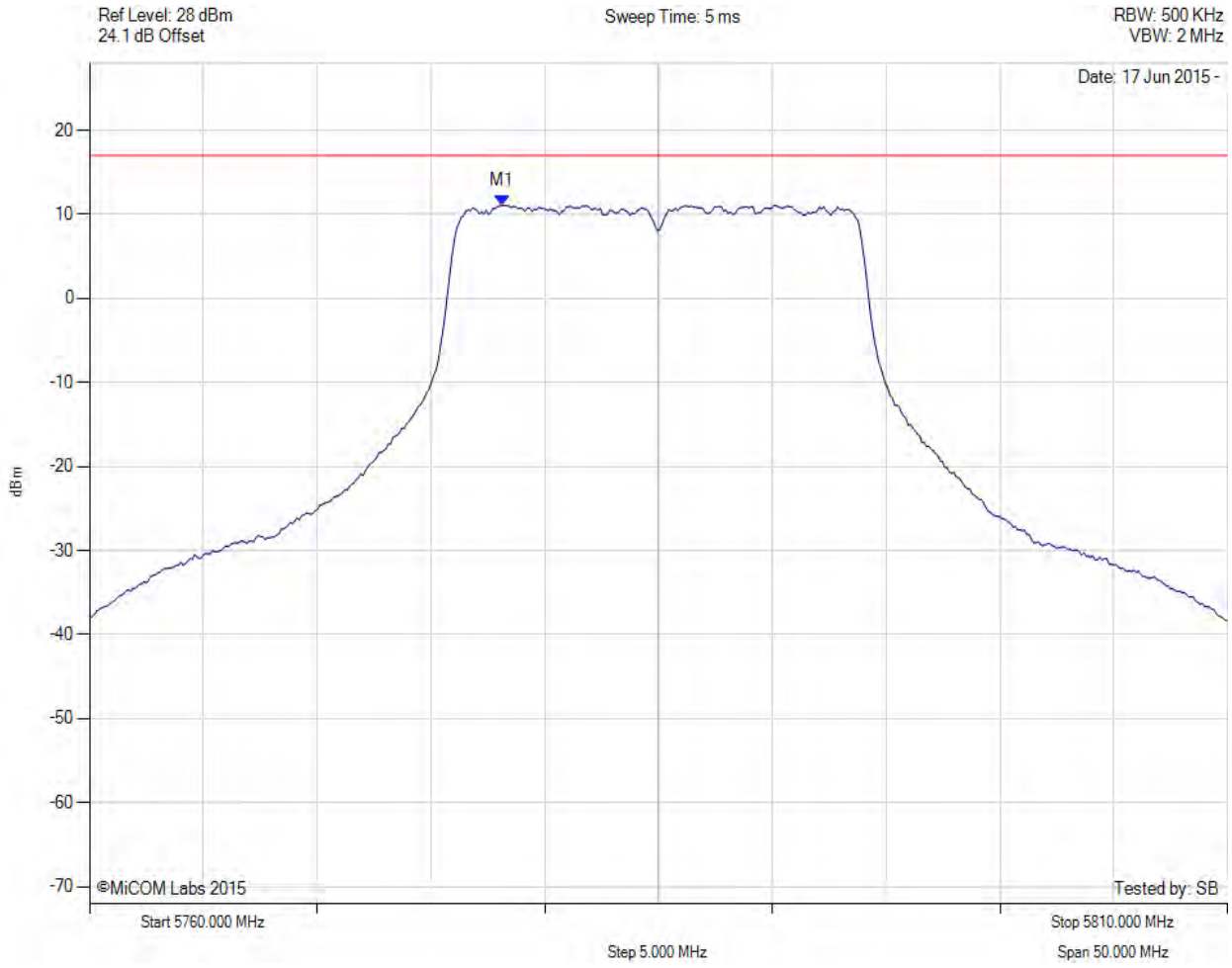

Analyser Setup	Marker:Frequency:Amplitude	Test Results
Detector = RMS Sweep Count = 100 RF Atten (dB) = 20 Trace Mode = VIEW	M1 : 5778.100 MHz : 11.095 dBm M1 + DCCF : 5778.100 MHz : 11.139 dBm Duty Cycle Correction Factor : +0.04 dB	Limit: ≤ 17.0 dBm Margin: -5.8 dB

back to matrix

POWER SPECTRAL DENSITY

Variant: 802.11n HT-20, Channel: 5825.00 MHz, Chain a, Temp: Ambient, Voltage: 0.8 Vdc

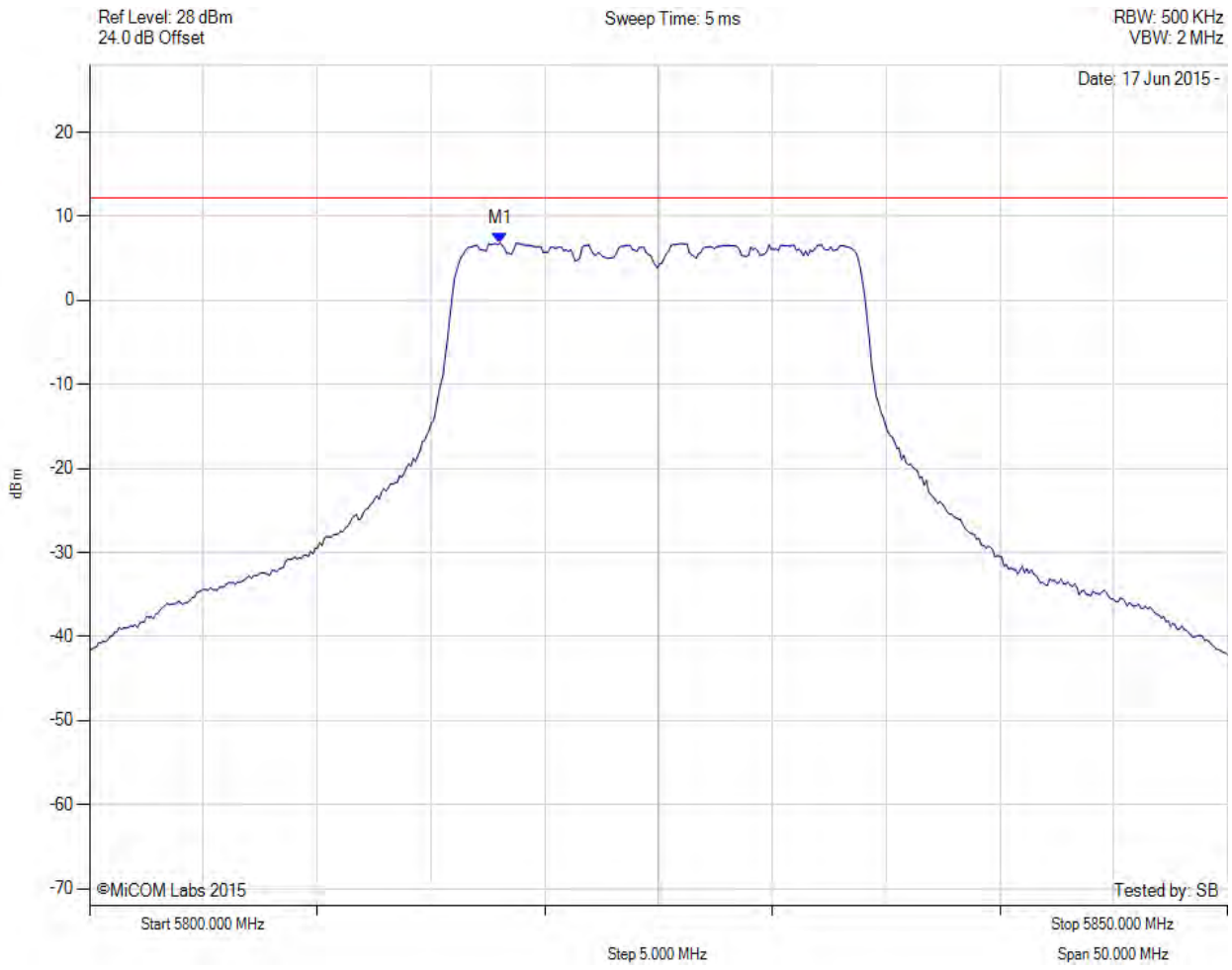

Analyser Setup	Marker:Frequency:Amplitude	Test Results
Detector = RMS Sweep Count = 100 RF Atten (dB) = 20 Trace Mode = VIEW	M1 : 5818.036 MHz : 6.835 dBm	Limit: ≤ 12.230 dBm

back to matrix

This test report may be reproduced in full only. The document may only be updated by MiCOM Labs personnel. All changes will be noted in the Document History section of the report.

POWER SPECTRAL DENSITY

Variant: 802.11n HT-20, Channel: 5825.00 MHz, Chain b, Temp: Ambient, Voltage: 0.8 Vdc

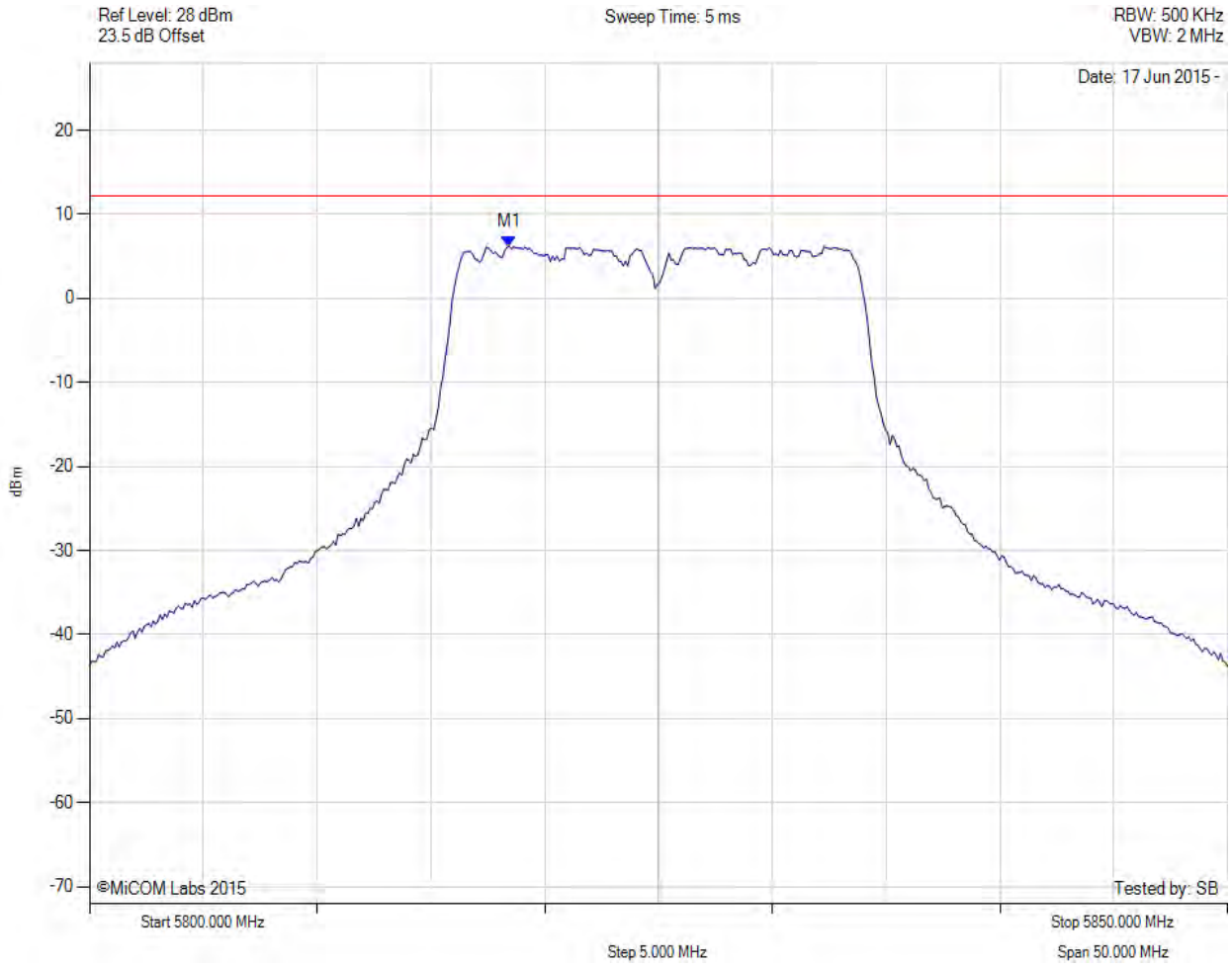

Analyser Setup	Marker:Frequency:Amplitude	Test Results
Detector = RMS Sweep Count = 100 RF Atten (dB) = 20 Trace Mode = VIEW	M1 : 5818.437 MHz : 6.210 dBm	Limit: ≤ 12.230 dBm

back to matrix

POWER SPECTRAL DENSITY

Variant: 802.11n HT-20, Channel: 5825.00 MHz, Chain c, Temp: Ambient, Voltage: 0.8 Vdc

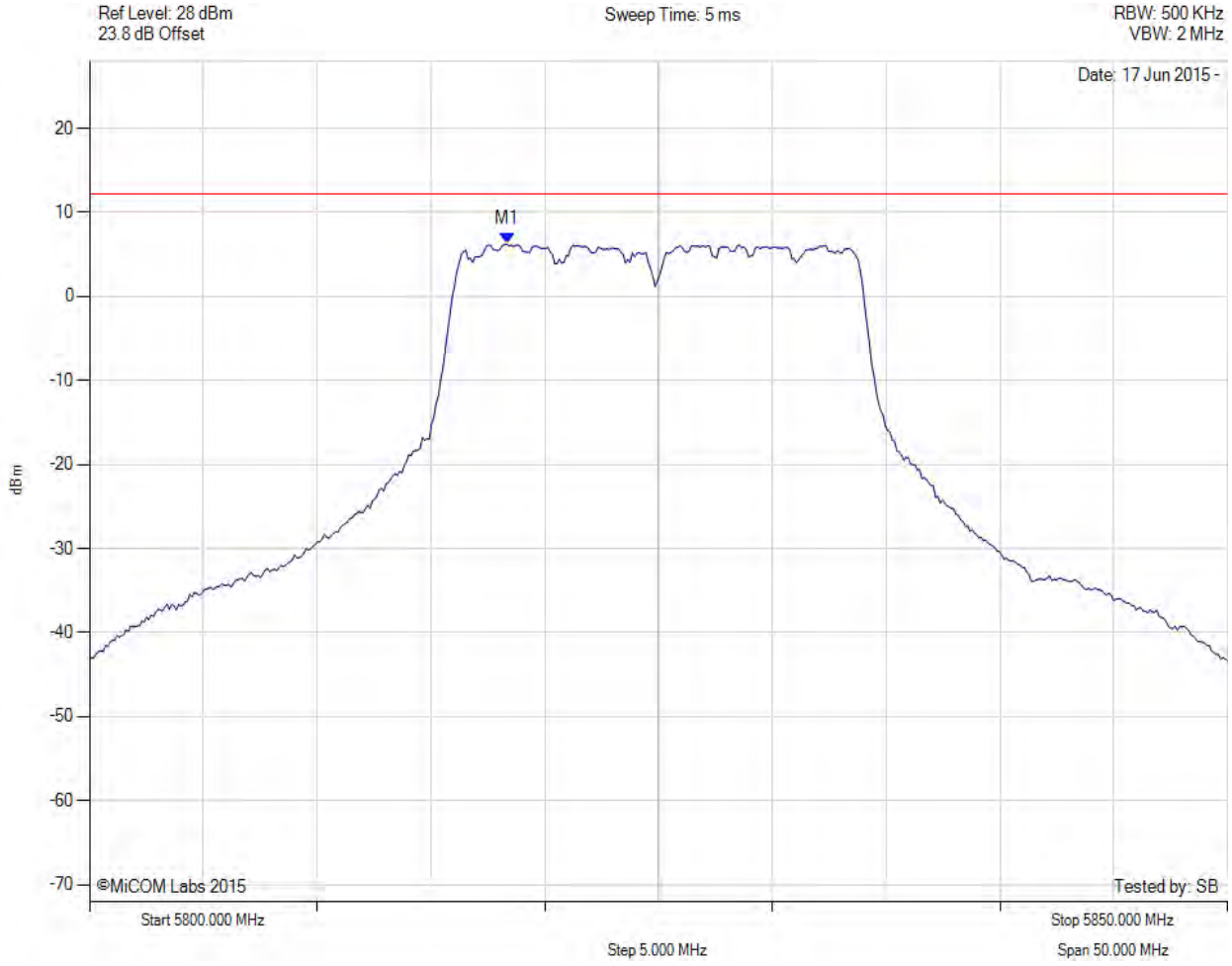

Analyser Setup	Marker:Frequency:Amplitude	Test Results
Detector = RMS Sweep Count = 100 RF Atten (dB) = 20 Trace Mode = VIEW	M1 : 5818.337 MHz : 6.244 dBm	Limit: ≤ 12.230 dBm

back to matrix

POWER SPECTRAL DENSITY

Variant: 802.11n HT-20, Channel: 5825.00 MHz, SUM, Temp: Ambient, Voltage: 0.8 Vdc

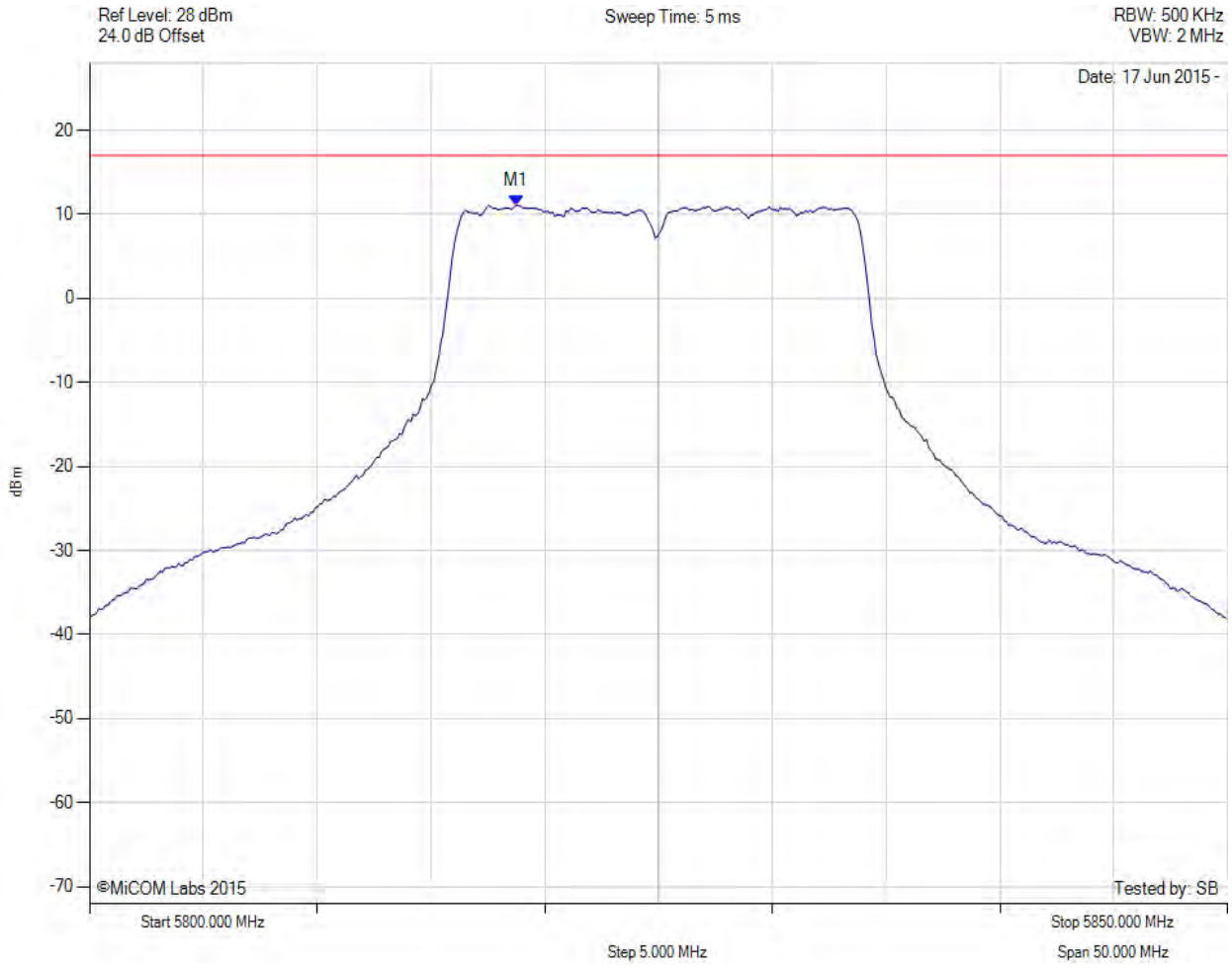

Analyser Setup	Marker:Frequency:Amplitude	Test Results
Detector = RMS Sweep Count = 100 RF Atten (dB) = 20 Trace Mode = VIEW	M1 : 5818.700 MHz : 11.080 dBm M1 + DCCF : 5818.700 MHz : 11.124 dBm Duty Cycle Correction Factor : +0.04 dB	Limit: ≤ 17.0 dBm Margin: -5.8 dB

back to matrix

POWER SPECTRAL DENSITY

Variant: 802.11n HT-40, Channel: 5755.00 MHz, Chain a, Temp: Ambient, Voltage: 0.8 Vdc

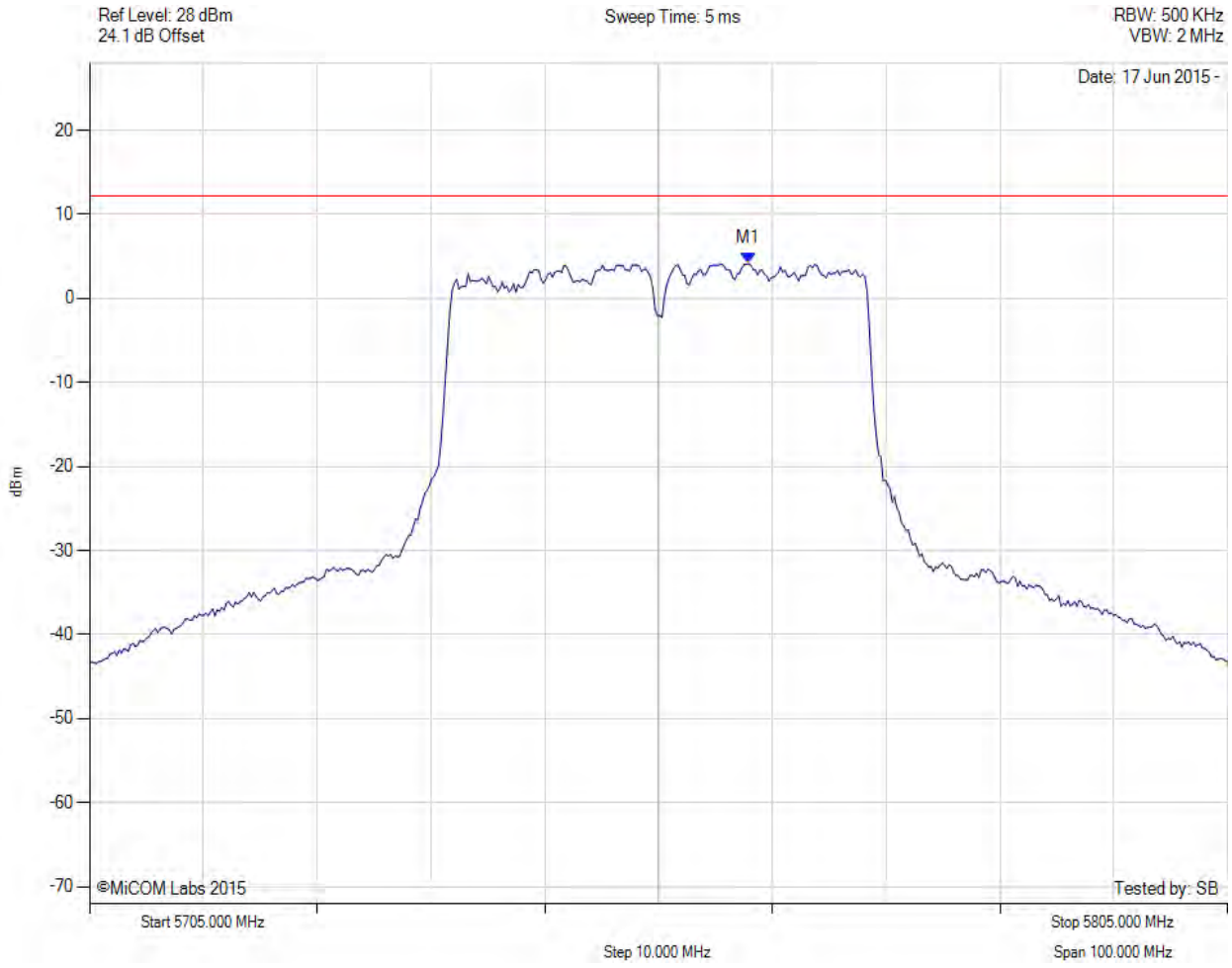

Analyser Setup	Marker:Frequency:Amplitude	Test Results
Detector = RMS Sweep Count = 100 RF Atten (dB) = 20 Trace Mode = VIEW	M1 : 5762.916 MHz : 4.161 dBm	Limit: ≤ 12.230 dBm

back to matrix

POWER SPECTRAL DENSITY

Variant: 802.11n HT-40, Channel: 5755.00 MHz, Chain b, Temp: Ambient, Voltage: 0.8 Vdc

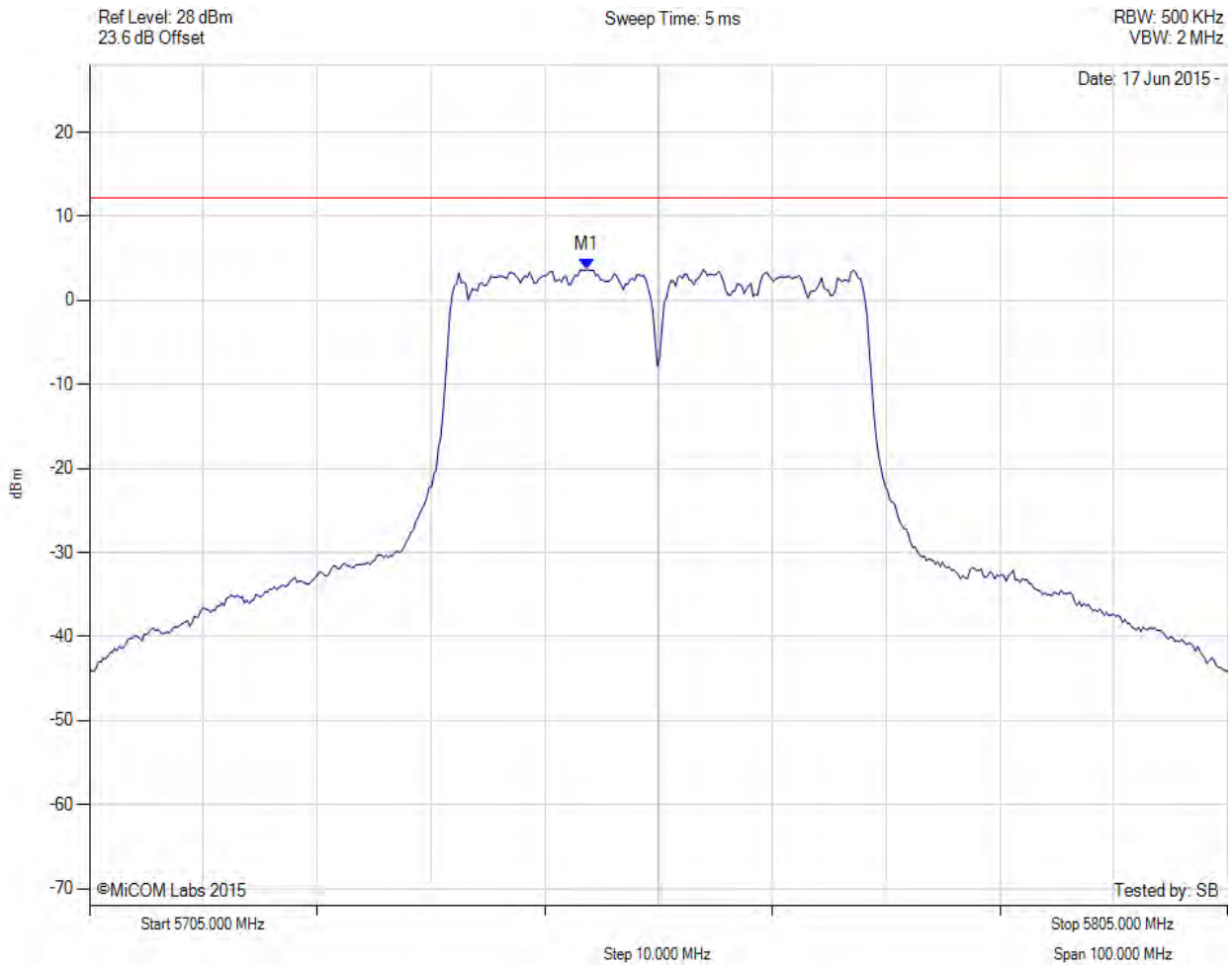

Analyser Setup	Marker:Frequency:Amplitude	Test Results
Detector = RMS Sweep Count = 100 RF Atten (dB) = 20 Trace Mode = VIEW	M1 : 5748.687 MHz : 3.678 dBm	Limit: ≤ 12.230 dBm

back to matrix

POWER SPECTRAL DENSITY

Variant: 802.11n HT-40, Channel: 5755.00 MHz, Chain c, Temp: Ambient, Voltage: 0.8 Vdc

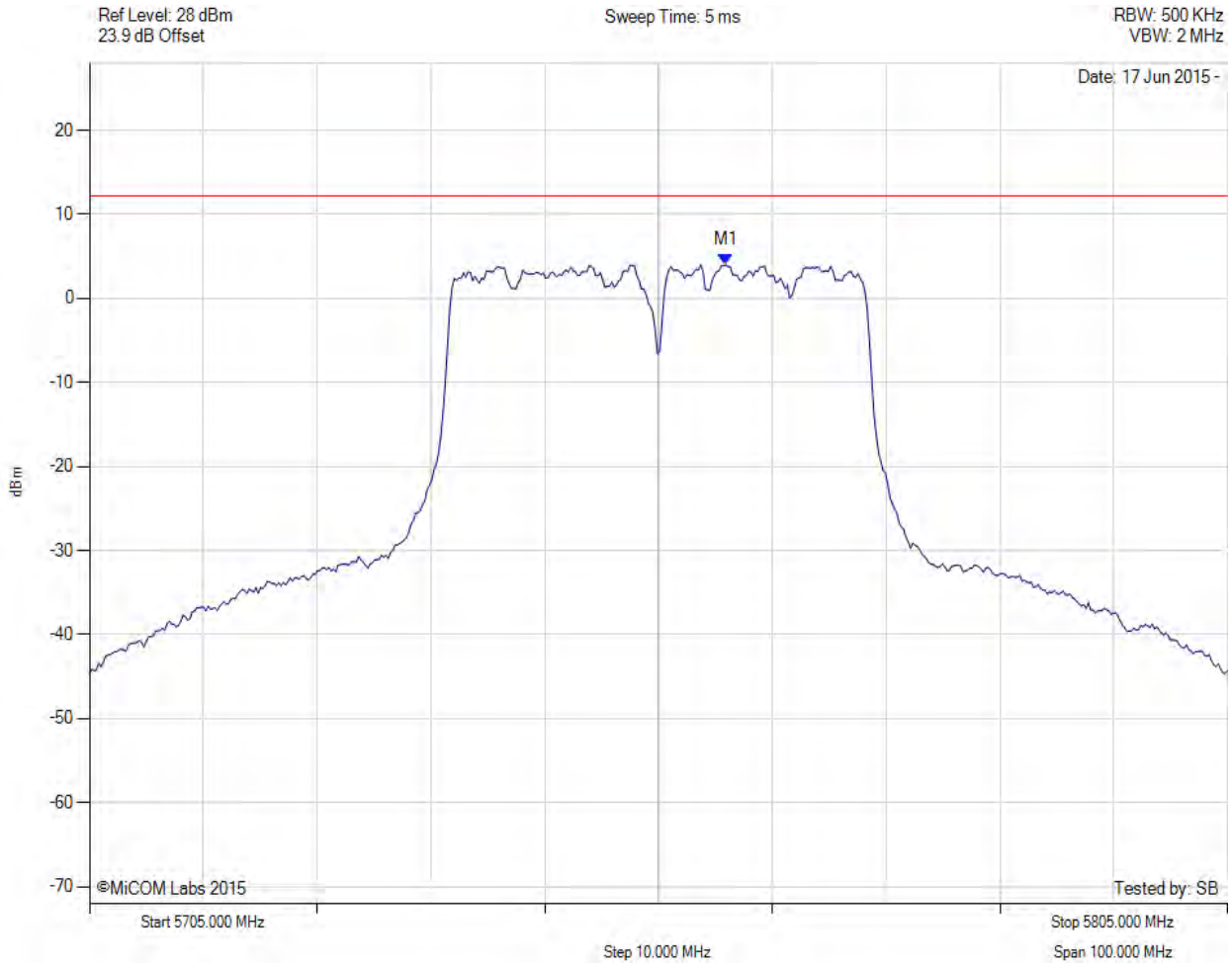

Analyser Setup	Marker:Frequency:Amplitude	Test Results
Detector = RMS Sweep Count = 100 RF Atten (dB) = 20 Trace Mode = VIEW	M1 : 5760.912 MHz : 3.984 dBm	Limit: ≤ 12.230 dBm

back to matrix

POWER SPECTRAL DENSITY

Variant: 802.11n HT-40, Channel: 5755.00 MHz, SUM, Temp: Ambient, Voltage: 0.8 Vdc

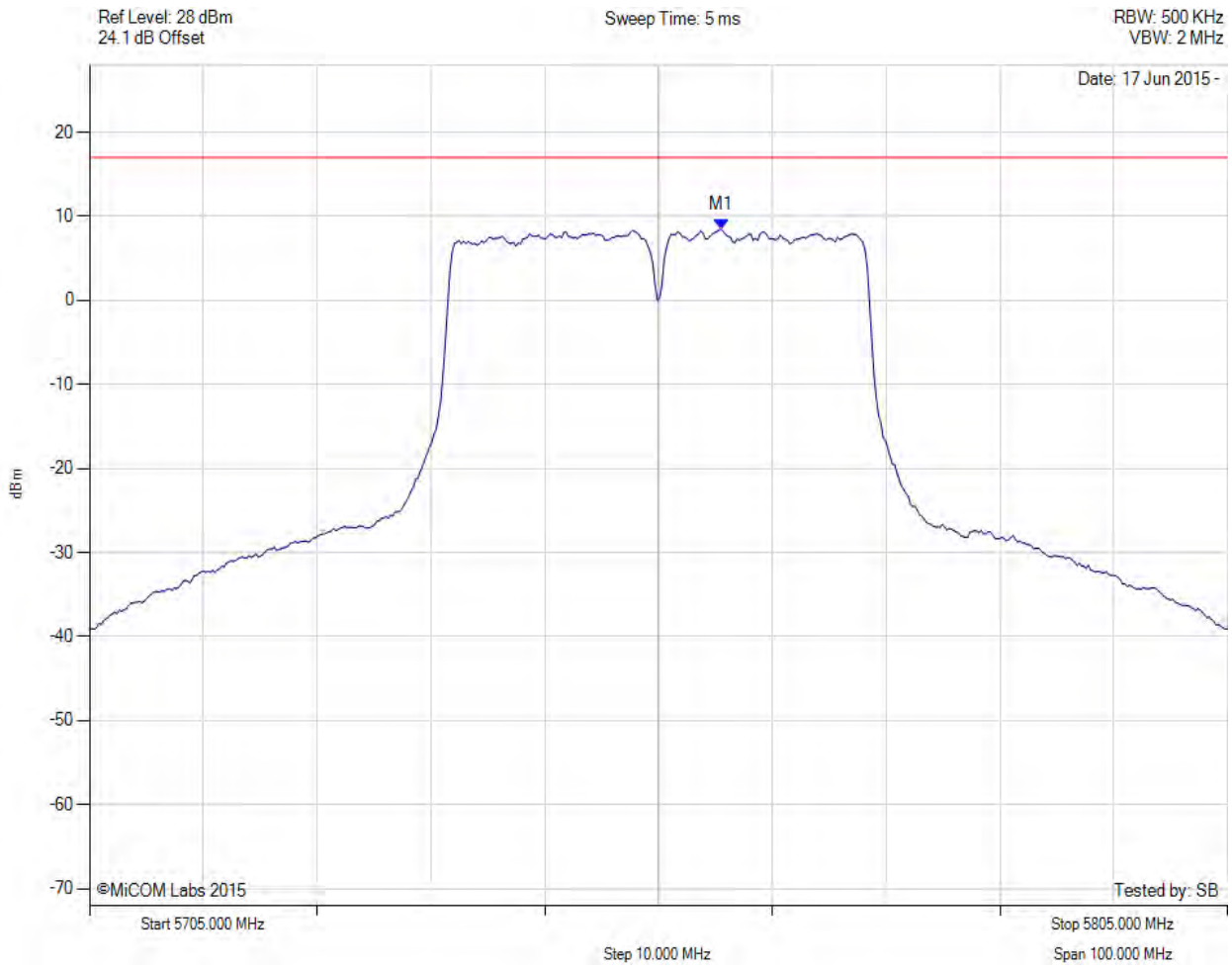

Analyser Setup	Marker:Frequency:Amplitude	Test Results
Detector = RMS Sweep Count = 100 RF Atten (dB) = 20 Trace Mode = VIEW	M1 : 5760.500 MHz : 8.442 dBm M1 + DCCF : 5760.500 MHz : 8.499 dBm Duty Cycle Correction Factor : +0.04 dB	Limit: ≤ 17.0 dBm Margin: -8.5 dB

back to matrix

POWER SPECTRAL DENSITY

Variant: 802.11n HT-40, Channel: 5795.00 MHz, Chain a, Temp: Ambient, Voltage: 0.8 Vdc

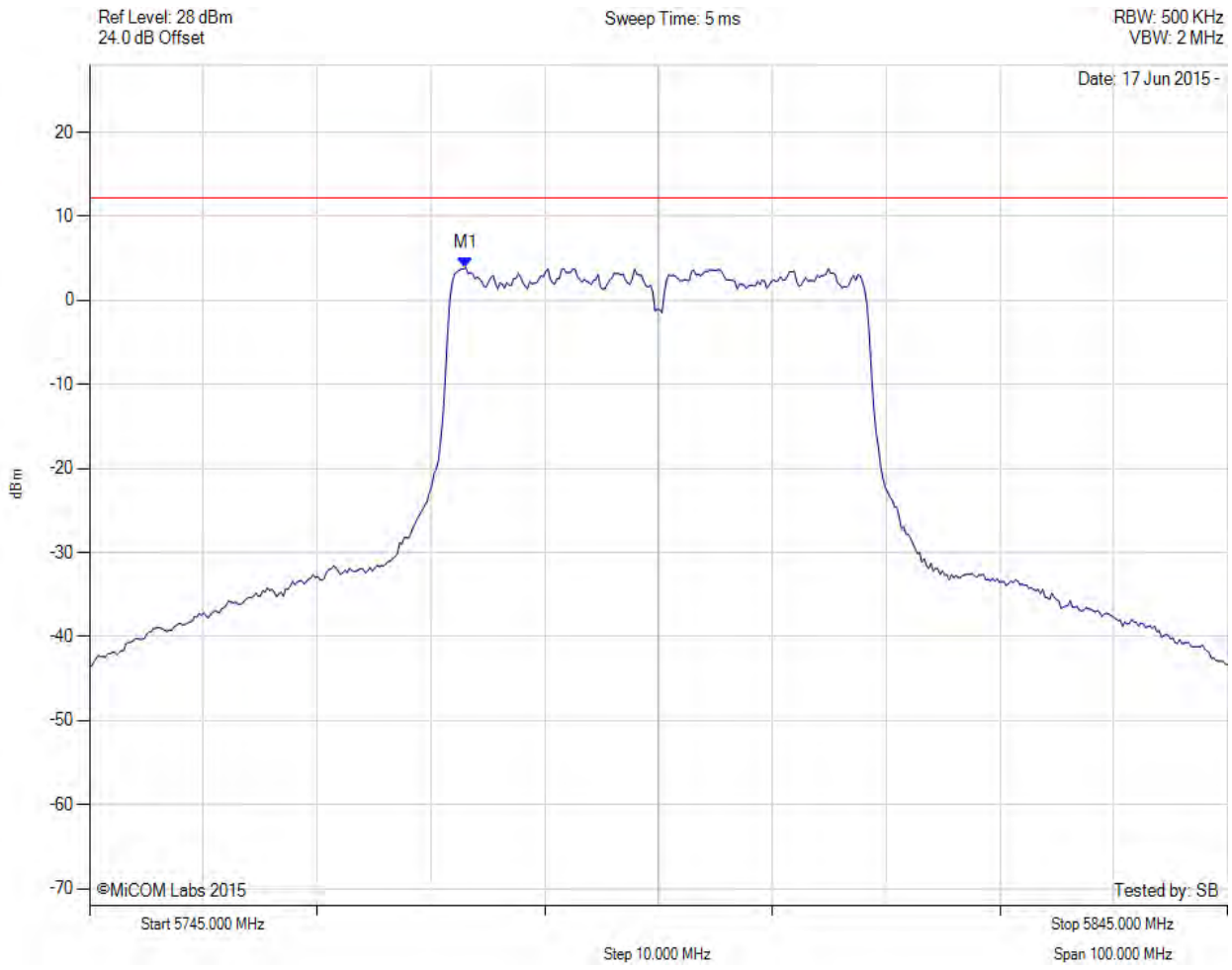

Analyser Setup	Marker:Frequency:Amplitude	Test Results
Detector = RMS Sweep Count = 100 RF Atten (dB) = 20 Trace Mode = VIEW	M1 : 5778.066 MHz : 3.879 dBm	Limit: ≤ 12.230 dBm

back to matrix

POWER SPECTRAL DENSITY

Variant: 802.11n HT-40, Channel: 5795.00 MHz, Chain b, Temp: Ambient, Voltage: 0.8 Vdc

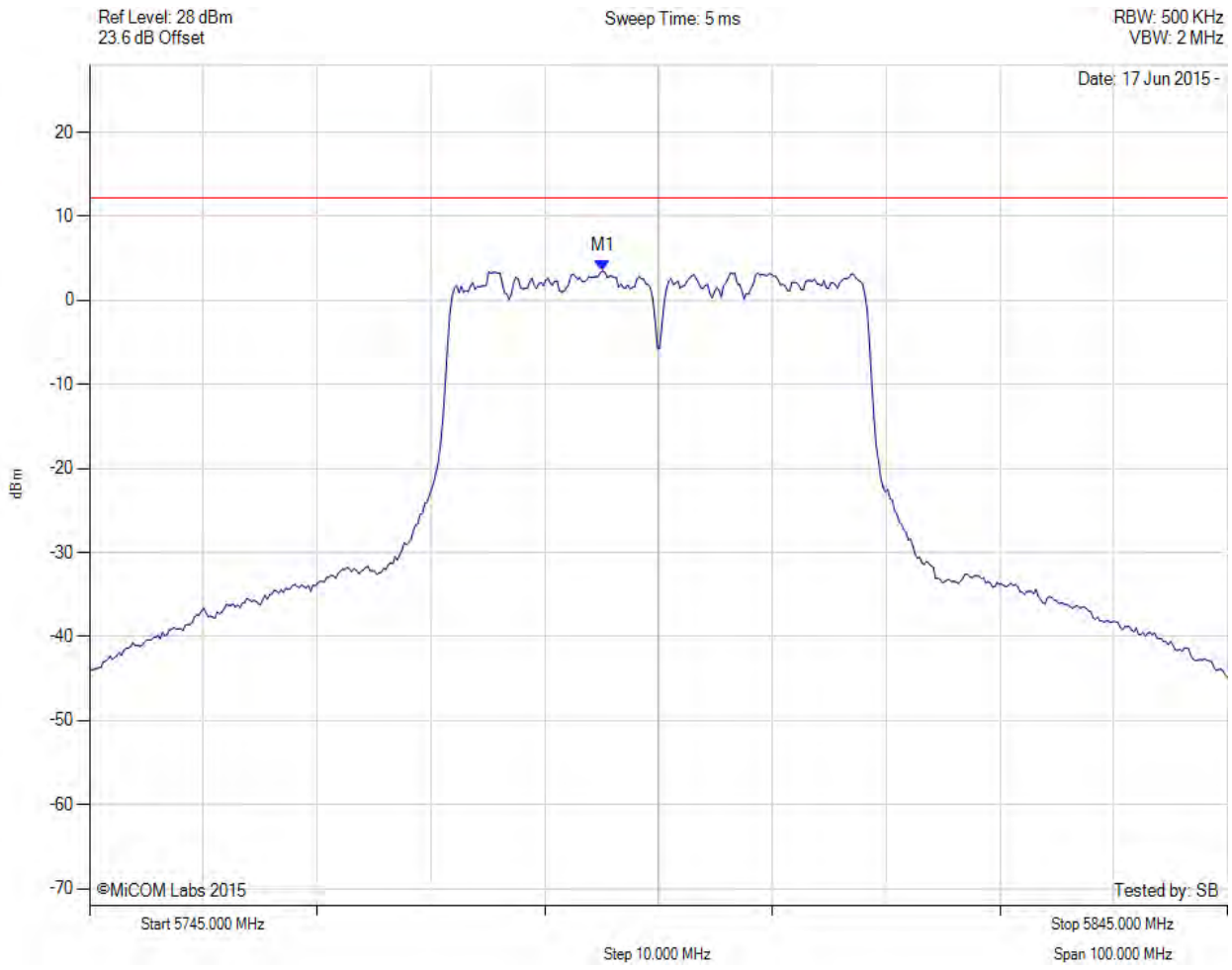

Analyser Setup	Marker:Frequency:Amplitude	Test Results
Detector = RMS Sweep Count = 100 RF Atten (dB) = 20 Trace Mode = VIEW	M1 : 5790.090 MHz : 3.534 dBm	Limit: ≤ 12.230 dBm

back to matrix

POWER SPECTRAL DENSITY

Variant: 802.11n HT-40, Channel: 5795.00 MHz, Chain c, Temp: Ambient, Voltage: 0.8 Vdc

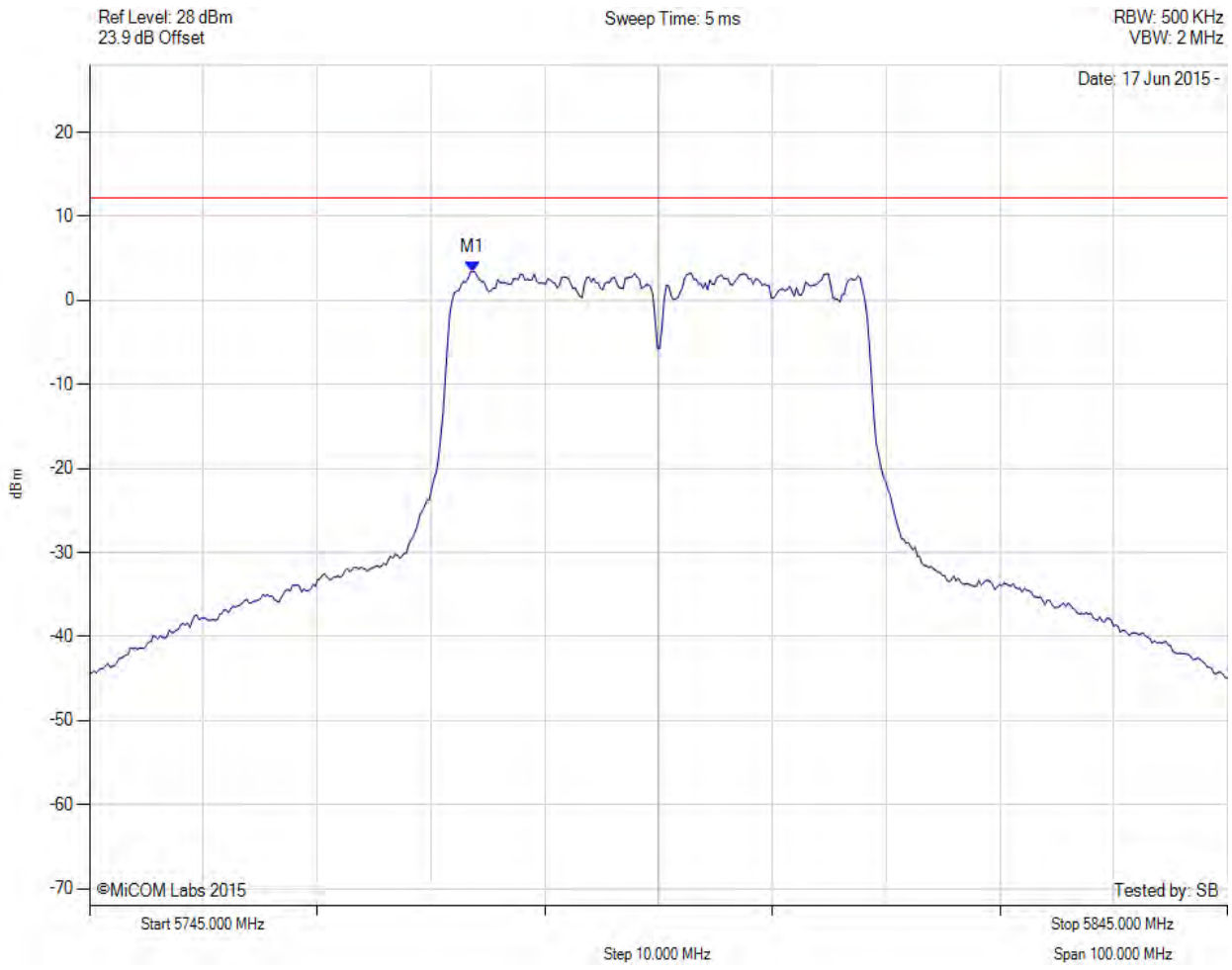

Analyser Setup	Marker:Frequency:Amplitude	Test Results
Detector = RMS Sweep Count = 100 RF Atten (dB) = 20 Trace Mode = VIEW	M1 : 5778.667 MHz : 3.426 dBm	Limit: ≤ 12.230 dBm

back to matrix

POWER SPECTRAL DENSITY

Variant: 802.11n HT-40, Channel: 5795.00 MHz, SUM, Temp: Ambient, Voltage: 0.8 Vdc

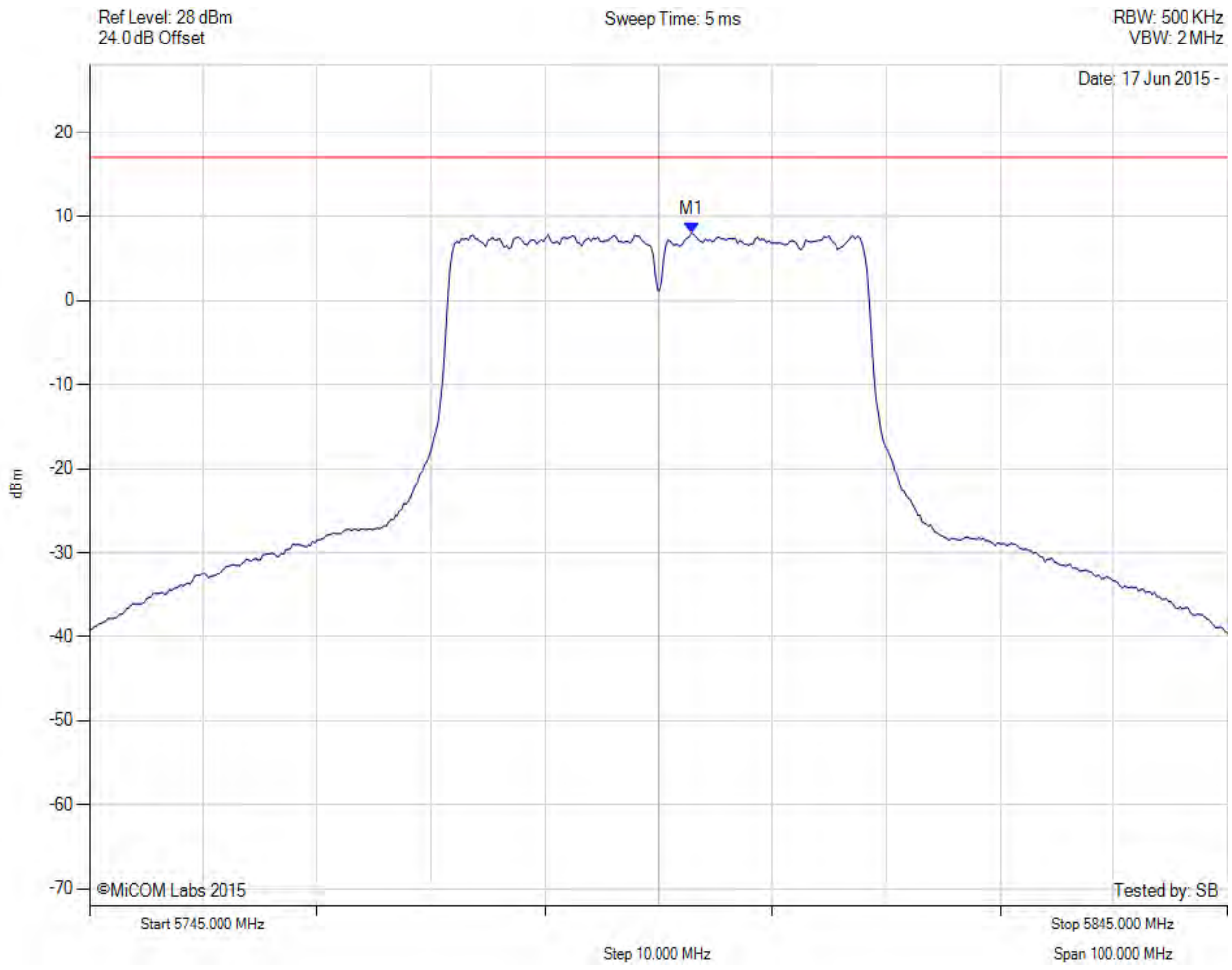

Analyser Setup	Marker:Frequency:Amplitude	Test Results
Detector = RMS Sweep Count = 100 RF Atten (dB) = 20 Trace Mode = VIEW	M1 : 5797.900 MHz : 7.978 dBm M1 + DCCF : 5797.900 MHz : 8.035 dBm Duty Cycle Correction Factor : +0.04 dB	Limit: ≤ 17.0 dBm Margin: -8.9 dB

back to matrix

575 Boulder Court
Pleasanton, California 94566, USA
Tel: +1 (925) 462 0304
Fax: +1 (925) 462 0306
www.micomlabs.com