TEST REPORT ADDENDUM - DFS

FROM

Test of: Actiontec Electronics Inc T3200M

to

To: FCC CFR 47 Part 15.407 & IC RSS-247 (DFS Bands)

Test Report Serial No.: ATEC14-U13_DFS Rev A

Note: this report is one of a set of five reports that together address the requirements of the above noted standards for certification purposes.

Master Document Number	Addendum Reports
ATEC14-U13_Master	ATEC14-U13_Conducted
	ATEC14-U13_Radiated
	ATEC14-U13_DFS
	ATEC14-U2 (FCC Part 15B & ICES_003)

This report supersedes: NONE

Applicant: Actiontec Electronics Inc
760 N Mary Avenue
Sunnyvale, California 94085
USA

Product Function: Wireless 802.11ac Bonded VDSL2 Modem Gateway with MoCA 2.0

Issue Date: 1st April 2016

This Test Report is Issued Under the Authority of:

MiCOM Labs, Inc.
575 Boulder Court
Pleasanton California 94566
USA
Phone: +1 (925) 462-0304
Fax: +1 (925) 462-0306
www.micomlabs.com

ACCREDITED
TESTING CERT #2381.01

MiCOM Labs is an ISO 17025 Accredited Testing Laboratory

Table of Contents

1. TEST SUMMARY 3
2. TEST METHODOLOGY 4
2.1. Dynamic Frequency Selection (DFS) Overview 4
2.1.1. Master Devices 5
2.1.2. Client Devices 5
2.2. DFS Detection Thresholds 6
2.3. Response Requirements 6
2.4. Radar Test Waveforms 8
2.4.1. Short Radar Pulses 8
2.4.2. Long Radar Pulse Test 9
2.4.3. Frequency Hopping Radar Test Waveform 11
2.5. Radar Waveform Calibration 11
2.6. Test Program Details 12
3. TEST RESULTS 13
3.1. Dynamic Frequency Selection (DFS) 13
3.1.1. Channel Availability Check 13
3.1.1.1. Initial CAC 13
3.1.1.2. Beginning CAC 17
3.1.1.3. End CAC 21
3.1.2. Channel Close / Transmission Time 25
3.1.3. Non-Occupancy Period 29
3.1.4. Probability of Detection 32
3.1.5. Detection Bandwidth 56
A. APPENDIX - GRAPHICAL IMAGES 60
A.1. Dynamic Frequency Selection (DFS) 61
A.1.1. Probability of Detection 61

This test report may be reproduced in full only. The document may only be updated by MiCOM Labs personnel. All changes will be noted in the Document History section of the report.

1. TEST SUMMARY

List of Measurements

Test Header	Result	Data Link
(h)(2) Dynamic Frequency Selection (DFS)	Complies	-
(ii) Channel Availability Check	Complies	-
(a) Initial CAC	Complies	View Data
(b) Beginning CAC	Complies	View Data
(c) End CAC	Complies	View Data
(iii) Channel Close / Transmission Time	Complies	View Data
(iv) Non-Occupancy Period	Complies	View Data
Probability of Detection	Complies	View Data
Detection Bandwidth	Complies	View Data

This test report may be reproduced in full only. The document may only be updated by MiCOM Labs personnel. All changes will be noted in the Document History section of the report.

2. TEST METHODOLOGY

2.1. Dynamic Frequency Selection (DFS) Overview

A U-NII network will employ a DFS function to detect signals from radar systems and to avoid co-channel operation with these systems. This applies to the 5250-5350 MHz and/or 5470-5725 MHz bands. Within the context of the operation of the DFS function, a U-NII device will operate in either Master Mode or Client Mode. U-NII devices operating in Client Mode can only operate in a network controlled by a U-NII device operating in Master Mode. The following tables summarize the requirements.

Requirement	Master Device or Client with Radar Detection	Client without Radar Detection
	Operational Mode	
DFS Detection Threshold	Yes	Not Required
Channel Closing Transmission Time	Yes	Yes
Channel Move Time	Yes	Yes
U-NII Detection Bandwidth	Yes	Not Required

Additional requirements for devices with multiple bandwidth modes	Master Device or Client with Radar Detection	Client without Radar Detection
U-NII Detection Bandwidth and Statistical Performance Check	All BW modes must be tested	Not required
Channel Move Time and Channel Closing Transmission Time	Test using widest BW mode available	Test using the widest BW mode available for the link
All other tests	Any single BW mode	Not required
NOTE: Frequencies selected for statistical performance check should include several frequencies within the radar detection bandwidth and frequencies near the edge of the radar detection bandwidth. For 802.11 devices it is suggested to select frequencies in each of the bonded 20 MHz channels and the channel center frequency.		

This test report may be reproduced in full only. The document may only be updated by MiCOM Labs personnel. All changes will be noted in the Document History section of the report.

The operational behavior and individual DFS requirements associated with these modes are as follows:

2.1.1. Master Devices

a) The Master Device will use DFS in order to detect Radar Waveforms with received signal strength above the DFS Detection Threshold in the 5250 − 5350 MHz and 5470 − 5725 MHz bands. DFS is not required in the 5150 − 5250 MHz or 5725 – 5850 MHz bands.

b) Before initiating a network on a Channel, the Master Device will perform a Channel Availability Check for a specified time duration (Channel Availability Check Time) to ensure that there is no radar system operating on the Channel, using DFS described under subsection a) above.

c) The Master Device initiates a U-NII network by transmitting control signals that will enable other U-NII devices to Associate with the Master Device.

d) During normal operation, the Master Device will monitor the Channel (In-Service Monitoring) to ensure that there is no radar system operating on the Channel, using DFS described under a).

e) If the Master Device has detected a Radar Waveform during In-Service Monitoring as described under d), the Operating Channel of the U-NII network is no longer an Available Channel. The Master Device will instruct all associated Client Device(s) to stop transmitting on this Channel within the Channel Move Time. The transmissions during the Channel Move Time will be limited to the Channel Closing Transmission Time.

f) Once the Master Device has detected a Radar Waveform it will not utilize the Channel for the duration of the Non-Occupancy Period.

g) If the Master Device delegates the In-Service Monitoring to a Client Device, then the combination will be tested to the requirements described under d) through f) above.

2.1.2. Client Devices

a) A Client Device will not transmit before having received appropriate control signals from a Master Device.

b) A Client Device will stop all its transmissions whenever instructed by a Master Device to which it is associated and will meet the Channel Move Time and Channel Closing Transmission Time requirements. The Client Device will not resume any transmissions until it has again received control signals from a Master Device.

c) If a Client Device is performing In-Service Monitoring and detects a Radar Waveform above the DFS Detection Threshold, it will inform the Master Device. This is equivalent to the Master Device detecting the Radar Waveform and d) through f) of section 5.1.1 apply.

d) Irrespective of Client Device or Master Device detection the Channel Move Time and Channel Closing Transmission Time requirements remain the same.

e) The client test frequency must be monitored to ensure no transmission of any type has occurred for 30 minutes. Note: If the client moves with the master, the device is considered compliant if nothing appears in the client non-occupancy period test. For devices that shutdown (rather than

moving channels), no beacons should appear.

2.2. DFS Detection Thresholds

The table below provides the DFS Detection Thresholds for Master Devices as well as Client Devices incorporating In-Service Monitoring.

DFS Detection Thresholds for Master Devices and Client Devices with Radar Detection

Maximum Transmit Power	Value (see Notes 1, 2 and 3)
EIRP ≥ 200 milliwatt	-64 dBm
EIRP < 200 milliwatt and power density <10 dBm/MHz	-62 dBm
EIRP < 200 milliwatt that do not meet the power spectral density requirement	-64 dBm

NOTE 1: This is the level at the input of the receiver assuming a 0 dBi receive antenna

NOTE 2: Throughout these test procedures an additional 1 dB has been added to the amplitude of the test transmission waveforms to account for variations in measurement equipment. This will ensure that the test signal is at or above the detection threshold level to trigger a DFS response.

NOTE 3: EIRP is based on the highest antenna gain. For MIMO devices refer to KDB Publication 662911 D01.

2.3. Response Requirements

The following table provides the response requirements for Master and Client Devices incorporating DFS.

DFS Response Requirement Values

Parameter	Value
Non-Occupancy Period	Minimum 30 minutes
Channel Availability Check Time	60 seconds
Channel Move Time	10 seconds, see NOTE 1
Channel Closing Transmission Time	200 milliseconds + an aggregate of 60 milliseconds over remaining 10 second period, see NOTES 1 and 2
U-NII Detection Bandwidth	Minimum 100% of the U-NII 99% transmission power bandwidth, see NOTE 3

NOTE 1: Channel Move Time and the Channel Closing Transmission Time should be performed with Radar Type 0. The measurement timing begins at the end of the Radar Type 0 burst.

NOTE 2: The Channel Closing Transmission Time is comprised of 200 milliseconds starting at the beginning of the Channel Move Time plus any additional intermittent control signals required to facilitate a Channel move (an aggregate of 60 milliseconds) during the remainder of the 10 second period. The aggregate duration of control signals will not count quiet periods in between transmissions.

This test report may be reproduced in full only. The document may only be updated by MiCOM Labs personnel. All changes will be noted in the Document History section of the report.

NOTE 3: During the U-NII Detection Bandwidth detection test, radar type 0 should be used. For each frequency step the minimum percentage of detection is 90 percent. Measurements are performed with no data traffic.

This test report may be reproduced in full only. The document may only be updated by MiCOM Labs personnel. All changes will be noted in the Document History section of the report.

2.4. Radar Test Waveforms

This section provides the parameters for required test waveforms, minimum percentage of successful detections, and the minimum number of trials that must be used for determining DFS conformance. Step intervals of 0.1 microsecond for Pulse Width, 1 microsecond for PRI, 1 MHz for chirp width and 1 for the number of pulses will be utilized for the random determination of specific test waveforms.

2.4.1. Short Radar Pulses

Short Pulse Radar Test Waveforms

Radar Type	Pulse Width (µS)	PRI (µS)	Number of Pulses	Minimum Percentage of Successful Detection	Minimum Number of Trials
0	1	1428	18	See Note 1	See Note 1
1	1	Test A: 15 unique PRI values randomly selected from the list of 23 PRI values in Table 5a	$\text{Roundup}\left\{\left(\frac{1}{360}\right)\cdot\left(\frac{19\cdot 10^6}{\text{PRI}_{\mu\text{sec}}}\right)\right\}$	60%	30
		Test B: 15 unique PRI values randomly selected in the range 518-3066 µS, with a minimum increment of 1 µS, excluding PRI values selected in Test A			
2	1-5	150-230	23-29	60%	30
3	6-10	200-500	16-18	60%	30
4	11-20	200-500	12-16	60%	30
Aggregate (Radar Types 1-4)				80%	120

Note 1: Short Radar Pulse Type 0 should be used for the Detection Bandwidth test, Channel Move Time and Channel Closing Time tests

A minimum of 30 unique waveforms are required for each of the Short Pulse Radar Types 2 through 4. If more than 30 waveforms are used for Short Pulse Radar Types 2 through 4, then each additional waveform must also be unique and not repeated from the previous waveforms. If more than 30 waveforms are used for Short Pulse Radar Type 1, then each additional waveform is generated with Test B and must also be unique and not repeated from the previous waveforms in Tests A or B.

This test report may be reproduced in full only. The document may only be updated by MiCOM Labs personnel. All changes will be noted in the Document History section of the report.

2.4.2. Long Radar Pulse Test

Long Pulse Radar Test Waveforms

Radar Type	Pulse Width (µsec)	Chirp Width (MHz)	PRI (µsec)	Number of Pulses per Burst	Number of Bursts	Minimum Percentage of Successful Detection	Minimum Trials
5	50-100	5-20	1000-2000	1-3	8-20	80%	30

The parameters for this waveform are randomly chosen. Thirty unique waveforms are required for the Long Pulse radar test signal. If more than 30 waveforms are used for the Long Pulse radar test signal, then each additional waveform must also be unique and not repeated from the previous waveforms.

Each waveform is defined as follows:

1. The transmission period for the Long Pulse Radar test signal is 12 seconds.

2. There are a total of 8 to 20 Bursts in the 12 second period, with the number of Bursts being randomly chosen. This number is Burst Count.

3. Each Burst consists of 1 to 3 pulses, with the number of pulses being randomly chosen. Each Burst within the 12 second sequence may have a different number of pulses.

4. The pulse width is between 50 and 100 microseconds, with the pulse width being randomly chosen. Each pulse within a Burst will have the same pulse width. Pulses in different Bursts may have different pulse widths.

5. Each pulse has a linear FM chirp between 5 and 20 MHz, with the chirp width being randomly chosen. Each pulse within a Burst will have the same chirp width. Pulses in different Bursts may have different chirp widths. The chirp is centered on the pulse. For example, with a radar frequency of 5300 MHz and a 20 MHz chirped signal, the chirp starts at 5290 MHz and ends at 5310 MHz.

6. If more than one pulse is present in a Burst, the time between the pulses will be between 1000 and 2000 microseconds, with the time being randomly chosen. If three pulses are present in a Burst, the time between the first and second pulses is chosen independently of the time between the second and third pulses.

7. The 12 second transmission period is divided into even intervals. The number of intervals is equal to Burst_Count. Each interval is of length (12,000,000 / Burst_Count) microseconds. Each interval contains one Burst. The start time for the Burst, relative to the beginning of the interval, is between 1 and [(12,000,000 / Burst_Count) – (Total Burst Length) + (One Random PRI Interval)] microseconds, with the start time being randomly chosen. The step interval for the start time is 1 microsecond. The start time for each Burst is chosen independently.

A representative example of a Long Pulse radar test waveform:

1. The total test signal length is 12 seconds.

2. 8 Bursts are randomly generated for the Burst_Count

3. Burst 1 has 2 randomly generated pulses.

4. The pulse width (for both pulses) is randomly selected to be 75 microseconds.

5. The PRI is randomly selected to be at 1213 microseconds.

6. Bursts 2 through 8 are generated using steps 3 – 5.

7. Each Burst is contained in even intervals of 1,500,000 microseconds. The starting location for Pulse 1, Burst 1 is randomly generated (1 to 1,500,000 minus the total Burst 1 length + 1 random PRI interval) at the 325,001 microsecond step. Bursts 2 through 8 randomly fall in successive 1,500,000 microsecond intervals (i.e. Burst 2 falls in the 1,500,001 – 3,000,000 microsecond range).

Graphical representation of the Long Pulse Radar Test Waveform.

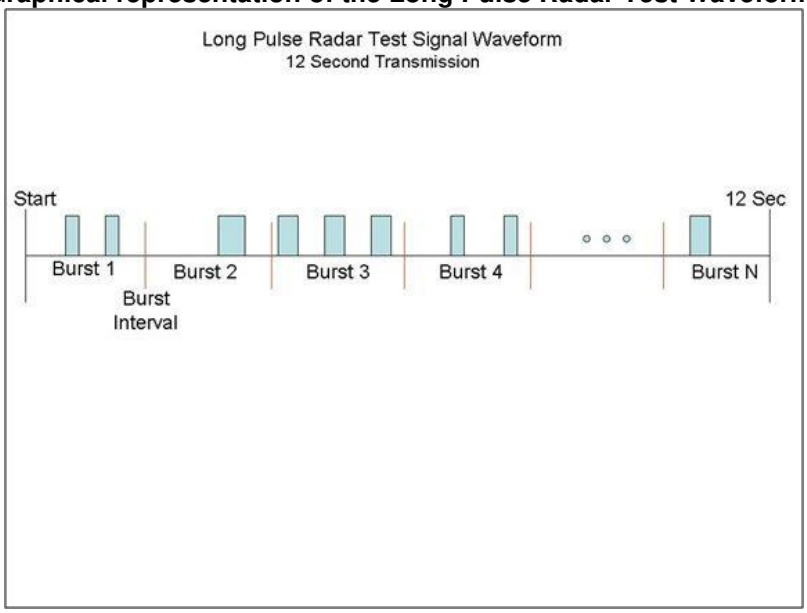

2.4.3. Frequency Hopping Radar Test Waveform

Radar Type	Pulse Width (µsec)	PRI (µsec)	Pulses per Hop	Hopping Rate (kHz)	Hopping Sequence Length (msec)	Minimum Percentage of Successful Detection	Minimum Trials
6	1	333	9	.333	300	70%	30

For the Frequency Hopping Radar Type, the same Burst parameters are used for each waveform. The hopping sequence is different for each waveform and a 100-length segment is selected from the hopping sequence defined by the following algorithm:

The first frequency in a hopping sequence is selected randomly from the group of 475 integer frequencies from 5250 – 5724 MHz. Next, the frequency that was just chosen is removed from the group and a frequency is randomly selected from the remaining 474 frequencies in the group. This process continues until all 475 frequencies are chosen for the set. For selection of a random frequency, the frequencies remaining within the group are always treated as equally likely.

2.5. Radar Waveform Calibration

The following equipment setup was used to calibrate the Radar Waveform. A spectrum analyzer was used to establish the test signal level for each radar type. During this process there were no transmissions by either the Master or Client Device. The spectrum analyzer was switched to the zero span (Time Domain) mode at the frequency of the Radar Waveform generator. Peak detection was utilized. The spectrum analyzer resolution bandwidth (RBW) and video bandwidth (VBW) were set to 3 MHz.

The signal generator amplitude was set so that the power level measured at the spectrum analyzer was equal to the DFS detection threshold +1dB (Ref Section 9.2).

This test report may be reproduced in full only. The document may only be updated by MiCOM Labs personnel. All changes will be noted in the Document History section of the report.

2.6. Test Program Details

EUT Type: Master with radar detection

Frequency band(s): 5,250 - 5,350 MHz and 5,470 – 5,725 MHz

Uniform Loading: For the above frequency band(s) the manufacturer declared that the device provides an aggregate uniform loading of the spectrum across all devices by selecting an operating channel among the available channels using a random algorithm.

Test Environment: Conducted
Antenna Gain used for Testing: 3.0 dBi

Radio parameters:
802.11a: Transmit Power: 22 dBm; Data Rate: 9 Mbit/s; Duty Cycle: 30%
802.11n HT-40: Transmit Power: 22 dBm; Data Rate: 18 Mbit/s; Duty Cycle: 30%
802.11ac 80: Transmit Power: 22 dBm; Data Rate: 29 Mbit/s; Duty Cycle: 30%

Number of Antenna Chains: 4
Test Communication Throughput Methodology
The requisite MPEG video file ("TestFile.mpg" available on the NTIA website at the following link http://ntiacsd.ntia.doc.gov/dfs/) is used during this video stream.

EUT Software Version: 3.164L.02-7HW
EUT Build number: AM1
Test Environmental Conditions - Ambient:
Temperature: 17 to 23 °C
Relative humidity: 31 to 57%
Pressure: 999 to 1012 mbar

This test report may be reproduced in full only. The document may only be updated by MiCOM Labs personnel. All changes will be noted in the Document History section of the report.

3. TEST RESULTS

3.1. Dynamic Frequency Selection (DFS)

3.1.1. Channel Availability Check

3.1.1.1. Initial CAC

This test verifies that the EUT does not emit pulse, control, or data signals on the test Channel until the power-up sequence has been completed and the U-NII device checks for Radar Waveforms for one minute on the test Channel. This test does not use any Radar Waveforms.

The EUT is instructed to power up at the appropriate center frequency. The spectrum analyzer is set on zero span with a 1 MHz resolution bandwidth and 260 second sweep time to monitor the RF output of the EUT during power up. The analyzer's sweep will be started the same time power is applied to the U-NII device.

The EUT should not transmit any pulse or data transmissions until at least 1 minute after the completion of the power-on cycle.

The first red vertical line shown on the following plot denotes the instant when the EUT starts its power-up sequence i.e. T0 (as defined within the FCC's KDB 905462 D02 Section 4.1). The power-up reference T0 is determined by the time it takes for the EUT to start "beaconing" i.e. initial beacon – 60 secs = end of power-up.

The Channel Availability Check Time commences at instant T0 and will end no sooner than T0 + 60 seconds. T0 + 60 is indicated on the plot by the second vertical line.

This test report may be reproduced in full only. The document may only be updated by MiCOM Labs personnel. All changes will be noted in the Document History section of the report.

INITIAL CAC

Variant: 802.11a, Channel: 5500.00 MHz, Data Rate: 9 Mbit/s, Duty Cycle : 30.00%, Antenna Gain: 3.00 dBi

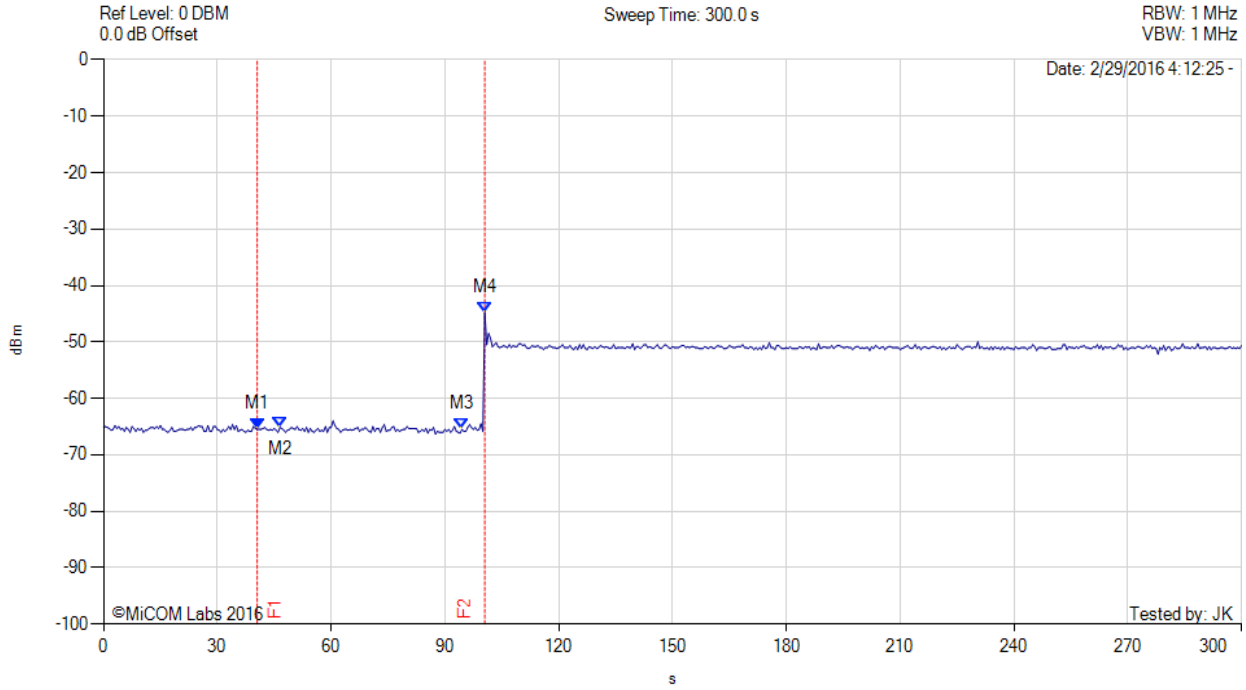

Analyzer Setup	Marker:Time:Amplitude	Test Results
Detector = POS Sweep Count = View RF Atten (dB) = 10 Trace Mode = 0	M1(5500.00 MHz) : 40.500 s : -65.500 dBm M2(5500.00 MHz) : 46.500 s : -65.160 dBm M3(5500.00 MHz) : 94.500 s : -65.500 dBm M4(5500.00 MHz) : 100.500 s : -44.830 dBm	Channel Frequency: 5500.00 MHz

INITIAL CAC

Variant: 802.11ac 80, Channel: 5530.00 MHz, Data Rate: 29 Mbit/s, Duty Cycle : 30.00%, Antenna Gain: 3.00 dBi

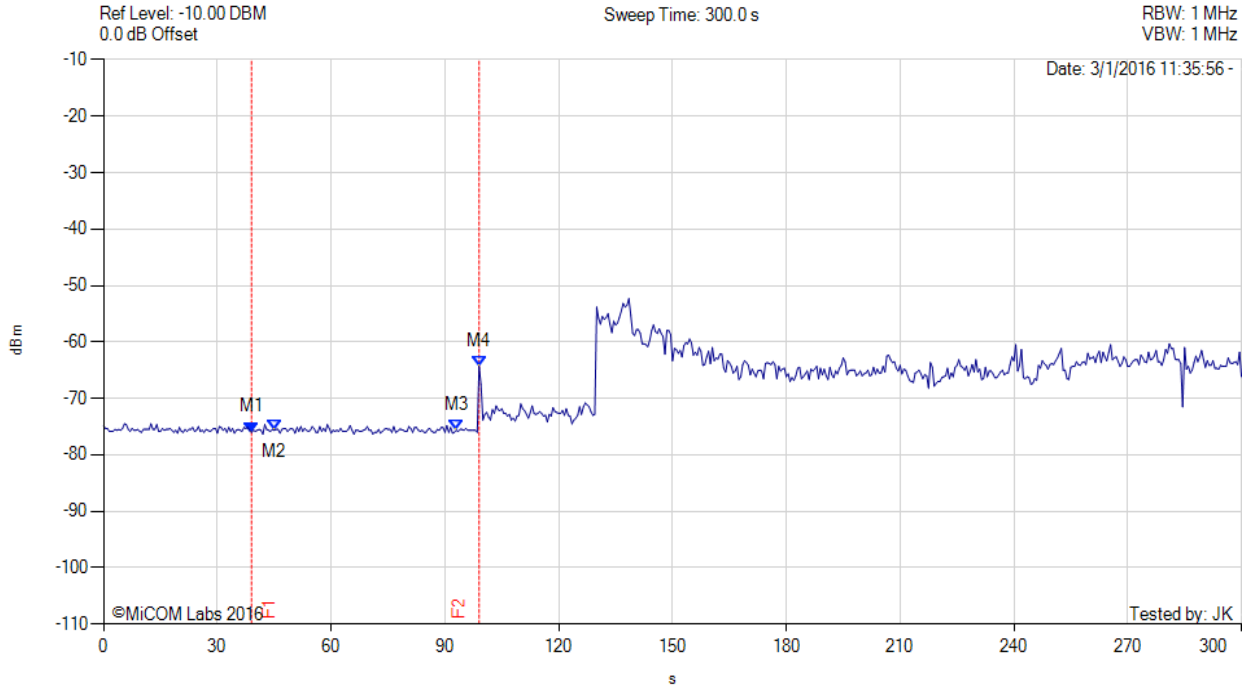

Analyzer Setup	Marker:Time:Amplitude	Test Results
Detector = POS Sweep Count = View RF Atten (dB) = 0 Trace Mode = 0	M1(5530.00 MHz) : 39.000 s : -76.000 dBm M2(5530.00 MHz) : 45.000 s : -75.660 dBm M3(5530.00 MHz) : 93.000 s : -75.660 dBm M4(5530.00 MHz) : 99.000 s : -64.330 dBm	Channel Frequency: 5530.00 MHz

This test report may be reproduced in full only. The document may only be updated by MiCOM Labs personnel. All changes will be noted in the Document History section of the report.

INITIAL CAC

Variant: 802.11n HT40, Channel: 5510.00 MHz, Data Rate: 18 Mbit/s, Duty Cycle : 30.00%, Antenna Gain: 3.00 dBi

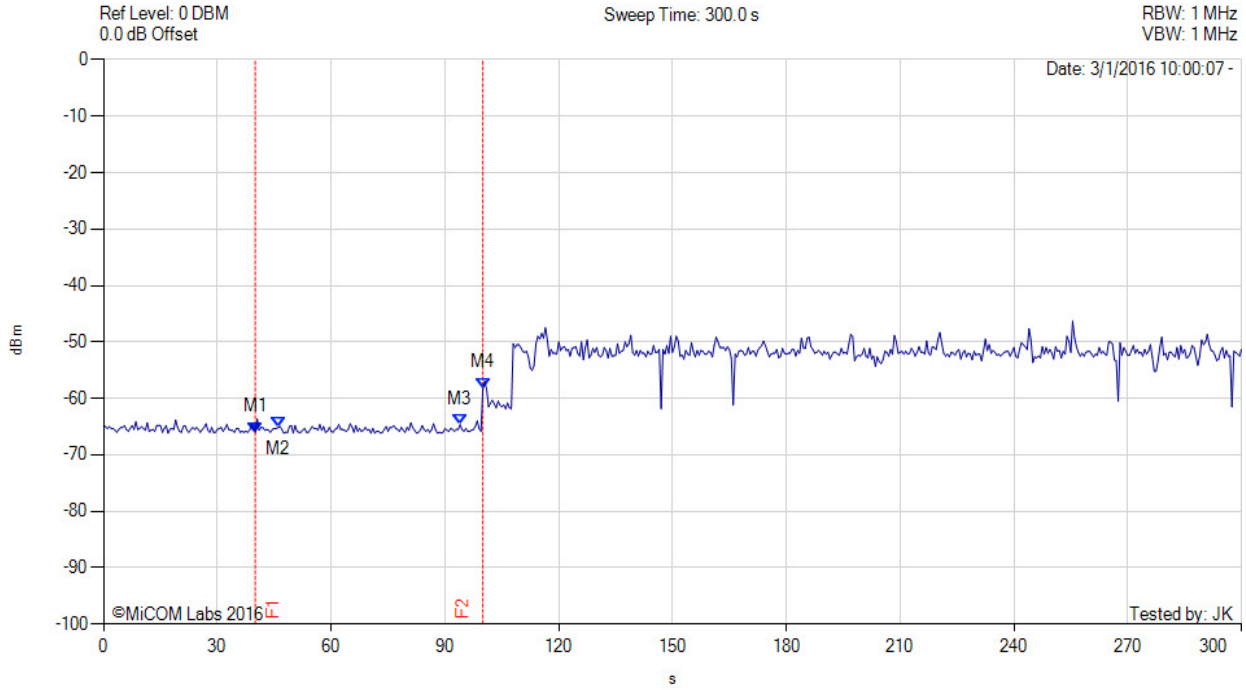

Analyzer Setup	Marker:Time:Amplitude	Test Results
Detector = POS Sweep Count = View RF Atten (dB) = 10 Trace Mode = 0	M1(5510.00 MHz) : 40.000 s : -66.000 dBm M2(5510.00 MHz) : 46.000 s : -65.160 dBm M3(5510.00 MHz) : 94.000 s : -64.660 dBm M4(5510.00 MHz) : 100.000 s : -58.160 dBm	Channel Frequency: 5510.00 MHz

3.1.1.2. Beginning CAC

The steps below define the procedure to verify successful radar detection on the selected Channel during a period equal to the Channel Availability Check Time and avoidance of operation on that Channel when a radar Burst with a level equal to the DFS Detection Threshold +1dB (Ref Section 9.2) occurs at the beginning of the Channel Availability Check Time.

A single Burst of short pulse of radar Type 1 will commence within a 6 second window starting at T0 (first red vertical marker line on the plot).

Visual indication on the EUT of successful detection of the radar Burst is recorded and reported. Observation of emissions at the appropriate center frequency will continue for 2.5 minutes after the radar burst has been generated.

T0 + 60 is indicated on the plot by the second vertical line.

This test report may be reproduced in full only. The document may only be updated by MiCOM Labs personnel. All changes will be noted in the Document History section of the report.

BEGINNING CAC

Variant: 802.11a, Channel: 5500.00 MHz, Data Rate: 9 Mbit/s, Duty Cycle : 30.00%, Antenna Gain: 3.00 dBi

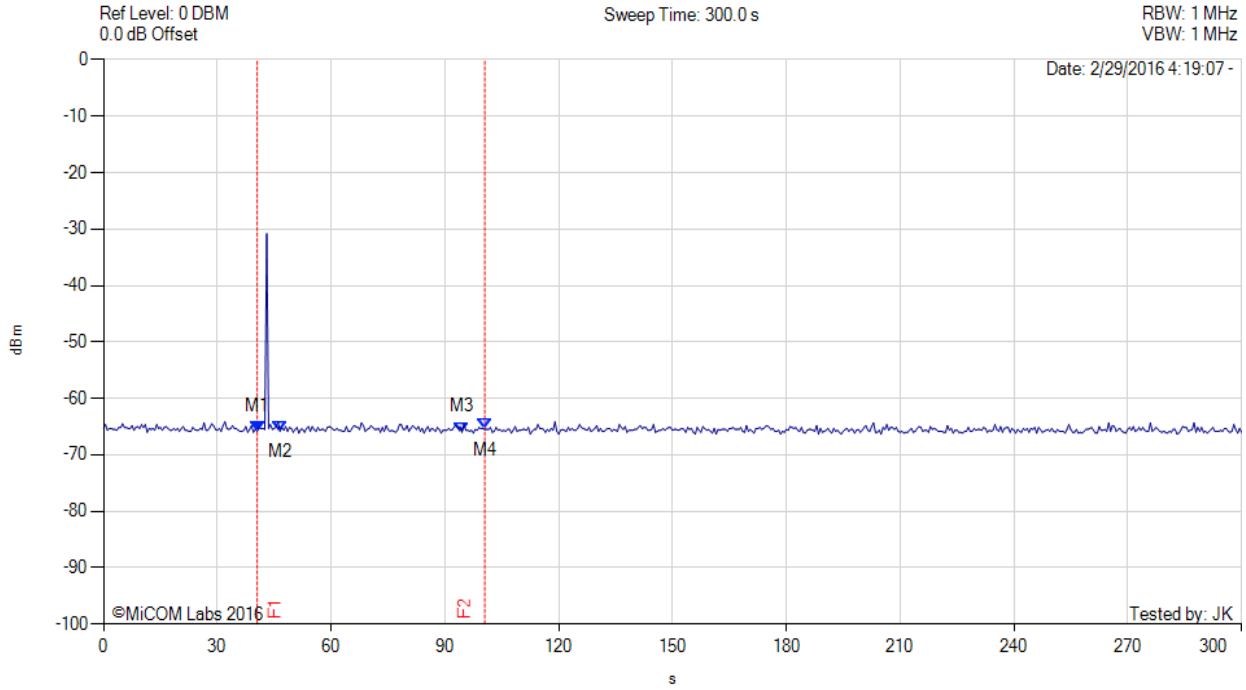

Analyzer Setup	Marker:Time:Amplitude	Test Results
Detector = POS Sweep Count = View RF Atten (dB) = 10 Trace Mode = 0	M1(5500.00 MHz) : 40.500 s : -65.830 dBm M2(5500.00 MHz) : 46.500 s : -65.830 dBm M3(5500.00 MHz) : 94.500 s : -66.000 dBm M4(5500.00 MHz) : 100.500 s : -65.500 dBm	Channel Frequency: 5500.00 MHz

This test report may be reproduced in full only. The document may only be updated by MiCOM Labs personnel. All changes will be noted in the Document History section of the report.

BEGINNING CAC

Variant: 802.11ac 80, Channel: 5530.00 MHz, Data Rate: 29 Mbit/s, Duty Cycle : 30.00%, Antenna Gain: 3.00 dBi

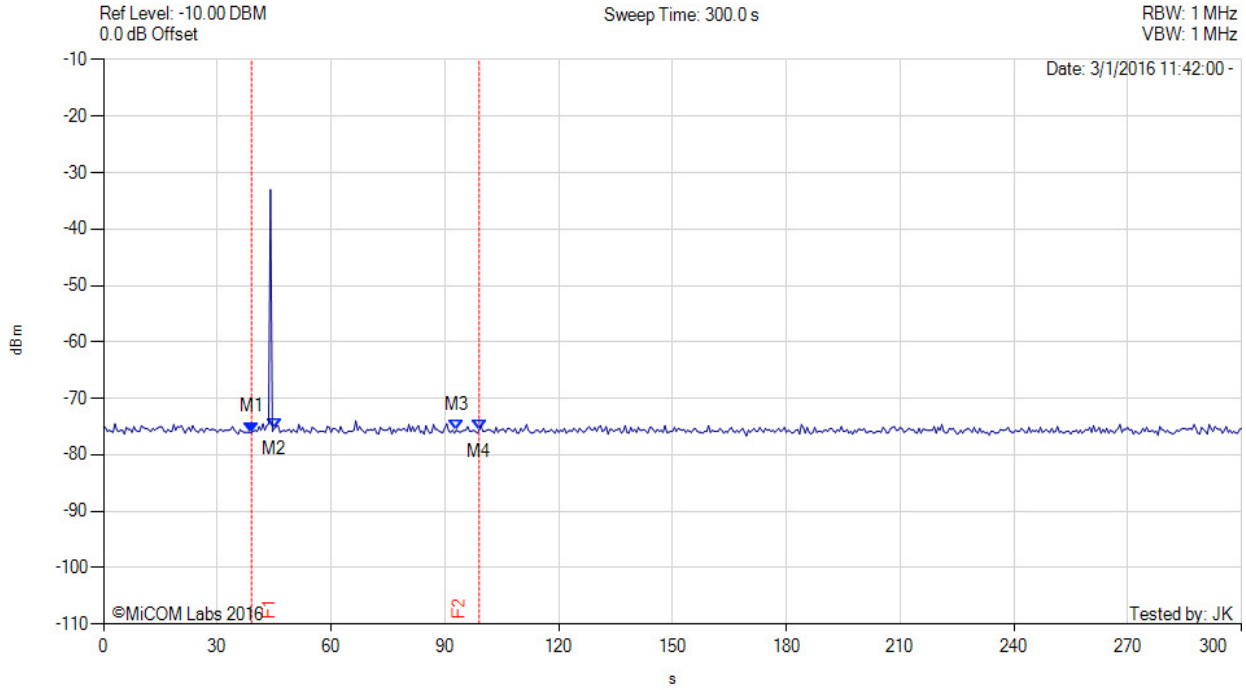

Analyzer Setup	Marker:Time:Amplitude	Test Results
Detector = POS Sweep Count = View RF Atten (dB) = 0 Trace Mode = 0	M1(5530.00 MHz) : 39.000 s : -76.000 dBm M2(5530.00 MHz) : 45.000 s : -75.330 dBm M3(5530.00 MHz) : 93.000 s : -75.660 dBm M4(5530.00 MHz) : 99.000 s : -75.660 dBm	Channel Frequency: 5530.00 MHz

BEGINNING CAC

Variant: 802.11n HT40, Channel: 5510.00 MHz, Data Rate: 18 Mbit/s, Duty Cycle : 30.00%, Antenna Gain: 3.00 dBi

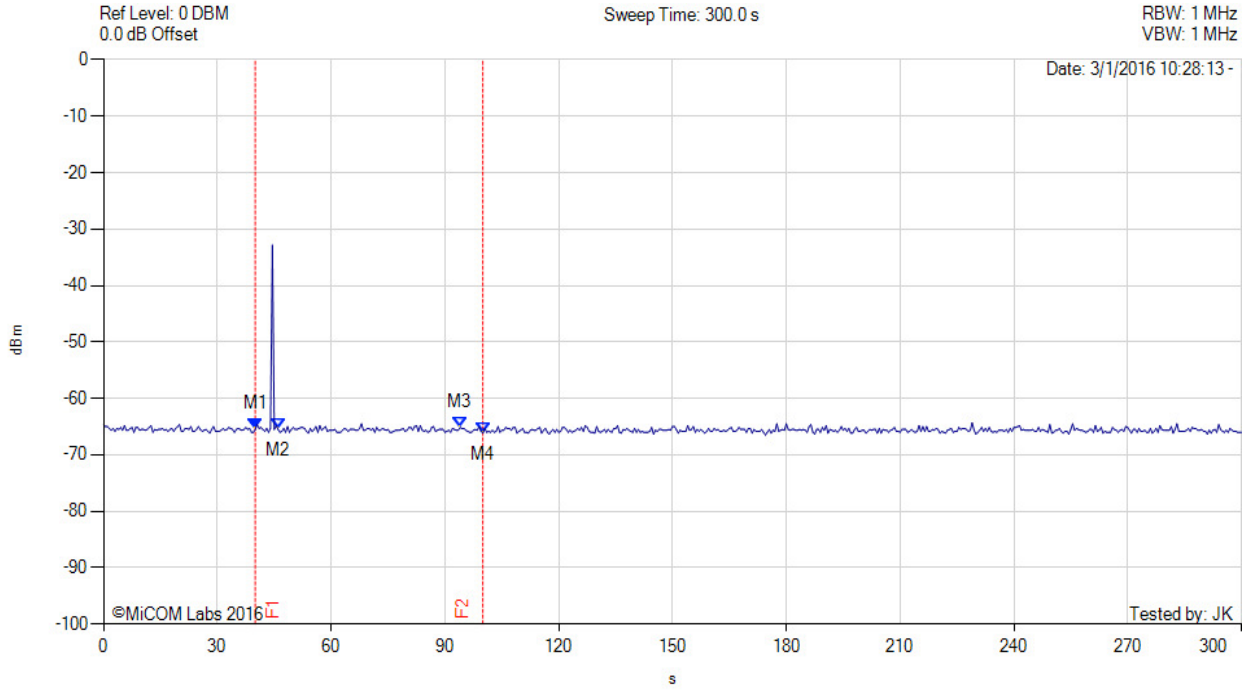

Analyzer Setup	Marker:Time:Amplitude	Test Results
Detector = POS Sweep Count = View RF Atten (dB) = 10 Trace Mode = 0	M1(5510.00 MHz) : 40.000 s : -65.500 dBm M2(5510.00 MHz) : 46.000 s : -65.500 dBm M3(5510.00 MHz) : 94.000 s : -65.160 dBm M4(5510.00 MHz) : 100.000 s : -66.160 dBm	Channel Frequency: 5510.00 MHz

3.1.1.3. End CAC

The steps below define the procedure to verify successful radar detection on the selected Channel during a period equal to the Channel Availability Check Time and avoidance of operation on that Channel when a radar Burst with a level equal to the DFS Detection Threshold occurs at the end of the Channel Availability Check Time.

A single Burst of short pulse of radar Type 1 will commence within a 6 second window starting at T0 + 54 seconds. The window will commence at marker 3 and end at the red time line T2 (T0 + 60 secs)

Visual indication on the EUT of successful detection of the radar Burst is recorded and reported. Observation of emissions at the appropriate center frequency will continue for 2.5 minutes after the radar burst has been generated.

This test report may be reproduced in full only. The document may only be updated by MiCOM Labs personnel. All changes will be noted in the Document History section of the report.

END CAC

Variant: 802.11a, Channel: 5500.00 MHz, Data Rate: 9 Mbit/s, Duty Cycle : 30.00%, Antenna Gain: 3.00 dBi

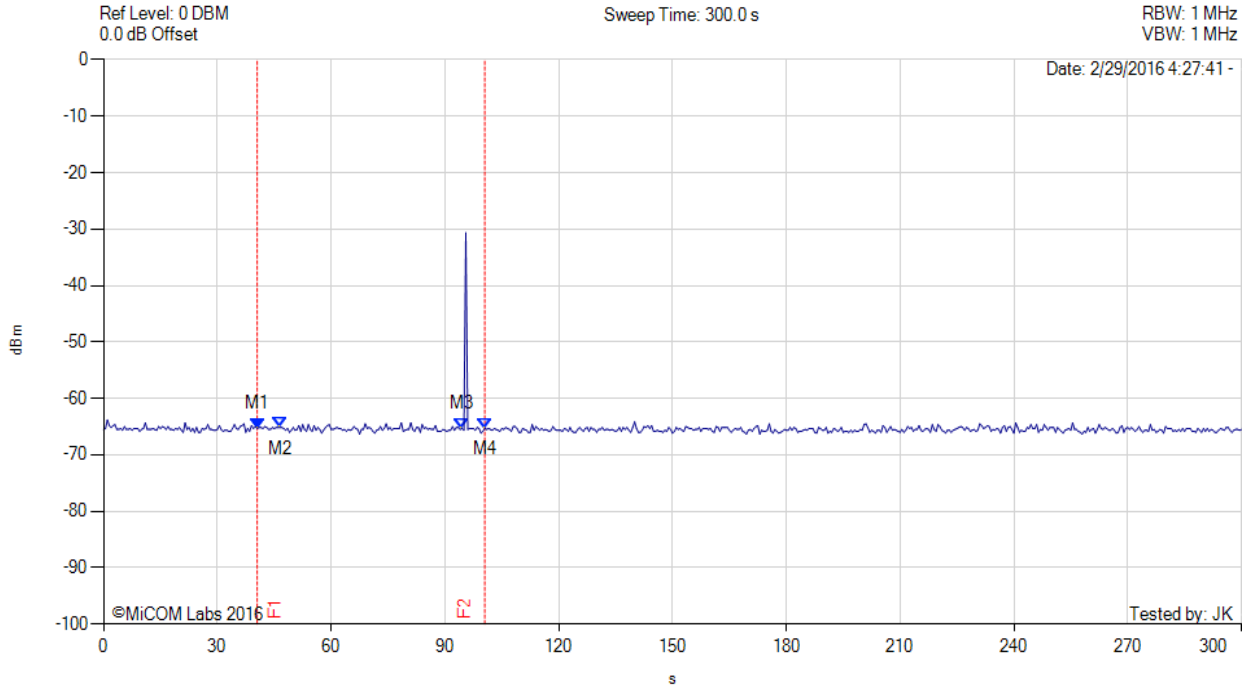

Analyzer Setup	Marker:Time:Amplitude	Test Results
Detector = POS Sweep Count = View RF Atten (dB) = 10 Trace Mode = 0	M1(5500.00 MHz) : 40.500 s : -65.330 dBm M2(5500.00 MHz) : 46.500 s : -65.160 dBm M3(5500.00 MHz) : 94.500 s : -65.330 dBm M4(5500.00 MHz) : 100.500 s : -65.330 dBm	Channel Frequency: 5500.00 MHz

This test report may be reproduced in full only. The document may only be updated by MiCOM Labs personnel. All changes will be noted in the Document History section of the report.

END CAC

Variant: 802.11ac 80, Channel: 5530.00 MHz, Data Rate: 29 Mbit/s, Duty Cycle : 30.00%, Antenna Gain: 3.00 dBi

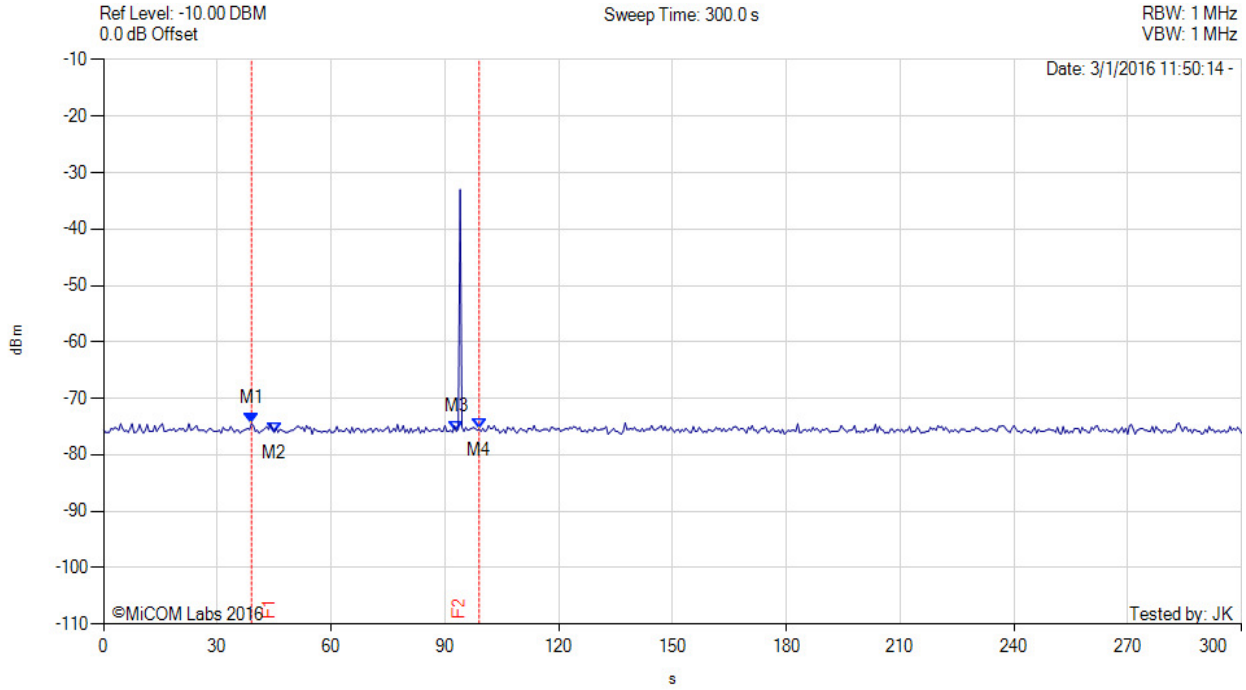

Analyzer Setup	Marker:Time:Amplitude	Test Results
Detector = POS Sweep Count = View RF Atten (dB) = 0 Trace Mode = 0	M1(5530.00 MHz) : 39.000 s : -74.500 dBm M2(5530.00 MHz) : 45.000 s : -76.000 dBm M3(5530.00 MHz) : 93.000 s : -75.830 dBm M4(5530.00 MHz) : 99.000 s : -75.500 dBm	Channel Frequency: 5530.00 MHz

END CAC

Variant: 802.11n HT40, Channel: 5510.00 MHz, Data Rate: 18 Mbit/s, Duty Cycle : 30.00%, Antenna Gain: 3.00 dBi

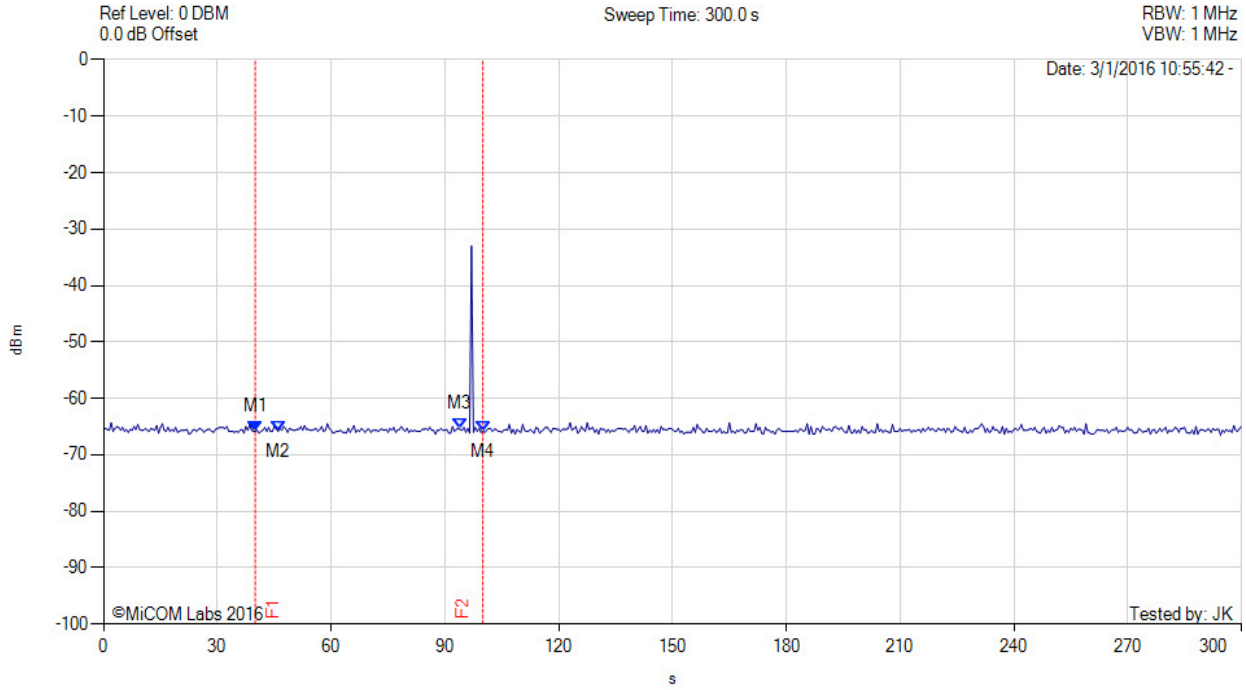

Analyzer Setup	Marker:Time:Amplitude	Test Results
Detector = POS Sweep Count = View RF Atten (dB) = 10 Trace Mode = 0	M1(5510.00 MHz) : 40.000 s : -65.830 dBm M2(5510.00 MHz) : 46.000 s : -65.830 dBm M3(5510.00 MHz) : 94.000 s : -65.500 dBm M4(5510.00 MHz) : 100.000 s : -65.830 dBm	Channel Frequency: 5510.00 MHz

3.1.2. Channel Close / Transmission Time

The steps below define the procedure to determine the above mentioned parameters when a radar Burst with a level equal to the DFS Detection Threshold is generated on the Operating Channel of the U-NII device.
The EUT will is associated with a support U-NII device in order to setup an appropriate transmission media in accordance with the FCC requirements.

Channel Closing Transmission Time and Channel Mode Time - Measurement
The test system was set-up to capture all transmission data for access point events above a threshold level of -50 dBm. The test equipment time stamps all captured events.
A Type 0 waveform was introduced to the EUT, from which a 12 second transmission record was digitally captured. The start of the Type 0 radar waveform is indicated in the test result plot as “Start Waveform”, the end of the waveform is indicated as “End waveform”.
Channel Closing Transmission Time, and the Channel Move Time start immediately after the last radar pulse is transmitted.

The aggregate of all pulses seen after the end of the radar injection are measured as the “Channel Closing Transmission time”.

The last EUT activity after the end of the radar pulse is identified and used to determine the “Channel Move Time”

This test report may be reproduced in full only. The document may only be updated by MiCOM Labs personnel. All changes will be noted in the Document History section of the report.

802.11a Frequency 5500 MHz Channel 100

The PXI system measures and aggregates the pulses occurring after the end of the radar pulse to determine;-

1) Channel Closing Transmission Time (limit is 250 milliseconds)

2) Channel Move Time (limit is 10 seconds)

1) Channel Closing Transmission Time = <u>0.1810 mSecs (limit 250 mSec)</u>

2) Channel Move Time = <u>0.16027 Secs (limit is 10 seconds)</u>

Channel Move Time, Channel Closing Transmission Time for Type 1 Radar Captured by the Test System - 0-12 Seconds

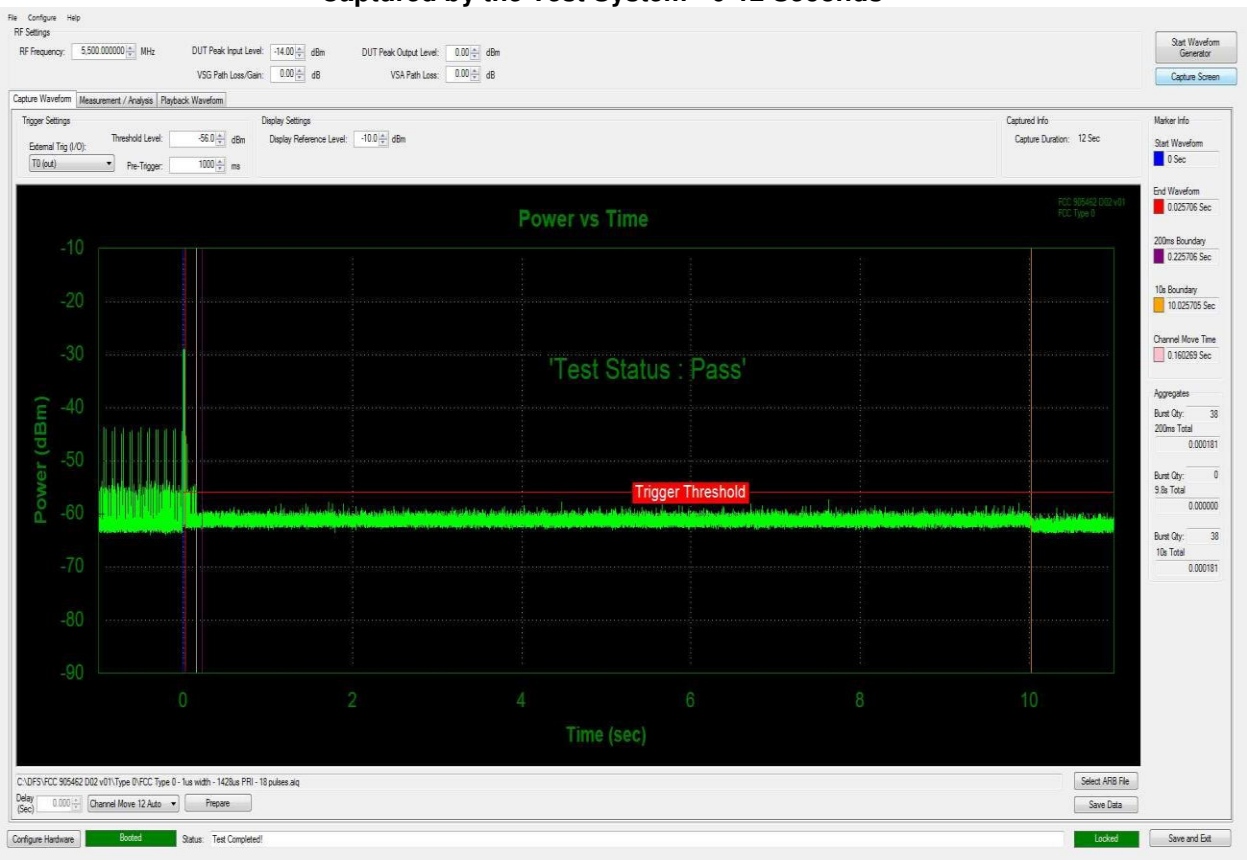

802.11 ac-80 Frequency 5530 MHz Channel 106

The PXI system measures and aggregates the pulses occurring after the end of the radar pulse to determine;-

1) Channel Closing Transmission Time (limit is 250 milliseconds)

2) Channel Move Time (limit is 10 seconds)

1) Channel Closing Transmission Time = <u>8.995 mSecs (limit 250 mSec)</u>

2) Channel Move Time = <u>0.157466 Secs (limit is 10 seconds)</u>

Channel Move Time, Channel Closing Transmission Time for Type 1 Radar Captured by the Test System - 0-12 Seconds

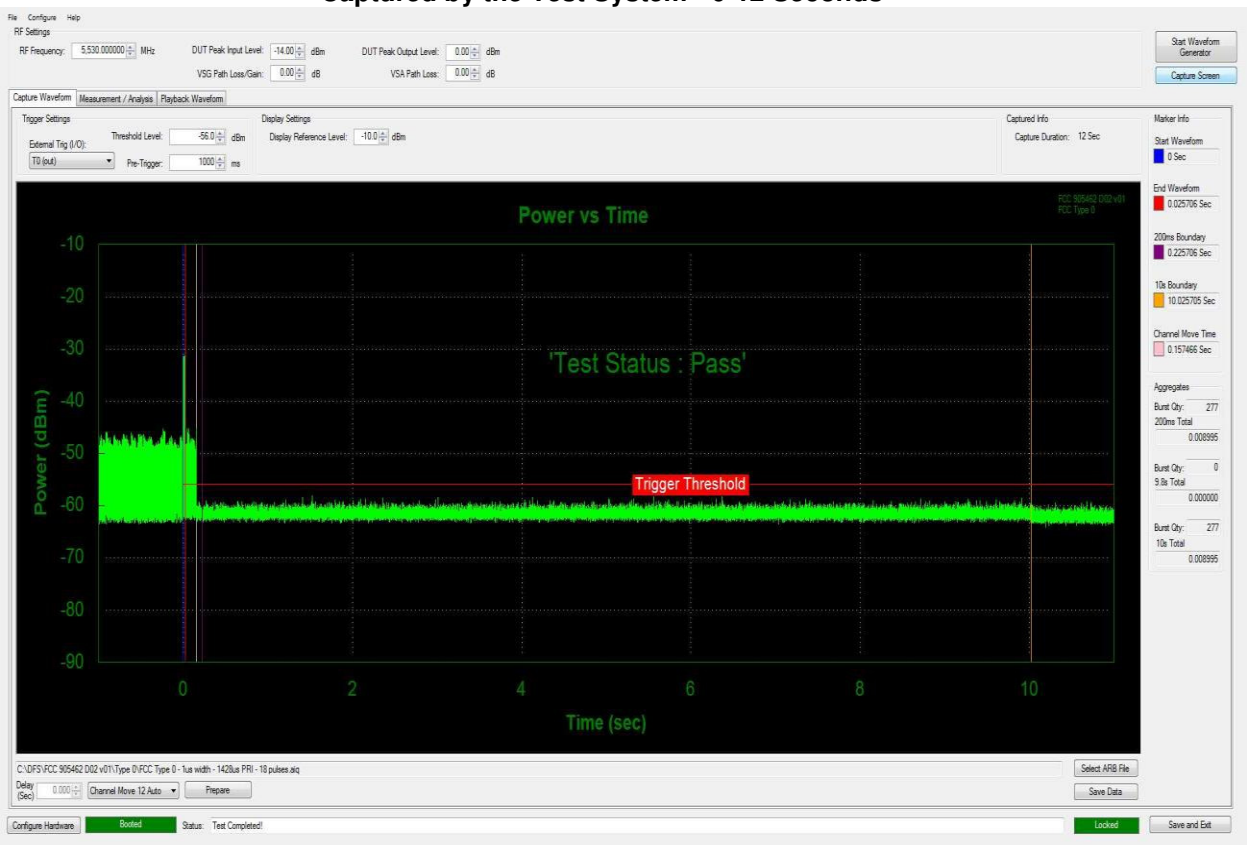

802.11n HT40 Frequency 5510 MHz Channel 102

The PXI system measures and aggregates the pulses occurring after the end of the radar pulse to determine;-

1) Channel Closing Transmission Time (limit is 250 milliseconds)

2) Channel Move Time (limit is 10 seconds)

1) Channel Closing Transmission Time = <u>0.788 mSecs (limit 250 mSec)</u>

2) Channel Move Time = <u>0.153995 Secs (limit is 10 seconds)</u>

Channel Move Time, Channel Closing Transmission Time for Type 1 Radar Captured by the Test System - 0-12 Seconds

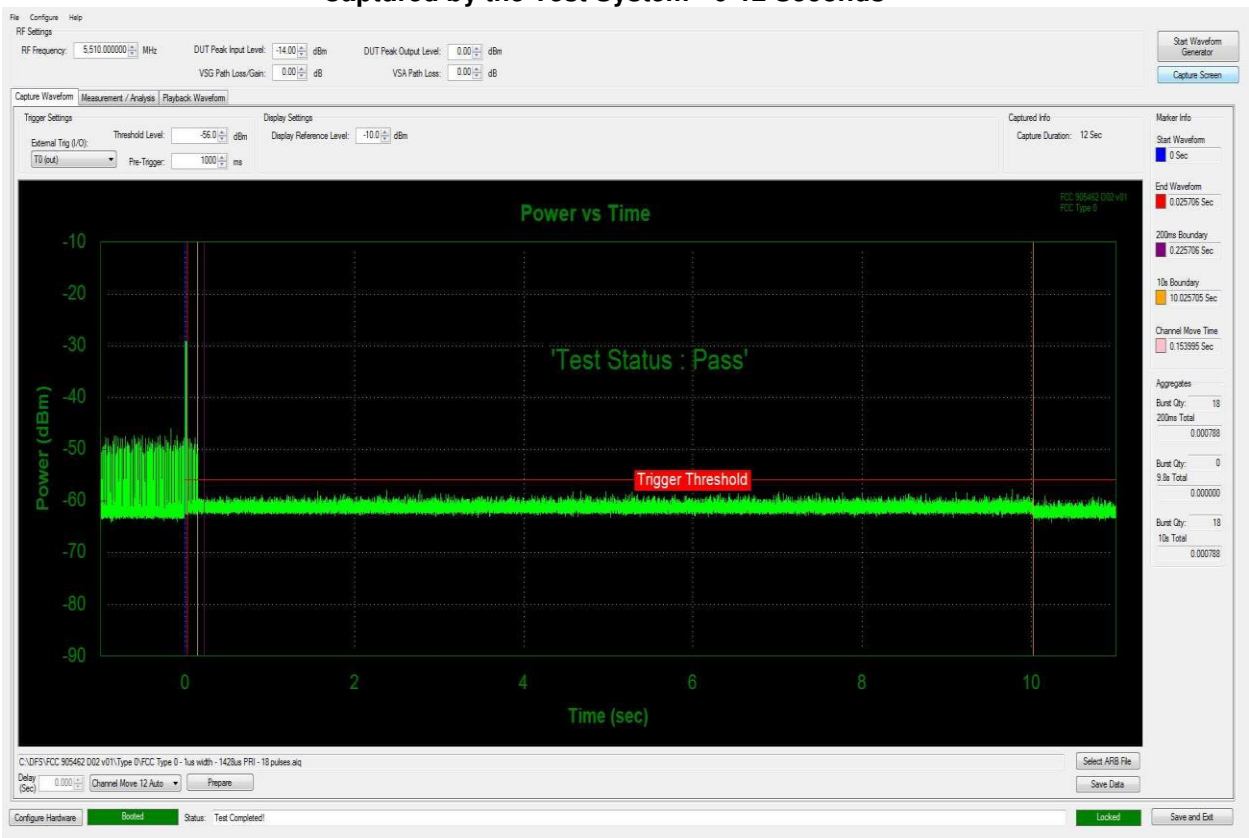

3.1.3. Non-Occupancy Period

The EUT is monitored for more than 30 minutes following the channel close/move time to verify no transmissions resume on this Channel. There should be no transmissions on the frequency of interest during the non-occupancy period.

NON-OCCUPANCY PERIOD

Variant: 802.11a, Channel: 5500.00 MHz, Data Rate: 9 Mbit/s, Duty Cycle : 30.00%, Antenna Gain: 3.00 dBi

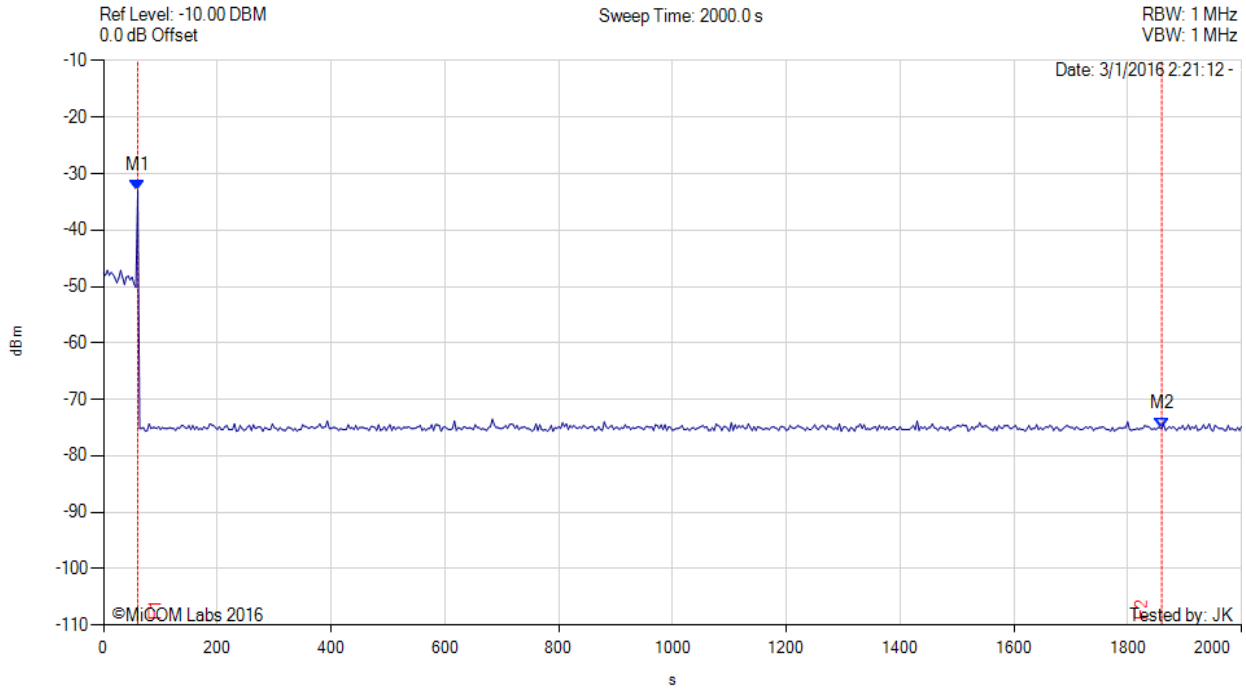

Analyzer Setup	Marker:Time:Amplitude	Test Results
Detector = POS Sweep Count = View RF Atten (dB) = 0 Trace Mode = 0	M1(5500.00 MHz) : 60.000 s : -33.000 dBm M2(5500.00 MHz) : 1860.000 s : -75.160 dBm	Channel Frequency: 5500.00 MHz

NON-OCCUPANCY PERIOD

Variant: 802.11ac 80, Channel: 5530.00 MHz, Data Rate: 29 Mbit/s, Duty Cycle : 30.00%, Antenna Gain: 3.00 dBi

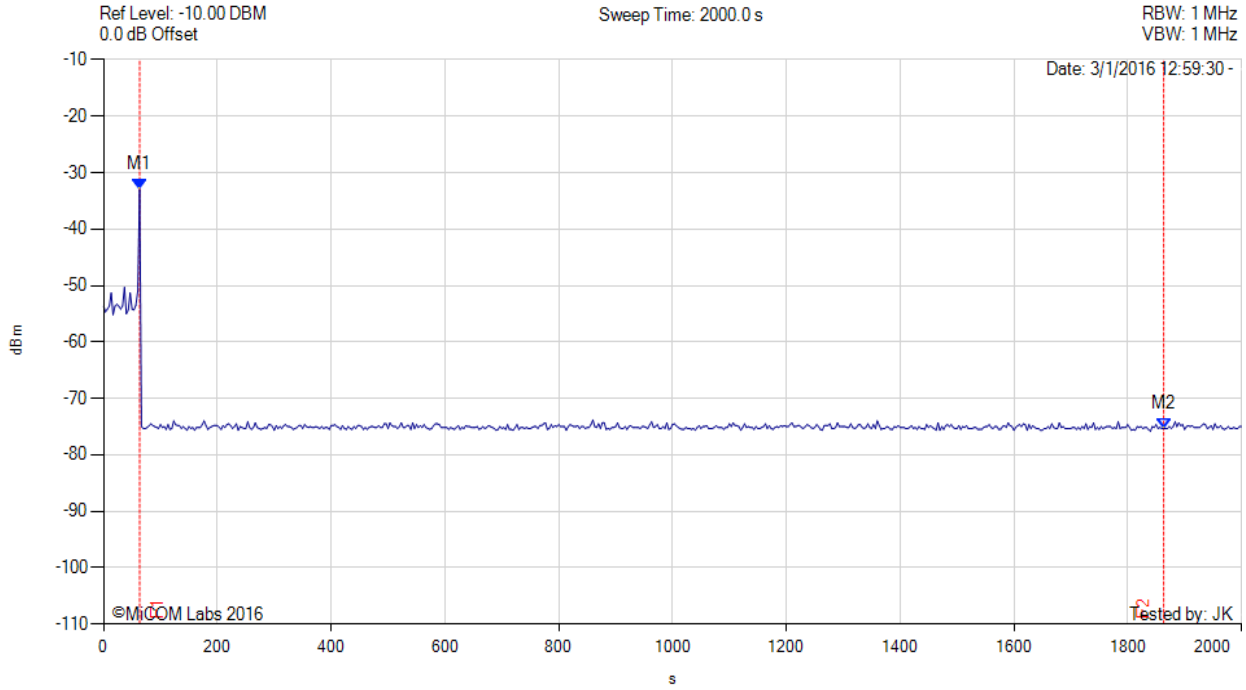

Analyzer Setup	Marker:Time:Amplitude	Test Results
Detector = POS Sweep Count = View RF Atten (dB) = 0 Trace Mode = 0	M1(5530.00 MHz) : 63.330 s : -33.000 dBm M2(5530.00 MHz) : 1863.330 s : -75.330 dBm	Channel Frequency: 5530.00 MHz

NON-OCCUPANCY PERIOD

Variant: 802.11n HT40, Channel: 5510.00 MHz, Data Rate: 18 Mbit/s, Duty Cycle : 30.00%, Antenna Gain: 3.00 dBi

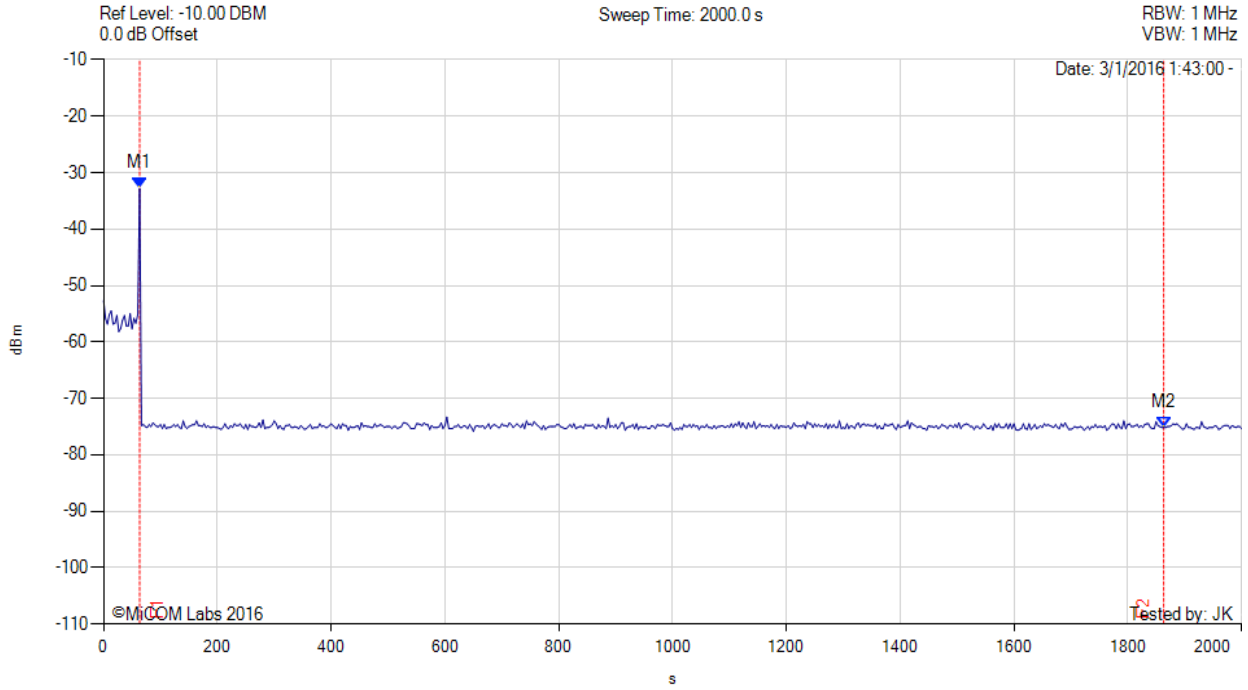

Analyzer Setup	Marker:Time:Amplitude	Test Results
Detector = POS Sweep Count = View RF Atten (dB) = 0 Trace Mode = 0	M1(5510.00 MHz) : 63.330 s : -32.830 dBm M2(5510.00 MHz) : 1863.330 s : -75.160 dBm	Channel Frequency: 5510.00 MHz

3.1.4. Probability of Detection

The steps below define the procedure to determine the minimum percentage of detection when a radar burst with a level equal to the DFS Detection Threshold is generated on the Operating Channel of the U-NII device.

The Radar Waveform generator sends the individual waveform for each of the radar Types 1-6. Statistical data will be gathered to determine the ability of the device to detect the radar test waveforms. The device can utilize a test mode to demonstrate when detection occurs to prevent the need to reset the device between trial runs. The percentage of successful detection is calculated by:

Total # of detections ÷ Total # of Trials × 100 = Probability of Detection

The Minimum number of trails, minimum percentage of successful detection and the average minimum percentage of successful detection are found in the Radar Test Waveforms section.

The aggregate is the average of the percentage of successful detections of Short Pulse Radar Types 1-4. For example, the following table indicates how to compute the aggregate of percentage of successful detections;

Example - Calculation of Aggregate Percentage

Radar Type	Number of Trials	Number of Successful Detections	Minimum Percentage of Successful Detections
1	35	29	82.9%
2	30	18	60.0%
3	30	27	90.0%
4	30	44	88.0%
Aggregate (82.9% + 60.0% + 90.0% +88.0%) / 4 = 80.2%			

802.11a - 5500 MHz

Statistical Performance Check					
Radar Type	**Number of Trials**	**Number of Successful Detections**	**Percentage of Successful Detections**	**Result**	**Data Link**
Radar Type 0	30	30	100.00%	Complies	View Data
Radar Type 1	30	30	100.00%	Complies	View Data
Radar Type 2	30	30	100.00%	Complies	View Data
Radar Type 3	30	30	100.00%	Complies	View Data
Radar Type 4	30	28	93.33%	Complies	View Data
Aggregate (100.00% + 100.00% + 100.00% + 93.33%) / 4 = 98.33%				Complies	--
Radar Type 5	30	26	86.67%	Complies	View Data
Radar Type 6	30	28	93.33%	Complies	View Data

802.11ac 80 - 5530 MHz

Statistical Performance Check					
Radar Type	**Number of Trials**	**Number of Successful Detections**	**Percentage of Successful Detections**	**Result**	**Data Link**
Radar Type 0	30	30	100.00%	Complies	View Data
Radar Type 1	30	30	100.00%	Complies	View Data
Radar Type 2	30	30	100.00%	Complies	View Data
Radar Type 3	30	30	100.00%	Complies	View Data
Radar Type 4	30	30	100.00%	Complies	View Data
Aggregate (100.00% + 100.00% + 100.00% + 100.00%) / 4 = 100.00%				Complies	--
Radar Type 5	30	26	86.67%	Complies	View Data
Radar Type 6	30	30	100.00%	Complies	View Data

This test report may be reproduced in full only. The document may only be updated by MiCOM Labs personnel. All changes will be noted in the Document History section of the report.

802.11n HT40 - 5510 MHz

Statistical Performance Check					
Radar Type	**Number of Trials**	**Number of Successful Detections**	**Percentage of Successful Detections**	**Result**	**Data Link**
Radar Type 0	30	30	100.00%	Complies	View Data
Radar Type 1	30	30	100.00%	Complies	View Data
Radar Type 2	30	30	100.00%	Complies	View Data
Radar Type 3	30	30	100.00%	Complies	View Data
Radar Type 4	30	30	100.00%	Complies	View Data
Aggregate (100.00% + 100.00% + 100.00% + 100.00%) / 4 = 100.00%				--	--
Radar Type 5	30	28	93.33%	Complies	View Data
Radar Type 6	30	30	100.00%	Complies	View Data

This test report may be reproduced in full only. The document may only be updated by MiCOM Labs personnel. All changes will be noted in the Document History section of the report.

Equipment Configuration for Radar Type 0

Variant:	802.11a	**Duty Cycle (%):**	30.00
Data Rate:	9 Mbit/s	**Antenna Gain (dBi):**	3.00
Modulation:	OFDM	**Beam Forming Gain (Y):**	Not Applicable
Channel Frequency:	5500.00 MHz	**Tested By:**	JK
Engineering Test Notes:			

Test Measurement Results

Pulse Width (us)	PRF (Hz)	PRI	# Pulses	Injections	Detections	Detection Rate	Result
1	700	1428	18	30	30	100.00%	See Agg.
			Aggregate:	**30**	**30**	**100.00%**	**Pass**

This test report may be reproduced in full only. The document may only be updated by MiCOM Labs personnel. All changes will be noted in the Document History section of the report.

Equipment Configuration for Radar Type 1

Variant:	802.11a	**Duty Cycle (%):**	30.00
Data Rate:	9 Mbit/s	**Antenna Gain (dBi):**	3.00
Modulation:	OFDM	**Beam Forming Gain (Y):**	Not Applicable
Channel Frequency:	5500.00 MHz	**Tested By:**	JK
Engineering Test Notes:			

Test Measurement Results

Pulse Width (us)	PRF (Hz)	PRI	# Pulses	Injections	Detections	Detection Rate	Result
1	1166	858	62	1	1	100.00%	DETECTED
1	1393	718	74	1	1	100.00%	DETECTED
1	1355	738	72	1	1	100.00%	DETECTED
1	1089	918	58	1	1	100.00%	DETECTED
1	1066	938	57	1	1	100.00%	DETECTED
1	1433	698	76	1	1	100.00%	DETECTED
1	1319	758	70	1	1	100.00%	DETECTED
1	1285	778	68	1	1	100.00%	DETECTED
1	1139	878	61	1	1	100.00%	DETECTED
1	1792	558	95	1	1	100.00%	DETECTED
1	1931	518	102	1	1	100.00%	DETECTED
1	1859	538	99	1	1	100.00%	DETECTED
1	1114	898	59	1	1	100.00%	DETECTED
1	1193	838	63	1	1	100.00%	DETECTED
1	1730	578	92	1	1	100.00%	DETECTED
1	443	2256	24	1	1	100.00%	DETECTED
1	996	1004	53	1	1	100.00%	DETECTED
1	696	1436	37	1	1	100.00%	DETECTED
1	927	1079	49	1	1	100.00%	DETECTED
1	1536	651	82	1	1	100.00%	DETECTED
1	369	2708	20	1	1	100.00%	DETECTED
1	331	3019	18	1	1	100.00%	DETECTED
1	425	2354	23	1	1	100.00%	DETECTED
1	426	2350	23	1	1	100.00%	DETECTED
1	1412	708	75	1	1	100.00%	DETECTED
1	330	3026	18	1	1	100.00%	DETECTED
1	511	1957	27	1	1	100.00%	DETECTED
1	1795	557	95	1	1	100.00%	DETECTED
1	842	1188	45	1	1	100.00%	DETECTED
1	473	2115	25	1	1	100.00%	DETECTED
			Aggregate:	**30**	**30**	**100.00%**	**Pass**

This test report may be reproduced in full only. The document may only be updated by MiCOM Labs personnel. All changes will be noted in the Document History section of the report.

Equipment Configuration for Radar Type 2

Variant:	802.11a	**Duty Cycle (%):**	30.00
Data Rate:	9 Mbit/s	**Antenna Gain (dBi):**	3.00
Modulation:	OFDM	**Beam Forming Gain (Y):**	Not Applicable
Channel Frequency:	5500.00 MHz	**Tested By:**	JK
Engineering Test Notes:			

Test Measurement Results

Pulse Width (us)	PRF (Hz)	PRI	# Pulses	Injections	Detections	Detection Rate	Result
1	4464	224	23	1	1	100.00%	DETECTED
1.1	5587	179	25	1	1	100.00%	DETECTED
1.2	5000	200	28	1	1	100.00%	DETECTED
1.2	5435	184	23	1	1	100.00%	DETECTED
1.3	4651	215	24	1	1	100.00%	DETECTED
1.4	4651	215	24	1	1	100.00%	DETECTED
1.4	5714	175	26	1	1	100.00%	DETECTED
1.6	6061	165	28	1	1	100.00%	DETECTED
1.8	5376	186	29	1	1	100.00%	DETECTED
1.9	5181	193	29	1	1	100.00%	DETECTED
1.9	6579	152	28	1	1	100.00%	DETECTED
1.9	5181	193	29	1	1	100.00%	DETECTED
2.4	5051	198	29	1	1	100.00%	DETECTED
2.6	5917	169	24	1	1	100.00%	DETECTED
2.6	4878	205	28	1	1	100.00%	DETECTED
2.7	4348	230	25	1	1	100.00%	DETECTED
2.7	5181	193	23	1	1	100.00%	DETECTED
3.2	5208	192	23	1	1	100.00%	DETECTED
3.4	5495	182	26	1	1	100.00%	DETECTED
3.6	6369	157	23	1	1	100.00%	DETECTED
3.8	5000	200	29	1	1	100.00%	DETECTED
3.8	4854	206	25	1	1	100.00%	DETECTED
3.8	5348	187	27	1	1	100.00%	DETECTED
4.1	5102	196	23	1	1	100.00%	DETECTED
4.3	5917	169	24	1	1	100.00%	DETECTED
4.6	5405	185	28	1	1	100.00%	DETECTED
4.7	6667	150	25	1	1	100.00%	DETECTED
4.8	5618	178	29	1	1	100.00%	DETECTED
4.8	5682	176	26	1	1	100.00%	DETECTED
4.9	5025	199	25	1	1	100.00%	DETECTED
			Aggregate:	**30**	**30**	**100.00%**	**Pass**

This test report may be reproduced in full only. The document may only be updated by MiCOM Labs personnel. All changes will be noted in the Document History section of the report.

Equipment Configuration for Radar Type 3

Variant:	802.11a	**Duty Cycle (%):**	30.00
Data Rate:	9 Mbit/s	**Antenna Gain (dBi):**	3.00
Modulation:	OFDM	**Beam Forming Gain (Y):**	Not Applicable
Channel Frequency:	5500.00 MHz	**Tested By:**	JK
Engineering Test Notes:			

Test Measurement Results

Pulse Width (us)	PRF (Hz)	PRI	# Pulses	Injections	Detections	Detection Rate	Result
6.3	4219	237	16	1	1	100.00%	DETECTED
6.4	2469	405	18	1	1	100.00%	DETECTED
6.4	4902	204	17	1	1	100.00%	DETECTED
6.5	4016	249	17	1	1	100.00%	DETECTED
6.7	2941	340	17	1	1	100.00%	DETECTED
6.7	2320	431	16	1	1	100.00%	DETECTED
6.9	2857	350	18	1	1	100.00%	DETECTED
7	3891	257	16	1	1	100.00%	DETECTED
7	4525	221	18	1	1	100.00%	DETECTED
7.1	2874	348	18	1	1	100.00%	DETECTED
7.2	2427	412	18	1	1	100.00%	DETECTED
7.3	2053	487	18	1	1	100.00%	DETECTED
7.3	2198	455	16	1	1	100.00%	DETECTED
7.4	2571	389	17	1	1	100.00%	DETECTED
7.8	2976	336	18	1	1	100.00%	DETECTED
8.1	4926	203	16	1	1	100.00%	DETECTED
8.6	4630	216	16	1	1	100.00%	DETECTED
8.6	2381	420	17	1	1	100.00%	DETECTED
8.7	2907	344	16	1	1	100.00%	DETECTED
8.8	2101	476	17	1	1	100.00%	DETECTED
9	4065	246	16	1	1	100.00%	DETECTED
9	2793	358	16	1	1	100.00%	DETECTED
9.1	3356	298	17	1	1	100.00%	DETECTED
9.2	2075	482	18	1	1	100.00%	DETECTED
9.2	4149	241	17	1	1	100.00%	DETECTED
9.3	2639	379	16	1	1	100.00%	DETECTED
9.4	4808	208	18	1	1	100.00%	DETECTED
9.7	3484	287	18	1	1	100.00%	DETECTED
9.8	2273	440	16	1	1	100.00%	DETECTED
9.9	2597	385	16	1	1	100.00%	DETECTED
			Aggregate:	**30**	**30**	**100.00%**	**Pass**

This test report may be reproduced in full only. The document may only be updated by MiCOM Labs personnel. All changes will be noted in the Document History section of the report.

Equipment Configuration for Radar Type 4

Variant:	802.11a	**Duty Cycle (%):**	30.00
Data Rate:	9 Mbit/s	**Antenna Gain (dBi):**	3.00
Modulation:	OFDM	**Beam Forming Gain (Y):**	Not Applicable
Channel Frequency:	5500.00 MHz	**Tested By:**	JK
Engineering Test Notes:			

Test Measurement Results

Pulse Width (us)	PRF (Hz)	PRI	# Pulses	Injections	Detections	Detection Rate	Result
11	2033	492	12	1	1	100.00%	DETECTED
11	3571	280	13	1	1	100.00%	DETECTED
11.4	3205	312	12	1	1	100.00%	DETECTED
12.2	3279	305	14	1	1	100.00%	DETECTED
12.7	2278	439	15	1	1	100.00%	DETECTED
13	3922	255	12	1	1	100.00%	DETECTED
13.3	2618	382	16	1	1	100.00%	DETECTED
13.3	2045	489	16	1	1	100.00%	DETECTED
13.7	4237	236	15	1	1	100.00%	DETECTED
14.2	2237	447	14	1	1	100.00%	DETECTED
14.4	2439	410	12	1	1	100.00%	DETECTED
14.6	2066	484	16	1	1	100.00%	DETECTED
15.1	2183	458	16	1	1	100.00%	DETECTED
16.3	2288	437	14	1	1	100.00%	DETECTED
16.7	4464	224	12	1	0	0.00%	NOT DETECTED
17.1	2688	372	15	1	1	100.00%	DETECTED
17.1	2257	443	15	1	1	100.00%	DETECTED
17.1	4975	201	14	1	1	100.00%	DETECTED
17.3	3086	324	16	1	1	100.00%	DETECTED
17.7	4098	244	12	1	0	0.00%	NOT DETECTED
18	3077	325	13	1	1	100.00%	DETECTED
18.3	2257	443	15	1	1	100.00%	DETECTED
18.3	3322	301	16	1	1	100.00%	DETECTED
18.3	4425	226	12	1	1	100.00%	DETECTED
18.3	2525	396	14	1	1	100.00%	DETECTED
18.9	3521	284	14	1	1	100.00%	DETECTED
19.2	4762	210	14	1	1	100.00%	DETECTED
19.3	3268	306	14	1	1	100.00%	DETECTED
19.5	3165	316	15	1	1	100.00%	DETECTED
19.7	2020	495	14	1	1	100.00%	DETECTED
			Aggregate:	**30**	**28**	**93.33%**	**Pass**

This test report may be reproduced in full only. The document may only be updated by MiCOM Labs personnel. All changes will be noted in the Document History section of the report.

Equipment Configuration for Radar Type 5

Variant:	802.11a	**Duty Cycle (%):**	30.00
Data Rate:	9 Mbit/s	**Antenna Gain (dBi):**	3.00
Modulation:	OFDM	**Beam Forming Gain (Y):**	Not Applicable
Channel Frequency:	5500.00 MHz	**Tested By:**	JK
Engineering Test Notes:			

Test Measurement Results

Burst Segment	Injections	Detections	Detection Rate	Result
Type 5 #0 5501.63	1	1	100.00%	DETECTED
Type 5 #1 5493.46	1	1	100.00%	DETECTED
Type 5 #2 5493.14	1	1	100.00%	DETECTED
Type 5 #3 5503.17	1	1	100.00%	DETECTED
Type 5 #4 5493.82	1	1	100.00%	DETECTED
Type 5 #5 5495.27	1	0	0.00%	NOT DETECTED
Type 5 #6 5492.96	1	1	100.00%	DETECTED
Type 5 #7 5506.91	1	1	100.00%	DETECTED
Type 5 #8 5501.02	1	1	100.00%	DETECTED
Type 5 #9 5506.23	1	1	100.00%	DETECTED
Type 5 #10 5493.77	1	1	100.00%	DETECTED
Type 5 #11 5496.39	1	1	100.00%	DETECTED
Type 5 #12 5501.52	1	1	100.00%	DETECTED
Type 5 #13 5499.64	1	1	100.00%	DETECTED
Type 5 #14 5492.82	1	1	100.00%	DETECTED
Type 5 #15 5496.42	1	1	100.00%	DETECTED
Type 5 #16 5505.77	1	1	100.00%	DETECTED
Type 5 #17 5501.32	1	1	100.00%	DETECTED
Type 5 #18 5505.30	1	0	0.00%	NOT DETECTED
Type 5 #19 5496.08	1	0	0.00%	NOT DETECTED
Type 5 #20 5497.77	1	1	100.00%	DETECTED
Type 5 #21 5494.48	1	0	0.00%	NOT DETECTED
Type 5 #22 5490.59	1	1	100.00%	DETECTED
Type 5 #23 5499.60	1	1	100.00%	DETECTED
Type 5 #24 5496.16	1	1	100.00%	DETECTED
Type 5 #25 5505.03	1	1	100.00%	DETECTED
Type 5 #26 5495.35	1	1	100.00%	DETECTED
Type 5 #27 5508.02	1	1	100.00%	DETECTED
Type 5 #28 5494.46	1	1	100.00%	DETECTED
Type 5 #29 5493.66	1	1	100.00%	DETECTED
Aggregate:	**30**	**26**	**86.67%**	**Pass**

This test report may be reproduced in full only. The document may only be updated by MiCOM Labs personnel. All changes will be noted in the Document History section of the report.

Equipment Configuration for Radar Type 6

Variant:	802.11a	**Duty Cycle (%):**	30.00
Data Rate:	9 Mbit/s	**Antenna Gain (dBi):**	3.00
Modulation:	OFDM	**Beam Forming Gain (Y):**	Not Applicable
Channel Frequency:	5500.00 MHz	**Tested By:**	JK
Engineering Test Notes:			

Test Measurement Results

Burst Segment	Detections	Injection #	Detection Rate	Pass/Fail
Type 6 #1	1	1	100.00%	DETECTED
Type 6 #2	1	1	100.00%	DETECTED
Type 6 #3	1	1	100.00%	DETECTED
Type 6 #4	1	1	100.00%	DETECTED
Type 6 #5	1	1	100.00%	DETECTED
Type 6 #6	1	1	100.00%	DETECTED
Type 6 #7	1	0	0.00%	NOT DETECTED
Type 6 #8	1	1	100.00%	DETECTED
Type 6 #9	1	0	0.00%	NOT DETECTED
Type 6 #10	1	1	100.00%	DETECTED
Type 6 #11	1	1	100.00%	DETECTED
Type 6 #12	1	1	100.00%	DETECTED
Type 6 #13	1	1	100.00%	DETECTED
Type 6 #14	1	1	100.00%	DETECTED
Type 6 #15	1	1	100.00%	DETECTED
Type 6 #16	1	1	100.00%	DETECTED
Type 6 #17	1	1	100.00%	DETECTED
Type 6 #18	1	1	100.00%	DETECTED
Type 6 #19	1	1	100.00%	DETECTED
Type 6 #20	1	1	100.00%	DETECTED
Type 6 #21	1	1	100.00%	DETECTED
Type 6 #22	1	1	100.00%	DETECTED
Type 6 #23	1	1	100.00%	DETECTED
Type 6 #24	1	1	100.00%	DETECTED
Type 6 #25	1	1	100.00%	DETECTED
Type 6 #26	1	1	100.00%	DETECTED
Type 6 #27	1	1	100.00%	DETECTED
Type 6 #28	1	1	100.00%	DETECTED
Type 6 #29	1	1	100.00%	DETECTED
Type 6 #30	1	1	100.00%	DETECTED
Aggregate:	**30**	**28**	**93.33%**	**Pass**

This test report may be reproduced in full only. The document may only be updated by MiCOM Labs personnel. All changes will be noted in the Document History section of the report.

Equipment Configuration for Radar Type 0

Variant:	802.11ac 80	**Duty Cycle (%):**	30.00
Data Rate:	29 Mbit/s	**Antenna Gain (dBi):**	3.00
Modulation:	OFDM	**Beam Forming Gain (Y):**	Not Applicable
Channel Frequency:	5530.00 MHz	**Tested By:**	JK
Engineering Test Notes:			

Test Measurement Results

Pulse Width (us)	PRF (Hz)	PRI	# Pulses	Injections	Detections	Detection Rate	Result
1	700	1428	18	30	30	100.00%	See Agg.
			Aggregate:	**30**	**30**	**100.00%**	**Pass**

This test report may be reproduced in full only. The document may only be updated by MiCOM Labs personnel. All changes will be noted in the Document History section of the report.

Equipment Configuration for Radar Type 1

Variant:	802.11ac 80	**Duty Cycle (%):**	30.00
Data Rate:	29 Mbit/s	**Antenna Gain (dBi):**	3.00
Modulation:	OFDM	**Beam Forming Gain (Y):**	Not Applicable
Channel Frequency:	5530.00 MHz	**Tested By:**	JK
Engineering Test Notes:			

Test Measurement Results

Pulse Width (us)	PRF (Hz)	PRI	# Pulses	Injections	Detections	Detection Rate	Result
1	1166	858	62	1	1	100.00%	DETECTED
1	1393	718	74	1	1	100.00%	DETECTED
1	1355	738	72	1	1	100.00%	DETECTED
1	1089	918	58	1	1	100.00%	DETECTED
1	1066	938	57	1	1	100.00%	DETECTED
1	1433	698	76	1	1	100.00%	DETECTED
1	1319	758	70	1	1	100.00%	DETECTED
1	1285	778	68	1	1	100.00%	DETECTED
1	1139	878	61	1	1	100.00%	DETECTED
1	1792	558	95	1	1	100.00%	DETECTED
1	1931	518	102	1	1	100.00%	DETECTED
1	1859	538	99	1	1	100.00%	DETECTED
1	1114	898	59	1	1	100.00%	DETECTED
1	1193	838	63	1	1	100.00%	DETECTED
1	1730	578	92	1	1	100.00%	DETECTED
1	443	2256	24	1	1	100.00%	DETECTED
1	996	1004	53	1	1	100.00%	DETECTED
1	696	1436	37	1	1	100.00%	DETECTED
1	927	1079	49	1	1	100.00%	DETECTED
1	1536	651	82	1	1	100.00%	DETECTED
1	369	2708	20	1	1	100.00%	DETECTED
1	331	3019	18	1	1	100.00%	DETECTED
1	425	2354	23	1	1	100.00%	DETECTED
1	426	2350	23	1	1	100.00%	DETECTED
1	1412	708	75	1	1	100.00%	DETECTED
1	330	3026	18	1	1	100.00%	DETECTED
1	511	1957	27	1	1	100.00%	DETECTED
1	1795	557	95	1	1	100.00%	DETECTED
1	842	1188	45	1	1	100.00%	DETECTED
1	473	2115	25	1	1	100.00%	DETECTED
			Aggregate:	**30**	**30**	**100.00%**	**Pass**

This test report may be reproduced in full only. The document may only be updated by MiCOM Labs personnel. All changes will be noted in the Document History section of the report.

Equipment Configuration for Radar Type 2

Variant:	802.11ac 80	**Duty Cycle (%):**	30.00
Data Rate:	29 Mbit/s	**Antenna Gain (dBi):**	3.00
Modulation:	OFDM	**Beam Forming Gain (Y):**	Not Applicable
Channel Frequency:	5530.00 MHz	**Tested By:**	JK
Engineering Test Notes:			

Test Measurement Results

Pulse Width (us)	PRF (Hz)	PRI	# Pulses	Injections	Detections	Detection Rate	Result
1	4464	224	23	1	1	100.00%	DETECTED
1.1	5587	179	25	1	1	100.00%	DETECTED
1.2	5000	200	28	1	1	100.00%	DETECTED
1.2	5435	184	23	1	1	100.00%	DETECTED
1.3	4651	215	24	1	1	100.00%	DETECTED
1.4	4651	215	24	1	1	100.00%	DETECTED
1.4	5714	175	26	1	1	100.00%	DETECTED
1.6	6061	165	28	1	1	100.00%	DETECTED
1.8	5376	186	29	1	1	100.00%	DETECTED
1.9	5181	193	29	1	1	100.00%	DETECTED
1.9	6579	152	28	1	1	100.00%	DETECTED
1.9	5181	193	29	1	1	100.00%	DETECTED
2.4	5051	198	29	1	1	100.00%	DETECTED
2.6	5917	169	24	1	1	100.00%	DETECTED
2.6	4878	205	28	1	1	100.00%	DETECTED
2.7	4348	230	25	1	1	100.00%	DETECTED
2.7	5181	193	23	1	1	100.00%	DETECTED
3.2	5208	192	23	1	1	100.00%	DETECTED
3.4	5495	182	26	1	1	100.00%	DETECTED
3.6	6369	157	23	1	1	100.00%	DETECTED
3.8	5000	200	29	1	1	100.00%	DETECTED
3.8	4854	206	25	1	1	100.00%	DETECTED
3.8	5348	187	27	1	1	100.00%	DETECTED
4.1	5102	196	23	1	1	100.00%	DETECTED
4.3	5917	169	24	1	1	100.00%	DETECTED
4.6	5405	185	28	1	1	100.00%	DETECTED
4.7	6667	150	25	1	1	100.00%	DETECTED
4.8	5618	178	29	1	1	100.00%	DETECTED
4.8	5682	176	26	1	1	100.00%	DETECTED
4.9	5025	199	25	1	1	100.00%	DETECTED
			Aggregate:	**30**	**30**	**100.00%**	**Pass**

This test report may be reproduced in full only. The document may only be updated by MiCOM Labs personnel. All changes will be noted in the Document History section of the report.

Equipment Configuration for Radar Type 3

Variant:	802.11ac 80	**Duty Cycle (%):**	30.00
Data Rate:	29 Mbit/s	**Antenna Gain (dBi):**	3.00
Modulation:	OFDM	**Beam Forming Gain (Y):**	Not Applicable
Channel Frequency:	5530.00 MHz	**Tested By:**	JK
Engineering Test Notes:			

Test Measurement Results

Pulse Width (us)	PRF (Hz)	PRI	# Pulses	Injections	Detections	Detection Rate	Result
6.3	4219	237	16	1	1	100.00%	DETECTED
6.4	2469	405	18	1	1	100.00%	DETECTED
6.4	4902	204	17	1	1	100.00%	DETECTED
6.5	4016	249	17	1	1	100.00%	DETECTED
6.7	2941	340	17	1	1	100.00%	DETECTED
6.7	2320	431	16	1	1	100.00%	DETECTED
6.9	2857	350	18	1	1	100.00%	DETECTED
7	3891	257	16	1	1	100.00%	DETECTED
7	4525	221	18	1	1	100.00%	DETECTED
7.1	2874	348	18	1	1	100.00%	DETECTED
7.2	2427	412	18	1	1	100.00%	DETECTED
7.3	2053	487	18	1	1	100.00%	DETECTED
7.3	2198	455	16	1	1	100.00%	DETECTED
7.4	2571	389	17	1	1	100.00%	DETECTED
7.8	2976	336	18	1	1	100.00%	DETECTED
8.1	4926	203	16	1	1	100.00%	DETECTED
8.6	4630	216	16	1	1	100.00%	DETECTED
8.6	2381	420	17	1	1	100.00%	DETECTED
8.7	2907	344	16	1	1	100.00%	DETECTED
8.8	2101	476	17	1	1	100.00%	DETECTED
9	4065	246	16	1	1	100.00%	DETECTED
9	2793	358	16	1	1	100.00%	DETECTED
9.1	3356	298	17	1	1	100.00%	DETECTED
9.2	2075	482	18	1	1	100.00%	DETECTED
9.2	4149	241	17	1	1	100.00%	DETECTED
9.3	2639	379	16	1	1	100.00%	DETECTED
9.4	4808	208	18	1	1	100.00%	DETECTED
9.7	3484	287	18	1	1	100.00%	DETECTED
9.8	2273	440	16	1	1	100.00%	DETECTED
9.9	2597	385	16	1	1	100.00%	DETECTED
			Aggregate:	**30**	**30**	**100.00%**	**Pass**

This test report may be reproduced in full only. The document may only be updated by MiCOM Labs personnel. All changes will be noted in the Document History section of the report.

Equipment Configuration for Radar Type 4

Variant:	802.11ac 80	**Duty Cycle (%):**	30.00
Data Rate:	29 Mbit/s	**Antenna Gain (dBi):**	3.00
Modulation:	OFDM	**Beam Forming Gain (Y):**	Not Applicable
Channel Frequency:	5530.00 MHz	**Tested By:**	JK
Engineering Test Notes:			

Test Measurement Results

Pulse Width (us)	PRF (Hz)	PRI	# Pulses	Injections	Detections	Detection Rate	Result
11	2033	492	12	1	1	100.00%	DETECTED
11	3571	280	13	1	1	100.00%	DETECTED
11.4	3205	312	12	1	1	100.00%	DETECTED
12.2	3279	305	14	1	1	100.00%	DETECTED
12.7	2278	439	15	1	1	100.00%	DETECTED
13	3922	255	12	1	1	100.00%	DETECTED
13.3	2618	382	16	1	1	100.00%	DETECTED
13.3	2045	489	16	1	1	100.00%	DETECTED
13.7	4237	236	15	1	1	100.00%	DETECTED
14.2	2237	447	14	1	1	100.00%	DETECTED
14.4	2439	410	12	1	1	100.00%	DETECTED
14.6	2066	484	16	1	1	100.00%	DETECTED
15.1	2183	458	16	1	1	100.00%	DETECTED
16.3	2288	437	14	1	1	100.00%	DETECTED
16.7	4464	224	12	1	1	100.00%	DETECTED
17.1	2688	372	15	1	1	100.00%	DETECTED
17.1	2257	443	15	1	1	100.00%	DETECTED
17.1	4975	201	14	1	1	100.00%	DETECTED
17.3	3086	324	16	1	1	100.00%	DETECTED
17.7	4098	244	12	1	1	100.00%	DETECTED
18	3077	325	13	1	1	100.00%	DETECTED
18.3	2257	443	15	1	1	100.00%	DETECTED
18.3	3322	301	16	1	1	100.00%	DETECTED
18.3	4425	226	12	1	1	100.00%	DETECTED
18.3	2525	396	14	1	1	100.00%	DETECTED
18.9	3521	284	14	1	1	100.00%	DETECTED
19.2	4762	210	14	1	1	100.00%	DETECTED
19.3	3268	306	14	1	1	100.00%	DETECTED
19.5	3165	316	15	1	1	100.00%	DETECTED
19.7	2020	495	14	1	1	100.00%	DETECTED
			Aggregate:	**30**	**30**	**100.00%**	**Pass**

This test report may be reproduced in full only. The document may only be updated by MiCOM Labs personnel. All changes will be noted in the Document History section of the report.

Equipment Configuration for Radar Type 5

Variant:	802.11ac 80	**Duty Cycle (%):**	30.00
Data Rate:	29 Mbit/s	**Antenna Gain (dBi):**	3.00
Modulation:	OFDM	**Beam Forming Gain (Y):**	Not Applicable
Channel Frequency:	5530.00 MHz	**Tested By:**	JK
Engineering Test Notes:			

Test Measurement Results

Burst Segment	Injections	Detections	Detection Rate	Result
Type 5 #0 5546.57	1	1	100.00%	DETECTED
Type 5 #1 5528.60	1	1	100.00%	DETECTED
Type 5 #2 5490.49	1	1	100.00%	DETECTED
Type 5 #3 5557.79	1	1	100.00%	DETECTED
Type 5 #4 5532.29	1	1	100.00%	DETECTED
Type 5 #5 5568.26	1	0	0.00%	NOT DETECTED
Type 5 #6 5568.83	1	0	0.00%	NOT DETECTED
Type 5 #7 5556.47	1	1	100.00%	DETECTED
Type 5 #8 5540.02	1	1	100.00%	DETECTED
Type 5 #9 5526.72	1	1	100.00%	DETECTED
Type 5 #10 5556.54	1	1	100.00%	DETECTED
Type 5 #11 5504.78	1	1	100.00%	DETECTED
Type 5 #12 5500.15	1	1	100.00%	DETECTED
Type 5 #13 5558.58	1	1	100.00%	DETECTED
Type 5 #14 5530.54	1	1	100.00%	DETECTED
Type 5 #15 5503.97	1	1	100.00%	DETECTED
Type 5 #16 5549.10	1	1	100.00%	DETECTED
Type 5 #17 5491.15	1	1	100.00%	DETECTED
Type 5 #18 5497.16	1	1	100.00%	DETECTED
Type 5 #19 5504.89	1	1	100.00%	DETECTED
Type 5 #20 5567.80	1	0	0.00%	NOT DETECTED
Type 5 #21 5509.69	1	0	0.00%	NOT DETECTED
Type 5 #22 5534.42	1	1	100.00%	DETECTED
Type 5 #23 5491.07	1	1	100.00%	DETECTED
Type 5 #24 5561.23	1	1	100.00%	DETECTED
Type 5 #25 5521.59	1	1	100.00%	DETECTED
Type 5 #26 5558.19	1	1	100.00%	DETECTED
Type 5 #27 5502.56	1	1	100.00%	DETECTED
Type 5 #28 5513.75	1	1	100.00%	DETECTED
Type 5 #29 5559.63	1	1	100.00%	DETECTED
Aggregate:	**30**	**26**	**86.67%**	**Pass**

This test report may be reproduced in full only. The document may only be updated by MiCOM Labs personnel. All changes will be noted in the Document History section of the report.

Equipment Configuration for Radar Type 6

Variant:	802.11ac 80	**Duty Cycle (%):**	30.00
Data Rate:	29 Mbit/s	**Antenna Gain (dBi):**	3.00
Modulation:	OFDM	**Beam Forming Gain (Y):**	Not Applicable
Channel Frequency:	5530.00 MHz	**Tested By:**	JK
Engineering Test Notes:			

Test Measurement Results

Burst Segment	Detections	Injection #	Detection Rate	Pass/Fail
Type 6 #1	1	1	100.00%	DETECTED
Type 6 #2	1	1	100.00%	DETECTED
Type 6 #3	1	1	100.00%	DETECTED
Type 6 #4	1	1	100.00%	DETECTED
Type 6 #5	1	1	100.00%	DETECTED
Type 6 #6	1	1	100.00%	DETECTED
Type 6 #7	1	1	100.00%	DETECTED
Type 6 #8	1	1	100.00%	DETECTED
Type 6 #9	1	1	100.00%	DETECTED
Type 6 #10	1	1	100.00%	DETECTED
Type 6 #11	1	1	100.00%	DETECTED
Type 6 #12	1	1	100.00%	DETECTED
Type 6 #13	1	1	100.00%	DETECTED
Type 6 #14	1	1	100.00%	DETECTED
Type 6 #15	1	1	100.00%	DETECTED
Type 6 #16	1	1	100.00%	DETECTED
Type 6 #17	1	1	100.00%	DETECTED
Type 6 #18	1	1	100.00%	DETECTED
Type 6 #19	1	1	100.00%	DETECTED
Type 6 #20	1	1	100.00%	DETECTED
Type 6 #21	1	1	100.00%	DETECTED
Type 6 #22	1	1	100.00%	DETECTED
Type 6 #23	1	1	100.00%	DETECTED
Type 6 #24	1	1	100.00%	DETECTED
Type 6 #25	1	1	100.00%	DETECTED
Type 6 #26	1	1	100.00%	DETECTED
Type 6 #27	1	1	100.00%	DETECTED
Type 6 #28	1	1	100.00%	DETECTED
Type 6 #29	1	1	100.00%	DETECTED
Type 6 #30	1	1	100.00%	DETECTED
Aggregate:	**30**	**30**	**100.00%**	**Pass**

This test report may be reproduced in full only. The document may only be updated by MiCOM Labs personnel. All changes will be noted in the Document History section of the report.

Equipment Configuration for Radar Type 0

Variant:	802.11n HT40	**Duty Cycle (%):**	30.00
Data Rate:	18 Mbit/s	**Antenna Gain (dBi):**	3.00
Modulation:	OFDM	**Beam Forming Gain (Y):**	Not Applicable
Channel Frequency:	5510.00 MHz	**Tested By:**	JK
Engineering Test Notes:			

Test Measurement Results

Pulse Width (us)	PRF (Hz)	PRI	# Pulses	Injections	Detections	Detection Rate	Result
1	700	1428	18	30	30	100.00%	See Agg.
			Aggregate:	**30**	**30**	**100.00%**	**Pass**

This test report may be reproduced in full only. The document may only be updated by MiCOM Labs personnel. All changes will be noted in the Document History section of the report.

Equipment Configuration for Radar Type 1

Variant:	802.11n HT40	**Duty Cycle (%):**	30.00
Data Rate:	18 Mbit/s	**Antenna Gain (dBi):**	3.00
Modulation:	OFDM	**Beam Forming Gain (Y):**	Not Applicable
Channel Frequency:	5510.00 MHz	**Tested By:**	JK
Engineering Test Notes:			

Test Measurement Results

Pulse Width (us)	PRF (Hz)	PRI	# Pulses	Injections	Detections	Detection Rate	Result
1	1166	858	62	1	1	100.00%	DETECTED
1	1393	718	74	1	1	100.00%	DETECTED
1	1355	738	72	1	1	100.00%	DETECTED
1	1089	918	58	1	1	100.00%	DETECTED
1	1066	938	57	1	1	100.00%	DETECTED
1	1433	698	76	1	1	100.00%	DETECTED
1	1319	758	70	1	1	100.00%	DETECTED
1	1285	778	68	1	1	100.00%	DETECTED
1	1139	878	61	1	1	100.00%	DETECTED
1	1792	558	95	1	1	100.00%	DETECTED
1	1931	518	102	1	1	100.00%	DETECTED
1	1859	538	99	1	1	100.00%	DETECTED
1	1114	898	59	1	1	100.00%	DETECTED
1	1193	838	63	1	1	100.00%	DETECTED
1	1730	578	92	1	1	100.00%	DETECTED
1	443	2256	24	1	1	100.00%	DETECTED
1	996	1004	53	1	1	100.00%	DETECTED
1	696	1436	37	1	1	100.00%	DETECTED
1	927	1079	49	1	1	100.00%	DETECTED
1	1536	651	82	1	1	100.00%	DETECTED
1	369	2708	20	1	1	100.00%	DETECTED
1	331	3019	18	1	1	100.00%	DETECTED
1	425	2354	23	1	1	100.00%	DETECTED
1	426	2350	23	1	1	100.00%	DETECTED
1	1412	708	75	1	1	100.00%	DETECTED
1	330	3026	18	1	1	100.00%	DETECTED
1	511	1957	27	1	1	100.00%	DETECTED
1	1795	557	95	1	1	100.00%	DETECTED
1	842	1188	45	1	1	100.00%	DETECTED
1	473	2115	25	1	1	100.00%	DETECTED
			Aggregate:	**30**	**30**	**100.00%**	**Pass**

This test report may be reproduced in full only. The document may only be updated by MiCOM Labs personnel. All changes will be noted in the Document History section of the report.

Equipment Configuration for Radar Type 2

Variant:	802.11n HT40	**Duty Cycle (%):**	30.00
Data Rate:	18 Mbit/s	**Antenna Gain (dBi):**	3.00
Modulation:	OFDM	**Beam Forming Gain (Y):**	Not Applicable
Channel Frequency:	5510.00 MHz	**Tested By:**	JK
Engineering Test Notes:			

Test Measurement Results

Pulse Width (us)	PRF (Hz)	PRI	# Pulses	Injections	Detections	Detection Rate	Result
1	4464	224	23	1	1	100.00%	DETECTED
1.1	5587	179	25	1	1	100.00%	DETECTED
1.2	5000	200	28	1	1	100.00%	DETECTED
1.2	5435	184	23	1	1	100.00%	DETECTED
1.3	4651	215	24	1	1	100.00%	DETECTED
1.4	4651	215	24	1	1	100.00%	DETECTED
1.4	5714	175	26	1	1	100.00%	DETECTED
1.6	6061	165	28	1	1	100.00%	DETECTED
1.8	5376	186	29	1	1	100.00%	DETECTED
1.9	5181	193	29	1	1	100.00%	DETECTED
1.9	6579	152	28	1	1	100.00%	DETECTED
1.9	5181	193	29	1	1	100.00%	DETECTED
2.4	5051	198	29	1	1	100.00%	DETECTED
2.6	5917	169	24	1	1	100.00%	DETECTED
2.6	4878	205	28	1	1	100.00%	DETECTED
2.7	4348	230	25	1	1	100.00%	DETECTED
2.7	5181	193	23	1	1	100.00%	DETECTED
3.2	5208	192	23	1	1	100.00%	DETECTED
3.4	5495	182	26	1	1	100.00%	DETECTED
3.6	6369	157	23	1	1	100.00%	DETECTED
3.8	5000	200	29	1	1	100.00%	DETECTED
3.8	4854	206	25	1	1	100.00%	DETECTED
3.8	5348	187	27	1	1	100.00%	DETECTED
4.1	5102	196	23	1	1	100.00%	DETECTED
4.3	5917	169	24	1	1	100.00%	DETECTED
4.6	5405	185	28	1	1	100.00%	DETECTED
4.7	6667	150	25	1	1	100.00%	DETECTED
4.8	5618	178	29	1	1	100.00%	DETECTED
4.8	5682	176	26	1	1	100.00%	DETECTED
4.9	5025	199	25	1	1	100.00%	DETECTED
			Aggregate:	**30**	**30**	**100.00%**	**Pass**

This test report may be reproduced in full only. The document may only be updated by MiCOM Labs personnel. All changes will be noted in the Document History section of the report.

Equipment Configuration for Radar Type 3

Variant:	802.11n HT40	**Duty Cycle (%):**	30.00
Data Rate:	18 Mbit/s	**Antenna Gain (dBi):**	3.00
Modulation:	OFDM	**Beam Forming Gain (Y):**	Not Applicable
Channel Frequency:	5510.00 MHz	**Tested By:**	JK
Engineering Test Notes:			

Test Measurement Results

Pulse Width (us)	PRF (Hz)	PRI	# Pulses	Injections	Detections	Detection Rate	Result
6.3	4219	237	16	1	1	100.00%	DETECTED
6.4	2469	405	18	1	1	100.00%	DETECTED
6.4	4902	204	17	1	1	100.00%	DETECTED
6.5	4016	249	17	1	1	100.00%	DETECTED
6.7	2941	340	17	1	1	100.00%	DETECTED
6.7	2320	431	16	1	1	100.00%	DETECTED
6.9	2857	350	18	1	1	100.00%	DETECTED
7	3891	257	16	1	1	100.00%	DETECTED
7	4525	221	18	1	1	100.00%	DETECTED
7.1	2874	348	18	1	1	100.00%	DETECTED
7.2	2427	412	18	1	1	100.00%	DETECTED
7.3	2053	487	18	1	1	100.00%	DETECTED
7.3	2198	455	16	1	1	100.00%	DETECTED
7.4	2571	389	17	1	1	100.00%	DETECTED
7.8	2976	336	18	1	1	100.00%	DETECTED
8.1	4926	203	16	1	1	100.00%	DETECTED
8.6	4630	216	16	1	1	100.00%	DETECTED
8.6	2381	420	17	1	1	100.00%	DETECTED
8.7	2907	344	16	1	1	100.00%	DETECTED
8.8	2101	476	17	1	1	100.00%	DETECTED
9	4065	246	16	1	1	100.00%	DETECTED
9	2793	358	16	1	1	100.00%	DETECTED
9.1	3356	298	17	1	1	100.00%	DETECTED
9.2	2075	482	18	1	1	100.00%	DETECTED
9.2	4149	241	17	1	1	100.00%	DETECTED
9.3	2639	379	16	1	1	100.00%	DETECTED
9.4	4808	208	18	1	1	100.00%	DETECTED
9.7	3484	287	18	1	1	100.00%	DETECTED
9.8	2273	440	16	1	1	100.00%	DETECTED
9.9	2597	385	16	1	1	100.00%	DETECTED
			Aggregate:	**30**	**30**	**100.00%**	**Pass**

This test report may be reproduced in full only. The document may only be updated by MiCOM Labs personnel. All changes will be noted in the Document History section of the report.

Equipment Configuration for Radar Type 4

Variant:	802.11n HT40	**Duty Cycle (%):**	30.00
Data Rate:	18 Mbit/s	**Antenna Gain (dBi):**	3.00
Modulation:	OFDM	**Beam Forming Gain (Y):**	Not Applicable
Channel Frequency:	5510.00 MHz	**Tested By:**	JK
Engineering Test Notes:			

Test Measurement Results

Pulse Width (us)	PRF (Hz)	PRI	# Pulses	Injections	Detections	Detection Rate	Result
11	2033	492	12	1	1	100.00%	DETECTED
11	3571	280	13	1	1	100.00%	DETECTED
11.4	3205	312	12	1	1	100.00%	DETECTED
12.2	3279	305	14	1	1	100.00%	DETECTED
12.7	2278	439	15	1	1	100.00%	DETECTED
13	3922	255	12	1	1	100.00%	DETECTED
13.3	2618	382	16	1	1	100.00%	DETECTED
13.3	2045	489	16	1	1	100.00%	DETECTED
13.7	4237	236	15	1	1	100.00%	DETECTED
14.2	2237	447	14	1	1	100.00%	DETECTED
14.4	2439	410	12	1	1	100.00%	DETECTED
14.6	2066	484	16	1	1	100.00%	DETECTED
15.1	2183	458	16	1	1	100.00%	DETECTED
16.3	2288	437	14	1	1	100.00%	DETECTED
16.7	4464	224	12	1	1	100.00%	DETECTED
17.1	2688	372	15	1	1	100.00%	DETECTED
17.1	2257	443	15	1	1	100.00%	DETECTED
17.1	4975	201	14	1	1	100.00%	DETECTED
17.3	3086	324	16	1	1	100.00%	DETECTED
17.7	4098	244	12	1	1	100.00%	DETECTED
18	3077	325	13	1	1	100.00%	DETECTED
18.3	2257	443	15	1	1	100.00%	DETECTED
18.3	3322	301	16	1	1	100.00%	DETECTED
18.3	4425	226	12	1	1	100.00%	DETECTED
18.3	2525	396	14	1	1	100.00%	DETECTED
18.9	3521	284	14	1	1	100.00%	DETECTED
19.2	4762	210	14	1	1	100.00%	DETECTED
19.3	3268	306	14	1	1	100.00%	DETECTED
19.5	3165	316	15	1	1	100.00%	DETECTED
19.7	2020	495	14	1	1	100.00%	DETECTED
			Aggregate:	**30**	**30**	**100.00%**	**Pass**

This test report may be reproduced in full only. The document may only be updated by MiCOM Labs personnel. All changes will be noted in the Document History section of the report.

Equipment Configuration for Radar Type 5

Variant:	802.11n HT40	**Duty Cycle (%):**	30.00
Data Rate:	18 Mbit/s	**Antenna Gain (dBi):**	3.00
Modulation:	OFDM	**Beam Forming Gain (Y):**	Not Applicable
Channel Frequency:	5510.00 MHz	**Tested By:**	JK
Engineering Test Notes:			

Test Measurement Results

Burst Segment	Injections	Detections	Detection Rate	Result
Type 5 #0 5492.11	1	1	100.00%	DETECTED
Type 5 #1 5495.05	1	1	100.00%	DETECTED
Type 5 #2 5507.78	1	1	100.00%	DETECTED
Type 5 #3 5490.11	1	1	100.00%	DETECTED
Type 5 #4 5514.78	1	1	100.00%	DETECTED
Type 5 #5 5529.43	1	1	100.00%	DETECTED
Type 5 #6 5529.10	1	1	100.00%	DETECTED
Type 5 #7 5503.79	1	1	100.00%	DETECTED
Type 5 #8 5506.25	1	1	100.00%	DETECTED
Type 5 #9 5516.15	1	0	0.00%	NOT DETECTED
Type 5 #10 5492.36	1	1	100.00%	DETECTED
Type 5 #11 5517.80	1	1	100.00%	DETECTED
Type 5 #12 5501.53	1	1	100.00%	DETECTED
Type 5 #13 5518.56	1	1	100.00%	DETECTED
Type 5 #14 5520.38	1	1	100.00%	DETECTED
Type 5 #15 5501.01	1	1	100.00%	DETECTED
Type 5 #16 5522.41	1	1	100.00%	DETECTED
Type 5 #17 5504.82	1	1	100.00%	DETECTED
Type 5 #18 5493.94	1	1	100.00%	DETECTED
Type 5 #19 5514.15	1	1	100.00%	DETECTED
Type 5 #20 5497.94	1	1	100.00%	DETECTED
Type 5 #21 5518.00	1	1	100.00%	DETECTED
Type 5 #22 5517.03	1	1	100.00%	DETECTED
Type 5 #23 5506.72	1	0	0.00%	NOT DETECTED
Type 5 #24 5525.28	1	1	100.00%	DETECTED
Type 5 #25 5496.44	1	1	100.00%	DETECTED
Type 5 #26 5523.23	1	1	100.00%	DETECTED
Type 5 #27 5524.58	1	1	100.00%	DETECTED
Type 5 #28 5523.03	1	1	100.00%	DETECTED
Type 5 #29 5523.90	1	1	100.00%	DETECTED
Aggregate:	**30**	**28**	**93.33%**	**Pass**

This test report may be reproduced in full only. The document may only be updated by MiCOM Labs personnel. All changes will be noted in the Document History section of the report.

Equipment Configuration for Radar Type 6

Variant:	802.11n HT40	**Duty Cycle (%):**	30.00
Data Rate:	18 Mbit/s	**Antenna Gain (dBi):**	3.00
Modulation:	OFDM	**Beam Forming Gain (Y):**	Not Applicable
Channel Frequency:	5510.00 MHz	**Tested By:**	JK
Engineering Test Notes:			

Test Measurement Results

Burst Segment	Detections	Injection #	Detection Rate	Pass/Fail
Type 6 #1	1	1	100.00%	DETECTED
Type 6 #2	1	1	100.00%	DETECTED
Type 6 #3	1	1	100.00%	DETECTED
Type 6 #4	1	1	100.00%	DETECTED
Type 6 #5	1	1	100.00%	DETECTED
Type 6 #6	1	1	100.00%	DETECTED
Type 6 #7	1	1	100.00%	DETECTED
Type 6 #8	1	1	100.00%	DETECTED
Type 6 #9	1	1	100.00%	DETECTED
Type 6 #10	1	1	100.00%	DETECTED
Type 6 #11	1	1	100.00%	DETECTED
Type 6 #12	1	1	100.00%	DETECTED
Type 6 #13	1	1	100.00%	DETECTED
Type 6 #14	1	1	100.00%	DETECTED
Type 6 #15	1	1	100.00%	DETECTED
Type 6 #16	1	1	100.00%	DETECTED
Type 6 #17	1	1	100.00%	DETECTED
Type 6 #18	1	1	100.00%	DETECTED
Type 6 #19	1	1	100.00%	DETECTED
Type 6 #20	1	1	100.00%	DETECTED
Type 6 #21	1	1	100.00%	DETECTED
Type 6 #22	1	1	100.00%	DETECTED
Type 6 #23	1	1	100.00%	DETECTED
Type 6 #24	1	1	100.00%	DETECTED
Type 6 #25	1	1	100.00%	DETECTED
Type 6 #26	1	1	100.00%	DETECTED
Type 6 #27	1	1	100.00%	DETECTED
Type 6 #28	1	1	100.00%	DETECTED
Type 6 #29	1	1	100.00%	DETECTED
Type 6 #30	1	1	100.00%	DETECTED
Aggregate:	**30**	**30**	**100.00%**	**Pass**

This test report may be reproduced in full only. The document may only be updated by MiCOM Labs personnel. All changes will be noted in the Document History section of the report.

3.1.5. Detection Bandwidth

To determine the equipment Detection Bandwidth for each applicable operational mode a single burst of the short pulse radar Type 0 was produced at the appropriate power level. The EUT was set up as a standalone device (no associated Client or Master, as appropriate) and no traffic. Frame based systems will be set to a talk/listen ratio reflecting the worst case (maximum) that is user configurable during this test.

To determine the actual receiver bandwidth a single radar burst is generated for a minimum of 10 trials and the response of the EUT noted. The EUT must detect the Radar Waveform until it fails to detect, at this point testing is stopped and the frequency noted.

Starting from the actual channel center frequency the radar frequency is increased in 5 MHz steps, repeating the above test sequence, until the detection rate falls below 90%. At which point a 1 MHz interval sequence of the previous 5 MHz is performed. The highest frequency at which detection is greater than or equal to 90% is denoted as FH.

The radar frequency is decreased in 5 MHz steps, repeating the above test sequence, until the detection rate falls below 90%. The lowest frequency at which detection is greater than or equal to 90% is denoted as FL.

The U-NII Detection Bandwidth is calculated as follows:
U-NII Detection Bandwidth = FH – FL

The U-NII Detection Bandwidth must meet the U-NII Detection Bandwidth criterion specified. Otherwise, the UUT does not comply with DFS requirements. This is essential to ensure that the UUT is capable of detecting Radar Waveforms across the same frequency spectrum that contains the significant energy from the system. In the case that the U-NII Detection Bandwidth is greater than or equal to the 99% power bandwidth for the measured FH and FL, the test can be truncated and the U-NII Detection Bandwidth can be reported as the measured FH and FL

This test report may be reproduced in full only. The document may only be updated by MiCOM Labs personnel. All changes will be noted in the Document History section of the report.

Equipment Configuration for Detection Bandwidth

Variant:	802.11a	**Duty Cycle (%):**	30.00
Data Rate:	9 Mbit/s	**Antenna Gain (dBi):**	3.00
Modulation:	OFDM	**Beam Forming Gain (Y):**	Not Applicable
Channel Frequency:	5500.00 MHz	**Tested By:**	JK
Engineering Test Notes:			

Test Measurement Results

Frequency	Injections	Detections	Detection Rate	Result
5480 MHz	10	0		
5481 MHz	10	0		
5482 MHz	10	0		
5483 MHz	10	7	70.00%	Fail
5484 MHz	10	10	100.00%	Pass
5485 MHz	10	10	100.00%	Pass
5490 MHz	10	10	100.00%	Pass
5495 MHz	10	10	100.00%	Pass
5500	10	10	100.00%	Pass
5505 MHz	10	10	100.00%	Pass
5510 MHz	10	10	100.00%	Pass
5511 MHz	10	10	100.00%	Pass
5512 MHz	10	10	100.00%	Pass
5513 MHz	10	0		
5514 MHz	10	0		
5515 MHz	10	0		

This test report may be reproduced in full only. The document may only be updated by MiCOM Labs personnel. All changes will be noted in the Document History section of the report.

Equipment Configuration for Detection Bandwidth

Variant:	802.11ac 80	**Duty Cycle (%):**	30.00
Data Rate:	29 Mbit/s	**Antenna Gain (dBi):**	3.00
Modulation:	OFDM	**Beam Forming Gain (Y):**	Not Applicable
Channel Frequency:	5530.00 MHz	**Tested By:**	JK
Engineering Test Notes:			

Test Measurement Results

Frequency	Injections	Detections	Detection Rate	Result
5475 MHz	10	0	0.00%	
5476 MHz	10	2	20.00%	Fail
5477 MHz	10	10	100.00%	Pass
5478 MHz	10	10	100.00%	Pass
5479 MHz	10	10	100.00%	Pass
5480 MHz	10	10	100.00%	Pass
5485 MHz	10	10	100.00%	Pass
5490 MHz	10	10	100.00%	Pass
5495 MHz	10	10	100.00%	Pass
5500 MHz	10	10	100.00%	Pass
5505 MHz	10	10	100.00%	Pass
5510 MHz	10	10	100.00%	Pass
5515 MHz	10	10	100.00%	Pass
5520 MHz	10	10	100.00%	Pass
5525 MHz	10	10	100.00%	Pass
5530	10	10	100.00%	Pass
5535 MHz	10	10	100.00%	Pass
5540 MHz	10	10	100.00%	Pass
5545 MHz	10	10	100.00%	Pass
5550 MHz	10	10	100.00%	Pass
5555 MHz	10	10	100.00%	Pass
5560 MHz	10	10	100.00%	Pass
5565 MHz	10	10	100.00%	Pass
5570 MHz	10	10	100.00%	Pass
5575 MHz	10	10	100.00%	Pass
5580 MHz	10	10	100.00%	Pass
5581 MHz	10	10	100.00%	Pass
5582 MHz	10	10	100.00%	Pass
5583 MHz	10	10	100.00%	Pass
5584 MHz	10	0	0.00%	
5585 MHz	10	0	0.00%	

This test report may be reproduced in full only. The document may only be updated by MiCOM Labs personnel. All changes will be noted in the Document History section of the report.

Equipment Configuration for Detection Bandwidth

Variant:	802.11n HT40	**Duty Cycle (%):**	30.00
Data Rate:	18 Mbit/s	**Antenna Gain (dBi):**	3.00
Modulation:	OFDM	**Beam Forming Gain (Y):**	Not Applicable
Channel Frequency:	5510.00 MHz	**Tested By:**	JK
Engineering Test Notes:			

Test Measurement Results

Frequency	Injections	Detections	Detection Rate	Result
5480 MHz	10	0		
5481 MHz	10	0		
5482 MHz	10	0		
5483 MHz	10	1	10.00%	Fail
5484 MHz	10	8	80.00%	Fail
5485 MHz	10	10	100.00%	Pass
5490 MHz	10	10	100.00%	Pass
5495 MHz	10	10	100.00%	Pass
5500 MHz	10	10	100.00%	Pass
5505 MHz	10	10	100.00%	Pass
5510	10	10	100.00%	Pass
5515 MHz	10	10	100.00%	Pass
5520 MHz	10	10	100.00%	Pass
5525 MHz	10	10	100.00%	Pass
5530 MHz	10	10	100.00%	Pass
5535 MHz	10	10	100.00%	Pass
5536 MHz	10	5	50.00%	Fail
5537 MHz	10	0		
5538 MHz	10	0		
5539 MHz	10	0		
5540 MHz	10	0		

This test report may be reproduced in full only. The document may only be updated by MiCOM Labs personnel. All changes will be noted in the Document History section of the report.

A. APPENDIX - GRAPHICAL IMAGES

This test report may be reproduced in full only. The document may only be updated by MiCOM Labs personnel. All changes will be noted in the Document History section of the report.

A.1. Dynamic Frequency Selection (DFS)

A.1.1. Probability of Detection

Type 5 #0 5501.63 [Back to Summary]

Burst Segment	Number of Pulses	Chirp Width MHz	t1 usec	Pulse Width (t2) usec	t3 usec	t4 usec	t5 usec	Total Segment Length usec
1	1	15	462052	74	0	0	1037874	1500000
2	3	12	1111741	63	1876	1905	384289	1500000
3	3	12	33816	99	1034	1009	1463844	1500000
4	1	10	1442298	57	0	0	57645	1500000
5	2	13	1177181	81	1243	0	321414	1500000
6	2	20	925337	77	1435	0	573074	1500000
7	2	9	215222	97	1730	0	1282854	1500000
8	3	5	998996	62	1701	1042	498075	1500000

Type 5 #1 5493.46 [Back to Summary]

Burst Segment	Number of Pulses	Chirp Width MHz	t1 usec	Pulse Width (t2) usec	t3 usec	t4 usec	t5 usec	Total Segment Length usec
1	1	17	597040	52	0	0	34486	631578
2	2	17	232110	69	1629	0	397701	631578
3	2	10	244525	54	1589	0	385356	631578
4	3	13	285184	71	1474	1714	342993	631578
5	2	11	431583	64	1992	0	197875	631578
6	3	9	282893	95	1768	1986	344646	631578
7	1	13	210163	65	0	0	421350	631578
8	2	18	100059	72	1831	0	529544	631578
9	1	8	460476	91	0	0	171011	631578
10	3	7	525779	98	1756	1765	101984	631578
11	2	10	264766	61	1213	0	365477	631578
12	3	17	312073	83	1260	1794	316202	631578
13	2	11	500241	93	1175	0	129976	631578
14	1	5	279760	51	0	0	351767	631578
15	3	15	398768	84	1555	1255	229748	631578
16	1	7	468201	83	0	0	163294	631578
17	2	13	290171	56	1931	0	339364	631578
18	1	6	89061	98	0	0	542419	631578
19	2	15	23296	92	1580	0	606518	631578

This test report may be reproduced in full only. The document may only be updated by MiCOM Labs personnel. All changes will be noted in the Document History section of the report.

Type 5 #2 5493.14 [Back to Summary]

Burst Segment	Number of Pulses	Chirp Width MHz	t1 usec	Pulse Width (t2) usec	t3 usec	t4 usec	t5 usec	Total Segment Length usec
1	3	18	676872	98	1554	1058	70222	750000
2	1	10	649989	85	0	0	99926	750000
3	3	17	715442	79	1958	1786	30577	750000
4	1	13	133071	83	0	0	616846	750000
5	2	19	711436	97	1922	0	36448	750000
6	3	19	246066	98	1720	1617	500303	750000
7	1	19	408897	80	0	0	341023	750000
8	3	6	376523	58	1080	1836	370387	750000
9	2	6	480527	61	1619	0	267732	750000
10	1	10	282331	56	0	0	467613	750000
11	3	5	574966	99	1860	1300	171577	750000
12	1	14	169005	98	0	0	580897	750000
13	3	20	552814	61	1705	1537	193761	750000
14	3	11	672642	95	1096	1787	74190	750000
15	2	15	534085	84	1927	0	213820	750000
16	3	9	396915	65	1648	1834	349408	750000

Type 5 #3 5503.17 [Back to Summary]

Burst Segment	Number of Pulses	Chirp Width MHz	t1 usec	Pulse Width (t2) usec	t3 usec	t4 usec	t5 usec	Total Segment Length usec
1	3	5	772336	68	1748	1592	224120	1000000
2	3	13	278563	61	1855	1887	717512	1000000
3	2	13	665957	76	1878	0	332013	1000000
4	1	9	589430	86	0	0	410484	1000000
5	3	11	55909	69	1186	1374	941324	1000000
6	1	9	577359	82	0	0	422559	1000000
7	1	15	908897	85	0	0	91018	1000000
8	1	8	290771	85	0	0	709144	1000000
9	2	13	729964	71	1398	0	268496	1000000
10	3	12	424208	70	1192	1340	573050	1000000
11	2	6	752923	67	1273	0	245670	1000000
12	3	15	716807	99	1562	1218	280116	1000000

This test report may be reproduced in full only. The document may only be updated by MiCOM Labs personnel. All changes will be noted in the Document History section of the report.

Type 5 #4 5493.82 [Back to Summary]

Burst Segment	Number of Pulses	Chirp Width MHz	t1 usec	Pulse Width (t2) usec	t3 usec	t4 usec	t5 usec	Total Segment Length usec
1	2	9	502067	60	1772	0	353183	857142
2	3	10	10381	81	1177	1440	843901	857142
3	1	5	447381	92	0	0	409669	857142
4	2	17	738179	79	1902	0	116903	857142
5	3	15	358351	61	1232	1992	495384	857142
6	3	8	62255	51	1039	1666	792029	857142
7	3	20	20824	95	1189	1454	833390	857142
8	3	14	172085	83	1996	1248	681564	857142
9	1	11	620478	52	0	0	236612	857142
10	2	6	270193	65	1769	0	585050	857142
11	3	10	666448	86	1558	1045	187833	857142
12	1	14	109208	97	0	0	747837	857142
13	1	20	133120	89	0	0	723933	857142
14	3	10	842164	52	1204	1559	12059	857142

Type 5 #5 5495.27 [Back to Summary]

Burst Segment	Number of Pulses	Chirp Width MHz	t1 usec	Pulse Width (t2) usec	t3 usec	t4 usec	t5 usec	Total Segment Length usec
1	1	20	490746	91	0	0	600072	1090909
2	3	20	989136	98	1158	1680	98641	1090909
3	3	17	655517	95	1062	1177	432868	1090909
4	2	8	782043	70	1639	0	307087	1090909
5	1	6	465793	94	0	0	625022	1090909
6	2	12	22456	95	1667	0	1066596	1090909
7	1	17	73666	76	0	0	1017167	1090909
8	2	11	158538	96	1107	0	931072	1090909
9	3	17	191589	59	1900	1218	896025	1090909
10	3	6	763173	59	1763	1455	324341	1090909
11	3	10	1027070	66	1530	1281	60830	1090909

This test report may be reproduced in full only. The document may only be updated by MiCOM Labs personnel. All changes will be noted in the Document History section of the report.

Type 5 #6 5492.96 [Back to Summary]

Burst Segment	Number of Pulses	Chirp Width MHz	t1 usec	Pulse Width (t2) usec	t3 usec	t4 usec	t5 usec	Total Segment Length usec
1	1	5	308642	75	0	0	322861	631578
2	2	17	71465	83	1442	0	558505	631578
3	3	9	165428	74	1199	1523	463206	631578
4	2	20	409847	73	1102	0	220483	631578
5	3	8	133160	77	1802	1732	494653	631578
6	1	8	275718	65	0	0	355795	631578
7	2	20	53530	64	1545	0	576375	631578
8	2	16	151348	90	1285	0	478765	631578
9	2	17	379894	87	1493	0	250017	631578
10	2	7	571826	63	1533	0	58093	631578
11	3	7	297638	80	1294	1924	330482	631578
12	1	17	176668	62	0	0	454848	631578
13	2	8	95871	75	1677	0	533880	631578
14	1	15	276865	65	0	0	354648	631578
15	2	17	542815	81	1656	0	86945	631578
16	1	17	453649	60	0	0	177869	631578
17	1	20	88727	62	0	0	542789	631578
18	3	13	419543	65	1948	1112	208780	631578
19	2	10	590728	81	1543	0	39145	631578

Type 5 #7 5506.91 [Back to Summary]

Burst Segment	Number of Pulses	Chirp Width MHz	t1 usec	Pulse Width (t2) usec	t3 usec	t4 usec	t5 usec	Total Segment Length usec
1	3	12	606179	96	1087	1341	891105	1500000
2	1	16	1363347	80	0	0	136573	1500000
3	1	19	476035	56	0	0	1023909	1500000
4	1	16	864449	86	0	0	635465	1500000
5	1	10	299594	76	0	0	1200330	1500000
6	3	7	962538	97	1204	1086	534881	1500000
7	1	9	111364	92	0	0	1388544	1500000
8	3	20	1042851	83	1325	1703	453872	1500000

This test report may be reproduced in full only. The document may only be updated by MiCOM Labs personnel. All changes will be noted in the Document History section of the report.

Type 5 #8 5501.02 [Back to Summary]

Burst Segment	Number of Pulses	Chirp Width MHz	t1 usec	Pulse Width (t2) usec	t3 usec	t4 usec	t5 usec	Total Segment Length usec
1	3	10	6585	53	1400	1866	989990	1000000
2	2	17	895708	50	1612	0	102580	1000000
3	3	12	697854	89	1421	1682	298776	1000000
4	1	20	136476	78	0	0	863446	1000000
5	1	14	912588	77	0	0	87335	1000000
6	2	9	354884	61	1282	0	643712	1000000
7	3	20	455040	51	1198	1255	542354	1000000
8	3	18	188314	90	1933	1715	807768	1000000
9	1	7	905507	51	0	0	94442	1000000
10	2	11	261216	79	1969	0	736657	1000000
11	1	16	241169	57	0	0	758774	1000000
12	2	17	235384	76	1488	0	762976	1000000

Type 5 #9 5506.23 [Back to Summary]

Burst Segment	Number of Pulses	Chirp Width MHz	t1 usec	Pulse Width (t2) usec	t3 usec	t4 usec	t5 usec	Total Segment Length usec
1	1	12	587487	87	0	0	79092	666666
2	3	14	474157	97	1238	1966	189014	666666
3	3	14	18177	66	1242	1948	645101	666666
4	2	5	423444	72	1120	0	241958	666666
5	3	6	167467	65	1596	1876	495532	666666
6	3	19	412887	89	1179	1311	251022	666666
7	1	12	567906	80	0	0	98680	666666
8	1	20	626784	63	0	0	39819	666666
9	2	9	534307	72	1361	0	130854	666666
10	2	9	10105	75	1447	0	654964	666666
11	2	6	135932	74	1153	0	529433	666666
12	2	9	450242	67	1000	0	215290	666666
13	2	5	392161	73	1536	0	272823	666666
14	3	15	237439	74	1492	1175	426338	666666
15	1	7	196538	51	0	0	470077	666666
16	2	16	236254	53	1793	0	428513	666666
17	3	10	550357	83	1919	1824	112317	666666
18	2	11	336834	100	1035	0	328597	666666

This test report may be reproduced in full only. The document may only be updated by MiCOM Labs personnel. All changes will be noted in the Document History section of the report.

Type 5 #10 5493.77 [Back to Summary]

Burst Segment	Number of Pulses	Chirp Width MHz	t1 usec	Pulse Width (t2) usec	t3 usec	t4 usec	t5 usec	Total Segment Length usec
1	1	10	557920	65	0	0	73593	631578
2	2	17	24262	86	1093	0	606051	631578
3	3	9	282893	90	1658	1184	345573	631578
4	3	16	310174	93	1361	1613	318151	631578
5	2	20	70972	97	1124	0	559288	631578
6	3	8	286574	88	1493	1235	342012	631578
7	3	19	258243	75	1731	1852	369527	631578
8	1	20	441434	67	0	0	190077	631578
9	1	18	38900	95	0	0	592583	631578
10	1	11	360177	82	0	0	271319	631578
11	1	15	564102	83	0	0	67393	631578
12	2	11	478060	81	1379	0	151977	631578
13	1	5	561644	50	0	0	69884	631578
14	2	10	102841	81	1603	0	526972	631578
15	1	6	282537	86	0	0	348955	631578
16	3	15	18784	50	1795	1328	609521	631578
17	1	18	46031	53	0	0	585494	631578
18	2	10	491890	82	1569	0	137955	631578
19	3	9	410205	56	1353	1473	218379	631578

Type 5 #11 5496.39 [Back to Summary]

Burst Segment	Number of Pulses	Chirp Width MHz	t1 usec	Pulse Width (t2) usec	t3 usec	t4 usec	t5 usec	Total Segment Length usec
1	2	17	176319	98	1771	0	488380	666666
2	2	6	439643	73	1368	0	225509	666666
3	2	20	161033	84	1656	0	503809	666666
4	2	10	462810	64	1292	0	202436	666666
5	2	15	122096	97	1256	0	543120	666666
6	1	18	25964	78	0	0	640624	666666
7	3	14	453432	68	1795	1900	209335	666666
8	3	13	400485	100	1765	1572	262544	666666
9	3	16	381447	85	1147	1679	282138	666666
10	1	13	7862	77	0	0	658727	666666
11	1	20	220507	59	0	0	446100	666666
12	2	13	137919	66	1588	0	527027	666666
13	3	5	580989	82	1395	1294	82742	666666
14	3	20	483959	54	1541	1590	179414	666666
15	2	6	151814	86	1688	0	512992	666666

This test report may be reproduced in full only. The document may only be updated by MiCOM Labs personnel. All changes will be noted in the Document History section of the report.

16	3	13	194298	55	1483	1440	469280	666666
17	2	10	557263	99	1430	0	107775	666666
18	2	11	644712	64	1431	0	20395	666666

Type 5 #12 5501.52 [Back to Summary]

Burst Segment	Number of Pulses	Chirp Width MHz	t1 usec	Pulse Width (t2) usec	t3 usec	t4 usec	t5 usec	Total Segment Length usec
1	2	16	338044	99	1309	0	460449	800000
2	1	12	123510	90	0	0	676400	800000
3	3	9	689423	98	1422	1460	107401	800000
4	2	11	66447	58	1445	0	731992	800000
5	3	10	743554	76	1569	1434	53215	800000
6	2	13	125519	52	1690	0	672687	800000
7	1	5	78953	88	0	0	720959	800000
8	1	19	393333	100	0	0	406567	800000
9	3	5	423268	86	1285	1300	373889	800000
10	3	20	85500	97	1973	1926	710310	800000
11	3	19	503422	100	1833	1111	293334	800000
12	1	12	661361	94	0	0	138545	800000
13	3	12	415585	98	1836	1800	380485	800000
14	2	16	203431	68	1650	0	594783	800000
15	3	10	31444	81	1722	1225	765366	800000

Type 5 #13 5499.64 [Back to Summary]

Burst Segment	Number of Pulses	Chirp Width MHz	t1 usec	Pulse Width (t2) usec	t3 usec	t4 usec	t5 usec	Total Segment Length usec
1	3	12	871500	100	1077	1600	625523	1500000
2	1	18	289742	58	0	0	1210200	1500000
3	3	18	15392	74	1044	1001	1482341	1500000
4	3	18	234630	52	1465	1731	1262018	1500000
5	2	8	1277646	81	1276	0	220916	1500000
6	1	13	166894	69	0	0	1333037	1500000
7	3	6	526950	80	1119	1496	970195	1500000
8	2	19	938925	68	1660	0	559279	1500000

This test report may be reproduced in full only. The document may only be updated by MiCOM Labs personnel. All changes will be noted in the Document History section of the report.

Type 5 #14 5492.82 [Back to Summary]

Burst Segment	Number of Pulses	Chirp Width MHz	t1 usec	Pulse Width (t2) usec	t3 usec	t4 usec	t5 usec	Total Segment Length usec
1	1	9	586209	69	0	0	163722	750000
2	1	14	297777	96	0	0	452127	750000
3	3	14	336321	70	1307	1599	410563	750000
4	3	10	593726	93	1730	1103	153162	750000
5	2	6	584449	54	1896	0	163547	750000
6	3	15	700313	75	1309	1694	46459	750000
7	3	13	725514	55	1341	1234	21746	750000
8	2	7	89175	82	1781	0	658880	750000
9	2	5	389112	74	1780	0	358960	750000
10	1	18	22808	74	0	0	727118	750000
11	1	18	217595	78	0	0	532327	750000
12	1	10	249	63	0	0	749688	750000
13	1	20	65590	70	0	0	684340	750000
14	3	17	81877	73	1202	1090	665612	750000
15	2	18	704341	94	1087	0	44384	750000
16	1	15	465029	62	0	0	284909	750000

Type 5 #15 5496.42 [Back to Summary]

Burst Segment	Number of Pulses	Chirp Width MHz	t1 usec	Pulse Width (t2) usec	t3 usec	t4 usec	t5 usec	Total Segment Length usec
1	1	12	109071	70	0	0	522437	631578
2	2	17	171886	83	1248	0	458278	631578
3	1	20	385268	61	0	0	246249	631578
4	2	17	19989	68	1841	0	609612	631578
5	2	8	270938	50	1577	0	358963	631578
6	3	19	387239	93	1200	1066	241794	631578
7	3	12	627553	52	1653	1483	733	631578
8	3	17	428705	98	1591	1316	199672	631578
9	2	18	422106	97	1890	0	207388	631578
10	1	16	114440	67	0	0	517071	631578
11	1	7	382515	60	0	0	249003	631578
12	2	20	201077	71	1523	0	428836	631578
13	2	16	286887	73	1633	0	342912	631578
14	1	9	80421	87	0	0	551070	631578
15	2	18	277803	74	1074	0	352553	631578
16	1	16	409013	66	0	0	222499	631578
17	2	7	544386	52	1665	0	85423	631578
18	2	15	183717	72	1845	0	445872	631578

This test report may be reproduced in full only. The document may only be updated by MiCOM Labs personnel. All changes will be noted in the Document History section of the report.

19	1	14	570505	93	0	0	60980	631578

Type 5 #16 5505.77 [Back to Summary]

Burst Segment	Number of Pulses	Chirp Width MHz	t1 usec	Pulse Width (t2) usec	t3 usec	t4 usec	t5 usec	Total Segment Length usec
1	2	18	817973	51	1964	0	103037	923076
2	2	7	130479	85	1362	0	791065	923076
3	3	10	39106	62	1099	1766	880919	923076
4	1	17	384579	96	0	0	538401	923076
5	2	19	351914	56	1599	0	569451	923076
6	1	10	416388	91	0	0	506597	923076
7	1	19	531383	64	0	0	391629	923076
8	2	11	339768	81	1289	0	581857	923076
9	3	18	481356	58	1901	1822	437823	923076
10	1	6	502647	54	0	0	420375	923076
11	1	17	876757	62	0	0	46257	923076
12	3	20	234216	74	1311	1132	686195	923076
13	2	15	640963	85	1382	0	280561	923076

Type 5 #17 5501.32 [Back to Summary]

Burst Segment	Number of Pulses	Chirp Width MHz	t1 usec	Pulse Width (t2) usec	t3 usec	t4 usec	t5 usec	Total Segment Length usec
1	3	15	471009	96	1973	1472	858591	1333333
2	3	6	765459	96	1603	1562	564421	1333333
3	1	14	393488	69	0	0	939776	1333333
4	1	8	269098	63	0	0	1064172	1333333
5	2	6	596745	66	1089	0	735367	1333333
6	1	5	1049456	64	0	0	283813	1333333
7	1	12	272880	76	0	0	1060377	1333333
8	3	6	96164	83	1412	1096	1234412	1333333
9	3	18	1229729	75	1886	1195	100298	1333333

This test report may be reproduced in full only. The document may only be updated by MiCOM Labs personnel. All changes will be noted in the Document History section of the report.

Type 5 #18 5505.30 [Back to Summary]

Burst Segment	Number of Pulses	Chirp Width MHz	t1 usec	Pulse Width (t2) usec	t3 usec	t4 usec	t5 usec	Total Segment Length usec
1	3	15	393955	88	1286	1559	602936	1000000
2	1	14	542261	75	0	0	457664	1000000
3	3	13	715925	79	1156	1074	281608	1000000
4	1	6	89570	96	0	0	910334	1000000
5	2	16	881162	80	1473	0	117205	1000000
6	1	13	705359	59	0	0	294582	1000000
7	2	19	77707	72	1164	0	920985	1000000
8	1	10	500691	76	0	0	499233	1000000
9	2	10	110170	55	1711	0	888009	1000000
10	1	18	571886	65	0	0	428049	1000000
11	3	17	103007	83	1751	1972	893021	1000000
12	3	11	402770	100	1042	1206	594682	1000000

Type 5 #19 5496.08 [Back to Summary]

Burst Segment	Number of Pulses	Chirp Width MHz	t1 usec	Pulse Width (t2) usec	t3 usec	t4 usec	t5 usec	Total Segment Length usec
1	1	17	849460	81	0	0	7601	857142
2	1	11	382643	94	0	0	474405	857142
3	3	10	833462	78	1617	1324	20505	857142
4	3	12	47338	83	1602	1169	806784	857142
5	2	18	743364	64	1927	0	111723	857142
6	2	10	784511	91	1078	0	71371	857142
7	2	6	783774	57	1064	0	72190	857142
8	3	6	347050	97	1010	1432	507359	857142
9	1	6	357452	54	0	0	499636	857142
10	1	7	68483	82	0	0	788577	857142
11	2	12	298180	96	1037	0	557733	857142
12	1	16	738475	96	0	0	118571	857142
13	1	5	78553	82	0	0	778507	857142
14	2	6	445082	96	1212	0	410656	857142

This test report may be reproduced in full only. The document may only be updated by MiCOM Labs personnel. All changes will be noted in the Document History section of the report.

Type 5 #20 5497.77 [Back to Summary]

Burst Segment	Number of Pulses	Chirp Width MHz	t1 usec	Pulse Width (t2) usec	t3 usec	t4 usec	t5 usec	Total Segment Length usec
1	1	16	396854	52	0	0	694003	1090909
2	2	15	218791	87	1336	0	870608	1090909
3	3	16	271181	75	1821	1696	815986	1090909
4	3	5	1075	100	1112	1749	1086673	1090909
5	3	5	416239	99	1998	1374	671001	1090909
6	1	7	26053	88	0	0	1064768	1090909
7	1	11	73196	81	0	0	1017632	1090909
8	1	13	925455	80	0	0	165374	1090909
9	1	16	785504	85	0	0	305320	1090909
10	3	11	915943	67	1816	1353	171596	1090909
11	2	5	840705	97	1099	0	248911	1090909

Type 5 #21 5494.48 [Back to Summary]

Burst Segment	Number of Pulses	Chirp Width MHz	t1 usec	Pulse Width (t2) usec	t3 usec	t4 usec	t5 usec	Total Segment Length usec
1	1	15	399635	53	0	0	691221	1090909
2	1	10	631598	68	0	0	459243	1090909
3	1	9	133206	88	0	0	957615	1090909
4	2	8	480342	82	1137	0	609266	1090909
5	1	5	298948	91	0	0	791870	1090909
6	1	16	666849	100	0	0	423960	1090909
7	2	12	255129	51	1129	0	834549	1090909
8	3	18	1053381	55	1127	1001	35235	1090909
9	3	15	160862	59	1945	1364	926561	1090909
10	3	5	787890	61	1264	1382	300190	1090909
11	2	12	311778	75	1843	0	777138	1090909

This test report may be reproduced in full only. The document may only be updated by MiCOM Labs personnel. All changes will be noted in the Document History section of the report.

Type 5 #22 5490.59 [Back to Summary]

Burst Segment	Number of Pulses	Chirp Width MHz	t1 usec	Pulse Width (t2) usec	t3 usec	t4 usec	t5 usec	Total Segment Length usec
1	3	6	461751	90	1968	1755	240138	705882
2	1	12	570857	93	0	0	134932	705882
3	3	9	169533	60	1306	1627	533236	705882
4	1	13	612857	62	0	0	92963	705882
5	3	14	243929	56	1760	1662	458363	705882
6	1	18	450010	65	0	0	255807	705882
7	3	18	148090	57	1119	1142	555360	705882
8	3	11	352439	98	1974	1620	349555	705882
9	3	12	53148	94	1849	1984	648619	705882
10	1	9	163545	69	0	0	542268	705882
11	1	5	606245	71	0	0	99566	705882
12	1	9	287750	66	0	0	418066	705882
13	2	5	40550	50	1813	0	663419	705882
14	2	7	293641	69	1163	0	410940	705882
15	2	18	174852	62	1586	0	529320	705882
16	1	16	203741	71	0	0	502070	705882
17	3	6	251577	68	1209	1447	451445	705882

Type 5 #23 5499.60 [Back to Summary]

Burst Segment	Number of Pulses	Chirp Width MHz	t1 usec	Pulse Width (t2) usec	t3 usec	t4 usec	t5 usec	Total Segment Length usec
1	3	6	478313	70	1283	1017	376319	857142
2	2	12	409447	51	1601	0	445992	857142
3	3	18	778539	91	1469	1824	75037	857142
4	3	5	144922	51	1415	1697	708955	857142
5	3	12	37795	71	1035	1493	816606	857142
6	2	14	460343	91	1455	0	395162	857142
7	3	6	680998	99	1880	1400	172567	857142
8	2	6	602385	90	1647	0	252930	857142
9	2	11	461886	96	1343	0	393721	857142
10	1	11	284080	76	0	0	572986	857142
11	1	8	195785	58	0	0	661299	857142
12	3	13	96692	78	1159	1983	757074	857142
13	3	11	419594	96	1272	1114	434874	857142
14	3	9	534369	51	1237	1425	319958	857142

This test report may be reproduced in full only. The document may only be updated by MiCOM Labs personnel. All changes will be noted in the Document History section of the report.

Type 5 #24 5496.16 [Back to Summary]

Burst Segment	Number of Pulses	Chirp Width MHz	t1 usec	Pulse Width (t2) usec	t3 usec	t4 usec	t5 usec	Total Segment Length usec
1	2	19	484918	57	1546	0	313422	800000
2	1	8	224778	75	0	0	575147	800000
3	1	11	462686	56	0	0	337258	800000
4	3	5	351878	93	1847	1273	444723	800000
5	3	18	514554	99	1803	1112	282234	800000
6	1	17	125677	93	0	0	674230	800000
7	1	19	383087	58	0	0	416855	800000
8	2	6	5352	86	1966	0	792510	800000
9	3	12	587563	50	1923	1510	208854	800000
10	1	13	595569	92	0	0	204339	800000
11	3	11	651481	50	1964	1984	144421	800000
12	2	10	718380	83	1776	0	79678	800000
13	1	16	26668	65	0	0	773267	800000
14	1	8	763763	100	0	0	36137	800000
15	1	17	49461	51	0	0	750488	800000

Type 5 #25 5505.03 [Back to Summary]

Burst Segment	Number of Pulses	Chirp Width MHz	t1 usec	Pulse Width (t2) usec	t3 usec	t4 usec	t5 usec	Total Segment Length usec
1	2	10	230304	72	1056	0	435162	666666
2	1	17	517848	91	0	0	148727	666666
3	1	7	543508	95	0	0	123063	666666
4	1	15	625951	97	0	0	40618	666666
5	1	8	71023	87	0	0	595556	666666
6	2	17	317490	86	1890	0	347114	666666
7	3	19	83688	54	1521	1707	579588	666666
8	3	14	376417	80	1552	1490	286967	666666
9	1	20	62189	64	0	0	604413	666666
10	2	18	144238	59	1882	0	520428	666666
11	3	9	26529	65	1075	1995	636872	666666
12	3	16	111055	87	1720	1561	552069	666666
13	3	16	265833	66	1923	1255	397457	666666
14	3	8	113092	60	1606	1371	550417	666666
15	2	12	8820	86	1219	0	656455	666666
16	1	20	5512	76	0	0	661078	666666
17	1	17	393023	99	0	0	273544	666666
18	2	6	571603	86	1071	0	93820	666666

This test report may be reproduced in full only. The document may only be updated by MiCOM Labs personnel. All changes will be noted in the Document History section of the report.

Type 5 #26 5495.35 [Back to Summary]

Burst Segment	Number of Pulses	Chirp Width MHz	t1 usec	Pulse Width (t2) usec	t3 usec	t4 usec	t5 usec	Total Segment Length usec
1	3	11	160814	97	1452	1968	467053	631578
2	1	17	27079	63	0	0	604436	631578
3	3	7	442445	100	1925	1124	185784	631578
4	1	15	455047	80	0	0	176451	631578
5	2	14	383010	59	1159	0	247291	631578
6	2	10	433152	96	1810	0	196424	631578
7	3	10	151676	57	1733	1538	476460	631578
8	3	12	529435	63	1964	1843	98147	631578
9	3	10	547275	96	1266	1802	80947	631578
10	2	12	263491	87	1494	0	366419	631578
11	1	15	203417	62	0	0	428099	631578
12	1	14	212820	93	0	0	418665	631578
13	3	6	396529	73	1358	1534	231938	631578
14	2	19	523	69	1733	0	629184	631578
15	1	19	495719	85	0	0	135774	631578
16	2	18	341532	85	1341	0	288535	631578
17	1	6	155946	94	0	0	475538	631578
18	1	8	308956	86	0	0	322536	631578
19	3	16	393157	96	1427	1856	234850	631578

Type 5 #27 5508.02 [Back to Summary]

Burst Segment	Number of Pulses	Chirp Width MHz	t1 usec	Pulse Width (t2) usec	t3 usec	t4 usec	t5 usec	Total Segment Length usec
1	2	13	951681	82	1802	0	546353	1500000
2	2	14	659829	74	1008	0	839015	1500000
3	2	9	263926	87	1459	0	1234441	1500000
4	2	13	433222	71	1082	0	1065554	1500000
5	3	18	607466	69	1167	1815	889345	1500000
6	3	20	385887	74	1001	1574	1111316	1500000
7	1	11	1237810	94	0	0	262096	1500000
8	1	16	267860	51	0	0	1232089	1500000

This test report may be reproduced in full only. The document may only be updated by MiCOM Labs personnel. All changes will be noted in the Document History section of the report.

Type 5 #28 5494.46 [Back to Summary]

Burst Segment	Number of Pulses	Chirp Width MHz	t1 usec	Pulse Width (t2) usec	t3 usec	t4 usec	t5 usec	Total Segment Length usec
1	1	17	648255	53	0	0	151692	800000
2	3	5	249637	99	1726	1293	547047	800000
3	3	10	623656	89	1035	1008	174034	800000
4	2	8	932	100	1415	0	797453	800000
5	2	18	531007	50	1123	0	267770	800000
6	2	10	316343	53	1484	0	482067	800000
7	3	16	37106	96	1685	1322	759599	800000
8	2	12	605123	92	1919	0	192774	800000
9	3	15	666622	85	1485	1727	129911	800000
10	2	17	380816	52	1034	0	418046	800000
11	3	15	547766	78	1053	1941	249006	800000
12	1	20	299810	79	0	0	500111	800000
13	3	7	278910	96	1869	1611	517322	800000
14	3	5	395766	87	1163	1788	401022	800000
15	1	10	172795	98	0	0	627107	800000

Type 5 #29 5493.66 [Back to Summary]

Burst Segment	Number of Pulses	Chirp Width MHz	t1 usec	Pulse Width (t2) usec	t3 usec	t4 usec	t5 usec	Total Segment Length usec
1	3	15	270164	78	1307	1727	476568	750000
2	1	7	15440	57	0	0	734503	750000
3	1	15	373049	55	0	0	376896	750000
4	3	11	389972	98	1861	1771	356102	750000
5	2	12	230577	55	1698	0	517615	750000
6	3	16	534289	94	1267	1319	212843	750000
7	3	5	211452	86	1388	1025	535877	750000
8	1	13	605593	54	0	0	144353	750000
9	3	10	268257	72	1417	1629	478481	750000
10	2	13	66285	97	1860	0	681661	750000
11	2	5	48313	85	1822	0	699695	750000
12	3	20	651900	100	1491	1631	94678	750000
13	3	13	81534	65	1381	1620	665270	750000
14	3	10	534066	84	1778	1216	212688	750000
15	3	7	275776	84	1281	1679	471012	750000
16	1	16	344669	89	0	0	405242	750000

This test report may be reproduced in full only. The document may only be updated by MiCOM Labs personnel. All changes will be noted in the Document History section of the report.

Type 6 #1 [Back to Summary]									
This table contains a list of 100 hop frequencies, randomly selected from 5250-5724MHz in 1MHz steps									
#01-5538	#02-5310	#03-5601	#04-5477	#05-5587	#06-5612	#07-5325	#08-5553	#09-5535	#10-5335
#11-5551	#12-5508	#13-5507	#14-5575	#15-5414	#16-5545	#17-5487	#18-5481	#19-5393	#20-5484
#21-5402	#22-5592	#23-5482	#24-5637	#25-5377	#26-5430	#27-5705	#28-5264	#29-5673	#30-5374
#31-5617	#32-5452	#33-5382	#34-5683	#35-5633	#36-5598	#37-5631	#38-5504	#39-5711	#40-5287
#41-5537	#42-5574	#43-5516	#44-5435	#45-5429	#46-5485	#47-5431	#48-5590	#49-5709	#50-5289
#51-5532	#52-5682	#53-5368	#54-5469	#55-5670	#56-5688	#57-5349	#58-5407	#59-5311	#60-5605
#61-5410	#62-5442	#63-5348	#64-5375	#65-5549	#66-5666	#67-5540	#68-5638	#69-5707	#70-5494
#71-5355	#72-5671	#73-5338	#74-5524	#75-5398	#76-5334	#77-5464	#78-5295	#79-5667	#80-5404
#81-5554	#82-5381	#83-5476	#84-5693	#85-5356	#86-5675	#87-5336	#88-5303	#89-5661	#90-5490
#91-5300	#92-5320	#93-5306	#94-5288	#95-5577	#96-5421	#97-5640	#98-5595	#99-5486	#100-5401

Type 6 #2 [Back to Summary]									
This table contains a list of 100 hop frequencies, randomly selected from 5250-5724MHz in 1MHz steps									
#01-5461	#02-5357	#03-5638	#04-5641	#05-5325	#06-5578	#07-5361	#08-5334	#09-5703	#10-5494
#11-5696	#12-5552	#13-5665	#14-5699	#15-5444	#16-5584	#17-5694	#18-5388	#19-5366	#20-5619
#21-5259	#22-5284	#23-5347	#24-5618	#25-5278	#26-5296	#27-5642	#28-5567	#29-5548	#30-5343
#31-5556	#32-5431	#33-5253	#34-5342	#35-5273	#36-5563	#37-5301	#38-5281	#39-5483	#40-5667
#41-5576	#42-5511	#43-5530	#44-5349	#45-5478	#46-5603	#47-5702	#48-5306	#49-5626	#50-5326
#51-5369	#52-5507	#53-5452	#54-5323	#55-5540	#56-5311	#57-5660	#58-5518	#59-5610	#60-5663
#61-5514	#62-5549	#63-5572	#64-5675	#65-5605	#66-5532	#67-5662	#68-5545	#69-5607	#70-5676
#71-5407	#72-5497	#73-5542	#74-5524	#75-5673	#76-5288	#77-5590	#78-5492	#79-5442	#80-5480
#81-5471	#82-5615	#83-5709	#84-5506	#85-5547	#86-5398	#87-5314	#88-5591	#89-5559	#90-5654
#91-5500	#92-5653	#93-5346	#94-5498	#95-5688	#96-5505	#97-5487	#98-5555	#99-5294	#100-5550

Type 6 #3 [Back to Summary]									
This table contains a list of 100 hop frequencies, randomly selected from 5250-5724MHz in 1MHz steps									
#01-5723	#02-5479	#03-5496	#04-5362	#05-5621	#06-5653	#07-5269	#08-5418	#09-5433	#10-5453
#11-5328	#12-5682	#13-5724	#14-5582	#15-5504	#16-5677	#17-5288	#18-5310	#19-5528	#20-5343
#21-5595	#22-5675	#23-5683	#24-5423	#25-5360	#26-5493	#27-5718	#28-5478	#29-5699	#30-5549
#31-5640	#32-5570	#33-5375	#34-5274	#35-5523	#36-5463	#37-5394	#38-5650	#39-5469	#40-5295
#41-5458	#42-5408	#43-5356	#44-5576	#45-5543	#46-5654	#47-5488	#48-5719	#49-5260	#50-5466
#51-5427	#52-5277	#53-5676	#54-5680	#55-5298	#56-5521	#57-5626	#58-5664	#59-5511	#60-5409
#61-5276	#62-5459	#63-5628	#64-5412	#65-5599	#66-5557	#67-5706	#68-5464	#69-5619	#70-5384
#71-5308	#72-5387	#73-5516	#74-5577	#75-5268	#76-5604	#77-5431	#78-5255	#79-5468	#80-5482
#81-5372	#82-5613	#83-5618	#84-5419	#85-5701	#86-5252	#87-5562	#88-5454	#89-5389	#90-5309
#91-5519	#92-5674	#93-5414	#94-5304	#95-5655	#96-5263	#97-5520	#98-5572	#99-5292	#100-5693

This test report may be reproduced in full only. The document may only be updated by MiCOM Labs personnel. All changes will be noted in the Document History section of the report.

Type 6 #4 [Back to Summary]									
This table contains a list of 100 hop frequencies, randomly selected from 5250-5724MHz in 1MHz steps									
#01-5628	#02-5543	#03-5506	#04-5668	#05-5607	#06-5309	#07-5330	#08-5404	#09-5276	#10-5445
#11-5701	#12-5523	#13-5468	#14-5429	#15-5581	#16-5703	#17-5627	#18-5414	#19-5720	#20-5723
#21-5279	#22-5592	#23-5567	#24-5374	#25-5578	#26-5423	#27-5376	#28-5324	#29-5711	#30-5673
#31-5635	#32-5329	#33-5645	#34-5715	#35-5601	#36-5444	#37-5308	#38-5679	#39-5395	#40-5630
#41-5717	#42-5323	#43-5697	#44-5671	#45-5616	#46-5687	#47-5600	#48-5284	#49-5618	#50-5407
#51-5297	#52-5695	#53-5599	#54-5675	#55-5664	#56-5544	#57-5610	#58-5678	#59-5290	#60-5497
#61-5316	#62-5426	#63-5602	#64-5477	#65-5552	#66-5386	#67-5269	#68-5661	#69-5343	#70-5286
#71-5519	#72-5594	#73-5427	#74-5460	#75-5500	#76-5250	#77-5676	#78-5304	#79-5282	#80-5366
#81-5651	#82-5505	#83-5488	#84-5650	#85-5509	#86-5355	#87-5550	#88-5551	#89-5631	#90-5494
#91-5263	#92-5663	#93-5363	#94-5670	#95-5388	#96-5360	#97-5562	#98-5406	#99-5320	#100-5367

Type 6 #5 [Back to Summary]									
This table contains a list of 100 hop frequencies, randomly selected from 5250-5724MHz in 1MHz steps									
#01-5316	#02-5400	#03-5427	#04-5329	#05-5339	#06-5442	#07-5564	#08-5394	#09-5652	#10-5361
#11-5626	#12-5605	#13-5407	#14-5272	#15-5484	#16-5556	#17-5517	#18-5335	#19-5692	#20-5687
#21-5657	#22-5673	#23-5250	#24-5453	#25-5311	#26-5563	#27-5359	#28-5338	#29-5646	#30-5323
#31-5529	#32-5494	#33-5434	#34-5370	#35-5583	#36-5470	#37-5587	#38-5358	#39-5317	#40-5350
#41-5336	#42-5349	#43-5395	#44-5307	#45-5681	#46-5647	#47-5629	#48-5334	#49-5476	#50-5438
#51-5357	#52-5368	#53-5399	#54-5699	#55-5268	#56-5500	#57-5333	#58-5473	#59-5579	#60-5382
#61-5420	#62-5286	#63-5414	#64-5374	#65-5628	#66-5297	#67-5584	#68-5620	#69-5557	#70-5253
#71-5606	#72-5436	#73-5433	#74-5366	#75-5714	#76-5302	#77-5306	#78-5327	#79-5660	#80-5465
#81-5685	#82-5678	#83-5452	#84-5275	#85-5565	#86-5601	#87-5482	#88-5263	#89-5611	#90-5644
#91-5483	#92-5505	#93-5625	#94-5287	#95-5462	#96-5602	#97-5506	#98-5498	#99-5641	#100-5264

Type 6 #6 [Back to Summary]									
This table contains a list of 100 hop frequencies, randomly selected from 5250-5724MHz in 1MHz steps									
#01-5619	#02-5621	#03-5292	#04-5356	#05-5589	#06-5504	#07-5325	#08-5343	#09-5350	#10-5674
#11-5414	#12-5675	#13-5569	#14-5386	#15-5559	#16-5304	#17-5680	#18-5354	#19-5359	#20-5293
#21-5366	#22-5686	#23-5678	#24-5653	#25-5465	#26-5677	#27-5299	#28-5451	#29-5308	#30-5684
#31-5437	#32-5286	#33-5442	#34-5378	#35-5523	#36-5495	#37-5617	#38-5263	#39-5662	#40-5518
#41-5544	#42-5534	#43-5340	#44-5591	#45-5270	#46-5407	#47-5646	#48-5401	#49-5388	#50-5597
#51-5623	#52-5657	#53-5668	#54-5364	#55-5615	#56-5637	#57-5454	#58-5599	#59-5479	#60-5291
#61-5715	#62-5702	#63-5639	#64-5382	#65-5669	#66-5430	#67-5506	#68-5434	#69-5462	#70-5346
#71-5573	#72-5392	#73-5394	#74-5562	#75-5515	#76-5484	#77-5433	#78-5431	#79-5432	#80-5387
#81-5532	#82-5298	#83-5413	#84-5539	#85-5510	#86-5435	#87-5409	#88-5605	#89-5704	#90-5533
#91-5313	#92-5289	#93-5502	#94-5363	#95-5310	#96-5564	#97-5625	#98-5461	#99-5663	#100-5491

This test report may be reproduced in full only. The document may only be updated by MiCOM Labs personnel. All changes will be noted in the Document History section of the report.

Type 6 #7 [Back to Summary]									
This table contains a list of 100 hop frequencies, randomly selected from 5250-5724MHz in 1MHz steps									
#01-5299	#02-5514	#03-5523	#04-5526	#05-5349	#06-5402	#07-5271	#08-5417	#09-5296	#10-5629
#11-5432	#12-5654	#13-5475	#14-5567	#15-5409	#16-5720	#17-5347	#18-5554	#19-5482	#20-5537
#21-5292	#22-5534	#23-5614	#24-5575	#25-5449	#26-5479	#27-5424	#28-5511	#29-5592	#30-5531
#31-5650	#32-5593	#33-5255	#34-5647	#35-5490	#36-5636	#37-5607	#38-5505	#39-5552	#40-5512
#41-5621	#42-5717	#43-5598	#44-5361	#45-5433	#46-5536	#47-5467	#48-5487	#49-5569	#50-5527
#51-5632	#52-5431	#53-5480	#54-5448	#55-5489	#56-5625	#57-5673	#58-5326	#59-5595	#60-5703
#61-5484	#62-5549	#63-5704	#64-5563	#65-5648	#66-5327	#67-5413	#68-5333	#69-5464	#70-5298
#71-5655	#72-5275	#73-5396	#74-5542	#75-5266	#76-5463	#77-5265	#78-5668	#79-5681	#80-5274
#81-5273	#82-5253	#83-5268	#84-5412	#85-5500	#86-5250	#87-5345	#88-5687	#89-5635	#90-5573
#91-5278	#92-5321	#93-5477	#94-5618	#95-5509	#96-5708	#97-5390	#98-5323	#99-5485	#100-5313

Type 6 #8 [Back to Summary]									
This table contains a list of 100 hop frequencies, randomly selected from 5250-5724MHz in 1MHz steps									
#01-5583	#02-5501	#03-5455	#04-5302	#05-5672	#06-5608	#07-5460	#08-5310	#09-5652	#10-5271
#11-5459	#12-5526	#13-5485	#14-5685	#15-5400	#16-5398	#17-5354	#18-5327	#19-5318	#20-5370
#21-5658	#22-5388	#23-5331	#24-5722	#25-5325	#26-5314	#27-5372	#28-5664	#29-5480	#30-5684
#31-5541	#32-5675	#33-5512	#34-5665	#35-5410	#36-5636	#37-5295	#38-5396	#39-5461	#40-5477
#41-5470	#42-5708	#43-5552	#44-5543	#45-5519	#46-5716	#47-5657	#48-5361	#49-5604	#50-5313
#51-5255	#52-5365	#53-5379	#54-5444	#55-5419	#56-5457	#57-5702	#58-5486	#59-5521	#60-5554
#61-5692	#62-5509	#63-5264	#64-5545	#65-5525	#66-5489	#67-5353	#68-5682	#69-5274	#70-5581
#71-5618	#72-5437	#73-5405	#74-5504	#75-5428	#76-5530	#77-5322	#78-5439	#79-5369	#80-5330
#81-5670	#82-5397	#83-5536	#84-5690	#85-5466	#86-5562	#87-5418	#88-5700	#89-5680	#90-5641
#91-5265	#92-5346	#93-5284	#94-5505	#95-5421	#96-5382	#97-5607	#98-5257	#99-5646	#100-5289

Type 6 #9 [Back to Summary]									
This table contains a list of 100 hop frequencies, randomly selected from 5250-5724MHz in 1MHz steps									
#01-5398	#02-5472	#03-5667	#04-5289	#05-5640	#06-5279	#07-5421	#08-5535	#09-5296	#10-5704
#11-5434	#12-5612	#13-5702	#14-5563	#15-5592	#16-5258	#17-5560	#18-5273	#19-5516	#20-5514
#21-5579	#22-5606	#23-5662	#24-5521	#25-5389	#26-5407	#27-5394	#28-5275	#29-5626	#30-5307
#31-5658	#32-5362	#33-5409	#34-5438	#35-5522	#36-5649	#37-5594	#38-5650	#39-5550	#40-5533
#41-5722	#42-5609	#43-5654	#44-5701	#45-5456	#46-5378	#47-5368	#48-5445	#49-5637	#50-5412
#51-5546	#52-5584	#53-5465	#54-5382	#55-5534	#56-5395	#57-5625	#58-5483	#59-5396	#60-5633
#61-5713	#62-5295	#63-5322	#64-5452	#65-5291	#66-5634	#67-5447	#68-5708	#69-5695	#70-5677
#71-5686	#72-5315	#73-5261	#74-5674	#75-5463	#76-5486	#77-5324	#78-5621	#79-5277	#80-5254
#81-5255	#82-5365	#83-5448	#84-5317	#85-5648	#86-5575	#87-5700	#88-5665	#89-5655	#90-5384
#91-5404	#92-5272	#93-5636	#94-5386	#95-5482	#96-5590	#97-5564	#98-5573	#99-5330	#100-5613

This test report may be reproduced in full only. The document may only be updated by MiCOM Labs personnel. All changes will be noted in the Document History section of the report.

Type 6 #10 [Back to Summary]									
This table contains a list of 100 hop frequencies, randomly selected from 5250-5724MHz in 1MHz steps									
#01-5443	#02-5659	#03-5283	#04-5419	#05-5477	#06-5696	#07-5425	#08-5509	#09-5285	#10-5552
#11-5666	#12-5609	#13-5380	#14-5309	#15-5719	#16-5261	#17-5280	#18-5655	#19-5335	#20-5434
#21-5519	#22-5392	#23-5441	#24-5574	#25-5662	#26-5389	#27-5411	#28-5515	#29-5416	#30-5516
#31-5367	#32-5386	#33-5598	#34-5714	#35-5542	#36-5530	#37-5438	#38-5683	#39-5475	#40-5319
#41-5369	#42-5393	#43-5331	#44-5277	#45-5256	#46-5422	#47-5648	#48-5468	#49-5399	#50-5528
#51-5259	#52-5616	#53-5703	#54-5627	#55-5284	#56-5263	#57-5593	#58-5548	#59-5472	#60-5506
#61-5320	#62-5374	#63-5322	#64-5697	#65-5584	#66-5365	#67-5400	#68-5724	#69-5359	#70-5547
#71-5656	#72-5692	#73-5487	#74-5297	#75-5588	#76-5698	#77-5582	#78-5589	#79-5650	#80-5535
#81-5649	#82-5461	#83-5325	#84-5500	#85-5357	#86-5507	#87-5529	#88-5474	#89-5351	#90-5524
#91-5279	#92-5254	#93-5470	#94-5427	#95-5668	#96-5618	#97-5617	#98-5330	#99-5353	#100-5318

Type 6 #11 [Back to Summary]									
This table contains a list of 100 hop frequencies, randomly selected from 5250-5724MHz in 1MHz steps									
#01-5500	#02-5671	#03-5254	#04-5311	#05-5580	#06-5615	#07-5642	#08-5471	#09-5448	#10-5611
#11-5263	#12-5398	#13-5298	#14-5373	#15-5290	#16-5625	#17-5616	#18-5577	#19-5268	#20-5431
#21-5590	#22-5688	#23-5267	#24-5584	#25-5478	#26-5515	#27-5639	#28-5696	#29-5283	#30-5683
#31-5454	#32-5545	#33-5685	#34-5378	#35-5495	#36-5296	#37-5651	#38-5557	#39-5605	#40-5326
#41-5392	#42-5716	#43-5322	#44-5578	#45-5339	#46-5250	#47-5266	#48-5312	#49-5646	#50-5452
#51-5537	#52-5654	#53-5395	#54-5558	#55-5315	#56-5700	#57-5415	#58-5653	#59-5533	#60-5443
#61-5412	#62-5636	#63-5379	#64-5570	#65-5353	#66-5598	#67-5710	#68-5612	#69-5599	#70-5593
#71-5406	#72-5386	#73-5343	#74-5367	#75-5282	#76-5667	#77-5623	#78-5377	#79-5350	#80-5462
#81-5585	#82-5663	#83-5719	#84-5635	#85-5464	#86-5432	#87-5469	#88-5660	#89-5382	#90-5666
#91-5684	#92-5405	#93-5467	#94-5650	#95-5305	#96-5527	#97-5401	#98-5607	#99-5553	#100-5365

Type 6 #12 [Back to Summary]									
This table contains a list of 100 hop frequencies, randomly selected from 5250-5724MHz in 1MHz steps									
#01-5383	#02-5711	#03-5391	#04-5678	#05-5316	#06-5264	#07-5438	#08-5279	#09-5357	#10-5315
#11-5415	#12-5712	#13-5716	#14-5701	#15-5384	#16-5410	#17-5661	#18-5451	#19-5686	#20-5426
#21-5536	#22-5601	#23-5577	#24-5433	#25-5575	#26-5634	#27-5472	#28-5392	#29-5547	#30-5310
#31-5656	#32-5306	#33-5308	#34-5603	#35-5502	#36-5477	#37-5291	#38-5516	#39-5593	#40-5367
#41-5655	#42-5298	#43-5273	#44-5518	#45-5311	#46-5476	#47-5674	#48-5645	#49-5366	#50-5465
#51-5452	#52-5376	#53-5554	#54-5506	#55-5682	#56-5352	#57-5406	#58-5517	#59-5295	#60-5456
#61-5296	#62-5359	#63-5653	#64-5362	#65-5448	#66-5632	#67-5368	#68-5394	#69-5582	#70-5568
#71-5673	#72-5605	#73-5553	#74-5640	#75-5514	#76-5407	#77-5523	#78-5430	#79-5570	#80-5453
#81-5385	#82-5721	#83-5343	#84-5333	#85-5414	#86-5436	#87-5432	#88-5251	#89-5614	#90-5409
#91-5382	#92-5364	#93-5475	#94-5263	#95-5722	#96-5320	#97-5594	#98-5327	#99-5427	#100-5677

This test report may be reproduced in full only. The document may only be updated by MiCOM Labs personnel. All changes will be noted in the Document History section of the report.

Type 6 #13 [Back to Summary]									
This table contains a list of 100 hop frequencies, randomly selected from 5250-5724MHz in 1MHz steps									
#01-5555	#02-5292	#03-5563	#04-5723	#05-5718	#06-5548	#07-5275	#08-5451	#09-5655	#10-5698
#11-5722	#12-5313	#13-5538	#14-5284	#15-5705	#16-5396	#17-5491	#18-5407	#19-5552	#20-5663
#21-5480	#22-5381	#23-5293	#24-5297	#25-5458	#26-5432	#27-5499	#28-5583	#29-5308	#30-5478
#31-5350	#32-5513	#33-5291	#34-5575	#35-5437	#36-5581	#37-5609	#38-5422	#39-5524	#40-5684
#41-5435	#42-5385	#43-5300	#44-5274	#45-5450	#46-5687	#47-5340	#48-5448	#49-5334	#50-5661
#51-5516	#52-5375	#53-5616	#54-5537	#55-5431	#56-5680	#57-5671	#58-5339	#59-5567	#60-5677
#61-5321	#62-5640	#63-5493	#64-5688	#65-5408	#66-5379	#67-5683	#68-5386	#69-5607	#70-5709
#71-5277	#72-5704	#73-5294	#74-5721	#75-5273	#76-5258	#77-5469	#78-5699	#79-5542	#80-5559
#81-5643	#82-5621	#83-5479	#84-5394	#85-5482	#86-5635	#87-5519	#88-5579	#89-5572	#90-5612
#91-5520	#92-5337	#93-5590	#94-5425	#95-5694	#96-5685	#97-5490	#98-5672	#99-5303	#100-5531

Type 6 #14 [Back to Summary]									
This table contains a list of 100 hop frequencies, randomly selected from 5250-5724MHz in 1MHz steps									
#01-5348	#02-5637	#03-5492	#04-5435	#05-5686	#06-5648	#07-5331	#08-5518	#09-5661	#10-5666
#11-5675	#12-5379	#13-5489	#14-5377	#15-5710	#16-5450	#17-5476	#18-5337	#19-5429	#20-5341
#21-5499	#22-5354	#23-5631	#24-5407	#25-5557	#26-5500	#27-5448	#28-5619	#29-5276	#30-5488
#31-5277	#32-5545	#33-5709	#34-5712	#35-5683	#36-5521	#37-5711	#38-5438	#39-5481	#40-5304
#41-5676	#42-5579	#43-5682	#44-5351	#45-5298	#46-5454	#47-5699	#48-5290	#49-5446	#50-5691
#51-5401	#52-5643	#53-5717	#54-5330	#55-5305	#56-5491	#57-5498	#58-5572	#59-5320	#60-5291
#61-5639	#62-5436	#63-5352	#64-5669	#65-5392	#66-5502	#67-5654	#68-5623	#69-5375	#70-5390
#71-5644	#72-5413	#73-5673	#74-5306	#75-5509	#76-5295	#77-5473	#78-5555	#79-5522	#80-5600
#81-5626	#82-5414	#83-5719	#84-5603	#85-5465	#86-5470	#87-5665	#88-5634	#89-5479	#90-5580
#91-5406	#92-5630	#93-5677	#94-5360	#95-5681	#96-5317	#97-5503	#98-5404	#99-5322	#100-5642

Type 6 #15 [Back to Summary]									
This table contains a list of 100 hop frequencies, randomly selected from 5250-5724MHz in 1MHz steps									
#01-5356	#02-5435	#03-5713	#04-5526	#05-5571	#06-5437	#07-5334	#08-5639	#09-5476	#10-5292
#11-5703	#12-5508	#13-5398	#14-5438	#15-5269	#16-5683	#17-5714	#18-5390	#19-5481	#20-5704
#21-5659	#22-5342	#23-5624	#24-5604	#25-5343	#26-5525	#27-5468	#28-5598	#29-5455	#30-5346
#31-5358	#32-5260	#33-5646	#34-5685	#35-5285	#36-5676	#37-5357	#38-5387	#39-5446	#40-5580
#41-5565	#42-5354	#43-5363	#44-5651	#45-5419	#46-5524	#47-5647	#48-5662	#49-5514	#50-5377
#51-5648	#52-5708	#53-5264	#54-5535	#55-5359	#56-5433	#57-5296	#58-5693	#59-5460	#60-5379
#61-5692	#62-5586	#63-5329	#64-5709	#65-5257	#66-5606	#67-5253	#68-5284	#69-5374	#70-5344
#71-5511	#72-5677	#73-5649	#74-5250	#75-5546	#76-5661	#77-5347	#78-5557	#79-5706	#80-5336
#81-5553	#82-5702	#83-5474	#84-5566	#85-5341	#86-5478	#87-5369	#88-5381	#89-5699	#90-5428
#91-5337	#92-5567	#93-5350	#94-5632	#95-5614	#96-5275	#97-5274	#98-5406	#99-5509	#100-5397

This test report may be reproduced in full only. The document may only be updated by MiCOM Labs personnel. All changes will be noted in the Document History section of the report.

Type 6 #16 [Back to Summary]									
This table contains a list of 100 hop frequencies, randomly selected from 5250-5724MHz in 1MHz steps									
#01-5524	#02-5336	#03-5546	#04-5678	#05-5606	#06-5282	#07-5460	#08-5709	#09-5484	#10-5415
#11-5682	#12-5637	#13-5531	#14-5254	#15-5687	#16-5264	#17-5332	#18-5718	#19-5341	#20-5638
#21-5703	#22-5708	#23-5721	#24-5650	#25-5581	#26-5447	#27-5585	#28-5337	#29-5319	#30-5450
#31-5409	#32-5390	#33-5294	#34-5330	#35-5569	#36-5295	#37-5402	#38-5475	#39-5327	#40-5525
#41-5601	#42-5582	#43-5442	#44-5659	#45-5674	#46-5461	#47-5333	#48-5689	#49-5651	#50-5261
#51-5666	#52-5413	#53-5417	#54-5383	#55-5418	#56-5541	#57-5339	#58-5621	#59-5346	#60-5408
#61-5422	#62-5372	#63-5640	#64-5284	#65-5256	#66-5542	#67-5592	#68-5642	#69-5586	#70-5286
#71-5371	#72-5515	#73-5311	#74-5700	#75-5370	#76-5364	#77-5410	#78-5308	#79-5508	#80-5697
#81-5636	#82-5278	#83-5680	#84-5506	#85-5379	#86-5644	#87-5352	#88-5478	#89-5667	#90-5653
#91-5382	#92-5594	#93-5607	#94-5529	#95-5259	#96-5399	#97-5334	#98-5497	#99-5297	#100-5275

Type 6 #17 [Back to Summary]									
This table contains a list of 100 hop frequencies, randomly selected from 5250-5724MHz in 1MHz steps									
#01-5278	#02-5645	#03-5701	#04-5293	#05-5526	#06-5686	#07-5582	#08-5500	#09-5259	#10-5570
#11-5680	#12-5538	#13-5381	#14-5687	#15-5329	#16-5452	#17-5721	#18-5438	#19-5532	#20-5429
#21-5357	#22-5382	#23-5568	#24-5481	#25-5341	#26-5401	#27-5633	#28-5423	#29-5474	#30-5345
#31-5540	#32-5590	#33-5253	#34-5651	#35-5585	#36-5402	#37-5600	#38-5551	#39-5517	#40-5335
#41-5632	#42-5644	#43-5537	#44-5638	#45-5319	#46-5398	#47-5297	#48-5320	#49-5606	#50-5413
#51-5592	#52-5643	#53-5620	#54-5327	#55-5450	#56-5536	#57-5434	#58-5535	#59-5673	#60-5326
#61-5510	#62-5390	#63-5378	#64-5285	#65-5469	#66-5300	#67-5370	#68-5612	#69-5265	#70-5344
#71-5449	#72-5463	#73-5281	#74-5586	#75-5412	#76-5668	#77-5354	#78-5563	#79-5541	#80-5698
#81-5657	#82-5251	#83-5722	#84-5334	#85-5508	#86-5676	#87-5313	#88-5366	#89-5706	#90-5386
#91-5555	#92-5383	#93-5312	#94-5498	#95-5371	#96-5270	#97-5261	#98-5575	#99-5556	#100-5379

Type 6 #18 [Back to Summary]									
This table contains a list of 100 hop frequencies, randomly selected from 5250-5724MHz in 1MHz steps									
#01-5525	#02-5523	#03-5498	#04-5443	#05-5407	#06-5295	#07-5588	#08-5374	#09-5491	#10-5431
#11-5360	#12-5509	#13-5537	#14-5541	#15-5388	#16-5676	#17-5293	#18-5254	#19-5685	#20-5348
#21-5307	#22-5495	#23-5283	#24-5682	#25-5619	#26-5329	#27-5693	#28-5338	#29-5291	#30-5648
#31-5342	#32-5712	#33-5710	#34-5568	#35-5381	#36-5453	#37-5473	#38-5616	#39-5598	#40-5462
#41-5337	#42-5664	#43-5600	#44-5276	#45-5571	#46-5359	#47-5420	#48-5702	#49-5257	#50-5614
#51-5458	#52-5322	#53-5279	#54-5489	#55-5540	#56-5549	#57-5327	#58-5500	#59-5333	#60-5372
#61-5524	#62-5694	#63-5410	#64-5660	#65-5452	#66-5401	#67-5380	#68-5260	#69-5367	#70-5620
#71-5482	#72-5656	#73-5573	#74-5483	#75-5448	#76-5704	#77-5596	#78-5670	#79-5334	#80-5347
#81-5502	#82-5351	#83-5688	#84-5657	#85-5317	#86-5521	#87-5385	#88-5562	#89-5581	#90-5282
#91-5436	#92-5628	#93-5496	#94-5601	#95-5335	#96-5423	#97-5692	#98-5550	#99-5602	#100-5391

This test report may be reproduced in full only. The document may only be updated by MiCOM Labs personnel. All changes will be noted in the Document History section of the report.

Type 6 #19 [Back to Summary]									
This table contains a list of 100 hop frequencies, randomly selected from 5250-5724MHz in 1MHz steps									
#01-5447	#02-5679	#03-5384	#04-5257	#05-5609	#06-5700	#07-5568	#08-5604	#09-5520	#10-5461
#11-5622	#12-5254	#13-5274	#14-5272	#15-5448	#16-5308	#17-5697	#18-5334	#19-5583	#20-5338
#21-5422	#22-5511	#23-5588	#24-5295	#25-5278	#26-5327	#27-5607	#28-5362	#29-5530	#30-5628
#31-5370	#32-5456	#33-5681	#34-5304	#35-5540	#36-5692	#37-5298	#38-5341	#39-5678	#40-5506
#41-5292	#42-5369	#43-5432	#44-5603	#45-5473	#46-5403	#47-5277	#48-5451	#49-5466	#50-5269
#51-5303	#52-5418	#53-5686	#54-5580	#55-5623	#56-5491	#57-5714	#58-5557	#59-5501	#60-5523
#61-5318	#62-5632	#63-5340	#64-5265	#65-5471	#66-5717	#67-5630	#68-5556	#69-5380	#70-5392
#71-5453	#72-5400	#73-5578	#74-5335	#75-5329	#76-5629	#77-5437	#78-5280	#79-5372	#80-5719
#81-5442	#82-5716	#83-5264	#84-5302	#85-5536	#86-5634	#87-5534	#88-5505	#89-5495	#90-5661
#91-5435	#92-5675	#93-5363	#94-5618	#95-5276	#96-5316	#97-5348	#98-5430	#99-5482	#100-5406

Type 6 #20 [Back to Summary]									
This table contains a list of 100 hop frequencies, randomly selected from 5250-5724MHz in 1MHz steps									
#01-5635	#02-5351	#03-5597	#04-5335	#05-5415	#06-5662	#07-5510	#08-5643	#09-5270	#10-5279
#11-5525	#12-5638	#13-5542	#14-5328	#15-5580	#16-5570	#17-5679	#18-5590	#19-5322	#20-5682
#21-5398	#22-5618	#23-5506	#24-5405	#25-5323	#26-5406	#27-5386	#28-5346	#29-5355	#30-5621
#31-5261	#32-5397	#33-5484	#34-5583	#35-5391	#36-5435	#37-5260	#38-5548	#39-5369	#40-5567
#41-5710	#42-5268	#43-5646	#44-5673	#45-5450	#46-5654	#47-5540	#48-5420	#49-5470	#50-5394
#51-5565	#52-5698	#53-5257	#54-5267	#55-5442	#56-5262	#57-5258	#58-5526	#59-5413	#60-5537
#61-5374	#62-5377	#63-5404	#64-5683	#65-5661	#66-5395	#67-5560	#68-5380	#69-5479	#70-5696
#71-5379	#72-5452	#73-5584	#74-5457	#75-5477	#76-5650	#77-5610	#78-5421	#79-5424	#80-5684
#81-5576	#82-5589	#83-5543	#84-5535	#85-5360	#86-5291	#87-5547	#88-5456	#89-5628	#90-5545
#91-5296	#92-5695	#93-5603	#94-5275	#95-5634	#96-5263	#97-5344	#98-5468	#99-5553	#100-5539

Type 6 #21 [Back to Summary]									
This table contains a list of 100 hop frequencies, randomly selected from 5250-5724MHz in 1MHz steps									
#01-5710	#02-5389	#03-5505	#04-5680	#05-5488	#06-5652	#07-5621	#08-5571	#09-5678	#10-5445
#11-5357	#12-5537	#13-5530	#14-5267	#15-5569	#16-5360	#17-5438	#18-5399	#19-5648	#20-5411
#21-5681	#22-5636	#23-5551	#24-5507	#25-5691	#26-5625	#27-5700	#28-5464	#29-5326	#30-5380
#31-5698	#32-5559	#33-5603	#34-5557	#35-5395	#36-5580	#37-5335	#38-5309	#39-5529	#40-5394
#41-5307	#42-5591	#43-5575	#44-5587	#45-5316	#46-5469	#47-5617	#48-5418	#49-5709	#50-5280
#51-5403	#52-5679	#53-5377	#54-5279	#55-5323	#56-5563	#57-5723	#58-5714	#59-5676	#60-5406
#61-5494	#62-5314	#63-5384	#64-5702	#65-5651	#66-5434	#67-5424	#68-5504	#69-5352	#70-5340
#71-5368	#72-5266	#73-5623	#74-5294	#75-5701	#76-5644	#77-5624	#78-5333	#79-5296	#80-5342
#81-5649	#82-5268	#83-5431	#84-5574	#85-5484	#86-5582	#87-5346	#88-5446	#89-5577	#90-5713
#91-5593	#92-5511	#93-5453	#94-5339	#95-5542	#96-5432	#97-5719	#98-5454	#99-5313	#100-5561

This test report may be reproduced in full only. The document may only be updated by MiCOM Labs personnel. All changes will be noted in the Document History section of the report.

Type 6 #22 [Back to Summary]									
This table contains a list of 100 hop frequencies, randomly selected from 5250-5724MHz in 1MHz steps									
#01-5360	#02-5380	#03-5278	#04-5587	#05-5328	#06-5339	#07-5431	#08-5593	#09-5402	#10-5323
#11-5337	#12-5366	#13-5520	#14-5327	#15-5675	#16-5591	#17-5647	#18-5256	#19-5618	#20-5516
#21-5335	#22-5426	#23-5439	#24-5440	#25-5535	#26-5588	#27-5625	#28-5301	#29-5612	#30-5722
#31-5639	#32-5321	#33-5443	#34-5456	#35-5695	#36-5503	#37-5257	#38-5265	#39-5708	#40-5602
#41-5385	#42-5519	#43-5423	#44-5543	#45-5464	#46-5482	#47-5378	#48-5532	#49-5646	#50-5419
#51-5294	#52-5332	#53-5576	#54-5397	#55-5528	#56-5567	#57-5692	#58-5308	#59-5514	#60-5326
#61-5659	#62-5449	#63-5608	#64-5469	#65-5620	#66-5393	#67-5724	#68-5603	#69-5400	#70-5632
#71-5353	#72-5717	#73-5374	#74-5648	#75-5329	#76-5325	#77-5470	#78-5387	#79-5713	#80-5398
#81-5604	#82-5548	#83-5616	#84-5453	#85-5422	#86-5544	#87-5595	#88-5250	#89-5344	#90-5581
#91-5262	#92-5483	#93-5389	#94-5540	#95-5487	#96-5656	#97-5669	#98-5381	#99-5508	#100-5536

Type 6 #23 [Back to Summary]									
This table contains a list of 100 hop frequencies, randomly selected from 5250-5724MHz in 1MHz steps									
#01-5443	#02-5549	#03-5384	#04-5434	#05-5250	#06-5677	#07-5522	#08-5460	#09-5459	#10-5589
#11-5321	#12-5502	#13-5520	#14-5430	#15-5516	#16-5581	#17-5329	#18-5438	#19-5265	#20-5676
#21-5622	#22-5518	#23-5381	#24-5415	#25-5665	#26-5403	#27-5654	#28-5624	#29-5307	#30-5304
#31-5659	#32-5417	#33-5357	#34-5642	#35-5704	#36-5441	#37-5409	#38-5411	#39-5442	#40-5297
#41-5605	#42-5608	#43-5371	#44-5397	#45-5612	#46-5376	#47-5359	#48-5695	#49-5324	#50-5264
#51-5480	#52-5366	#53-5557	#54-5638	#55-5650	#56-5418	#57-5694	#58-5494	#59-5572	#60-5273
#61-5405	#62-5655	#63-5628	#64-5394	#65-5603	#66-5450	#67-5325	#68-5422	#69-5643	#70-5720
#71-5692	#72-5320	#73-5396	#74-5708	#75-5253	#76-5303	#77-5276	#78-5544	#79-5707	#80-5289
#81-5428	#82-5301	#83-5525	#84-5440	#85-5641	#86-5595	#87-5274	#88-5455	#89-5691	#90-5467
#91-5508	#92-5498	#93-5633	#94-5620	#95-5627	#96-5346	#97-5485	#98-5399	#99-5486	#100-5503

Type 6 #24 [Back to Summary]									
This table contains a list of 100 hop frequencies, randomly selected from 5250-5724MHz in 1MHz steps									
#01-5434	#02-5690	#03-5440	#04-5545	#05-5453	#06-5693	#07-5420	#08-5365	#09-5476	#10-5577
#11-5594	#12-5599	#13-5396	#14-5301	#15-5707	#16-5251	#17-5375	#18-5667	#19-5338	#20-5534
#21-5430	#22-5490	#23-5470	#24-5560	#25-5503	#26-5635	#27-5284	#28-5330	#29-5668	#30-5627
#31-5288	#32-5354	#33-5526	#34-5563	#35-5474	#36-5450	#37-5300	#38-5264	#39-5575	#40-5715
#41-5655	#42-5598	#43-5624	#44-5487	#45-5568	#46-5645	#47-5344	#48-5359	#49-5456	#50-5398
#51-5340	#52-5322	#53-5469	#54-5605	#55-5292	#56-5543	#57-5659	#58-5422	#59-5533	#60-5674
#61-5555	#62-5495	#63-5463	#64-5482	#65-5525	#66-5324	#67-5371	#68-5323	#69-5499	#70-5580
#71-5500	#72-5539	#73-5686	#74-5604	#75-5441	#76-5409	#77-5573	#78-5558	#79-5615	#80-5454
#81-5619	#82-5254	#83-5570	#84-5258	#85-5252	#86-5403	#87-5432	#88-5705	#89-5378	#90-5617
#91-5412	#92-5285	#93-5335	#94-5565	#95-5466	#96-5418	#97-5643	#98-5413	#99-5394	#100-5467

This test report may be reproduced in full only. The document may only be updated by MiCOM Labs personnel. All changes will be noted in the Document History section of the report.

Type 6 #25 [Back to Summary]									
This table contains a list of 100 hop frequencies, randomly selected from 5250-5724MHz in 1MHz steps									
#01-5655	#02-5573	#03-5699	#04-5504	#05-5665	#06-5480	#07-5390	#08-5568	#09-5477	#10-5680
#11-5316	#12-5368	#13-5718	#14-5555	#15-5427	#16-5317	#17-5558	#18-5643	#19-5475	#20-5505
#21-5336	#22-5721	#23-5279	#24-5523	#25-5335	#26-5540	#27-5423	#28-5712	#29-5451	#30-5324
#31-5651	#32-5570	#33-5582	#34-5587	#35-5262	#36-5554	#37-5457	#38-5352	#39-5622	#40-5476
#41-5511	#42-5660	#43-5588	#44-5693	#45-5691	#46-5330	#47-5259	#48-5289	#49-5350	#50-5346
#51-5724	#52-5662	#53-5614	#54-5381	#55-5659	#56-5544	#57-5425	#58-5418	#59-5375	#60-5307
#61-5403	#62-5367	#63-5278	#64-5471	#65-5510	#66-5542	#67-5597	#68-5585	#69-5357	#70-5541
#71-5577	#72-5550	#73-5311	#74-5415	#75-5459	#76-5414	#77-5672	#78-5703	#79-5652	#80-5632
#81-5455	#82-5328	#83-5260	#84-5281	#85-5282	#86-5702	#87-5565	#88-5323	#89-5393	#90-5507
#91-5560	#92-5472	#93-5431	#94-5674	#95-5441	#96-5416	#97-5490	#98-5713	#99-5432	#100-5586

Type 6 #26 [Back to Summary]									
This table contains a list of 100 hop frequencies, randomly selected from 5250-5724MHz in 1MHz steps									
#01-5556	#02-5597	#03-5378	#04-5596	#05-5299	#06-5640	#07-5617	#08-5455	#09-5266	#10-5424
#11-5351	#12-5563	#13-5542	#14-5650	#15-5464	#16-5587	#17-5553	#18-5324	#19-5564	#20-5261
#21-5680	#22-5406	#23-5529	#24-5580	#25-5332	#26-5662	#27-5510	#28-5698	#29-5506	#30-5585
#31-5714	#32-5469	#33-5546	#34-5357	#35-5624	#36-5456	#37-5606	#38-5410	#39-5708	#40-5311
#41-5673	#42-5592	#43-5377	#44-5459	#45-5634	#46-5614	#47-5273	#48-5702	#49-5554	#50-5639
#51-5593	#52-5631	#53-5400	#54-5318	#55-5522	#56-5514	#57-5362	#58-5379	#59-5644	#60-5674
#61-5435	#62-5434	#63-5276	#64-5257	#65-5705	#66-5392	#67-5341	#68-5502	#69-5313	#70-5337
#71-5278	#72-5446	#73-5371	#74-5422	#75-5298	#76-5486	#77-5720	#78-5676	#79-5647	#80-5601
#81-5472	#82-5451	#83-5473	#84-5387	#85-5334	#86-5621	#87-5595	#88-5657	#89-5643	#90-5695
#91-5622	#92-5577	#93-5429	#94-5722	#95-5694	#96-5573	#97-5520	#98-5548	#99-5340	#100-5543

Type 6 #27 [Back to Summary]									
This table contains a list of 100 hop frequencies, randomly selected from 5250-5724MHz in 1MHz steps									
#01-5371	#02-5596	#03-5401	#04-5341	#05-5313	#06-5617	#07-5648	#08-5722	#09-5483	#10-5360
#11-5255	#12-5519	#13-5708	#14-5527	#15-5594	#16-5621	#17-5495	#18-5470	#19-5570	#20-5284
#21-5419	#22-5308	#23-5549	#24-5518	#25-5530	#26-5488	#27-5276	#28-5353	#29-5377	#30-5501
#31-5510	#32-5461	#33-5632	#34-5352	#35-5516	#36-5658	#37-5532	#38-5289	#39-5354	#40-5645
#41-5512	#42-5572	#43-5347	#44-5445	#45-5349	#46-5677	#47-5274	#48-5327	#49-5494	#50-5701
#51-5374	#52-5297	#53-5607	#54-5535	#55-5444	#56-5379	#57-5622	#58-5619	#59-5356	#60-5583
#61-5469	#62-5326	#63-5424	#64-5328	#65-5688	#66-5689	#67-5663	#68-5531	#69-5655	#70-5498
#71-5571	#72-5286	#73-5671	#74-5433	#75-5398	#76-5292	#77-5651	#78-5266	#79-5484	#80-5507
#81-5468	#82-5300	#83-5720	#84-5337	#85-5635	#86-5456	#87-5355	#88-5653	#89-5288	#90-5369
#91-5271	#92-5713	#93-5309	#94-5389	#95-5295	#96-5600	#97-5466	#98-5261	#99-5660	#100-5336

This test report may be reproduced in full only. The document may only be updated by MiCOM Labs personnel. All changes will be noted in the Document History section of the report.

Type 6 #28 [Back to Summary]									
This table contains a list of 100 hop frequencies, randomly selected from 5250-5724MHz in 1MHz steps									
#01-5696	#02-5467	#03-5252	#04-5409	#05-5453	#06-5548	#07-5543	#08-5385	#09-5585	#10-5637
#11-5694	#12-5575	#13-5621	#14-5448	#15-5472	#16-5465	#17-5357	#18-5568	#19-5394	#20-5279
#21-5271	#22-5629	#23-5412	#24-5293	#25-5284	#26-5302	#27-5438	#28-5632	#29-5547	#30-5457
#31-5364	#32-5617	#33-5292	#34-5484	#35-5533	#36-5352	#37-5494	#38-5624	#39-5464	#40-5551
#41-5610	#42-5411	#43-5326	#44-5339	#45-5538	#46-5317	#47-5571	#48-5378	#49-5250	#50-5628
#51-5341	#52-5682	#53-5266	#54-5314	#55-5304	#56-5684	#57-5374	#58-5400	#59-5360	#60-5636
#61-5562	#62-5377	#63-5522	#64-5322	#65-5689	#66-5663	#67-5363	#68-5588	#69-5669	#70-5654
#71-5468	#72-5336	#73-5678	#74-5471	#75-5710	#76-5591	#77-5503	#78-5546	#79-5553	#80-5272
#81-5660	#82-5276	#83-5417	#84-5479	#85-5393	#86-5370	#87-5473	#88-5354	#89-5640	#90-5298
#91-5283	#92-5528	#93-5262	#94-5254	#95-5719	#96-5607	#97-5440	#98-5612	#99-5290	#100-5397

Type 6 #29 [Back to Summary]									
This table contains a list of 100 hop frequencies, randomly selected from 5250-5724MHz in 1MHz steps									
#01-5277	#02-5537	#03-5654	#04-5573	#05-5693	#06-5255	#07-5627	#08-5414	#09-5493	#10-5382
#11-5265	#12-5548	#13-5499	#14-5391	#15-5507	#16-5563	#17-5522	#18-5434	#19-5694	#20-5467
#21-5445	#22-5550	#23-5538	#24-5337	#25-5435	#26-5532	#27-5665	#28-5466	#29-5716	#30-5709
#31-5313	#32-5659	#33-5513	#34-5600	#35-5632	#36-5463	#37-5554	#38-5568	#39-5510	#40-5387
#41-5309	#42-5586	#43-5282	#44-5459	#45-5278	#46-5596	#47-5472	#48-5406	#49-5335	#50-5256
#51-5643	#52-5547	#53-5676	#54-5452	#55-5724	#56-5566	#57-5388	#58-5410	#59-5315	#60-5423
#61-5508	#62-5319	#63-5331	#64-5285	#65-5624	#66-5483	#67-5293	#68-5258	#69-5678	#70-5648
#71-5557	#72-5250	#73-5386	#74-5688	#75-5280	#76-5304	#77-5701	#78-5504	#79-5719	#80-5560
#81-5623	#82-5307	#83-5691	#84-5649	#85-5430	#86-5713	#87-5349	#88-5321	#89-5306	#90-5610
#91-5327	#92-5438	#93-5675	#94-5424	#95-5379	#96-5363	#97-5428	#98-5397	#99-5332	#100-5546

Type 6 #30 [Back to Summary]									
This table contains a list of 100 hop frequencies, randomly selected from 5250-5724MHz in 1MHz steps									
#01-5540	#02-5488	#03-5694	#04-5511	#05-5411	#06-5631	#07-5721	#08-5416	#09-5588	#10-5610
#11-5262	#12-5315	#13-5318	#14-5699	#15-5302	#16-5554	#17-5270	#18-5497	#19-5549	#20-5485
#21-5668	#22-5500	#23-5567	#24-5353	#25-5527	#26-5374	#27-5680	#28-5412	#29-5491	#30-5700
#31-5655	#32-5394	#33-5359	#34-5666	#35-5494	#36-5451	#37-5268	#38-5442	#39-5325	#40-5615
#41-5272	#42-5426	#43-5609	#44-5355	#45-5404	#46-5310	#47-5598	#48-5377	#49-5508	#50-5574
#51-5603	#52-5289	#53-5376	#54-5407	#55-5507	#56-5290	#57-5600	#58-5425	#59-5368	#60-5287
#61-5385	#62-5648	#63-5590	#64-5361	#65-5544	#66-5478	#67-5356	#68-5410	#69-5418	#70-5391
#71-5469	#72-5421	#73-5620	#74-5667	#75-5285	#76-5607	#77-5441	#78-5330	#79-5516	#80-5319
#81-5313	#82-5367	#83-5293	#84-5384	#85-5660	#86-5265	#87-5571	#88-5324	#89-5389	#90-5474
#91-5431	#92-5538	#93-5674	#94-5557	#95-5380	#96-5401	#97-5414	#98-5550	#99-5535	#100-5434

This test report may be reproduced in full only. The document may only be updated by MiCOM Labs personnel. All changes will be noted in the Document History section of the report.

Type 5 #0 5546.57 [Back to Summary]

Burst Segment	Number of Pulses	Chirp Width MHz	t1 usec	Pulse Width (t2) usec	t3 usec	t4 usec	t5 usec	Total Segment Length usec
1	1	15	462052	74	0	0	1037874	1500000
2	3	12	1111741	63	1876	1905	384289	1500000
3	3	12	33816	99	1034	1009	1463844	1500000
4	1	10	1442298	57	0	0	57645	1500000
5	2	13	1177181	81	1243	0	321414	1500000
6	2	20	925337	77	1435	0	573074	1500000
7	2	9	215222	97	1730	0	1282854	1500000
8	3	5	998996	62	1701	1042	498075	1500000

Type 5 #1 5528.60 [Back to Summary]

Burst Segment	Number of Pulses	Chirp Width MHz	t1 usec	Pulse Width (t2) usec	t3 usec	t4 usec	t5 usec	Total Segment Length usec
1	1	17	597040	52	0	0	34486	631578
2	2	17	232110	69	1629	0	397701	631578
3	2	10	244525	54	1589	0	385356	631578
4	3	13	285184	71	1474	1714	342993	631578
5	2	11	431583	64	1992	0	197875	631578
6	3	9	282893	95	1768	1986	344646	631578
7	1	13	210163	65	0	0	421350	631578
8	2	18	100059	72	1831	0	529544	631578
9	1	8	460476	91	0	0	171011	631578
10	3	7	525779	98	1756	1765	101984	631578
11	2	10	264766	61	1213	0	365477	631578
12	3	17	312073	83	1260	1794	316202	631578
13	2	11	500241	93	1175	0	129976	631578
14	1	5	279760	51	0	0	351767	631578
15	3	15	398768	84	1555	1255	229748	631578
16	1	7	468201	83	0	0	163294	631578
17	2	13	290171	56	1931	0	339364	631578
18	1	6	89061	98	0	0	542419	631578
19	2	15	23296	92	1580	0	606518	631578

This test report may be reproduced in full only. The document may only be updated by MiCOM Labs personnel. All changes will be noted in the Document History section of the report.

Type 5 #2 5490.49 [Back to Summary]

Burst Segment	Number of Pulses	Chirp Width MHz	t1 usec	Pulse Width (t2) usec	t3 usec	t4 usec	t5 usec	Total Segment Length usec
1	3	18	676872	98	1554	1058	70222	750000
2	1	10	649989	85	0	0	99926	750000
3	3	17	715442	79	1958	1786	30577	750000
4	1	13	133071	83	0	0	616846	750000
5	2	19	711436	97	1922	0	36448	750000
6	3	19	246066	98	1720	1617	500303	750000
7	1	19	408897	80	0	0	341023	750000
8	3	6	376523	58	1080	1836	370387	750000
9	2	6	480527	61	1619	0	267732	750000
10	1	10	282331	56	0	0	467613	750000
11	3	5	574966	99	1860	1300	171577	750000
12	1	14	169005	98	0	0	580897	750000
13	3	20	552814	61	1705	1537	193761	750000
14	3	11	672642	95	1096	1787	74190	750000
15	2	15	534085	84	1927	0	213820	750000
16	3	9	396915	65	1648	1834	349408	750000

Type 5 #3 5557.79 [Back to Summary]

Burst Segment	Number of Pulses	Chirp Width MHz	t1 usec	Pulse Width (t2) usec	t3 usec	t4 usec	t5 usec	Total Segment Length usec
1	3	5	772336	68	1748	1592	224120	1000000
2	3	13	278563	61	1855	1887	717512	1000000
3	2	13	665957	76	1878	0	332013	1000000
4	1	9	589430	86	0	0	410484	1000000
5	3	11	55909	69	1186	1374	941324	1000000
6	1	9	577359	82	0	0	422559	1000000
7	1	15	908897	85	0	0	91018	1000000
8	1	8	290771	85	0	0	709144	1000000
9	2	13	729964	71	1398	0	268496	1000000
10	3	12	424208	70	1192	1340	573050	1000000
11	2	6	752923	67	1273	0	245670	1000000
12	3	15	716807	99	1562	1218	280116	1000000

This test report may be reproduced in full only. The document may only be updated by MiCOM Labs personnel. All changes will be noted in the Document History section of the report.

Type 5 #4 5532.29 [Back to Summary]

Burst Segment	Number of Pulses	Chirp Width MHz	t1 usec	Pulse Width (t2) usec	t3 usec	t4 usec	t5 usec	Total Segment Length usec
1	2	9	502067	60	1772	0	353183	857142
2	3	10	10381	81	1177	1440	843901	857142
3	1	5	447381	92	0	0	409669	857142
4	2	17	738179	79	1902	0	116903	857142
5	3	15	358351	61	1232	1992	495384	857142
6	3	8	62255	51	1039	1666	792029	857142
7	3	20	20824	95	1189	1454	833390	857142
8	3	14	172085	83	1996	1248	681564	857142
9	1	11	620478	52	0	0	236612	857142
10	2	6	270193	65	1769	0	585050	857142
11	3	10	666448	86	1558	1045	187833	857142
12	1	14	109208	97	0	0	747837	857142
13	1	20	133120	89	0	0	723933	857142
14	3	10	842164	52	1204	1559	12059	857142

Type 5 #5 5568.26 [Back to Summary]

Burst Segment	Number of Pulses	Chirp Width MHz	t1 usec	Pulse Width (t2) usec	t3 usec	t4 usec	t5 usec	Total Segment Length usec
1	1	20	490746	91	0	0	600072	1090909
2	3	20	989136	98	1158	1680	98641	1090909
3	3	17	655517	95	1062	1177	432868	1090909
4	2	8	782043	70	1639	0	307087	1090909
5	1	6	465793	94	0	0	625022	1090909
6	2	12	22456	95	1667	0	1066596	1090909
7	1	17	73666	76	0	0	1017167	1090909
8	2	11	158538	96	1107	0	931072	1090909
9	3	17	191589	59	1900	1218	896025	1090909
10	3	6	763173	59	1763	1455	324341	1090909
11	3	10	1027070	66	1530	1281	60830	1090909

This test report may be reproduced in full only. The document may only be updated by MiCOM Labs personnel. All changes will be noted in the Document History section of the report.

Type 5 #6 5568.83 [Back to Summary]

Burst Segment	Number of Pulses	Chirp Width MHz	t1 usec	Pulse Width (t2) usec	t3 usec	t4 usec	t5 usec	Total Segment Length usec
1	1	5	308642	75	0	0	322861	631578
2	2	17	71465	83	1442	0	558505	631578
3	3	9	165428	74	1199	1523	463206	631578
4	2	20	409847	73	1102	0	220483	631578
5	3	8	133160	77	1802	1732	494653	631578
6	1	8	275718	65	0	0	355795	631578
7	2	20	53530	64	1545	0	576375	631578
8	2	16	151348	90	1285	0	478765	631578
9	2	17	379894	87	1493	0	250017	631578
10	2	7	571826	63	1533	0	58093	631578
11	3	7	297638	80	1294	1924	330482	631578
12	1	17	176668	62	0	0	454848	631578
13	2	8	95871	75	1677	0	533880	631578
14	1	15	276865	65	0	0	354648	631578
15	2	17	542815	81	1656	0	86945	631578
16	1	17	453649	60	0	0	177869	631578
17	1	20	88727	62	0	0	542789	631578
18	3	13	419543	65	1948	1112	208780	631578
19	2	10	590728	81	1543	0	39145	631578

Type 5 #7 5556.47 [Back to Summary]

Burst Segment	Number of Pulses	Chirp Width MHz	t1 usec	Pulse Width (t2) usec	t3 usec	t4 usec	t5 usec	Total Segment Length usec
1	3	12	606179	96	1087	1341	891105	1500000
2	1	16	1363347	80	0	0	136573	1500000
3	1	19	476035	56	0	0	1023909	1500000
4	1	16	864449	86	0	0	635465	1500000
5	1	10	299594	76	0	0	1200330	1500000
6	3	7	962538	97	1204	1086	534881	1500000
7	1	9	111364	92	0	0	1388544	1500000
8	3	20	1042851	83	1325	1703	453872	1500000

This test report may be reproduced in full only. The document may only be updated by MiCOM Labs personnel. All changes will be noted in the Document History section of the report.

Type 5 #8 5540.02 [Back to Summary]

Burst Segment	Number of Pulses	Chirp Width MHz	t1 usec	Pulse Width (t2) usec	t3 usec	t4 usec	t5 usec	Total Segment Length usec
1	3	10	6585	53	1400	1866	989990	1000000
2	2	17	895708	50	1612	0	102580	1000000
3	3	12	697854	89	1421	1682	298776	1000000
4	1	20	136476	78	0	0	863446	1000000
5	1	14	912588	77	0	0	87335	1000000
6	2	9	354884	61	1282	0	643712	1000000
7	3	20	455040	51	1198	1255	542354	1000000
8	3	18	188314	90	1933	1715	807768	1000000
9	1	7	905507	51	0	0	94442	1000000
10	2	11	261216	79	1969	0	736657	1000000
11	1	16	241169	57	0	0	758774	1000000
12	2	17	235384	76	1488	0	762976	1000000

Type 5 #9 5526.72 [Back to Summary]

Burst Segment	Number of Pulses	Chirp Width MHz	t1 usec	Pulse Width (t2) usec	t3 usec	t4 usec	t5 usec	Total Segment Length usec
1	1	12	587487	87	0	0	79092	666666
2	3	14	474157	97	1238	1966	189014	666666
3	3	14	18177	66	1242	1948	645101	666666
4	2	5	423444	72	1120	0	241958	666666
5	3	6	167467	65	1596	1876	495532	666666
6	3	19	412887	89	1179	1311	251022	666666
7	1	12	567906	80	0	0	98680	666666
8	1	20	626784	63	0	0	39819	666666
9	2	9	534307	72	1361	0	130854	666666
10	2	9	10105	75	1447	0	654964	666666
11	2	6	135932	74	1153	0	529433	666666
12	2	9	450242	67	1000	0	215290	666666
13	2	5	392161	73	1536	0	272823	666666
14	3	15	237439	74	1492	1175	426338	666666
15	1	7	196538	51	0	0	470077	666666
16	2	16	236254	53	1793	0	428513	666666
17	3	10	550357	83	1919	1824	112317	666666
18	2	11	336834	100	1035	0	328597	666666

This test report may be reproduced in full only. The document may only be updated by MiCOM Labs personnel. All changes will be noted in the Document History section of the report.

Type 5 #10 5556.54 [Back to Summary]

Burst Segment	Number of Pulses	Chirp Width MHz	t1 usec	Pulse Width (t2) usec	t3 usec	t4 usec	t5 usec	Total Segment Length usec
1	1	10	557920	65	0	0	73593	631578
2	2	17	24262	86	1093	0	606051	631578
3	3	9	282893	90	1658	1184	345573	631578
4	3	16	310174	93	1361	1613	318151	631578
5	2	20	70972	97	1124	0	559288	631578
6	3	8	286574	88	1493	1235	342012	631578
7	3	19	258243	75	1731	1852	369527	631578
8	1	20	441434	67	0	0	190077	631578
9	1	18	38900	95	0	0	592583	631578
10	1	11	360177	82	0	0	271319	631578
11	1	15	564102	83	0	0	67393	631578
12	2	11	478060	81	1379	0	151977	631578
13	1	5	561644	50	0	0	69884	631578
14	2	10	102841	81	1603	0	526972	631578
15	1	6	282537	86	0	0	348955	631578
16	3	15	18784	50	1795	1328	609521	631578
17	1	18	46031	53	0	0	585494	631578
18	2	10	491890	82	1569	0	137955	631578
19	3	9	410205	56	1353	1473	218379	631578

Type 5 #11 5504.78 [Back to Summary]

Burst Segment	Number of Pulses	Chirp Width MHz	t1 usec	Pulse Width (t2) usec	t3 usec	t4 usec	t5 usec	Total Segment Length usec
1	2	17	176319	98	1771	0	488380	666666
2	2	6	439643	73	1368	0	225509	666666
3	2	20	161033	84	1656	0	503809	666666
4	2	10	462810	64	1292	0	202436	666666
5	2	15	122096	97	1256	0	543120	666666
6	1	18	25964	78	0	0	640624	666666
7	3	14	453432	68	1795	1900	209335	666666
8	3	13	400485	100	1765	1572	262544	666666
9	3	16	381447	85	1147	1679	282138	666666
10	1	13	7862	77	0	0	658727	666666
11	1	20	220507	59	0	0	446100	666666
12	2	13	137919	66	1588	0	527027	666666
13	3	5	580989	82	1395	1294	82742	666666
14	3	20	483959	54	1541	1590	179414	666666
15	2	6	151814	86	1688	0	512992	666666

This test report may be reproduced in full only. The document may only be updated by MiCOM Labs personnel. All changes will be noted in the Document History section of the report.

16	3	13	194298	55	1483	1440	469280	666666
17	2	10	557263	99	1430	0	107775	666666
18	2	11	644712	64	1431	0	20395	666666

Type 5 #12 5500.15 [Back to Summary]

Burst Segment	Number of Pulses	Chirp Width MHz	t1 usec	Pulse Width (t2) usec	t3 usec	t4 usec	t5 usec	Total Segment Length usec
1	2	16	338044	99	1309	0	460449	800000
2	1	12	123510	90	0	0	676400	800000
3	3	9	689423	98	1422	1460	107401	800000
4	2	11	66447	58	1445	0	731992	800000
5	3	10	743554	76	1569	1434	53215	800000
6	2	13	125519	52	1690	0	672687	800000
7	1	5	78953	88	0	0	720959	800000
8	1	19	393333	100	0	0	406567	800000
9	3	5	423268	86	1285	1300	373889	800000
10	3	20	85500	97	1973	1926	710310	800000
11	3	19	503422	100	1833	1111	293334	800000
12	1	12	661361	94	0	0	138545	800000
13	3	12	415585	98	1836	1800	380485	800000
14	2	16	203431	68	1650	0	594783	800000
15	3	10	31444	81	1722	1225	765366	800000

Type 5 #13 5558.58 [Back to Summary]

Burst Segment	Number of Pulses	Chirp Width MHz	t1 usec	Pulse Width (t2) usec	t3 usec	t4 usec	t5 usec	Total Segment Length usec
1	3	12	871500	100	1077	1600	625523	1500000
2	1	18	289742	58	0	0	1210200	1500000
3	3	18	15392	74	1044	1001	1482341	1500000
4	3	18	234630	52	1465	1731	1262018	1500000
5	2	8	1277646	81	1276	0	220916	1500000
6	1	13	166894	69	0	0	1333037	1500000
7	3	6	526950	80	1119	1496	970195	1500000
8	2	19	938925	68	1660	0	559279	1500000

This test report may be reproduced in full only. The document may only be updated by MiCOM Labs personnel. All changes will be noted in the Document History section of the report.

Type 5 #14 5530.54 [Back to Summary]

Burst Segment	Number of Pulses	Chirp Width MHz	t1 usec	Pulse Width (t2) usec	t3 usec	t4 usec	t5 usec	Total Segment Length usec
1	1	9	586209	69	0	0	163722	750000
2	1	14	297777	96	0	0	452127	750000
3	3	14	336321	70	1307	1599	410563	750000
4	3	10	593726	93	1730	1103	153162	750000
5	2	6	584449	54	1896	0	163547	750000
6	3	15	700313	75	1309	1694	46459	750000
7	3	13	725514	55	1341	1234	21746	750000
8	2	7	89175	82	1781	0	658880	750000
9	2	5	389112	74	1780	0	358960	750000
10	1	18	22808	74	0	0	727118	750000
11	1	18	217595	78	0	0	532327	750000
12	1	10	249	63	0	0	749688	750000
13	1	20	65590	70	0	0	684340	750000
14	3	17	81877	73	1202	1090	665612	750000
15	2	18	704341	94	1087	0	44384	750000
16	1	15	465029	62	0	0	284909	750000

Type 5 #15 5503.97 [Back to Summary]

Burst Segment	Number of Pulses	Chirp Width MHz	t1 usec	Pulse Width (t2) usec	t3 usec	t4 usec	t5 usec	Total Segment Length usec
1	1	12	109071	70	0	0	522437	631578
2	2	17	171886	83	1248	0	458278	631578
3	1	20	385268	61	0	0	246249	631578
4	2	17	19989	68	1841	0	609612	631578
5	2	8	270938	50	1577	0	358963	631578
6	3	19	387239	93	1200	1066	241794	631578
7	3	12	627553	52	1653	1483	733	631578
8	3	17	428705	98	1591	1316	199672	631578
9	2	18	422106	97	1890	0	207388	631578
10	1	16	114440	67	0	0	517071	631578
11	1	7	382515	60	0	0	249003	631578
12	2	20	201077	71	1523	0	428836	631578
13	2	16	286887	73	1633	0	342912	631578
14	1	9	80421	87	0	0	551070	631578
15	2	18	277803	74	1074	0	352553	631578
16	1	16	409013	66	0	0	222499	631578
17	2	7	544386	52	1665	0	85423	631578
18	2	15	183717	72	1845	0	445872	631578

This test report may be reproduced in full only. The document may only be updated by MiCOM Labs personnel. All changes will be noted in the Document History section of the report.

19	1	14	570505	93	0	0	60980	631578

Type 5 #16 5549.10 [Back to Summary]

Burst Segment	Number of Pulses	Chirp Width MHz	t1 usec	Pulse Width (t2) usec	t3 usec	t4 usec	t5 usec	Total Segment Length usec
1	2	18	817973	51	1964	0	103037	923076
2	2	7	130479	85	1362	0	791065	923076
3	3	10	39106	62	1099	1766	880919	923076
4	1	17	384579	96	0	0	538401	923076
5	2	19	351914	56	1599	0	569451	923076
6	1	10	416388	91	0	0	506597	923076
7	1	19	531383	64	0	0	391629	923076
8	2	11	339768	81	1289	0	581857	923076
9	3	18	481356	58	1901	1822	437823	923076
10	1	6	502647	54	0	0	420375	923076
11	1	17	876757	62	0	0	46257	923076
12	3	20	234216	74	1311	1132	686195	923076
13	2	15	640963	85	1382	0	280561	923076

Type 5 #17 5491.15 [Back to Summary]

Burst Segment	Number of Pulses	Chirp Width MHz	t1 usec	Pulse Width (t2) usec	t3 usec	t4 usec	t5 usec	Total Segment Length usec
1	3	15	471009	96	1973	1472	858591	1333333
2	3	6	765459	96	1603	1562	564421	1333333
3	1	14	393488	69	0	0	939776	1333333
4	1	8	269098	63	0	0	1064172	1333333
5	2	6	596745	66	1089	0	735367	1333333
6	1	5	1049456	64	0	0	283813	1333333
7	1	12	272880	76	0	0	1060377	1333333
8	3	6	96164	83	1412	1096	1234412	1333333
9	3	18	1229729	75	1886	1195	100298	1333333

This test report may be reproduced in full only. The document may only be updated by MiCOM Labs personnel. All changes will be noted in the Document History section of the report.

Type 5 #18 5497.16 [Back to Summary]

Burst Segment	Number of Pulses	Chirp Width MHz	t1 usec	Pulse Width (t2) usec	t3 usec	t4 usec	t5 usec	Total Segment Length usec
1	3	15	393955	88	1286	1559	602936	1000000
2	1	14	542261	75	0	0	457664	1000000
3	3	13	715925	79	1156	1074	281608	1000000
4	1	6	89570	96	0	0	910334	1000000
5	2	16	881162	80	1473	0	117205	1000000
6	1	13	705359	59	0	0	294582	1000000
7	2	19	77707	72	1164	0	920985	1000000
8	1	10	500691	76	0	0	499233	1000000
9	2	10	110170	55	1711	0	888009	1000000
10	1	18	571886	65	0	0	428049	1000000
11	3	17	103007	83	1751	1972	893021	1000000
12	3	11	402770	100	1042	1206	594682	1000000

Type 5 #19 5504.89 [Back to Summary]

Burst Segment	Number of Pulses	Chirp Width MHz	t1 usec	Pulse Width (t2) usec	t3 usec	t4 usec	t5 usec	Total Segment Length usec
1	1	17	849460	81	0	0	7601	857142
2	1	11	382643	94	0	0	474405	857142
3	3	10	833462	78	1617	1324	20505	857142
4	3	12	47338	83	1602	1169	806784	857142
5	2	18	743364	64	1927	0	111723	857142
6	2	10	784511	91	1078	0	71371	857142
7	2	6	783774	57	1064	0	72190	857142
8	3	6	347050	97	1010	1432	507359	857142
9	1	6	357452	54	0	0	499636	857142
10	1	7	68483	82	0	0	788577	857142
11	2	12	298180	96	1037	0	557733	857142
12	1	16	738475	96	0	0	118571	857142
13	1	5	78553	82	0	0	778507	857142
14	2	6	445082	96	1212	0	410656	857142

This test report may be reproduced in full only. The document may only be updated by MiCOM Labs personnel. All changes will be noted in the Document History section of the report.

Type 5 #20 5567.80 [Back to Summary]

Burst Segment	Number of Pulses	Chirp Width MHz	t1 usec	Pulse Width (t2) usec	t3 usec	t4 usec	t5 usec	Total Segment Length usec
1	1	16	396854	52	0	0	694003	1090909
2	2	15	218791	87	1336	0	870608	1090909
3	3	16	271181	75	1821	1696	815986	1090909
4	3	5	1075	100	1112	1749	1086673	1090909
5	3	5	416239	99	1998	1374	671001	1090909
6	1	7	26053	88	0	0	1064768	1090909
7	1	11	73196	81	0	0	1017632	1090909
8	1	13	925455	80	0	0	165374	1090909
9	1	16	785504	85	0	0	305320	1090909
10	3	11	915943	67	1816	1353	171596	1090909
11	2	5	840705	97	1099	0	248911	1090909

Type 5 #21 5509.69 [Back to Summary]

Burst Segment	Number of Pulses	Chirp Width MHz	t1 usec	Pulse Width (t2) usec	t3 usec	t4 usec	t5 usec	Total Segment Length usec
1	1	15	399635	53	0	0	691221	1090909
2	1	10	631598	68	0	0	459243	1090909
3	1	9	133206	88	0	0	957615	1090909
4	2	8	480342	82	1137	0	609266	1090909
5	1	5	298948	91	0	0	791870	1090909
6	1	16	666849	100	0	0	423960	1090909
7	2	12	255129	51	1129	0	834549	1090909
8	3	18	1053381	55	1127	1001	35235	1090909
9	3	15	160862	59	1945	1364	926561	1090909
10	3	5	787890	61	1264	1382	300190	1090909
11	2	12	311778	75	1843	0	777138	1090909

This test report may be reproduced in full only. The document may only be updated by MiCOM Labs personnel. All changes will be noted in the Document History section of the report.

Type 5 #22 5534.42 [Back to Summary]

Burst Segment	Number of Pulses	Chirp Width MHz	t1 usec	Pulse Width (t2) usec	t3 usec	t4 usec	t5 usec	Total Segment Length usec
1	3	6	461751	90	1968	1755	240138	705882
2	1	12	570857	93	0	0	134932	705882
3	3	9	169533	60	1306	1627	533236	705882
4	1	13	612857	62	0	0	92963	705882
5	3	14	243929	56	1760	1662	458363	705882
6	1	18	450010	65	0	0	255807	705882
7	3	18	148090	57	1119	1142	555360	705882
8	3	11	352439	98	1974	1620	349555	705882
9	3	12	53148	94	1849	1984	648619	705882
10	1	9	163545	69	0	0	542268	705882
11	1	5	606245	71	0	0	99566	705882
12	1	9	287750	66	0	0	418066	705882
13	2	5	40550	50	1813	0	663419	705882
14	2	7	293641	69	1163	0	410940	705882
15	2	18	174852	62	1586	0	529320	705882
16	1	16	203741	71	0	0	502070	705882
17	3	6	251577	68	1209	1447	451445	705882

Type 5 #23 5491.07 [Back to Summary]

Burst Segment	Number of Pulses	Chirp Width MHz	t1 usec	Pulse Width (t2) usec	t3 usec	t4 usec	t5 usec	Total Segment Length usec
1	3	6	478313	70	1283	1017	376319	857142
2	2	12	409447	51	1601	0	445992	857142
3	3	18	778539	91	1469	1824	75037	857142
4	3	5	144922	51	1415	1697	708955	857142
5	3	12	37795	71	1035	1493	816606	857142
6	2	14	460343	91	1455	0	395162	857142
7	3	6	680998	99	1880	1400	172567	857142
8	2	6	602385	90	1647	0	252930	857142
9	2	11	461886	96	1343	0	393721	857142
10	1	11	284080	76	0	0	572986	857142
11	1	8	195785	58	0	0	661299	857142
12	3	13	96692	78	1159	1983	757074	857142
13	3	11	419594	96	1272	1114	434874	857142
14	3	9	534369	51	1237	1425	319958	857142

This test report may be reproduced in full only. The document may only be updated by MiCOM Labs personnel. All changes will be noted in the Document History section of the report.

Type 5 #24 5561.23 [Back to Summary]

Burst Segment	Number of Pulses	Chirp Width MHz	t1 usec	Pulse Width (t2) usec	t3 usec	t4 usec	t5 usec	Total Segment Length usec
1	2	19	484918	57	1546	0	313422	800000
2	1	8	224778	75	0	0	575147	800000
3	1	11	462686	56	0	0	337258	800000
4	3	5	351878	93	1847	1273	444723	800000
5	3	18	514554	99	1803	1112	282234	800000
6	1	17	125677	93	0	0	674230	800000
7	1	19	383087	58	0	0	416855	800000
8	2	6	5352	86	1966	0	792510	800000
9	3	12	587563	50	1923	1510	208854	800000
10	1	13	595569	92	0	0	204339	800000
11	3	11	651481	50	1964	1984	144421	800000
12	2	10	718380	83	1776	0	79678	800000
13	1	16	26668	65	0	0	773267	800000
14	1	8	763763	100	0	0	36137	800000
15	1	17	49461	51	0	0	750488	800000

Type 5 #25 5521.59 [Back to Summary]

Burst Segment	Number of Pulses	Chirp Width MHz	t1 usec	Pulse Width (t2) usec	t3 usec	t4 usec	t5 usec	Total Segment Length usec
1	2	10	230304	72	1056	0	435162	666666
2	1	17	517848	91	0	0	148727	666666
3	1	7	543508	95	0	0	123063	666666
4	1	15	625951	97	0	0	40618	666666
5	1	8	71023	87	0	0	595556	666666
6	2	17	317490	86	1890	0	347114	666666
7	3	19	83688	54	1521	1707	579588	666666
8	3	14	376417	80	1552	1490	286967	666666
9	1	20	62189	64	0	0	604413	666666
10	2	18	144238	59	1882	0	520428	666666
11	3	9	26529	65	1075	1995	636872	666666
12	3	16	111055	87	1720	1561	552069	666666
13	3	16	265833	66	1923	1255	397457	666666
14	3	8	113092	60	1606	1371	550417	666666
15	2	12	8820	86	1219	0	656455	666666
16	1	20	5512	76	0	0	661078	666666
17	1	17	393023	99	0	0	273544	666666
18	2	6	571603	86	1071	0	93820	666666

This test report may be reproduced in full only. The document may only be updated by MiCOM Labs personnel. All changes will be noted in the Document History section of the report.

Type 5 #26 5558.19 [Back to Summary]

Burst Segment	Number of Pulses	Chirp Width MHz	t1 usec	Pulse Width (t2) usec	t3 usec	t4 usec	t5 usec	Total Segment Length usec
1	3	11	160814	97	1452	1968	467053	631578
2	1	17	27079	63	0	0	604436	631578
3	3	7	442445	100	1925	1124	185784	631578
4	1	15	455047	80	0	0	176451	631578
5	2	14	383010	59	1159	0	247291	631578
6	2	10	433152	96	1810	0	196424	631578
7	3	10	151676	57	1733	1538	476460	631578
8	3	12	529435	63	1964	1843	98147	631578
9	3	10	547275	96	1266	1802	80947	631578
10	2	12	263491	87	1494	0	366419	631578
11	1	15	203417	62	0	0	428099	631578
12	1	14	212820	93	0	0	418665	631578
13	3	6	396529	73	1358	1534	231938	631578
14	2	19	523	69	1733	0	629184	631578
15	1	19	495719	85	0	0	135774	631578
16	2	18	341532	85	1341	0	288535	631578
17	1	6	155946	94	0	0	475538	631578
18	1	8	308956	86	0	0	322536	631578
19	3	16	393157	96	1427	1856	234850	631578

Type 5 #27 5502.56 [Back to Summary]

Burst Segment	Number of Pulses	Chirp Width MHz	t1 usec	Pulse Width (t2) usec	t3 usec	t4 usec	t5 usec	Total Segment Length usec
1	2	13	951681	82	1802	0	546353	1500000
2	2	14	659829	74	1008	0	839015	1500000
3	2	9	263926	87	1459	0	1234441	1500000
4	2	13	433222	71	1082	0	1065554	1500000
5	3	18	607466	69	1167	1815	889345	1500000
6	3	20	385887	74	1001	1574	1111316	1500000
7	1	11	1237810	94	0	0	262096	1500000
8	1	16	267860	51	0	0	1232089	1500000

This test report may be reproduced in full only. The document may only be updated by MiCOM Labs personnel. All changes will be noted in the Document History section of the report.

Type 5 #28 5513.75 [Back to Summary]

Burst Segment	Number of Pulses	Chirp Width MHz	t1 usec	Pulse Width (t2) usec	t3 usec	t4 usec	t5 usec	Total Segment Length usec
1	1	17	648255	53	0	0	151692	800000
2	3	5	249637	99	1726	1293	547047	800000
3	3	10	623656	89	1035	1008	174034	800000
4	2	8	932	100	1415	0	797453	800000
5	2	18	531007	50	1123	0	267770	800000
6	2	10	316343	53	1484	0	482067	800000
7	3	16	37106	96	1685	1322	759599	800000
8	2	12	605123	92	1919	0	192774	800000
9	3	15	666622	85	1485	1727	129911	800000
10	2	17	380816	52	1034	0	418046	800000
11	3	15	547766	78	1053	1941	249006	800000
12	1	20	299810	79	0	0	500111	800000
13	3	7	278910	96	1869	1611	517322	800000
14	3	5	395766	87	1163	1788	401022	800000
15	1	10	172795	98	0	0	627107	800000

Type 5 #29 5559.63 [Back to Summary]

Burst Segment	Number of Pulses	Chirp Width MHz	t1 usec	Pulse Width (t2) usec	t3 usec	t4 usec	t5 usec	Total Segment Length usec
1	3	15	270164	78	1307	1727	476568	750000
2	1	7	15440	57	0	0	734503	750000
3	1	15	373049	55	0	0	376896	750000
4	3	11	389972	98	1861	1771	356102	750000
5	2	12	230577	55	1698	0	517615	750000
6	3	16	534289	94	1267	1319	212843	750000
7	3	5	211452	86	1388	1025	535877	750000
8	1	13	605593	54	0	0	144353	750000
9	3	10	268257	72	1417	1629	478481	750000
10	2	13	66285	97	1860	0	681661	750000
11	2	5	48313	85	1822	0	699695	750000
12	3	20	651900	100	1491	1631	94678	750000
13	3	13	81534	65	1381	1620	665270	750000
14	3	10	534066	84	1778	1216	212688	750000
15	3	7	275776	84	1281	1679	471012	750000
16	1	16	344669	89	0	0	405242	750000

This test report may be reproduced in full only. The document may only be updated by MiCOM Labs personnel. All changes will be noted in the Document History section of the report.

Type 6 #1 [Back to Summary]									
This table contains a list of 100 hop frequencies, randomly selected from 5250-5724MHz in 1MHz steps									
#01-5538	#02-5310	#03-5601	#04-5477	#05-5587	#06-5612	#07-5325	#08-5553	#09-5535	#10-5335
#11-5551	#12-5508	#13-5507	#14-5575	#15-5414	#16-5545	#17-5487	#18-5481	#19-5393	#20-5484
#21-5402	#22-5592	#23-5482	#24-5637	#25-5377	#26-5430	#27-5705	#28-5264	#29-5673	#30-5374
#31-5617	#32-5452	#33-5382	#34-5683	#35-5633	#36-5598	#37-5631	#38-5504	#39-5711	#40-5287
#41-5537	#42-5574	#43-5516	#44-5435	#45-5429	#46-5485	#47-5431	#48-5590	#49-5709	#50-5289
#51-5532	#52-5682	#53-5368	#54-5469	#55-5670	#56-5688	#57-5349	#58-5407	#59-5311	#60-5605
#61-5410	#62-5442	#63-5348	#64-5375	#65-5549	#66-5666	#67-5540	#68-5638	#69-5707	#70-5494
#71-5355	#72-5671	#73-5338	#74-5524	#75-5398	#76-5334	#77-5464	#78-5295	#79-5667	#80-5404
#81-5554	#82-5381	#83-5476	#84-5693	#85-5356	#86-5675	#87-5336	#88-5303	#89-5661	#90-5490
#91-5300	#92-5320	#93-5306	#94-5288	#95-5577	#96-5421	#97-5640	#98-5595	#99-5486	#100-5401

Type 6 #2 [Back to Summary]									
This table contains a list of 100 hop frequencies, randomly selected from 5250-5724MHz in 1MHz steps									
#01-5461	#02-5357	#03-5638	#04-5641	#05-5325	#06-5578	#07-5361	#08-5334	#09-5703	#10-5494
#11-5696	#12-5552	#13-5665	#14-5699	#15-5444	#16-5584	#17-5694	#18-5388	#19-5366	#20-5619
#21-5259	#22-5284	#23-5347	#24-5618	#25-5278	#26-5296	#27-5642	#28-5567	#29-5548	#30-5343
#31-5556	#32-5431	#33-5253	#34-5342	#35-5273	#36-5563	#37-5301	#38-5281	#39-5483	#40-5667
#41-5576	#42-5511	#43-5530	#44-5349	#45-5478	#46-5603	#47-5702	#48-5306	#49-5626	#50-5326
#51-5369	#52-5507	#53-5452	#54-5323	#55-5540	#56-5311	#57-5660	#58-5518	#59-5610	#60-5663
#61-5514	#62-5549	#63-5572	#64-5675	#65-5605	#66-5532	#67-5662	#68-5545	#69-5607	#70-5676
#71-5407	#72-5497	#73-5542	#74-5524	#75-5673	#76-5288	#77-5590	#78-5492	#79-5442	#80-5480
#81-5471	#82-5615	#83-5709	#84-5506	#85-5547	#86-5398	#87-5314	#88-5591	#89-5559	#90-5654
#91-5500	#92-5653	#93-5346	#94-5498	#95-5688	#96-5505	#97-5487	#98-5555	#99-5294	#100-5550

Type 6 #3 [Back to Summary]									
This table contains a list of 100 hop frequencies, randomly selected from 5250-5724MHz in 1MHz steps									
#01-5723	#02-5479	#03-5496	#04-5362	#05-5621	#06-5653	#07-5269	#08-5418	#09-5433	#10-5453
#11-5328	#12-5682	#13-5724	#14-5582	#15-5504	#16-5677	#17-5288	#18-5310	#19-5528	#20-5343
#21-5595	#22-5675	#23-5683	#24-5423	#25-5360	#26-5493	#27-5718	#28-5478	#29-5699	#30-5549
#31-5640	#32-5570	#33-5375	#34-5274	#35-5523	#36-5463	#37-5394	#38-5650	#39-5469	#40-5295
#41-5458	#42-5408	#43-5356	#44-5576	#45-5543	#46-5654	#47-5488	#48-5719	#49-5260	#50-5466
#51-5427	#52-5277	#53-5676	#54-5680	#55-5298	#56-5521	#57-5626	#58-5664	#59-5511	#60-5409
#61-5276	#62-5459	#63-5628	#64-5412	#65-5599	#66-5557	#67-5706	#68-5464	#69-5619	#70-5384
#71-5308	#72-5387	#73-5516	#74-5577	#75-5268	#76-5604	#77-5431	#78-5255	#79-5468	#80-5482
#81-5372	#82-5613	#83-5618	#84-5419	#85-5701	#86-5252	#87-5562	#88-5454	#89-5389	#90-5309
#91-5519	#92-5674	#93-5414	#94-5304	#95-5655	#96-5263	#97-5520	#98-5572	#99-5292	#100-5693

This test report may be reproduced in full only. The document may only be updated by MiCOM Labs personnel. All changes will be noted in the Document History section of the report.

Type 6 #4 [Back to Summary]									
This table contains a list of 100 hop frequencies, randomly selected from 5250-5724MHz in 1MHz steps									
#01-5628	#02-5543	#03-5506	#04-5668	#05-5607	#06-5309	#07-5330	#08-5404	#09-5276	#10-5445
#11-5701	#12-5523	#13-5468	#14-5429	#15-5581	#16-5703	#17-5627	#18-5414	#19-5720	#20-5723
#21-5279	#22-5592	#23-5567	#24-5374	#25-5578	#26-5423	#27-5376	#28-5324	#29-5711	#30-5673
#31-5635	#32-5329	#33-5645	#34-5715	#35-5601	#36-5444	#37-5308	#38-5679	#39-5395	#40-5630
#41-5717	#42-5323	#43-5697	#44-5671	#45-5616	#46-5687	#47-5600	#48-5284	#49-5618	#50-5407
#51-5297	#52-5695	#53-5599	#54-5675	#55-5664	#56-5544	#57-5610	#58-5678	#59-5290	#60-5497
#61-5316	#62-5426	#63-5602	#64-5477	#65-5552	#66-5386	#67-5269	#68-5661	#69-5343	#70-5286
#71-5519	#72-5594	#73-5427	#74-5460	#75-5500	#76-5250	#77-5676	#78-5304	#79-5282	#80-5366
#81-5651	#82-5505	#83-5488	#84-5650	#85-5509	#86-5355	#87-5550	#88-5551	#89-5631	#90-5494
#91-5263	#92-5663	#93-5363	#94-5670	#95-5388	#96-5360	#97-5562	#98-5406	#99-5320	#100-5367

Type 6 #5 [Back to Summary]									
This table contains a list of 100 hop frequencies, randomly selected from 5250-5724MHz in 1MHz steps									
#01-5316	#02-5400	#03-5427	#04-5329	#05-5339	#06-5442	#07-5564	#08-5394	#09-5652	#10-5361
#11-5626	#12-5605	#13-5407	#14-5272	#15-5484	#16-5556	#17-5517	#18-5335	#19-5692	#20-5687
#21-5657	#22-5673	#23-5250	#24-5453	#25-5311	#26-5563	#27-5359	#28-5338	#29-5646	#30-5323
#31-5529	#32-5494	#33-5434	#34-5370	#35-5583	#36-5470	#37-5587	#38-5358	#39-5317	#40-5350
#41-5336	#42-5349	#43-5395	#44-5307	#45-5681	#46-5647	#47-5629	#48-5334	#49-5476	#50-5438
#51-5357	#52-5368	#53-5399	#54-5699	#55-5268	#56-5500	#57-5333	#58-5473	#59-5579	#60-5382
#61-5420	#62-5286	#63-5414	#64-5374	#65-5628	#66-5297	#67-5584	#68-5620	#69-5557	#70-5253
#71-5606	#72-5436	#73-5433	#74-5366	#75-5714	#76-5302	#77-5306	#78-5327	#79-5660	#80-5465
#81-5685	#82-5678	#83-5452	#84-5275	#85-5565	#86-5601	#87-5482	#88-5263	#89-5611	#90-5644
#91-5483	#92-5505	#93-5625	#94-5287	#95-5462	#96-5602	#97-5506	#98-5498	#99-5641	#100-5264

Type 6 #6 [Back to Summary]									
This table contains a list of 100 hop frequencies, randomly selected from 5250-5724MHz in 1MHz steps									
#01-5619	#02-5621	#03-5292	#04-5356	#05-5589	#06-5504	#07-5325	#08-5343	#09-5350	#10-5674
#11-5414	#12-5675	#13-5569	#14-5386	#15-5559	#16-5304	#17-5680	#18-5354	#19-5359	#20-5293
#21-5366	#22-5686	#23-5678	#24-5653	#25-5465	#26-5677	#27-5299	#28-5451	#29-5308	#30-5684
#31-5437	#32-5286	#33-5442	#34-5378	#35-5523	#36-5495	#37-5617	#38-5263	#39-5662	#40-5518
#41-5544	#42-5534	#43-5340	#44-5591	#45-5270	#46-5407	#47-5646	#48-5401	#49-5388	#50-5597
#51-5623	#52-5657	#53-5668	#54-5364	#55-5615	#56-5637	#57-5454	#58-5599	#59-5479	#60-5291
#61-5715	#62-5702	#63-5639	#64-5382	#65-5669	#66-5430	#67-5506	#68-5434	#69-5462	#70-5346
#71-5573	#72-5392	#73-5394	#74-5562	#75-5515	#76-5484	#77-5433	#78-5431	#79-5432	#80-5387
#81-5532	#82-5298	#83-5413	#84-5539	#85-5510	#86-5435	#87-5409	#88-5605	#89-5704	#90-5533
#91-5313	#92-5289	#93-5502	#94-5363	#95-5310	#96-5564	#97-5625	#98-5461	#99-5663	#100-5491

This test report may be reproduced in full only. The document may only be updated by MiCOM Labs personnel. All changes will be noted in the Document History section of the report.

Type 6 #7 [Back to Summary]									
This table contains a list of 100 hop frequencies, randomly selected from 5250-5724MHz in 1MHz steps									
#01-5299	#02-5514	#03-5523	#04-5526	#05-5349	#06-5402	#07-5271	#08-5417	#09-5296	#10-5629
#11-5432	#12-5654	#13-5475	#14-5567	#15-5409	#16-5720	#17-5347	#18-5554	#19-5482	#20-5537
#21-5292	#22-5534	#23-5614	#24-5575	#25-5449	#26-5479	#27-5424	#28-5511	#29-5592	#30-5531
#31-5650	#32-5593	#33-5255	#34-5647	#35-5490	#36-5636	#37-5607	#38-5505	#39-5552	#40-5512
#41-5621	#42-5717	#43-5598	#44-5361	#45-5433	#46-5536	#47-5467	#48-5487	#49-5569	#50-5527
#51-5632	#52-5431	#53-5480	#54-5448	#55-5489	#56-5625	#57-5673	#58-5326	#59-5595	#60-5703
#61-5484	#62-5549	#63-5704	#64-5563	#65-5648	#66-5327	#67-5413	#68-5333	#69-5464	#70-5298
#71-5655	#72-5275	#73-5396	#74-5542	#75-5266	#76-5463	#77-5265	#78-5668	#79-5681	#80-5274
#81-5273	#82-5253	#83-5268	#84-5412	#85-5500	#86-5250	#87-5345	#88-5687	#89-5635	#90-5573
#91-5278	#92-5321	#93-5477	#94-5618	#95-5509	#96-5708	#97-5390	#98-5323	#99-5485	#100-5313

Type 6 #8 [Back to Summary]									
This table contains a list of 100 hop frequencies, randomly selected from 5250-5724MHz in 1MHz steps									
#01-5583	#02-5501	#03-5455	#04-5302	#05-5672	#06-5608	#07-5460	#08-5310	#09-5652	#10-5271
#11-5459	#12-5526	#13-5485	#14-5685	#15-5400	#16-5398	#17-5354	#18-5327	#19-5318	#20-5370
#21-5658	#22-5388	#23-5331	#24-5722	#25-5325	#26-5314	#27-5372	#28-5664	#29-5480	#30-5684
#31-5541	#32-5675	#33-5512	#34-5665	#35-5410	#36-5636	#37-5295	#38-5396	#39-5461	#40-5477
#41-5470	#42-5708	#43-5552	#44-5543	#45-5519	#46-5716	#47-5657	#48-5361	#49-5604	#50-5313
#51-5255	#52-5365	#53-5379	#54-5444	#55-5419	#56-5457	#57-5702	#58-5486	#59-5521	#60-5554
#61-5692	#62-5509	#63-5264	#64-5545	#65-5525	#66-5489	#67-5353	#68-5682	#69-5274	#70-5581
#71-5618	#72-5437	#73-5405	#74-5504	#75-5428	#76-5530	#77-5322	#78-5439	#79-5369	#80-5330
#81-5670	#82-5397	#83-5536	#84-5690	#85-5466	#86-5562	#87-5418	#88-5700	#89-5680	#90-5641
#91-5265	#92-5346	#93-5284	#94-5505	#95-5421	#96-5382	#97-5607	#98-5257	#99-5646	#100-5289

Type 6 #9 [Back to Summary]									
This table contains a list of 100 hop frequencies, randomly selected from 5250-5724MHz in 1MHz steps									
#01-5398	#02-5472	#03-5667	#04-5289	#05-5640	#06-5279	#07-5421	#08-5535	#09-5296	#10-5704
#11-5434	#12-5612	#13-5702	#14-5563	#15-5592	#16-5258	#17-5560	#18-5273	#19-5516	#20-5514
#21-5579	#22-5606	#23-5662	#24-5521	#25-5389	#26-5407	#27-5394	#28-5275	#29-5626	#30-5307
#31-5658	#32-5362	#33-5409	#34-5438	#35-5522	#36-5649	#37-5594	#38-5650	#39-5550	#40-5533
#41-5722	#42-5609	#43-5654	#44-5701	#45-5456	#46-5378	#47-5368	#48-5445	#49-5637	#50-5412
#51-5546	#52-5584	#53-5465	#54-5382	#55-5534	#56-5395	#57-5625	#58-5483	#59-5396	#60-5633
#61-5713	#62-5295	#63-5322	#64-5452	#65-5291	#66-5634	#67-5447	#68-5708	#69-5695	#70-5677
#71-5686	#72-5315	#73-5261	#74-5674	#75-5463	#76-5486	#77-5324	#78-5621	#79-5277	#80-5254
#81-5255	#82-5365	#83-5448	#84-5317	#85-5648	#86-5575	#87-5700	#88-5665	#89-5655	#90-5384
#91-5404	#92-5272	#93-5636	#94-5386	#95-5482	#96-5590	#97-5564	#98-5573	#99-5330	#100-5613

This test report may be reproduced in full only. The document may only be updated by MiCOM Labs personnel. All changes will be noted in the Document History section of the report.

Type 6 #10 [Back to Summary]									
This table contains a list of 100 hop frequencies, randomly selected from 5250-5724MHz in 1MHz steps									
#01-5443	#02-5659	#03-5283	#04-5419	#05-5477	#06-5696	#07-5425	#08-5509	#09-5285	#10-5552
#11-5666	#12-5609	#13-5380	#14-5309	#15-5719	#16-5261	#17-5280	#18-5655	#19-5335	#20-5434
#21-5519	#22-5392	#23-5441	#24-5574	#25-5662	#26-5389	#27-5411	#28-5515	#29-5416	#30-5516
#31-5367	#32-5386	#33-5598	#34-5714	#35-5542	#36-5530	#37-5438	#38-5683	#39-5475	#40-5319
#41-5369	#42-5393	#43-5331	#44-5277	#45-5256	#46-5422	#47-5648	#48-5468	#49-5399	#50-5528
#51-5259	#52-5616	#53-5703	#54-5627	#55-5284	#56-5263	#57-5593	#58-5548	#59-5472	#60-5506
#61-5320	#62-5374	#63-5322	#64-5697	#65-5584	#66-5365	#67-5400	#68-5724	#69-5359	#70-5547
#71-5656	#72-5692	#73-5487	#74-5297	#75-5588	#76-5698	#77-5582	#78-5589	#79-5650	#80-5535
#81-5649	#82-5461	#83-5325	#84-5500	#85-5357	#86-5507	#87-5529	#88-5474	#89-5351	#90-5524
#91-5279	#92-5254	#93-5470	#94-5427	#95-5668	#96-5618	#97-5617	#98-5330	#99-5353	#100-5318

Type 6 #11 [Back to Summary]									
This table contains a list of 100 hop frequencies, randomly selected from 5250-5724MHz in 1MHz steps									
#01-5500	#02-5671	#03-5254	#04-5311	#05-5580	#06-5615	#07-5642	#08-5471	#09-5448	#10-5611
#11-5263	#12-5398	#13-5298	#14-5373	#15-5290	#16-5625	#17-5616	#18-5577	#19-5268	#20-5431
#21-5590	#22-5688	#23-5267	#24-5584	#25-5478	#26-5515	#27-5639	#28-5696	#29-5283	#30-5683
#31-5454	#32-5545	#33-5685	#34-5378	#35-5495	#36-5296	#37-5651	#38-5557	#39-5605	#40-5326
#41-5392	#42-5716	#43-5322	#44-5578	#45-5339	#46-5250	#47-5266	#48-5312	#49-5646	#50-5452
#51-5537	#52-5654	#53-5395	#54-5558	#55-5315	#56-5700	#57-5415	#58-5653	#59-5533	#60-5443
#61-5412	#62-5636	#63-5379	#64-5570	#65-5353	#66-5598	#67-5710	#68-5612	#69-5599	#70-5593
#71-5406	#72-5386	#73-5343	#74-5367	#75-5282	#76-5667	#77-5623	#78-5377	#79-5350	#80-5462
#81-5585	#82-5663	#83-5719	#84-5635	#85-5464	#86-5432	#87-5469	#88-5660	#89-5382	#90-5666
#91-5684	#92-5405	#93-5467	#94-5650	#95-5305	#96-5527	#97-5401	#98-5607	#99-5553	#100-5365

Type 6 #12 [Back to Summary]									
This table contains a list of 100 hop frequencies, randomly selected from 5250-5724MHz in 1MHz steps									
#01-5383	#02-5711	#03-5391	#04-5678	#05-5316	#06-5264	#07-5438	#08-5279	#09-5357	#10-5315
#11-5415	#12-5712	#13-5716	#14-5701	#15-5384	#16-5410	#17-5661	#18-5451	#19-5686	#20-5426
#21-5536	#22-5601	#23-5577	#24-5433	#25-5575	#26-5634	#27-5472	#28-5392	#29-5547	#30-5310
#31-5656	#32-5306	#33-5308	#34-5603	#35-5502	#36-5477	#37-5291	#38-5516	#39-5593	#40-5367
#41-5655	#42-5298	#43-5273	#44-5518	#45-5311	#46-5476	#47-5674	#48-5645	#49-5366	#50-5465
#51-5452	#52-5376	#53-5554	#54-5506	#55-5682	#56-5352	#57-5406	#58-5517	#59-5295	#60-5456
#61-5296	#62-5359	#63-5653	#64-5362	#65-5448	#66-5632	#67-5368	#68-5394	#69-5582	#70-5568
#71-5673	#72-5605	#73-5553	#74-5640	#75-5514	#76-5407	#77-5523	#78-5430	#79-5570	#80-5453
#81-5385	#82-5721	#83-5343	#84-5333	#85-5414	#86-5436	#87-5432	#88-5251	#89-5614	#90-5409
#91-5382	#92-5364	#93-5475	#94-5263	#95-5722	#96-5320	#97-5594	#98-5327	#99-5427	#100-5677

This test report may be reproduced in full only. The document may only be updated by MiCOM Labs personnel. All changes will be noted in the Document History section of the report.

Type 6 #13 [Back to Summary]									
This table contains a list of 100 hop frequencies, randomly selected from 5250-5724MHz in 1MHz steps									
#01-5555	#02-5292	#03-5563	#04-5723	#05-5718	#06-5548	#07-5275	#08-5451	#09-5655	#10-5698
#11-5722	#12-5313	#13-5538	#14-5284	#15-5705	#16-5396	#17-5491	#18-5407	#19-5552	#20-5663
#21-5480	#22-5381	#23-5293	#24-5297	#25-5458	#26-5432	#27-5499	#28-5583	#29-5308	#30-5478
#31-5350	#32-5513	#33-5291	#34-5575	#35-5437	#36-5581	#37-5609	#38-5422	#39-5524	#40-5684
#41-5435	#42-5385	#43-5300	#44-5274	#45-5450	#46-5687	#47-5340	#48-5448	#49-5334	#50-5661
#51-5516	#52-5375	#53-5616	#54-5537	#55-5431	#56-5680	#57-5671	#58-5339	#59-5567	#60-5677
#61-5321	#62-5640	#63-5493	#64-5688	#65-5408	#66-5379	#67-5683	#68-5386	#69-5607	#70-5709
#71-5277	#72-5704	#73-5294	#74-5721	#75-5273	#76-5258	#77-5469	#78-5699	#79-5542	#80-5559
#81-5643	#82-5621	#83-5479	#84-5394	#85-5482	#86-5635	#87-5519	#88-5579	#89-5572	#90-5612
#91-5520	#92-5337	#93-5590	#94-5425	#95-5694	#96-5685	#97-5490	#98-5672	#99-5303	#100-5531

Type 6 #14 [Back to Summary]									
This table contains a list of 100 hop frequencies, randomly selected from 5250-5724MHz in 1MHz steps									
#01-5348	#02-5637	#03-5492	#04-5435	#05-5686	#06-5648	#07-5331	#08-5518	#09-5661	#10-5666
#11-5675	#12-5379	#13-5489	#14-5377	#15-5710	#16-5450	#17-5476	#18-5337	#19-5429	#20-5341
#21-5499	#22-5354	#23-5631	#24-5407	#25-5557	#26-5500	#27-5448	#28-5619	#29-5276	#30-5488
#31-5277	#32-5545	#33-5709	#34-5712	#35-5683	#36-5521	#37-5711	#38-5438	#39-5481	#40-5304
#41-5676	#42-5579	#43-5682	#44-5351	#45-5298	#46-5454	#47-5699	#48-5290	#49-5446	#50-5691
#51-5401	#52-5643	#53-5717	#54-5330	#55-5305	#56-5491	#57-5498	#58-5572	#59-5320	#60-5291
#61-5639	#62-5436	#63-5352	#64-5669	#65-5392	#66-5502	#67-5654	#68-5623	#69-5375	#70-5390
#71-5644	#72-5413	#73-5673	#74-5306	#75-5509	#76-5295	#77-5473	#78-5555	#79-5522	#80-5600
#81-5626	#82-5414	#83-5719	#84-5603	#85-5465	#86-5470	#87-5665	#88-5634	#89-5479	#90-5580
#91-5406	#92-5630	#93-5677	#94-5360	#95-5681	#96-5317	#97-5503	#98-5404	#99-5322	#100-5642

Type 6 #15 [Back to Summary]									
This table contains a list of 100 hop frequencies, randomly selected from 5250-5724MHz in 1MHz steps									
#01-5356	#02-5435	#03-5713	#04-5526	#05-5571	#06-5437	#07-5334	#08-5639	#09-5476	#10-5292
#11-5703	#12-5508	#13-5398	#14-5438	#15-5269	#16-5683	#17-5714	#18-5390	#19-5481	#20-5704
#21-5659	#22-5342	#23-5624	#24-5604	#25-5343	#26-5525	#27-5468	#28-5598	#29-5455	#30-5346
#31-5358	#32-5260	#33-5646	#34-5685	#35-5285	#36-5676	#37-5357	#38-5387	#39-5446	#40-5580
#41-5565	#42-5354	#43-5363	#44-5651	#45-5419	#46-5524	#47-5647	#48-5662	#49-5514	#50-5377
#51-5648	#52-5708	#53-5264	#54-5535	#55-5359	#56-5433	#57-5296	#58-5693	#59-5460	#60-5379
#61-5692	#62-5586	#63-5329	#64-5709	#65-5257	#66-5606	#67-5253	#68-5284	#69-5374	#70-5344
#71-5511	#72-5677	#73-5649	#74-5250	#75-5546	#76-5661	#77-5347	#78-5557	#79-5706	#80-5336
#81-5553	#82-5702	#83-5474	#84-5566	#85-5341	#86-5478	#87-5369	#88-5381	#89-5699	#90-5428
#91-5337	#92-5567	#93-5350	#94-5632	#95-5614	#96-5275	#97-5274	#98-5406	#99-5509	#100-5397

This test report may be reproduced in full only. The document may only be updated by MiCOM Labs personnel. All changes will be noted in the Document History section of the report.

Type 6 #16 [Back to Summary]									
This table contains a list of 100 hop frequencies, randomly selected from 5250-5724MHz in 1MHz steps									
#01-5524	#02-5336	#03-5546	#04-5678	#05-5606	#06-5282	#07-5460	#08-5709	#09-5484	#10-5415
#11-5682	#12-5637	#13-5531	#14-5254	#15-5687	#16-5264	#17-5332	#18-5718	#19-5341	#20-5638
#21-5703	#22-5708	#23-5721	#24-5650	#25-5581	#26-5447	#27-5585	#28-5337	#29-5319	#30-5450
#31-5409	#32-5390	#33-5294	#34-5330	#35-5569	#36-5295	#37-5402	#38-5475	#39-5327	#40-5525
#41-5601	#42-5582	#43-5442	#44-5659	#45-5674	#46-5461	#47-5333	#48-5689	#49-5651	#50-5261
#51-5666	#52-5413	#53-5417	#54-5383	#55-5418	#56-5541	#57-5339	#58-5621	#59-5346	#60-5408
#61-5422	#62-5372	#63-5640	#64-5284	#65-5256	#66-5542	#67-5592	#68-5642	#69-5586	#70-5286
#71-5371	#72-5515	#73-5311	#74-5700	#75-5370	#76-5364	#77-5410	#78-5308	#79-5508	#80-5697
#81-5636	#82-5278	#83-5680	#84-5506	#85-5379	#86-5644	#87-5352	#88-5478	#89-5667	#90-5653
#91-5382	#92-5594	#93-5607	#94-5529	#95-5259	#96-5399	#97-5334	#98-5497	#99-5297	#100-5275

Type 6 #17 [Back to Summary]									
This table contains a list of 100 hop frequencies, randomly selected from 5250-5724MHz in 1MHz steps									
#01-5278	#02-5645	#03-5701	#04-5293	#05-5526	#06-5686	#07-5582	#08-5500	#09-5259	#10-5570
#11-5680	#12-5538	#13-5381	#14-5687	#15-5329	#16-5452	#17-5721	#18-5438	#19-5532	#20-5429
#21-5357	#22-5382	#23-5568	#24-5481	#25-5341	#26-5401	#27-5633	#28-5423	#29-5474	#30-5345
#31-5540	#32-5590	#33-5253	#34-5651	#35-5585	#36-5402	#37-5600	#38-5551	#39-5517	#40-5335
#41-5632	#42-5644	#43-5537	#44-5638	#45-5319	#46-5398	#47-5297	#48-5320	#49-5606	#50-5413
#51-5592	#52-5643	#53-5620	#54-5327	#55-5450	#56-5536	#57-5434	#58-5535	#59-5673	#60-5326
#61-5510	#62-5390	#63-5378	#64-5285	#65-5469	#66-5300	#67-5370	#68-5612	#69-5265	#70-5344
#71-5449	#72-5463	#73-5281	#74-5586	#75-5412	#76-5668	#77-5354	#78-5563	#79-5541	#80-5698
#81-5657	#82-5251	#83-5722	#84-5334	#85-5508	#86-5676	#87-5313	#88-5366	#89-5706	#90-5386
#91-5555	#92-5383	#93-5312	#94-5498	#95-5371	#96-5270	#97-5261	#98-5575	#99-5556	#100-5379

Type 6 #18 [Back to Summary]									
This table contains a list of 100 hop frequencies, randomly selected from 5250-5724MHz in 1MHz steps									
#01-5525	#02-5523	#03-5498	#04-5443	#05-5407	#06-5295	#07-5588	#08-5374	#09-5491	#10-5431
#11-5360	#12-5509	#13-5537	#14-5541	#15-5388	#16-5676	#17-5293	#18-5254	#19-5685	#20-5348
#21-5307	#22-5495	#23-5283	#24-5682	#25-5619	#26-5329	#27-5693	#28-5338	#29-5291	#30-5648
#31-5342	#32-5712	#33-5710	#34-5568	#35-5381	#36-5453	#37-5473	#38-5616	#39-5598	#40-5462
#41-5337	#42-5664	#43-5600	#44-5276	#45-5571	#46-5359	#47-5420	#48-5702	#49-5257	#50-5614
#51-5458	#52-5322	#53-5279	#54-5489	#55-5540	#56-5549	#57-5327	#58-5500	#59-5333	#60-5372
#61-5524	#62-5694	#63-5410	#64-5660	#65-5452	#66-5401	#67-5380	#68-5260	#69-5367	#70-5620
#71-5482	#72-5656	#73-5573	#74-5483	#75-5448	#76-5704	#77-5596	#78-5670	#79-5334	#80-5347
#81-5502	#82-5351	#83-5688	#84-5657	#85-5317	#86-5521	#87-5385	#88-5562	#89-5581	#90-5282
#91-5436	#92-5628	#93-5496	#94-5601	#95-5335	#96-5423	#97-5692	#98-5550	#99-5602	#100-5391

This test report may be reproduced in full only. The document may only be updated by MiCOM Labs personnel. All changes will be noted in the Document History section of the report.

Type 6 #19 [Back to Summary]									
This table contains a list of 100 hop frequencies, randomly selected from 5250-5724MHz in 1MHz steps									
#01-5447	#02-5679	#03-5384	#04-5257	#05-5609	#06-5700	#07-5568	#08-5604	#09-5520	#10-5461
#11-5622	#12-5254	#13-5274	#14-5272	#15-5448	#16-5308	#17-5697	#18-5334	#19-5583	#20-5338
#21-5422	#22-5511	#23-5588	#24-5295	#25-5278	#26-5327	#27-5607	#28-5362	#29-5530	#30-5628
#31-5370	#32-5456	#33-5681	#34-5304	#35-5540	#36-5692	#37-5298	#38-5341	#39-5678	#40-5506
#41-5292	#42-5369	#43-5432	#44-5603	#45-5473	#46-5403	#47-5277	#48-5451	#49-5466	#50-5269
#51-5303	#52-5418	#53-5686	#54-5580	#55-5623	#56-5491	#57-5714	#58-5557	#59-5501	#60-5523
#61-5318	#62-5632	#63-5340	#64-5265	#65-5471	#66-5717	#67-5630	#68-5556	#69-5380	#70-5392
#71-5453	#72-5400	#73-5578	#74-5335	#75-5329	#76-5629	#77-5437	#78-5280	#79-5372	#80-5719
#81-5442	#82-5716	#83-5264	#84-5302	#85-5536	#86-5634	#87-5534	#88-5505	#89-5495	#90-5661
#91-5435	#92-5675	#93-5363	#94-5618	#95-5276	#96-5316	#97-5348	#98-5430	#99-5482	#100-5406

Type 6 #20 [Back to Summary]									
This table contains a list of 100 hop frequencies, randomly selected from 5250-5724MHz in 1MHz steps									
#01-5635	#02-5351	#03-5597	#04-5335	#05-5415	#06-5662	#07-5510	#08-5643	#09-5270	#10-5279
#11-5525	#12-5638	#13-5542	#14-5328	#15-5580	#16-5570	#17-5679	#18-5590	#19-5322	#20-5682
#21-5398	#22-5618	#23-5506	#24-5405	#25-5323	#26-5406	#27-5386	#28-5346	#29-5355	#30-5621
#31-5261	#32-5397	#33-5484	#34-5583	#35-5391	#36-5435	#37-5260	#38-5548	#39-5369	#40-5567
#41-5710	#42-5268	#43-5646	#44-5673	#45-5450	#46-5654	#47-5540	#48-5420	#49-5470	#50-5394
#51-5565	#52-5698	#53-5257	#54-5267	#55-5442	#56-5262	#57-5258	#58-5526	#59-5413	#60-5537
#61-5374	#62-5377	#63-5404	#64-5683	#65-5661	#66-5395	#67-5560	#68-5380	#69-5479	#70-5696
#71-5379	#72-5452	#73-5584	#74-5457	#75-5477	#76-5650	#77-5610	#78-5421	#79-5424	#80-5684
#81-5576	#82-5589	#83-5543	#84-5535	#85-5360	#86-5291	#87-5547	#88-5456	#89-5628	#90-5545
#91-5296	#92-5695	#93-5603	#94-5275	#95-5634	#96-5263	#97-5344	#98-5468	#99-5553	#100-5539

Type 6 #21 [Back to Summary]									
This table contains a list of 100 hop frequencies, randomly selected from 5250-5724MHz in 1MHz steps									
#01-5710	#02-5389	#03-5505	#04-5680	#05-5488	#06-5652	#07-5621	#08-5571	#09-5678	#10-5445
#11-5357	#12-5537	#13-5530	#14-5267	#15-5569	#16-5360	#17-5438	#18-5399	#19-5648	#20-5411
#21-5681	#22-5636	#23-5551	#24-5507	#25-5691	#26-5625	#27-5700	#28-5464	#29-5326	#30-5380
#31-5698	#32-5559	#33-5603	#34-5557	#35-5395	#36-5580	#37-5335	#38-5309	#39-5529	#40-5394
#41-5307	#42-5591	#43-5575	#44-5587	#45-5316	#46-5469	#47-5617	#48-5418	#49-5709	#50-5280
#51-5403	#52-5679	#53-5377	#54-5279	#55-5323	#56-5563	#57-5723	#58-5714	#59-5676	#60-5406
#61-5494	#62-5314	#63-5384	#64-5702	#65-5651	#66-5434	#67-5424	#68-5504	#69-5352	#70-5340
#71-5368	#72-5266	#73-5623	#74-5294	#75-5701	#76-5644	#77-5624	#78-5333	#79-5296	#80-5342
#81-5649	#82-5268	#83-5431	#84-5574	#85-5484	#86-5582	#87-5346	#88-5446	#89-5577	#90-5713
#91-5593	#92-5511	#93-5453	#94-5339	#95-5542	#96-5432	#97-5719	#98-5454	#99-5313	#100-5561

This test report may be reproduced in full only. The document may only be updated by MiCOM Labs personnel. All changes will be noted in the Document History section of the report.

Type 6 #22 [Back to Summary]									
This table contains a list of 100 hop frequencies, randomly selected from 5250-5724MHz in 1MHz steps									
#01-5360	#02-5380	#03-5278	#04-5587	#05-5328	#06-5339	#07-5431	#08-5593	#09-5402	#10-5323
#11-5337	#12-5366	#13-5520	#14-5327	#15-5675	#16-5591	#17-5647	#18-5256	#19-5618	#20-5516
#21-5335	#22-5426	#23-5439	#24-5440	#25-5535	#26-5588	#27-5625	#28-5301	#29-5612	#30-5722
#31-5639	#32-5321	#33-5443	#34-5456	#35-5695	#36-5503	#37-5257	#38-5265	#39-5708	#40-5602
#41-5385	#42-5519	#43-5423	#44-5543	#45-5464	#46-5482	#47-5378	#48-5532	#49-5646	#50-5419
#51-5294	#52-5332	#53-5576	#54-5397	#55-5528	#56-5567	#57-5692	#58-5308	#59-5514	#60-5326
#61-5659	#62-5449	#63-5608	#64-5469	#65-5620	#66-5393	#67-5724	#68-5603	#69-5400	#70-5632
#71-5353	#72-5717	#73-5374	#74-5648	#75-5329	#76-5325	#77-5470	#78-5387	#79-5713	#80-5398
#81-5604	#82-5548	#83-5616	#84-5453	#85-5422	#86-5544	#87-5595	#88-5250	#89-5344	#90-5581
#91-5262	#92-5483	#93-5389	#94-5540	#95-5487	#96-5656	#97-5669	#98-5381	#99-5508	#100-5536

Type 6 #23 [Back to Summary]									
This table contains a list of 100 hop frequencies, randomly selected from 5250-5724MHz in 1MHz steps									
#01-5443	#02-5549	#03-5384	#04-5434	#05-5250	#06-5677	#07-5522	#08-5460	#09-5459	#10-5589
#11-5321	#12-5502	#13-5520	#14-5430	#15-5516	#16-5581	#17-5329	#18-5438	#19-5265	#20-5676
#21-5622	#22-5518	#23-5381	#24-5415	#25-5665	#26-5403	#27-5654	#28-5624	#29-5307	#30-5304
#31-5659	#32-5417	#33-5357	#34-5642	#35-5704	#36-5441	#37-5409	#38-5411	#39-5442	#40-5297
#41-5605	#42-5608	#43-5371	#44-5397	#45-5612	#46-5376	#47-5359	#48-5695	#49-5324	#50-5264
#51-5480	#52-5366	#53-5557	#54-5638	#55-5650	#56-5418	#57-5694	#58-5494	#59-5572	#60-5273
#61-5405	#62-5655	#63-5628	#64-5394	#65-5603	#66-5450	#67-5325	#68-5422	#69-5643	#70-5720
#71-5692	#72-5320	#73-5396	#74-5708	#75-5253	#76-5303	#77-5276	#78-5544	#79-5707	#80-5289
#81-5428	#82-5301	#83-5525	#84-5440	#85-5641	#86-5595	#87-5274	#88-5455	#89-5691	#90-5467
#91-5508	#92-5498	#93-5633	#94-5620	#95-5627	#96-5346	#97-5485	#98-5399	#99-5486	#100-5503

Type 6 #24 [Back to Summary]									
This table contains a list of 100 hop frequencies, randomly selected from 5250-5724MHz in 1MHz steps									
#01-5434	#02-5690	#03-5440	#04-5545	#05-5453	#06-5693	#07-5420	#08-5365	#09-5476	#10-5577
#11-5594	#12-5599	#13-5396	#14-5301	#15-5707	#16-5251	#17-5375	#18-5667	#19-5338	#20-5534
#21-5430	#22-5490	#23-5470	#24-5560	#25-5503	#26-5635	#27-5284	#28-5330	#29-5668	#30-5627
#31-5288	#32-5354	#33-5526	#34-5563	#35-5474	#36-5450	#37-5300	#38-5264	#39-5575	#40-5715
#41-5655	#42-5598	#43-5624	#44-5487	#45-5568	#46-5645	#47-5344	#48-5359	#49-5456	#50-5398
#51-5340	#52-5322	#53-5469	#54-5605	#55-5292	#56-5543	#57-5659	#58-5422	#59-5533	#60-5674
#61-5555	#62-5495	#63-5463	#64-5482	#65-5525	#66-5324	#67-5371	#68-5323	#69-5499	#70-5580
#71-5500	#72-5539	#73-5686	#74-5604	#75-5441	#76-5409	#77-5573	#78-5558	#79-5615	#80-5454
#81-5619	#82-5254	#83-5570	#84-5258	#85-5252	#86-5403	#87-5432	#88-5705	#89-5378	#90-5617
#91-5412	#92-5285	#93-5335	#94-5565	#95-5466	#96-5418	#97-5643	#98-5413	#99-5394	#100-5467

This test report may be reproduced in full only. The document may only be updated by MiCOM Labs personnel. All changes will be noted in the Document History section of the report.

Type 6 #25 [Back to Summary]									
This table contains a list of 100 hop frequencies, randomly selected from 5250-5724MHz in 1MHz steps									
#01-5655	#02-5573	#03-5699	#04-5504	#05-5665	#06-5480	#07-5390	#08-5568	#09-5477	#10-5680
#11-5316	#12-5368	#13-5718	#14-5555	#15-5427	#16-5317	#17-5558	#18-5643	#19-5475	#20-5505
#21-5336	#22-5721	#23-5279	#24-5523	#25-5335	#26-5540	#27-5423	#28-5712	#29-5451	#30-5324
#31-5651	#32-5570	#33-5582	#34-5587	#35-5262	#36-5554	#37-5457	#38-5352	#39-5622	#40-5476
#41-5511	#42-5660	#43-5588	#44-5693	#45-5691	#46-5330	#47-5259	#48-5289	#49-5350	#50-5346
#51-5724	#52-5662	#53-5614	#54-5381	#55-5659	#56-5544	#57-5425	#58-5418	#59-5375	#60-5307
#61-5403	#62-5367	#63-5278	#64-5471	#65-5510	#66-5542	#67-5597	#68-5585	#69-5357	#70-5541
#71-5577	#72-5550	#73-5311	#74-5415	#75-5459	#76-5414	#77-5672	#78-5703	#79-5652	#80-5632
#81-5455	#82-5328	#83-5260	#84-5281	#85-5282	#86-5702	#87-5565	#88-5323	#89-5393	#90-5507
#91-5560	#92-5472	#93-5431	#94-5674	#95-5441	#96-5416	#97-5490	#98-5713	#99-5432	#100-5586

Type 6 #26 [Back to Summary]									
This table contains a list of 100 hop frequencies, randomly selected from 5250-5724MHz in 1MHz steps									
#01-5556	#02-5597	#03-5378	#04-5596	#05-5299	#06-5640	#07-5617	#08-5455	#09-5266	#10-5424
#11-5351	#12-5563	#13-5542	#14-5650	#15-5464	#16-5587	#17-5553	#18-5324	#19-5564	#20-5261
#21-5680	#22-5406	#23-5529	#24-5580	#25-5332	#26-5662	#27-5510	#28-5698	#29-5506	#30-5585
#31-5714	#32-5469	#33-5546	#34-5357	#35-5624	#36-5456	#37-5606	#38-5410	#39-5708	#40-5311
#41-5673	#42-5592	#43-5377	#44-5459	#45-5634	#46-5614	#47-5273	#48-5702	#49-5554	#50-5639
#51-5593	#52-5631	#53-5400	#54-5318	#55-5522	#56-5514	#57-5362	#58-5379	#59-5644	#60-5674
#61-5435	#62-5434	#63-5276	#64-5257	#65-5705	#66-5392	#67-5341	#68-5502	#69-5313	#70-5337
#71-5278	#72-5446	#73-5371	#74-5422	#75-5298	#76-5486	#77-5720	#78-5676	#79-5647	#80-5601
#81-5472	#82-5451	#83-5473	#84-5387	#85-5334	#86-5621	#87-5595	#88-5657	#89-5643	#90-5695
#91-5622	#92-5577	#93-5429	#94-5722	#95-5694	#96-5573	#97-5520	#98-5548	#99-5340	#100-5543

Type 6 #27 [Back to Summary]									
This table contains a list of 100 hop frequencies, randomly selected from 5250-5724MHz in 1MHz steps									
#01-5371	#02-5596	#03-5401	#04-5341	#05-5313	#06-5617	#07-5648	#08-5722	#09-5483	#10-5360
#11-5255	#12-5519	#13-5708	#14-5527	#15-5594	#16-5621	#17-5495	#18-5470	#19-5570	#20-5284
#21-5419	#22-5308	#23-5549	#24-5518	#25-5530	#26-5488	#27-5276	#28-5353	#29-5377	#30-5501
#31-5510	#32-5461	#33-5632	#34-5352	#35-5516	#36-5658	#37-5532	#38-5289	#39-5354	#40-5645
#41-5512	#42-5572	#43-5347	#44-5445	#45-5349	#46-5677	#47-5274	#48-5327	#49-5494	#50-5701
#51-5374	#52-5297	#53-5607	#54-5535	#55-5444	#56-5379	#57-5622	#58-5619	#59-5356	#60-5583
#61-5469	#62-5326	#63-5424	#64-5328	#65-5688	#66-5689	#67-5663	#68-5531	#69-5655	#70-5498
#71-5571	#72-5286	#73-5671	#74-5433	#75-5398	#76-5292	#77-5651	#78-5266	#79-5484	#80-5507
#81-5468	#82-5300	#83-5720	#84-5337	#85-5635	#86-5456	#87-5355	#88-5653	#89-5288	#90-5369
#91-5271	#92-5713	#93-5309	#94-5389	#95-5295	#96-5600	#97-5466	#98-5261	#99-5660	#100-5336

This test report may be reproduced in full only. The document may only be updated by MiCOM Labs personnel. All changes will be noted in the Document History section of the report.

Type 6 #28 [Back to Summary]									
This table contains a list of 100 hop frequencies, randomly selected from 5250-5724MHz in 1MHz steps									
#01-5696	#02-5467	#03-5252	#04-5409	#05-5453	#06-5548	#07-5543	#08-5385	#09-5585	#10-5637
#11-5694	#12-5575	#13-5621	#14-5448	#15-5472	#16-5465	#17-5357	#18-5568	#19-5394	#20-5279
#21-5271	#22-5629	#23-5412	#24-5293	#25-5284	#26-5302	#27-5438	#28-5632	#29-5547	#30-5457
#31-5364	#32-5617	#33-5292	#34-5484	#35-5533	#36-5352	#37-5494	#38-5624	#39-5464	#40-5551
#41-5610	#42-5411	#43-5326	#44-5339	#45-5538	#46-5317	#47-5571	#48-5378	#49-5250	#50-5628
#51-5341	#52-5682	#53-5266	#54-5314	#55-5304	#56-5684	#57-5374	#58-5400	#59-5360	#60-5636
#61-5562	#62-5377	#63-5522	#64-5322	#65-5689	#66-5663	#67-5363	#68-5588	#69-5669	#70-5654
#71-5468	#72-5336	#73-5678	#74-5471	#75-5710	#76-5591	#77-5503	#78-5546	#79-5553	#80-5272
#81-5660	#82-5276	#83-5417	#84-5479	#85-5393	#86-5370	#87-5473	#88-5354	#89-5640	#90-5298
#91-5283	#92-5528	#93-5262	#94-5254	#95-5719	#96-5607	#97-5440	#98-5612	#99-5290	#100-5397

Type 6 #29 [Back to Summary]									
This table contains a list of 100 hop frequencies, randomly selected from 5250-5724MHz in 1MHz steps									
#01-5277	#02-5537	#03-5654	#04-5573	#05-5693	#06-5255	#07-5627	#08-5414	#09-5493	#10-5382
#11-5265	#12-5548	#13-5499	#14-5391	#15-5507	#16-5563	#17-5522	#18-5434	#19-5694	#20-5467
#21-5445	#22-5550	#23-5538	#24-5337	#25-5435	#26-5532	#27-5665	#28-5466	#29-5716	#30-5709
#31-5313	#32-5659	#33-5513	#34-5600	#35-5632	#36-5463	#37-5554	#38-5568	#39-5510	#40-5387
#41-5309	#42-5586	#43-5282	#44-5459	#45-5278	#46-5596	#47-5472	#48-5406	#49-5335	#50-5256
#51-5643	#52-5547	#53-5676	#54-5452	#55-5724	#56-5566	#57-5388	#58-5410	#59-5315	#60-5423
#61-5508	#62-5319	#63-5331	#64-5285	#65-5624	#66-5483	#67-5293	#68-5258	#69-5678	#70-5648
#71-5557	#72-5250	#73-5386	#74-5688	#75-5280	#76-5304	#77-5701	#78-5504	#79-5719	#80-5560
#81-5623	#82-5307	#83-5691	#84-5649	#85-5430	#86-5713	#87-5349	#88-5321	#89-5306	#90-5610
#91-5327	#92-5438	#93-5675	#94-5424	#95-5379	#96-5363	#97-5428	#98-5397	#99-5332	#100-5546

Type 6 #30 [Back to Summary]									
This table contains a list of 100 hop frequencies, randomly selected from 5250-5724MHz in 1MHz steps									
#01-5540	#02-5488	#03-5694	#04-5511	#05-5411	#06-5631	#07-5721	#08-5416	#09-5588	#10-5610
#11-5262	#12-5315	#13-5318	#14-5699	#15-5302	#16-5554	#17-5270	#18-5497	#19-5549	#20-5485
#21-5668	#22-5500	#23-5567	#24-5353	#25-5527	#26-5374	#27-5680	#28-5412	#29-5491	#30-5700
#31-5655	#32-5394	#33-5359	#34-5666	#35-5494	#36-5451	#37-5268	#38-5442	#39-5325	#40-5615
#41-5272	#42-5426	#43-5609	#44-5355	#45-5404	#46-5310	#47-5598	#48-5377	#49-5508	#50-5574
#51-5603	#52-5289	#53-5376	#54-5407	#55-5507	#56-5290	#57-5600	#58-5425	#59-5368	#60-5287
#61-5385	#62-5648	#63-5590	#64-5361	#65-5544	#66-5478	#67-5356	#68-5410	#69-5418	#70-5391
#71-5469	#72-5421	#73-5620	#74-5667	#75-5285	#76-5607	#77-5441	#78-5330	#79-5516	#80-5319
#81-5313	#82-5367	#83-5293	#84-5384	#85-5660	#86-5265	#87-5571	#88-5324	#89-5389	#90-5474
#91-5431	#92-5538	#93-5674	#94-5557	#95-5380	#96-5401	#97-5414	#98-5550	#99-5535	#100-5434

This test report may be reproduced in full only. The document may only be updated by MiCOM Labs personnel. All changes will be noted in the Document History section of the report.

Type 5 #0 5492.11 [Back to Summary]

Burst Segment	Number of Pulses	Chirp Width MHz	t1 usec	Pulse Width (t2) usec	t3 usec	t4 usec	t5 usec	Total Segment Length usec
1	1	15	462052	74	0	0	1037874	1500000
2	3	12	1111741	63	1876	1905	384289	1500000
3	3	12	33816	99	1034	1009	1463844	1500000
4	1	10	1442298	57	0	0	57645	1500000
5	2	13	1177181	81	1243	0	321414	1500000
6	2	20	925337	77	1435	0	573074	1500000
7	2	9	215222	97	1730	0	1282854	1500000
8	3	5	998996	62	1701	1042	498075	1500000

Type 5 #1 5495.05 [Back to Summary]

Burst Segment	Number of Pulses	Chirp Width MHz	t1 usec	Pulse Width (t2) usec	t3 usec	t4 usec	t5 usec	Total Segment Length usec
1	1	17	597040	52	0	0	34486	631578
2	2	17	232110	69	1629	0	397701	631578
3	2	10	244525	54	1589	0	385356	631578
4	3	13	285184	71	1474	1714	342993	631578
5	2	11	431583	64	1992	0	197875	631578
6	3	9	282893	95	1768	1986	344646	631578
7	1	13	210163	65	0	0	421350	631578
8	2	18	100059	72	1831	0	529544	631578
9	1	8	460476	91	0	0	171011	631578
10	3	7	525779	98	1756	1765	101984	631578
11	2	10	264766	61	1213	0	365477	631578
12	3	17	312073	83	1260	1794	316202	631578
13	2	11	500241	93	1175	0	129976	631578
14	1	5	279760	51	0	0	351767	631578
15	3	15	398768	84	1555	1255	229748	631578
16	1	7	468201	83	0	0	163294	631578
17	2	13	290171	56	1931	0	339364	631578
18	1	6	89061	98	0	0	542419	631578
19	2	15	23296	92	1580	0	606518	631578

This test report may be reproduced in full only. The document may only be updated by MiCOM Labs personnel. All changes will be noted in the Document History section of the report.

Type 5 #2 5507.78 [Back to Summary]

Burst Segment	Number of Pulses	Chirp Width MHz	t1 usec	Pulse Width (t2) usec	t3 usec	t4 usec	t5 usec	Total Segment Length usec
1	3	18	676872	98	1554	1058	70222	750000
2	1	10	649989	85	0	0	99926	750000
3	3	17	715442	79	1958	1786	30577	750000
4	1	13	133071	83	0	0	616846	750000
5	2	19	711436	97	1922	0	36448	750000
6	3	19	246066	98	1720	1617	500303	750000
7	1	19	408897	80	0	0	341023	750000
8	3	6	376523	58	1080	1836	370387	750000
9	2	6	480527	61	1619	0	267732	750000
10	1	10	282331	56	0	0	467613	750000
11	3	5	574966	99	1860	1300	171577	750000
12	1	14	169005	98	0	0	580897	750000
13	3	20	552814	61	1705	1537	193761	750000
14	3	11	672642	95	1096	1787	74190	750000
15	2	15	534085	84	1927	0	213820	750000
16	3	9	396915	65	1648	1834	349408	750000

Type 5 #3 5490.11 [Back to Summary]

Burst Segment	Number of Pulses	Chirp Width MHz	t1 usec	Pulse Width (t2) usec	t3 usec	t4 usec	t5 usec	Total Segment Length usec
1	3	5	772336	68	1748	1592	224120	1000000
2	3	13	278563	61	1855	1887	717512	1000000
3	2	13	665957	76	1878	0	332013	1000000
4	1	9	589430	86	0	0	410484	1000000
5	3	11	55909	69	1186	1374	941324	1000000
6	1	9	577359	82	0	0	422559	1000000
7	1	15	908897	85	0	0	91018	1000000
8	1	8	290771	85	0	0	709144	1000000
9	2	13	729964	71	1398	0	268496	1000000
10	3	12	424208	70	1192	1340	573050	1000000
11	2	6	752923	67	1273	0	245670	1000000
12	3	15	716807	99	1562	1218	280116	1000000

This test report may be reproduced in full only. The document may only be updated by MiCOM Labs personnel. All changes will be noted in the Document History section of the report.

Type 5 #4 5514.78 [Back to Summary]

Burst Segment	Number of Pulses	Chirp Width MHz	t1 usec	Pulse Width (t2) usec	t3 usec	t4 usec	t5 usec	Total Segment Length usec
1	2	9	502067	60	1772	0	353183	857142
2	3	10	10381	81	1177	1440	843901	857142
3	1	5	447381	92	0	0	409669	857142
4	2	17	738179	79	1902	0	116903	857142
5	3	15	358351	61	1232	1992	495384	857142
6	3	8	62255	51	1039	1666	792029	857142
7	3	20	20824	95	1189	1454	833390	857142
8	3	14	172085	83	1996	1248	681564	857142
9	1	11	620478	52	0	0	236612	857142
10	2	6	270193	65	1769	0	585050	857142
11	3	10	666448	86	1558	1045	187833	857142
12	1	14	109208	97	0	0	747837	857142
13	1	20	133120	89	0	0	723933	857142
14	3	10	842164	52	1204	1559	12059	857142

Type 5 #5 5529.43 [Back to Summary]

Burst Segment	Number of Pulses	Chirp Width MHz	t1 usec	Pulse Width (t2) usec	t3 usec	t4 usec	t5 usec	Total Segment Length usec
1	1	20	490746	91	0	0	600072	1090909
2	3	20	989136	98	1158	1680	98641	1090909
3	3	17	655517	95	1062	1177	432868	1090909
4	2	8	782043	70	1639	0	307087	1090909
5	1	6	465793	94	0	0	625022	1090909
6	2	12	22456	95	1667	0	1066596	1090909
7	1	17	73666	76	0	0	1017167	1090909
8	2	11	158538	96	1107	0	931072	1090909
9	3	17	191589	59	1900	1218	896025	1090909
10	3	6	763173	59	1763	1455	324341	1090909
11	3	10	1027070	66	1530	1281	60830	1090909

This test report may be reproduced in full only. The document may only be updated by MiCOM Labs personnel. All changes will be noted in the Document History section of the report.

Type 5 #6 5529.10 [Back to Summary]

Burst Segment	Number of Pulses	Chirp Width MHz	t1 usec	Pulse Width (t2) usec	t3 usec	t4 usec	t5 usec	Total Segment Length usec
1	1	5	308642	75	0	0	322861	631578
2	2	17	71465	83	1442	0	558505	631578
3	3	9	165428	74	1199	1523	463206	631578
4	2	20	409847	73	1102	0	220483	631578
5	3	8	133160	77	1802	1732	494653	631578
6	1	8	275718	65	0	0	355795	631578
7	2	20	53530	64	1545	0	576375	631578
8	2	16	151348	90	1285	0	478765	631578
9	2	17	379894	87	1493	0	250017	631578
10	2	7	571826	63	1533	0	58093	631578
11	3	7	297638	80	1294	1924	330482	631578
12	1	17	176668	62	0	0	454848	631578
13	2	8	95871	75	1677	0	533880	631578
14	1	15	276865	65	0	0	354648	631578
15	2	17	542815	81	1656	0	86945	631578
16	1	17	453649	60	0	0	177869	631578
17	1	20	88727	62	0	0	542789	631578
18	3	13	419543	65	1948	1112	208780	631578
19	2	10	590728	81	1543	0	39145	631578

Type 5 #7 5503.79 [Back to Summary]

Burst Segment	Number of Pulses	Chirp Width MHz	t1 usec	Pulse Width (t2) usec	t3 usec	t4 usec	t5 usec	Total Segment Length usec
1	3	12	606179	96	1087	1341	891105	1500000
2	1	16	1363347	80	0	0	136573	1500000
3	1	19	476035	56	0	0	1023909	1500000
4	1	16	864449	86	0	0	635465	1500000
5	1	10	299594	76	0	0	1200330	1500000
6	3	7	962538	97	1204	1086	534881	1500000
7	1	9	111364	92	0	0	1388544	1500000
8	3	20	1042851	83	1325	1703	453872	1500000

This test report may be reproduced in full only. The document may only be updated by MiCOM Labs personnel. All changes will be noted in the Document History section of the report.

Type 5 #8 5506.25 [Back to Summary]

Burst Segment	Number of Pulses	Chirp Width MHz	t1 usec	Pulse Width (t2) usec	t3 usec	t4 usec	t5 usec	Total Segment Length usec
1	3	10	6585	53	1400	1866	989990	1000000
2	2	17	895708	50	1612	0	102580	1000000
3	3	12	697854	89	1421	1682	298776	1000000
4	1	20	136476	78	0	0	863446	1000000
5	1	14	912588	77	0	0	87335	1000000
6	2	9	354884	61	1282	0	643712	1000000
7	3	20	455040	51	1198	1255	542354	1000000
8	3	18	188314	90	1933	1715	807768	1000000
9	1	7	905507	51	0	0	94442	1000000
10	2	11	261216	79	1969	0	736657	1000000
11	1	16	241169	57	0	0	758774	1000000
12	2	17	235384	76	1488	0	762976	1000000

Type 5 #9 5516.15 [Back to Summary]

Burst Segment	Number of Pulses	Chirp Width MHz	t1 usec	Pulse Width (t2) usec	t3 usec	t4 usec	t5 usec	Total Segment Length usec
1	1	12	587487	87	0	0	79092	666666
2	3	14	474157	97	1238	1966	189014	666666
3	3	14	18177	66	1242	1948	645101	666666
4	2	5	423444	72	1120	0	241958	666666
5	3	6	167467	65	1596	1876	495532	666666
6	3	19	412887	89	1179	1311	251022	666666
7	1	12	567906	80	0	0	98680	666666
8	1	20	626784	63	0	0	39819	666666
9	2	9	534307	72	1361	0	130854	666666
10	2	9	10105	75	1447	0	654964	666666
11	2	6	135932	74	1153	0	529433	666666
12	2	9	450242	67	1000	0	215290	666666
13	2	5	392161	73	1536	0	272823	666666
14	3	15	237439	74	1492	1175	426338	666666
15	1	7	196538	51	0	0	470077	666666
16	2	16	236254	53	1793	0	428513	666666
17	3	10	550357	83	1919	1824	112317	666666
18	2	11	336834	100	1035	0	328597	666666

This test report may be reproduced in full only. The document may only be updated by MiCOM Labs personnel. All changes will be noted in the Document History section of the report.

Type 5 #10 5492.36 [Back to Summary]

Burst Segment	Number of Pulses	Chirp Width MHz	t1 usec	Pulse Width (t2) usec	t3 usec	t4 usec	t5 usec	Total Segment Length usec
1	1	10	557920	65	0	0	73593	631578
2	2	17	24262	86	1093	0	606051	631578
3	3	9	282893	90	1658	1184	345573	631578
4	3	16	310174	93	1361	1613	318151	631578
5	2	20	70972	97	1124	0	559288	631578
6	3	8	286574	88	1493	1235	342012	631578
7	3	19	258243	75	1731	1852	369527	631578
8	1	20	441434	67	0	0	190077	631578
9	1	18	38900	95	0	0	592583	631578
10	1	11	360177	82	0	0	271319	631578
11	1	15	564102	83	0	0	67393	631578
12	2	11	478060	81	1379	0	151977	631578
13	1	5	561644	50	0	0	69884	631578
14	2	10	102841	81	1603	0	526972	631578
15	1	6	282537	86	0	0	348955	631578
16	3	15	18784	50	1795	1328	609521	631578
17	1	18	46031	53	0	0	585494	631578
18	2	10	491890	82	1569	0	137955	631578
19	3	9	410205	56	1353	1473	218379	631578

Type 5 #11 5517.80 [Back to Summary]

Burst Segment	Number of Pulses	Chirp Width MHz	t1 usec	Pulse Width (t2) usec	t3 usec	t4 usec	t5 usec	Total Segment Length usec
1	2	17	176319	98	1771	0	488380	666666
2	2	6	439643	73	1368	0	225509	666666
3	2	20	161033	84	1656	0	503809	666666
4	2	10	462810	64	1292	0	202436	666666
5	2	15	122096	97	1256	0	543120	666666
6	1	18	25964	78	0	0	640624	666666
7	3	14	453432	68	1795	1900	209335	666666
8	3	13	400485	100	1765	1572	262544	666666
9	3	16	381447	85	1147	1679	282138	666666
10	1	13	7862	77	0	0	658727	666666
11	1	20	220507	59	0	0	446100	666666
12	2	13	137919	66	1588	0	527027	666666
13	3	5	580989	82	1395	1294	82742	666666
14	3	20	483959	54	1541	1590	179414	666666
15	2	6	151814	86	1688	0	512992	666666

This test report may be reproduced in full only. The document may only be updated by MiCOM Labs personnel. All changes will be noted in the Document History section of the report.

16	3	13	194298	55	1483	1440	469280	666666
17	2	10	557263	99	1430	0	107775	666666
18	2	11	644712	64	1431	0	20395	666666

Type 5 #12 5501.53 [Back to Summary]

Burst Segment	Number of Pulses	Chirp Width MHz	t1 usec	Pulse Width (t2) usec	t3 usec	t4 usec	t5 usec	Total Segment Length usec
1	2	16	338044	99	1309	0	460449	800000
2	1	12	123510	90	0	0	676400	800000
3	3	9	689423	98	1422	1460	107401	800000
4	2	11	66447	58	1445	0	731992	800000
5	3	10	743554	76	1569	1434	53215	800000
6	2	13	125519	52	1690	0	672687	800000
7	1	5	78953	88	0	0	720959	800000
8	1	19	393333	100	0	0	406567	800000
9	3	5	423268	86	1285	1300	373889	800000
10	3	20	85500	97	1973	1926	710310	800000
11	3	19	503422	100	1833	1111	293334	800000
12	1	12	661361	94	0	0	138545	800000
13	3	12	415585	98	1836	1800	380485	800000
14	2	16	203431	68	1650	0	594783	800000
15	3	10	31444	81	1722	1225	765366	800000

Type 5 #13 5518.56 [Back to Summary]

Burst Segment	Number of Pulses	Chirp Width MHz	t1 usec	Pulse Width (t2) usec	t3 usec	t4 usec	t5 usec	Total Segment Length usec
1	3	12	871500	100	1077	1600	625523	1500000
2	1	18	289742	58	0	0	1210200	1500000
3	3	18	15392	74	1044	1001	1482341	1500000
4	3	18	234630	52	1465	1731	1262018	1500000
5	2	8	1277646	81	1276	0	220916	1500000
6	1	13	166894	69	0	0	1333037	1500000
7	3	6	526950	80	1119	1496	970195	1500000
8	2	19	938925	68	1660	0	559279	1500000

This test report may be reproduced in full only. The document may only be updated by MiCOM Labs personnel. All changes will be noted in the Document History section of the report.

Type 5 #14 5520.38 [Back to Summary]

Burst Segment	Number of Pulses	Chirp Width MHz	t1 usec	Pulse Width (t2) usec	t3 usec	t4 usec	t5 usec	Total Segment Length usec
1	1	9	586209	69	0	0	163722	750000
2	1	14	297777	96	0	0	452127	750000
3	3	14	336321	70	1307	1599	410563	750000
4	3	10	593726	93	1730	1103	153162	750000
5	2	6	584449	54	1896	0	163547	750000
6	3	15	700313	75	1309	1694	46459	750000
7	3	13	725514	55	1341	1234	21746	750000
8	2	7	89175	82	1781	0	658880	750000
9	2	5	389112	74	1780	0	358960	750000
10	1	18	22808	74	0	0	727118	750000
11	1	18	217595	78	0	0	532327	750000
12	1	10	249	63	0	0	749688	750000
13	1	20	65590	70	0	0	684340	750000
14	3	17	81877	73	1202	1090	665612	750000
15	2	18	704341	94	1087	0	44384	750000
16	1	15	465029	62	0	0	284909	750000

Type 5 #15 5501.01 [Back to Summary]

Burst Segment	Number of Pulses	Chirp Width MHz	t1 usec	Pulse Width (t2) usec	t3 usec	t4 usec	t5 usec	Total Segment Length usec
1	1	12	109071	70	0	0	522437	631578
2	2	17	171886	83	1248	0	458278	631578
3	1	20	385268	61	0	0	246249	631578
4	2	17	19989	68	1841	0	609612	631578
5	2	8	270938	50	1577	0	358963	631578
6	3	19	387239	93	1200	1066	241794	631578
7	3	12	627553	52	1653	1483	733	631578
8	3	17	428705	98	1591	1316	199672	631578
9	2	18	422106	97	1890	0	207388	631578
10	1	16	114440	67	0	0	517071	631578
11	1	7	382515	60	0	0	249003	631578
12	2	20	201077	71	1523	0	428836	631578
13	2	16	286887	73	1633	0	342912	631578
14	1	9	80421	87	0	0	551070	631578
15	2	18	277803	74	1074	0	352553	631578
16	1	16	409013	66	0	0	222499	631578
17	2	7	544386	52	1665	0	85423	631578
18	2	15	183717	72	1845	0	445872	631578

This test report may be reproduced in full only. The document may only be updated by MiCOM Labs personnel. All changes will be noted in the Document History section of the report.

19	1	14	570505	93	0	0	60980	631578

Type 5 #16 5522.41 [Back to Summary]

Burst Segment	Number of Pulses	Chirp Width MHz	t1 usec	Pulse Width (t2) usec	t3 usec	t4 usec	t5 usec	Total Segment Length usec
1	2	18	817973	51	1964	0	103037	923076
2	2	7	130479	85	1362	0	791065	923076
3	3	10	39106	62	1099	1766	880919	923076
4	1	17	384579	96	0	0	538401	923076
5	2	19	351914	56	1599	0	569451	923076
6	1	10	416388	91	0	0	506597	923076
7	1	19	531383	64	0	0	391629	923076
8	2	11	339768	81	1289	0	581857	923076
9	3	18	481356	58	1901	1822	437823	923076
10	1	6	502647	54	0	0	420375	923076
11	1	17	876757	62	0	0	46257	923076
12	3	20	234216	74	1311	1132	686195	923076
13	2	15	640963	85	1382	0	280561	923076

Type 5 #17 5504.82 [Back to Summary]

Burst Segment	Number of Pulses	Chirp Width MHz	t1 usec	Pulse Width (t2) usec	t3 usec	t4 usec	t5 usec	Total Segment Length usec
1	3	15	471009	96	1973	1472	858591	1333333
2	3	6	765459	96	1603	1562	564421	1333333
3	1	14	393488	69	0	0	939776	1333333
4	1	8	269098	63	0	0	1064172	1333333
5	2	6	596745	66	1089	0	735367	1333333
6	1	5	1049456	64	0	0	283813	1333333
7	1	12	272880	76	0	0	1060377	1333333
8	3	6	96164	83	1412	1096	1234412	1333333
9	3	18	1229729	75	1886	1195	100298	1333333

This test report may be reproduced in full only. The document may only be updated by MiCOM Labs personnel. All changes will be noted in the Document History section of the report.

Type 5 #18 5493.94 [Back to Summary]

Burst Segment	Number of Pulses	Chirp Width MHz	t1 usec	Pulse Width (t2) usec	t3 usec	t4 usec	t5 usec	Total Segment Length usec
1	3	15	393955	88	1286	1559	602936	1000000
2	1	14	542261	75	0	0	457664	1000000
3	3	13	715925	79	1156	1074	281608	1000000
4	1	6	89570	96	0	0	910334	1000000
5	2	16	881162	80	1473	0	117205	1000000
6	1	13	705359	59	0	0	294582	1000000
7	2	19	77707	72	1164	0	920985	1000000
8	1	10	500691	76	0	0	499233	1000000
9	2	10	110170	55	1711	0	888009	1000000
10	1	18	571886	65	0	0	428049	1000000
11	3	17	103007	83	1751	1972	893021	1000000
12	3	11	402770	100	1042	1206	594682	1000000

Type 5 #19 5514.15 [Back to Summary]

Burst Segment	Number of Pulses	Chirp Width MHz	t1 usec	Pulse Width (t2) usec	t3 usec	t4 usec	t5 usec	Total Segment Length usec
1	1	17	849460	81	0	0	7601	857142
2	1	11	382643	94	0	0	474405	857142
3	3	10	833462	78	1617	1324	20505	857142
4	3	12	47338	83	1602	1169	806784	857142
5	2	18	743364	64	1927	0	111723	857142
6	2	10	784511	91	1078	0	71371	857142
7	2	6	783774	57	1064	0	72190	857142
8	3	6	347050	97	1010	1432	507359	857142
9	1	6	357452	54	0	0	499636	857142
10	1	7	68483	82	0	0	788577	857142
11	2	12	298180	96	1037	0	557733	857142
12	1	16	738475	96	0	0	118571	857142
13	1	5	78553	82	0	0	778507	857142
14	2	6	445082	96	1212	0	410656	857142

This test report may be reproduced in full only. The document may only be updated by MiCOM Labs personnel. All changes will be noted in the Document History section of the report.

Type 5 #20 5497.94 [Back to Summary]

Burst Segment	Number of Pulses	Chirp Width MHz	t1 usec	Pulse Width (t2) usec	t3 usec	t4 usec	t5 usec	Total Segment Length usec
1	1	16	396854	52	0	0	694003	1090909
2	2	15	218791	87	1336	0	870608	1090909
3	3	16	271181	75	1821	1696	815986	1090909
4	3	5	1075	100	1112	1749	1086673	1090909
5	3	5	416239	99	1998	1374	671001	1090909
6	1	7	26053	88	0	0	1064768	1090909
7	1	11	73196	81	0	0	1017632	1090909
8	1	13	925455	80	0	0	165374	1090909
9	1	16	785504	85	0	0	305320	1090909
10	3	11	915943	67	1816	1353	171596	1090909
11	2	5	840705	97	1099	0	248911	1090909

Type 5 #21 5518.00 [Back to Summary]

Burst Segment	Number of Pulses	Chirp Width MHz	t1 usec	Pulse Width (t2) usec	t3 usec	t4 usec	t5 usec	Total Segment Length usec
1	1	15	399635	53	0	0	691221	1090909
2	1	10	631598	68	0	0	459243	1090909
3	1	9	133206	88	0	0	957615	1090909
4	2	8	480342	82	1137	0	609266	1090909
5	1	5	298948	91	0	0	791870	1090909
6	1	16	666849	100	0	0	423960	1090909
7	2	12	255129	51	1129	0	834549	1090909
8	3	18	1053381	55	1127	1001	35235	1090909
9	3	15	160862	59	1945	1364	926561	1090909
10	3	5	787890	61	1264	1382	300190	1090909
11	2	12	311778	75	1843	0	777138	1090909

This test report may be reproduced in full only. The document may only be updated by MiCOM Labs personnel. All changes will be noted in the Document History section of the report.

Type 5 #22 5517.03 [Back to Summary]

Burst Segment	Number of Pulses	Chirp Width MHz	t1 usec	Pulse Width (t2) usec	t3 usec	t4 usec	t5 usec	Total Segment Length usec
1	3	6	461751	90	1968	1755	240138	705882
2	1	12	570857	93	0	0	134932	705882
3	3	9	169533	60	1306	1627	533236	705882
4	1	13	612857	62	0	0	92963	705882
5	3	14	243929	56	1760	1662	458363	705882
6	1	18	450010	65	0	0	255807	705882
7	3	18	148090	57	1119	1142	555360	705882
8	3	11	352439	98	1974	1620	349555	705882
9	3	12	53148	94	1849	1984	648619	705882
10	1	9	163545	69	0	0	542268	705882
11	1	5	606245	71	0	0	99566	705882
12	1	9	287750	66	0	0	418066	705882
13	2	5	40550	50	1813	0	663419	705882
14	2	7	293641	69	1163	0	410940	705882
15	2	18	174852	62	1586	0	529320	705882
16	1	16	203741	71	0	0	502070	705882
17	3	6	251577	68	1209	1447	451445	705882

Type 5 #23 5506.72 [Back to Summary]

Burst Segment	Number of Pulses	Chirp Width MHz	t1 usec	Pulse Width (t2) usec	t3 usec	t4 usec	t5 usec	Total Segment Length usec
1	3	6	478313	70	1283	1017	376319	857142
2	2	12	409447	51	1601	0	445992	857142
3	3	18	778539	91	1469	1824	75037	857142
4	3	5	144922	51	1415	1697	708955	857142
5	3	12	37795	71	1035	1493	816606	857142
6	2	14	460343	91	1455	0	395162	857142
7	3	6	680998	99	1880	1400	172567	857142
8	2	6	602385	90	1647	0	252930	857142
9	2	11	461886	96	1343	0	393721	857142
10	1	11	284080	76	0	0	572986	857142
11	1	8	195785	58	0	0	661299	857142
12	3	13	96692	78	1159	1983	757074	857142
13	3	11	419594	96	1272	1114	434874	857142
14	3	9	534369	51	1237	1425	319958	857142

This test report may be reproduced in full only. The document may only be updated by MiCOM Labs personnel. All changes will be noted in the Document History section of the report.

Type 5 #24 5525.28 [Back to Summary]

Burst Segment	Number of Pulses	Chirp Width MHz	t1 usec	Pulse Width (t2) usec	t3 usec	t4 usec	t5 usec	Total Segment Length usec
1	2	19	484918	57	1546	0	313422	800000
2	1	8	224778	75	0	0	575147	800000
3	1	11	462686	56	0	0	337258	800000
4	3	5	351878	93	1847	1273	444723	800000
5	3	18	514554	99	1803	1112	282234	800000
6	1	17	125677	93	0	0	674230	800000
7	1	19	383087	58	0	0	416855	800000
8	2	6	5352	86	1966	0	792510	800000
9	3	12	587563	50	1923	1510	208854	800000
10	1	13	595569	92	0	0	204339	800000
11	3	11	651481	50	1964	1984	144421	800000
12	2	10	718380	83	1776	0	79678	800000
13	1	16	26668	65	0	0	773267	800000
14	1	8	763763	100	0	0	36137	800000
15	1	17	49461	51	0	0	750488	800000

Type 5 #25 5496.44 [Back to Summary]

Burst Segment	Number of Pulses	Chirp Width MHz	t1 usec	Pulse Width (t2) usec	t3 usec	t4 usec	t5 usec	Total Segment Length usec
1	2	10	230304	72	1056	0	435162	666666
2	1	17	517848	91	0	0	148727	666666
3	1	7	543508	95	0	0	123063	666666
4	1	15	625951	97	0	0	40618	666666
5	1	8	71023	87	0	0	595556	666666
6	2	17	317490	86	1890	0	347114	666666
7	3	19	83688	54	1521	1707	579588	666666
8	3	14	376417	80	1552	1490	286967	666666
9	1	20	62189	64	0	0	604413	666666
10	2	18	144238	59	1882	0	520428	666666
11	3	9	26529	65	1075	1995	636872	666666
12	3	16	111055	87	1720	1561	552069	666666
13	3	16	265833	66	1923	1255	397457	666666
14	3	8	113092	60	1606	1371	550417	666666
15	2	12	8820	86	1219	0	656455	666666
16	1	20	5512	76	0	0	661078	666666
17	1	17	393023	99	0	0	273544	666666
18	2	6	571603	86	1071	0	93820	666666

This test report may be reproduced in full only. The document may only be updated by MiCOM Labs personnel. All changes will be noted in the Document History section of the report.

Type 5 #26 5523.23 [Back to Summary]

Burst Segment	Number of Pulses	Chirp Width MHz	t1 usec	Pulse Width (t2) usec	t3 usec	t4 usec	t5 usec	Total Segment Length usec
1	3	11	160814	97	1452	1968	467053	631578
2	1	17	27079	63	0	0	604436	631578
3	3	7	442445	100	1925	1124	185784	631578
4	1	15	455047	80	0	0	176451	631578
5	2	14	383010	59	1159	0	247291	631578
6	2	10	433152	96	1810	0	196424	631578
7	3	10	151676	57	1733	1538	476460	631578
8	3	12	529435	63	1964	1843	98147	631578
9	3	10	547275	96	1266	1802	80947	631578
10	2	12	263491	87	1494	0	366419	631578
11	1	15	203417	62	0	0	428099	631578
12	1	14	212820	93	0	0	418665	631578
13	3	6	396529	73	1358	1534	231938	631578
14	2	19	523	69	1733	0	629184	631578
15	1	19	495719	85	0	0	135774	631578
16	2	18	341532	85	1341	0	288535	631578
17	1	6	155946	94	0	0	475538	631578
18	1	8	308956	86	0	0	322536	631578
19	3	16	393157	96	1427	1856	234850	631578

Type 5 #27 5524.58 [Back to Summary]

Burst Segment	Number of Pulses	Chirp Width MHz	t1 usec	Pulse Width (t2) usec	t3 usec	t4 usec	t5 usec	Total Segment Length usec
1	2	13	951681	82	1802	0	546353	1500000
2	2	14	659829	74	1008	0	839015	1500000
3	2	9	263926	87	1459	0	1234441	1500000
4	2	13	433222	71	1082	0	1065554	1500000
5	3	18	607466	69	1167	1815	889345	1500000
6	3	20	385887	74	1001	1574	1111316	1500000
7	1	11	1237810	94	0	0	262096	1500000
8	1	16	267860	51	0	0	1232089	1500000

This test report may be reproduced in full only. The document may only be updated by MiCOM Labs personnel. All changes will be noted in the Document History section of the report.

Type 5 #28 5523.03 [Back to Summary]

Burst Segment	Number of Pulses	Chirp Width MHz	t1 usec	Pulse Width (t2) usec	t3 usec	t4 usec	t5 usec	Total Segment Length usec
1	1	17	648255	53	0	0	151692	800000
2	3	5	249637	99	1726	1293	547047	800000
3	3	10	623656	89	1035	1008	174034	800000
4	2	8	932	100	1415	0	797453	800000
5	2	18	531007	50	1123	0	267770	800000
6	2	10	316343	53	1484	0	482067	800000
7	3	16	37106	96	1685	1322	759599	800000
8	2	12	605123	92	1919	0	192774	800000
9	3	15	666622	85	1485	1727	129911	800000
10	2	17	380816	52	1034	0	418046	800000
11	3	15	547766	78	1053	1941	249006	800000
12	1	20	299810	79	0	0	500111	800000
13	3	7	278910	96	1869	1611	517322	800000
14	3	5	395766	87	1163	1788	401022	800000
15	1	10	172795	98	0	0	627107	800000

Type 5 #29 5523.90 [Back to Summary]

Burst Segment	Number of Pulses	Chirp Width MHz	t1 usec	Pulse Width (t2) usec	t3 usec	t4 usec	t5 usec	Total Segment Length usec
1	3	15	270164	78	1307	1727	476568	750000
2	1	7	15440	57	0	0	734503	750000
3	1	15	373049	55	0	0	376896	750000
4	3	11	389972	98	1861	1771	356102	750000
5	2	12	230577	55	1698	0	517615	750000
6	3	16	534289	94	1267	1319	212843	750000
7	3	5	211452	86	1388	1025	535877	750000
8	1	13	605593	54	0	0	144353	750000
9	3	10	268257	72	1417	1629	478481	750000
10	2	13	66285	97	1860	0	681661	750000
11	2	5	48313	85	1822	0	699695	750000
12	3	20	651900	100	1491	1631	94678	750000
13	3	13	81534	65	1381	1620	665270	750000
14	3	10	534066	84	1778	1216	212688	750000
15	3	7	275776	84	1281	1679	471012	750000
16	1	16	344669	89	0	0	405242	750000

This test report may be reproduced in full only. The document may only be updated by MiCOM Labs personnel. All changes will be noted in the Document History section of the report.

Type 6 #1 [Back to Summary]									
This table contains a list of 100 hop frequencies, randomly selected from 5250-5724MHz in 1MHz steps									
#01-5538	#02-5310	#03-5601	#04-5477	#05-5587	#06-5612	#07-5325	#08-5553	#09-5535	#10-5335
#11-5551	#12-5508	#13-5507	#14-5575	#15-5414	#16-5545	#17-5487	#18-5481	#19-5393	#20-5484
#21-5402	#22-5592	#23-5482	#24-5637	#25-5377	#26-5430	#27-5705	#28-5264	#29-5673	#30-5374
#31-5617	#32-5452	#33-5382	#34-5683	#35-5633	#36-5598	#37-5631	#38-5504	#39-5711	#40-5287
#41-5537	#42-5574	#43-5516	#44-5435	#45-5429	#46-5485	#47-5431	#48-5590	#49-5709	#50-5289
#51-5532	#52-5682	#53-5368	#54-5469	#55-5670	#56-5688	#57-5349	#58-5407	#59-5311	#60-5605
#61-5410	#62-5442	#63-5348	#64-5375	#65-5549	#66-5666	#67-5540	#68-5638	#69-5707	#70-5494
#71-5355	#72-5671	#73-5338	#74-5524	#75-5398	#76-5334	#77-5464	#78-5295	#79-5667	#80-5404
#81-5554	#82-5381	#83-5476	#84-5693	#85-5356	#86-5675	#87-5336	#88-5303	#89-5661	#90-5490
#91-5300	#92-5320	#93-5306	#94-5288	#95-5577	#96-5421	#97-5640	#98-5595	#99-5486	#100-5401

Type 6 #2 [Back to Summary]									
This table contains a list of 100 hop frequencies, randomly selected from 5250-5724MHz in 1MHz steps									
#01-5461	#02-5357	#03-5638	#04-5641	#05-5325	#06-5578	#07-5361	#08-5334	#09-5703	#10-5494
#11-5696	#12-5552	#13-5665	#14-5699	#15-5444	#16-5584	#17-5694	#18-5388	#19-5366	#20-5619
#21-5259	#22-5284	#23-5347	#24-5618	#25-5278	#26-5296	#27-5642	#28-5567	#29-5548	#30-5343
#31-5556	#32-5431	#33-5253	#34-5342	#35-5273	#36-5563	#37-5301	#38-5281	#39-5483	#40-5667
#41-5576	#42-5511	#43-5530	#44-5349	#45-5478	#46-5603	#47-5702	#48-5306	#49-5626	#50-5326
#51-5369	#52-5507	#53-5452	#54-5323	#55-5540	#56-5311	#57-5660	#58-5518	#59-5610	#60-5663
#61-5514	#62-5549	#63-5572	#64-5675	#65-5605	#66-5532	#67-5662	#68-5545	#69-5607	#70-5676
#71-5407	#72-5497	#73-5542	#74-5524	#75-5673	#76-5288	#77-5590	#78-5492	#79-5442	#80-5480
#81-5471	#82-5615	#83-5709	#84-5506	#85-5547	#86-5398	#87-5314	#88-5591	#89-5559	#90-5654
#91-5500	#92-5653	#93-5346	#94-5498	#95-5688	#96-5505	#97-5487	#98-5555	#99-5294	#100-5550

Type 6 #3 [Back to Summary]									
This table contains a list of 100 hop frequencies, randomly selected from 5250-5724MHz in 1MHz steps									
#01-5723	#02-5479	#03-5496	#04-5362	#05-5621	#06-5653	#07-5269	#08-5418	#09-5433	#10-5453
#11-5328	#12-5682	#13-5724	#14-5582	#15-5504	#16-5677	#17-5288	#18-5310	#19-5528	#20-5343
#21-5595	#22-5675	#23-5683	#24-5423	#25-5360	#26-5493	#27-5718	#28-5478	#29-5699	#30-5549
#31-5640	#32-5570	#33-5375	#34-5274	#35-5523	#36-5463	#37-5394	#38-5650	#39-5469	#40-5295
#41-5458	#42-5408	#43-5356	#44-5576	#45-5543	#46-5654	#47-5488	#48-5719	#49-5260	#50-5466
#51-5427	#52-5277	#53-5676	#54-5680	#55-5298	#56-5521	#57-5626	#58-5664	#59-5511	#60-5409
#61-5276	#62-5459	#63-5628	#64-5412	#65-5599	#66-5557	#67-5706	#68-5464	#69-5619	#70-5384
#71-5308	#72-5387	#73-5516	#74-5577	#75-5268	#76-5604	#77-5431	#78-5255	#79-5468	#80-5482
#81-5372	#82-5613	#83-5618	#84-5419	#85-5701	#86-5252	#87-5562	#88-5454	#89-5389	#90-5309
#91-5519	#92-5674	#93-5414	#94-5304	#95-5655	#96-5263	#97-5520	#98-5572	#99-5292	#100-5693

This test report may be reproduced in full only. The document may only be updated by MiCOM Labs personnel. All changes will be noted in the Document History section of the report.

Type 6 #4 [Back to Summary]									
This table contains a list of 100 hop frequencies, randomly selected from 5250-5724MHz in 1MHz steps									
#01-5628	#02-5543	#03-5506	#04-5668	#05-5607	#06-5309	#07-5330	#08-5404	#09-5276	#10-5445
#11-5701	#12-5523	#13-5468	#14-5429	#15-5581	#16-5703	#17-5627	#18-5414	#19-5720	#20-5723
#21-5279	#22-5592	#23-5567	#24-5374	#25-5578	#26-5423	#27-5376	#28-5324	#29-5711	#30-5673
#31-5635	#32-5329	#33-5645	#34-5715	#35-5601	#36-5444	#37-5308	#38-5679	#39-5395	#40-5630
#41-5717	#42-5323	#43-5697	#44-5671	#45-5616	#46-5687	#47-5600	#48-5284	#49-5618	#50-5407
#51-5297	#52-5695	#53-5599	#54-5675	#55-5664	#56-5544	#57-5610	#58-5678	#59-5290	#60-5497
#61-5316	#62-5426	#63-5602	#64-5477	#65-5552	#66-5386	#67-5269	#68-5661	#69-5343	#70-5286
#71-5519	#72-5594	#73-5427	#74-5460	#75-5500	#76-5250	#77-5676	#78-5304	#79-5282	#80-5366
#81-5651	#82-5505	#83-5488	#84-5650	#85-5509	#86-5355	#87-5550	#88-5551	#89-5631	#90-5494
#91-5263	#92-5663	#93-5363	#94-5670	#95-5388	#96-5360	#97-5562	#98-5406	#99-5320	#100-5367

Type 6 #5 [Back to Summary]									
This table contains a list of 100 hop frequencies, randomly selected from 5250-5724MHz in 1MHz steps									
#01-5316	#02-5400	#03-5427	#04-5329	#05-5339	#06-5442	#07-5564	#08-5394	#09-5652	#10-5361
#11-5626	#12-5605	#13-5407	#14-5272	#15-5484	#16-5556	#17-5517	#18-5335	#19-5692	#20-5687
#21-5657	#22-5673	#23-5250	#24-5453	#25-5311	#26-5563	#27-5359	#28-5338	#29-5646	#30-5323
#31-5529	#32-5494	#33-5434	#34-5370	#35-5583	#36-5470	#37-5587	#38-5358	#39-5317	#40-5350
#41-5336	#42-5349	#43-5395	#44-5307	#45-5681	#46-5647	#47-5629	#48-5334	#49-5476	#50-5438
#51-5357	#52-5368	#53-5399	#54-5699	#55-5268	#56-5500	#57-5333	#58-5473	#59-5579	#60-5382
#61-5420	#62-5286	#63-5414	#64-5374	#65-5628	#66-5297	#67-5584	#68-5620	#69-5557	#70-5253
#71-5606	#72-5436	#73-5433	#74-5366	#75-5714	#76-5302	#77-5306	#78-5327	#79-5660	#80-5465
#81-5685	#82-5678	#83-5452	#84-5275	#85-5565	#86-5601	#87-5482	#88-5263	#89-5611	#90-5644
#91-5483	#92-5505	#93-5625	#94-5287	#95-5462	#96-5602	#97-5506	#98-5498	#99-5641	#100-5264

Type 6 #6 [Back to Summary]									
This table contains a list of 100 hop frequencies, randomly selected from 5250-5724MHz in 1MHz steps									
#01-5619	#02-5621	#03-5292	#04-5356	#05-5589	#06-5504	#07-5325	#08-5343	#09-5350	#10-5674
#11-5414	#12-5675	#13-5569	#14-5386	#15-5559	#16-5304	#17-5680	#18-5354	#19-5359	#20-5293
#21-5366	#22-5686	#23-5678	#24-5653	#25-5465	#26-5677	#27-5299	#28-5451	#29-5308	#30-5684
#31-5437	#32-5286	#33-5442	#34-5378	#35-5523	#36-5495	#37-5617	#38-5263	#39-5662	#40-5518
#41-5544	#42-5534	#43-5340	#44-5591	#45-5270	#46-5407	#47-5646	#48-5401	#49-5388	#50-5597
#51-5623	#52-5657	#53-5668	#54-5364	#55-5615	#56-5637	#57-5454	#58-5599	#59-5479	#60-5291
#61-5715	#62-5702	#63-5639	#64-5382	#65-5669	#66-5430	#67-5506	#68-5434	#69-5462	#70-5346
#71-5573	#72-5392	#73-5394	#74-5562	#75-5515	#76-5484	#77-5433	#78-5431	#79-5432	#80-5387
#81-5532	#82-5298	#83-5413	#84-5539	#85-5510	#86-5435	#87-5409	#88-5605	#89-5704	#90-5533
#91-5313	#92-5289	#93-5502	#94-5363	#95-5310	#96-5564	#97-5625	#98-5461	#99-5663	#100-5491

This test report may be reproduced in full only. The document may only be updated by MiCOM Labs personnel. All changes will be noted in the Document History section of the report.

Type 6 #7 [Back to Summary]									
This table contains a list of 100 hop frequencies, randomly selected from 5250-5724MHz in 1MHz steps									
#01-5299	#02-5514	#03-5523	#04-5526	#05-5349	#06-5402	#07-5271	#08-5417	#09-5296	#10-5629
#11-5432	#12-5654	#13-5475	#14-5567	#15-5409	#16-5720	#17-5347	#18-5554	#19-5482	#20-5537
#21-5292	#22-5534	#23-5614	#24-5575	#25-5449	#26-5479	#27-5424	#28-5511	#29-5592	#30-5531
#31-5650	#32-5593	#33-5255	#34-5647	#35-5490	#36-5636	#37-5607	#38-5505	#39-5552	#40-5512
#41-5621	#42-5717	#43-5598	#44-5361	#45-5433	#46-5536	#47-5467	#48-5487	#49-5569	#50-5527
#51-5632	#52-5431	#53-5480	#54-5448	#55-5489	#56-5625	#57-5673	#58-5326	#59-5595	#60-5703
#61-5484	#62-5549	#63-5704	#64-5563	#65-5648	#66-5327	#67-5413	#68-5333	#69-5464	#70-5298
#71-5655	#72-5275	#73-5396	#74-5542	#75-5266	#76-5463	#77-5265	#78-5668	#79-5681	#80-5274
#81-5273	#82-5253	#83-5268	#84-5412	#85-5500	#86-5250	#87-5345	#88-5687	#89-5635	#90-5573
#91-5278	#92-5321	#93-5477	#94-5618	#95-5509	#96-5708	#97-5390	#98-5323	#99-5485	#100-5313

Type 6 #8 [Back to Summary]									
This table contains a list of 100 hop frequencies, randomly selected from 5250-5724MHz in 1MHz steps									
#01-5583	#02-5501	#03-5455	#04-5302	#05-5672	#06-5608	#07-5460	#08-5310	#09-5652	#10-5271
#11-5459	#12-5526	#13-5485	#14-5685	#15-5400	#16-5398	#17-5354	#18-5327	#19-5318	#20-5370
#21-5658	#22-5388	#23-5331	#24-5722	#25-5325	#26-5314	#27-5372	#28-5664	#29-5480	#30-5684
#31-5541	#32-5675	#33-5512	#34-5665	#35-5410	#36-5636	#37-5295	#38-5396	#39-5461	#40-5477
#41-5470	#42-5708	#43-5552	#44-5543	#45-5519	#46-5716	#47-5657	#48-5361	#49-5604	#50-5313
#51-5255	#52-5365	#53-5379	#54-5444	#55-5419	#56-5457	#57-5702	#58-5486	#59-5521	#60-5554
#61-5692	#62-5509	#63-5264	#64-5545	#65-5525	#66-5489	#67-5353	#68-5682	#69-5274	#70-5581
#71-5618	#72-5437	#73-5405	#74-5504	#75-5428	#76-5530	#77-5322	#78-5439	#79-5369	#80-5330
#81-5670	#82-5397	#83-5536	#84-5690	#85-5466	#86-5562	#87-5418	#88-5700	#89-5680	#90-5641
#91-5265	#92-5346	#93-5284	#94-5505	#95-5421	#96-5382	#97-5607	#98-5257	#99-5646	#100-5289

Type 6 #9 [Back to Summary]									
This table contains a list of 100 hop frequencies, randomly selected from 5250-5724MHz in 1MHz steps									
#01-5398	#02-5472	#03-5667	#04-5289	#05-5640	#06-5279	#07-5421	#08-5535	#09-5296	#10-5704
#11-5434	#12-5612	#13-5702	#14-5563	#15-5592	#16-5258	#17-5560	#18-5273	#19-5516	#20-5514
#21-5579	#22-5606	#23-5662	#24-5521	#25-5389	#26-5407	#27-5394	#28-5275	#29-5626	#30-5307
#31-5658	#32-5362	#33-5409	#34-5438	#35-5522	#36-5649	#37-5594	#38-5650	#39-5550	#40-5533
#41-5722	#42-5609	#43-5654	#44-5701	#45-5456	#46-5378	#47-5368	#48-5445	#49-5637	#50-5412
#51-5546	#52-5584	#53-5465	#54-5382	#55-5534	#56-5395	#57-5625	#58-5483	#59-5396	#60-5633
#61-5713	#62-5295	#63-5322	#64-5452	#65-5291	#66-5634	#67-5447	#68-5708	#69-5695	#70-5677
#71-5686	#72-5315	#73-5261	#74-5674	#75-5463	#76-5486	#77-5324	#78-5621	#79-5277	#80-5254
#81-5255	#82-5365	#83-5448	#84-5317	#85-5648	#86-5575	#87-5700	#88-5665	#89-5655	#90-5384
#91-5404	#92-5272	#93-5636	#94-5386	#95-5482	#96-5590	#97-5564	#98-5573	#99-5330	#100-5613

This test report may be reproduced in full only. The document may only be updated by MiCOM Labs personnel. All changes will be noted in the Document History section of the report.

Type 6 #10 [Back to Summary]									
This table contains a list of 100 hop frequencies, randomly selected from 5250-5724MHz in 1MHz steps									
#01-5443	#02-5659	#03-5283	#04-5419	#05-5477	#06-5696	#07-5425	#08-5509	#09-5285	#10-5552
#11-5666	#12-5609	#13-5380	#14-5309	#15-5719	#16-5261	#17-5280	#18-5655	#19-5335	#20-5434
#21-5519	#22-5392	#23-5441	#24-5574	#25-5662	#26-5389	#27-5411	#28-5515	#29-5416	#30-5516
#31-5367	#32-5386	#33-5598	#34-5714	#35-5542	#36-5530	#37-5438	#38-5683	#39-5475	#40-5319
#41-5369	#42-5393	#43-5331	#44-5277	#45-5256	#46-5422	#47-5648	#48-5468	#49-5399	#50-5528
#51-5259	#52-5616	#53-5703	#54-5627	#55-5284	#56-5263	#57-5593	#58-5548	#59-5472	#60-5506
#61-5320	#62-5374	#63-5322	#64-5697	#65-5584	#66-5365	#67-5400	#68-5724	#69-5359	#70-5547
#71-5656	#72-5692	#73-5487	#74-5297	#75-5588	#76-5698	#77-5582	#78-5589	#79-5650	#80-5535
#81-5649	#82-5461	#83-5325	#84-5500	#85-5357	#86-5507	#87-5529	#88-5474	#89-5351	#90-5524
#91-5279	#92-5254	#93-5470	#94-5427	#95-5668	#96-5618	#97-5617	#98-5330	#99-5353	#100-5318

Type 6 #11 [Back to Summary]									
This table contains a list of 100 hop frequencies, randomly selected from 5250-5724MHz in 1MHz steps									
#01-5500	#02-5671	#03-5254	#04-5311	#05-5580	#06-5615	#07-5642	#08-5471	#09-5448	#10-5611
#11-5263	#12-5398	#13-5298	#14-5373	#15-5290	#16-5625	#17-5616	#18-5577	#19-5268	#20-5431
#21-5590	#22-5688	#23-5267	#24-5584	#25-5478	#26-5515	#27-5639	#28-5696	#29-5283	#30-5683
#31-5454	#32-5545	#33-5685	#34-5378	#35-5495	#36-5296	#37-5651	#38-5557	#39-5605	#40-5326
#41-5392	#42-5716	#43-5322	#44-5578	#45-5339	#46-5250	#47-5266	#48-5312	#49-5646	#50-5452
#51-5537	#52-5654	#53-5395	#54-5558	#55-5315	#56-5700	#57-5415	#58-5653	#59-5533	#60-5443
#61-5412	#62-5636	#63-5379	#64-5570	#65-5353	#66-5598	#67-5710	#68-5612	#69-5599	#70-5593
#71-5406	#72-5386	#73-5343	#74-5367	#75-5282	#76-5667	#77-5623	#78-5377	#79-5350	#80-5462
#81-5585	#82-5663	#83-5719	#84-5635	#85-5464	#86-5432	#87-5469	#88-5660	#89-5382	#90-5666
#91-5684	#92-5405	#93-5467	#94-5650	#95-5305	#96-5527	#97-5401	#98-5607	#99-5553	#100-5365

Type 6 #12 [Back to Summary]									
This table contains a list of 100 hop frequencies, randomly selected from 5250-5724MHz in 1MHz steps									
#01-5383	#02-5711	#03-5391	#04-5678	#05-5316	#06-5264	#07-5438	#08-5279	#09-5357	#10-5315
#11-5415	#12-5712	#13-5716	#14-5701	#15-5384	#16-5410	#17-5661	#18-5451	#19-5686	#20-5426
#21-5536	#22-5601	#23-5577	#24-5433	#25-5575	#26-5634	#27-5472	#28-5392	#29-5547	#30-5310
#31-5656	#32-5306	#33-5308	#34-5603	#35-5502	#36-5477	#37-5291	#38-5516	#39-5593	#40-5367
#41-5655	#42-5298	#43-5273	#44-5518	#45-5311	#46-5476	#47-5674	#48-5645	#49-5366	#50-5465
#51-5452	#52-5376	#53-5554	#54-5506	#55-5682	#56-5352	#57-5406	#58-5517	#59-5295	#60-5456
#61-5296	#62-5359	#63-5653	#64-5362	#65-5448	#66-5632	#67-5368	#68-5394	#69-5582	#70-5568
#71-5673	#72-5605	#73-5553	#74-5640	#75-5514	#76-5407	#77-5523	#78-5430	#79-5570	#80-5453
#81-5385	#82-5721	#83-5343	#84-5333	#85-5414	#86-5436	#87-5432	#88-5251	#89-5614	#90-5409
#91-5382	#92-5364	#93-5475	#94-5263	#95-5722	#96-5320	#97-5594	#98-5327	#99-5427	#100-5677

This test report may be reproduced in full only. The document may only be updated by MiCOM Labs personnel. All changes will be noted in the Document History section of the report.

Type 6 #13 [Back to Summary]									
This table contains a list of 100 hop frequencies, randomly selected from 5250-5724MHz in 1MHz steps									
#01-5555	#02-5292	#03-5563	#04-5723	#05-5718	#06-5548	#07-5275	#08-5451	#09-5655	#10-5698
#11-5722	#12-5313	#13-5538	#14-5284	#15-5705	#16-5396	#17-5491	#18-5407	#19-5552	#20-5663
#21-5480	#22-5381	#23-5293	#24-5297	#25-5458	#26-5432	#27-5499	#28-5583	#29-5308	#30-5478
#31-5350	#32-5513	#33-5291	#34-5575	#35-5437	#36-5581	#37-5609	#38-5422	#39-5524	#40-5684
#41-5435	#42-5385	#43-5300	#44-5274	#45-5450	#46-5687	#47-5340	#48-5448	#49-5334	#50-5661
#51-5516	#52-5375	#53-5616	#54-5537	#55-5431	#56-5680	#57-5671	#58-5339	#59-5567	#60-5677
#61-5321	#62-5640	#63-5493	#64-5688	#65-5408	#66-5379	#67-5683	#68-5386	#69-5607	#70-5709
#71-5277	#72-5704	#73-5294	#74-5721	#75-5273	#76-5258	#77-5469	#78-5699	#79-5542	#80-5559
#81-5643	#82-5621	#83-5479	#84-5394	#85-5482	#86-5635	#87-5519	#88-5579	#89-5572	#90-5612
#91-5520	#92-5337	#93-5590	#94-5425	#95-5694	#96-5685	#97-5490	#98-5672	#99-5303	#100-5531

Type 6 #14 [Back to Summary]									
This table contains a list of 100 hop frequencies, randomly selected from 5250-5724MHz in 1MHz steps									
#01-5348	#02-5637	#03-5492	#04-5435	#05-5686	#06-5648	#07-5331	#08-5518	#09-5661	#10-5666
#11-5675	#12-5379	#13-5489	#14-5377	#15-5710	#16-5450	#17-5476	#18-5337	#19-5429	#20-5341
#21-5499	#22-5354	#23-5631	#24-5407	#25-5557	#26-5500	#27-5448	#28-5619	#29-5276	#30-5488
#31-5277	#32-5545	#33-5709	#34-5712	#35-5683	#36-5521	#37-5711	#38-5438	#39-5481	#40-5304
#41-5676	#42-5579	#43-5682	#44-5351	#45-5298	#46-5454	#47-5699	#48-5290	#49-5446	#50-5691
#51-5401	#52-5643	#53-5717	#54-5330	#55-5305	#56-5491	#57-5498	#58-5572	#59-5320	#60-5291
#61-5639	#62-5436	#63-5352	#64-5669	#65-5392	#66-5502	#67-5654	#68-5623	#69-5375	#70-5390
#71-5644	#72-5413	#73-5673	#74-5306	#75-5509	#76-5295	#77-5473	#78-5555	#79-5522	#80-5600
#81-5626	#82-5414	#83-5719	#84-5603	#85-5465	#86-5470	#87-5665	#88-5634	#89-5479	#90-5580
#91-5406	#92-5630	#93-5677	#94-5360	#95-5681	#96-5317	#97-5503	#98-5404	#99-5322	#100-5642

Type 6 #15 [Back to Summary]									
This table contains a list of 100 hop frequencies, randomly selected from 5250-5724MHz in 1MHz steps									
#01-5356	#02-5435	#03-5713	#04-5526	#05-5571	#06-5437	#07-5334	#08-5639	#09-5476	#10-5292
#11-5703	#12-5508	#13-5398	#14-5438	#15-5269	#16-5683	#17-5714	#18-5390	#19-5481	#20-5704
#21-5659	#22-5342	#23-5624	#24-5604	#25-5343	#26-5525	#27-5468	#28-5598	#29-5455	#30-5346
#31-5358	#32-5260	#33-5646	#34-5685	#35-5285	#36-5676	#37-5357	#38-5387	#39-5446	#40-5580
#41-5565	#42-5354	#43-5363	#44-5651	#45-5419	#46-5524	#47-5647	#48-5662	#49-5514	#50-5377
#51-5648	#52-5708	#53-5264	#54-5535	#55-5359	#56-5433	#57-5296	#58-5693	#59-5460	#60-5379
#61-5692	#62-5586	#63-5329	#64-5709	#65-5257	#66-5606	#67-5253	#68-5284	#69-5374	#70-5344
#71-5511	#72-5677	#73-5649	#74-5250	#75-5546	#76-5661	#77-5347	#78-5557	#79-5706	#80-5336
#81-5553	#82-5702	#83-5474	#84-5566	#85-5341	#86-5478	#87-5369	#88-5381	#89-5699	#90-5428
#91-5337	#92-5567	#93-5350	#94-5632	#95-5614	#96-5275	#97-5274	#98-5406	#99-5509	#100-5397

This test report may be reproduced in full only. The document may only be updated by MiCOM Labs personnel. All changes will be noted in the Document History section of the report.

Type 6 #16 [Back to Summary]									
This table contains a list of 100 hop frequencies, randomly selected from 5250-5724MHz in 1MHz steps									
#01-5524	#02-5336	#03-5546	#04-5678	#05-5606	#06-5282	#07-5460	#08-5709	#09-5484	#10-5415
#11-5682	#12-5637	#13-5531	#14-5254	#15-5687	#16-5264	#17-5332	#18-5718	#19-5341	#20-5638
#21-5703	#22-5708	#23-5721	#24-5650	#25-5581	#26-5447	#27-5585	#28-5337	#29-5319	#30-5450
#31-5409	#32-5390	#33-5294	#34-5330	#35-5569	#36-5295	#37-5402	#38-5475	#39-5327	#40-5525
#41-5601	#42-5582	#43-5442	#44-5659	#45-5674	#46-5461	#47-5333	#48-5689	#49-5651	#50-5261
#51-5666	#52-5413	#53-5417	#54-5383	#55-5418	#56-5541	#57-5339	#58-5621	#59-5346	#60-5408
#61-5422	#62-5372	#63-5640	#64-5284	#65-5256	#66-5542	#67-5592	#68-5642	#69-5586	#70-5286
#71-5371	#72-5515	#73-5311	#74-5700	#75-5370	#76-5364	#77-5410	#78-5308	#79-5508	#80-5697
#81-5636	#82-5278	#83-5680	#84-5506	#85-5379	#86-5644	#87-5352	#88-5478	#89-5667	#90-5653
#91-5382	#92-5594	#93-5607	#94-5529	#95-5259	#96-5399	#97-5334	#98-5497	#99-5297	#100-5275

Type 6 #17 [Back to Summary]									
This table contains a list of 100 hop frequencies, randomly selected from 5250-5724MHz in 1MHz steps									
#01-5278	#02-5645	#03-5701	#04-5293	#05-5526	#06-5686	#07-5582	#08-5500	#09-5259	#10-5570
#11-5680	#12-5538	#13-5381	#14-5687	#15-5329	#16-5452	#17-5721	#18-5438	#19-5532	#20-5429
#21-5357	#22-5382	#23-5568	#24-5481	#25-5341	#26-5401	#27-5633	#28-5423	#29-5474	#30-5345
#31-5540	#32-5590	#33-5253	#34-5651	#35-5585	#36-5402	#37-5600	#38-5551	#39-5517	#40-5335
#41-5632	#42-5644	#43-5537	#44-5638	#45-5319	#46-5398	#47-5297	#48-5320	#49-5606	#50-5413
#51-5592	#52-5643	#53-5620	#54-5327	#55-5450	#56-5536	#57-5434	#58-5535	#59-5673	#60-5326
#61-5510	#62-5390	#63-5378	#64-5285	#65-5469	#66-5300	#67-5370	#68-5612	#69-5265	#70-5344
#71-5449	#72-5463	#73-5281	#74-5586	#75-5412	#76-5668	#77-5354	#78-5563	#79-5541	#80-5698
#81-5657	#82-5251	#83-5722	#84-5334	#85-5508	#86-5676	#87-5313	#88-5366	#89-5706	#90-5386
#91-5555	#92-5383	#93-5312	#94-5498	#95-5371	#96-5270	#97-5261	#98-5575	#99-5556	#100-5379

Type 6 #18 [Back to Summary]									
This table contains a list of 100 hop frequencies, randomly selected from 5250-5724MHz in 1MHz steps									
#01-5525	#02-5523	#03-5498	#04-5443	#05-5407	#06-5295	#07-5588	#08-5374	#09-5491	#10-5431
#11-5360	#12-5509	#13-5537	#14-5541	#15-5388	#16-5676	#17-5293	#18-5254	#19-5685	#20-5348
#21-5307	#22-5495	#23-5283	#24-5682	#25-5619	#26-5329	#27-5693	#28-5338	#29-5291	#30-5648
#31-5342	#32-5712	#33-5710	#34-5568	#35-5381	#36-5453	#37-5473	#38-5616	#39-5598	#40-5462
#41-5337	#42-5664	#43-5600	#44-5276	#45-5571	#46-5359	#47-5420	#48-5702	#49-5257	#50-5614
#51-5458	#52-5322	#53-5279	#54-5489	#55-5540	#56-5549	#57-5327	#58-5500	#59-5333	#60-5372
#61-5524	#62-5694	#63-5410	#64-5660	#65-5452	#66-5401	#67-5380	#68-5260	#69-5367	#70-5620
#71-5482	#72-5656	#73-5573	#74-5483	#75-5448	#76-5704	#77-5596	#78-5670	#79-5334	#80-5347
#81-5502	#82-5351	#83-5688	#84-5657	#85-5317	#86-5521	#87-5385	#88-5562	#89-5581	#90-5282
#91-5436	#92-5628	#93-5496	#94-5601	#95-5335	#96-5423	#97-5692	#98-5550	#99-5602	#100-5391

This test report may be reproduced in full only. The document may only be updated by MiCOM Labs personnel. All changes will be noted in the Document History section of the report.

Type 6 #19 [Back to Summary]									
This table contains a list of 100 hop frequencies, randomly selected from 5250-5724MHz in 1MHz steps									
#01-5447	#02-5679	#03-5384	#04-5257	#05-5609	#06-5700	#07-5568	#08-5604	#09-5520	#10-5461
#11-5622	#12-5254	#13-5274	#14-5272	#15-5448	#16-5308	#17-5697	#18-5334	#19-5583	#20-5338
#21-5422	#22-5511	#23-5588	#24-5295	#25-5278	#26-5327	#27-5607	#28-5362	#29-5530	#30-5628
#31-5370	#32-5456	#33-5681	#34-5304	#35-5540	#36-5692	#37-5298	#38-5341	#39-5678	#40-5506
#41-5292	#42-5369	#43-5432	#44-5603	#45-5473	#46-5403	#47-5277	#48-5451	#49-5466	#50-5269
#51-5303	#52-5418	#53-5686	#54-5580	#55-5623	#56-5491	#57-5714	#58-5557	#59-5501	#60-5523
#61-5318	#62-5632	#63-5340	#64-5265	#65-5471	#66-5717	#67-5630	#68-5556	#69-5380	#70-5392
#71-5453	#72-5400	#73-5578	#74-5335	#75-5329	#76-5629	#77-5437	#78-5280	#79-5372	#80-5719
#81-5442	#82-5716	#83-5264	#84-5302	#85-5536	#86-5634	#87-5534	#88-5505	#89-5495	#90-5661
#91-5435	#92-5675	#93-5363	#94-5618	#95-5276	#96-5316	#97-5348	#98-5430	#99-5482	#100-5406

Type 6 #20 [Back to Summary]									
This table contains a list of 100 hop frequencies, randomly selected from 5250-5724MHz in 1MHz steps									
#01-5635	#02-5351	#03-5597	#04-5335	#05-5415	#06-5662	#07-5510	#08-5643	#09-5270	#10-5279
#11-5525	#12-5638	#13-5542	#14-5328	#15-5580	#16-5570	#17-5679	#18-5590	#19-5322	#20-5682
#21-5398	#22-5618	#23-5506	#24-5405	#25-5323	#26-5406	#27-5386	#28-5346	#29-5355	#30-5621
#31-5261	#32-5397	#33-5484	#34-5583	#35-5391	#36-5435	#37-5260	#38-5548	#39-5369	#40-5567
#41-5710	#42-5268	#43-5646	#44-5673	#45-5450	#46-5654	#47-5540	#48-5420	#49-5470	#50-5394
#51-5565	#52-5698	#53-5257	#54-5267	#55-5442	#56-5262	#57-5258	#58-5526	#59-5413	#60-5537
#61-5374	#62-5377	#63-5404	#64-5683	#65-5661	#66-5395	#67-5560	#68-5380	#69-5479	#70-5696
#71-5379	#72-5452	#73-5584	#74-5457	#75-5477	#76-5650	#77-5610	#78-5421	#79-5424	#80-5684
#81-5576	#82-5589	#83-5543	#84-5535	#85-5360	#86-5291	#87-5547	#88-5456	#89-5628	#90-5545
#91-5296	#92-5695	#93-5603	#94-5275	#95-5634	#96-5263	#97-5344	#98-5468	#99-5553	#100-5539

Type 6 #21 [Back to Summary]									
This table contains a list of 100 hop frequencies, randomly selected from 5250-5724MHz in 1MHz steps									
#01-5710	#02-5389	#03-5505	#04-5680	#05-5488	#06-5652	#07-5621	#08-5571	#09-5678	#10-5445
#11-5357	#12-5537	#13-5530	#14-5267	#15-5569	#16-5360	#17-5438	#18-5399	#19-5648	#20-5411
#21-5681	#22-5636	#23-5551	#24-5507	#25-5691	#26-5625	#27-5700	#28-5464	#29-5326	#30-5380
#31-5698	#32-5559	#33-5603	#34-5557	#35-5395	#36-5580	#37-5335	#38-5309	#39-5529	#40-5394
#41-5307	#42-5591	#43-5575	#44-5587	#45-5316	#46-5469	#47-5617	#48-5418	#49-5709	#50-5280
#51-5403	#52-5679	#53-5377	#54-5279	#55-5323	#56-5563	#57-5723	#58-5714	#59-5676	#60-5406
#61-5494	#62-5314	#63-5384	#64-5702	#65-5651	#66-5434	#67-5424	#68-5504	#69-5352	#70-5340
#71-5368	#72-5266	#73-5623	#74-5294	#75-5701	#76-5644	#77-5624	#78-5333	#79-5296	#80-5342
#81-5649	#82-5268	#83-5431	#84-5574	#85-5484	#86-5582	#87-5346	#88-5446	#89-5577	#90-5713
#91-5593	#92-5511	#93-5453	#94-5339	#95-5542	#96-5432	#97-5719	#98-5454	#99-5313	#100-5561

This test report may be reproduced in full only. The document may only be updated by MiCOM Labs personnel. All changes will be noted in the Document History section of the report.

Type 6 #22 [Back to Summary]									
This table contains a list of 100 hop frequencies, randomly selected from 5250-5724MHz in 1MHz steps									
#01-5360	#02-5380	#03-5278	#04-5587	#05-5328	#06-5339	#07-5431	#08-5593	#09-5402	#10-5323
#11-5337	#12-5366	#13-5520	#14-5327	#15-5675	#16-5591	#17-5647	#18-5256	#19-5618	#20-5516
#21-5335	#22-5426	#23-5439	#24-5440	#25-5535	#26-5588	#27-5625	#28-5301	#29-5612	#30-5722
#31-5639	#32-5321	#33-5443	#34-5456	#35-5695	#36-5503	#37-5257	#38-5265	#39-5708	#40-5602
#41-5385	#42-5519	#43-5423	#44-5543	#45-5464	#46-5482	#47-5378	#48-5532	#49-5646	#50-5419
#51-5294	#52-5332	#53-5576	#54-5397	#55-5528	#56-5567	#57-5692	#58-5308	#59-5514	#60-5326
#61-5659	#62-5449	#63-5608	#64-5469	#65-5620	#66-5393	#67-5724	#68-5603	#69-5400	#70-5632
#71-5353	#72-5717	#73-5374	#74-5648	#75-5329	#76-5325	#77-5470	#78-5387	#79-5713	#80-5398
#81-5604	#82-5548	#83-5616	#84-5453	#85-5422	#86-5544	#87-5595	#88-5250	#89-5344	#90-5581
#91-5262	#92-5483	#93-5389	#94-5540	#95-5487	#96-5656	#97-5669	#98-5381	#99-5508	#100-5536

Type 6 #23 [Back to Summary]									
This table contains a list of 100 hop frequencies, randomly selected from 5250-5724MHz in 1MHz steps									
#01-5443	#02-5549	#03-5384	#04-5434	#05-5250	#06-5677	#07-5522	#08-5460	#09-5459	#10-5589
#11-5321	#12-5502	#13-5520	#14-5430	#15-5516	#16-5581	#17-5329	#18-5438	#19-5265	#20-5676
#21-5622	#22-5518	#23-5381	#24-5415	#25-5665	#26-5403	#27-5654	#28-5624	#29-5307	#30-5304
#31-5659	#32-5417	#33-5357	#34-5642	#35-5704	#36-5441	#37-5409	#38-5411	#39-5442	#40-5297
#41-5605	#42-5608	#43-5371	#44-5397	#45-5612	#46-5376	#47-5359	#48-5695	#49-5324	#50-5264
#51-5480	#52-5366	#53-5557	#54-5638	#55-5650	#56-5418	#57-5694	#58-5494	#59-5572	#60-5273
#61-5405	#62-5655	#63-5628	#64-5394	#65-5603	#66-5450	#67-5325	#68-5422	#69-5643	#70-5720
#71-5692	#72-5320	#73-5396	#74-5708	#75-5253	#76-5303	#77-5276	#78-5544	#79-5707	#80-5289
#81-5428	#82-5301	#83-5525	#84-5440	#85-5641	#86-5595	#87-5274	#88-5455	#89-5691	#90-5467
#91-5508	#92-5498	#93-5633	#94-5620	#95-5627	#96-5346	#97-5485	#98-5399	#99-5486	#100-5503

Type 6 #24 [Back to Summary]									
This table contains a list of 100 hop frequencies, randomly selected from 5250-5724MHz in 1MHz steps									
#01-5434	#02-5690	#03-5440	#04-5545	#05-5453	#06-5693	#07-5420	#08-5365	#09-5476	#10-5577
#11-5594	#12-5599	#13-5396	#14-5301	#15-5707	#16-5251	#17-5375	#18-5667	#19-5338	#20-5534
#21-5430	#22-5490	#23-5470	#24-5560	#25-5503	#26-5635	#27-5284	#28-5330	#29-5668	#30-5627
#31-5288	#32-5354	#33-5526	#34-5563	#35-5474	#36-5450	#37-5300	#38-5264	#39-5575	#40-5715
#41-5655	#42-5598	#43-5624	#44-5487	#45-5568	#46-5645	#47-5344	#48-5359	#49-5456	#50-5398
#51-5340	#52-5322	#53-5469	#54-5605	#55-5292	#56-5543	#57-5659	#58-5422	#59-5533	#60-5674
#61-5555	#62-5495	#63-5463	#64-5482	#65-5525	#66-5324	#67-5371	#68-5323	#69-5499	#70-5580
#71-5500	#72-5539	#73-5686	#74-5604	#75-5441	#76-5409	#77-5573	#78-5558	#79-5615	#80-5454
#81-5619	#82-5254	#83-5570	#84-5258	#85-5252	#86-5403	#87-5432	#88-5705	#89-5378	#90-5617
#91-5412	#92-5285	#93-5335	#94-5565	#95-5466	#96-5418	#97-5643	#98-5413	#99-5394	#100-5467

This test report may be reproduced in full only. The document may only be updated by MiCOM Labs personnel. All changes will be noted in the Document History section of the report.

Type 6 #25 [Back to Summary]									
This table contains a list of 100 hop frequencies, randomly selected from 5250-5724MHz in 1MHz steps									
#01-5655	#02-5573	#03-5699	#04-5504	#05-5665	#06-5480	#07-5390	#08-5568	#09-5477	#10-5680
#11-5316	#12-5368	#13-5718	#14-5555	#15-5427	#16-5317	#17-5558	#18-5643	#19-5475	#20-5505
#21-5336	#22-5721	#23-5279	#24-5523	#25-5335	#26-5540	#27-5423	#28-5712	#29-5451	#30-5324
#31-5651	#32-5570	#33-5582	#34-5587	#35-5262	#36-5554	#37-5457	#38-5352	#39-5622	#40-5476
#41-5511	#42-5660	#43-5588	#44-5693	#45-5691	#46-5330	#47-5259	#48-5289	#49-5350	#50-5346
#51-5724	#52-5662	#53-5614	#54-5381	#55-5659	#56-5544	#57-5425	#58-5418	#59-5375	#60-5307
#61-5403	#62-5367	#63-5278	#64-5471	#65-5510	#66-5542	#67-5597	#68-5585	#69-5357	#70-5541
#71-5577	#72-5550	#73-5311	#74-5415	#75-5459	#76-5414	#77-5672	#78-5703	#79-5652	#80-5632
#81-5455	#82-5328	#83-5260	#84-5281	#85-5282	#86-5702	#87-5565	#88-5323	#89-5393	#90-5507
#91-5560	#92-5472	#93-5431	#94-5674	#95-5441	#96-5416	#97-5490	#98-5713	#99-5432	#100-5586

Type 6 #26 [Back to Summary]									
This table contains a list of 100 hop frequencies, randomly selected from 5250-5724MHz in 1MHz steps									
#01-5556	#02-5597	#03-5378	#04-5596	#05-5299	#06-5640	#07-5617	#08-5455	#09-5266	#10-5424
#11-5351	#12-5563	#13-5542	#14-5650	#15-5464	#16-5587	#17-5553	#18-5324	#19-5564	#20-5261
#21-5680	#22-5406	#23-5529	#24-5580	#25-5332	#26-5662	#27-5510	#28-5698	#29-5506	#30-5585
#31-5714	#32-5469	#33-5546	#34-5357	#35-5624	#36-5456	#37-5606	#38-5410	#39-5708	#40-5311
#41-5673	#42-5592	#43-5377	#44-5459	#45-5634	#46-5614	#47-5273	#48-5702	#49-5554	#50-5639
#51-5593	#52-5631	#53-5400	#54-5318	#55-5522	#56-5514	#57-5362	#58-5379	#59-5644	#60-5674
#61-5435	#62-5434	#63-5276	#64-5257	#65-5705	#66-5392	#67-5341	#68-5502	#69-5313	#70-5337
#71-5278	#72-5446	#73-5371	#74-5422	#75-5298	#76-5486	#77-5720	#78-5676	#79-5647	#80-5601
#81-5472	#82-5451	#83-5473	#84-5387	#85-5334	#86-5621	#87-5595	#88-5657	#89-5643	#90-5695
#91-5622	#92-5577	#93-5429	#94-5722	#95-5694	#96-5573	#97-5520	#98-5548	#99-5340	#100-5543

Type 6 #27 [Back to Summary]									
This table contains a list of 100 hop frequencies, randomly selected from 5250-5724MHz in 1MHz steps									
#01-5371	#02-5596	#03-5401	#04-5341	#05-5313	#06-5617	#07-5648	#08-5722	#09-5483	#10-5360
#11-5255	#12-5519	#13-5708	#14-5527	#15-5594	#16-5621	#17-5495	#18-5470	#19-5570	#20-5284
#21-5419	#22-5308	#23-5549	#24-5518	#25-5530	#26-5488	#27-5276	#28-5353	#29-5377	#30-5501
#31-5510	#32-5461	#33-5632	#34-5352	#35-5516	#36-5658	#37-5532	#38-5289	#39-5354	#40-5645
#41-5512	#42-5572	#43-5347	#44-5445	#45-5349	#46-5677	#47-5274	#48-5327	#49-5494	#50-5701
#51-5374	#52-5297	#53-5607	#54-5535	#55-5444	#56-5379	#57-5622	#58-5619	#59-5356	#60-5583
#61-5469	#62-5326	#63-5424	#64-5328	#65-5688	#66-5689	#67-5663	#68-5531	#69-5655	#70-5498
#71-5571	#72-5286	#73-5671	#74-5433	#75-5398	#76-5292	#77-5651	#78-5266	#79-5484	#80-5507
#81-5468	#82-5300	#83-5720	#84-5337	#85-5635	#86-5456	#87-5355	#88-5653	#89-5288	#90-5369
#91-5271	#92-5713	#93-5309	#94-5389	#95-5295	#96-5600	#97-5466	#98-5261	#99-5660	#100-5336

This test report may be reproduced in full only. The document may only be updated by MiCOM Labs personnel. All changes will be noted in the Document History section of the report.

Type 6 #28 [Back to Summary]									
This table contains a list of 100 hop frequencies, randomly selected from 5250-5724MHz in 1MHz steps									
#01-5696	#02-5467	#03-5252	#04-5409	#05-5453	#06-5548	#07-5543	#08-5385	#09-5585	#10-5637
#11-5694	#12-5575	#13-5621	#14-5448	#15-5472	#16-5465	#17-5357	#18-5568	#19-5394	#20-5279
#21-5271	#22-5629	#23-5412	#24-5293	#25-5284	#26-5302	#27-5438	#28-5632	#29-5547	#30-5457
#31-5364	#32-5617	#33-5292	#34-5484	#35-5533	#36-5352	#37-5494	#38-5624	#39-5464	#40-5551
#41-5610	#42-5411	#43-5326	#44-5339	#45-5538	#46-5317	#47-5571	#48-5378	#49-5250	#50-5628
#51-5341	#52-5682	#53-5266	#54-5314	#55-5304	#56-5684	#57-5374	#58-5400	#59-5360	#60-5636
#61-5562	#62-5377	#63-5522	#64-5322	#65-5689	#66-5663	#67-5363	#68-5588	#69-5669	#70-5654
#71-5468	#72-5336	#73-5678	#74-5471	#75-5710	#76-5591	#77-5503	#78-5546	#79-5553	#80-5272
#81-5660	#82-5276	#83-5417	#84-5479	#85-5393	#86-5370	#87-5473	#88-5354	#89-5640	#90-5298
#91-5283	#92-5528	#93-5262	#94-5254	#95-5719	#96-5607	#97-5440	#98-5612	#99-5290	#100-5397

Type 6 #29 [Back to Summary]									
This table contains a list of 100 hop frequencies, randomly selected from 5250-5724MHz in 1MHz steps									
#01-5277	#02-5537	#03-5654	#04-5573	#05-5693	#06-5255	#07-5627	#08-5414	#09-5493	#10-5382
#11-5265	#12-5548	#13-5499	#14-5391	#15-5507	#16-5563	#17-5522	#18-5434	#19-5694	#20-5467
#21-5445	#22-5550	#23-5538	#24-5337	#25-5435	#26-5532	#27-5665	#28-5466	#29-5716	#30-5709
#31-5313	#32-5659	#33-5513	#34-5600	#35-5632	#36-5463	#37-5554	#38-5568	#39-5510	#40-5387
#41-5309	#42-5586	#43-5282	#44-5459	#45-5278	#46-5596	#47-5472	#48-5406	#49-5335	#50-5256
#51-5643	#52-5547	#53-5676	#54-5452	#55-5724	#56-5566	#57-5388	#58-5410	#59-5315	#60-5423
#61-5508	#62-5319	#63-5331	#64-5285	#65-5624	#66-5483	#67-5293	#68-5258	#69-5678	#70-5648
#71-5557	#72-5250	#73-5386	#74-5688	#75-5280	#76-5304	#77-5701	#78-5504	#79-5719	#80-5560
#81-5623	#82-5307	#83-5691	#84-5649	#85-5430	#86-5713	#87-5349	#88-5321	#89-5306	#90-5610
#91-5327	#92-5438	#93-5675	#94-5424	#95-5379	#96-5363	#97-5428	#98-5397	#99-5332	#100-5546

Type 6 #30 [Back to Summary]									
This table contains a list of 100 hop frequencies, randomly selected from 5250-5724MHz in 1MHz steps									
#01-5540	#02-5488	#03-5694	#04-5511	#05-5411	#06-5631	#07-5721	#08-5416	#09-5588	#10-5610
#11-5262	#12-5315	#13-5318	#14-5699	#15-5302	#16-5554	#17-5270	#18-5497	#19-5549	#20-5485
#21-5668	#22-5500	#23-5567	#24-5353	#25-5527	#26-5374	#27-5680	#28-5412	#29-5491	#30-5700
#31-5655	#32-5394	#33-5359	#34-5666	#35-5494	#36-5451	#37-5268	#38-5442	#39-5325	#40-5615
#41-5272	#42-5426	#43-5609	#44-5355	#45-5404	#46-5310	#47-5598	#48-5377	#49-5508	#50-5574
#51-5603	#52-5289	#53-5376	#54-5407	#55-5507	#56-5290	#57-5600	#58-5425	#59-5368	#60-5287
#61-5385	#62-5648	#63-5590	#64-5361	#65-5544	#66-5478	#67-5356	#68-5410	#69-5418	#70-5391
#71-5469	#72-5421	#73-5620	#74-5667	#75-5285	#76-5607	#77-5441	#78-5330	#79-5516	#80-5319
#81-5313	#82-5367	#83-5293	#84-5384	#85-5660	#86-5265	#87-5571	#88-5324	#89-5389	#90-5474
#91-5431	#92-5538	#93-5674	#94-5557	#95-5380	#96-5401	#97-5414	#98-5550	#99-5535	#100-5434

This test report may be reproduced in full only. The document may only be updated by MiCOM Labs personnel. All changes will be noted in the Document History section of the report.

575 Boulder Court
Pleasanton, California 94566, USA
Tel: +1 (925) 462 0304
Fax: +1 (925) 462 0306
www.micomlabs.com