802.11g Out-of-Band Emissions - Ant 1

Channel 01 (2412MHz)

100kHz PSD Reference Level

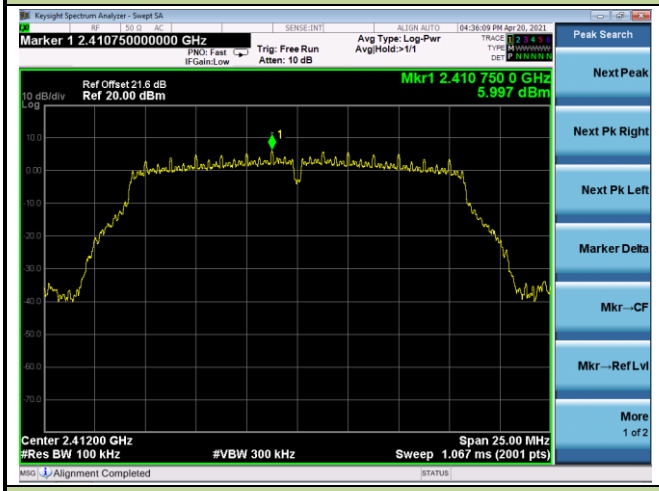

Low Band Edge

Spurious Emission

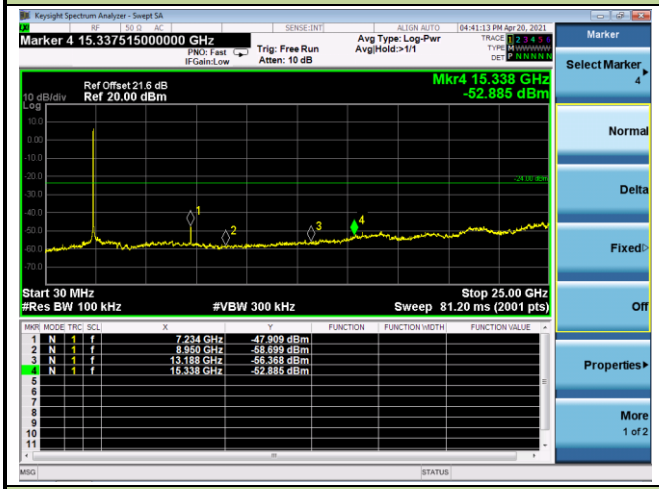

Channel 06 (2437MHz)

100kHz PSD Reference Level

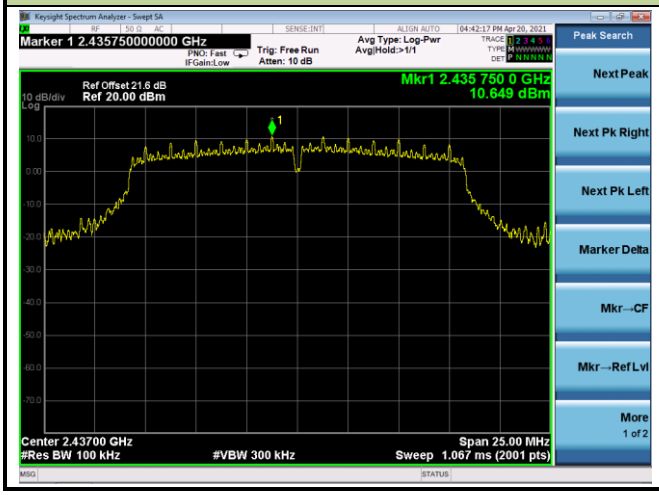

Spurious Emission

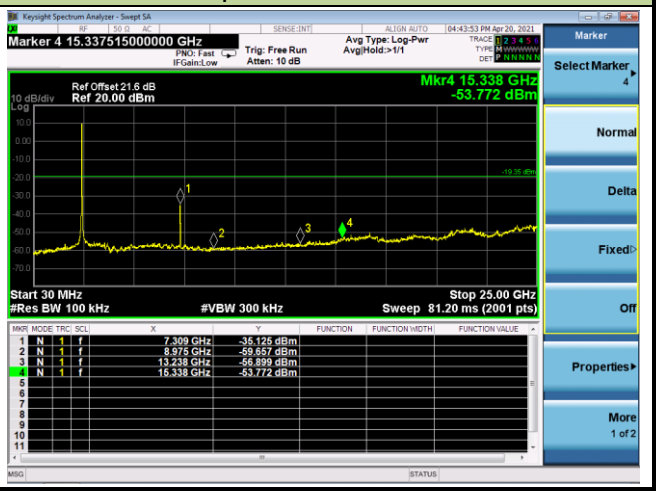

802.11g Out-of-Band Emissions - Ant 1	
Channel 11 (2462MHz)	
100kHz PSD Reference Level	High Band Edge
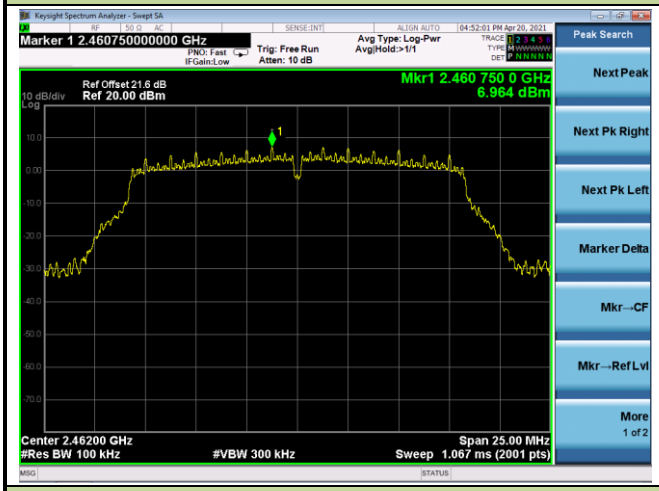	
Spurious Emission	
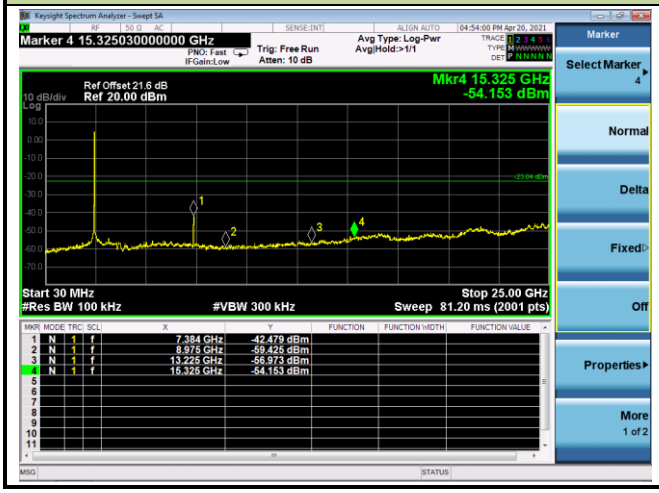	

802.11n-HT20 Out-of-Band Emissions - Ant 1

Channel 01 (2412MHz)

100kHz PSD Reference Level

Low Band Edge

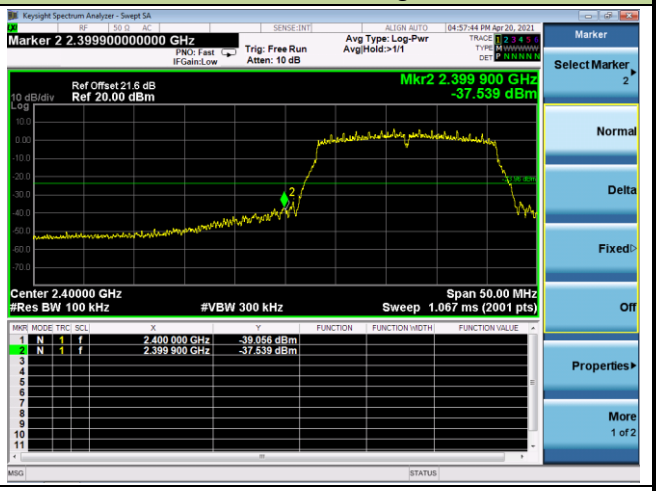

Spurious Emission

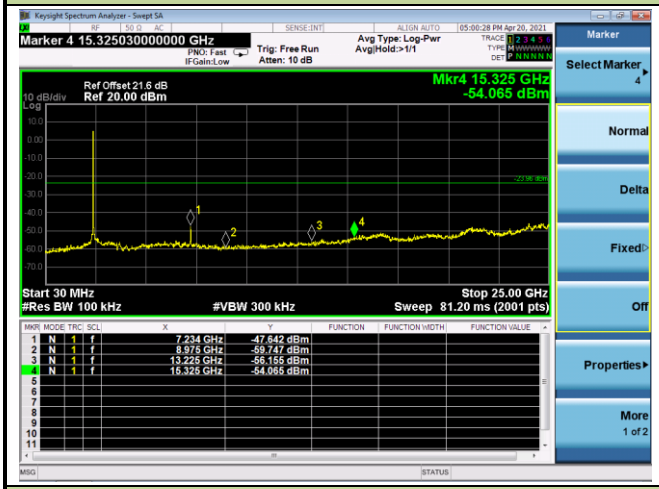

Channel 06 (2437MHz)

100kHz PSD Reference Level

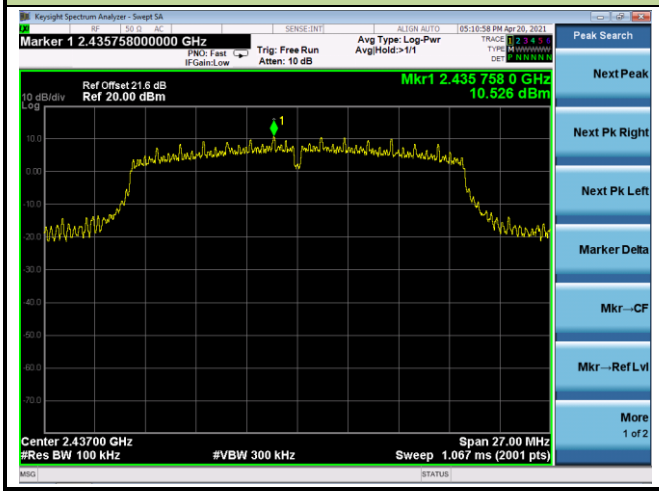

Spurious Emission

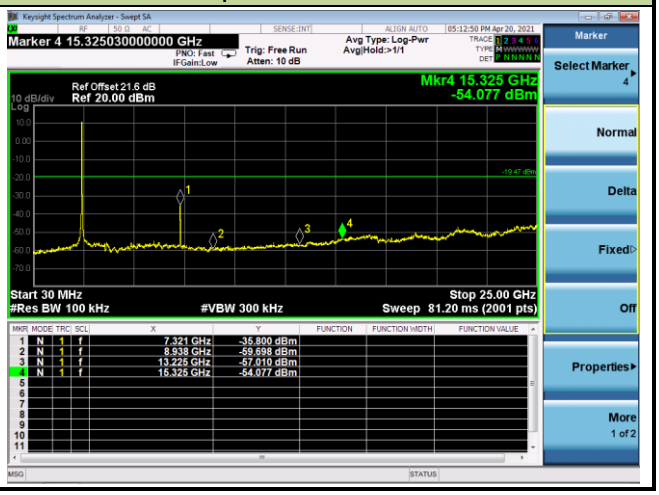

802.11n-HT20 Out-of-Band Emissions - Ant 1	
Channel 11 (2462MHz)	
100kHz PSD Reference Level	High Band Edge
	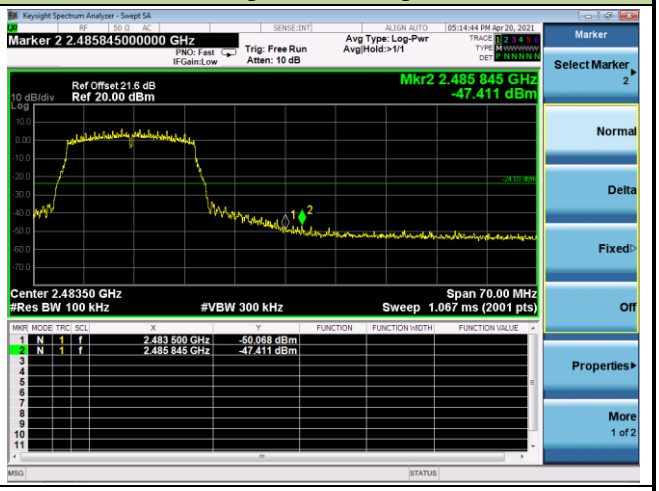
Spurious Emission	
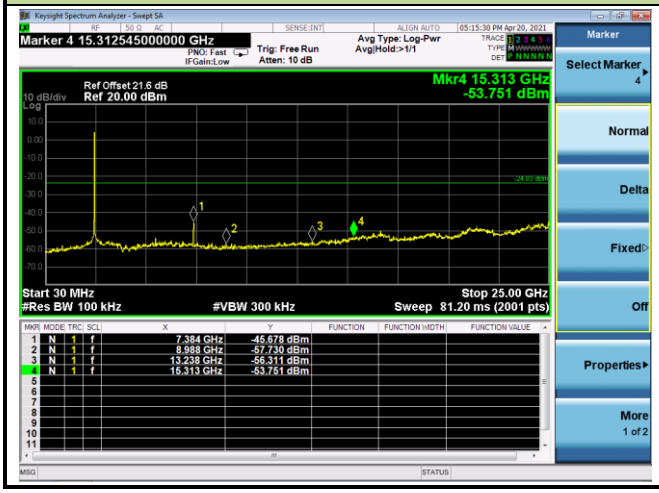	

802.11n-HT40 Out-of-Band Emissions - Ant 1

Channel 03 (2422MHz)

100kHz PSD Reference Level

Low Band Edge

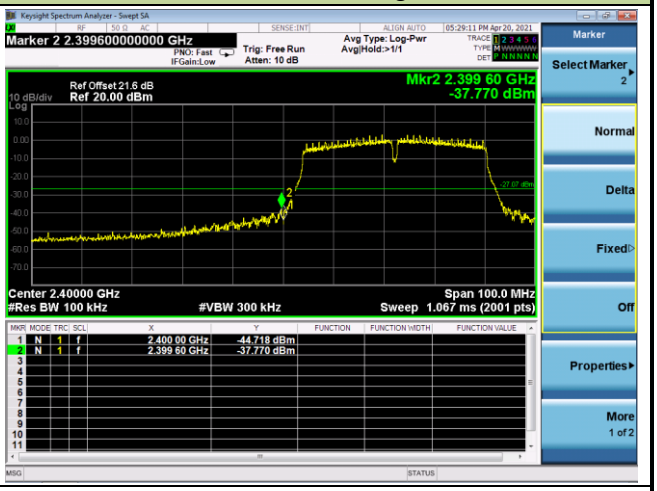

Spurious Emission

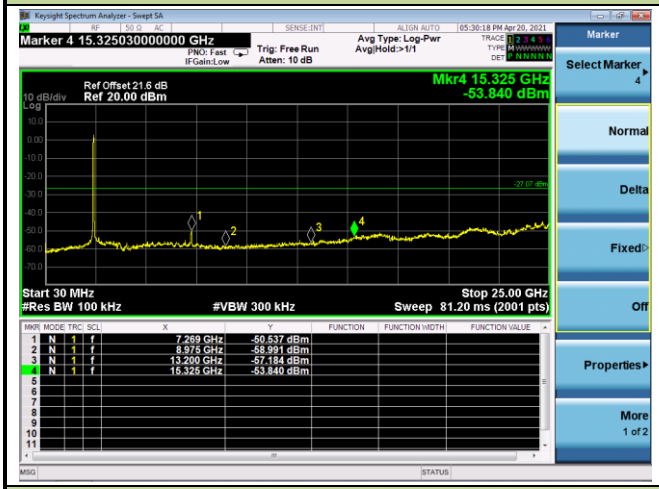

Channel 06 (2437MHz)

100kHz PSD Reference Level

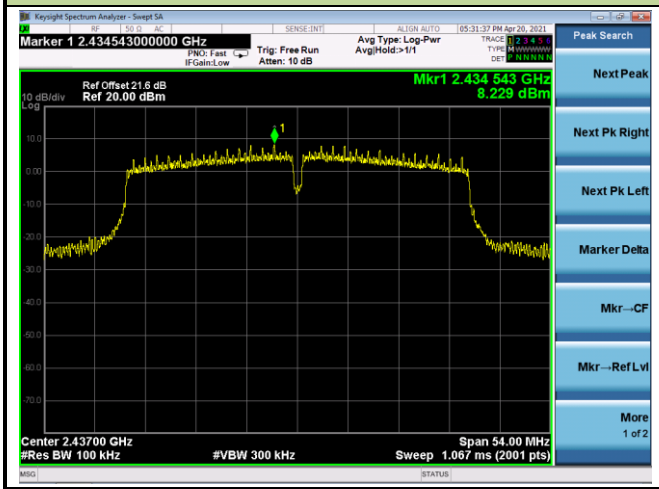

Spurious Emission

802.11n-HT40 Out-of-Band Emissions - Ant 1	
Channel 09 (2452MHz)	
100kHz PSD Reference Level	High Band Edge
Spurious Emission	
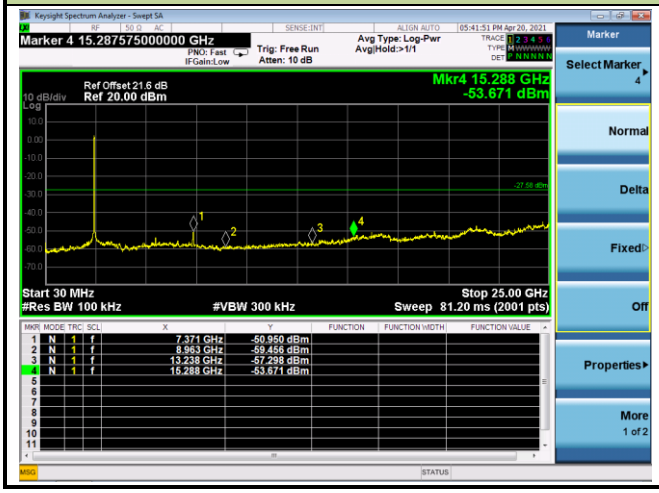	

802.11ax-HE20 Out-of-Band Emissions - Ant 1

Channel 01 (2412MHz)

100kHz PSD Reference Level

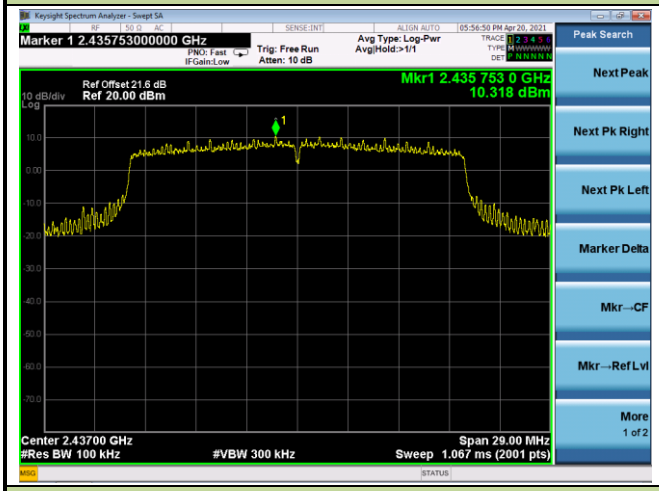

Low Band Edge

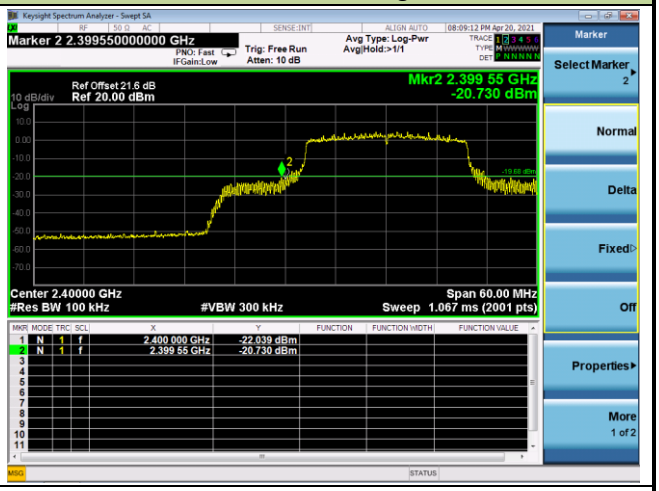

Spurious Emission

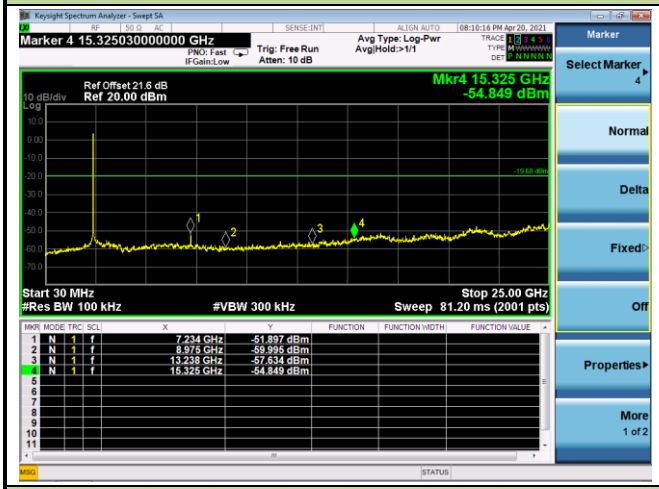

Channel 06 (2437MHz)

100kHz PSD Reference Level

Spurious Emission

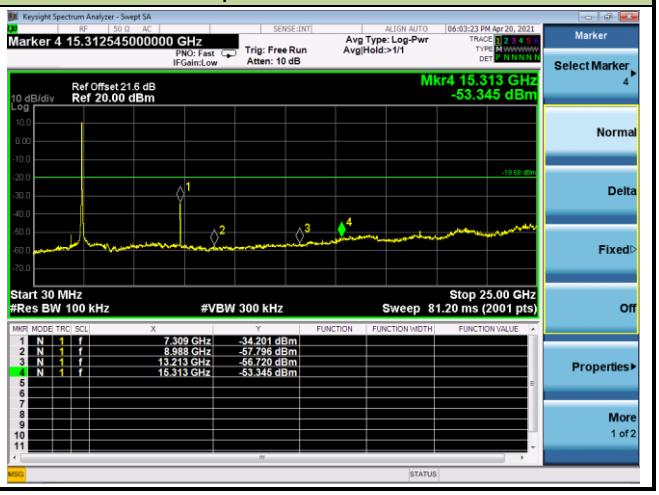

802.11ax-HE20 Out-of-Band Emissions - Ant 1	
Channel 11 (2462MHz)	
100kHz PSD Reference Level	High Band Edge
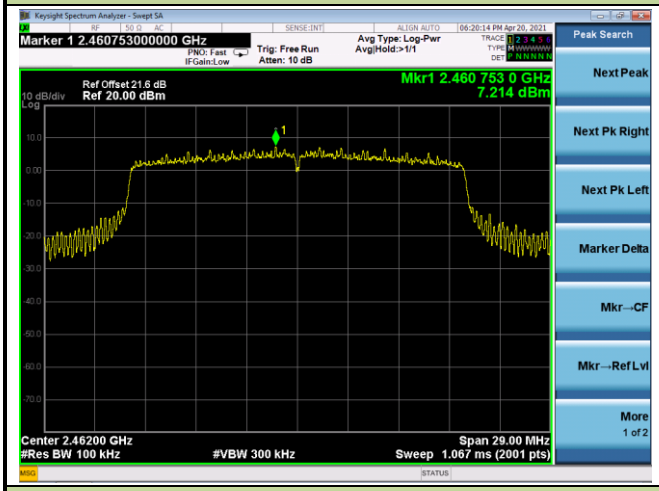	
Spurious Emission	
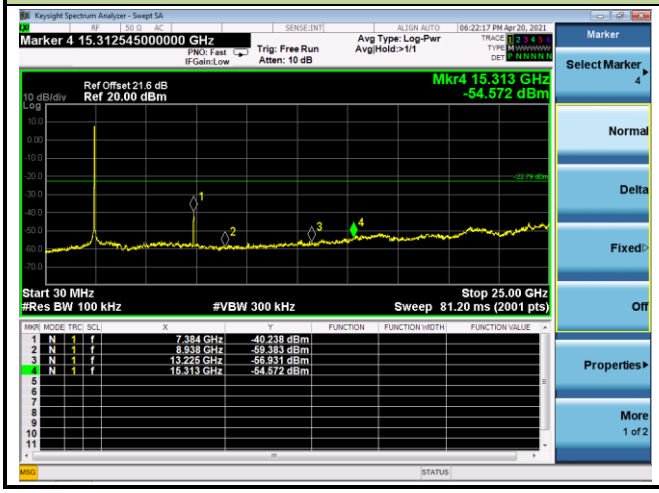	

802.11ax-HE40 Out-of-Band Emissions - Ant 1

Channel 03 (2422MHz)

100kHz PSD Reference Level

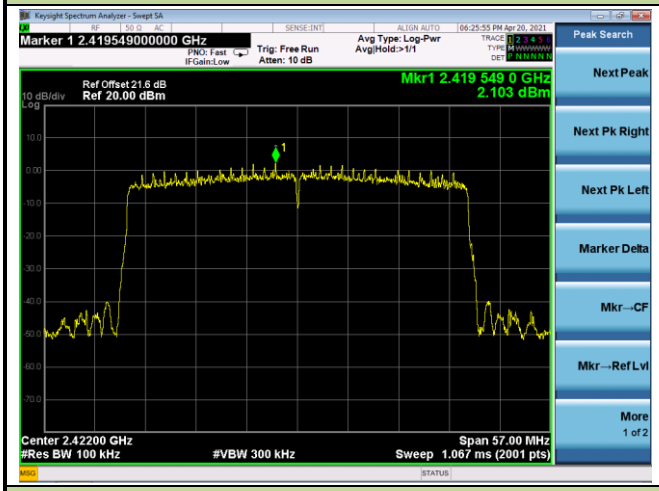

Low Band Edge

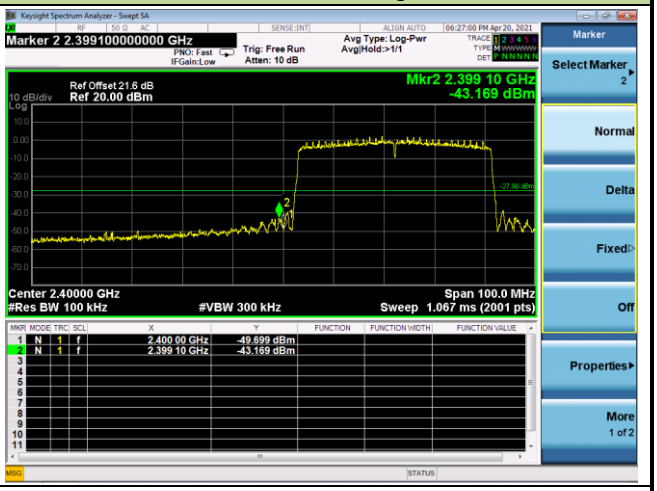

Spurious Emission

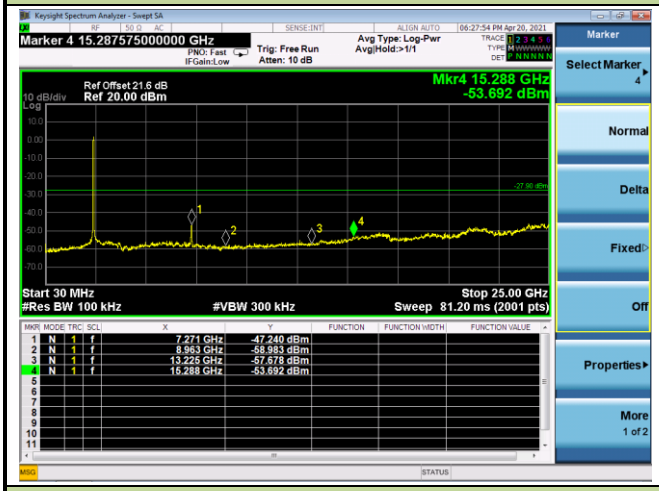

Channel 06 (2437MHz)

100kHz PSD Reference Level

Spurious Emission

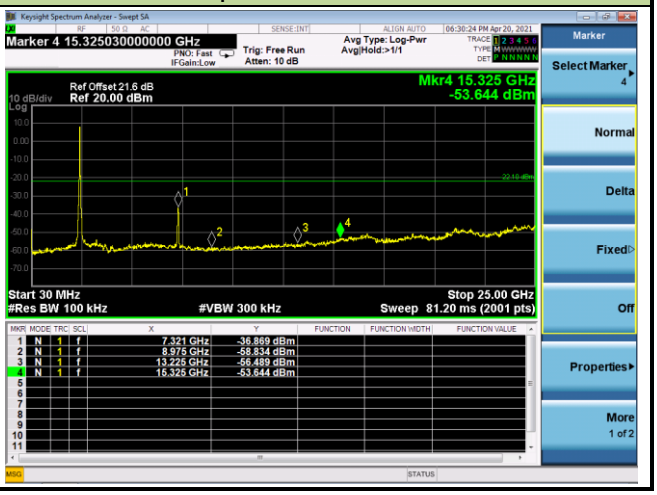

802.11ax-HT40 Out-of-Band Emissions - Ant 1	
Channel 09 (2452MHz)	
100kHz PSD Reference Level	High Band Edge
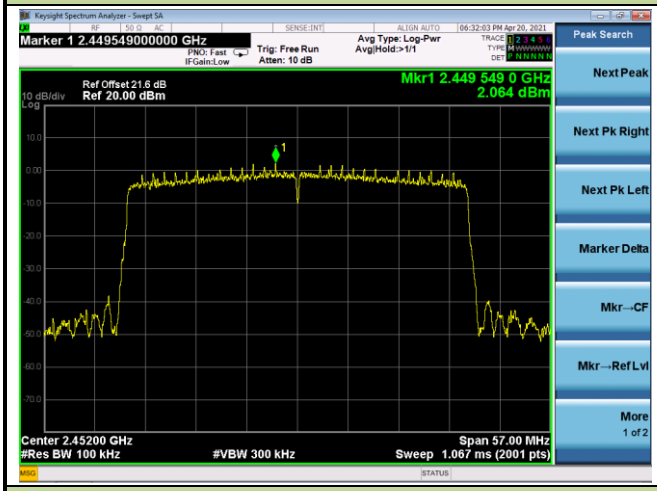	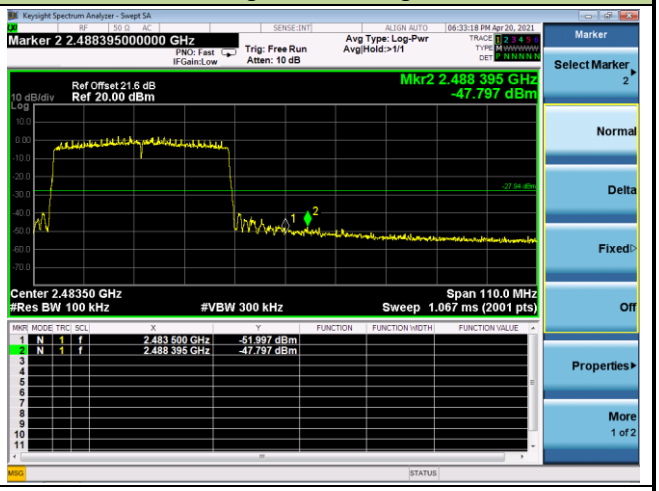
Spurious Emission	
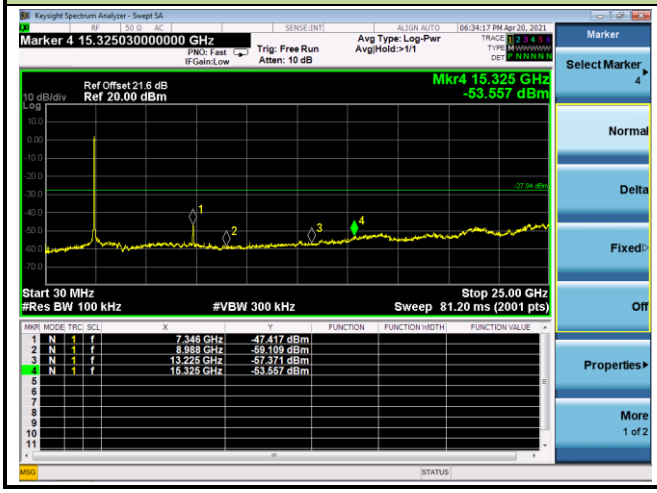	

5.6. Radiated Spurious Emission Measurement

5.6.1.Test Limit

All out of band emissions appearing in a restricted band as specified in Section 15.205 of the Title 47 CFR must not exceed the limits shown in Table per Section 15.209.

FCC Part 15 Subpart C Paragraph 15.209		
Frequency [MHz]	Field Strength [uV/m]	Measured Distance [Meters]
0.009 - 0.490	2400/F (kHz)	300
0.490 - 1.705	24000/F (kHz)	30
1.705 - 30	30	30
30 - 88	100	3
88 - 216	150	3
216 - 960	200	3
Above 960	500	3

5.6.2.Test Procedure

ANSI C63.10 - 2013 - Section 11.11 & 11.12

ANSI C63.10 - 2013 - Section 6.3 (General Requirements)

ANSI C63.10 - 2013 - Section 6.4 (Standard test method below 30MHz)

ANSI C63.10 - 2013 - Section 6.5 (Standard test method above 30MHz to 1GHz)

ANSI C63.10 - 2013 - Section 6.6 (Standard test method above 1GHz)

5.6.3.Test Setting

Table 1 - RBW as a function of frequency

Frequency	RBW
9 ~ 150 kHz	200 ~ 300 Hz
0.15 ~ 30 MHz	9 ~ 10 kHz
30 ~ 1000 MHz	100 ~ 120 kHz
> 1000MHz	1MHz

Quasi-Peak Measurements below 1GHz

1. Analyzer center frequency was set to the frequency of the radiated spurious emission of interest

2. Span was set greater than 1MHz

3. RBW = as specified in Table 1

4. Detector = CISPR quasi-peak

5. Sweep time = auto couple

6. Trace was allowed to stabilize

Peak Measurements above 1GHz

1. Analyzer center frequency was set to the frequency of the radiated spurious emission of interest

2. RBW = 1MHz

3. VBW = 3MHz

4. Detector = peak

5. Sweep time = auto couple

6. Trace mode = max hold

7. Trace was allowed to stabilize

Average Measurements above 1GHz (Method VB)

1. Analyzer center frequency was set to the frequency of the radiated spurious emission of interest

2. RBW = 1MHz

3. VBW; If the EUT is configured to transmit with duty cycle ≥ 98%, set VBW = 10 Hz.

If the EUT duty cycle is < 98%, set VBW ≥ 1/T. T is the minimum transmission duration.

4. Detector = Peak

5. Sweep time = auto

6. Trace mode = max hold

7. Trace was allowed to stabilize

5.6.4.Test Setup

Below 1GHz Test Setup:

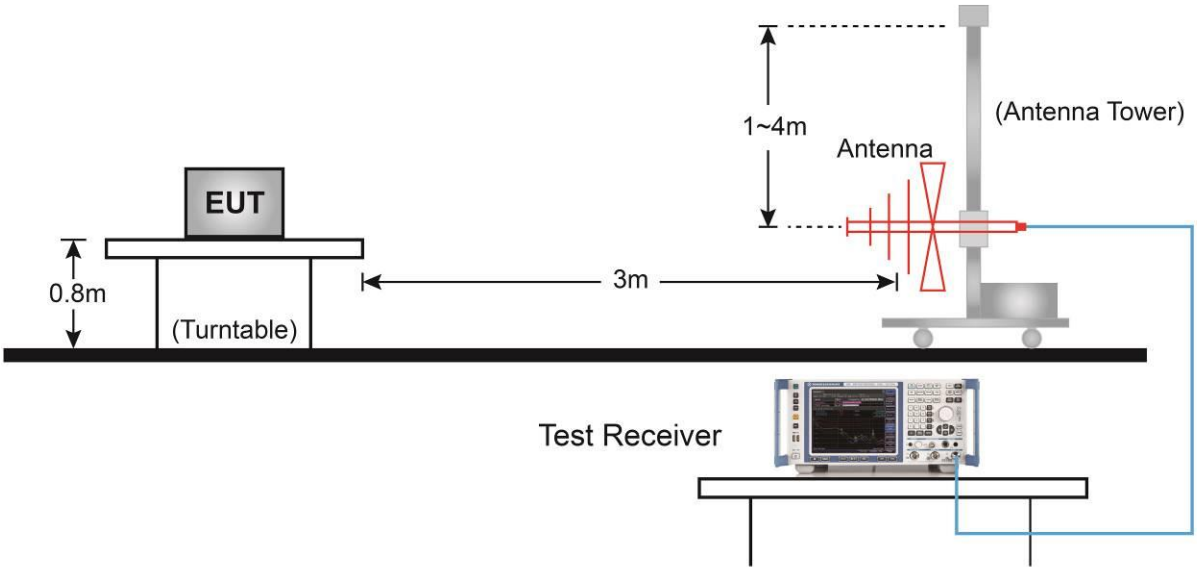

Above 1GHz Test Setup:

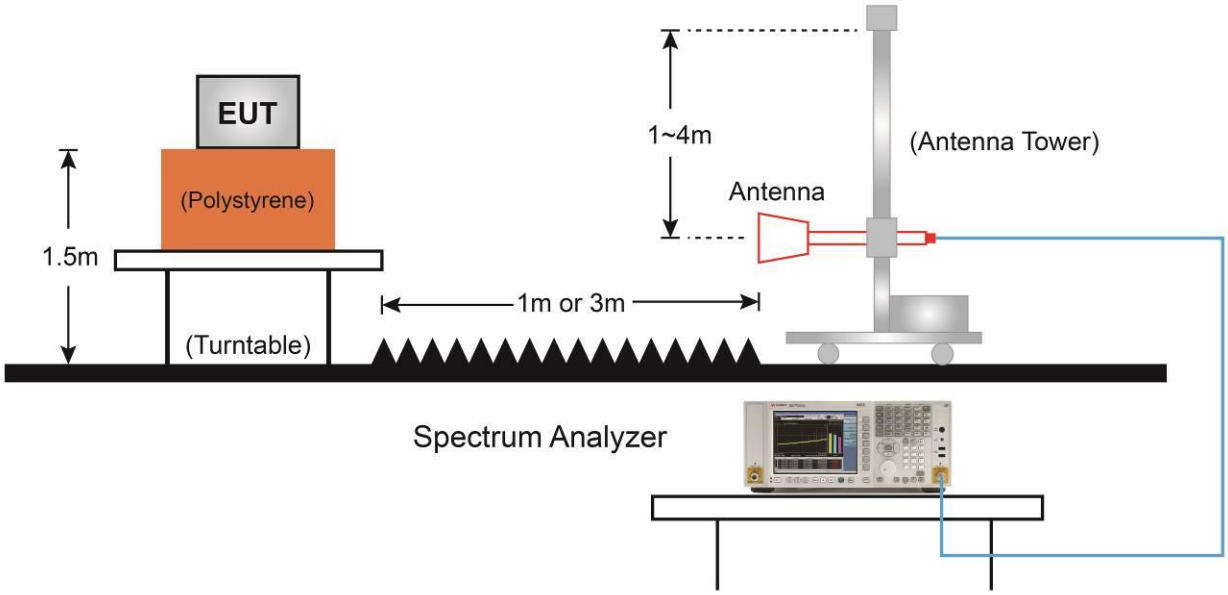

5.6.5.Test Result

Product	WiFi 6 Extender	Test Engineer	Hyde Yu
Test Site	WZ-AC2	Test Date	2021/06/02
Test Mode:	802.11b	Test Channel:	01
Remark:	1. Average measurement was not performed if peak level lower than average limit. 2. Other frequency was 20dB below limit line within 1-18GHz, there is not show in the report.		

Frequency (MHz)	Reading Level (dBμV)	Factor (dB)	Measure Level (dBμV/m)	Limit (dBμV/m)	Margin (dB)	Detector	Polarization
4196.0	40.0	2.2	42.2	74.0	-31.8	Peak	Horizontal
4825.0	43.7	4.4	48.1	74.0	-25.9	Peak	Horizontal
7494.0	33.7	12.3	46.0	74.0	-28.0	Peak	Horizontal
4204.5	36.8	2.1	38.9	74.0	-35.1	Peak	Vertical
4825.0	44.5	4.4	48.9	74.0	-25.1	Peak	Vertical
7485.5	33.5	12.3	45.8	74.0	-28.2	Peak	Vertical
Note: Measure Level (dBμV/m) = Reading Level (dBμV) + Factor (dB) Factor (dB) = Cable Loss (dB) + Antenna Factor (dB/m) - Pre_Amplifier Gain (dB)							

Product	WiFi 6 Extender	Test Engineer	Hyde Yu
Test Site	WZ-AC2	Test Date	2021/06/02
Test Mode:	802.11b	Test Channel:	06
Remark:	1. Average measurement was not performed if peak level lower than average limit. 2. Other frequency was 20dB below limit line within 1-18GHz, there is not show in the report.		

Frequency (MHz)	Reading Level (dBμV)	Factor (dB)	Measure Level (dBμV/m)	Limit (dBμV/m)	Margin (dB)	Detector	Polarization
4196.0	39.8	2.2	42.0	74.0	-32.0	Peak	Horizontal
4876.0	47.9	4.4	52.3	74.0	-21.7	Peak	Horizontal
7494.0	34.2	12.3	46.5	74.0	-27.5	Peak	Horizontal
4170.5	36.9	2.1	39.0	74.0	-35.0	Peak	Vertical
4876.0	47.0	4.4	51.4	74.0	-22.6	Peak	Vertical
7681.0	34.2	12.0	46.2	74.0	-27.8	Peak	Vertical

Note: Measure Level (dBμV/m) = Reading Level (dBμV) + Factor (dB)

Factor (dB) = Cable Loss (dB) + Antenna Factor (dB/m) - Pre_Amplifier Gain (dB)

Product	WiFi 6 Extender	Test Engineer	Hyde Yu
Test Site	WZ-AC2	Test Date	2021/06/02
Test Mode:	802.11b	Test Channel:	11
Remark:	1. Average measurement was not performed if peak level lower than average limit. 2. Other frequency was 20dB below limit line within 1-18GHz, there is not show in the report.		

Frequency (MHz)	Reading Level (dBμV)	Factor (dB)	Measure Level (dBμV/m)	Limit (dBμV/m)	Margin (dB)	Detector	Polarization
4196.0	39.6	2.2	41.8	74.0	-32.2	Peak	Horizontal
4927.0	42.2	4.6	46.8	74.0	-27.2	Peak	Horizontal
7519.5	33.9	12.1	46.0	74.0	-28.0	Peak	Horizontal
4085.5	37.2	1.7	38.9	74.0	-35.1	Peak	Vertical
4927.0	42.6	4.6	47.2	74.0	-26.8	Peak	Vertical
7519.5	33.9	12.1	46.0	74.0	-28.0	Peak	Vertical

Note: Measure Level (dBμV/m) = Reading Level (dBμV) + Factor (dB)

Factor (dB) = Cable Loss (dB) + Antenna Factor (dB/m) - Pre_Amplifier Gain (dB)

Product	WiFi 6 Extender	Test Engineer	Hyde Yu
Test Site	WZ-AC2	Test Date	2021/06/02
Test Mode:	802.11g	Test Channel:	01
Remark:	1. Average measurement was not performed if peak level lower than average limit. 2. Other frequency was 20dB below limit line within 1-18GHz, there is not show in the report.		

Frequency (MHz)	Reading Level (dBμV)	Factor (dB)	Measure Level (dBμV/m)	Limit (dBμV/m)	Margin (dB)	Detector	Polarization
3618.0	43.2	-3.4	39.8	74.0	-34.2	Peak	Horizontal
4816.5	38.2	0.1	38.3	74.0	-35.7	Peak	Horizontal
6831.0	34.7	5.5	40.2	74.0	-33.8	Peak	Horizontal
4000.5	38.0	-2.8	35.2	74.0	-38.8	Peak	Vertical
4825.0	39.5	-0.1	39.4	74.0	-34.6	Peak	Vertical
6669.5	34.3	5.1	39.4	74.0	-34.6	Peak	Vertical

Note: Measure Level (dBμV/m) = Reading Level (dBμV) + Factor (dB)

Factor (dB) = Cable Loss (dB) + Antenna Factor (dB/m) - Pre_Amplifier Gain (dB)

Product	WiFi 6 Extender	Test Engineer	Hyde Yu
Test Site	WZ-AC2	Test Date	2021/06/02
Test Mode:	802.11g	Test Channel:	06
Remark:	1. Average measurement was not performed if peak level lower than average limit. 2. Other frequency was 20dB below limit line within 1-18GHz, there is not show in the report.		

Frequency (MHz)	Reading Level (dBμV)	Factor (dB)	Measure Level (dBμV/m)	Limit (dBμV/m)	Margin (dB)	Detector	Polarization
3652.0	43.8	-3.3	40.5	74.0	-33.5	Peak	Horizontal
6346.5	34.7	3.6	38.3	74.0	-35.7	Peak	Horizontal
7222.0	34.0	8.4	42.4	74.0	-31.6	Peak	Horizontal
3660.5	40.1	-3.3	36.8	74.0	-37.2	Peak	Vertical
4876.0	42.6	-0.4	42.2	74.0	-31.8	Peak	Vertical
7086.0	34.6	7.9	42.5	74.0	-31.5	Peak	Vertical

Note: Measure Level (dBμV/m) = Reading Level (dBμV) + Factor (dB)

Factor (dB) = Cable Loss (dB) + Antenna Factor (dB/m) - Pre_Amplifier Gain (dB)

Product	WiFi 6 Extender	Test Engineer	Hyde Yu
Test Site	WZ-AC2	Test Date	2021/06/02
Test Mode:	802.11g	Test Channel:	11
Remark:	1. Average measurement was not performed if peak level lower than average limit. 2. Other frequency was 20dB below limit line within 1-18GHz, there is not show in the report.		

Frequency (MHz)	Reading Level (dBμV)	Factor (dB)	Measure Level (dBμV/m)	Limit (dBμV/m)	Margin (dB)	Detector	Polarization
3694.5	41.3	-3.6	37.7	74.0	-36.3	Peak	Horizontal
4969.5	34.9	-0.2	34.7	74.0	-39.3	Peak	Horizontal
6958.5	34.0	6.5	40.5	74.0	-33.5	Peak	Horizontal
4187.5	37.2	-2.0	35.2	74.0	-38.8	Peak	Vertical
5913.0	35.5	2.0	37.5	74.0	-36.5	Peak	Vertical
7094.5	33.8	7.7	41.5	74.0	-32.5	Peak	Vertical

Note: Measure Level (dBμV/m) = Reading Level (dBμV) + Factor (dB)

Factor (dB) = Cable Loss (dB) + Antenna Factor (dB/m) - Pre_Amplifier Gain (dB)

Product	WiFi 6 Extender	Test Engineer	Hyde Yu
Test Site	WZ-AC2	Test Date	2021/06/02
Test Mode:	802.11n-HT20	Test Channel:	01
Remark:	1. Average measurement was not performed if peak level lower than average limit. 2. Other frequency was 20dB below limit line within 1-18GHz, there is not show in the report.		

Frequency (MHz)	Reading Level (dBμV)	Factor (dB)	Measure Level (dBμV/m)	Limit (dBμV/m)	Margin (dB)	Detector	Polarization
3618.0	40.4	-3.4	37.0	74.0	-37.0	Peak	Horizontal
4791.0	36.6	0.2	36.8	74.0	-37.2	Peak	Horizontal
6754.5	35.2	5.1	40.3	74.0	-33.7	Peak	Horizontal
3618.0	40.4	-3.4	37.0	74.0	-37.0	Peak	Vertical
4791.0	36.6	0.2	36.8	74.0	-37.2	Peak	Vertical
6754.5	35.2	5.1	40.3	74.0	-33.7	Peak	Vertical

Note: Measure Level (dBμV/m) = Reading Level (dBμV) + Factor (dB)

Factor (dB) = Cable Loss (dB) + Antenna Factor (dB/m) - Pre_Amplifier Gain (dB)

Product	WiFi 6 Extender	Test Engineer	Hyde Yu
Test Site	WZ-AC2	Test Date	2021/06/02
Test Mode:	802.11n-HT20	Test Channel:	06
Remark:	1. Average measurement was not performed if peak level lower than average limit. 2. Other frequency was 20dB below limit line within 1-18GHz, there is not show in the report.		

Frequency (MHz)	Reading Level (dBμV)	Factor (dB)	Measure Level (dBμV/m)	Limit (dBμV/m)	Margin (dB)	Detector	Polarization
3652.0	44.2	-3.3	40.9	74.0	-33.1	Peak	Horizontal
4876.0	41.6	-0.4	41.2	74.0	-32.8	Peak	Horizontal
6950.0	34.6	6.5	41.1	74.0	-32.9	Peak	Horizontal
3660.5	38.8	-3.3	35.5	74.0	-38.5	Peak	Vertical
4876.0	42.8	-0.4	42.4	74.0	-31.6	Peak	Vertical
7205.0	32.7	8.1	40.8	74.0	-33.2	Peak	Vertical

Note: Measure Level (dBμV/m) = Reading Level (dBμV) + Factor (dB)

Factor (dB) = Cable Loss (dB) + Antenna Factor (dB/m) - Pre_Amplifier Gain (dB)

Product	WiFi 6 Extender	Test Engineer	Hyde Yu
Test Site	WZ-AC2	Test Date	2021/06/02
Test Mode:	802.11n-HT20	Test Channel:	11
Remark:	1. Average measurement was not performed if peak level lower than average limit. 2. Other frequency was 20dB below limit line within 1-18GHz, there is not show in the report.		

Frequency (MHz)	Reading Level (dBμV)	Factor (dB)	Measure Level (dBμV/m)	Limit (dBμV/m)	Margin (dB)	Detector	Polarization
3694.5	41.6	-3.6	38.0	74.0	-36.0	Peak	Horizontal
4935.5	37.0	0.1	37.1	74.0	-36.9	Peak	Horizontal
5777.0	35.1	1.8	36.9	74.0	-37.1	Peak	Horizontal
3686.0	38.6	-3.4	35.2	74.0	-38.8	Peak	Vertical
5012.0	37.2	0.1	37.3	74.0	-36.7	Peak	Vertical
6261.5	35.5	3.2	38.7	74.0	-35.3	Peak	Vertical

Note: Measure Level (dBμV/m) = Reading Level (dBμV) + Factor (dB)

Factor (dB) = Cable Loss (dB) + Antenna Factor (dB/m) - Pre_Amplifier Gain (dB)

Product	WiFi 6 Extender	Test Engineer	Hyde Yu
Test Site	WZ-AC2	Test Date	2021/06/02
Test Mode:	802.11n-HT40	Test Channel:	03
Remark:	1. Average measurement was not performed if peak level lower than average limit. 2. Other frequency was 20dB below limit line within 1-18GHz, there is not show in the report.		

Frequency (MHz)	Reading Level (dBμV)	Factor (dB)	Measure Level (dBμV/m)	Limit (dBμV/m)	Margin (dB)	Detector	Polarization
4153.5	36.2	-2.0	34.2	74.0	-39.8	Peak	Horizontal
5046.0	36.4	0.5	36.9	74.0	-37.1	Peak	Horizontal
6865.0	34.9	5.8	40.7	74.0	-33.3	Peak	Horizontal
3992.0	37.4	-3.1	34.3	74.0	-39.7	Peak	Vertical
4808.0	36.6	0.2	36.8	74.0	-37.2	Peak	Vertical
7213.5	33.4	8.2	41.6	74.0	-32.4	Peak	Vertical

Note: Measure Level (dBμV/m) = Reading Level (dBμV) + Factor (dB)

Factor (dB) = Cable Loss (dB) + Antenna Factor (dB/m) - Pre_Amplifier Gain (dB)

Product	WiFi 6 Extender	Test Engineer	Hyde Yu
Test Site	WZ-AC2	Test Date	2021/06/02
Test Mode:	802.11n-HT40	Test Channel:	06
Remark:	1. Average measurement was not performed if peak level lower than average limit. 2. Other frequency was 20dB below limit line within 1-18GHz, there is not show in the report.		

Frequency (MHz)	Reading Level (dBμV)	Factor (dB)	Measure Level (dBμV/m)	Limit (dBμV/m)	Margin (dB)	Detector	Polarization
3643.5	41.4	-3.3	38.1	74.0	-35.9	Peak	Horizontal
4850.5	39.0	-0.3	38.7	74.0	-35.3	Peak	Horizontal
6346.5	35.4	3.6	39.0	74.0	-35.0	Peak	Horizontal
3643.5	38.7	-3.3	35.4	74.0	-38.6	Peak	Vertical
4850.5	41.5	-0.3	41.2	74.0	-32.8	Peak	Vertical
7222.0	33.5	8.4	41.9	74.0	-32.1	Peak	Vertical

Note: Measure Level (dBμV/m) = Reading Level (dBμV) + Factor (dB)

Factor (dB) = Cable Loss (dB) + Antenna Factor (dB/m) - Pre_Amplifier Gain (dB)

Product	WiFi 6 Extender	Test Engineer	Hyde Yu
Test Site	WZ-AC2	Test Date	2021/06/02
Test Mode:	802.11n-HT40	Test Channel:	09
Remark:	1. Average measurement was not performed if peak level lower than average limit. 2. Other frequency was 20dB below limit line within 1-18GHz, there is not show in the report.		

Frequency (MHz)	Reading Level (dBμV)	Factor (dB)	Measure Level (dBμV/m)	Limit (dBμV/m)	Margin (dB)	Detector	Polarization
3669.0	38.9	-3.3	35.6	74.0	-38.4	Peak	Horizontal
6321.0	36.0	3.3	39.3	74.0	-34.7	Peak	Horizontal
7086.0	33.6	7.9	41.5	74.0	-32.5	Peak	Horizontal
3907.0	38.3	-3.2	35.1	74.0	-38.9	Peak	Vertical
4918.5	36.8	0.1	36.9	74.0	-37.1	Peak	Vertical
7171.0	32.8	7.8	40.6	74.0	-33.4	Peak	Vertical

Note: Measure Level (dBμV/m) = Reading Level (dBμV) + Factor (dB)

Factor (dB) = Cable Loss (dB) + Antenna Factor (dB/m) - Pre_Amplifier Gain (dB)

Product	WiFi 6 Extender	Test Engineer	Hyde Yu
Test Site	WZ-AC2	Test Date	2021/06/02
Test Mode:	802.11ax-HT20	Test Channel:	01
Remark:	1. Average measurement was not performed if peak level lower than average limit. 2. Other frequency was 20dB below limit line within 1-18GHz, there is not show in the report.		

Frequency (MHz)	Reading Level (dBμV)	Factor (dB)	Measure Level (dBμV/m)	Limit (dBμV/m)	Margin (dB)	Detector	Polarization
3618.0	40.4	-3.4	37.0	74.0	-37.0	Peak	Horizontal
4791.0	36.6	0.2	36.8	74.0	-37.2	Peak	Horizontal
6754.5	35.2	5.1	40.3	74.0	-33.7	Peak	Horizontal
3618.0	40.4	-3.4	37.0	74.0	-37.0	Peak	Vertical
4791.0	36.6	0.2	36.8	74.0	-37.2	Peak	Vertical
6754.5	35.2	5.1	40.3	74.0	-33.7	Peak	Vertical

Note: Measure Level (dBμV/m) = Reading Level (dBμV) + Factor (dB)

Factor (dB) = Cable Loss (dB) + Antenna Factor (dB/m) - Pre_Amplifier Gain (dB)

Product	WiFi 6 Extender	Test Engineer	Hyde Yu
Test Site	WZ-AC2	Test Date	2021/06/02
Test Mode:	802.11ax-HT20	Test Channel:	06
Remark:	1. Average measurement was not performed if peak level lower than average limit. 2. Other frequency was 20dB below limit line within 1-18GHz, there is not show in the report.		

Frequency (MHz)	Reading Level (dBμV)	Factor (dB)	Measure Level (dBμV/m)	Limit (dBμV/m)	Margin (dB)	Detector	Polarization
3652.0	44.2	-3.3	40.9	74.0	-33.1	Peak	Horizontal
4876.0	41.6	-0.4	41.2	74.0	-32.8	Peak	Horizontal
6950.0	34.6	6.5	41.1	74.0	-32.9	Peak	Horizontal
3660.5	38.8	-3.3	35.5	74.0	-38.5	Peak	Vertical
4876.0	42.8	-0.4	42.4	74.0	-31.6	Peak	Vertical
7205.0	32.7	8.1	40.8	74.0	-33.2	Peak	Vertical

Note: Measure Level (dBμV/m) = Reading Level (dBμV) + Factor (dB)

Factor (dB) = Cable Loss (dB) + Antenna Factor (dB/m) - Pre_Amplifier Gain (dB)

Product	WiFi 6 Extender	Test Engineer	Hyde Yu
Test Site	WZ-AC2	Test Date	2021/06/02
Test Mode:	802.11ax-HT20	Test Channel:	11
Remark:	1. Average measurement was not performed if peak level lower than average limit. 2. Other frequency was 20dB below limit line within 1-18GHz, there is not show in the report.		

Frequency (MHz)	Reading Level (dBμV)	Factor (dB)	Measure Level (dBμV/m)	Limit (dBμV/m)	Margin (dB)	Detector	Polarization
3694.5	41.6	-3.6	38.0	74.0	-36.0	Peak	Horizontal
4935.5	37.0	0.1	37.1	74.0	-36.9	Peak	Horizontal
5777.0	35.1	1.8	36.9	74.0	-37.1	Peak	Horizontal
3686.0	38.6	-3.4	35.2	74.0	-38.8	Peak	Vertical
5012.0	37.2	0.1	37.3	74.0	-36.7	Peak	Vertical
6261.5	35.5	3.2	38.7	74.0	-35.3	Peak	Vertical

Note: Measure Level (dBμV/m) = Reading Level (dBμV) + Factor (dB)

Factor (dB) = Cable Loss (dB) + Antenna Factor (dB/m) - Pre_Amplifier Gain (dB)

Product	WiFi 6 Extender	Test Engineer	Hyde Yu
Test Site	WZ-AC2	Test Date	2021/06/02
Test Mode:	802.11ax-HE40	Test Channel:	03
Remark:	1. Average measurement was not performed if peak level lower than average limit. 2. Other frequency was 20dB below limit line within 1-18GHz, there is not show in the report.		

Frequency (MHz)	Reading Level (dBμV)	Factor (dB)	Measure Level (dBμV/m)	Limit (dBμV/m)	Margin (dB)	Detector	Polarization
4153.5	36.2	-2.0	34.2	74.0	-39.8	Peak	Horizontal
5046.0	36.4	0.5	36.9	74.0	-37.1	Peak	Horizontal
6865.0	34.9	5.8	40.7	74.0	-33.3	Peak	Horizontal
3992.0	37.4	-3.1	34.3	74.0	-39.7	Peak	Vertical
4808.0	36.6	0.2	36.8	74.0	-37.2	Peak	Vertical
7213.5	33.4	8.2	41.6	74.0	-32.4	Peak	Vertical

Note: Measure Level (dBμV/m) = Reading Level (dBμV) + Factor (dB)

Factor (dB) = Cable Loss (dB) + Antenna Factor (dB/m) - Pre_Amplifier Gain (dB)

Product	WiFi 6 Extender	Test Engineer	Hyde Yu
Test Site	WZ-AC2	Test Date	2021/06/02
Test Mode:	802.11ax-HE40	Test Channel:	06
Remark:	1. Average measurement was not performed if peak level lower than average limit. 2. Other frequency was 20dB below limit line within 1-18GHz, there is not show in the report.		

Frequency (MHz)	Reading Level (dBμV)	Factor (dB)	Measure Level (dBμV/m)	Limit (dBμV/m)	Margin (dB)	Detector	Polarization
3643.5	41.4	-3.3	38.1	74.0	-35.9	Peak	Horizontal
4850.5	39.0	-0.3	38.7	74.0	-35.3	Peak	Horizontal
6346.5	35.4	3.6	39.0	74.0	-35.0	Peak	Horizontal
3643.5	38.7	-3.3	35.4	74.0	-38.6	Peak	Vertical
4850.5	41.5	-0.3	41.2	74.0	-32.8	Peak	Vertical
7222.0	33.5	8.4	41.9	74.0	-32.1	Peak	Vertical

Note: Measure Level (dBμV/m) = Reading Level (dBμV) + Factor (dB)

Factor (dB) = Cable Loss (dB) + Antenna Factor (dB/m) - Pre_Amplifier Gain (dB)

Product	WiFi 6 Extender	Test Engineer	Hyde Yu
Test Site	WZ-AC2	Test Date	2021/06/02
Test Mode:	802.11ax-HE40	Test Channel:	09
Remark:	1. Average measurement was not performed if peak level lower than average limit. 2. Other frequency was 20dB below limit line within 1-18GHz, there is not show in the report.		

Frequency (MHz)	Reading Level (dBμV)	Factor (dB)	Measure Level (dBμV/m)	Limit (dBμV/m)	Margin (dB)	Detector	Polarization
3669.0	38.9	-3.3	35.6	74.0	-38.4	Peak	Horizontal
6321.0	36.0	3.3	39.3	74.0	-34.7	Peak	Horizontal
7086.0	33.6	7.9	41.5	74.0	-32.5	Peak	Horizontal
3907.0	38.3	-3.2	35.1	74.0	-38.9	Peak	Vertical
4918.5	36.8	0.1	36.9	74.0	-37.1	Peak	Vertical
7171.0	32.8	7.8	40.6	74.0	-33.4	Peak	Vertical

Note: Measure Level (dBμV/m) = Reading Level (dBμV) + Factor (dB)

Factor (dB) = Cable Loss (dB) + Antenna Factor (dB/m) - Pre_Amplifier Gain (dB)

The Result of Radiated Emission below 1GHz:

Site: WZ-AC2	Time: 2021/06/08 - 18:21
Limit: FCC_Part15.209_RSE(3m)	Engineer: Antony Yang
Probe: WZ-AC2_VULB9162_0.03-7GHz	Polarity: Horizontal
EUT: WiFi 6 Extender	Power: AC 120V/60Hz
Test Mode: Transmit by 802.11b at Channel 2412MHz	

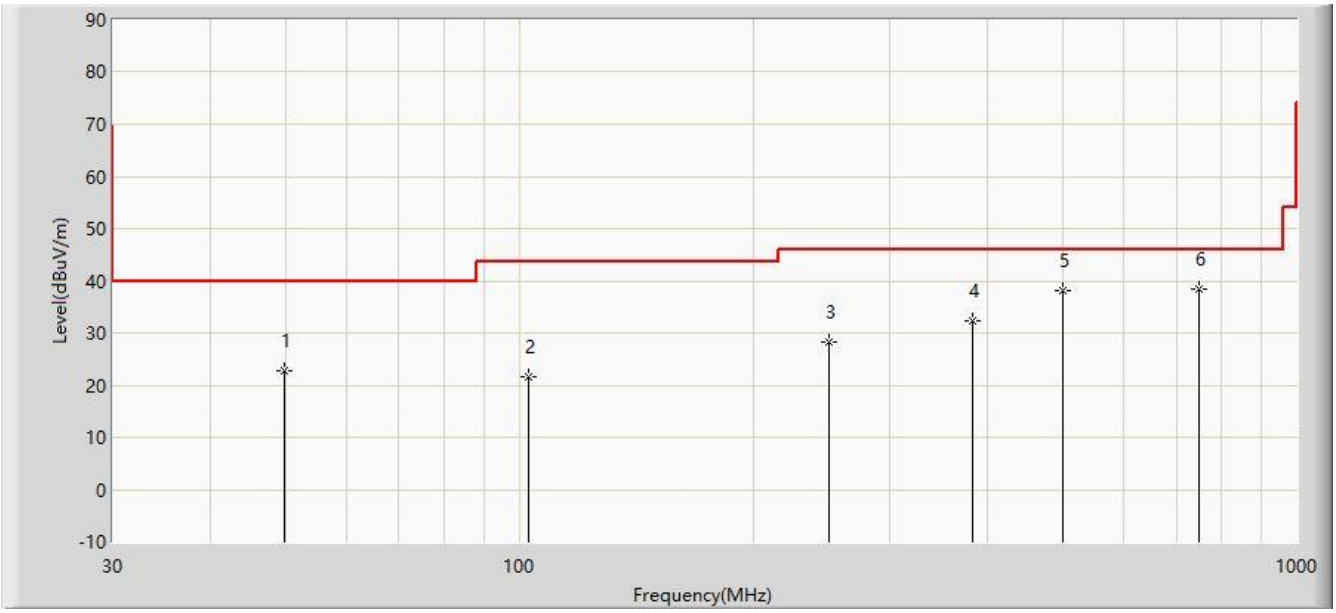

No	Flag	Mark	Frequency (MHz)	Measure Level (dBuV/m)	Reading Level (dBuV)	Margin (dB)	Limit (dBuV/m)	Factor (dB)	Type
1			49.885	22.855	2.259	-17.145	40.000	20.596	PK
2			102.750	21.522	3.024	-21.978	43.500	18.498	PK
3			250.190	28.251	8.376	-17.749	46.000	19.874	PK
4			382.595	32.405	9.526	-13.595	46.000	22.880	PK
5			499.965	38.049	12.944	-7.951	46.000	25.105	PK
6		*	750.225	38.302	8.587	-7.698	46.000	29.716	PK

Note 1: Measure Level (dBμV/m) = Reading Level (dBμV) + Factor (dB)

Factor (dB) = Cable Loss (dB) + Antenna Factor (dB/m)

Note 2: The amplitude of radiated emissions (frequency range from 9kHz to 30MHz and 18GHz to 25GHz) is that proximity to ambient noise, which also are attenuated more than 20 dB below the permissible value. Therefore, the data is not presented in the report.

Site: WZ-AC2	Time: 2021/06/08 - 18:21
Limit: FCC_Part15.209_RSE(3m)	Engineer: Antony Yang
Probe: WZ-AC2_VULB9162_0.03-7GHz	Polarity: Vertical
EUT: WiFi 6 Extender	Power: AC 120V/60Hz
Test Mode: Transmit by 802.11b at Channel 2412MHz	

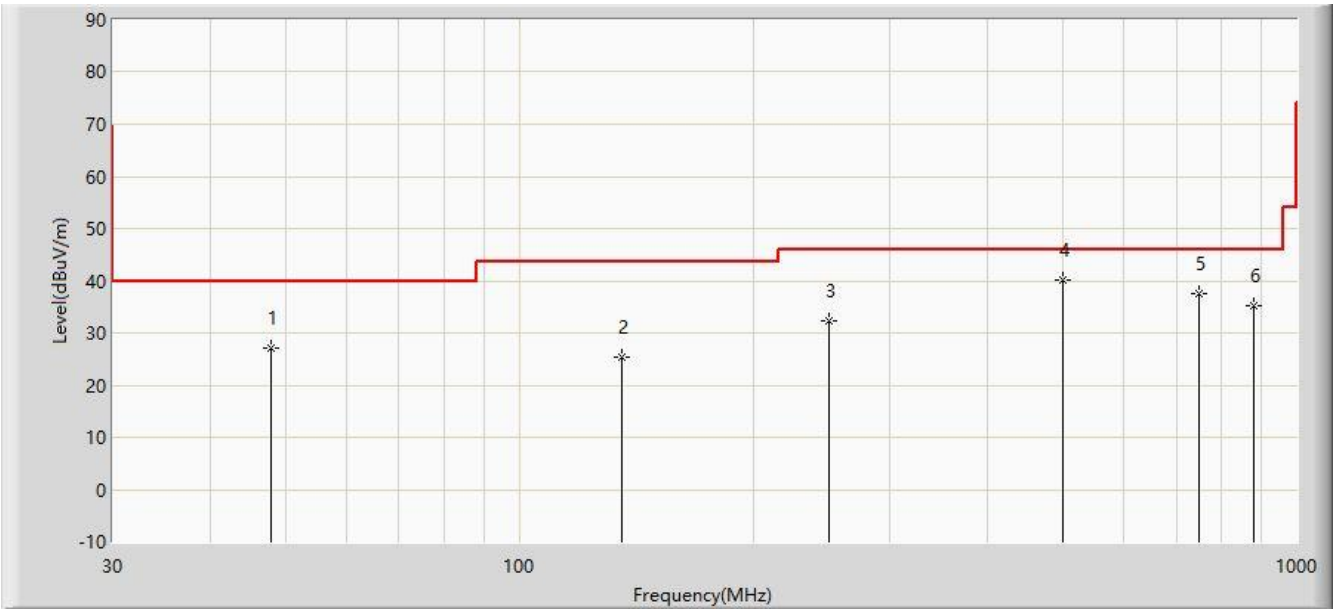

No	Flag	Mark	Frequency (MHz)	Measure Level (dBuV/m)	Reading Level (dBuV)	Margin (dB)	Limit (dBuV/m)	Factor (dB)	Type
1			47.945	27.045	6.530	-12.955	40.000	20.515	PK
2			135.245	25.439	10.232	-18.061	43.500	15.207	PK
3			250.190	32.179	12.304	-13.821	46.000	19.874	PK
4		*	499.965	40.283	15.178	-5.717	46.000	25.105	PK
5			750.225	37.604	7.889	-8.396	46.000	29.716	PK
6			880.690	35.294	3.981	-10.706	46.000	31.312	PK

Note 1: Measure Level (dBμV/m) = Reading Level (dBμV) + Factor (dB)

Factor (dB) = Cable Loss (dB) + Antenna Factor (dB/m)

Note 2: The amplitude of radiated emissions (frequency range from 9kHz to 30MHz and 18GHz to 25GHz) is that proximity to ambient noise, which also are attenuated more than 20 dB below the permissible value. Therefore, the data is not presented in the report.

5.7. Radiated Restricted Band Edge Measurement

5.7.1.Test Limit

For 15.205 requirement:

Radiated emissions which fall in the restricted bands, as defined in Section 15.205(a) of FCC part 15, must also comply with the radiated emission limits specified in Section 15.209(a).

Frequency (MHz)	Frequency (MHz)	Frequency (MHz)	Frequency (GHz)
0.090 - 0.110	16.42 - 16.423	399.9 - 410	4.5 - 5.15
[1] 0.495 - 0.505	16.69475 - 16.69525	608 - 614	5.35 - 5.46
2.1735 - 2.1905	16.80425 - 16.80475	960 - 1240	7.25 - 7.75
4.125 - 4.128	25.5 - 25.67	1300 - 1427	8.025 - 8.5
4.17725 - 4.17775	37.5 - 38.25	1435 - 1626.5	9.0 - 9.2
4.20725 - 4.20775	73 - 74.6	1645.5 - 1646.5	9.3 - 9.5
6.215 - 6.218	74.8 - 75.2	1660 - 1710	10.6 - 12.7
6.26775 - 6.26825	108 - 121.94	1718.8 - 1722.2	13.25 - 13.4
6.31175 - 6.31225	123 - 138	2200 - 2300	14.47 - 14.5
8.291 - 8.294	149.9 - 150.05	2310 - 2390	15.35 - 16.2
8.362 - 8.366	156.52475 - 156.52525	2483.5 - 2500	17.7 - 21.4
8.37625 - 8.38675	156.7 - 156.9	2690 - 2900	22.01 - 23.12
8.41425 - 8.41475	162.0125 - 167.17	3260 - 3267	23.6 - 24.0
12.29 - 12.293	167.72 - 173.2	3332 - 3339	31.2 - 31.8
12.51975 - 12.52025	240 - 285	3345.8 - 3358	36.43 - 36.5
12.57675 - 12.57725	322 - 335.4	3600 - 4400	([2])
13.36 - 13.41	--	--	--

All out of band emissions appearing in a restricted band as specified in Section 15.205 of the Title 47CFR must not exceed the limits shown in Table per Section 15.209.

FCC Part 15 Subpart C Paragraph 15.209		
Frequency [MHz]	Field Strength [uV/m]	Measured Distance [Meters]
0.009 - 0.490	2400/F (kHz)	300
0.490 - 1.705	24000/F (kHz)	30
1.705 - 30	30	30
30 - 88	100	3
88 - 216	150	3
216 - 960	200	3
Above 960	500	3

5.7.2.Test Procedure Used

ANSI C63.10-2013 Section 6.3

ANSI C63.10-2013 Section 6.6

ANSI C63.10-2013 Section 11.13

5.7.3.Test Setting

Peak Field Strength Measurements

1. Analyzer center frequency was set to the frequency of the radiated spurious emission of interest
2. RBW = 1MHz
3. VBW = 3MHz
4. Detector = peak
5. Sweep time = auto couple
6. Trace mode = max hold
7. Trace was allowed to stabilize

Average Field Strength Measurements

1. Analyzer center frequency was set to the frequency of the radiated spurious emission of interest
2. RBW = 1MHz
3. VBW ≥ 1/T
4. As an alternative, the instrument may be set to linear detector mode. Ensure that video filtering is applied in linear voltage domain (rather than in a log or dB domain). Some instruments require linear display mode in order to accomplish this. Others have a setting for Average-VBW Type, which can be set to “Voltage” regardless of the display mode
5. Detector = Peak
6. Sweep time = auto
7. Trace mode = max hold
8. Allow max hold to run for at least 50 times (1/duty cycle) traces

5.7.4.Test Setup

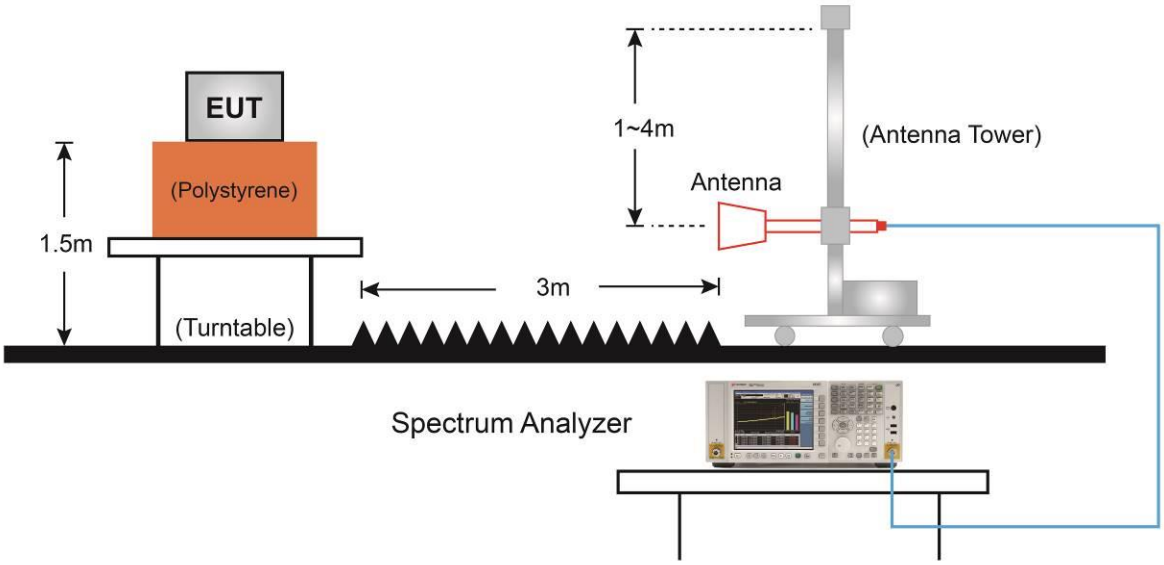

5.7.5.Test Result

Site: WZ-AC2	Time: 2021/04/13 - 23:49
Limit: FCC_Part15.209_RE(3m)	Engineer: Buter Shi
Probe: WZ-AC2_BBHA9120D_1-18GHz	Polarity: Horizontal
EUT: WiFi 6 Extender	Power: AC 120V/60Hz
Test Mode: Transmit by 802.11b at Channel 2412MHz	

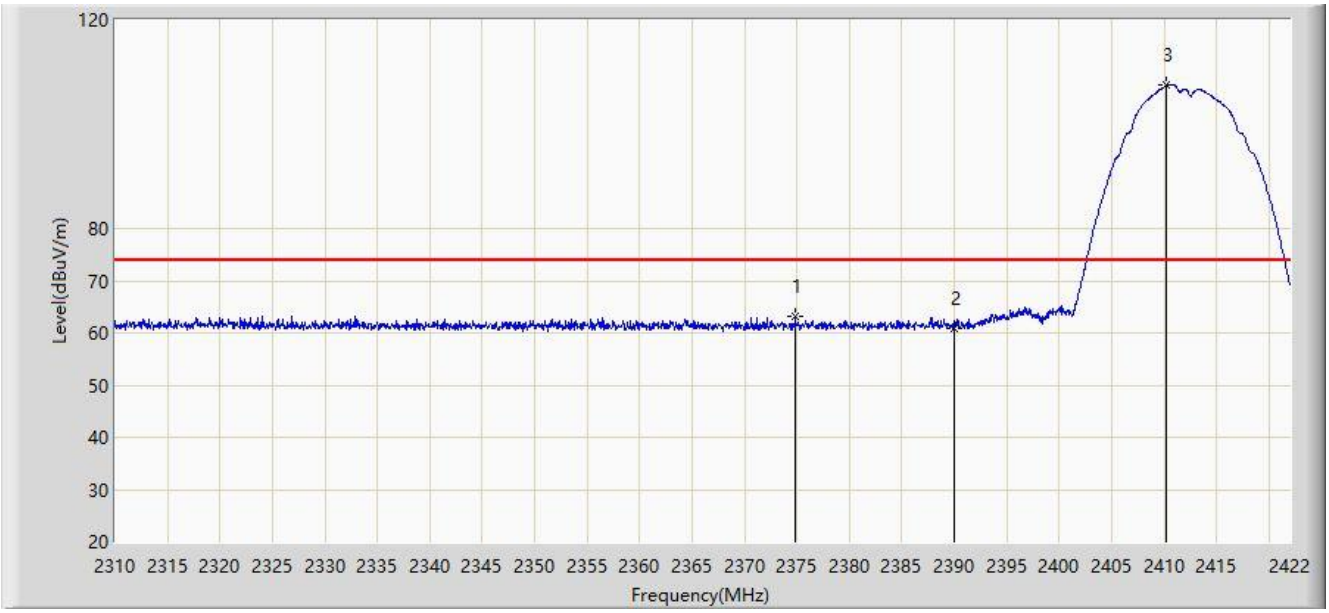

No	Flag	Mark	Frequency (MHz)	Measure Level (dBuV/m)	Reading Level (dBuV)	Margin (dB)	Limit (dBuV/m)	Factor (dB)	Type
1			2374.848	63.220	30.822	-10.780	74.000	32.398	PK
2			2390.000	60.961	28.610	-13.039	74.000	32.351	PK
3		*	2410.240	107.471	75.127	N/A	N/A	32.344	PK

Note: Measure Level (dBμV/m) = Reading Level (dBμV) + Factor (dB)

Factor (dB) = Cable Loss (dB) + Antenna Factor (dB/m)

Site: WZ-AC2	Time: 2021/04/13 - 23:50
Limit: FCC_Part15.209_RE(3m)	Engineer: Buter Shi
Probe: WZ-AC2_BBHA9120D_1-18GHz	Polarity: Horizontal
EUT: WiFi 6 Extender	Power: AC 120V/60Hz
Test Mode: Transmit by 802.11b at Channel 2412MHz	

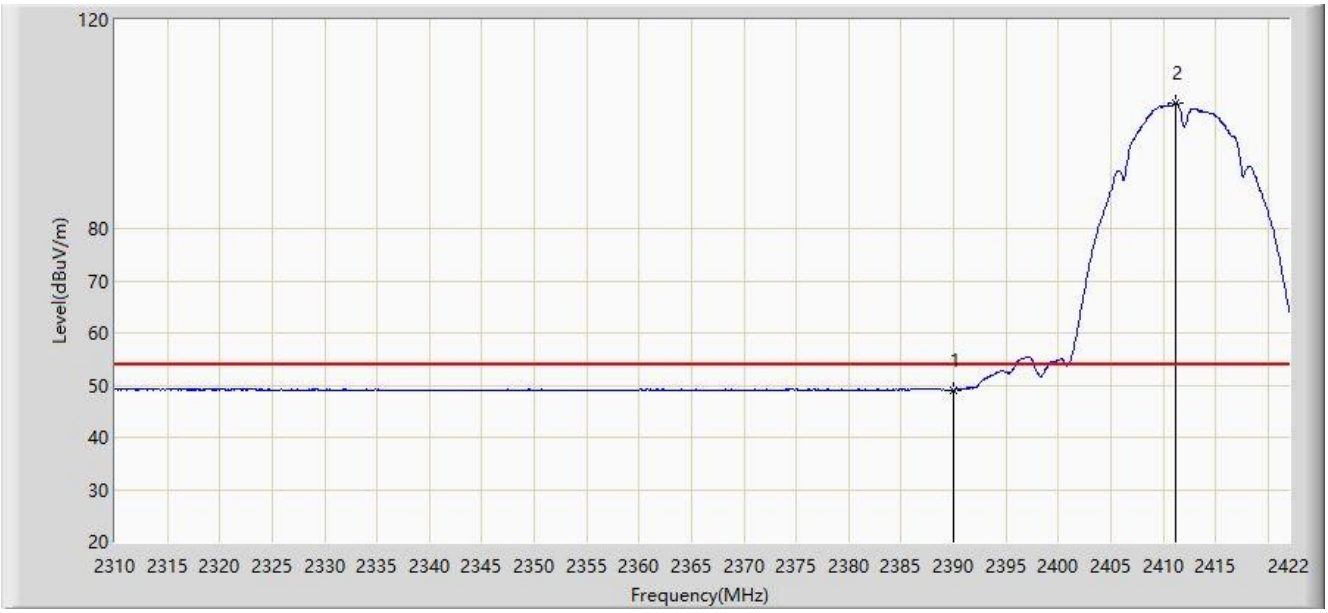

No	Flag	Mark	Frequency (MHz)	Measure Level (dBuV/m)	Reading Level (dBuV)	Margin (dB)	Limit (dBuV/m)	Factor (dB)	Type
1			2390.000	49.054	16.703	-4.946	54.000	32.351	AV
2		*	2411.192	104.051	71.706	N/A	N/A	32.345	AV

Note: Measure Level (dBμV/m) = Reading Level (dBμV) + Factor (dB)

Factor (dB) = Cable Loss (dB) + Antenna Factor (dB/m)

Site: WZ-AC2	Time: 2021/04/13 - 23:50
Limit: FCC_Part15.209_RE(3m)	Engineer: Buter Shi
Probe: WZ-AC2_BBHA9120D_1-18GHz	Polarity: Vertical
EUT: WiFi 6 Extender	Power: AC 120V/60Hz
Test Mode: Transmit by 802.11b at Channel 2412MHz	

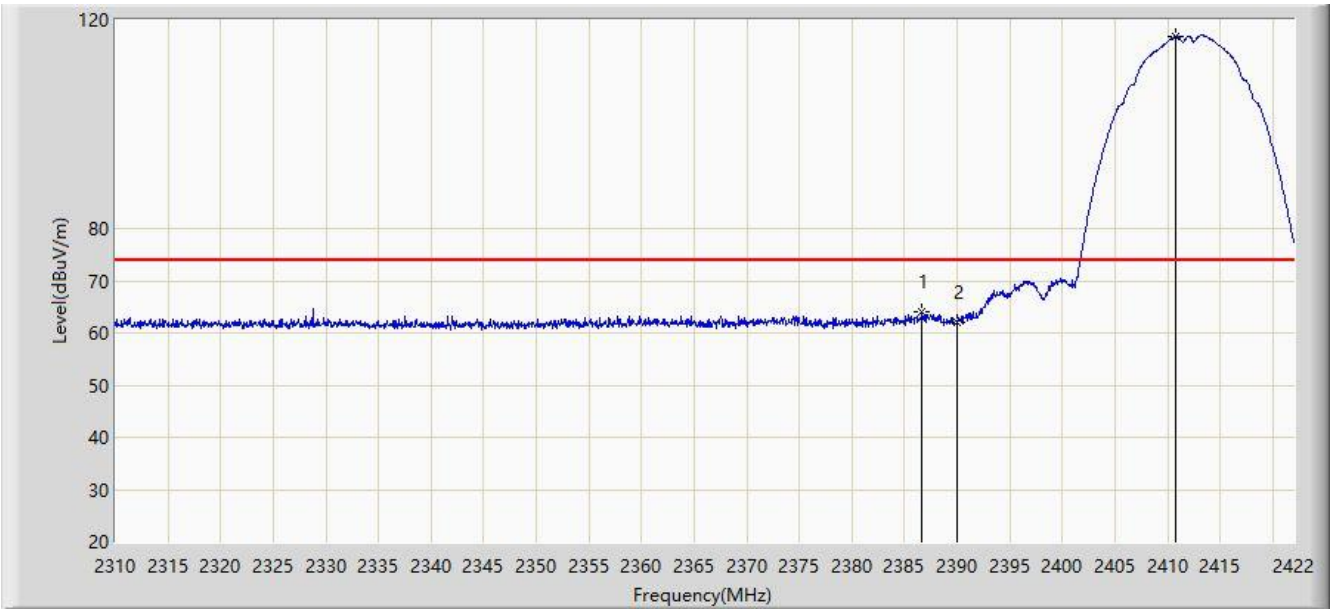

No	Flag	Mark	Frequency (MHz)	Measure Level (dBuV/m)	Reading Level (dBuV)	Margin (dB)	Limit (dBuV/m)	Factor (dB)	Type
1			2386.664	63.933	31.573	-10.067	74.000	32.360	PK
2			2390.000	62.132	29.781	-11.868	74.000	32.351	PK
3		*	2410.744	116.745	84.400	N/A	N/A	32.344	PK

Note: Measure Level (dBμV/m) = Reading Level (dBμV) + Factor (dB)

Factor (dB) = Cable Loss (dB) + Antenna Factor (dB/m)

Site: WZ-AC2	Time: 2021/04/13 - 23:52
Limit: FCC_Part15.209_RE(3m)	Engineer: Buter Shi
Probe: WZ-AC2_BBHA9120D_1-18GHz	Polarity: Vertical
EUT: WiFi 6 Extender	Power: AC 120V/60Hz
Test Mode: Transmit by 802.11b at Channel 2412MHz	

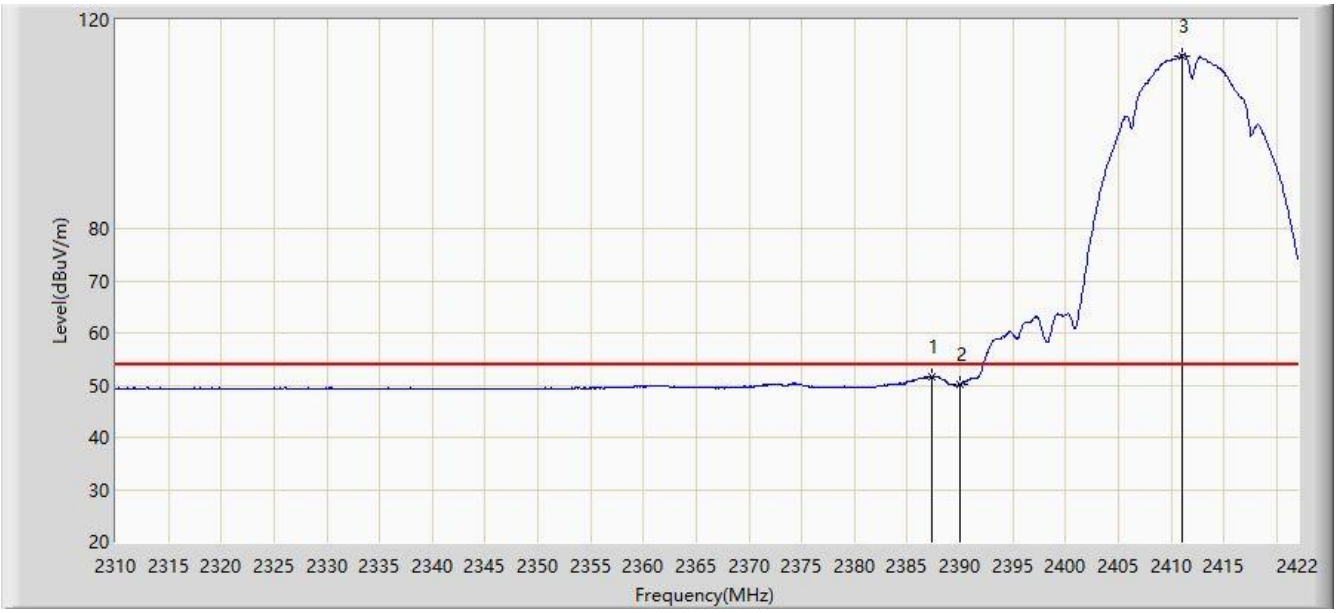

No	Flag	Mark	Frequency (MHz)	Measure Level (dBuV/m)	Reading Level (dBuV)	Margin (dB)	Limit (dBuV/m)	Factor (dB)	Type
1			2387.392	51.728	19.370	-2.272	54.000	32.358	AV
2			2390.000	50.170	17.819	-3.830	54.000	32.351	AV
3	X	*	2411.024	113.127	80.782	N/A	N/A	32.345	AV

Note: Measure Level (dBμV/m) = Reading Level (dBμV) + Factor (dB)

Factor (dB) = Cable Loss (dB) + Antenna Factor (dB/m)

Site: WZ-AC2	Time: 2021/04/14 - 00:00
Limit: FCC_Part15.209_RE(3m)	Engineer: Buter Shi
Probe: WZ-AC2_BBHA9120D_1-18GHz	Polarity: Horizontal
EUT: WiFi 6 Extender	Power: AC 120V/60Hz
Test Mode: Transmit by 802.11b at Channel 2462MHz	

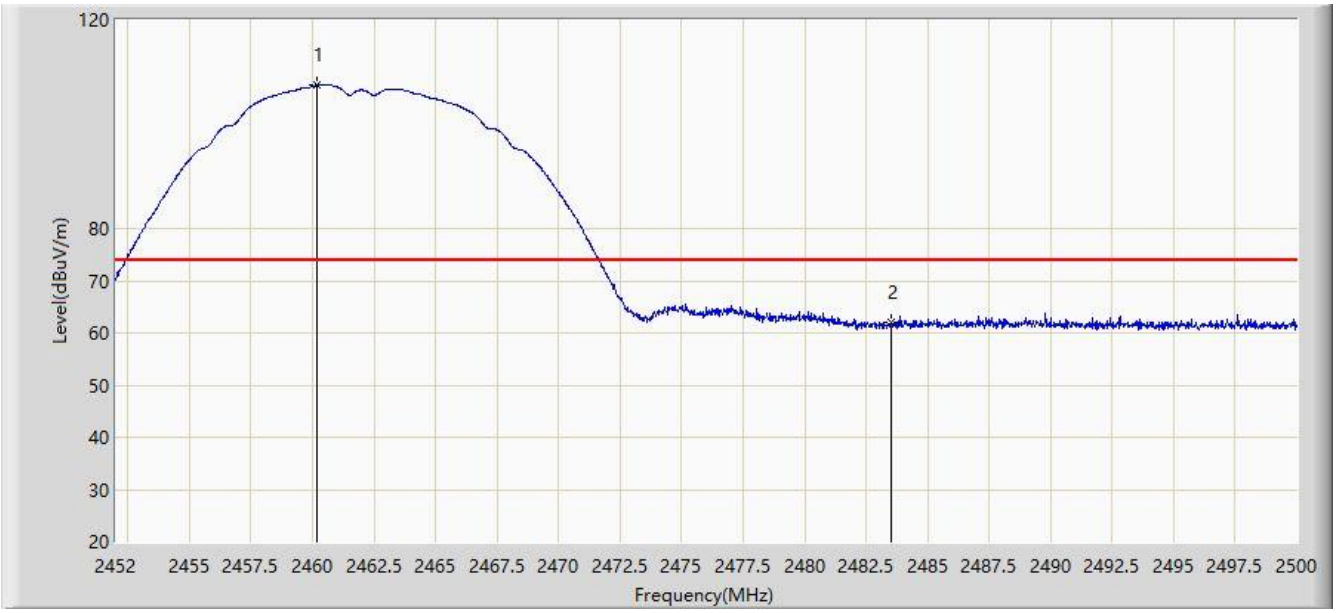

No	Flag	Mark	Frequency (MHz)	Measure Level (dBuV/m)	Reading Level (dBuV)	Margin (dB)	Limit (dBuV/m)	Factor (dB)	Type
1		*	2460.208	107.441	75.122	N/A	N/A	32.319	PK
2			2483.500	61.964	29.657	-12.036	74.000	32.307	PK

Note: Measure Level (dBμV/m) = Reading Level (dBμV) + Factor (dB)

Factor (dB) = Cable Loss (dB) + Antenna Factor (dB/m)

Site: WZ-AC2	Time: 2021/04/14 - 00:02
Limit: FCC_Part15.209_RE(3m)	Engineer: Buter Shi
Probe: WZ-AC2_BBHA9120D_1-18GHz	Polarity: Horizontal
EUT: WiFi 6 Extender	Power: AC 120V/60Hz
Test Mode: Transmit by 802.11b at Channel 2462MHz	

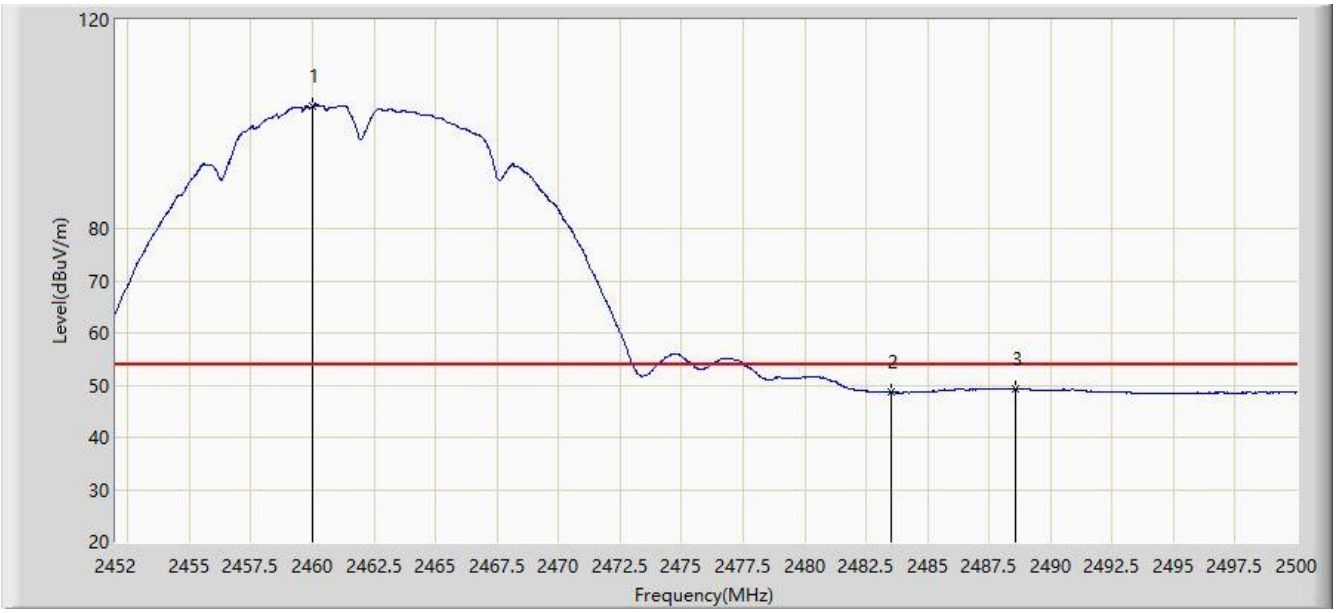

No	Flag	Mark	Frequency (MHz)	Measure Level (dBuV/m)	Reading Level (dBuV)	Margin (dB)	Limit (dBuV/m)	Factor (dB)	Type
1		*	2460.016	103.410	71.091	N/A	N/A	32.320	AV
2			2483.500	48.593	16.286	-5.407	54.000	32.307	AV
3			2488.576	49.417	17.116	-4.583	54.000	32.301	AV

Note: Measure Level (dBμV/m) = Reading Level (dBμV) + Factor (dB)

Factor (dB) = Cable Loss (dB) + Antenna Factor (dB/m)

Site: WZ-AC2	Time: 2021/04/14 - 00:02
Limit: FCC_Part15.209_RE(3m)	Engineer: Buter Shi
Probe: WZ-AC2_BBHA9120D_1-18GHz	Polarity: Vertical
EUT: WiFi 6 Extender	Power: AC 120V/60Hz
Test Mode: Transmit by 802.11b at Channel 2462MHz	

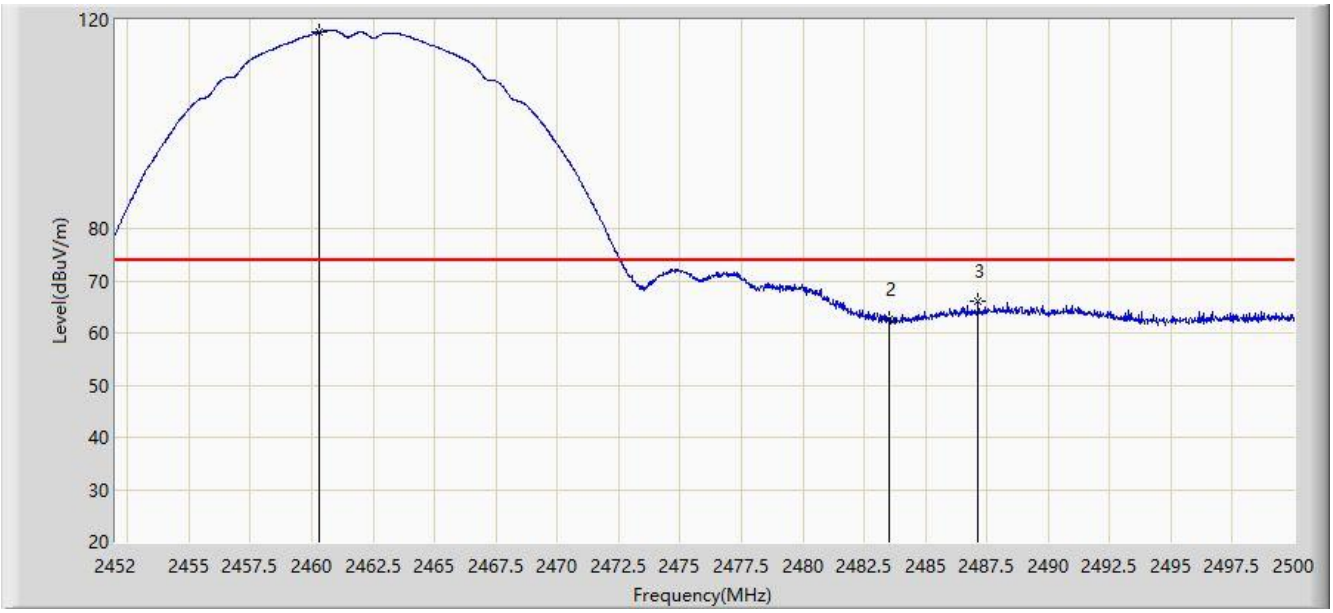

No	Flag	Mark	Frequency (MHz)	Measure Level (dBuV/m)	Reading Level (dBuV)	Margin (dB)	Limit (dBuV/m)	Factor (dB)	Type
1		*	2460.328	117.676	85.357	N/A	N/A	32.319	PK
2			2483.500	62.498	30.191	-11.502	74.000	32.307	PK
3			2487.136	65.981	33.681	-8.019	74.000	32.300	PK

Note: Measure Level (dBμV/m) = Reading Level (dBμV) + Factor (dB)

Factor (dB) = Cable Loss (dB) + Antenna Factor (dB/m)

Site: WZ-AC2	Time: 2021/04/14 - 00:05
Limit: FCC_Part15.209_RE(3m)	Engineer: Buter Shi
Probe: WZ-AC2_BBHA9120D_1-18GHz	Polarity: Vertical
EUT: WiFi 6 Extender	Power: AC 120V/60Hz
Test Mode: Transmit by 802.11b at Channel 2462MHz	

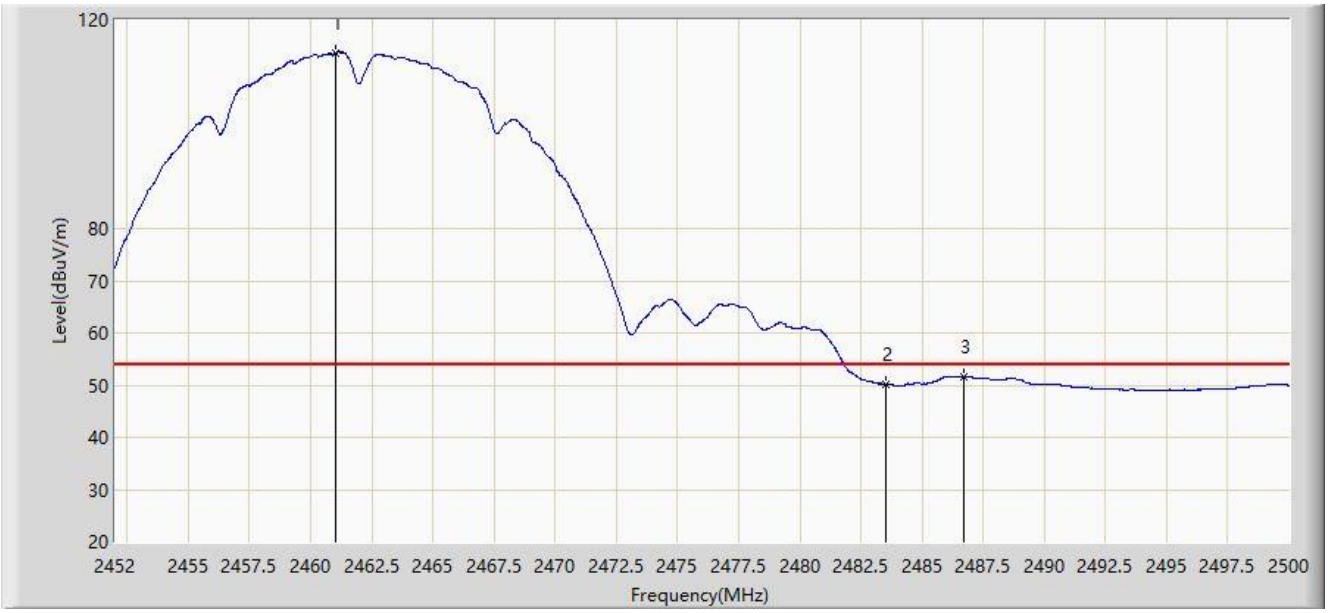

No	Flag	Mark	Frequency (MHz)	Measure Level (dBuV/m)	Reading Level (dBuV)	Margin (dB)	Limit (dBuV/m)	Factor (dB)	Type
1	X	*	2461.024	113.653	81.334	N/A	N/A	32.319	AV
2			2483.500	50.213	17.906	-3.787	54.000	32.307	AV
3			2486.704	51.689	19.388	-2.311	54.000	32.301	AV

Note: Measure Level (dBμV/m) = Reading Level (dBμV) + Factor (dB)

Factor (dB) = Cable Loss (dB) + Antenna Factor (dB/m)

Site: WZ-AC2	Time: 2021/04/14 - 00:20
Limit: FCC_Part15.209_RE(3m)	Engineer: Buter Shi
Probe: WZ-AC2_BBHA9120D_1-18GHz	Polarity: Horizontal
EUT: WiFi 6 Extender	Power: AC 120V/60Hz
Test Mode: Transmit by 802.11g at Channel 2412MHz	

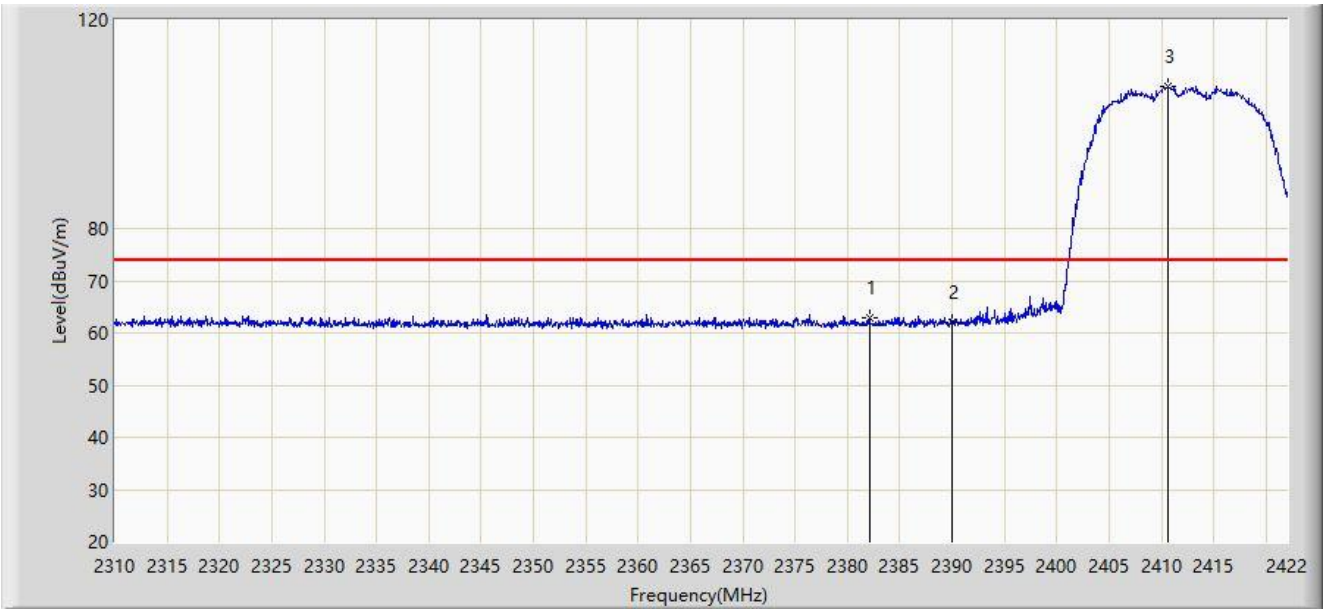

No	Flag	Mark	Frequency (MHz)	Measure Level (dBuV/m)	Reading Level (dBuV)	Margin (dB)	Limit (dBuV/m)	Factor (dB)	Type
1			2382.128	62.955	30.583	-11.045	74.000	32.373	PK
2			2390.000	62.053	29.702	-11.947	74.000	32.351	PK
3		*	2410.632	107.235	74.891	N/A	N/A	32.344	PK

Note: Measure Level (dBμV/m) = Reading Level (dBμV) + Factor (dB)

Factor (dB) = Cable Loss (dB) + Antenna Factor (dB/m)

Site: WZ-AC2	Time: 2021/04/14 - 00:23
Limit: FCC_Part15.209_RE(3m)	Engineer: Buter Shi
Probe: WZ-AC2_BBHA9120D_1-18GHz	Polarity: Horizontal
EUT: WiFi 6 Extender	Power: AC 120V/60Hz
Test Mode: Transmit by 802.11g at Channel 2412MHz	

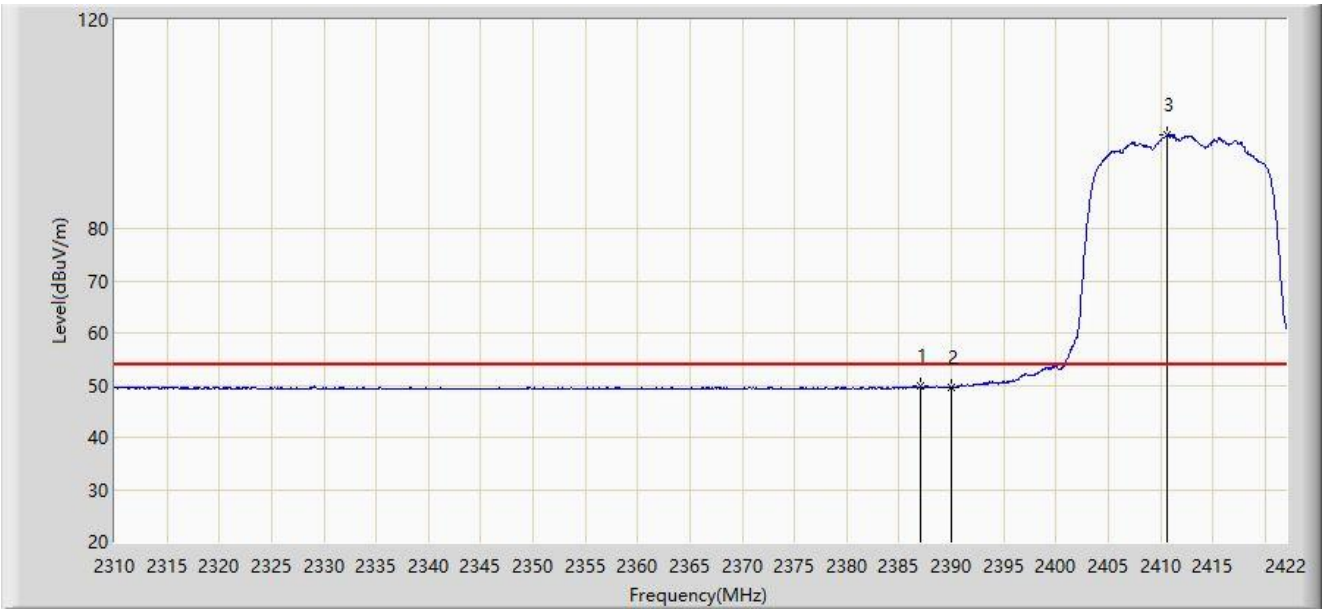

No	Flag	Mark	Frequency (MHz)	Measure Level (dBuV/m)	Reading Level (dBuV)	Margin (dB)	Limit (dBuV/m)	Factor (dB)	Type
1			2387.000	49.763	17.404	-4.237	54.000	32.359	AV
2			2390.000	49.653	17.302	-4.347	54.000	32.351	AV
3		*	2410.688	97.842	65.498	N/A	N/A	32.344	AV

Note: Measure Level (dBμV/m) = Reading Level (dBμV) + Factor (dB)

Factor (dB) = Cable Loss (dB) + Antenna Factor (dB/m)

Site: WZ-AC2	Time: 2021/04/14 - 00:25
Limit: FCC_Part15.209_RE(3m)	Engineer: Buter Shi
Probe: WZ-AC2_BBHA9120D_1-18GHz	Polarity: Vertical
EUT: WiFi 6 Extender	Power: AC 120V/60Hz
Test Mode: Transmit by 802.11g at Channel 2412MHz	

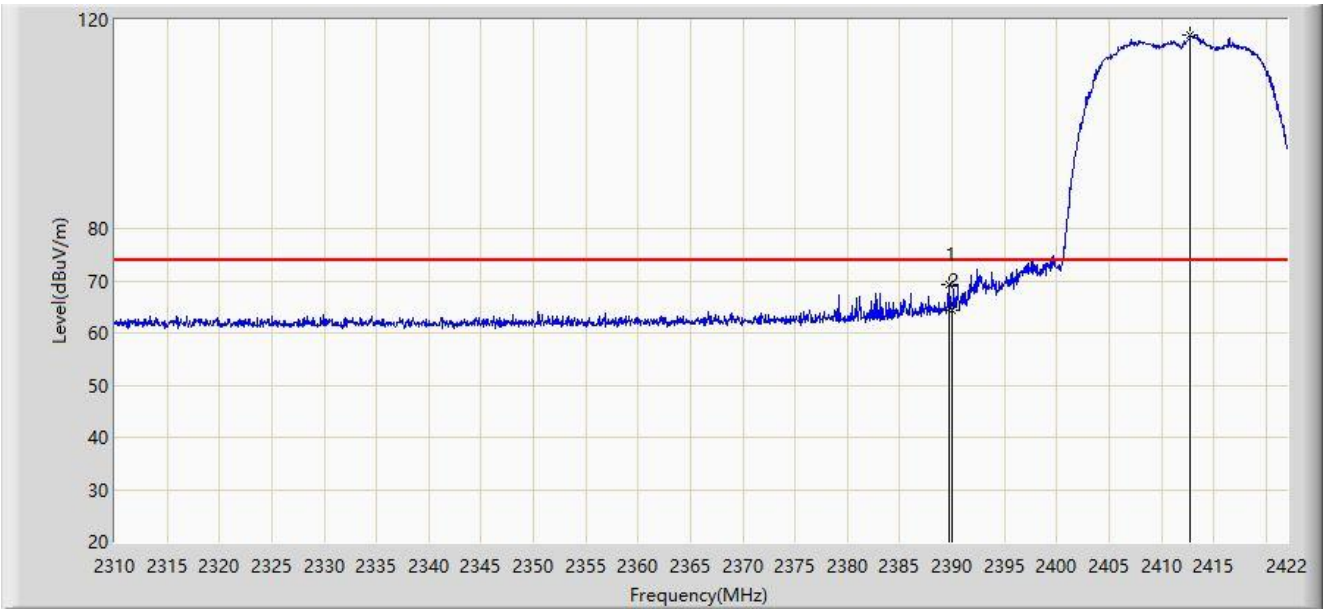

No	Flag	Mark	Frequency (MHz)	Measure Level (dBuV/m)	Reading Level (dBuV)	Margin (dB)	Limit (dBuV/m)	Factor (dB)	Type
1			2389.744	69.305	36.953	-4.695	74.000	32.352	PK
2			2390.000	64.431	32.080	-9.569	74.000	32.351	PK
3		*	2412.760	116.977	84.631	N/A	N/A	32.346	PK

Note: Measure Level (dBμV/m) = Reading Level (dBμV) + Factor (dB)

Factor (dB) = Cable Loss (dB) + Antenna Factor (dB/m)

Site: WZ-AC2	Time: 2021/04/14 - 00:25
Limit: FCC_Part15.209_RE(3m)	Engineer: Buter Shi
Probe: WZ-AC2_BBHA9120D_1-18GHz	Polarity: Vertical
EUT: WiFi 6 Extender	Power: AC 120V/60Hz
Test Mode: Transmit by 802.11g at Channel 2412MHz	

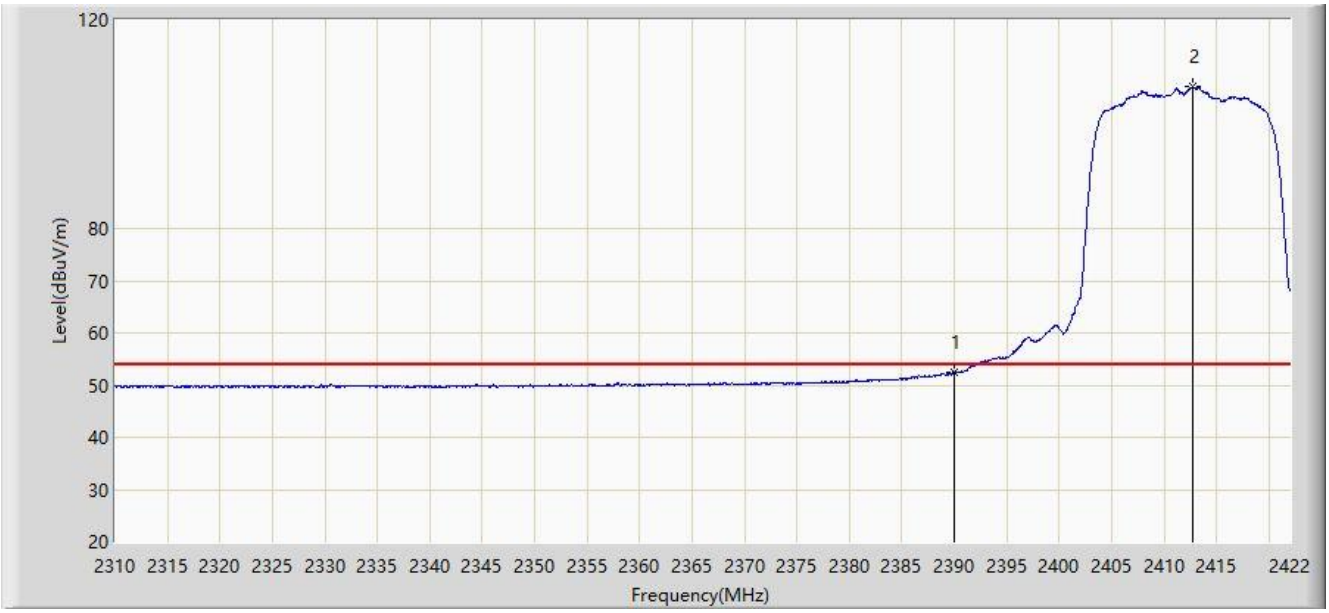

No	Flag	Mark	Frequency (MHz)	Measure Level (dBuV/m)	Reading Level (dBuV)	Margin (dB)	Limit (dBuV/m)	Factor (dB)	Type
1			2390.000	52.509	20.158	-1.491	54.000	32.351	AV
2		*	2412.704	107.204	74.858	N/A	N/A	32.346	AV

Note: Measure Level (dBµV/m) = Reading Level (dBµV) + Factor (dB)

Factor (dB) = Cable Loss (dB) + Antenna Factor (dB/m)

Site: WZ-AC2	Time: 2021/04/14 - 00:37
Limit: FCC_Part15.209_RE(3m)	Engineer: Buter Shi
Probe: WZ-AC2_BBHA9120D_1-18GHz	Polarity: Horizontal
EUT: WiFi 6 Extender	Power: AC 120V/60Hz
Test Mode: Transmit by 802.11g at Channel 2462MHz	

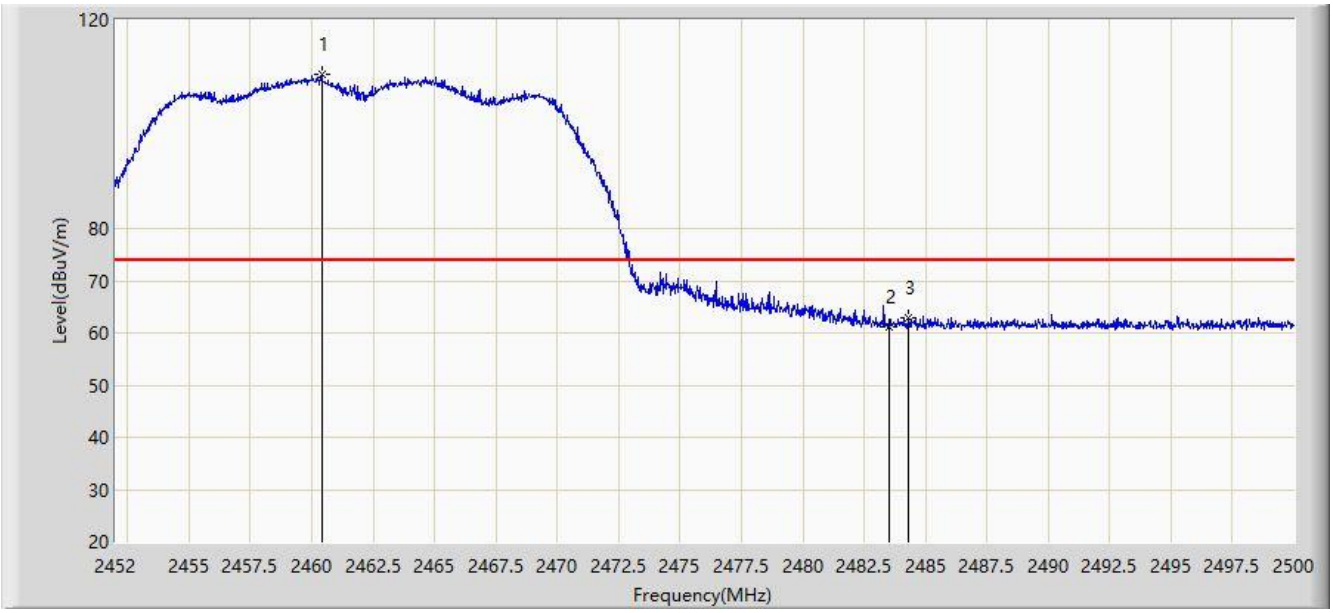

No	Flag	Mark	Frequency (MHz)	Measure Level (dBuV/m)	Reading Level (dBuV)	Margin (dB)	Limit (dBuV/m)	Factor (dB)	Type
1		*	2460.400	109.472	77.153	N/A	N/A	32.319	PK
2			2483.500	61.245	28.938	-12.755	74.000	32.307	PK
3			2484.304	63.031	30.726	-10.969	74.000	32.306	PK

Note: Measure Level (dBµV/m) = Reading Level (dBµV) + Factor (dB)

Factor (dB) = Cable Loss (dB) + Antenna Factor (dB/m)

Site: WZ-AC2	Time: 2021/04/14 - 00:39
Limit: FCC_Part15.209_RE(3m)	Engineer: Buter Shi
Probe: WZ-AC2_BBHA9120D_1-18GHz	Polarity: Horizontal
EUT: WiFi 6 Extender	Power: AC 120V/60Hz
Test Mode: Transmit by 802.11g at Channel 2462MHz	

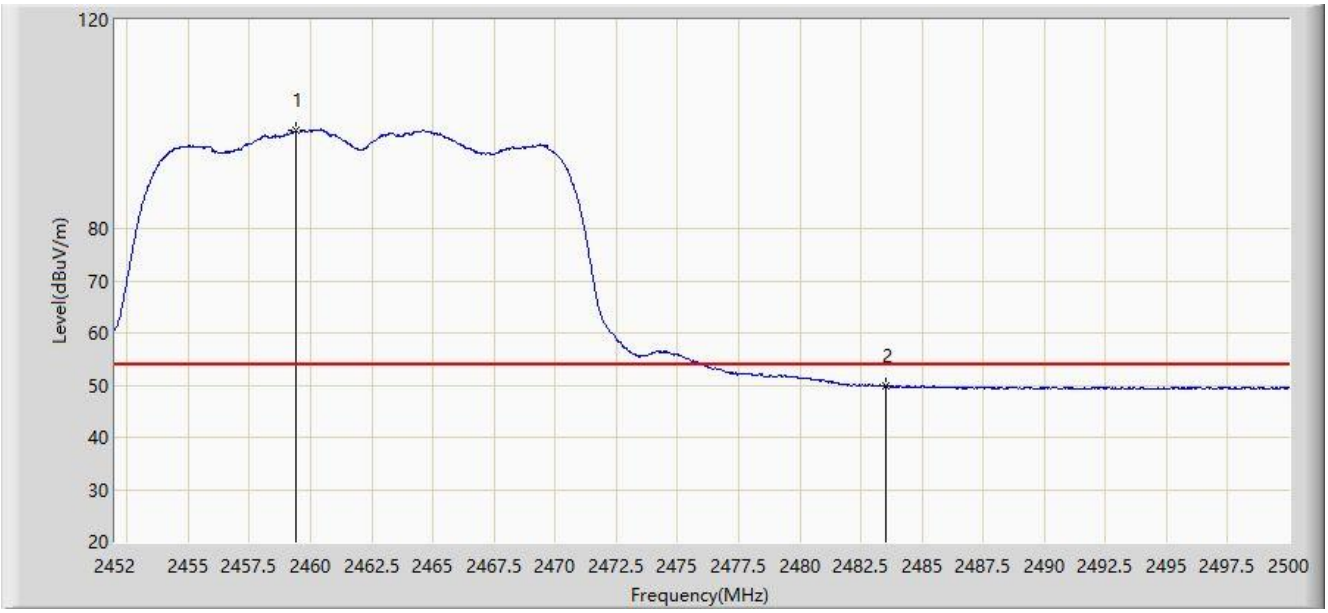

No	Flag	Mark	Frequency (MHz)	Measure Level (dBuV/m)	Reading Level (dBuV)	Margin (dB)	Limit (dBuV/m)	Factor (dB)	Type
1		*	2459.392	98.731	66.412	N/A	N/A	32.320	AV
2			2483.500	49.927	17.620	-4.073	54.000	32.307	AV

Note: Measure Level (dBµV/m) = Reading Level (dBµV) + Factor (dB)

Factor (dB) = Cable Loss (dB) + Antenna Factor (dB/m)

Site: WZ-AC2	Time: 2021/04/14 - 00:40
Limit: FCC_Part15.209_RE(3m)	Engineer: Buter Shi
Probe: WZ-AC2_BBHA9120D_1-18GHz	Polarity: Vertical
EUT: WiFi 6 Extender	Power: AC 120V/60Hz
Test Mode: Transmit by 802.11g at Channel 2462MHz	

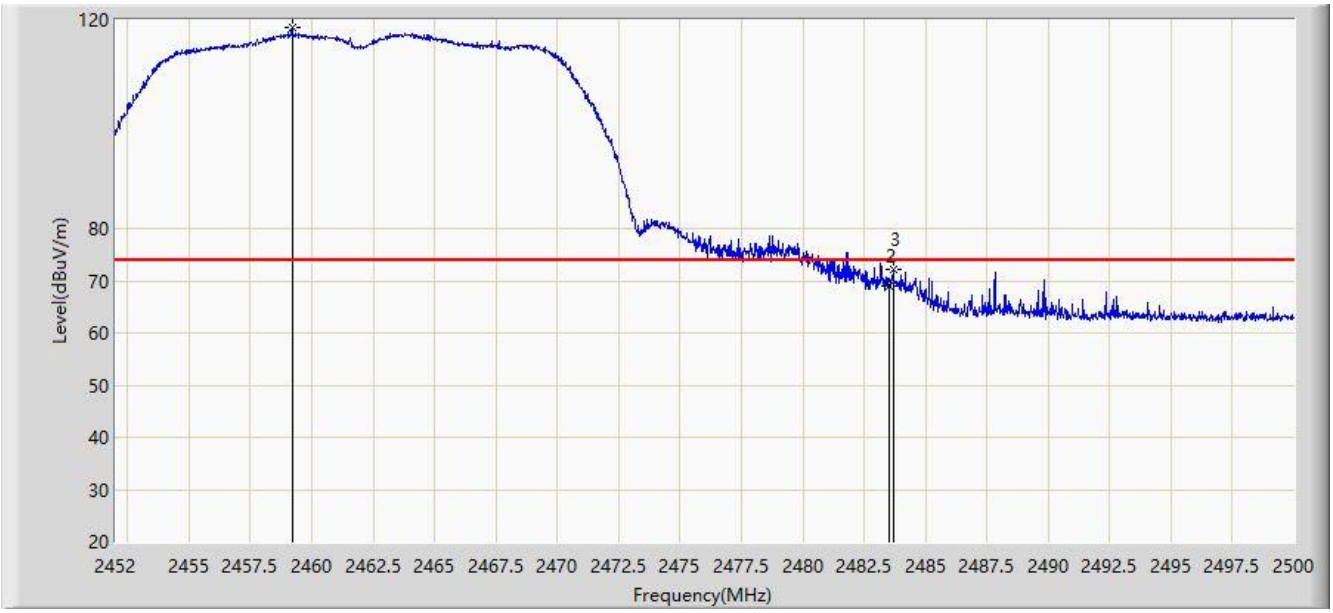

No	Flag	Mark	Frequency (MHz)	Measure Level (dBuV/m)	Reading Level (dBuV)	Margin (dB)	Limit (dBuV/m)	Factor (dB)	Type
1		*	2459.200	118.487	86.168	N/A	N/A	32.319	PK
2			2483.500	68.899	36.592	-5.101	74.000	32.307	PK
3			2483.680	72.296	39.990	-1.704	74.000	32.306	PK

Note: Measure Level (dBµV/m) = Reading Level (dBµV) + Factor (dB)

Factor (dB) = Cable Loss (dB) + Antenna Factor (dB/m)

Site: WZ-AC2	Time: 2021/04/14 - 00:40
Limit: FCC_Part15.209_RE(3m)	Engineer: Buter Shi
Probe: WZ-AC2_BBHA9120D_1-18GHz	Polarity: Vertical
EUT: WiFi 6 Extender	Power: AC 120V/60Hz
Test Mode: Transmit by 802.11g at Channel 2462MHz	

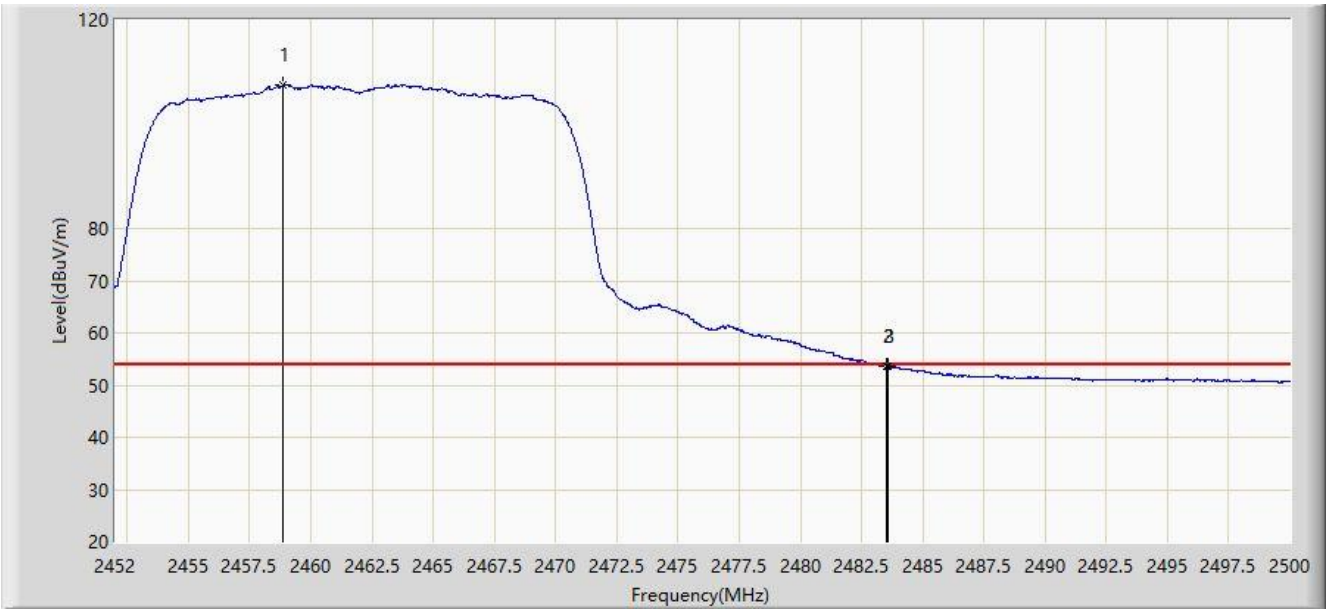

No	Flag	Mark	Frequency (MHz)	Measure Level (dBuV/m)	Reading Level (dBuV)	Margin (dB)	Limit (dBuV/m)	Factor (dB)	Type
1		*	2458.864	107.466	75.147	N/A	N/A	32.320	AV
2			2483.500	53.721	21.414	-0.279	54.000	32.307	AV
3			2483.560	53.739	21.432	-0.261	54.000	32.306	AV

Note: Measure Level (dBμV/m) = Reading Level (dBμV) + Factor (dB)

Factor (dB) = Cable Loss (dB) + Antenna Factor (dB/m)

Site: WZ-AC2	Time: 2021/04/14 - 01:11
Limit: FCC_Part15.209_RE(3m)	Engineer: Buter Shi
Probe: WZ-AC2_BBHA9120D_1-18GHz	Polarity: Horizontal
EUT: WiFi 6 Extender	Power: AC 120V/60Hz
Test Mode: Transmit by 802.11n-HT20 at Channel 2412MHz	

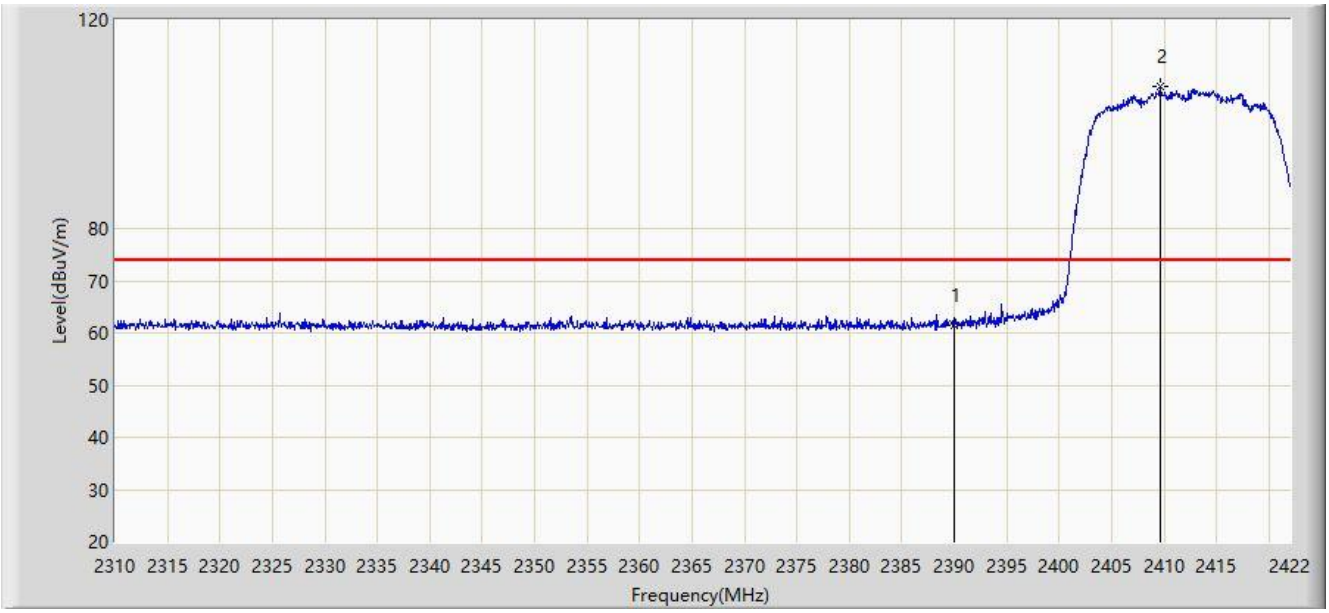

No	Flag	Mark	Frequency (MHz)	Measure Level (dBuV/m)	Reading Level (dBuV)	Margin (dB)	Limit (dBuV/m)	Factor (dB)	Type
1			2390.000	61.488	29.137	-12.512	74.000	32.351	PK
2		*	2409.624	107.341	74.997	N/A	N/A	32.344	PK

Note: Measure Level (dBμV/m) = Reading Level (dBμV) + Factor (dB)

Factor (dB) = Cable Loss (dB) + Antenna Factor (dB/m)

Site: WZ-AC2	Time: 2021/04/14 - 01:12
Limit: FCC_Part15.209_RE(3m)	Engineer: Buter Shi
Probe: WZ-AC2_BBHA9120D_1-18GHz	Polarity: Horizontal
EUT: WiFi 6 Extender	Power: AC 120V/60Hz
Test Mode: Transmit by 802.11n-HT20 at Channel 2412MHz	

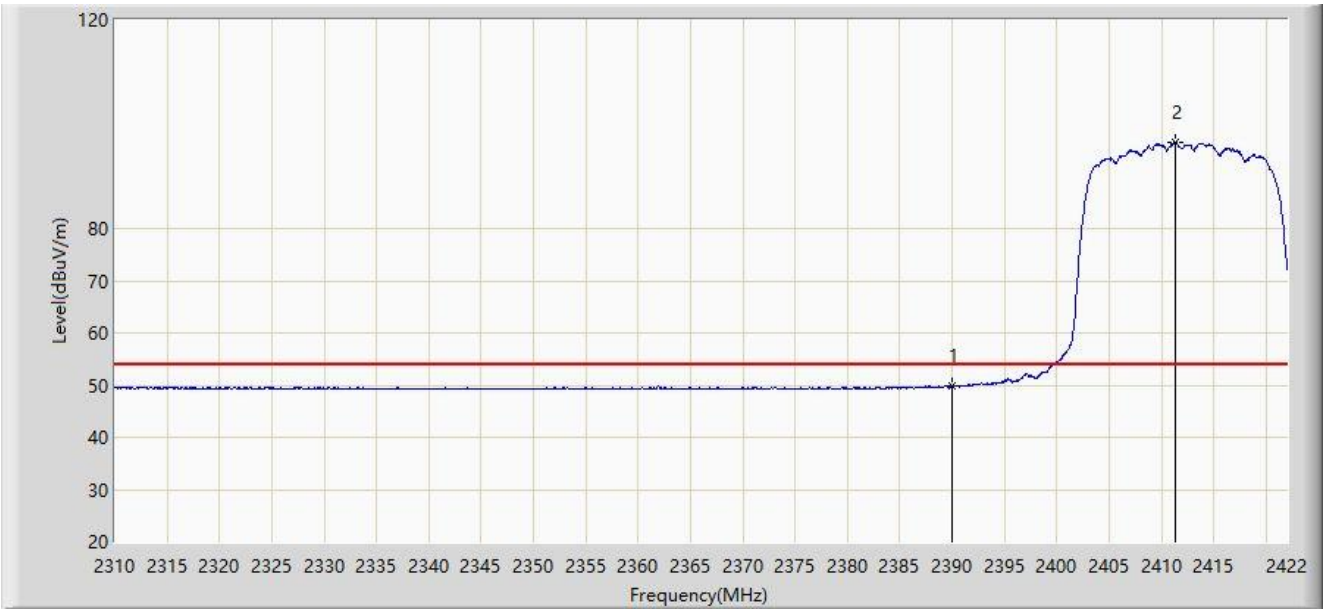

No	Flag	Mark	Frequency (MHz)	Measure Level (dBuV/m)	Reading Level (dBuV)	Margin (dB)	Limit (dBuV/m)	Factor (dB)	Type
1			2390.000	49.753	17.402	-4.247	54.000	32.351	AV
2		*	2411.360	96.583	64.238	N/A	N/A	32.345	AV

Note: Measure Level (dBμV/m) = Reading Level (dBμV) + Factor (dB)

Factor (dB) = Cable Loss (dB) + Antenna Factor (dB/m)

Site: WZ-AC2	Time: 2021/04/14 - 01:12
Limit: FCC_Part15.209_RE(3m)	Engineer: Buter Shi
Probe: WZ-AC2_BBHA9120D_1-18GHz	Polarity: Vertical
EUT: WiFi 6 Extender	Power: AC 120V/60Hz
Test Mode: Transmit by 802.11n-HT20 at Channel 2412MHz	

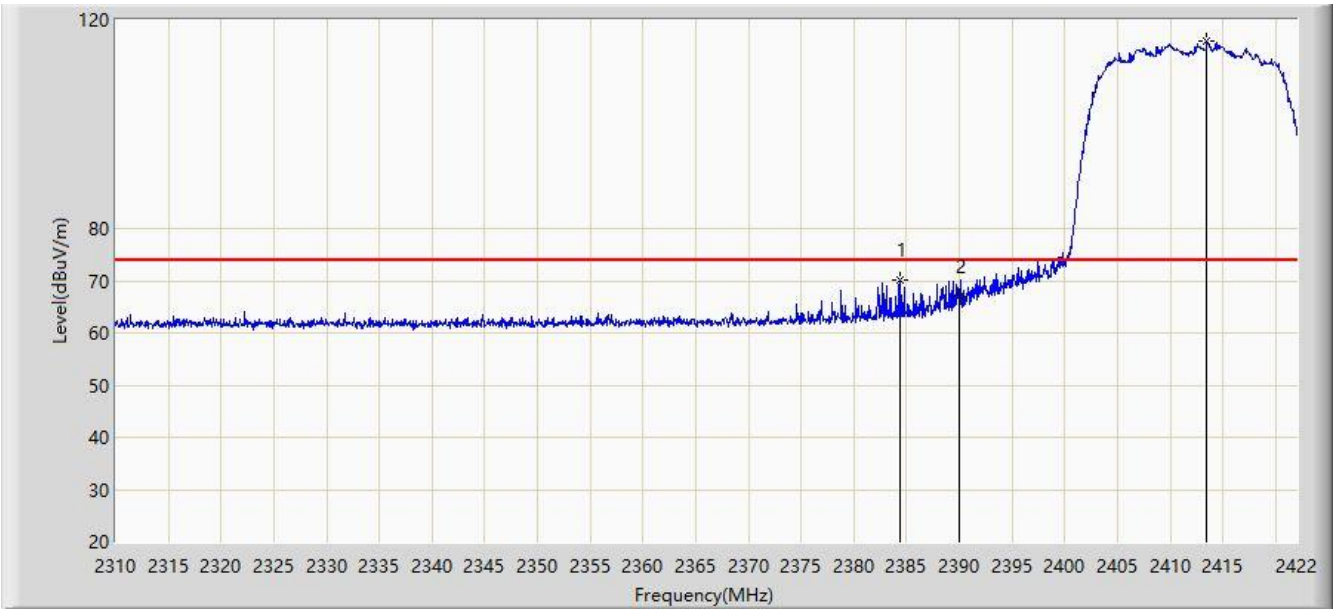

No	Flag	Mark	Frequency (MHz)	Measure Level (dBuV/m)	Reading Level (dBuV)	Margin (dB)	Limit (dBuV/m)	Factor (dB)	Type
1			2384.424	70.273	37.907	-3.727	74.000	32.366	PK
2			2390.000	67.098	34.747	-6.902	74.000	32.351	PK
3		*	2413.488	115.815	83.468	N/A	N/A	32.347	PK

Note: Measure Level (dBμV/m) = Reading Level (dBμV) + Factor (dB)

Factor (dB) = Cable Loss (dB) + Antenna Factor (dB/m)

Site: WZ-AC2	Time: 2021/04/14 - 01:12
Limit: FCC_Part15.209_RE(3m)	Engineer: Buter Shi
Probe: WZ-AC2_BBHA9120D_1-18GHz	Polarity: Vertical
EUT: WiFi 6 Extender	Power: AC 120V/60Hz
Test Mode: Transmit by 802.11n-HT20 at Channel 2412MHz	

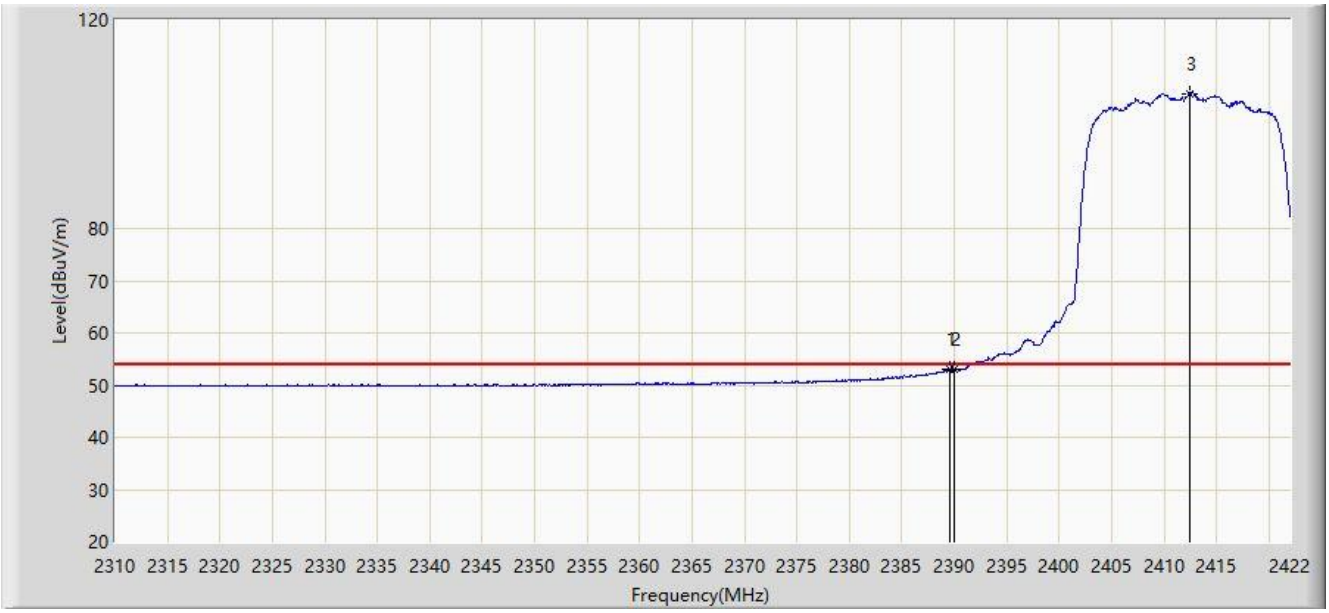

No	Flag	Mark	Frequency (MHz)	Measure Level (dBuV/m)	Reading Level (dBuV)	Margin (dB)	Limit (dBuV/m)	Factor (dB)	Type
1			2389.520	53.184	20.831	-0.816	54.000	32.353	AV
2			2390.000	52.989	20.638	-1.011	54.000	32.351	AV
3		*	2412.424	105.915	73.569	N/A	N/A	32.346	AV

Note: Measure Level (dBμV/m) = Reading Level (dBμV) + Factor (dB)

Factor (dB) = Cable Loss (dB) + Antenna Factor (dB/m)

Site: WZ-AC2	Time: 2021/04/14 - 23:27
Limit: FCC_Part15.209_RE(3m)	Engineer: Buter Shi
Probe: WZ-AC2_BBHA9120D_1-18GHz	Polarity: Horizontal
EUT: WiFi 6 Extender	Power: AC 120V/60Hz
Test Mode: Transmit by 802.11n-HT20 at Channel 2462MHz	

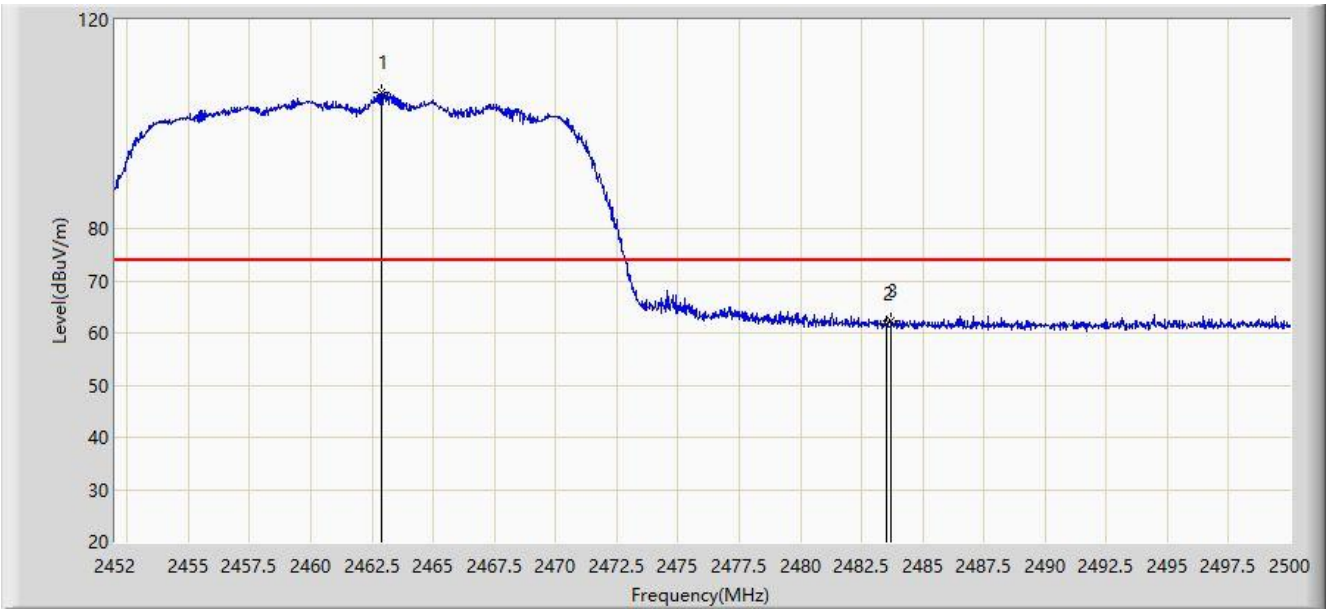

No	Flag	Mark	Frequency (MHz)	Measure Level (dBuV/m)	Reading Level (dBuV)	Margin (dB)	Limit (dBuV/m)	Factor (dB)	Type
1		*	2462.896	105.979	73.659	N/A	N/A	32.320	PK
2			2483.500	61.638	29.331	-12.362	74.000	32.307	PK
3			2483.728	62.453	30.147	-11.547	74.000	32.306	PK

Note: Measure Level (dBμV/m) = Reading Level (dBμV) + Factor (dB)

Factor (dB) = Cable Loss (dB) + Antenna Factor (dB/m)

Site: WZ-AC2	Time: 2021/04/14 - 23:27
Limit: FCC_Part15.209_RE(3m)	Engineer: Buter Shi
Probe: WZ-AC2_BBHA9120D_1-18GHz	Polarity: Horizontal
EUT: WiFi 6 Extender	Power: AC 120V/60Hz
Test Mode: Transmit by 802.11n-HT20 at Channel 2462MHz	

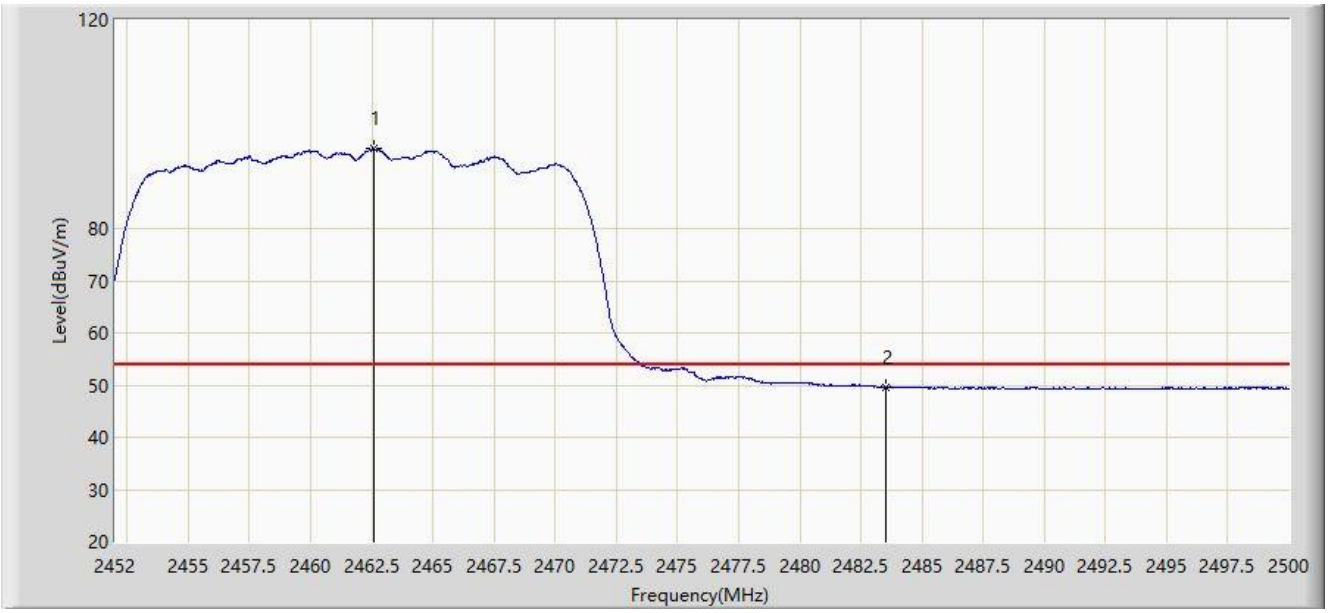

No	Flag	Mark	Frequency (MHz)	Measure Level (dBuV/m)	Reading Level (dBuV)	Margin (dB)	Limit (dBuV/m)	Factor (dB)	Type
1		*	2462.608	95.498	63.179	N/A	N/A	32.320	AV
2			2483.500	49.655	17.348	-4.345	54.000	32.307	AV

Note: Measure Level (dBµV/m) = Reading Level (dBµV) + Factor (dB)

Factor (dB) = Cable Loss (dB) + Antenna Factor (dB/m)

Site: WZ-AC2	Time: 2021/04/14 - 23:27
Limit: FCC_Part15.209_RE(3m)	Engineer: Buter Shi
Probe: WZ-AC2_BBHA9120D_1-18GHz	Polarity: Vertical
EUT: WiFi 6 Extender	Power: AC 120V/60Hz
Test Mode: Transmit by 802.11n-HT20 at Channel 2462MHz	

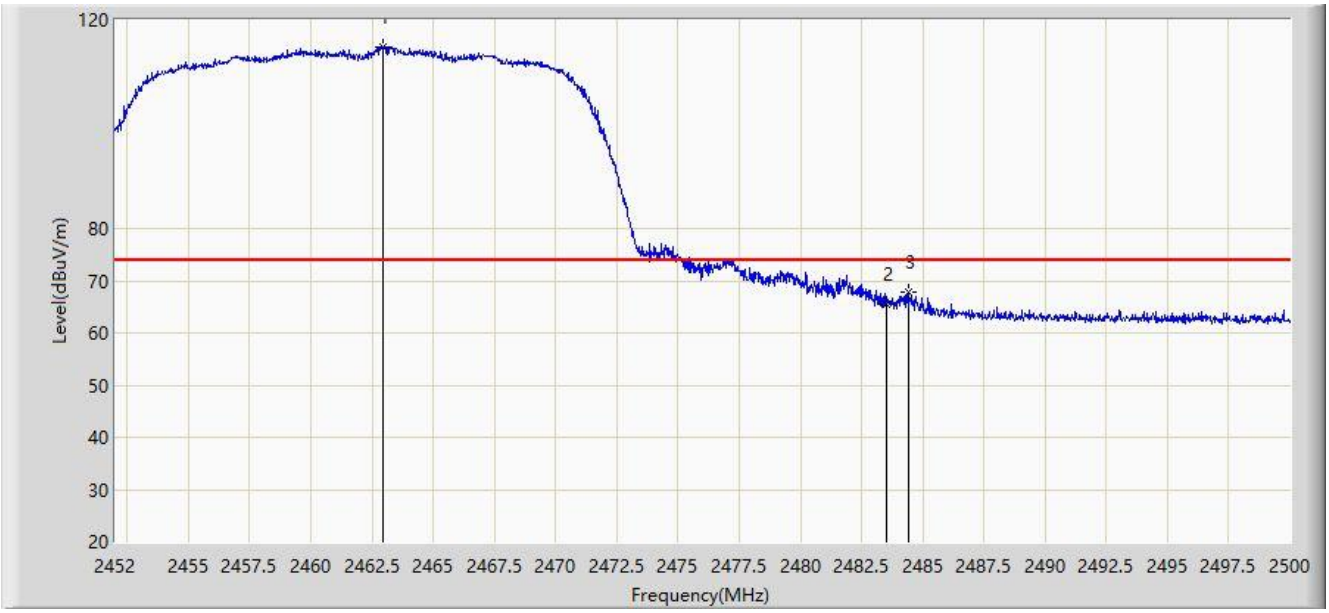

No	Flag	Mark	Frequency (MHz)	Measure Level (dBuV/m)	Reading Level (dBuV)	Margin (dB)	Limit (dBuV/m)	Factor (dB)	Type
1		*	2462.968	114.900	82.580	N/A	N/A	32.319	PK
2			2483.500	65.427	33.120	-8.573	74.000	32.307	PK
3			2484.424	67.885	35.580	-6.115	74.000	32.305	PK

Note: Measure Level (dBμV/m) = Reading Level (dBμV) + Factor (dB)

Factor (dB) = Cable Loss (dB) + Antenna Factor (dB/m)

Site: WZ-AC2	Time: 2021/04/14 - 23:27
Limit: FCC_Part15.209_RE(3m)	Engineer: Buter Shi
Probe: WZ-AC2_BBHA9120D_1-18GHz	Polarity: Vertical
EUT: WiFi 6 Extender	Power: AC 120V/60Hz
Test Mode: Transmit by 802.11n-HT20 at Channel 2462MHz	

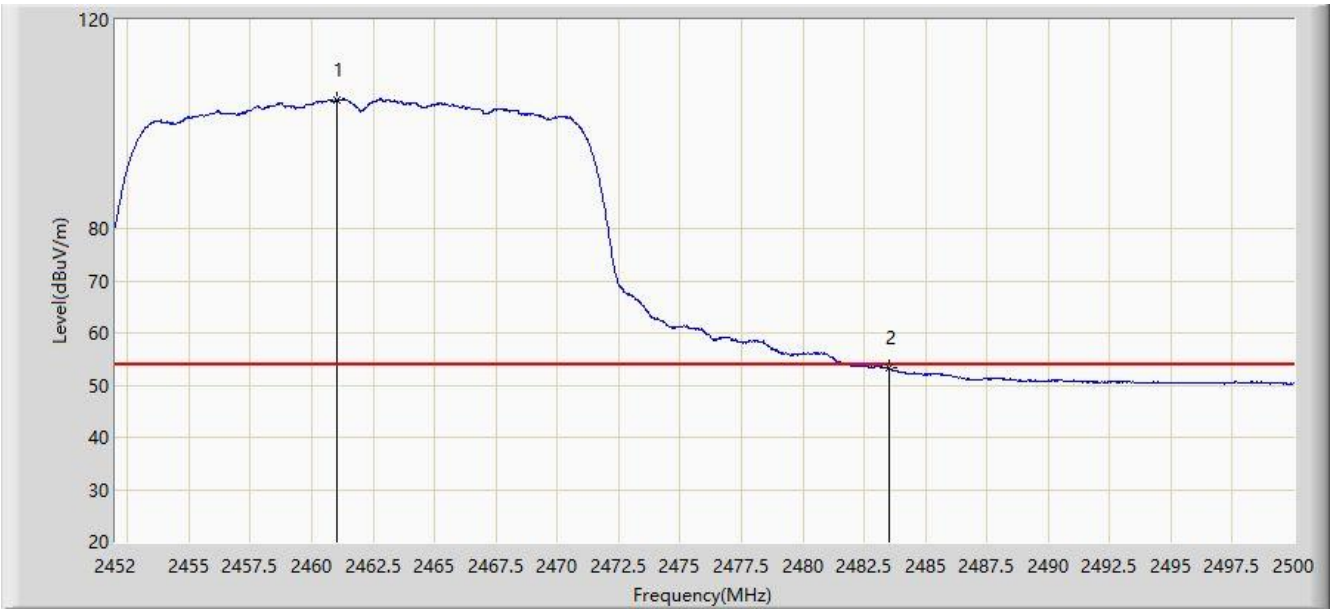

No	Flag	Mark	Frequency (MHz)	Measure Level (dBuV/m)	Reading Level (dBuV)	Margin (dB)	Limit (dBuV/m)	Factor (dB)	Type
1		*	2461.048	104.680	72.361	N/A	N/A	32.319	AV
2			2483.500	53.306	20.999	-0.694	54.000	32.307	AV

Note: Measure Level (dBµV/m) = Reading Level (dBµV) + Factor (dB)

Factor (dB) = Cable Loss (dB) + Antenna Factor (dB/m)

Site: WZ-AC2	Time: 2021/04/14 - 23:34
Limit: FCC_Part15.209_RE(3m)	Engineer: Buter Shi
Probe: WZ-AC2_BBHA9120D_1-18GHz	Polarity: Horizontal
EUT: WiFi 6 Extender	Power: AC 120V/60Hz
Test Mode: Transmit by 802.11n-HT40 at Channel 2422MHz	

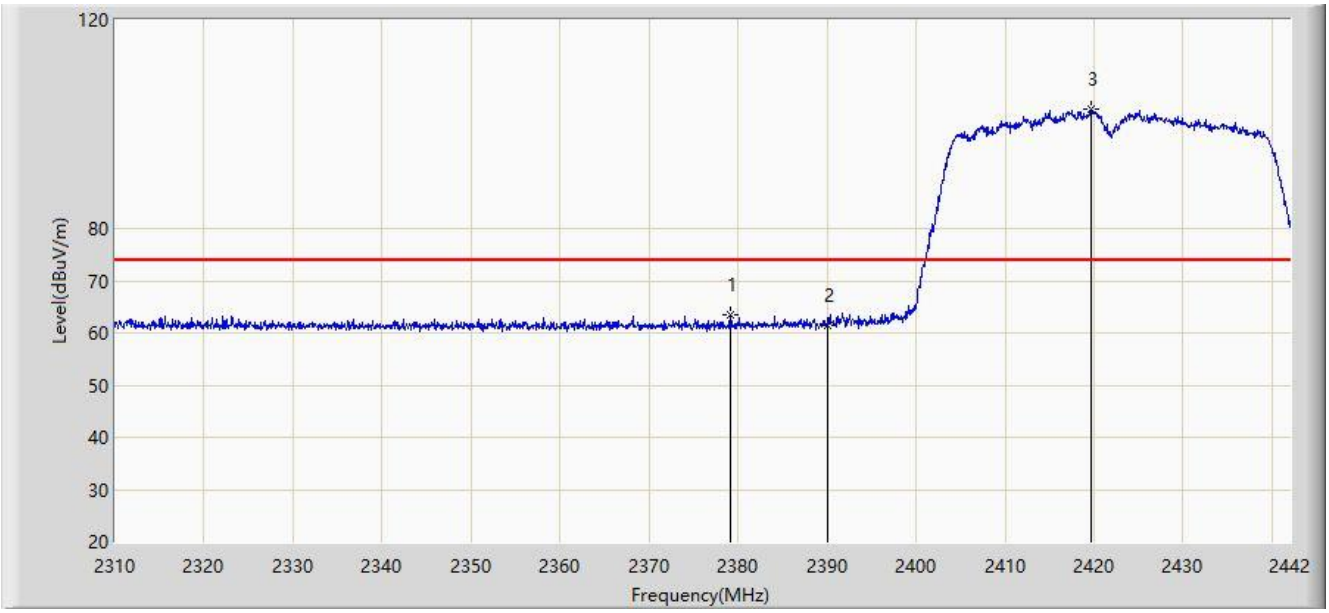

No	Flag	Mark	Frequency (MHz)	Measure Level (dBuV/m)	Reading Level (dBuV)	Margin (dB)	Limit (dBuV/m)	Factor (dB)	Type
1			2379.168	63.386	31.005	-10.614	74.000	32.381	PK
2			2390.000	61.315	28.964	-12.685	74.000	32.351	PK
3		*	2419.692	102.889	70.544	N/A	N/A	32.344	PK

Note: Measure Level (dBμV/m) = Reading Level (dBμV) + Factor (dB)

Factor (dB) = Cable Loss (dB) + Antenna Factor (dB/m)

Site: WZ-AC2	Time: 2021/04/14 - 23:36
Limit: FCC_Part15.209_RE(3m)	Engineer: Buter Shi
Probe: WZ-AC2_BBHA9120D_1-18GHz	Polarity: Horizontal
EUT: WiFi 6 Extender	Power: AC 120V/60Hz
Test Mode: Transmit by 802.11n-HT40 at Channel 2422MHz	

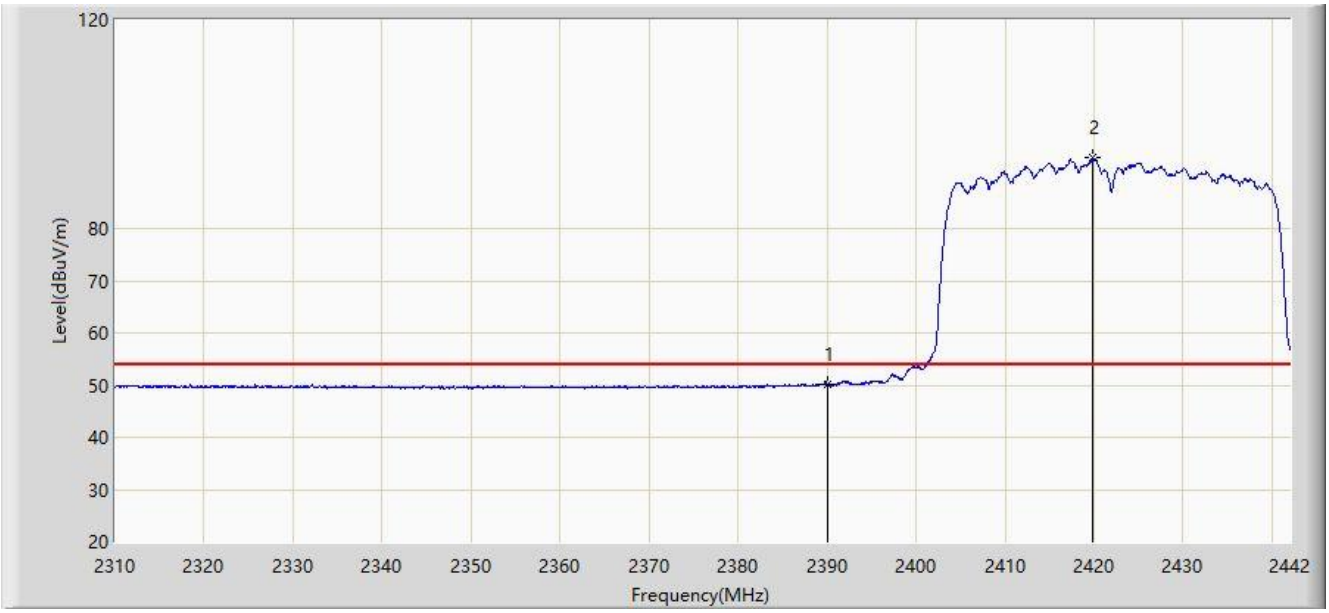

No	Flag	Mark	Frequency (MHz)	Measure Level (dBuV/m)	Reading Level (dBuV)	Margin (dB)	Limit (dBuV/m)	Factor (dB)	Type
1			2390.000	50.256	17.905	-3.744	54.000	32.351	AV
2		*	2419.890	93.491	61.147	N/A	N/A	32.344	AV

Note: Measure Level (dBµV/m) = Reading Level (dBµV) + Factor (dB)

Factor (dB) = Cable Loss (dB) + Antenna Factor (dB/m)

Site: WZ-AC2	Time: 2021/04/14 - 23:36
Limit: FCC_Part15.209_RE(3m)	Engineer: Buter Shi
Probe: WZ-AC2_BBHA9120D_1-18GHz	Polarity: Vertical
EUT: WiFi 6 Extender	Power: AC 120V/60Hz
Test Mode: Transmit by 802.11n-HT40 at Channel 2422MHz	

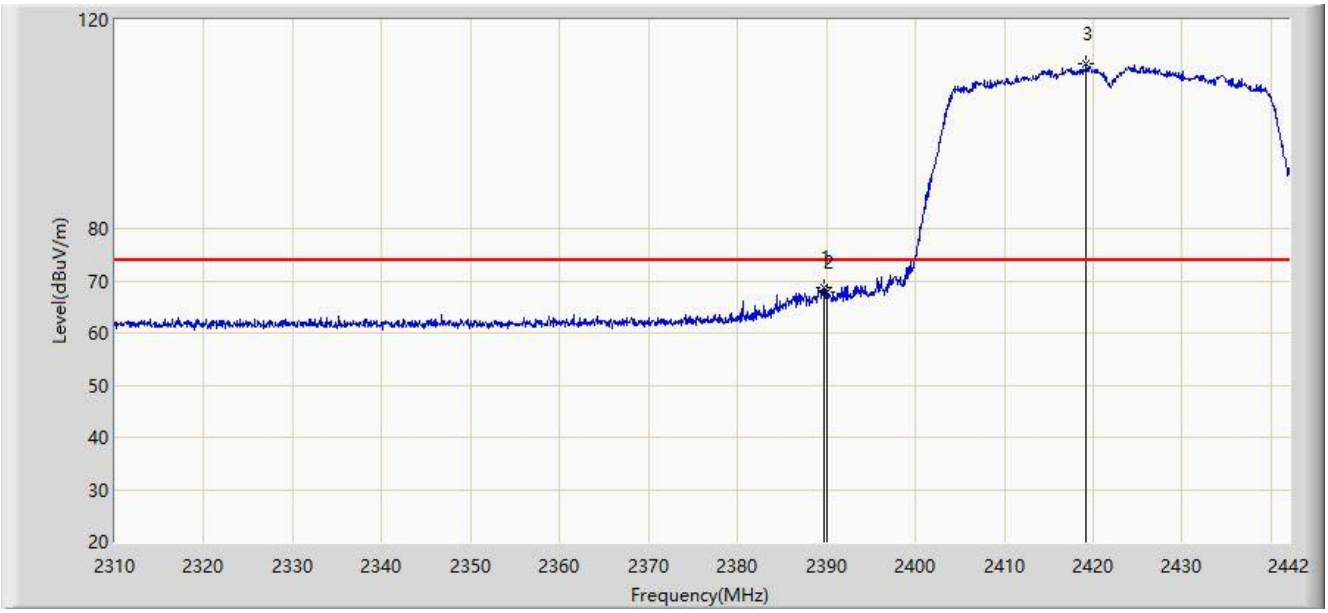

No	Flag	Mark	Frequency (MHz)	Measure Level (dBuV/m)	Reading Level (dBuV)	Margin (dB)	Limit (dBuV/m)	Factor (dB)	Type
1			2389.662	68.591	36.239	-5.409	74.000	32.352	PK
2			2390.000	67.686	35.335	-6.314	74.000	32.351	PK
3		*	2419.230	111.601	79.256	N/A	N/A	32.345	PK

Note: Measure Level (dBμV/m) = Reading Level (dBμV) + Factor (dB)

Factor (dB) = Cable Loss (dB) + Antenna Factor (dB/m)

Site: WZ-AC2	Time: 2021/04/14 - 23:37
Limit: FCC_Part15.209_RE(3m)	Engineer: Buter Shi
Probe: WZ-AC2_BBHA9120D_1-18GHz	Polarity: Vertical
EUT: WiFi 6 Extender	Power: AC 120V/60Hz
Test Mode: Transmit by 802.11n-HT40 at Channel 2422MHz	

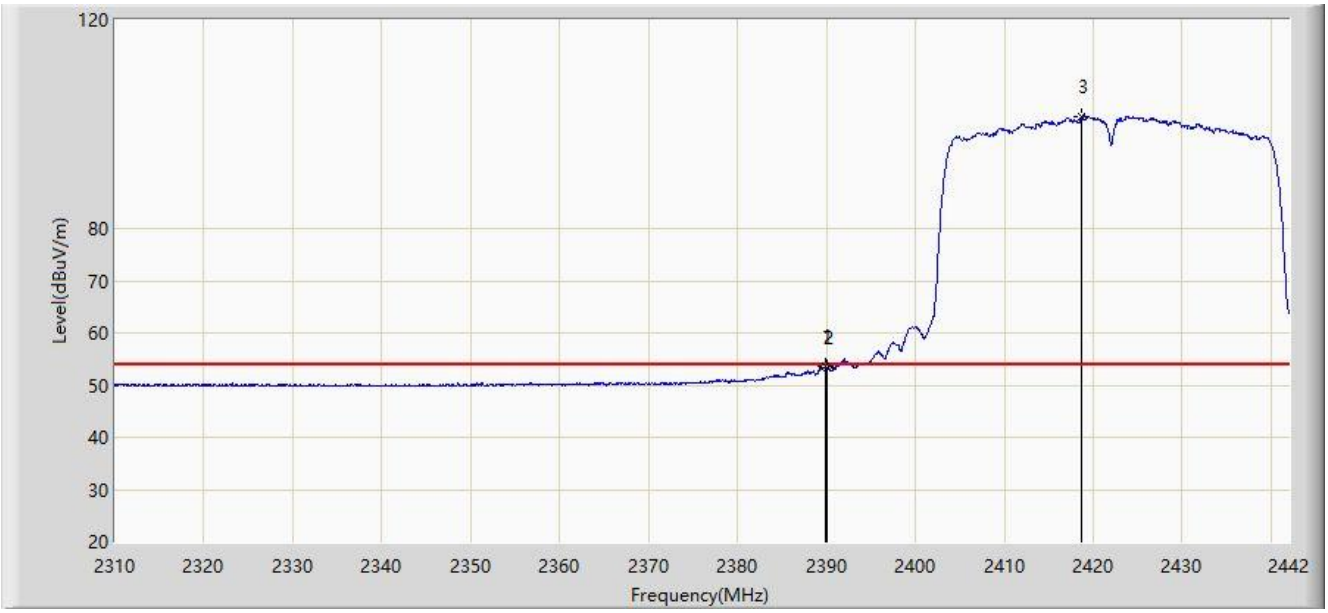

No	Flag	Mark	Frequency (MHz)	Measure Level (dBuV/m)	Reading Level (dBuV)	Margin (dB)	Limit (dBuV/m)	Factor (dB)	Type
1			2389.926	53.526	21.175	-0.474	54.000	32.352	AV
2			2390.000	53.438	21.087	-0.562	54.000	32.351	AV
3		*	2418.702	101.523	69.178	N/A	N/A	32.345	AV

Note: Measure Level (dBμV/m) = Reading Level (dBμV) + Factor (dB)

Factor (dB) = Cable Loss (dB) + Antenna Factor (dB/m)

Site: WZ-AC2	Time: 2021/04/14 - 23:44
Limit: FCC_Part15.209_RE(3m)	Engineer: Buter Shi
Probe: WZ-AC2_BBHA9120D_1-18GHz	Polarity: Horizontal
EUT: WiFi 6 Extender	Power: AC 120V/60Hz
Test Mode: Transmit by 802.11n-HT40 at Channel 2452MHz	

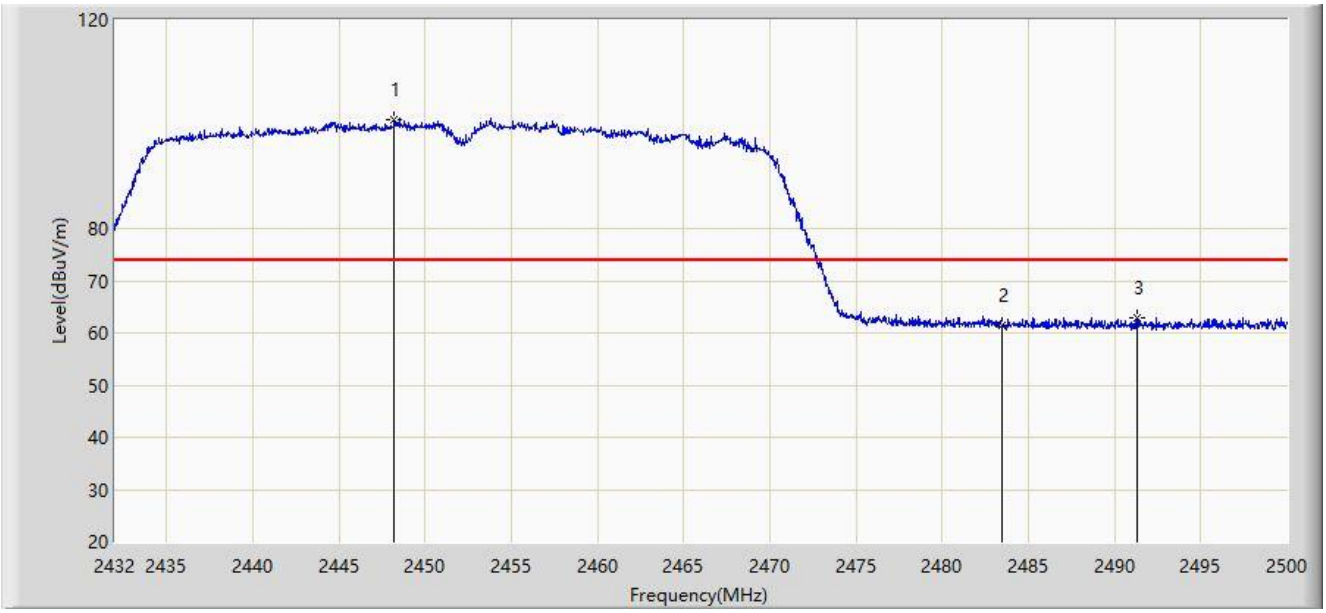

No	Flag	Mark	Frequency (MHz)	Measure Level (dBuV/m)	Reading Level (dBuV)	Margin (dB)	Limit (dBuV/m)	Factor (dB)	Type
1		*	2448.218	100.915	68.592	N/A	N/A	32.323	PK
2			2483.500	61.406	29.099	-12.594	74.000	32.307	PK
3			2491.330	63.033	30.726	-10.967	74.000	32.307	PK

Note: Measure Level (dBμV/m) = Reading Level (dBμV) + Factor (dB)

Factor (dB) = Cable Loss (dB) + Antenna Factor (dB/m)

Site: WZ-AC2	Time: 2021/04/14 - 23:46
Limit: FCC_Part15.209_RE(3m)	Engineer: Buter Shi
Probe: WZ-AC2_BBHA9120D_1-18GHz	Polarity: Horizontal
EUT: WiFi 6 Extender	Power: AC 120V/60Hz
Test Mode: Transmit by 802.11n-HT40 at Channel 2452MHz	

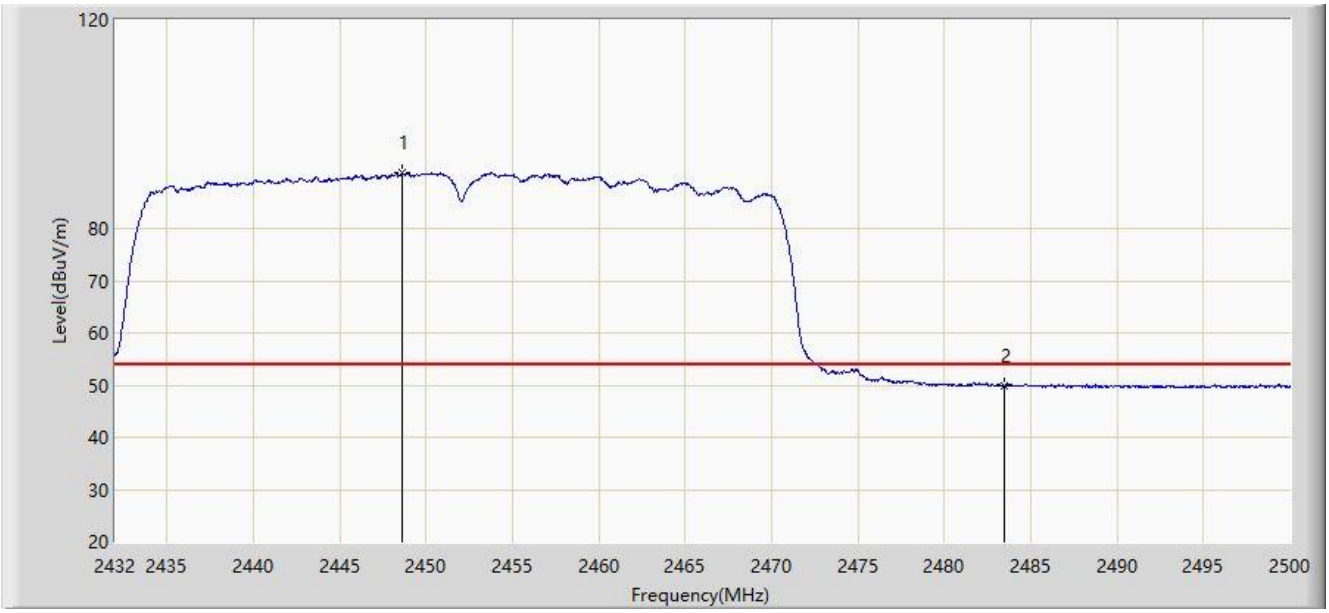

No	Flag	Mark	Frequency (MHz)	Measure Level (dBuV/m)	Reading Level (dBuV)	Margin (dB)	Limit (dBuV/m)	Factor (dB)	Type
1		*	2448.626	90.686	58.363	N/A	N/A	32.323	AV
2			2483.500	49.804	17.497	-4.196	54.000	32.307	AV

Note: Measure Level (dBμV/m) = Reading Level (dBμV) + Factor (dB)

Factor (dB) = Cable Loss (dB) + Antenna Factor (dB/m)

Site: WZ-AC2	Time: 2021/04/14 - 23:46
Limit: FCC_Part15.209_RE(3m)	Engineer: Buter Shi
Probe: WZ-AC2_BBHA9120D_1-18GHz	Polarity: Vertical
EUT: WiFi 6 Extender	Power: AC 120V/60Hz
Test Mode: Transmit by 802.11n-HT40 at Channel 2452MHz	

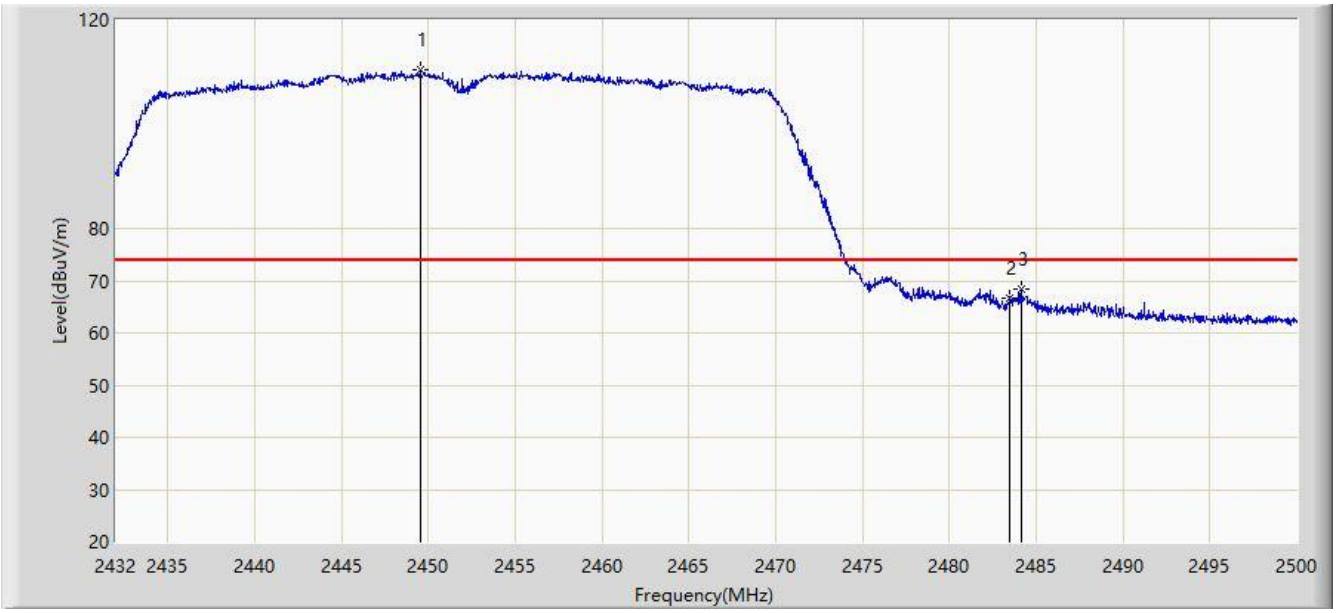

No	Flag	Mark	Frequency (MHz)	Measure Level (dBuV/m)	Reading Level (dBuV)	Margin (dB)	Limit (dBuV/m)	Factor (dB)	Type
1		*	2449.544	110.446	78.124	N/A	N/A	32.322	PK
2			2483.500	66.761	34.454	-7.239	74.000	32.307	PK
3			2484.122	68.270	35.964	-5.730	74.000	32.306	PK

Note: Measure Level (dBμV/m) = Reading Level (dBμV) + Factor (dB)

Factor (dB) = Cable Loss (dB) + Antenna Factor (dB/m)

Site: WZ-AC2	Time: 2021/04/14 - 23:49
Limit: FCC_Part15.209_RE(3m)	Engineer: Buter Shi
Probe: WZ-AC2_BBHA9120D_1-18GHz	Polarity: Vertical
EUT: WiFi 6 Extender	Power: AC 120V/60Hz
Test Mode: Transmit by 802.11n-HT40 at Channel 2452MHz	

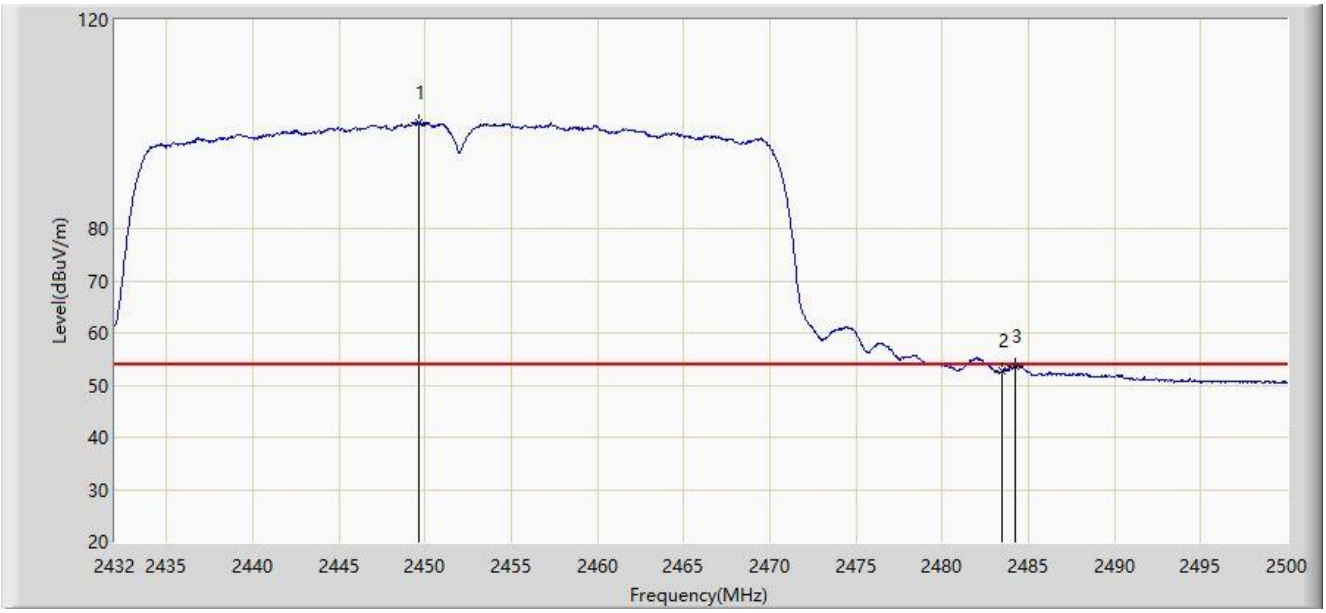

No	Flag	Mark	Frequency (MHz)	Measure Level (dBuV/m)	Reading Level (dBuV)	Margin (dB)	Limit (dBuV/m)	Factor (dB)	Type
1		*	2449.680	100.281	67.959	N/A	N/A	32.322	AV
2			2483.500	52.684	20.377	-1.316	54.000	32.307	AV
3			2484.258	53.592	21.287	-0.408	54.000	32.306	AV

Note: Measure Level (dBμV/m) = Reading Level (dBμV) + Factor (dB)

Factor (dB) = Cable Loss (dB) + Antenna Factor (dB/m)