WLAN n-Mode; 20 MHz; MCS0; MIMO
Applied duty cycle correction (AV): 1.2 dB

Ch. No.	Ch. Center Freq. [MHz]	Spurious Freq. [MHz]	Spurious Level [dBµV/m]	Detec-tor	RBW [kHz]	Limit [dBµV/m]	Margin to Limit [dB]	Limit Type
36	5180.0	5150.0	43.6	AV	1000	54.0	10.4	RB
36	5180.0	5149.0	55.1	PEAK	1000	74.0	18.9	RB
44	5200.0	5150.0	43.6	AV	1000	54.0	10.4	RB
44	5200.0	5149.0	55.1	PEAK	1000	74.0	18.9	RB
48	5240.0	5376.0	50.7	AV	1000	54.0	3.3	RB
48	5240.0	5376.0	59.2	PEAK	1000	74.0	14.8	RB
149	5745.0	5724.8	96.5	PEAK	1000	121.7	25.3	UE
157	-	-	-	-	-	-	-	-
165	5825.0	5276.0	52.4	AV	1000	54.0	1.6	RB
165	5825.0	5276.0	59.7	PEAK	1000	74.0	14.3	RB

WLAN n-Mode; 40 MHz; MCS0; MIMO
Applied duty cycle correction (AV): 1.3 dB

Ch. No.	Ch. Center Freq. [MHz]	Spurious Freq. [MHz]	Spurious Level [dBµV/m]	Detec-tor	RBW [kHz]	Limit [dBµV/m]	Margin to Limit [dB]	Limit Type
36	5180.0	5376.0	49.3	AV	1000	54.0	4.7	RB
36	5180.0	5376.0	61.7	PEAK	1000	74.0	12.3	RB
44	-	-	-	-	-	-	-	-
44	-	-	-	-	-	-	-	-
48	5240.0	5376.0	47.4	AV	1000	54.0	6.6	RB
48	5240.0	5376.0	59.3	PEAK	1000	74.0	14.7	RB
149	5745.0	5721.5	82.9	PEAK	1000	114.2	31.3	UE
149	5745.0	11617.9	36.4	AV	1000	54.0	17.6	RB
157	-	-	-	-	-	-	-	
165	5825.0	5850.1	56.4	PEAK	1000	121.9	65.6	UE
165	5825.0	11617.9	36.5	AV	1000	54.0	17.5	RB

WLAN ac-Mode; 40 MHz; MCS0; MIMO
Applied duty cycle correction (AV): 1.3 dB

Ch. No.	Ch. Center Freq. [MHz]	Spurious Freq. [MHz]	Spurious Level [dBµV/m]	Detec-tor	RBW [kHz]	Limit [dBµV/m]	Margin to Limit [dB]	Limit Type
36	5180.0	5376.0	53.2	AV	1000	54.0	0.8	RB
36	5180.0	5376.0	62.3	PEAK	1000	74.0	11.7	RB
44	-	-	-	-	-	-	-	-
44	-	-	-	-	-	-	-	-
48	-	-	-	-	-	-	-	-
149	5745.0	5723.1	80.9	PEAK	1000	117.8	37.0	UE
149	5745.0	5850.8	56.4	PEAK	1000	120.3	64.0	UE
157	-	-	-	-	-	-	-	
165	5825.0	5824.1	55.5	PEAK	1000	120.3	64.8	UE
165	5825.0	5851.7	56.1	PEAK	1000	120.8	64.7	UE

WLAN ac-Mode; 40 MHz; MCS0; MIMO
Applied duty cycle correction (AV): 1.3 dB

Ch. No.	Ch. Center Freq. [MHz]	Spurious Freq. [MHz]	Spurious Level [dBµV/m]	Detec-tor	RBW [kHz]	Limit [dBµV/m]	Margin to Limit [dB]	Limit Type
36	-	-	-	-	-	-	-	-
44	-	-	-	-	-	-	-	-
44	-	-	-	-	-	-	-	-
48	-	-	-	-	-	-	-	-
149	5745.0	5724.1	86.0	PEAK	1000	120.1	34.2	UE
149	5745.0	5851.7	55.7	PEAK	1000	118.3	62.4	UE
157	-	-	-	-	-	-	-	
165	5825.0	5823.4	56.0	PEAK	1000	118.5	62.6	UE
165	5825.0	5851.8	56.1	PEAK	1000	118.1	62.0	UE

Remark: Please see next sub-clause for the measurement plot.

5.6.4 MEASUREMENT PLOT (EXAMPLE PLOT, SHOWING WORST CASE, IF APPLICABLE)

Radio Technology = WLAN a, DIVERSITY, Operating Frequency = low, Measurement range = 9kHz - 30MHz, Subband = U-NII-1 (S04_AJ01)

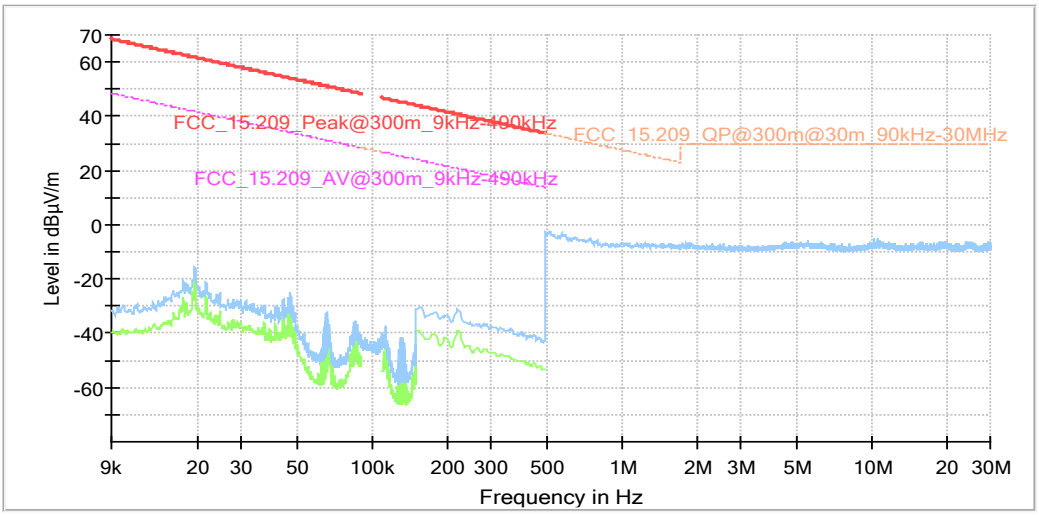

Final_Result

Frequency (MHz)	MaxPeak (dBµV/m)	Average (dBµV/m)	Limit (dBµV/m)	Margin (dB)	Meas. Time (ms)	Bandwidth (kHz)	Height (cm)	Azimuth (deg)	Corr. (dB/m)
---	---	---	---	---	---	---	---	---	---

Radio Technology = WLAN a, DIVERSITY, Operating Frequency = mid, Measurement range = 30MHz - 1GHz, Subband = U-NII-1 (S04_AJ01)

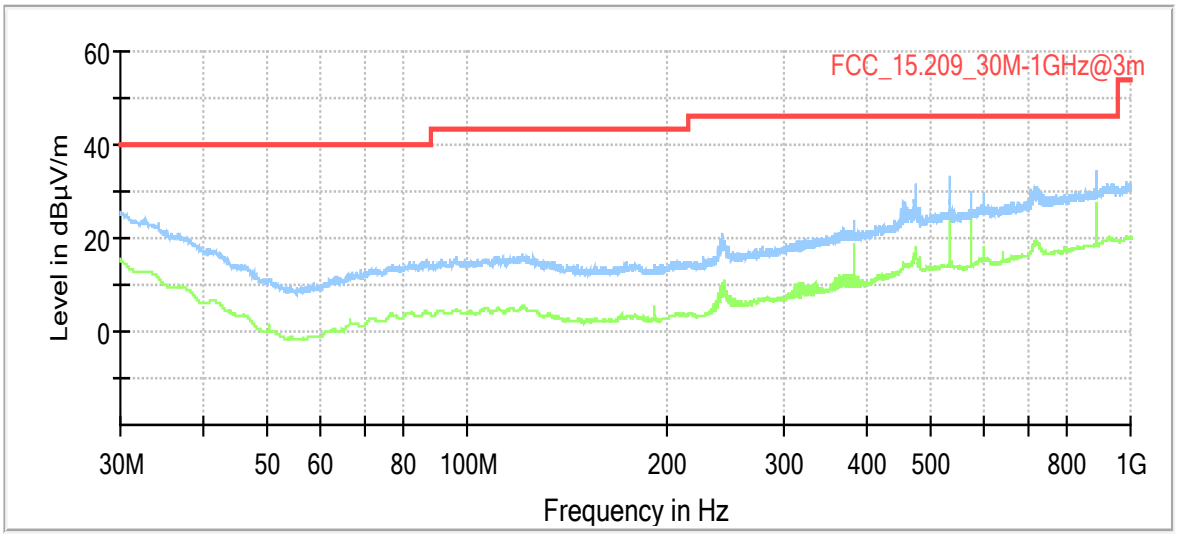

Final_Result

Frequency (MHz)	QuasiPeak (dBµV/m)	Limit (dBµV/m)	Margin (dB)	Meas. Time (ms)	Bandwidth (kHz)	Height (cm)	Pol	Azimuth (deg)	Corr. (dB/m)
---	---	---	---	---	---	---		---	---

Radio Technology = WLAN a, DIVERSITY,
Operating Frequency = mid, Measurement range = 30MHz – 1GHz, Subband = U-NII-3
(S04_AJ01)

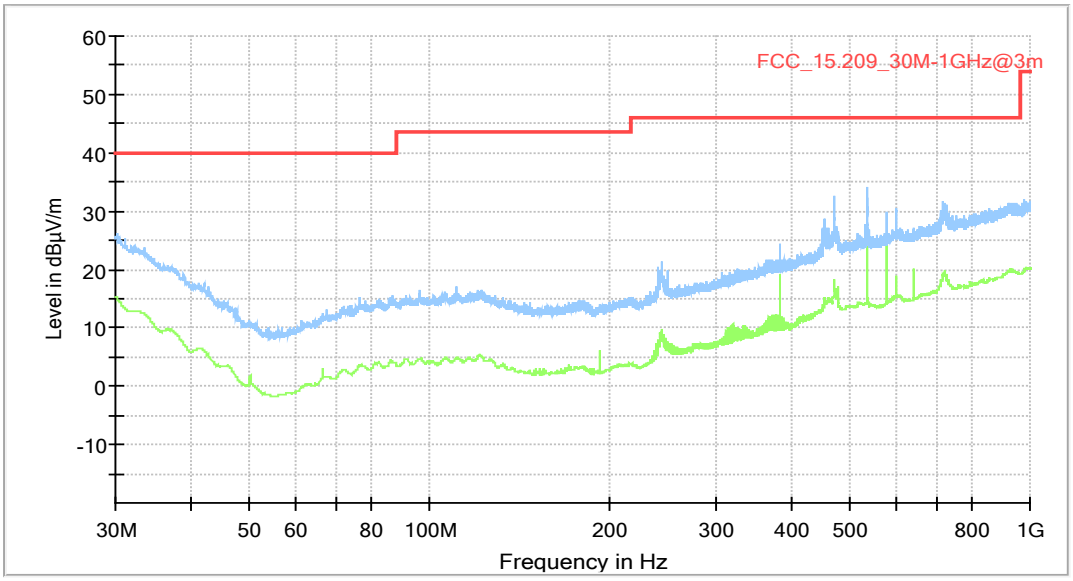

Final_Result

Frequency (MHz)	QuasiPeak (dBµV/m)	Limit (dBµV/m)	Margin (dB)	Meas. Time (ms)	Bandwidth (kHz)	Height (cm)	Pol	Azimuth (deg)	Corr. (dB/m)
---	---	---	---	---	---	---		---	---

Radio Technology = WLAN a, DIVERSITY,
Operating Frequency = high, Measurement range = 1GHz - 26GHz, Subband = U-NII-1
(S04_AJ01)

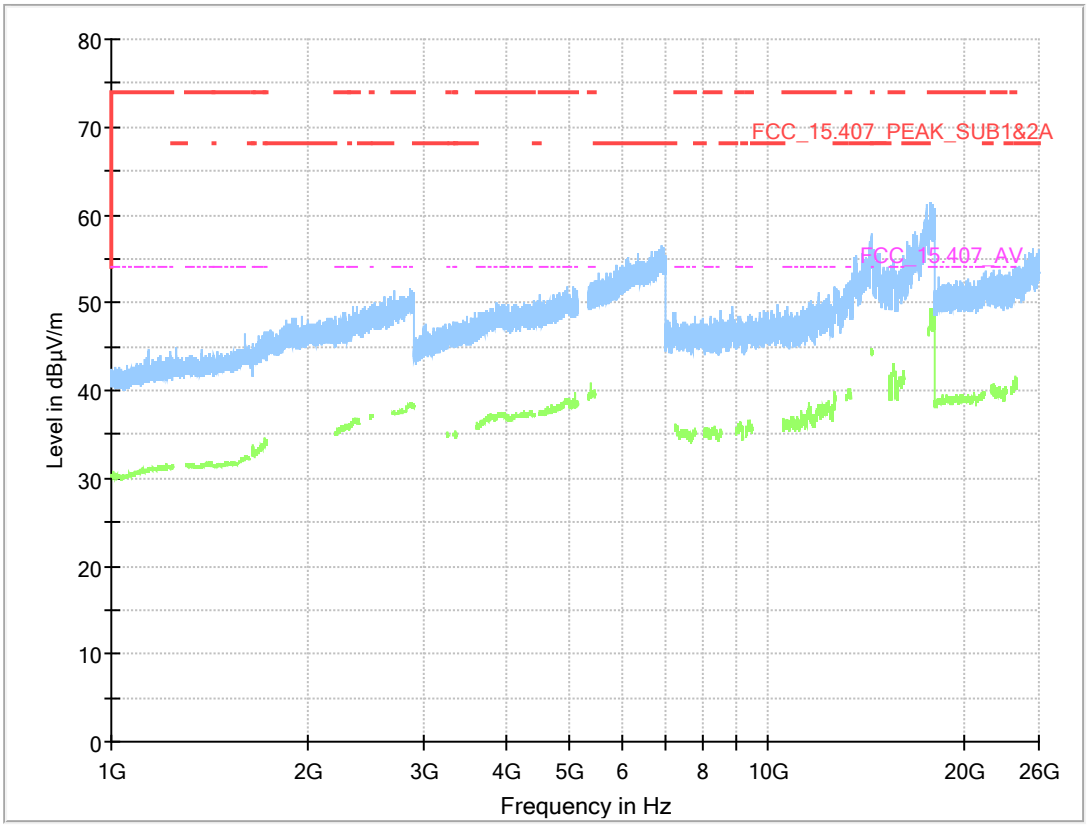

Final_Result

Frequency (MHz)	MaxPeak (dBµV/m)	CAverage (dBµV/m)	Limit (dBµV/m)	Margin (dB)	Meas. Time (ms)	Bandwidth (kHz)	Height (cm)	Pol	Azimuth (deg)	Elevation (deg)	Corr. (dB/m)
---	---	---	---	---	---	---	---		---	---	---

Radio Technology = WLAN a, DIVERSITY,
Operating Frequency = high, Measurement range = 1GHz - 26GHz, Subband = U-NII-3
(S04_AJ01)

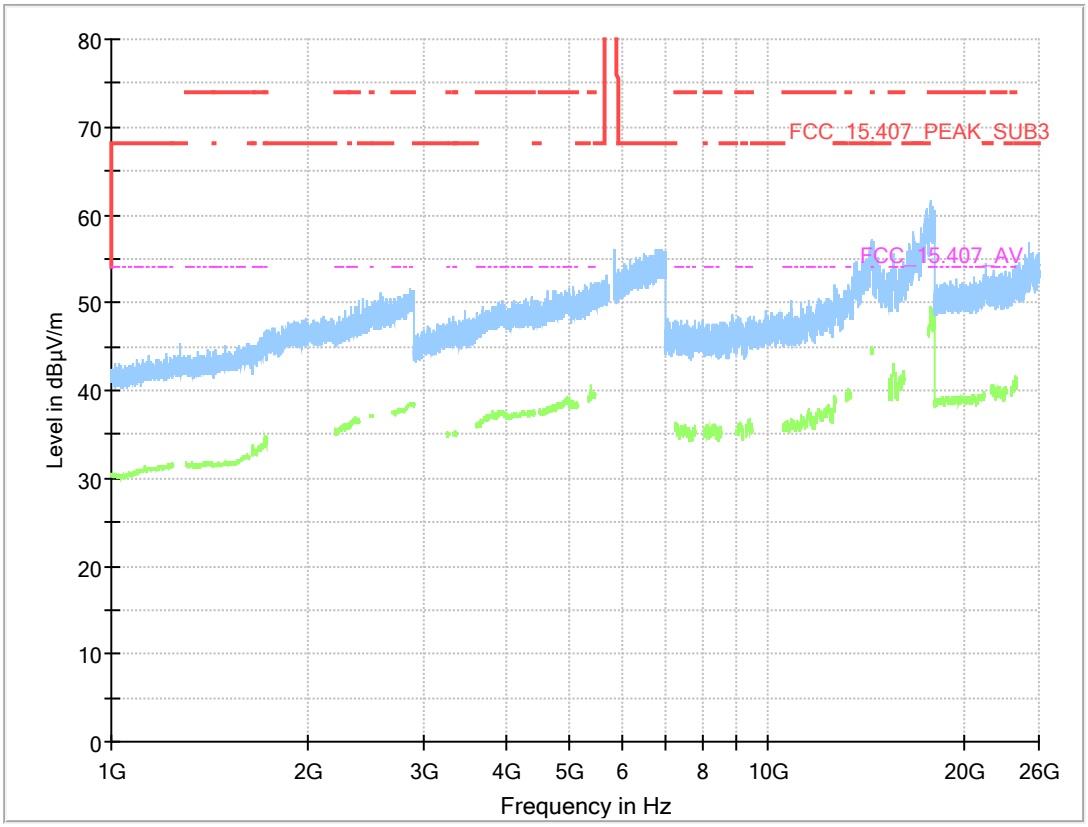

Final_Result

Frequency (MHz)	MaxPeak (dBµV/m)	CAverage (dBµV/m)	Limit (dBµV/m)	Margin (dB)	Meas. Time (ms)	Bandwidth (kHz)	Height (cm)	Pol	Azimuth (deg)	Elevation (deg)	Corr. (dB/m)
---	---	---	---	---	---	---	---		---	---	---

Radio Technology = WLAN a, DIVERSITY,
Operating Frequency = low ,Measurement range = 1GHz - 26GHz, Subband = U-NII-1
(S04_AJ01)

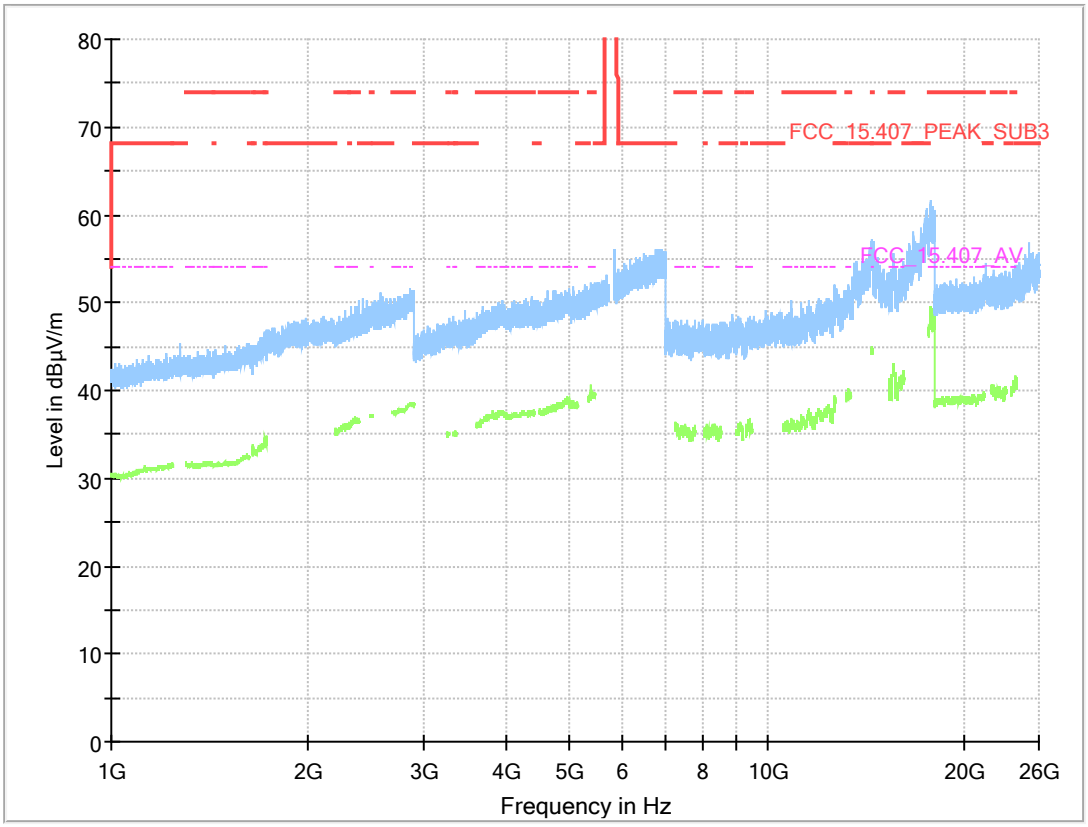

Final_Result

Frequency (MHz)	MaxPeak (dBµV/m)	CAverage (dBµV/m)	Limit (dBµV/m)	Margin (dB)	Meas. Time (ms)	Bandwidth (kHz)	Height (cm)	Pol	Azimuth (deg)	Elevation (deg)	Corr. (dB/m)
---	---	---	---	---	---	---	---		---	---	---

Radio Technology = WLAN a, DIVERSITY,
Operating Frequency = low, Measurement range = 1GHz - 26GHz, Subband = U-NII-3
(S04_AJ01)

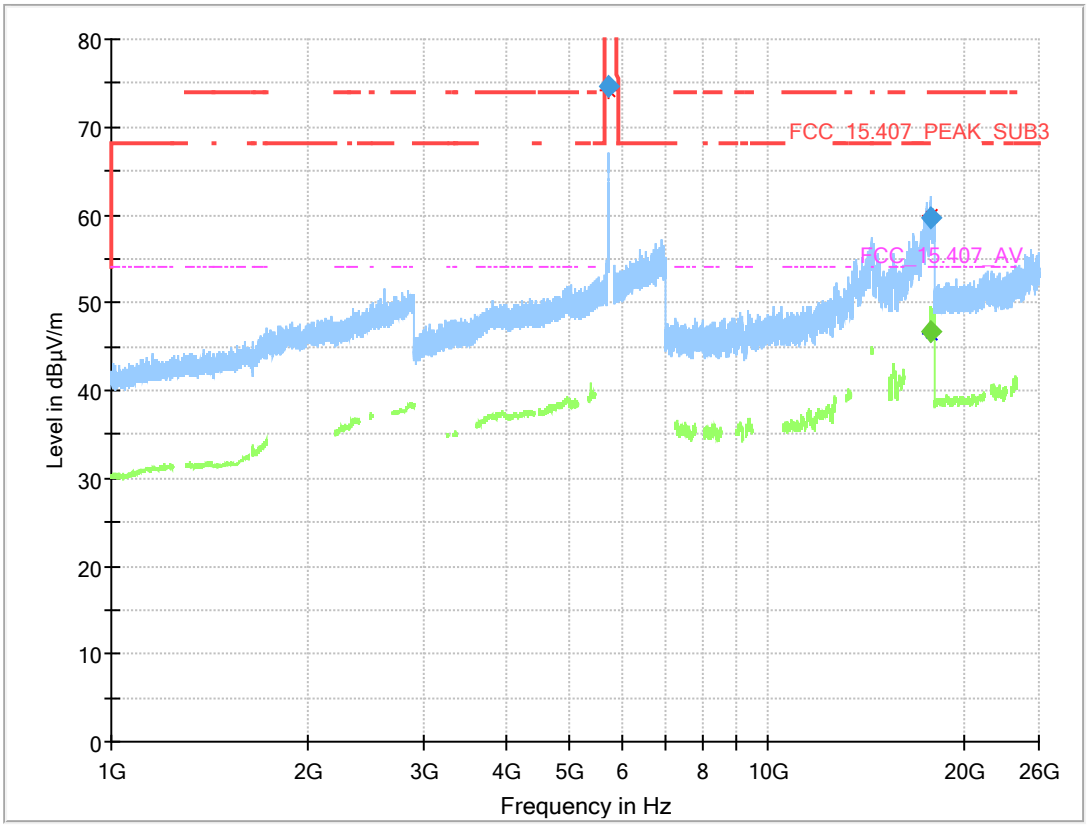

Final_Result

Frequency (MHz)	MaxPeak (dBµV/m)	CAverage (dBµV/m)	Limit (dBµV/m)	Margin (dB)	Meas. Time (ms)	Bandwidth (kHz)	Height (cm)	Pol	Azimuth (deg)	Elevation (deg)	Corr. (dB/m)
5725.000	74.6	---	122.2	47.58	1000.0	1000.000	150.0	H	79.0	80.0	14.3
17808.900	59.6	---	74.00	14.36	1000.0	1000.000	150.0	V	5.0	78.0	2.4
17820.600	---	46.7	54.00	7.28	1000.0	1000.000	150.0	V	101.0	90.0	2.4

Radio Technology = WLAN a, DIVERSITY,
Operating Frequency = mid, Measurement range = 1GHz - 26GHz, Subband = U-NII-1
(S04_AJ01)

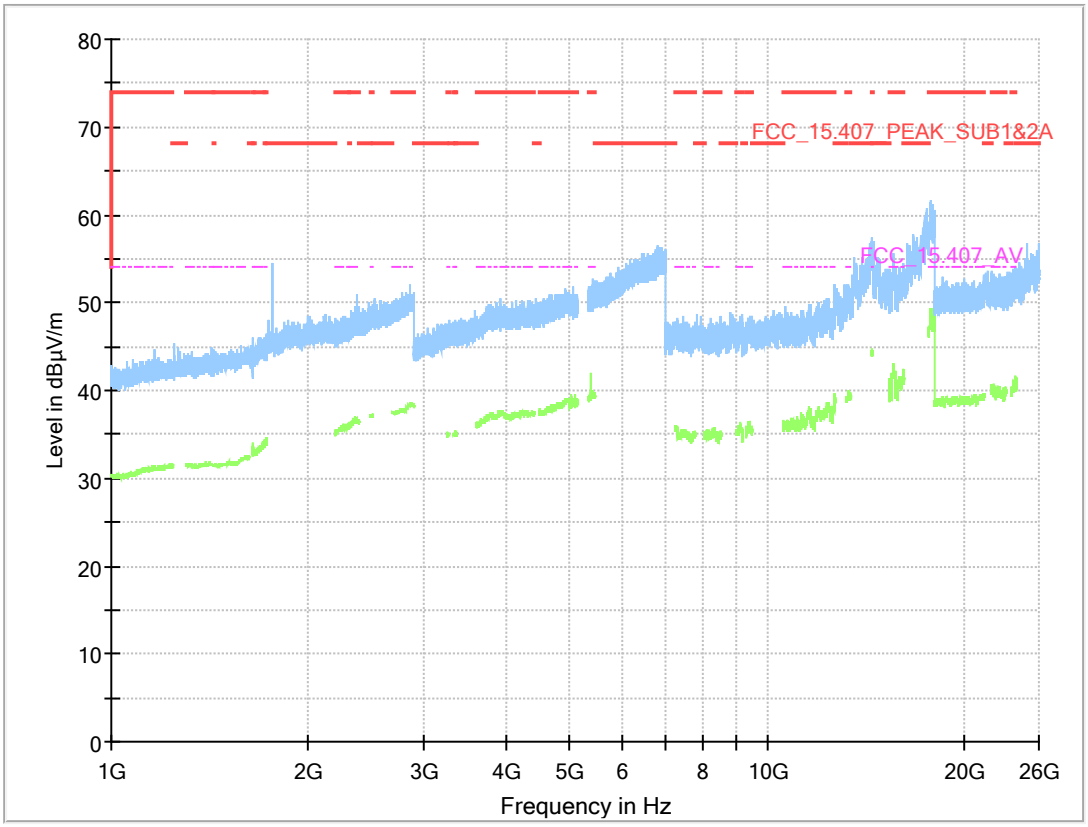

Final_Result

Frequency (MHz)	MaxPeak (dBµV/m)	CAverage (dBµV/m)	Limit (dBµV/m)	Margin (dB)	Meas. Time (ms)	Bandwidth (kHz)	Height (cm)	Pol	Azimuth (deg)	Elevation (deg)	Corr. (dB/m)
---	---	---	---	---	---	---	---		---	---	---

Radio Technology = WLAN a, DIVERSITY, Operating Frequency = mid,
Measurement range = 1GHz - 26GHz, Subband = U-NII-3
(S04_AJ01)

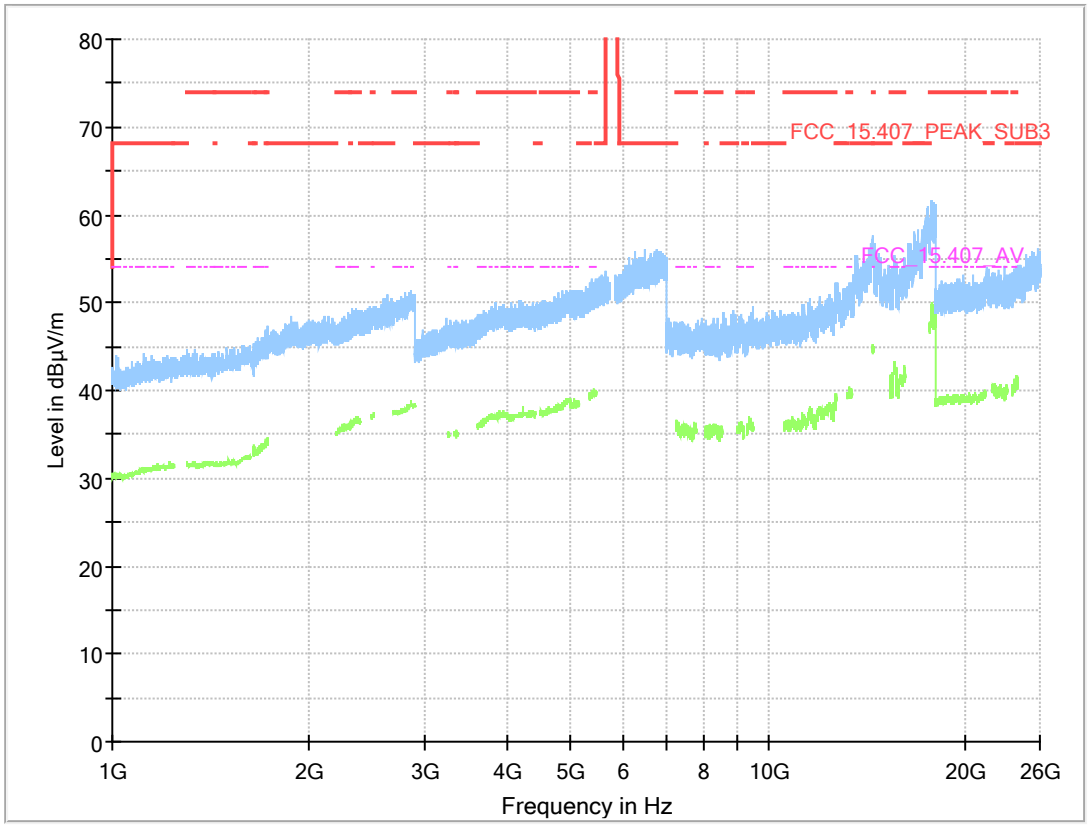

Final_Result

Frequency (MHz)	MaxPeak (dBµV/m)	CAverage (dBµV/m)	Limit (dBµV/m)	Margin (dB)	Meas. Time (ms)	Bandwidth (kHz)	Height (cm)	Pol	Azimuth (deg)	Elevation (deg)	Corr. (dB/m)
---	---	---	---	---	---	---	---		---	---	---

Radio Technology = WLAN a, DIVERSITY,
Operating Frequency = mid, Measurement range = 26GHz - 40GHz, Subband = U-NII-1
(S04_AJ01)

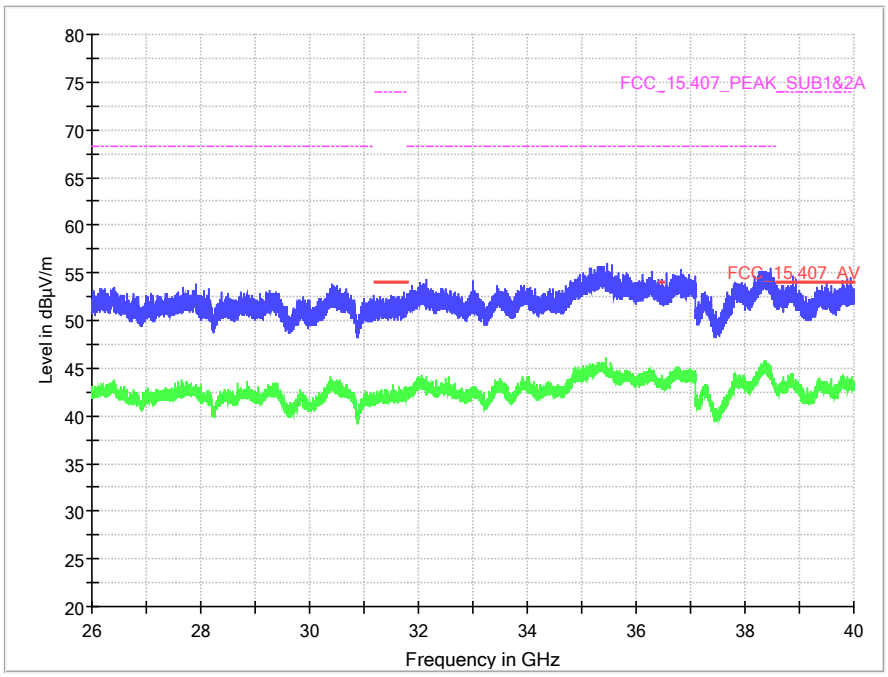

Radio Technology = WLAN a, DIVERSITY, Operating Frequency = mid, Measurement range = 26GHz - 40GHz, Subband = U-NII-1
(S04_AJ01)

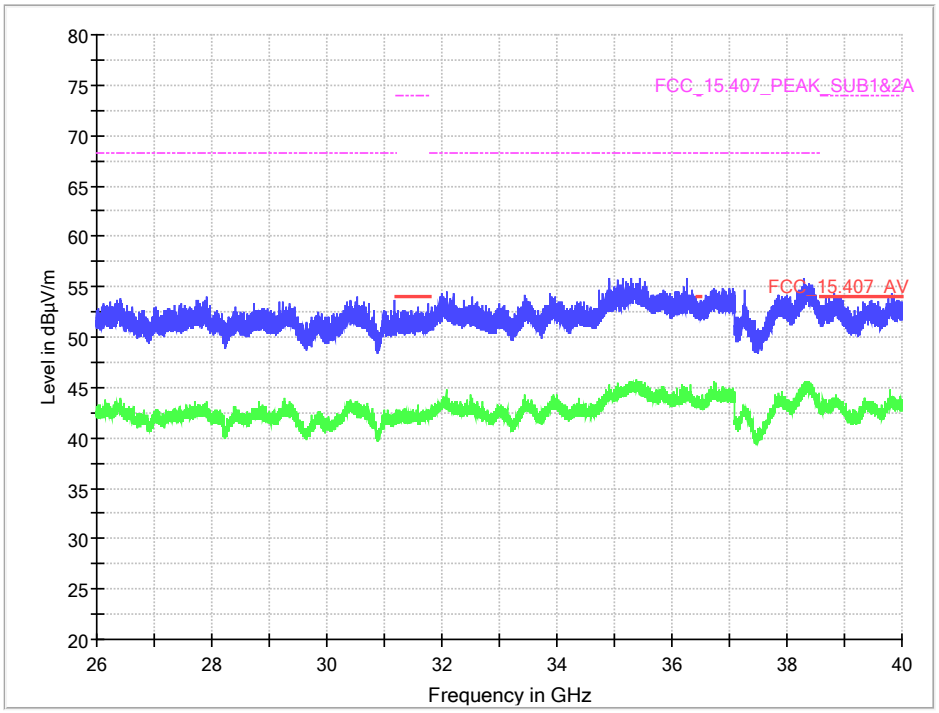

Radio Technology = WLAN n 20 MHz, MIMO,
Operating Frequency = low, Measurement range = 1GHz - 18GHz, Subband = U-NII-1
(S04_AJ01)

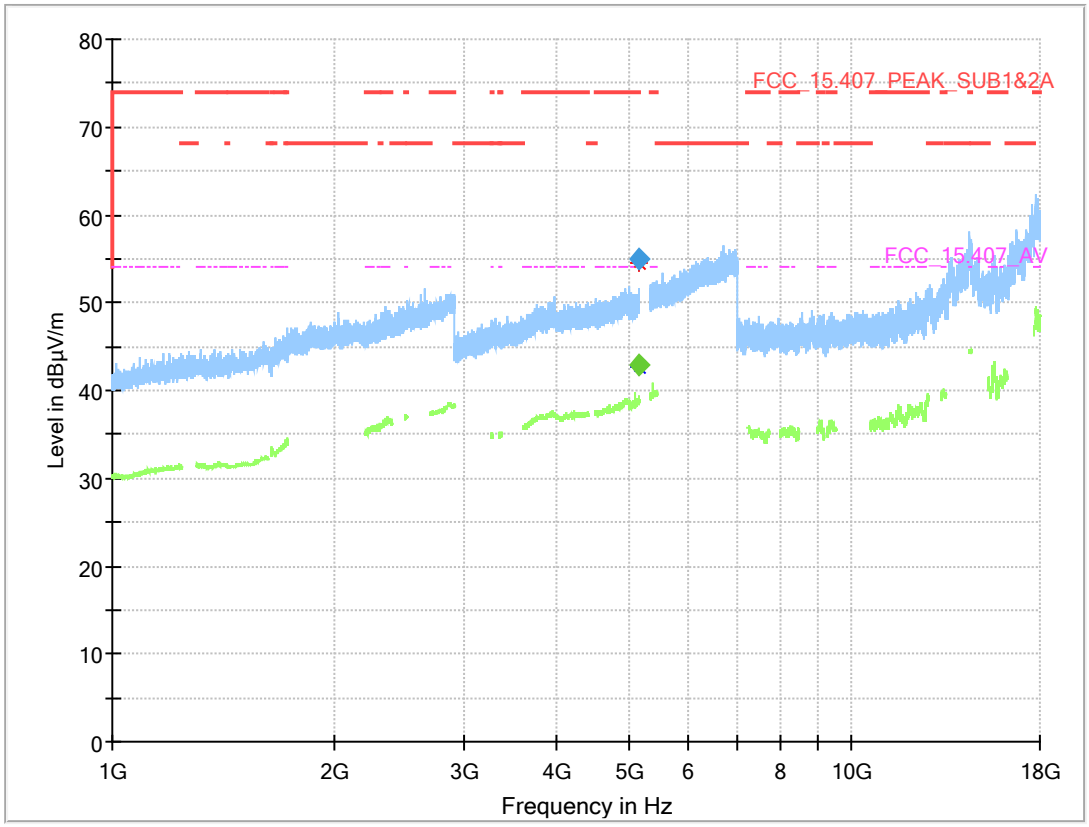

Final_Result

Frequency (MHz)	MaxPeak (dBµV/m)	CAverage (dBµV/m)	Limit (dBµV/m)	Margin (dB)	Meas. Time (ms)	Bandwidth (kHz)	Height (cm)	Pol	Azimuth (deg)	Elevation (deg)	Corr. (dB/m)
5148.700	54.9	---	74.00	19.10	1000.0	1000.000	150.0	H	130.0	90.0	12.9
5149.513	---	42.8	54.00	11.19	1000.0	1000.000	150.0	H	11.0	97.0	12.9

Radio Technology = WLAN n 20 MHz, MIMO,
Operating Frequency = low, Measurement range = 1GHz - 18GHz, Subband = U-NII-3
(S04_AJ01)

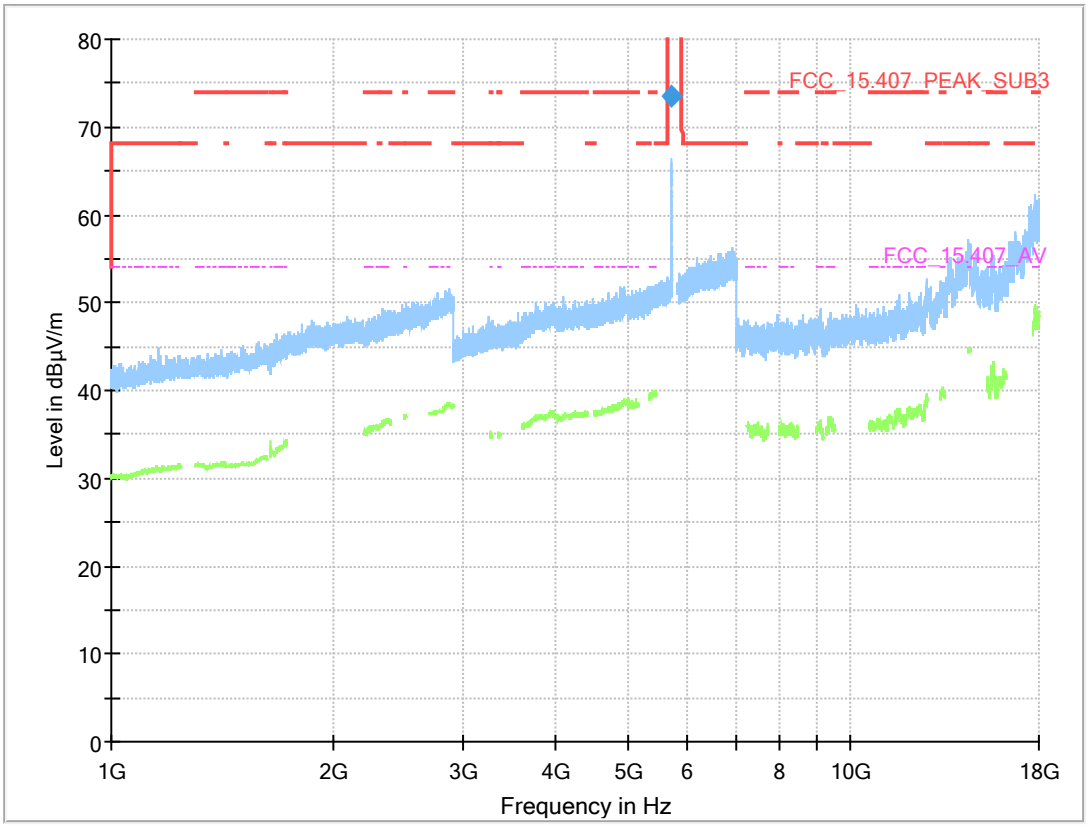

Final_Result

Frequency (MHz)	MaxPeak (dBµV/m)	CAverage (dBµV/m)	Limit (dBµV/m)	Margin (dB)	Meas. Time (ms)	Bandwidth (kHz)	Height (cm)	Pol	Azimuth (deg)	Elevation (deg)	Corr. (dB/m)
5725.000	73.5	---	122.2	48.66	1000.0	1000.000	150.0	H	56.0	98.0	14.3

Radio Technology = WLAN n 20 MHz, MIMO,
Operating Frequency = high, Measurement range = 1GHz - 18GHz, Subband = U-NII-1
(S04_AJ01)

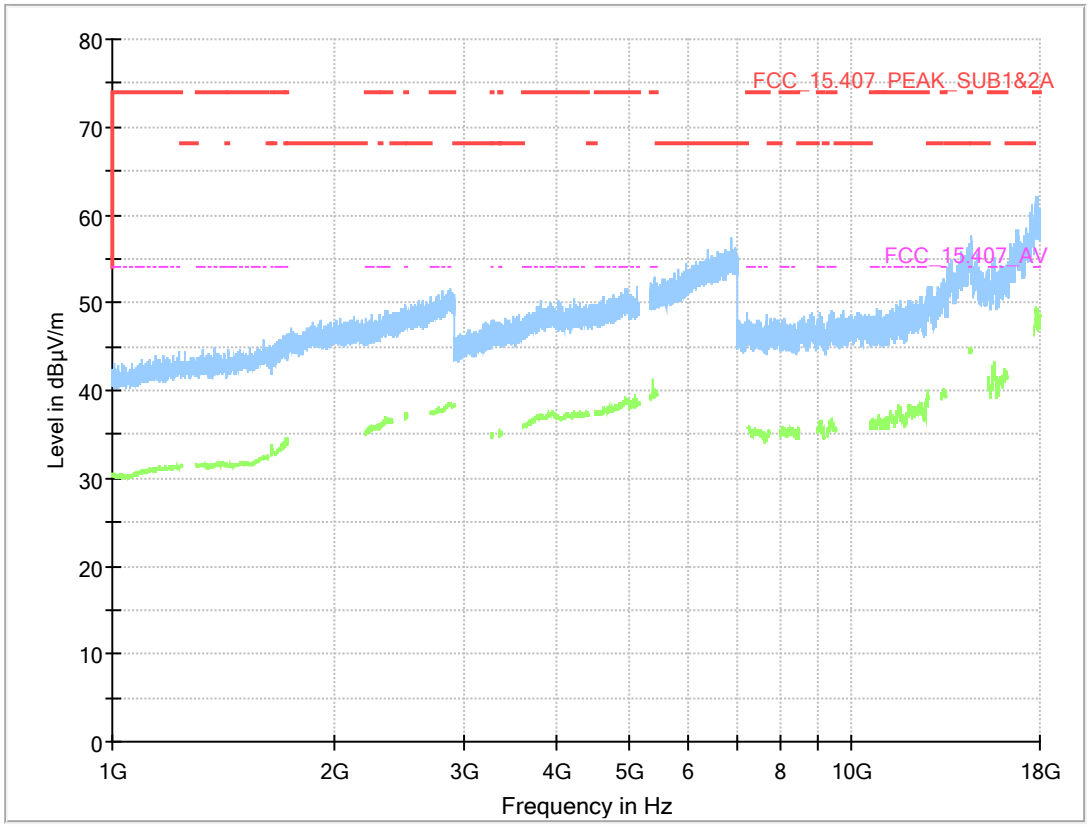

Final_Result

Frequency (MHz)	MaxPeak (dBµV/m)	CAverage (dBµV/m)	Limit (dBµV/m)	Margin (dB)	Meas. Time (ms)	Bandwidth (kHz)	Height (cm)	Pol	Azimuth (deg)	Elevation (deg)	Corr. (dB/m)
---	---	---	---	---	---	---	---		---	---	---

Radio Technology = WLAN n 20 MHz, MIMO,
Operating Frequency = high, Measurement range = 1GHz - 18GHz, Subband = U-NII-3
(S04_AJ01)

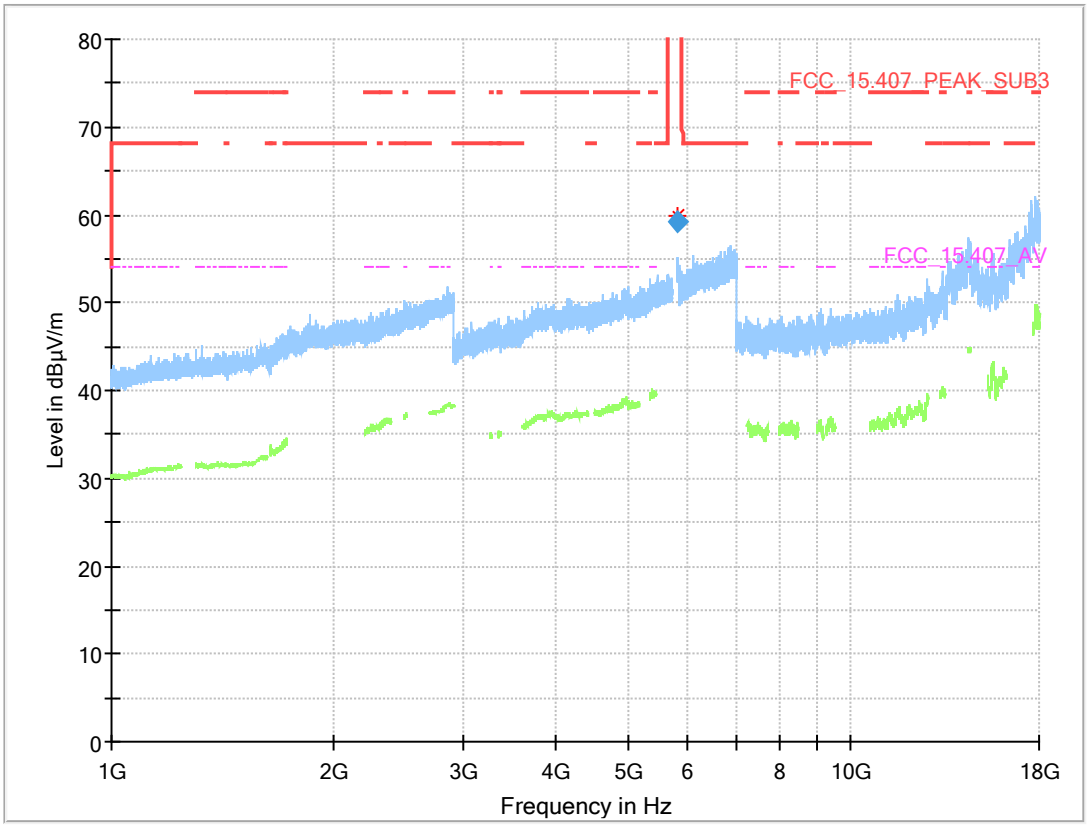

Final_Result

Frequency (MHz)	MaxPeak (dBµV/m)	CAverage (dBµV/m)	Limit (dBµV/m)	Margin (dB)	Meas. Time (ms)	Bandwidth (kHz)	Height (cm)	Pol	Azimuth (deg)	Elevation (deg)	Corr. (dB/m)
5850.400	59.2	---	121.2	62.05	1000.0	1000.000	150.0	V	85.0	-3.0	14.7

Radio Technology = WLAN n 20 MHz, MIMO,
Operating Frequency = mid, Measurement range = 1GHz - 18GHz, Subband = U-NII-1
(S04_AJ01)

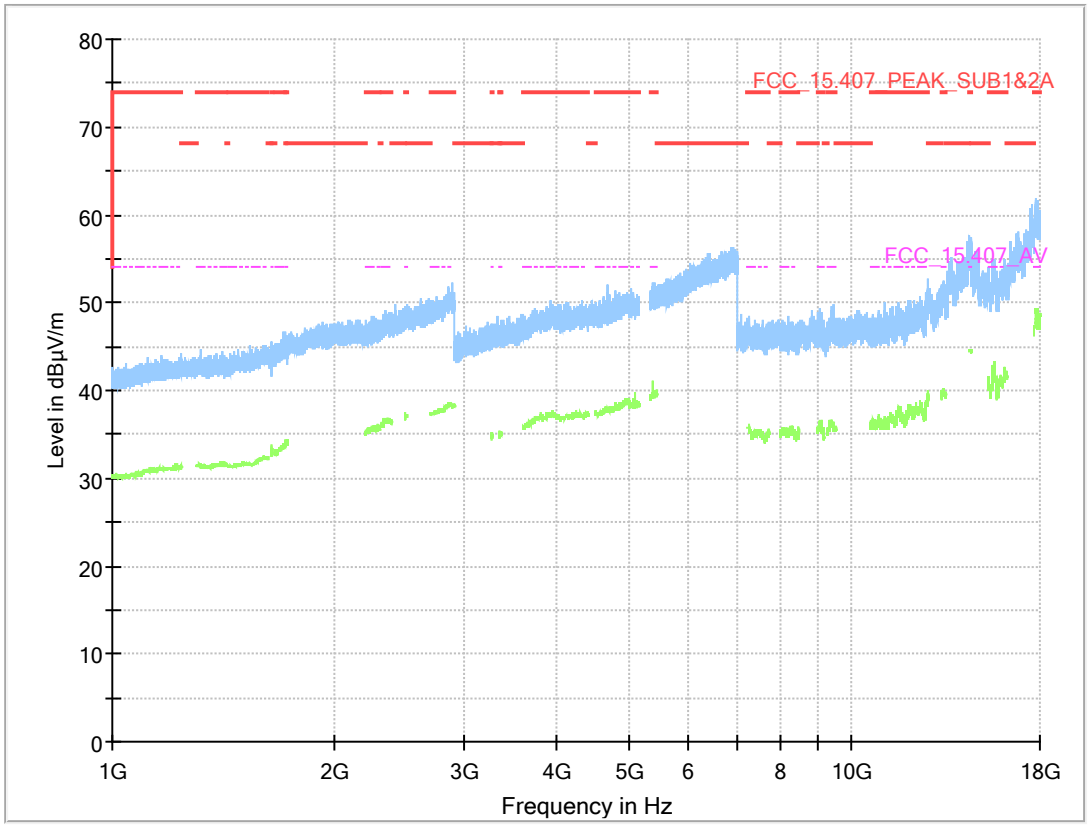

Final_Result

Frequency (MHz)	MaxPeak (dBµV/m)	CAverage (dBµV/m)	Limit (dBµV/m)	Margin (dB)	Meas. Time (ms)	Bandwidth (kHz)	Height (cm)	Pol	Azimuth (deg)	Elevation (deg)	Corr. (dB/m)
---	---	---	---	---	---	---	---		---	---	---

Radio Technology = WLAN n 20 MHz, MIMO,
Operating Frequency = mid, Measurement range = 1GHz - 18GHz, Subband = U-NII-3
(S04_AJ01)

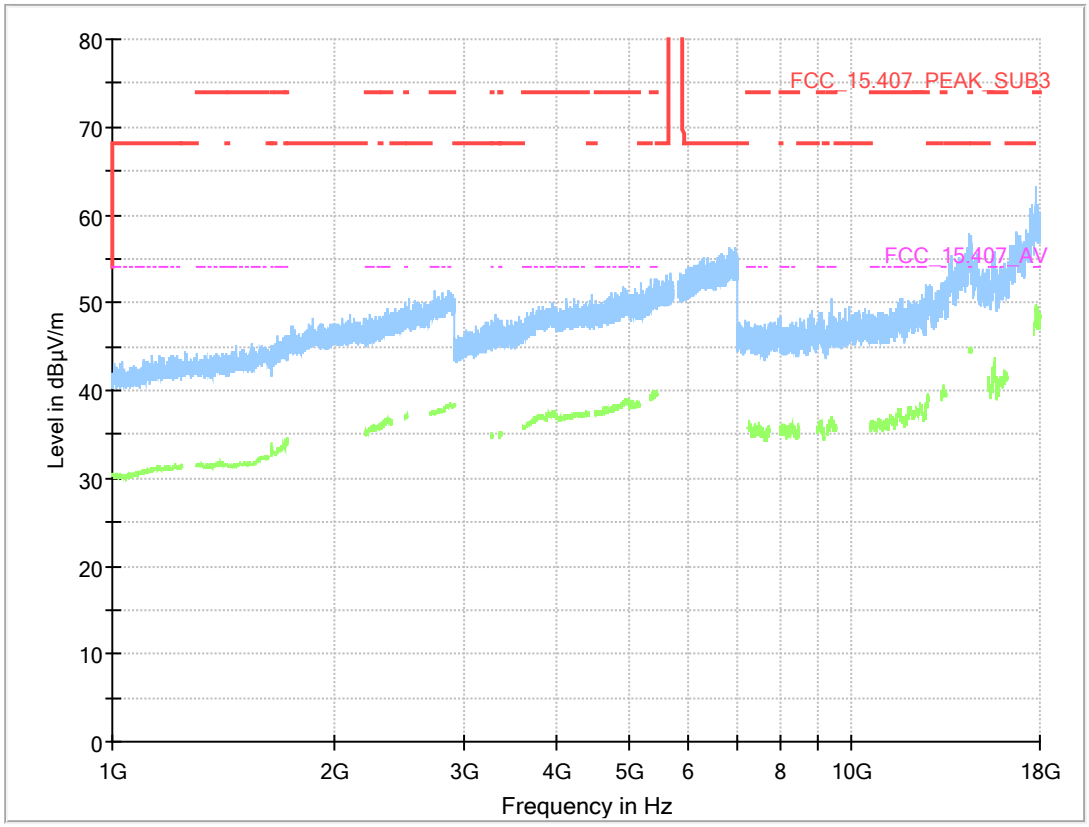

Final_Result

Frequency (MHz)	MaxPeak (dBµV/m)	CAverage (dBµV/m)	Limit (dBµV/m)	Margin (dB)	Meas. Time (ms)	Bandwidth (kHz)	Height (cm)	Pol	Azimuth (deg)	Elevation (deg)	Corr. (dB/m)
---	---	---	---	---	---	---	---		---	---	---

Radio Technology = WLAN n 20 MHz, MIMO,
Operating Frequency = mid, Measurement range = 26GHz - 40GHz, Subband = U-NII-1
(S04_AJ01)

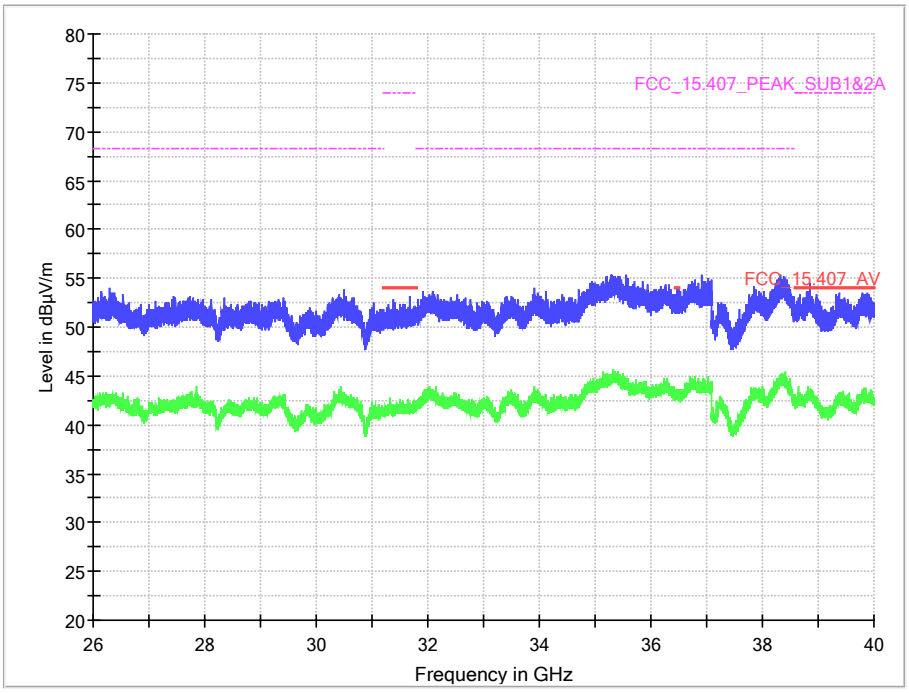

Radio Technology = WLAN n 20 MHz, MIMO,
Operating Frequency = mid, Measurement range = 26GHz - 40GHz, Subband = U-NII-3
(S04_AJ01)

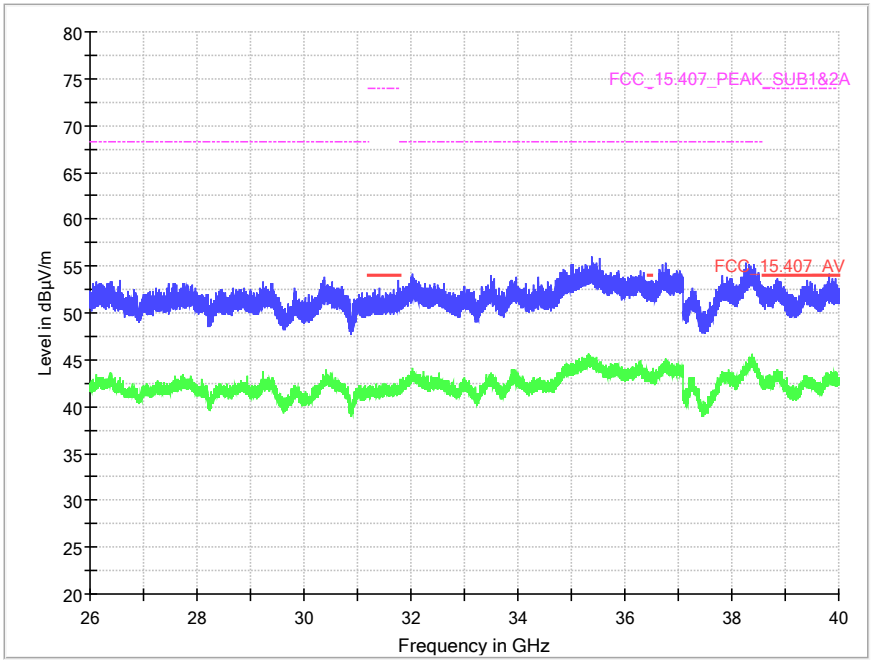

Radio Technology = WLAN n 40 MHz, MIMO,
Operating Frequency = low, Measurement range = 9kHz – 30MHz, Subband = U-NII-1
(S04_AJ01)

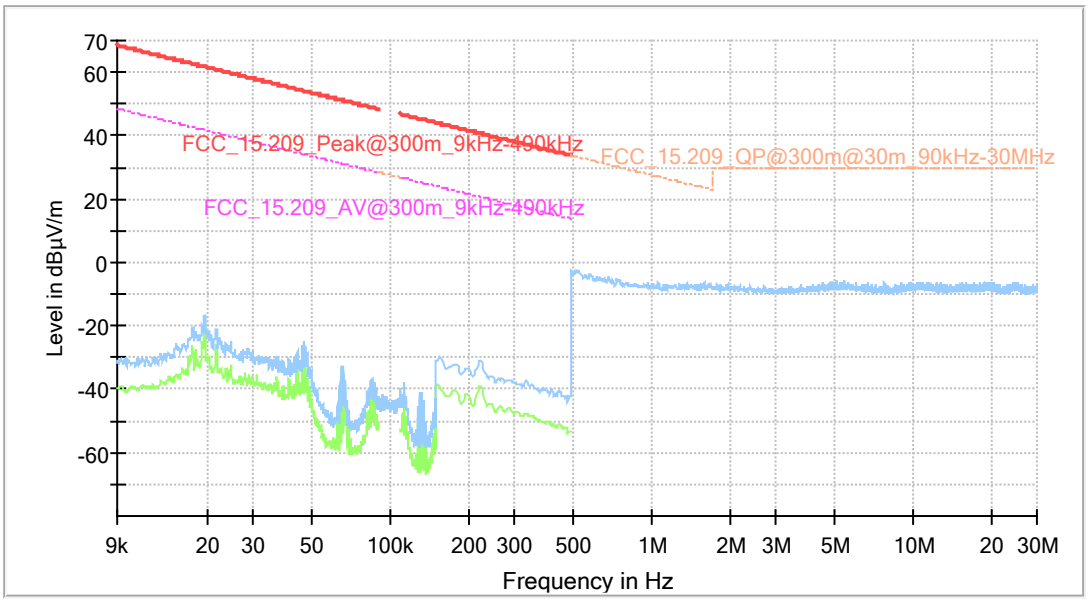

Final_Result

Frequency (MHz)	MaxPeak (dBµV/m)	Average (dBµV/m)	Limit (dBµV/m)	Margin (dB)	Meas. Time (ms)	Bandwidth (kHz)	Height (cm)	Azimuth (deg)	Corr. (dB/m)
---	---	---	---	---	---	---	---	---	---

Radio Technology = WLAN n 40 MHz, MIMO,
Operating Frequency = low, Measurement range = 30Hz - 1GHz, Subband = U-NII-1
(S04_AJ01)

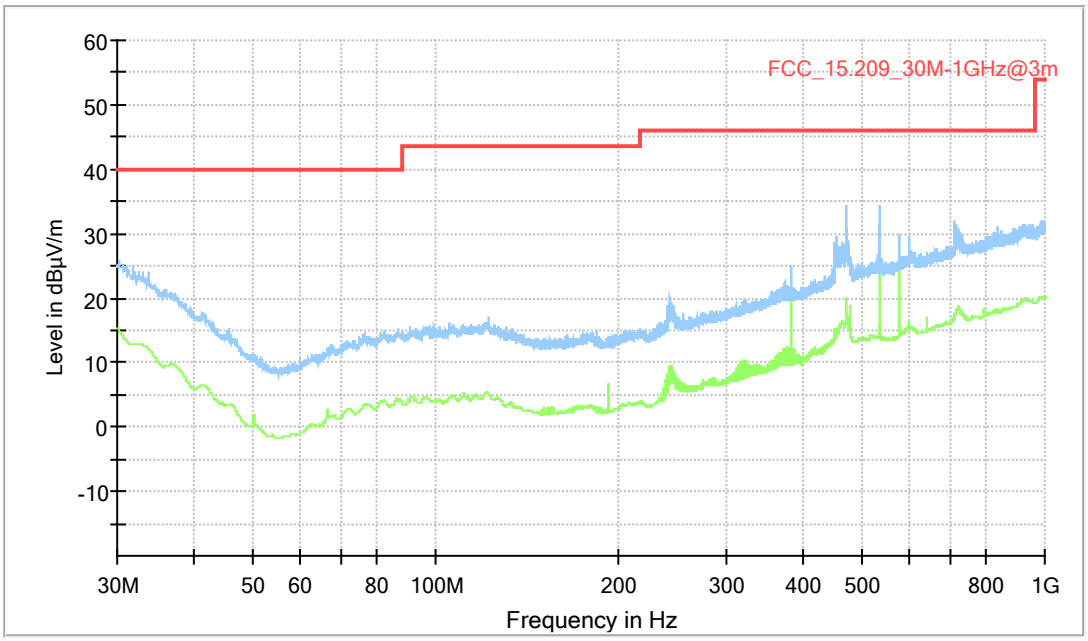

Final_Result

Frequency (MHz)	QuasiPeak (dBµV/m)	Limit (dBµV/m)	Margin (dB)	Meas. Time (ms)	Bandwidth (kHz)	Height (cm)	Pol	Azimuth (deg)	Corr. (dB/m)
---	---	---	---	---	---	---		---	---

Radio Technology = WLAN n 40 MHz, MIMO,
Operating Frequency = high, Measurement range = 30Hz - 1GHz, Subband = U-NII-3
(S04_AJ01)

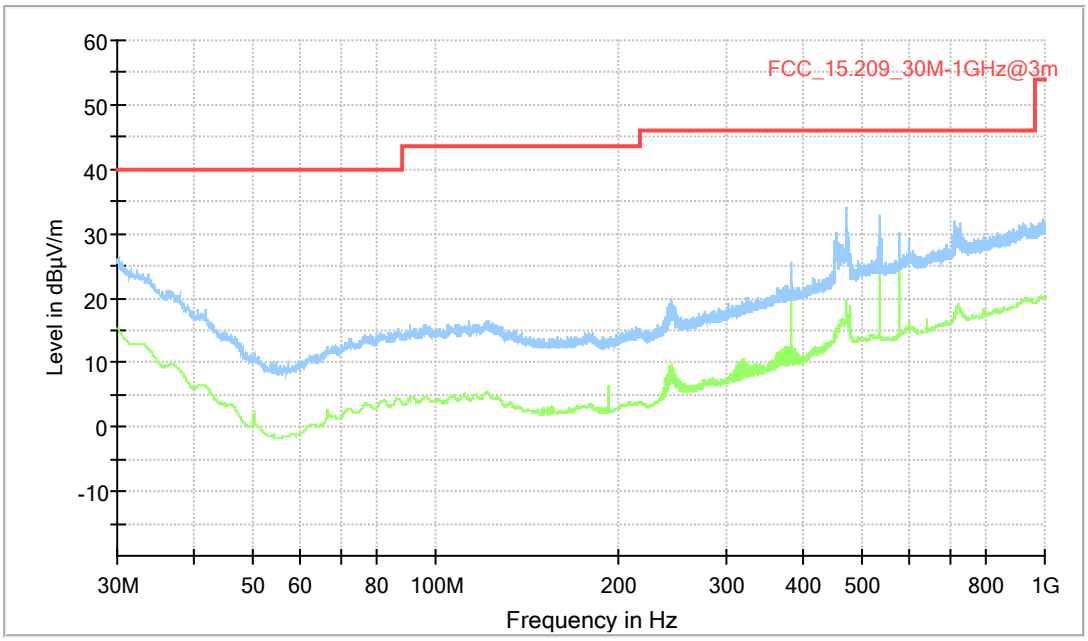

Final_Result

Frequency (MHz)	QuasiPeak (dBµV/m)	Limit (dBµV/m)	Margin (dB)	Meas. Time (ms)	Bandwidth (kHz)	Height (cm)	Pol	Azimuth (deg)	Corr. (dB/m)
---	---	---	---	---	---	---		---	---

Radio Technology = WLAN n 40 MHz, MIMO,
Operating Frequency = low, Measurement range = 1GHz - 26GHz, Subband = U-NII-1
(S04_AJ01)

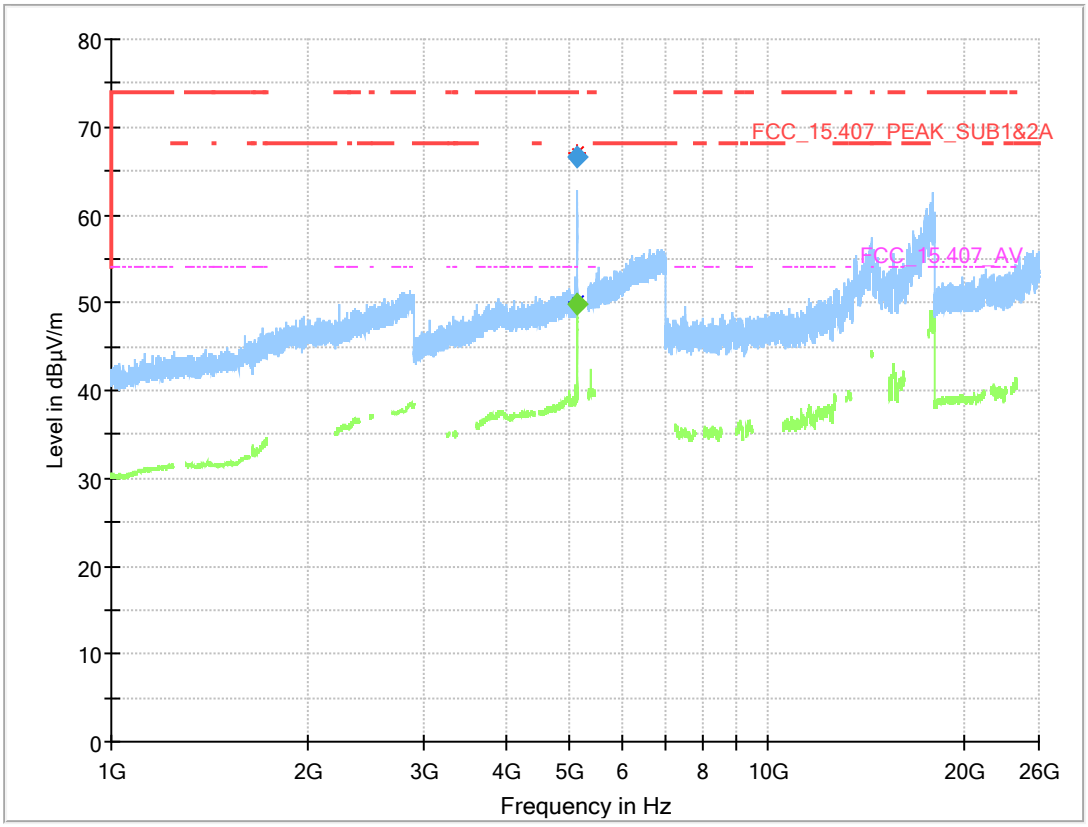

Final_Result

Frequency (MHz)	MaxPeak (dBµV/m)	CAverage (dBµV/m)	Limit (dBµV/m)	Margin (dB)	Meas. Time (ms)	Bandwidth (kHz)	Height (cm)	Pol	Azimuth (deg)	Elevation (deg)	Corr. (dB/m)
5147.075	---	49.8	54.00	4.16	1000.0	1000.000	150.0	V	1.0	86.0	13.0
5147.238	66.7	---	74.00	7.31	1000.0	1000.000	150.0	V	0.0	97.0	13.0

Radio Technology = WLAN n 40 MHz, MIMO,
Operating Frequency = low, Measurement range = 1GHz - 26GHz, Subband = U-NII-3
(S04_AJ01)

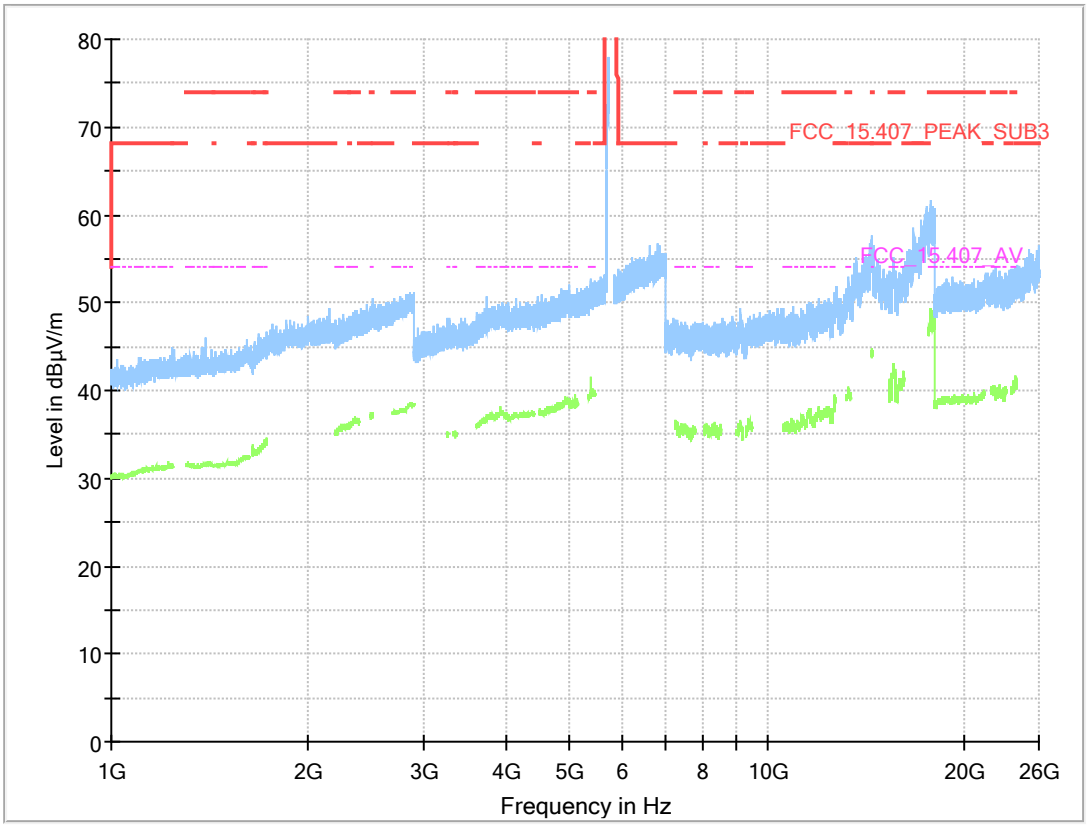

Final_Result

Frequency (MHz)	MaxPeak (dBµV/m)	CAverage (dBµV/m)	Limit (dBµV/m)	Margin (dB)	Meas. Time (ms)	Bandwidth (kHz)	Height (cm)	Pol	Azimuth (deg)	Elevation (deg)	Corr. (dB/m)
5724.800	85.9	---	121.7	35.87	1000.0	1000.000	150.0	H	44.0	90.0	14.3

Radio Technology = WLAN n 40 MHz, MIMO,
Operating Frequency = high, Measurement range = 1GHz - 26GHz, Subband = U-NII-1
(S04_AJ01)

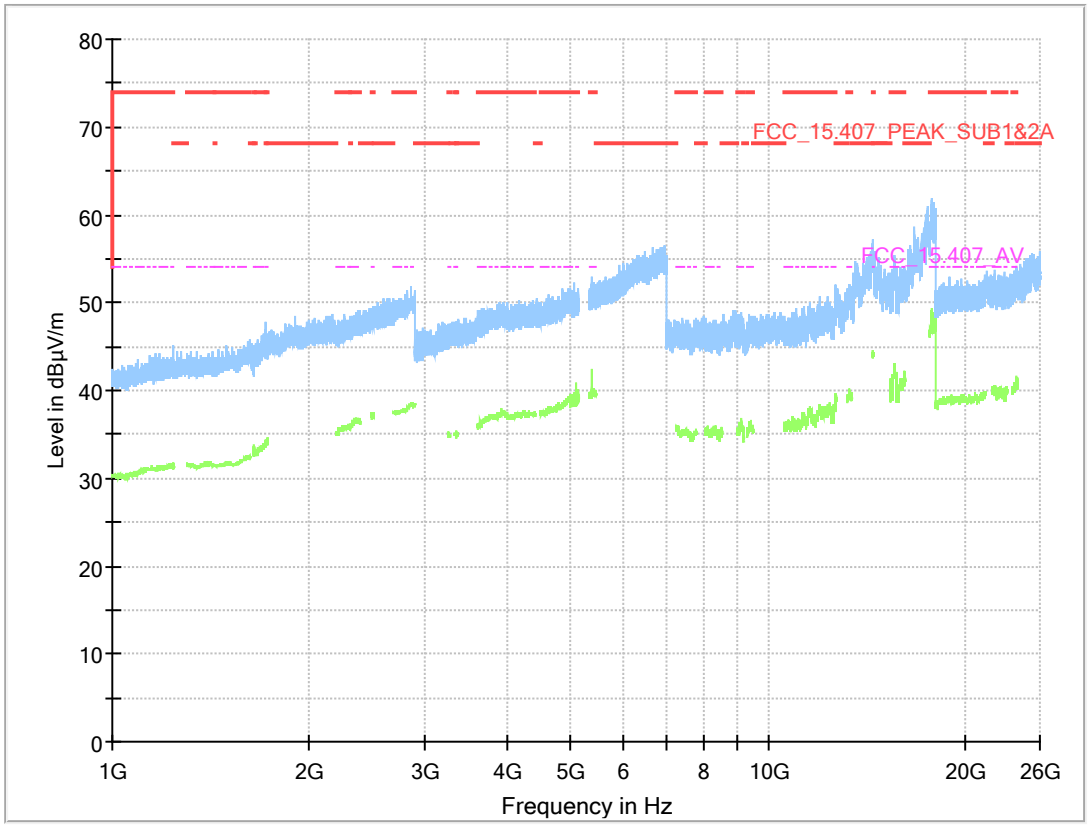

Final_Result

Frequency (MHz)	MaxPeak (dBµV/m)	CAverage (dBµV/m)	Limit (dBµV/m)	Margin (dB)	Meas. Time (ms)	Bandwidth (kHz)	Height (cm)	Pol	Azimuth (deg)	Elevation (deg)	Corr. (dB/m)
---	---	---	---	---	---	---	---		---	---	---

Radio Technology = WLAN n 40 MHz, MIMO,
Operating Frequency = high, Measurement range = 1GHz - 26GHz, Subband = U-NII-3
(S04_AJ01)

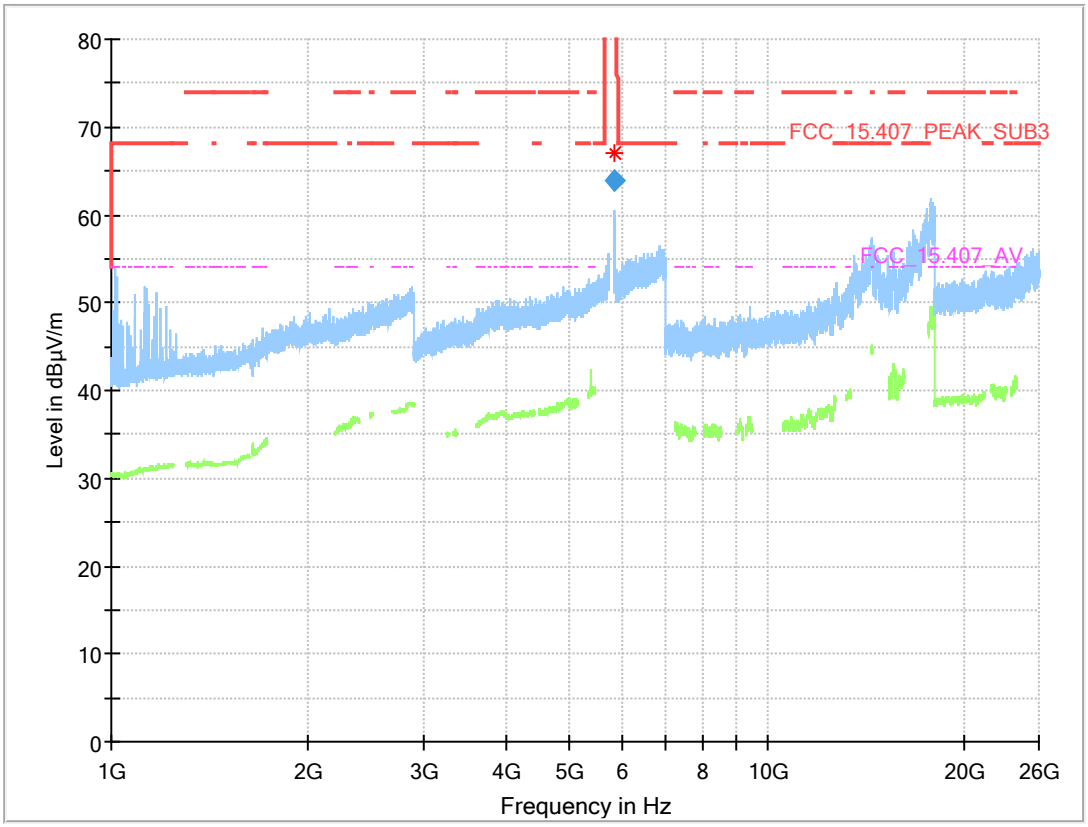

Final_Result

Frequency (MHz)	MaxPeak (dBµV/m)	CAverage (dBµV/m)	Limit (dBµV/m)	Margin (dB)	Meas. Time (ms)	Bandwidth (kHz)	Height (cm)	Pol	Azimuth (deg)	Elevation (deg)	Corr. (dB/m)
5852.200	63.8	---	117.1	53.36	1000.0	1000.000	150.0	V	3.0	84.0	14.7

Radio Technology = WLAN n 40 MHz, MIMO,
Operating Frequency = low, Measurement range = 26GHz - 40GHz, Subband = U-NII-1
(S04_AJ01)

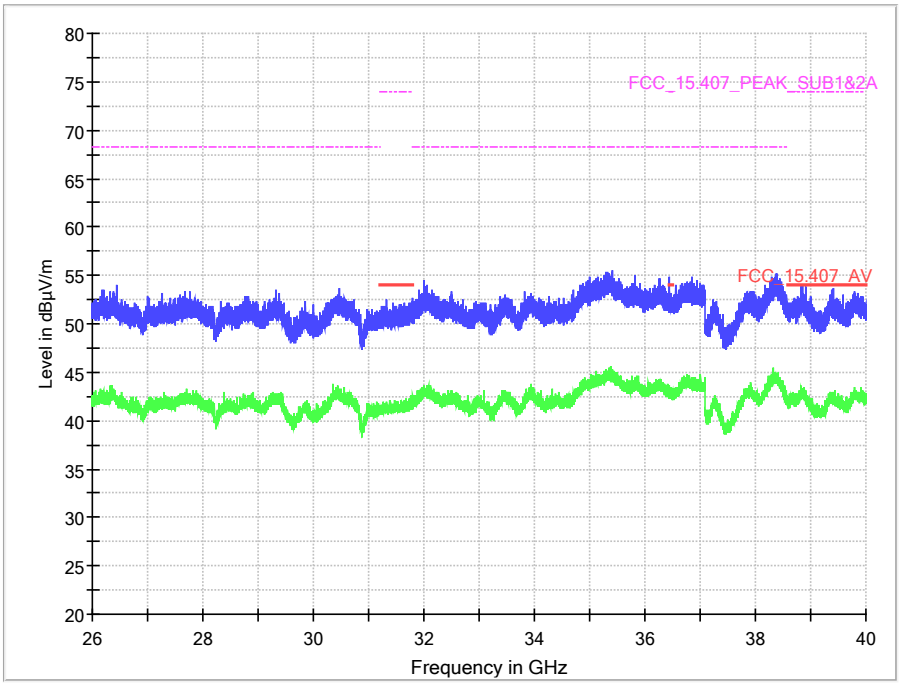

Radio Technology = WLAN n 40 MHz, MIMO,
Operating Frequency = high, Measurement range = 26GHz - 40GHz, Subband = U-NII-3
(S04_AJ01)

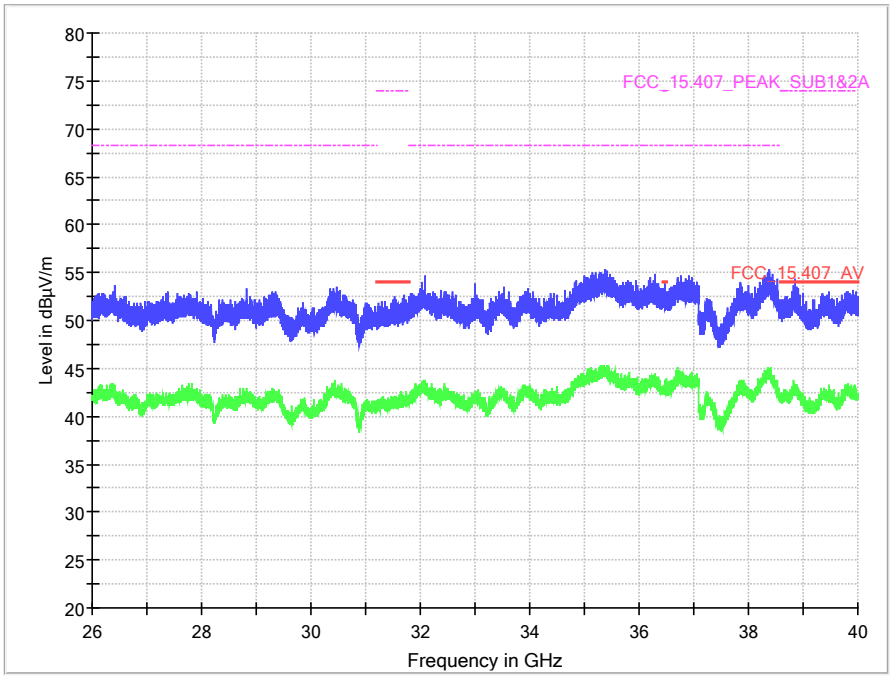

Radio Technology = WLAN ac 40 MHz,
Operating Frequency = high, Measurement range = 1GHz - 26GHz, Subband = U-NII-1
(S04_AJ01)

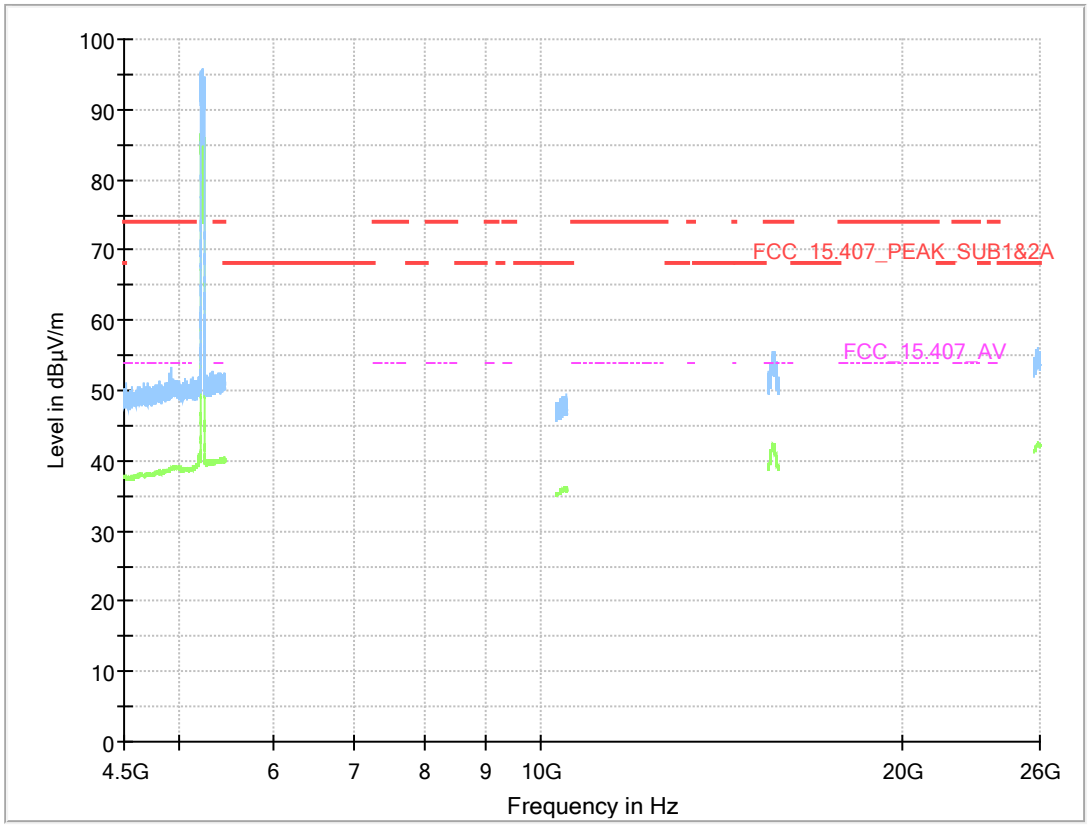

Comment: A detailed plot for the emission at the band edge can be found in chapter 5.7

Final_Result

Frequency (MHz)	MaxPeak (dBµV/m)	CAverage (dBµV/m)	Limit (dBµV/m)	Margin (dB)	Meas. Time (ms)	Bandwidth (kHz)	Height (cm)	Pol	Azimuth (deg)	Elevation (deg)	Corr. (dB/m)
---	---	---	---	---	---	---	---		---	---	---

Radio Technology = WLAN ac 40 MHz,
Operating Frequency = low, Measurement range = 1GHz - 26GHz, Subband = U-NII-1
(S04_AJ01)

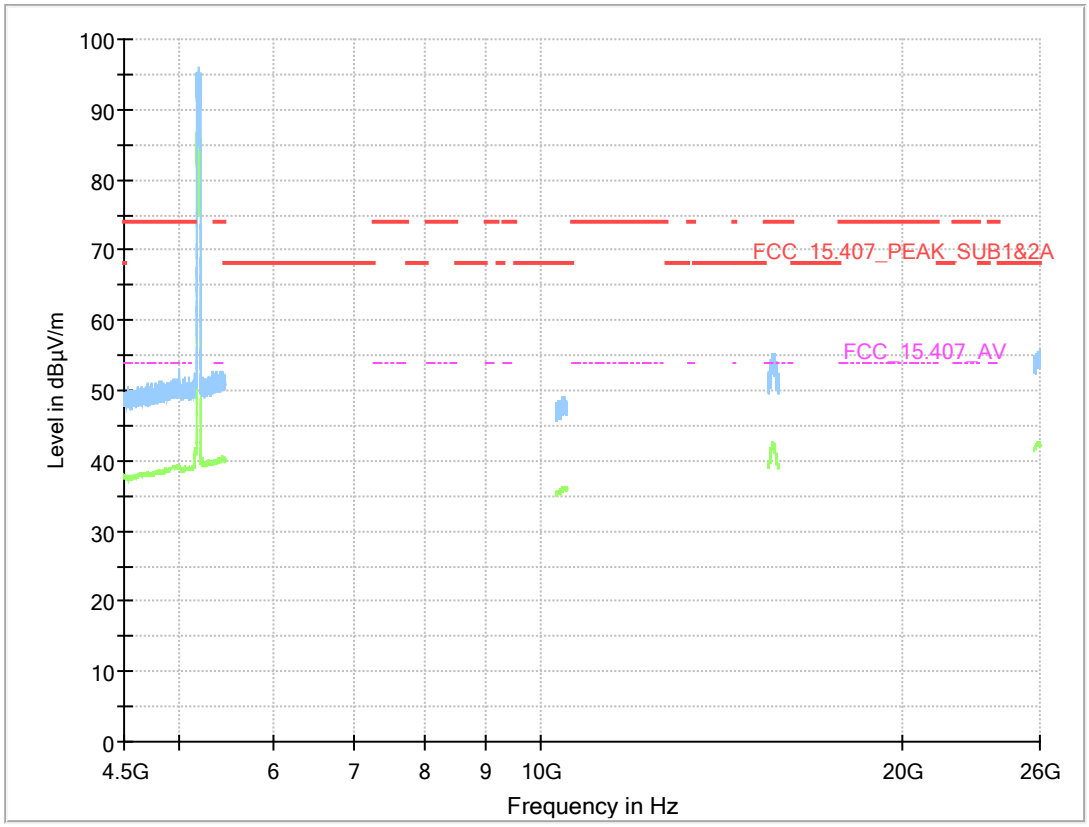

Comment: A detailed plot for the emission at the band edge can be found in chapter 5.7

Final_Result

Frequency (MHz)	MaxPeak (dBµV/m)	CAverage (dBµV/m)	Limit (dBµV/m)	Margin (dB)	Meas. Time (ms)	Bandwidth (kHz)	Height (cm)	Pol	Azimuth (deg)	Elevation (deg)	Corr. (dB/m)
---	---	---	---	---	---	---	---		---	---	---

Radio Technology = WLAN ac 40 MHz,
Operating Frequency = low, Measurement range = 1GHz - 18GHz, Subband = U-NII-3
(S04_AJ01)

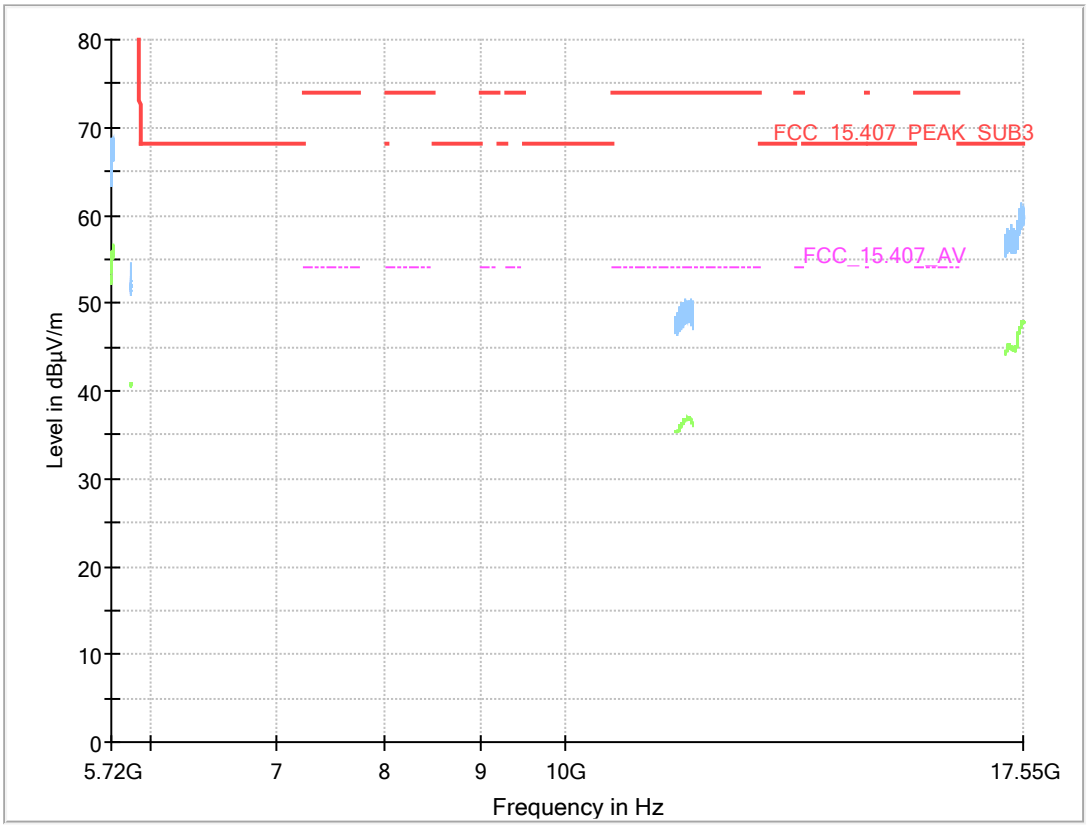

Comment: A detailed plot for the emission at the band edge can be found in chapter 5.7

Final_Result

Frequency (MHz)	MaxPeak (dBµV/m)	CAverage (dBµV/m)	Limit (dBµV/m)	Margin (dB)	Meas. Time (ms)	Bandwidth (kHz)	Height (cm)	Pol	Azimuth (deg)	Elevation (deg)	Corr. (dB/m)
---	---	---	---	---	---	---	---		---	---	---

Radio Technology = WLAN ac 40 MHz,
Operating Frequency = high, Measurement range = 1GHz - 18GHz, Subband = U-NII-3
(S04_AJ01)

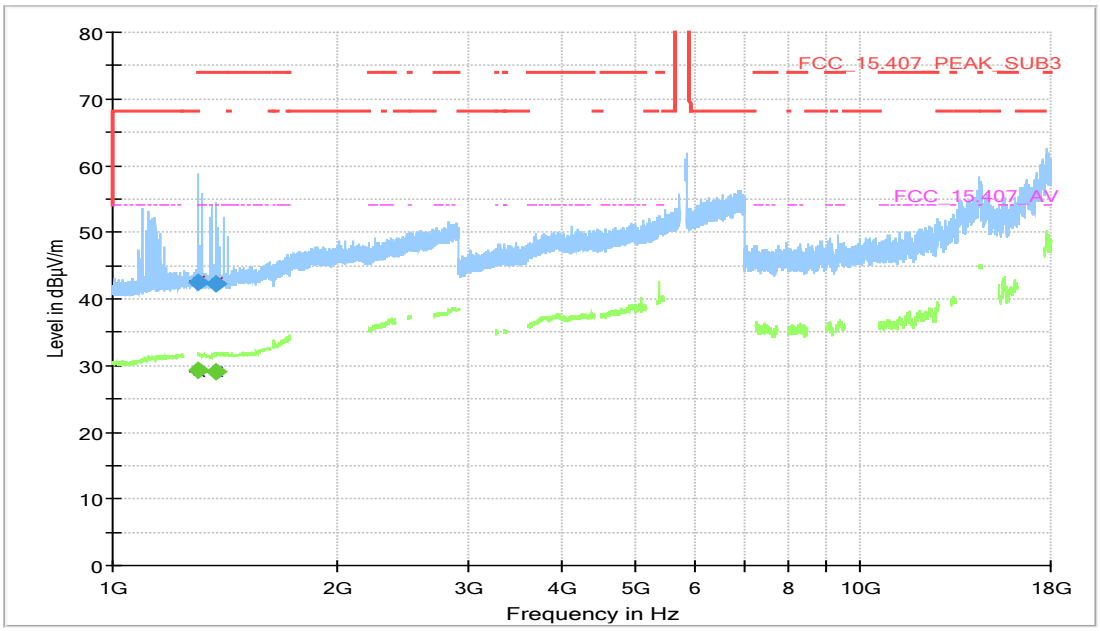

Final_Result

Frequency (MHz)	MaxPeak (dBµV/m)	CAverage (dBµV/m)	Limit (dBµV/m)	Margin (dB)	Meas. Time (ms)	Bandwidth (kHz)	Height (cm)	Pol	Azimuth (deg)	Elevation (deg)	Corr. (dB/m)
1300.635	---	29.2	54.00	24.81	1000.0	1000.000	150.0	V	-187.0	78.0	-0.3
1300.889	42.4	---	74.00	31.55	1000.0	1000.000	150.0	H	4.0	75.0	-0.3
1377.470	---	29.1	54.00	24.85	1000.0	1000.000	150.0	V	95.0	75.0	-0.3
1377.597	42.3	---	74.00	31.69	1000.0	1000.000	150.0	H	2.0	84.0	-0.3

Radio Technology = WLAN ax 40 MHz,
Operating Frequency = low, Measurement range = 1GHz - 18GHz, Subband = U-NII-1
(S04_AJ01)

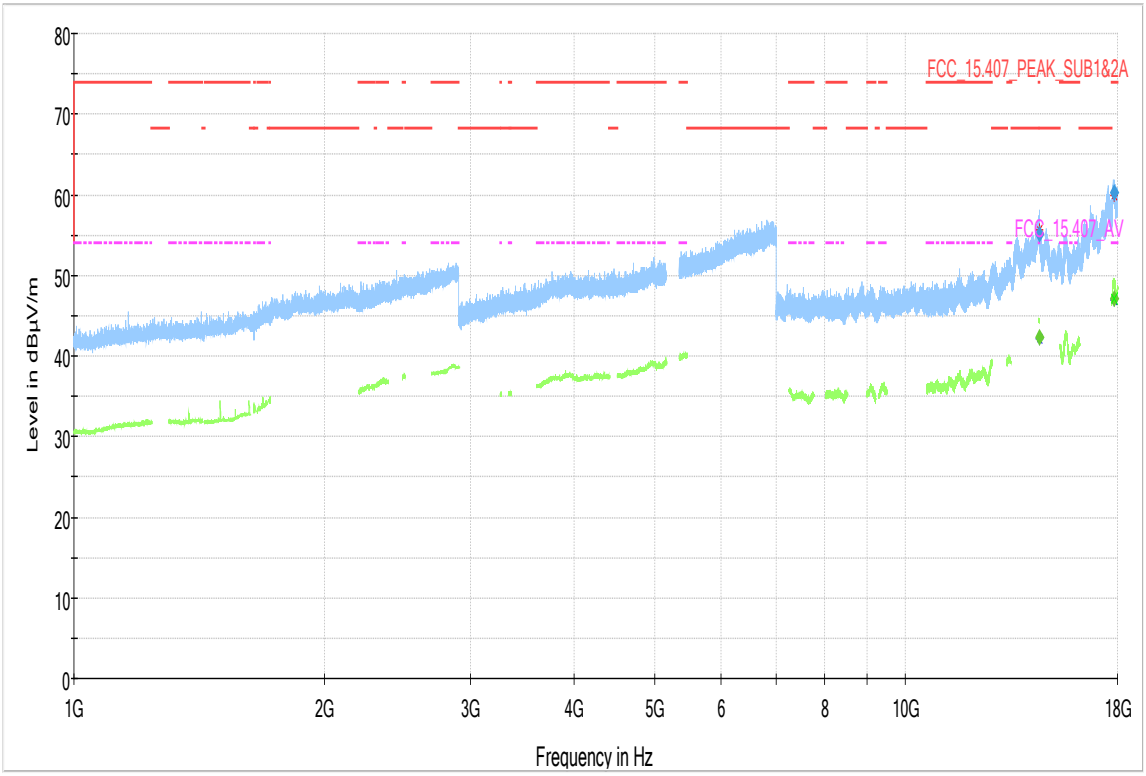

Final_Result

Frequency (MHz)	MaxPeak (dBµV/m)	CAverage (dBµV/m)	Limit (dBµV/m)	Margin (dB)	Meas. Time (ms)	Bandwidth (kHz)	Height (cm)	Pol	Azimuth (deg)	Elevation (deg)	Corr. (dB/m)
14481.850	---	42.3	54.00	11.66	1000.0	1000.000	150.0	H	38.0	5.0	-0.8
14481.850	55.2	---	74.00	18.83	1000.0	1000.000	150.0	H	128.0	105.0	-0.8
17821.800	---	47.1	54.00	6.87	1000.0	1000.000	150.0	V	11.0	105.0	2.5
17821.800	60.2	---	74.00	13.80	1000.0	1000.000	150.0	V	93.0	99.0	2.5

Radio Technology = WLAN ax 40 MHz,
Operating Frequency = low, Measurement range = 1GHz - 18GHz, Subband = U-NII-3
(S04_AJ01)

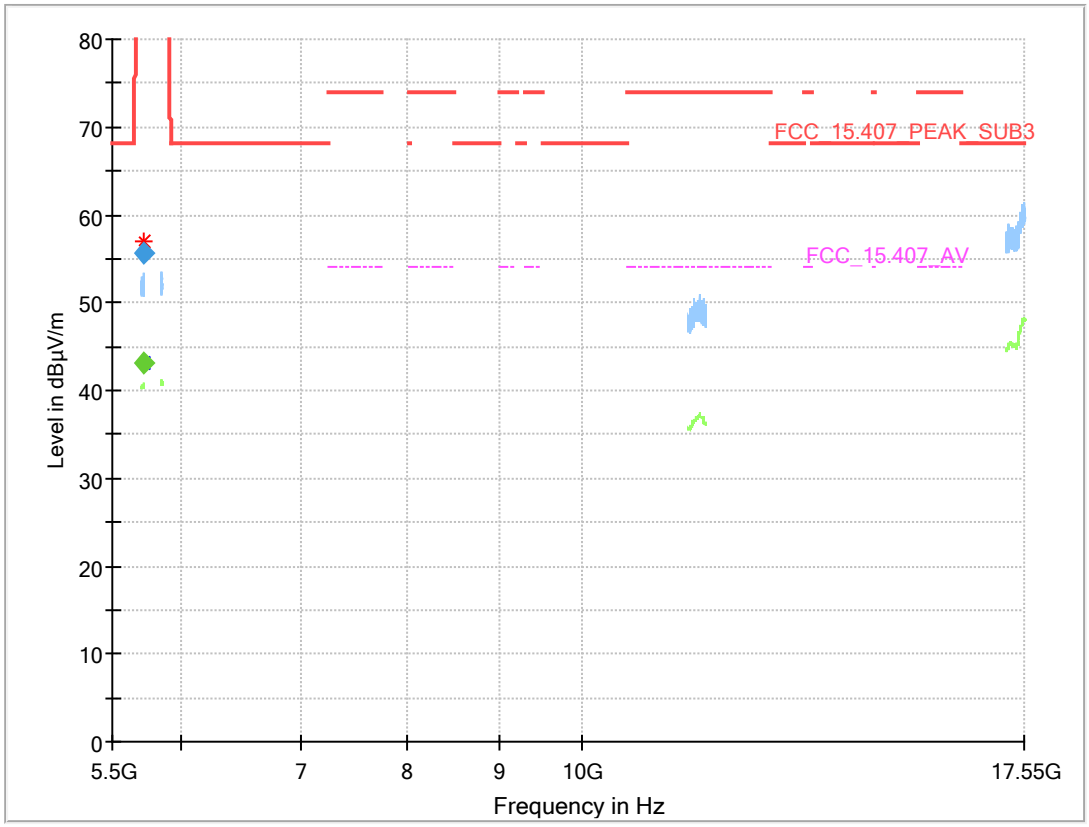

Final_Result

Frequency (MHz)	MaxPeak (dBµV/m)	CAverage (dBµV/m)	Limit (dBµV/m)	Margin (dB)	Meas. Time (ms)	Bandwidth (kHz)	Height (cm)	Pol	Azimuth (deg)	Elevation (deg)	Corr. (dB/m)
5724.900	---	43.2	---	---	1000.0	1000.000	150.0	V	-38.0	-12.0	14.3
5724.900	55.7	---	121.9	66.25	1000.0	1000.000	150.0	V	-87.0	82.0	14.3

Radio Technology = WLAN ax 40 MHz,
Operating Frequency = high, Measurement range = 1GHz - 26GHz, Subband = U-NII-1
(S04_AJ01)

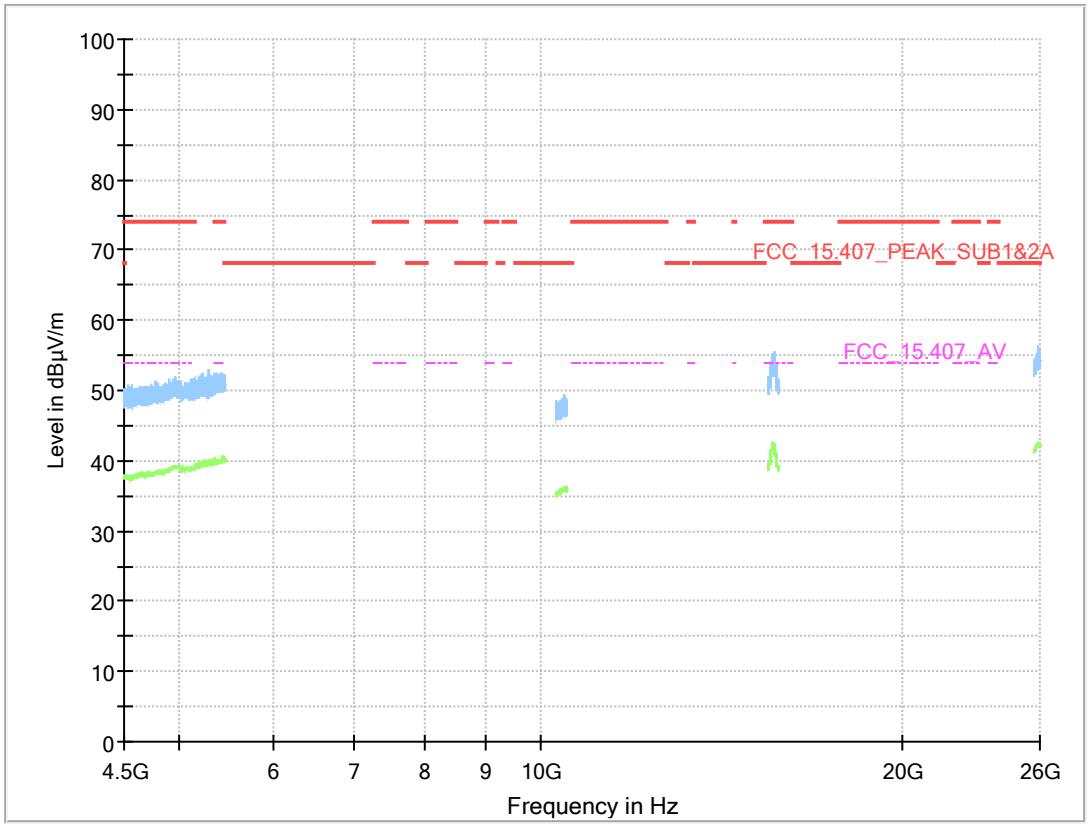

Final_Result

Frequency (MHz)	MaxPeak (dBµV/m)	CAverage (dBµV/m)	Limit (dBµV/m)	Margin (dB)	Meas. Time (ms)	Bandwidth (kHz)	Height (cm)	Pol	Azimuth (deg)	Elevation (deg)	Corr. (dB/m)
---	---	---	---	---	---	---	---		---	---	---

Radio Technology = WLAN ax 40 MHz,
Operating Frequency = high, Measurement range = 1GHz - 18GHz, Subband = U-NII-3
(S04_AJ01)

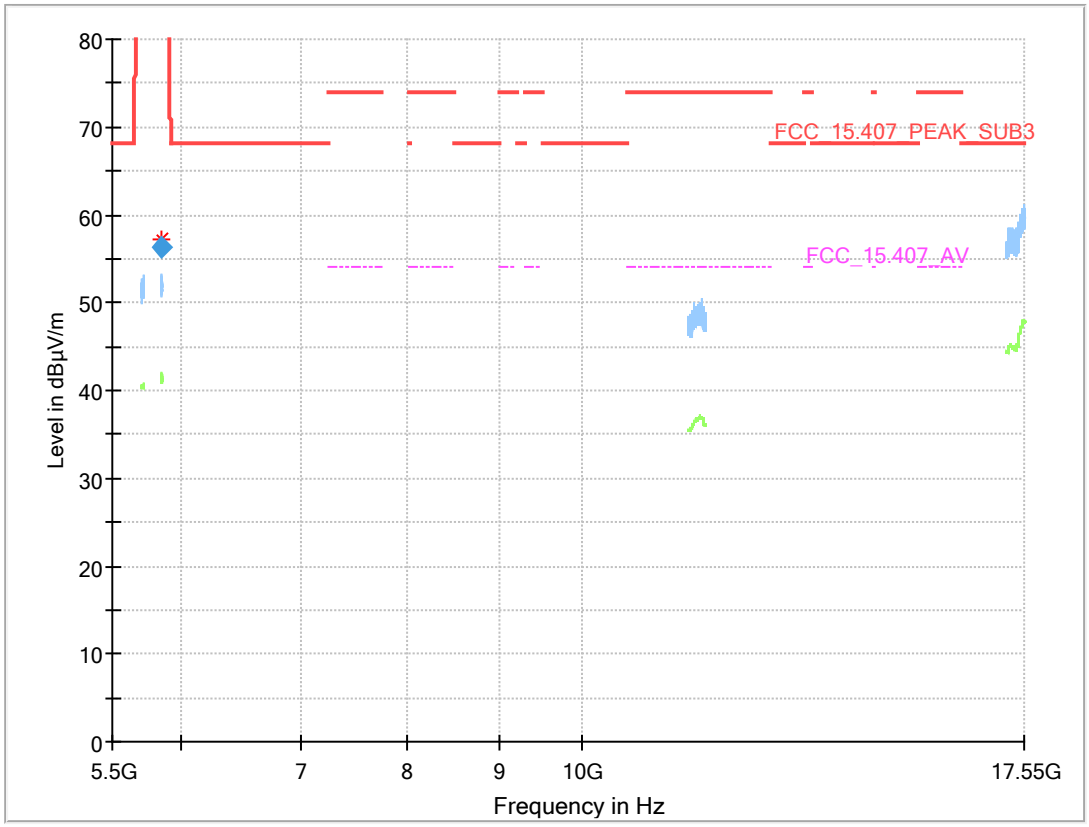

Final_Result

Frequency (MHz)	MaxPeak (dBµV/m)	CAverage (dBµV/m)	Limit (dBµV/m)	Margin (dB)	Meas. Time (ms)	Bandwidth (kHz)	Height (cm)	Pol	Azimuth (deg)	Elevation (deg)	Corr. (dB/m)
5850.100	56.3	---	121.9	65.63	1000.0	1000.000	150.0	V	124.0	105.0	14.7

Radio Technology = WLAN a,
Operating Frequency = high, Measurement range = 1GHz - 26GHz, Subband = U-NII-1
(S03_AJ01)

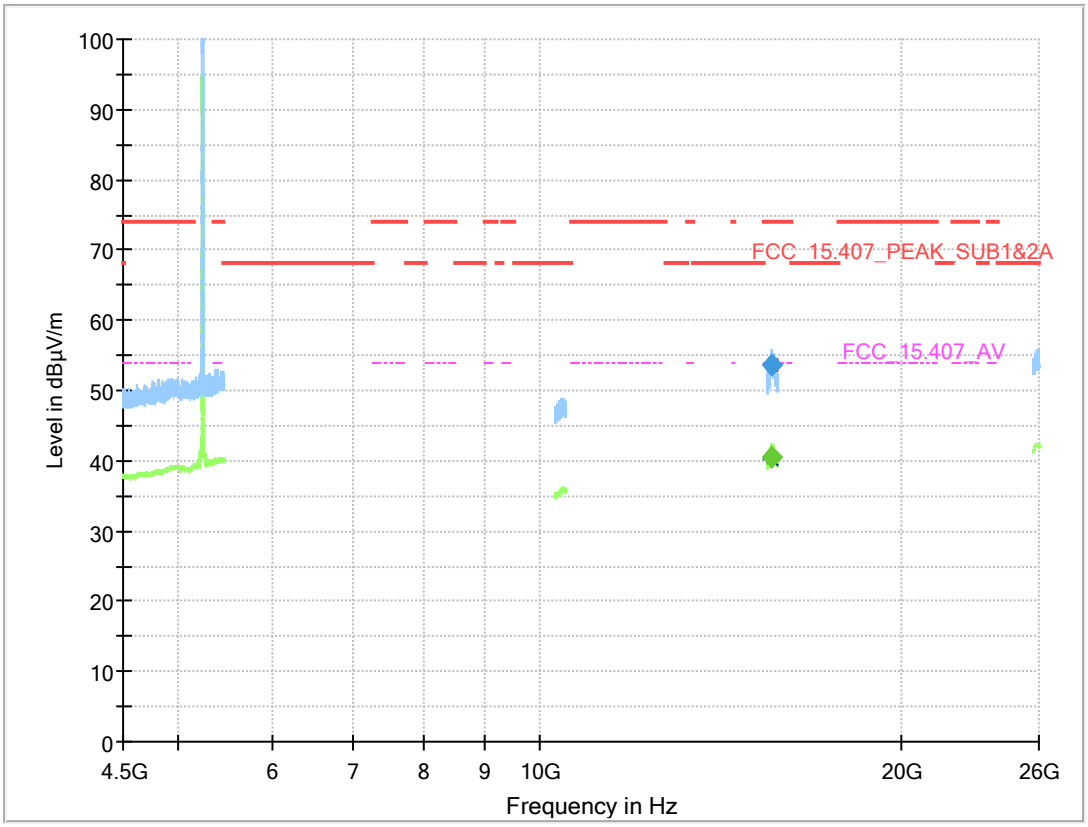

Comment: A detailed plot for the emission at the band edge can be found in chapter 5.7

Final_Result

Frequency (MHz)	MaxPeak (dBµV/m)	CAverage (dBµV/m)	Limit (dBµV/m)	Margin (dB)	Meas. Time (ms)	Bandwidth (kHz)	Height (cm)	Pol	Azimuth (deg)	Elevation (deg)	Corr. (dB/m)
15599.654	---	40.5	54.00	13.49	1000.0	1000.000	150.0	V	-79.0	-2.0	-2.3
15607.269	53.6	---	74.00	20.39	1000.0	1000.000	150.0	V	-91.0	15.0	-2.7

Radio Technology = WLAN a,
Operating Frequency = high, Measurement range = 1GHz - 18GHz, Subband = U-NII-3
(S03_AJ01)

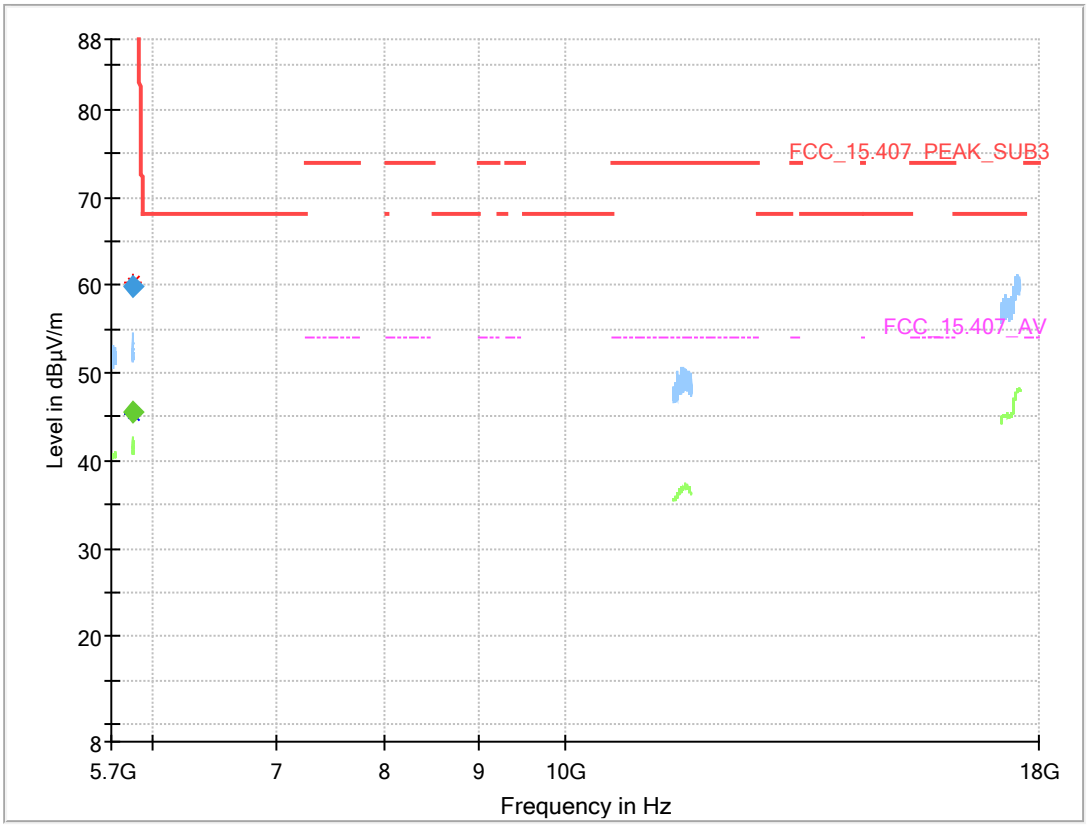

Final_Result

Frequency (MHz)	MaxPeak (dBµV/m)	CAverage (dBµV/m)	Limit (dBµV/m)	Margin (dB)	Meas. Time (ms)	Bandwidth (kHz)	Height (cm)	Pol	Azimuth (deg)	Elevation (deg)	Corr. (dB/m)
5851.300	---	45.5	---	---	1000.0	1000.000	150.0	V	0.0	88.0	14.7
5851.300	59.8	---	119.2	59.48	1000.0	1000.000	150.0	V	-2.0	81.0	14.7

Radio Technology = WLAN a,
Operating Frequency = low, Measurement range = 1GHz - 26GHz, Subband = U-NII-1
(S03_AJ01)

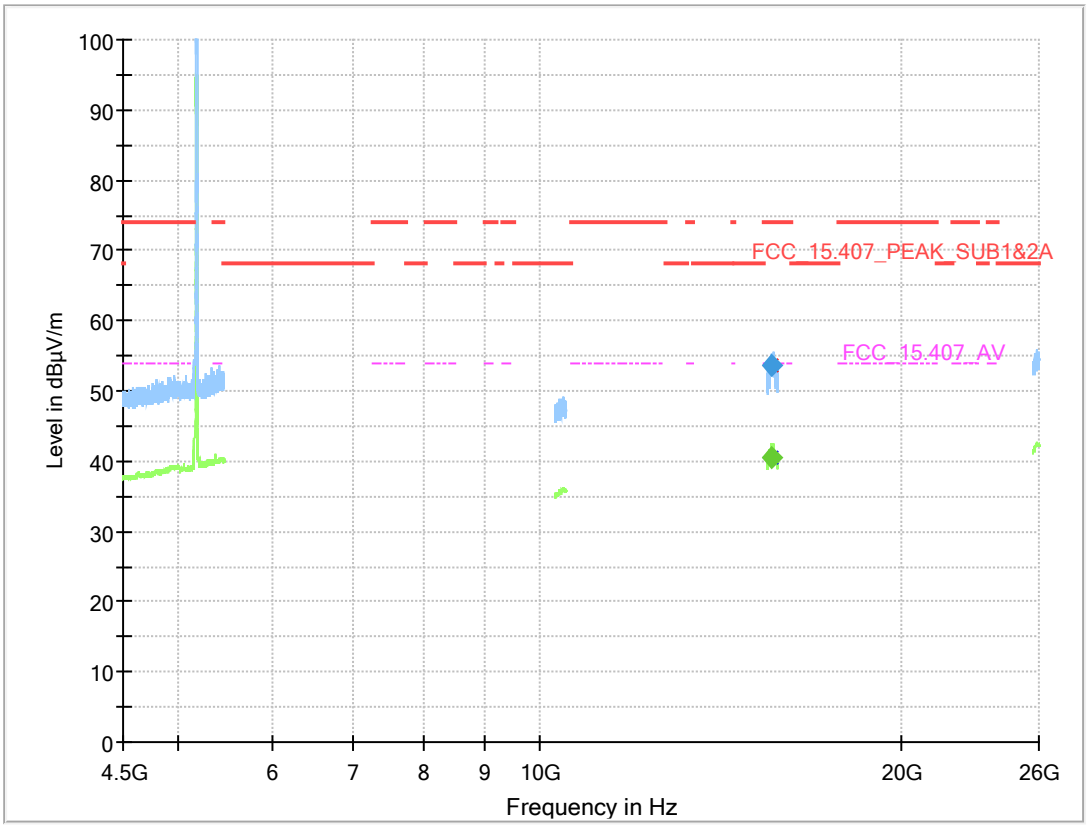

Comment: A detailed plot for the emission at the band edge can be found in chapter 5.7

Final_Result

Frequency (MHz)	MaxPeak (dBµV/m)	CAverage (dBµV/m)	Limit (dBµV/m)	Margin (dB)	Meas. Time (ms)	Bandwidth (kHz)	Height (cm)	Pol	Azimuth (deg)	Elevation (deg)	Corr. (dB/m)
15598.731	53.6	---	74.00	20.37	1000.0	1000.000	150.0	V	8.0	-1.0	-2.3
15600.000	---	40.6	54.00	13.41	1000.0	1000.000	150.0	V	133.0	78.0	-2.3

Radio Technology = WLAN a,
Operating Frequency = low, Measurement range = 1GHz - 26GHz, Subband = U-NII-3
(S03_AJ01)

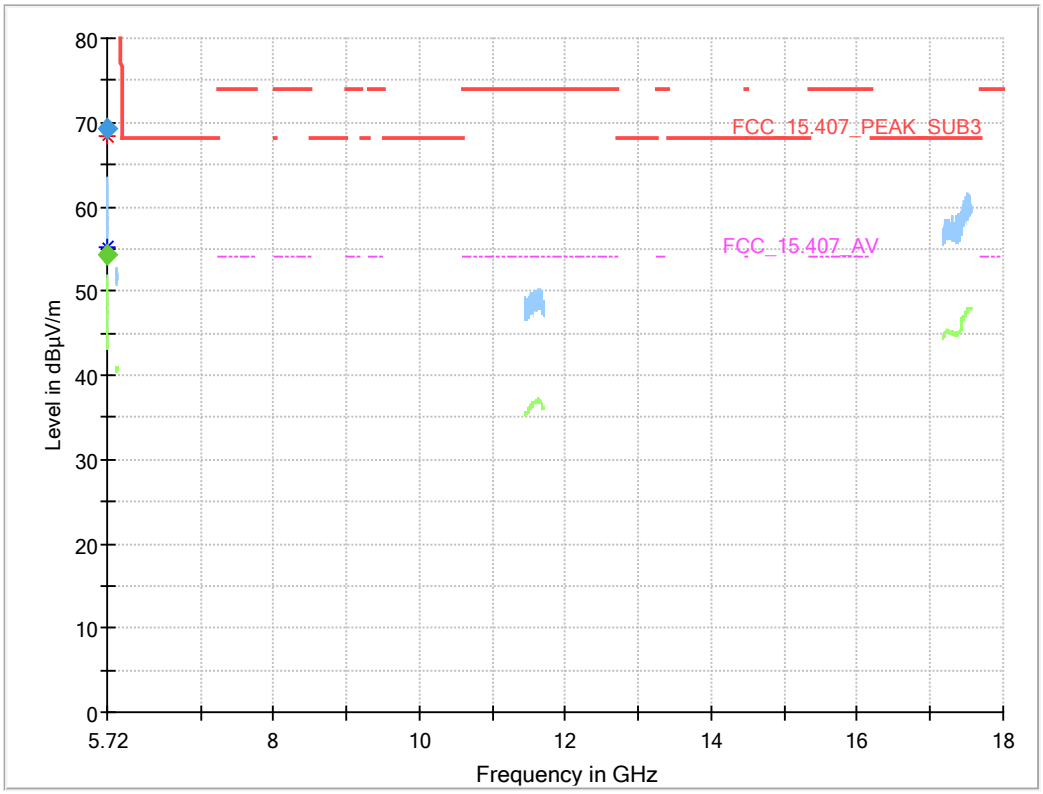

Final_Result

Frequency (MHz)	MaxPeak (dBµV/m)	CAverage (dBµV/m)	Limit (dBµV/m)	Margin (dB)	Meas. Time (ms)	Band width (kHz)	Height (cm)	Pol	Azimuth (deg)	Elevation (deg)	Corr. (dB/m)
5724.900	69.2	---	121.97	52.78	1000.0	1000.0	150.0	V	-10.0	88.0	14.3
5724.900	---	54.3	---	---	1000.0	1000.0	150.0	V	-4.0	83.0	14.3

Radio Technology = WLAN a,
Operating Frequency = mid, Measurement range = 1GHz - 26GHz, Subband = U-NII-1
(S03_AJ01)

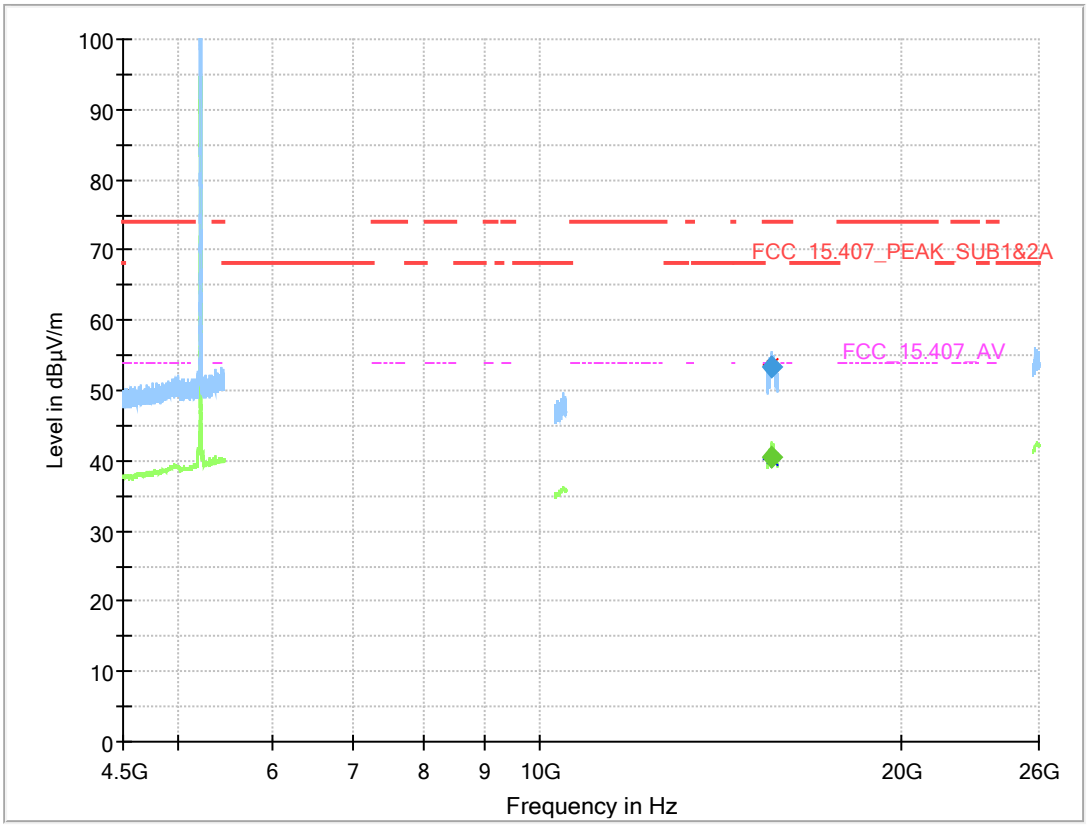

Comment: A detailed plot for the emission at the band edge can be found in chapter 5.7

Final_Result

Frequency (MHz)	MaxPeak (dBµV/m)	CAverage (dBµV/m)	Limit (dBµV/m)	Margin (dB)	Meas. Time (ms)	Bandwidth (kHz)	Height (cm)	Pol	Azimuth (deg)	Elevation (deg)	Corr. (dB/m)
15595.038	53.3	---	74.00	20.71	1000.0	1000.000	150.0	V	101.0	12.0	-2.4
15599.308	---	40.4	54.00	13.60	1000.0	1000.000	150.0	V	95.0	15.0	-2.3

Radio Technology = WLAN a,
Operating Frequency = mid, Measurement range = 1GHz - 26GHz, Subband = U-NII-3
(S03_AJ01)

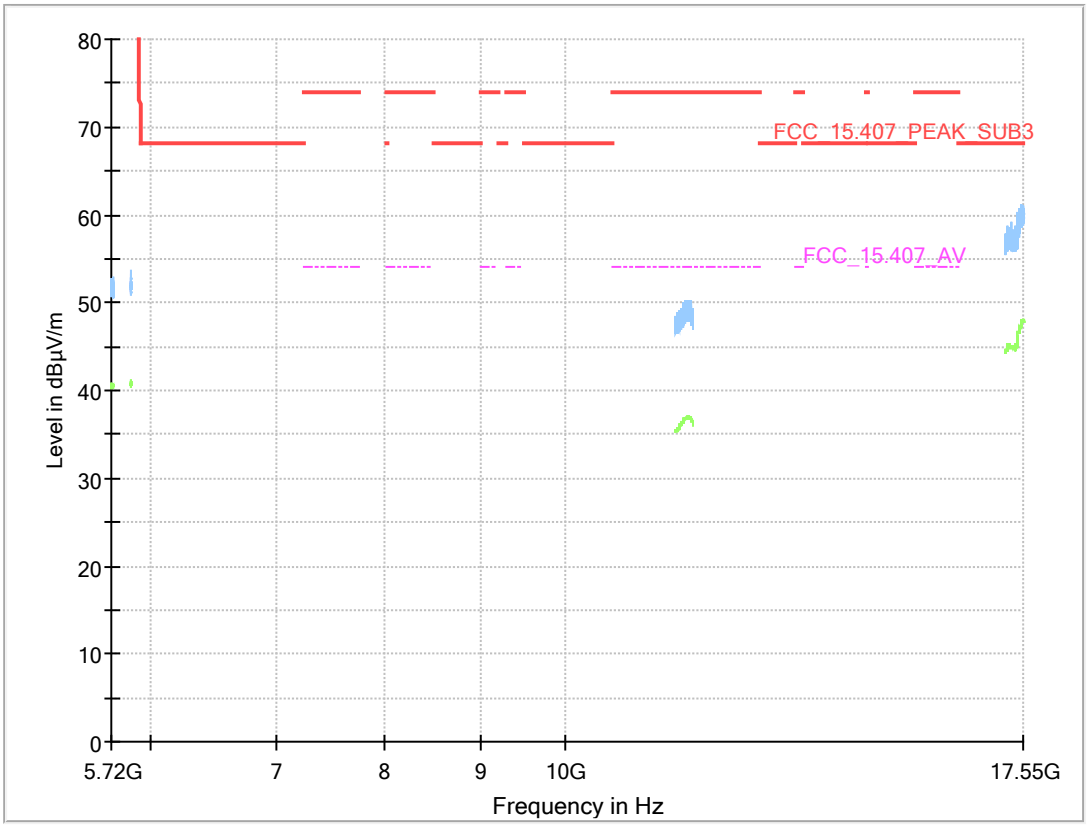

Final_Result

Frequency (MHz)	MaxPeak (dBµV/m)	CAverage (dBµV/m)	Limit (dBµV/m)	Margin (dB)	Meas. Time (ms)	Bandwidth (kHz)	Height (cm)	Pol	Azimuth (deg)	Elevation (deg)	Corr. (dB/m)
---	---	---	---	---	---	---	---		---	---	---

Radio Technology = WLAN a, DIVERSITY,
Operating Frequency = high, Measurement range = 1GHz - 26GHz, Subband = U-NII-1
(S05_AJ01)

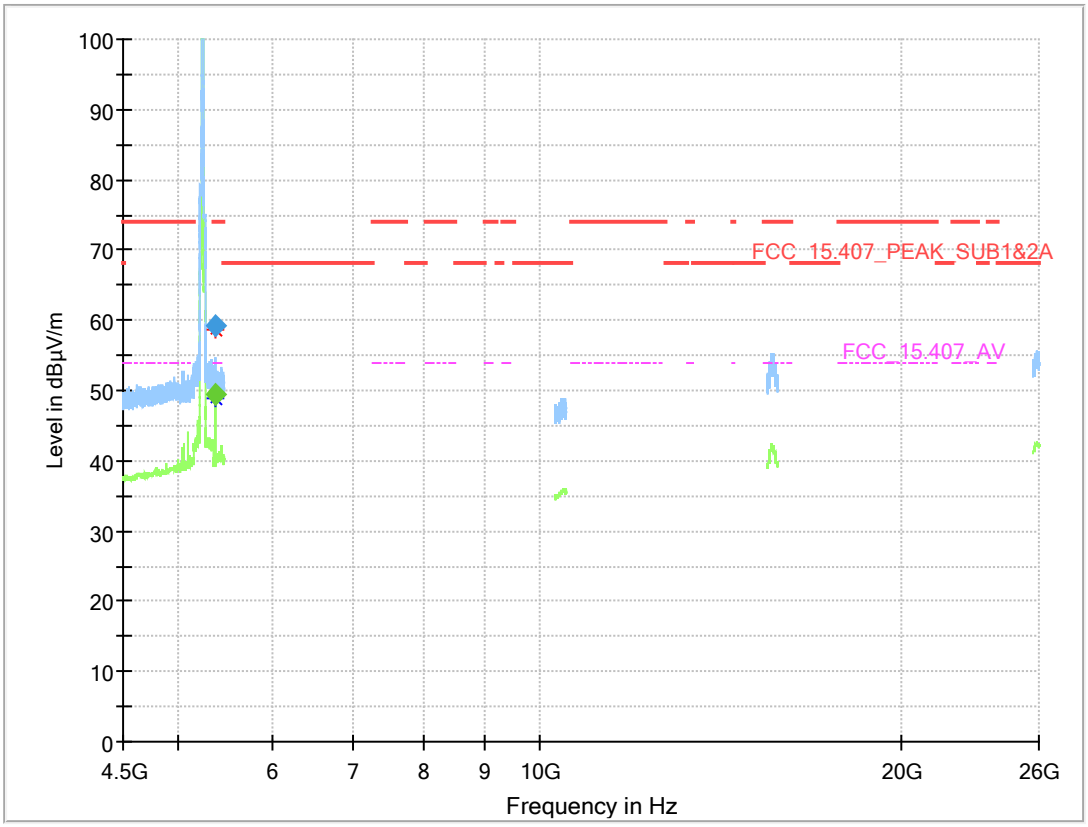

Comment: A detailed plot for the emission at the band edge can be found in chapter 5.7

Final_Result

Frequency (MHz)	MaxPeak (dBµV/m)	CAverage (dBµV/m)	Limit (dBµV/m)	Margin (dB)	Meas. Time (ms)	Bandwidth (kHz)	Height (cm)	Pol	Azimuth (deg)	Elevation (deg)	Corr. (dB/m)
5375.960	---	49.5	54.00	4.46	1000.0	1000.000	150.0	V	2.0	88.0	13.8
5375.960	59.2	---	74.00	14.79	1000.0	1000.000	150.0	V	2.0	88.0	13.8