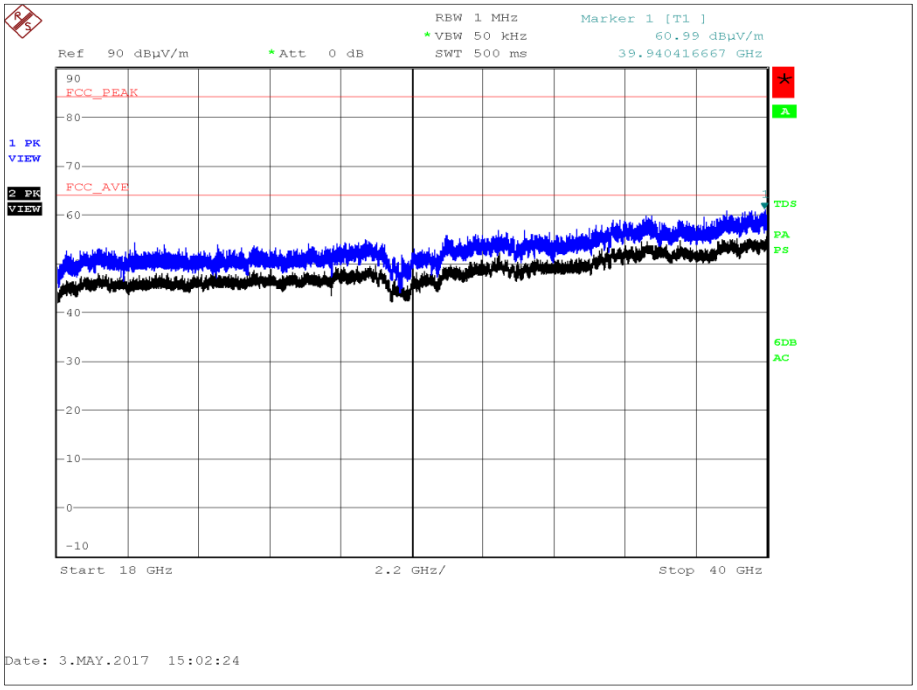


**Figure 365 - U-NII 1 - 5200 MHz - 18 GHz to 40 GHz - Horizontal and Vertical**

| Frequency (MHz) | QP Level (dBuV/m) | QP Limit (dBuV/m) | QP Margin (dBuV/m) | Angle(Deg) | Height(m) | Polarity |
|---|---|---|---|---|---|---|
| 30.454 | 30.2 | 40.0 | -9.8 | 30 | 1.00 | Vertical |
| 37.500 | 27.1 | 40.0 | -12.9 | 129 | 1.00 | Vertical |
| 608.000 | 38.9 | 46.0 | -7.1 | 99 | 1.17 | Vertical |
| 612.779 | 44.1 | 46.0 | -1.9 | 83 | 1.00 | Vertical |
| 614.000 | 43.8 | 46.0 | -2.2 | 210 | 1.00 | Vertical |
| 960.000 | 34.0 | 46.0 | -12.0 | 294 | 1.00 | Vertical |

**Table 257 - U-NII 1 - 5240 MHz - 30 MHz to 1 GHz**

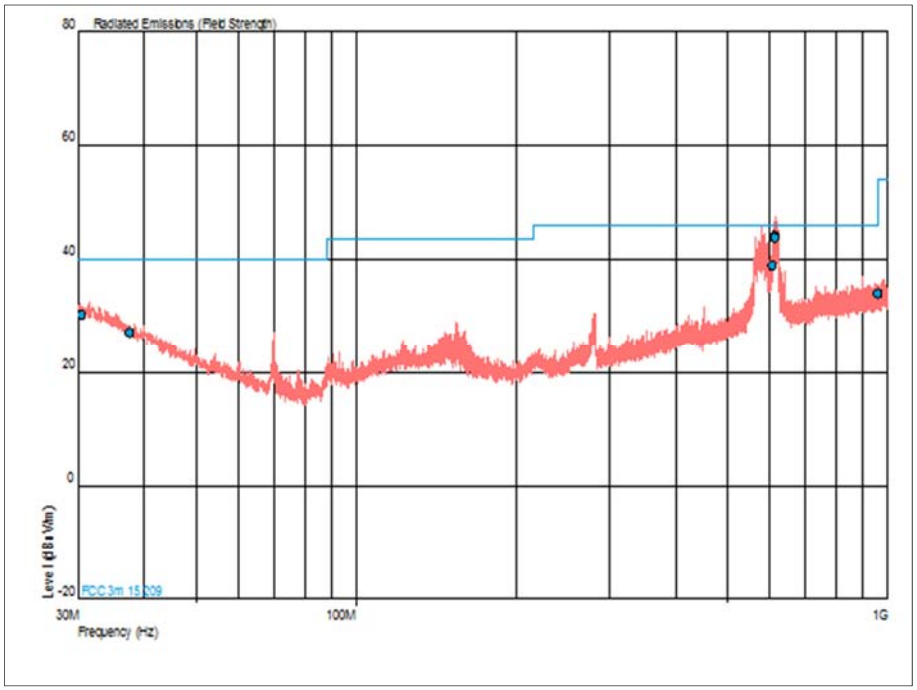


**Figure 366 - U-NII 1 - 5240 MHz - 30 MHz to 1 GHz - Horizontal and Vertical**

| Frequency (GHz) | Result (µV/m) | | Limit (µV/m) | | Margin (µV/m) | |
|---|---|---|---|---|---|---|
| | Peak | Average | Peak | Average | Peak | Average |
| 5.439990 | 1031.57 | 390.84 | 5000.00 | 500.00 | 3968.43 | 109.16 |

**Table 258 - U-NII 1 - 5240 MHz - 1 GHz to 40 GHz**

No other emissions were detected within 10 dB of the limit.

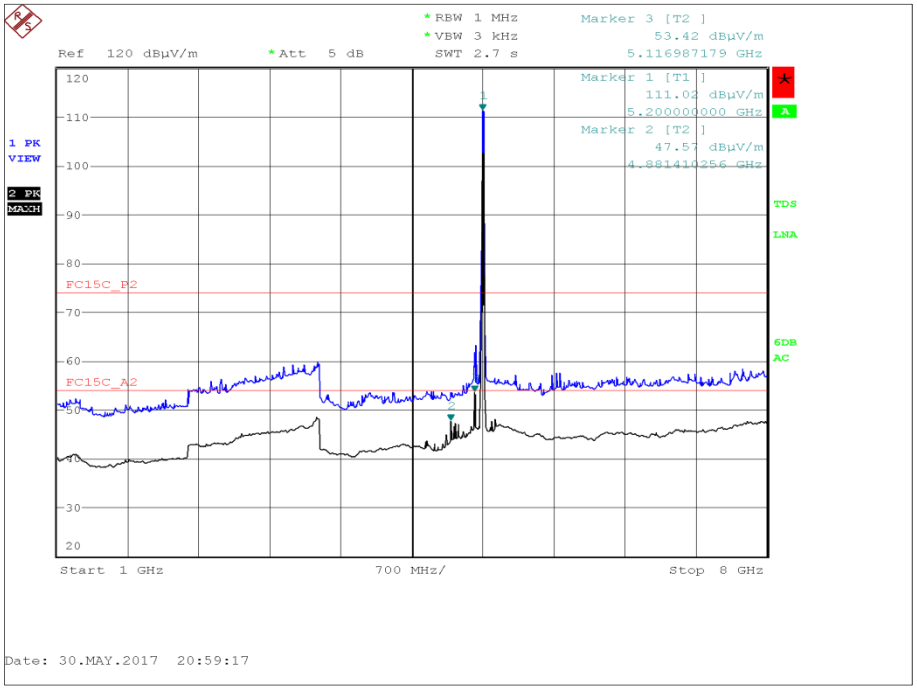


**Figure 367 - U-NII 1 - 5240 MHz - 1 GHz to 8 GHz - Horizontal and Vertical**

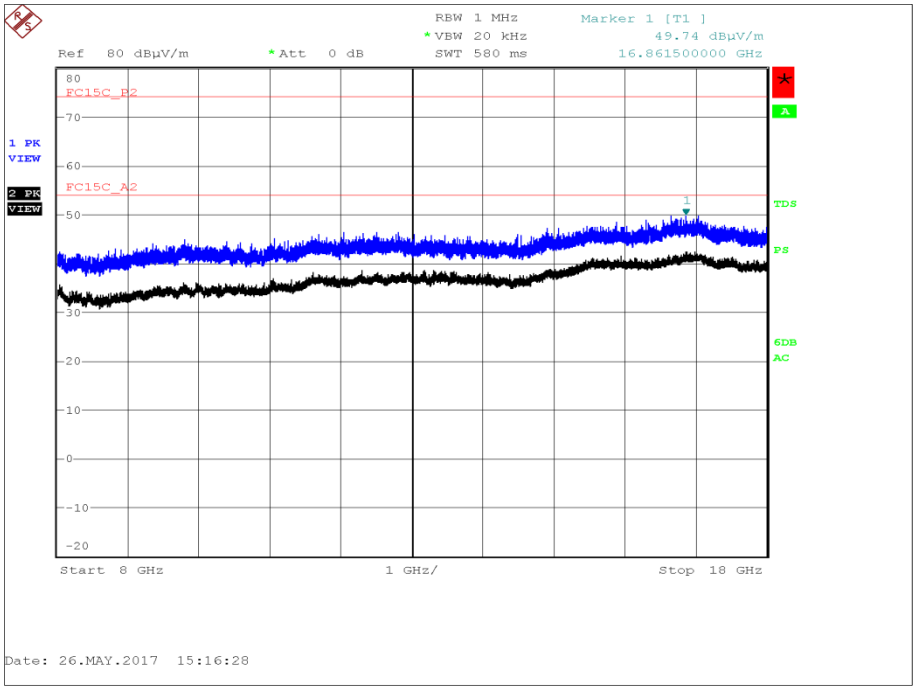


**Figure 368 - U-NII 1 - 5240 MHz - 8 GHz to 18 GHz - Horizontal and Vertical**

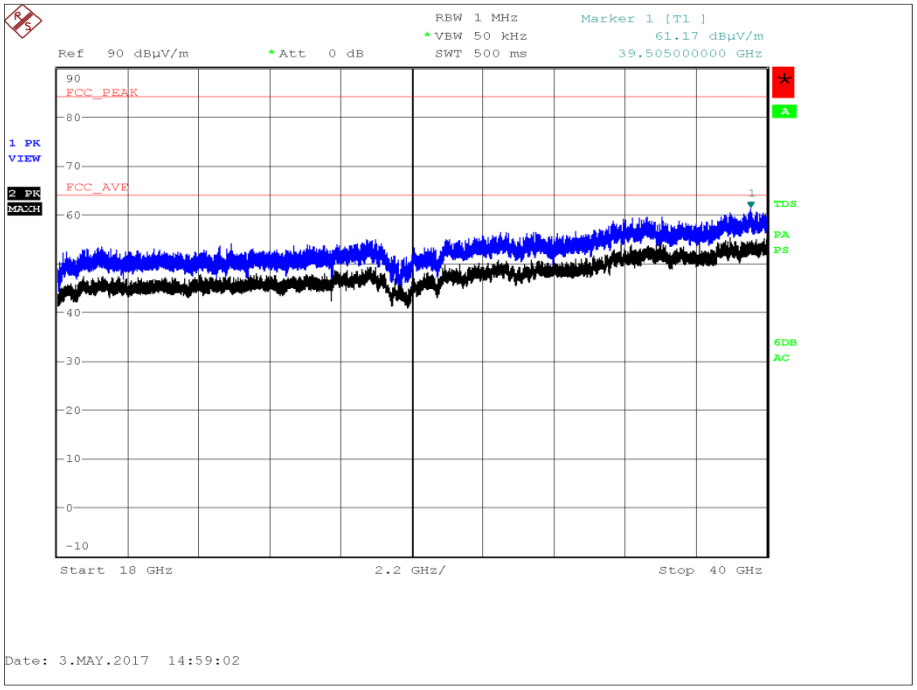


**Figure 369 - U-NII 1 - 5240 MHz - 18 GHz to 40 GHz - Horizontal and Vertical**

| Frequency (MHz) | QP Level (dBuV/m) | QP Limit (dBuV/m) | QP Margin (dBuV/m) | Angle(Deg) | Height(m) | Polarity |
|---|---|---|---|---|---|---|
| 30.247 | 30.5 | 40.0 | -9.5 | 212 | 1.00 | Vertical |
| 37.500 | 27.0 | 40.0 | -13.0 | 174 | 1.00 | Vertical |
| 608.000 | 37.7 | 46.0 | -8.3 | 87 | 1.18 | Vertical |
| 612.875 | 44.0 | 46.0 | -2.0 | 216 | 1.00 | Vertical |
| 614.000 | 44.7 | 46.0 | -1.3 | 207 | 1.18 | Vertical |
| 960.000 | 34.0 | 46.0 | -12.0 | 221 | 1.00 | Vertical |

**Table 259 - U-NII 2a - 5260 MHz - 30 MHz to 1 GHz**

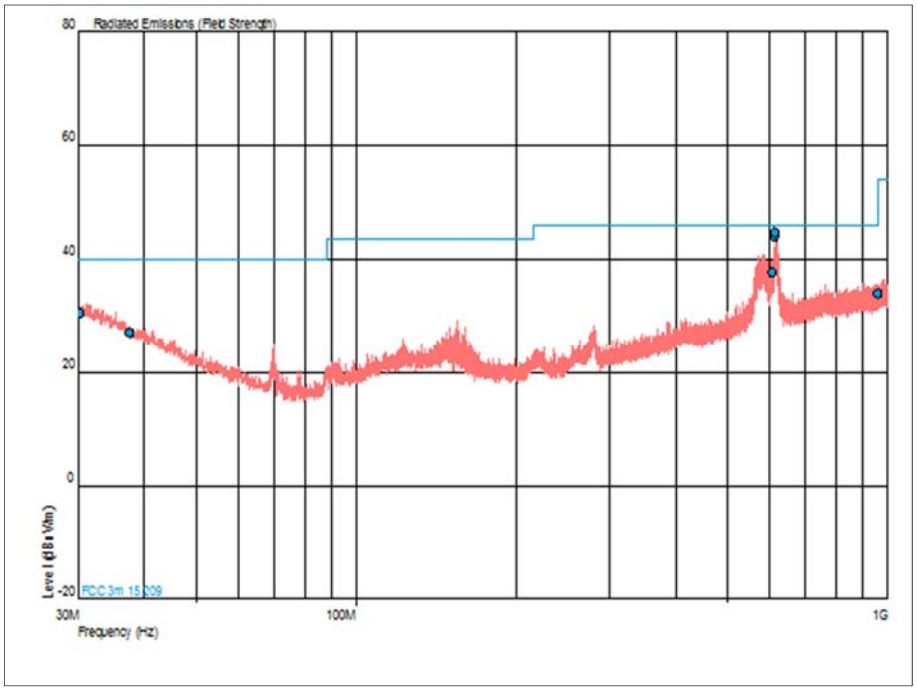


**Figure 370 - U-NII 2a - 5260 MHz - 30 MHz to 1 GHz - Horizontal and Vertical**

| Frequency (GHz) | Result (µV/m) | | Limit (µV/m) | | Margin (µV/m) | |
|---|---|---|---|---|---|---|
| | Peak | Average | Peak | Average | Peak | Average |
| 5.103987 | 1043.52 | 362.24 | 5000.00 | 500.00 | 3958.48 | 137.76 |

**Table 260 - U-NII 2a - 5260 - 1 GHz to 40 GHz - Emissions Results**

No other emissions were detected within 10 dB of the limit.

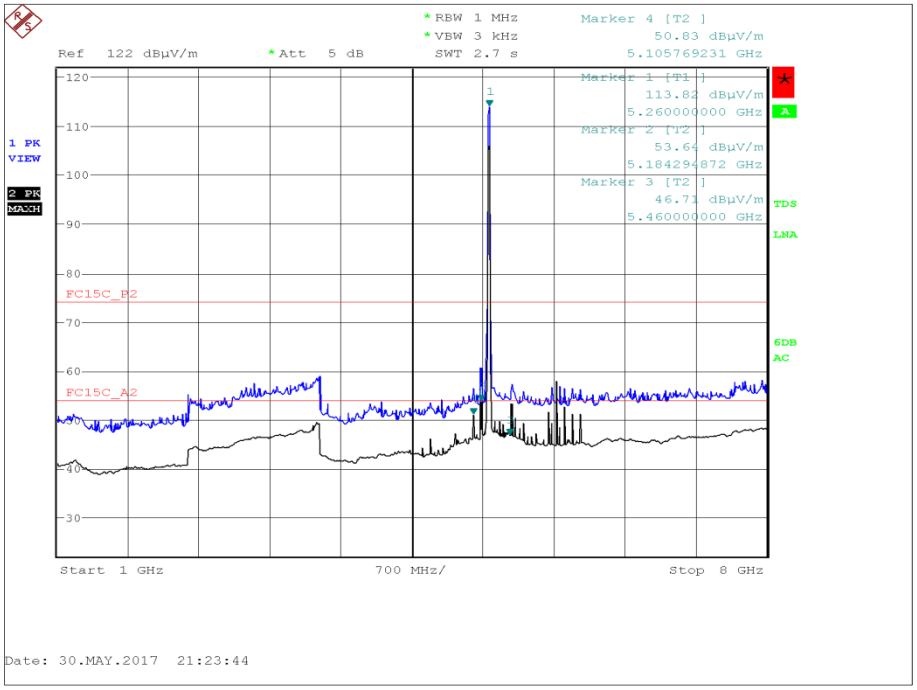


**Figure 371 - U-NII 2a - 5260 MHz - 1 GHz to 8 GHz - Horizontal and Vertical**

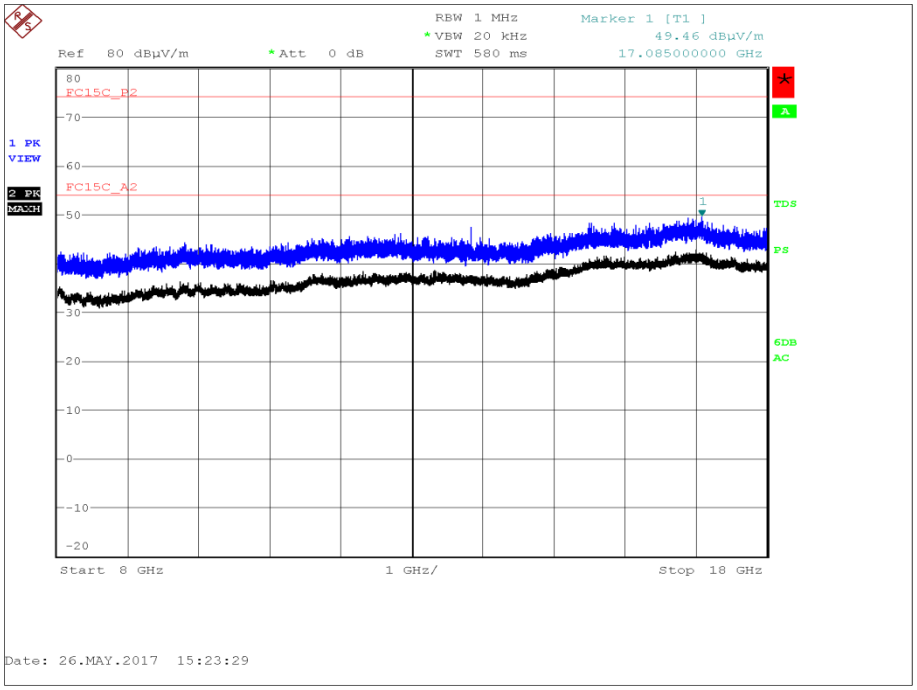


**Figure 372 - U-NII 2a - 5260 MHz - 8 GHz to 18 GHz - Horizontal and Vertical**

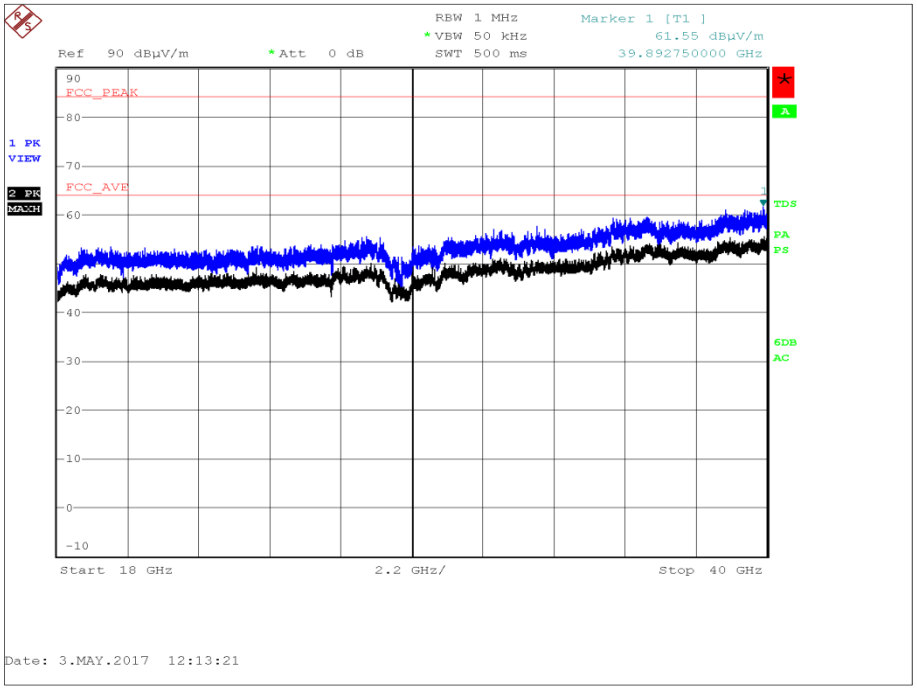


**Figure 373 - U-NII 2a - 5260 MHz - 18 GHz to 40 GHz - Horizontal and Vertical**

| Frequency (MHz) | QP Level (dBuV/m) | QP Limit (dBuV/m) | QP Margin (dBuV/m) | Angle(Deg) | Height(m) | Polarity |
|---|---|---|---|---|---|---|
| 37.500 | 27.1 | 40.0 | -12.9 | 241 | 2.51 | Vertical |
| 281.187 | 28.6 | 46.0 | -17.4 | 4 | 1.00 | Vertical |
| 608.000 | 39.0 | 46.0 | -7.0 | 218 | 1.00 | Vertical |
| 612.606 | 44.3 | 46.0 | -1.7 | 201 | 1.00 | Vertical |
| 614.000 | 43.8 | 46.0 | -2.2 | 202 | 1.00 | Vertical |
| 960.000 | 33.9 | 46.0 | -12.1 | 210 | 1.00 | Vertical |

**Table 261 - U-NII 2a - 5300 MHz - 30 MHz to 1 GHz**

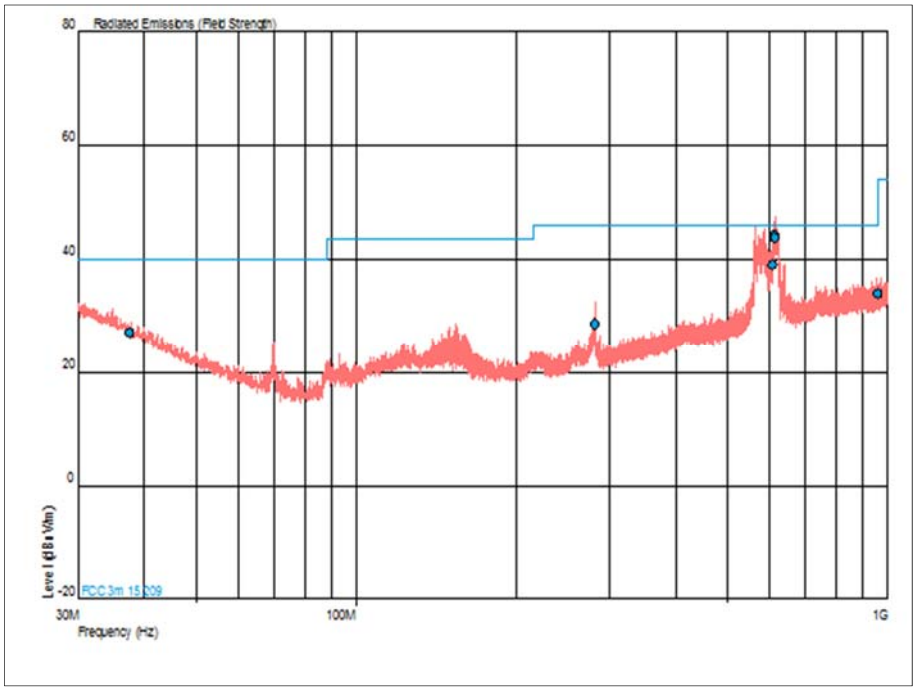


**Figure 374 - U-NII 2a - 5300 MHz - 30 MHz to 1 GHz - Horizontal and Vertical**

| Frequency (GHz) | Result (µV/m) | | Limit (µV/m) | | Margin (µV/m) | |
|---|---|---|---|---|---|---|
| | Peak | Average | Peak | Average | Peak | Average |
| 5.360004 | 921.51 | 271.96 | 5000.00 | 500.00 | 4078.49 | 228.04 |
| 5.400027 | 918.33 | 306.55 | 5000.00 | 500.00 | 4081.67 | 193.45 |

**Table 262 - U-NII 2a - 5300 MHz - 1 GHz to 40 GHz**

No other emissions were detected within 10 dB of the limit.

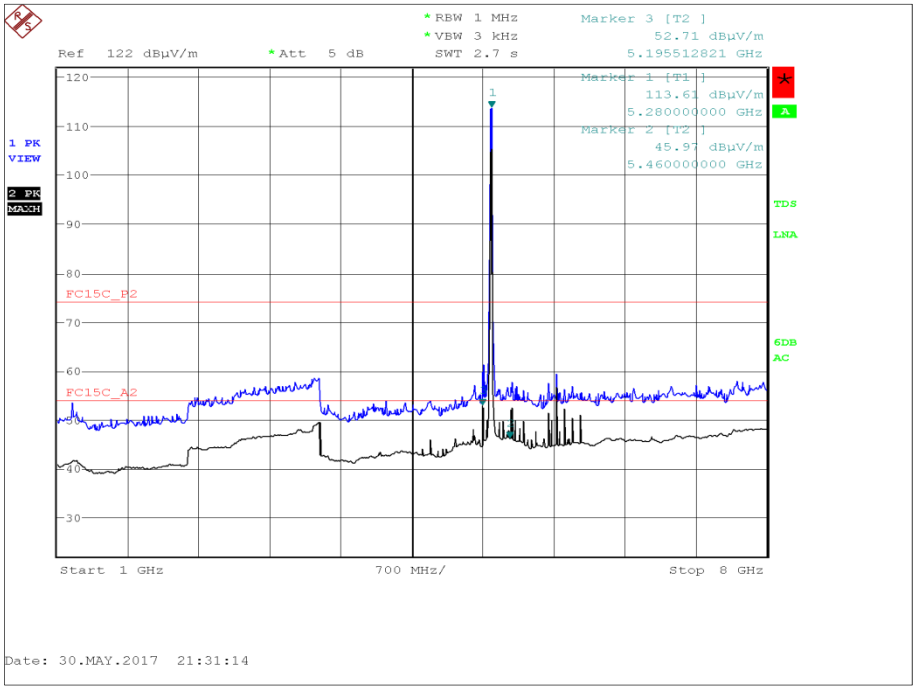


**Figure 375 - U-NII 2a - 5300 MHz - 1 GHz to 8 GHz - Horizontal and Vertical**

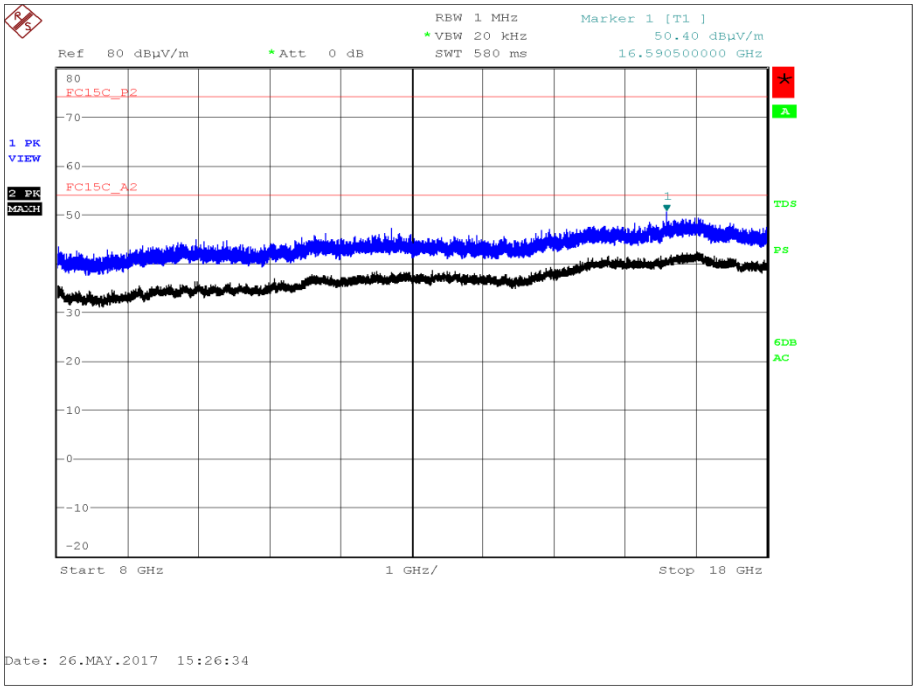


**Figure 376 - U-NII 2a - 5300 MHz - 8 GHz to 18 GHz - Horizontal and Vertical**

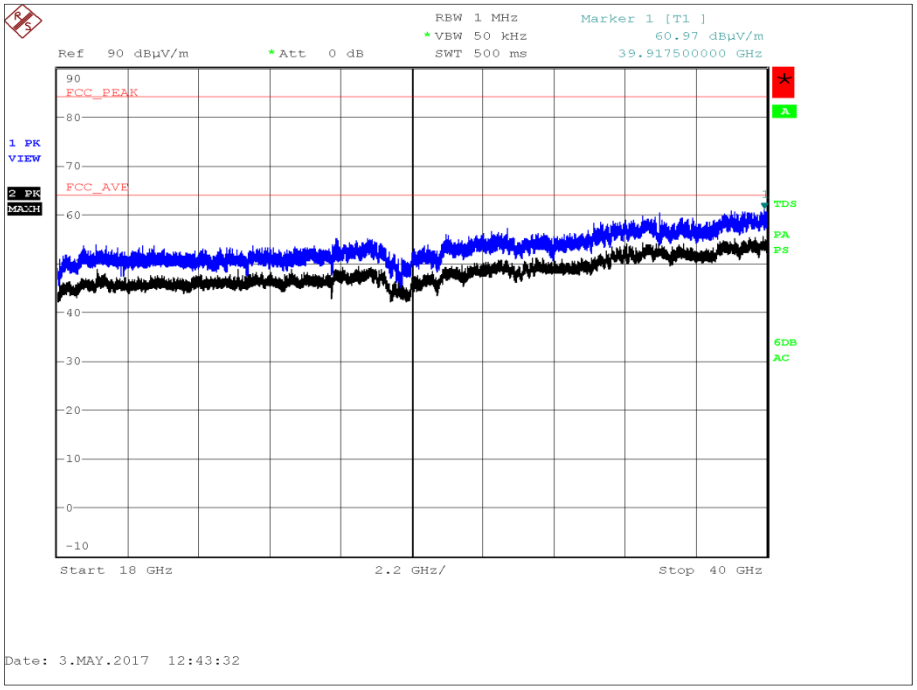


**Figure 377 - U-NII 2a - 5300 MHz - 18 GHz to 40 GHz - Horizontal and Vertical**

| Frequency (MHz) | QP Level (dBuV/m) | QP Limit (dBuV/m) | QP Margin (dBuV/m) | Angle(Deg) | Height(m) | Polarity |
|---|---|---|---|---|---|---|
| 30.509 | 30.2 | 40.0 | -9.8 | 65 | 3.70 | Vertical |
| 37.500 | 27.1 | 40.0 | -12.9 | 73 | 2.53 | Vertical |
| 608.000 | 39.3 | 46.0 | -6.7 | 83 | 1.00 | Vertical |
| 613.010 | 42.6 | 46.0 | -3.4 | 339 | 1.00 | Vertical |
| 614.000 | 42.7 | 46.0 | -3.3 | 98 | 1.00 | Vertical |
| 960.000 | 33.9 | 46.0 | -12.1 | 229 | 1.00 | Vertical |

**Table 263 - U-NII 2a - 5320 MHz - 30 MHz to 1 GHz**

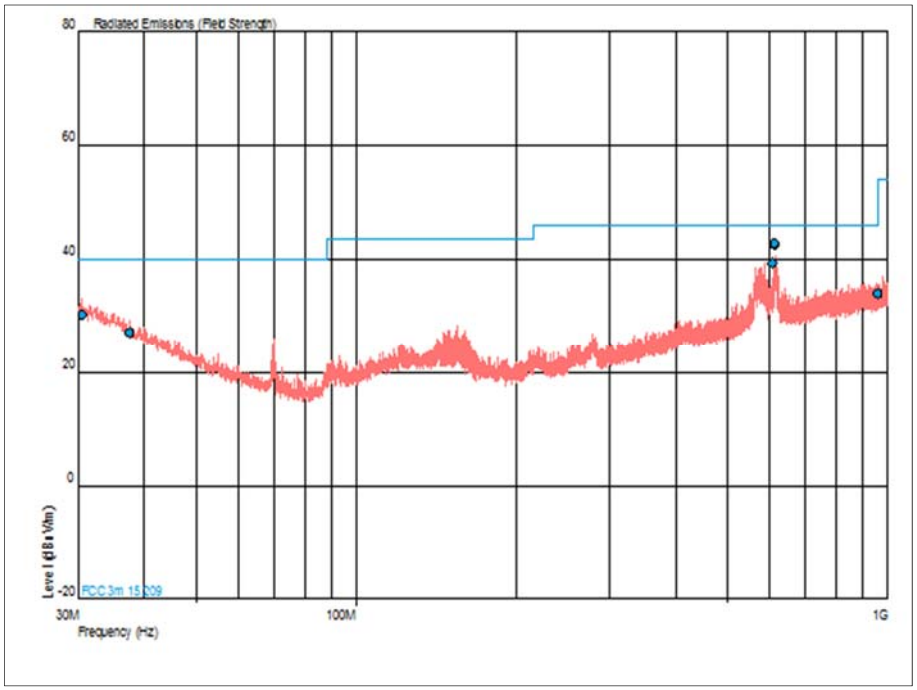


**Figure 378 - U-NII 2a - 5320 MHz - 30 MHz to 1 GHz - Horizontal and Vertical**

| Frequency (GHz) | Result (µV/m) | | Limit (µV/m) | | Margin (µV/m) | |
|---|---|---|---|---|---|---|
| | Peak | Average | Peak | Average | Peak | Average |
| 5.244647 | 1669.17 | 453.42 | 5000.00 | 500.00 | 3330.83 | 46.58 |

**Table 264 - U-NII 2a - 5320 MHz - 1 GHz to 40 GHz**

No other emissions were detected within 10 dB of the limit.

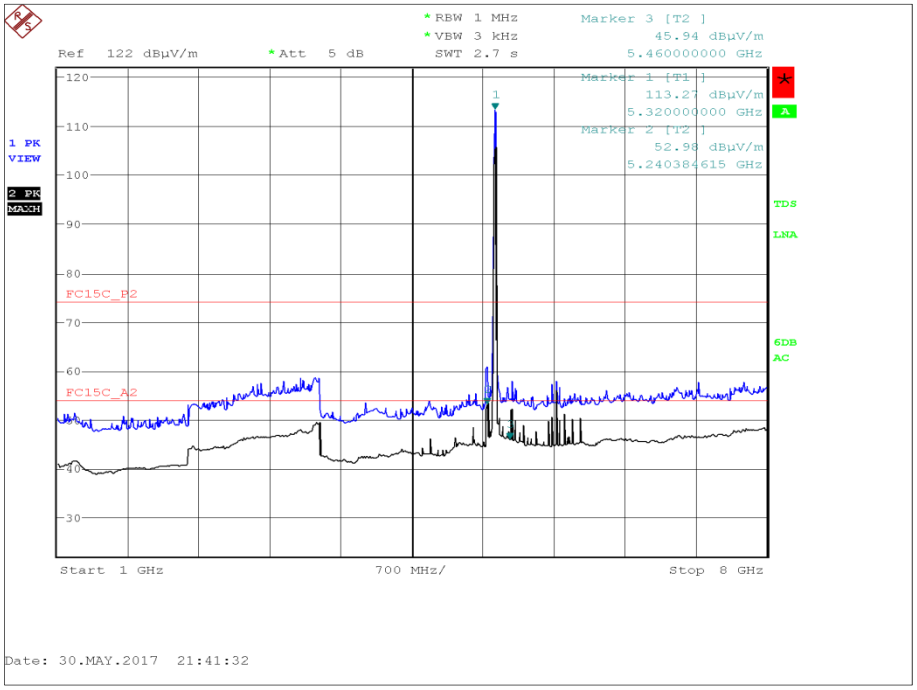


**Figure 379 - U-NII 2a - 5320 MHz - 1 GHz to 8 GHz - Horizontal and Vertical**

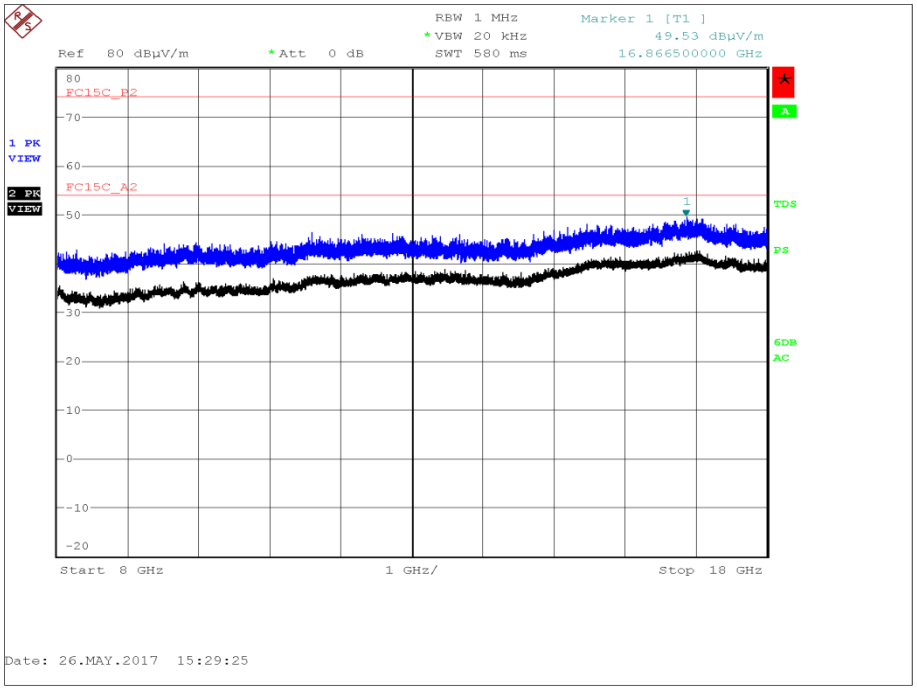


**Figure 380 - U-NII 2a - 5320 MHz - 8 GHz to 18 GHz - Horizontal and Vertical**

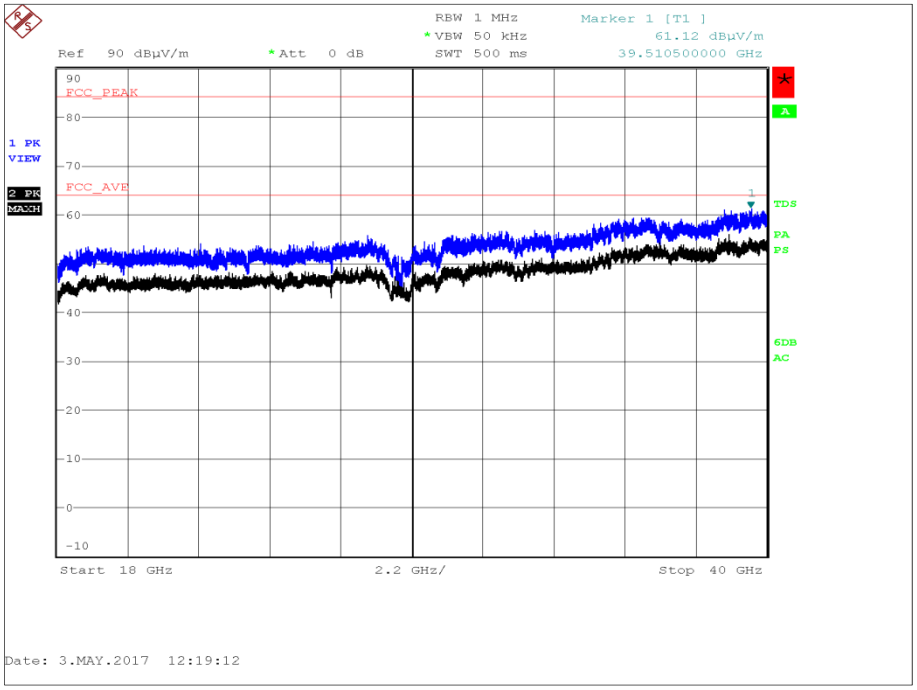


**Figure 381 - U-NII 2a - 5320 MHz - 18 GHz to 40 GHz - Horizontal and Vertical**

| Frequency (MHz) | QP Level (dBuV/m) | QP Limit (dBuV/m) | QP Margin (dBuV/m) | Angle(Deg) | Height(m) | Polarity |
|---|---|---|---|---|---|---|
| 37.500 | 27.1 | 40.0 | -12.9 | 124 | 1.00 | Vertical |
| 281.331 | 28.8 | 46.0 | -17.2 | 7 | 1.00 | Vertical |
| 608.000 | 38.6 | 46.0 | -7.4 | 86 | 1.00 | Vertical |
| 612.663 | 44.0 | 46.0 | -2.0 | 81 | 1.00 | Vertical |
| 614.000 | 44.1 | 46.0 | -1.9 | 209 | 1.00 | Vertical |
| 960.000 | 34.0 | 46.0 | -12.0 | 252 | 1.37 | Vertical |

**Table 265 - U-NII 2c - 5500 MHz - 30 MHz to 1 GHz**

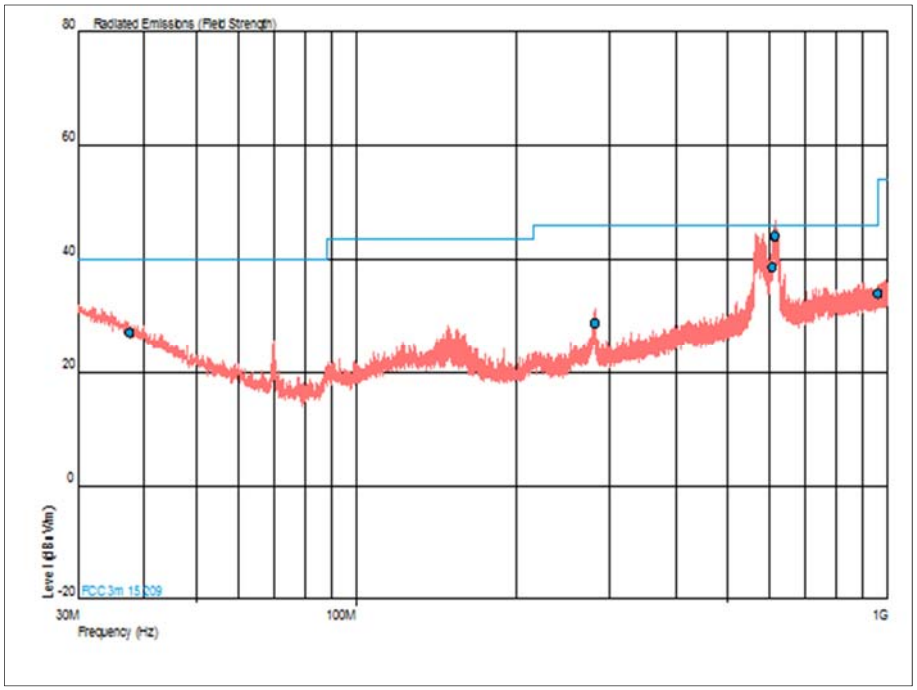


**Figure 382 - U-NII 2c - 5500 MHz - 30 MHz to 1 GHz - Horizontal and Vertical**

| Frequency (GHz) | Result (µV/m) | | Limit (µV/m) | | Margin (µV/m) | |
|---|---|---|---|---|---|---|
| | Peak | Average | Peak | Average | Peak | Average |
| 5.103990 | 970.51 | 341.19 | 5000.00 | 500.00 | 4029.49 | 158.81 |
| 5.425521 | 1657.68 | 491.47 | 5000.00 | 500.00 | 3342.32 | 8.53 |

**Table 266 - U-NII 2c - 5500 MHz - 1 GHz to 40 GHz**

No other emissions were detected within 10 dB of the limit.

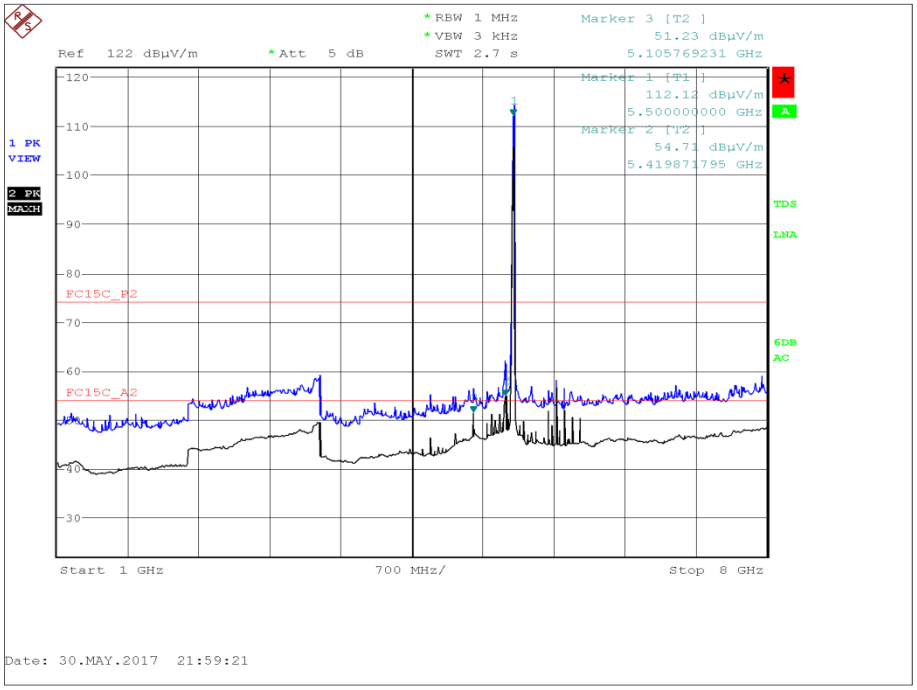


**Figure 383 - U-NII 2c - 5500 MHz - 1 GHz to 8 GHz - Horizontal and Vertical**

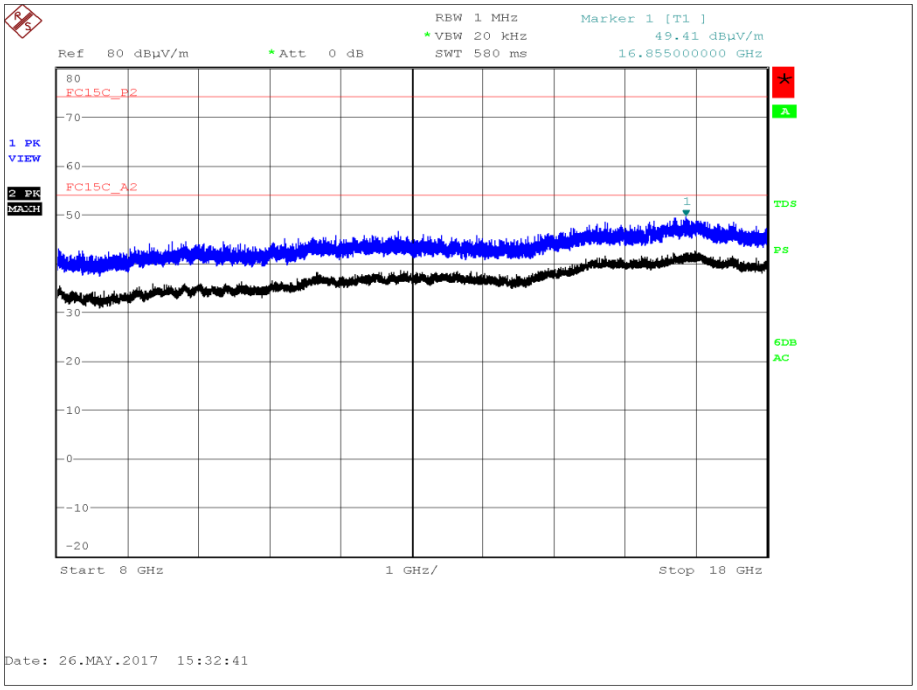


**Figure 384 - U-NII 2c - 5500 MHz - 8 GHz to 18 GHz - Horizontal and Vertical**

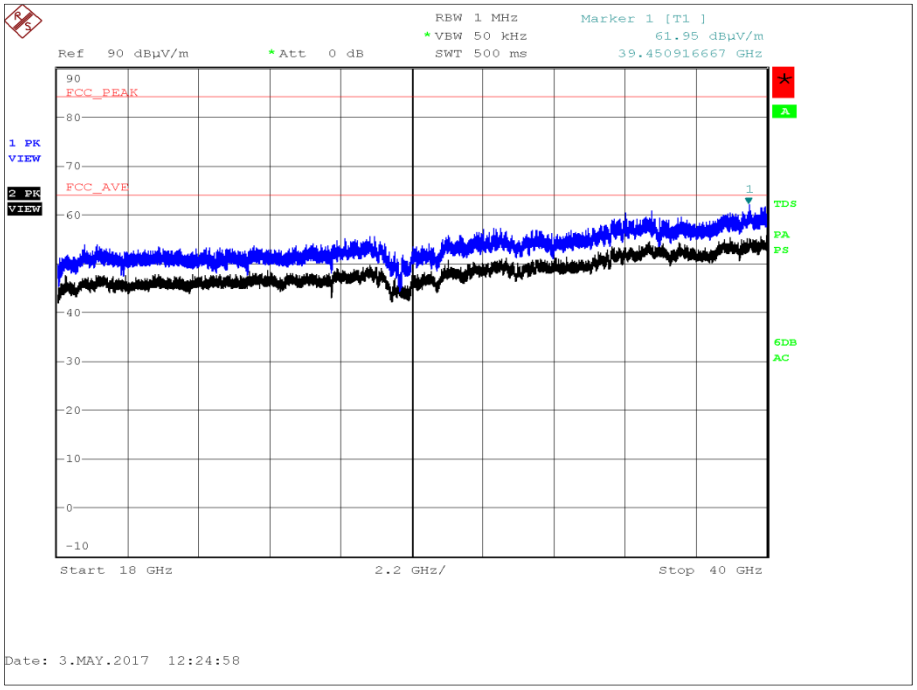


**Figure 385 - U-NII 2c - 5500 MHz - 18 GHz to 40 GHz - Horizontal and Vertical**

| Frequency (MHz) | QP Level (dBuV/m) | QP Limit (dBuV/m) | QP Margin (dBuV/m) | Angle(Deg) | Height(m) | Polarity |
|---|---|---|---|---|---|---|
| 37.500 | 26.9 | 40.0 | -13.1 | 19 | 2.58 | Vertical |
| 281.271 | 28.1 | 46.0 | -17.9 | 38 | 1.00 | Vertical |
| 608.000 | 38.8 | 46.0 | -7.2 | 206 | 1.00 | Vertical |
| 612.875 | 44.0 | 46.0 | -2.0 | 69 | 1.00 | Vertical |
| 614.000 | 43.6 | 46.0 | -2.4 | 210 | 1.28 | Vertical |
| 960.000 | 34.0 | 46.0 | -12.0 | 42 | 1.00 | Vertical |

**Table 267 - U-NII 2c - 5580 MHz - 30 MHz to 1 GHz**

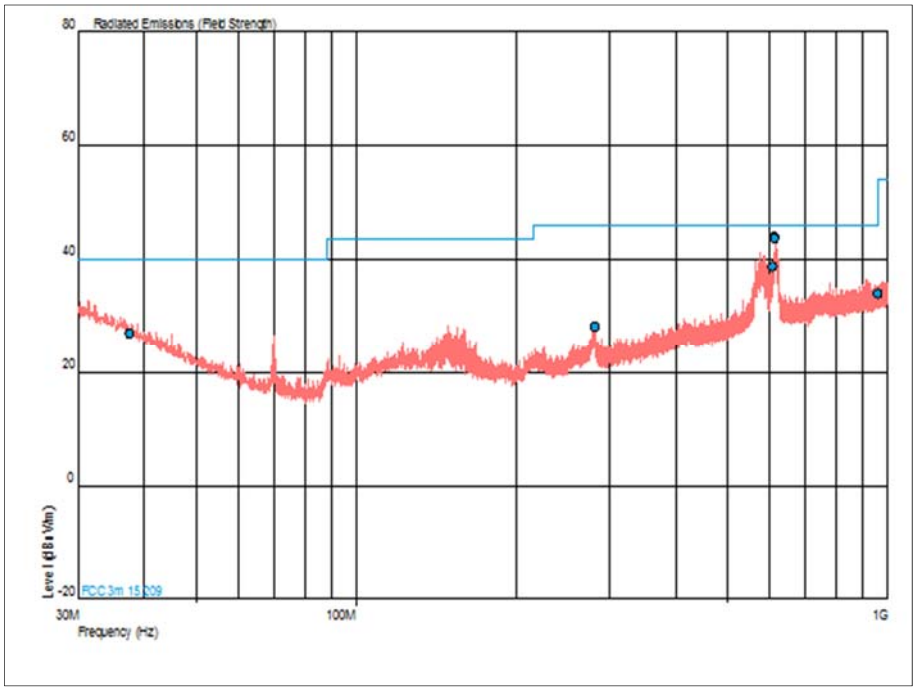


**Figure 386 - U-NII 2c - 5580 MHz - 30 MHz to 1 GHz - Horizontal and Vertical**

| Frequency (GHz) | Result (µV/m) | | Limit (µV/m) | | Margin (µV/m) | |
|---|---|---|---|---|---|---|
| | Peak | Average | Peak | Average | Peak | Average |
| 5.360025 | 1056.82 | 384.59 | 5000.00 | 500.00 | 3943.18 | 115.41 |

**Table 268 - U-NII 2c - 5580 MHz - 1 GHz to 40 GHz**

No other emissions were detected within 10 dB of the limit.

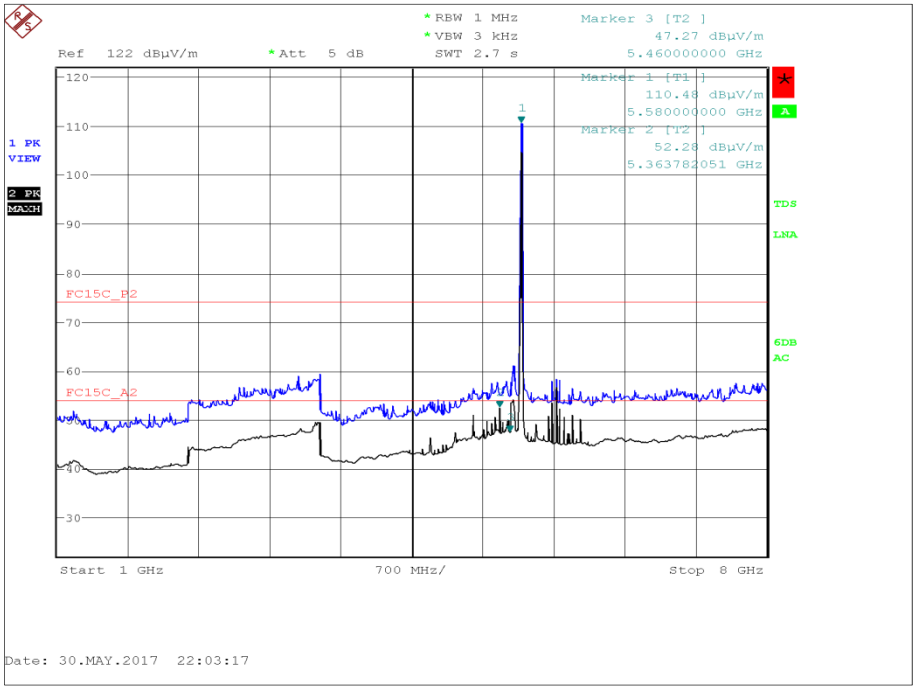


**Figure 387 - U-NII 2c - 5580 MHz - 1 GHz to 8 GHz - Horizontal and Vertical**

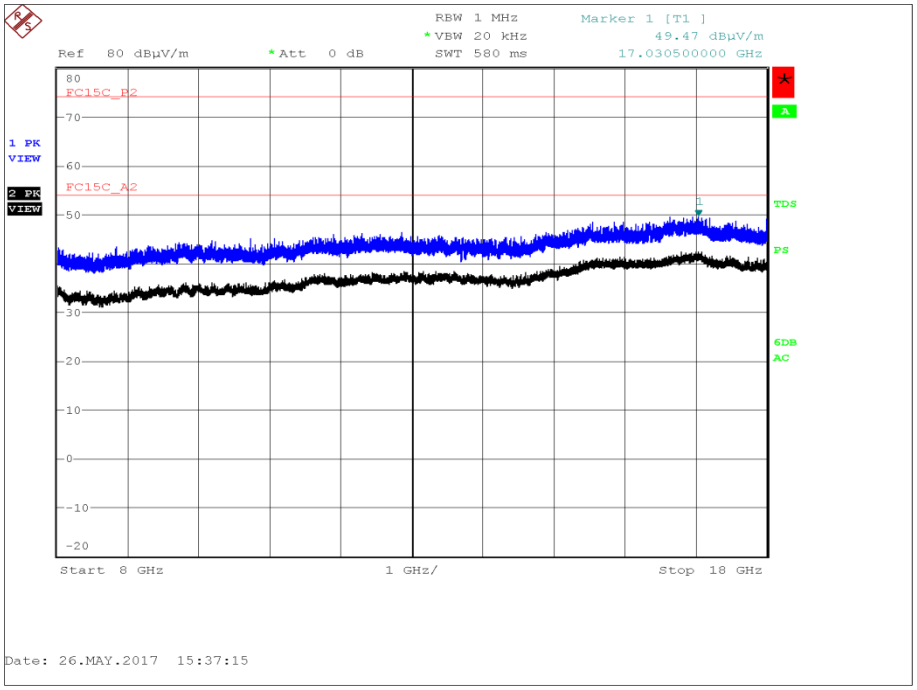


**Figure 388 - U-NII 2c - 5580 MHz - 8 GHz to 18 GHz - Horizontal and Vertical**

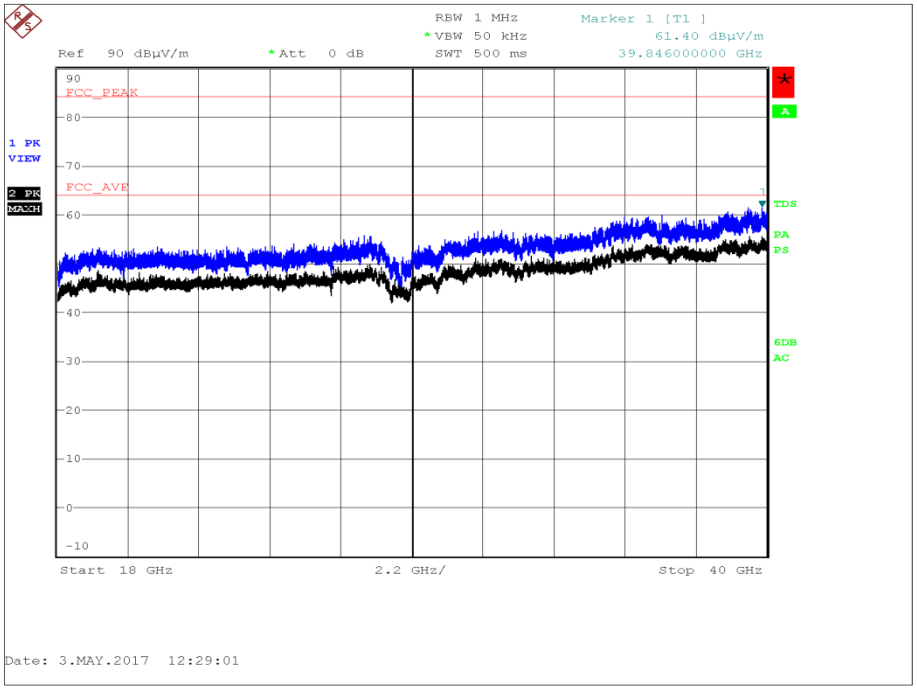


**Figure 389 - U-NII 2c - 5580 MHz - 18 GHz to 40 GHz - Horizontal and Vertical**

| Frequency (MHz) | QP Level (dBuV/m) | QP Limit (dBuV/m) | QP Margin (dBuV/m) | Angle(Deg) | Height(m) | Polarity |
|---|---|---|---|---|---|---|
| 37.500 | 27.2 | 40.0 | -12.8 | 301 | 1.59 | Vertical |
| 281.238 | 28.4 | 46.0 | -17.6 | 13 | 1.00 | Vertical |
| 608.000 | 39.1 | 46.0 | -6.9 | 210 | 1.00 | Vertical |
| 612.817 | 44.7 | 46.0 | -1.3 | 205 | 1.00 | Vertical |
| 614.000 | 43.0 | 46.0 | -3.0 | 103 | 1.00 | Vertical |
| 960.000 | 34.0 | 46.0 | -12.0 | 306 | 1.27 | Vertical |

**Table 269 - U-NII 2c - 5700 MHz - 30 MHz to 1 GHz**

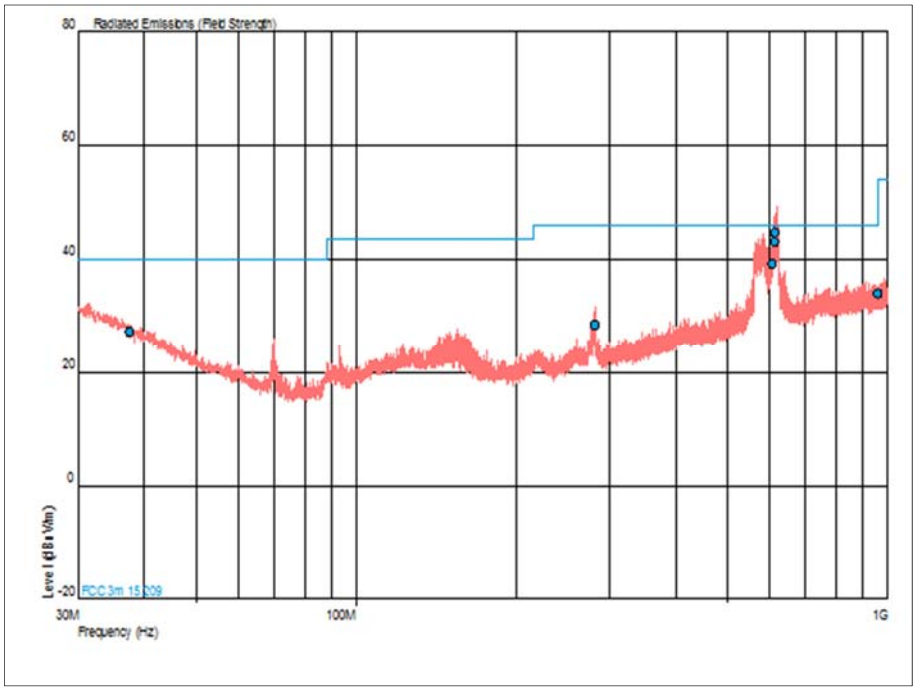


**Figure 390 - U-NII 2c - 5700 MHz - 30 MHz to 1 GHz - Horizontal and Vertical**

| Frequency (GHz) | Result (µV/m) | | Limit (µV/m) | | Margin (µV/m) | |
|---|---|---|---|---|---|---|
| | Peak | Average | Peak | Average | Peak | Average |
| 5.359923 | 1104.08 | 399.48 | 5000.00 | 500.00 | 3895.92 | 100.52 |

**Table 270 - U-NII 2c - 5700 MHz - 1 GHz to 40 GHz**

No other emissions were detected within 10 dB of the limit.

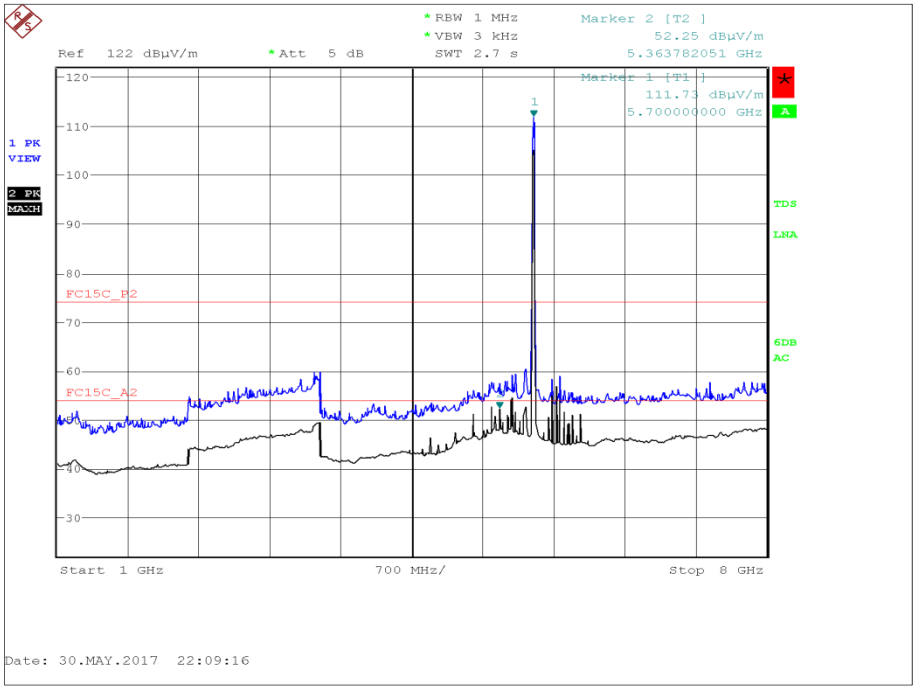


**Figure 391 - U-NII 2c - 5700 MHz - 1 GHz to 8 GHz - Horizontal and Vertical**

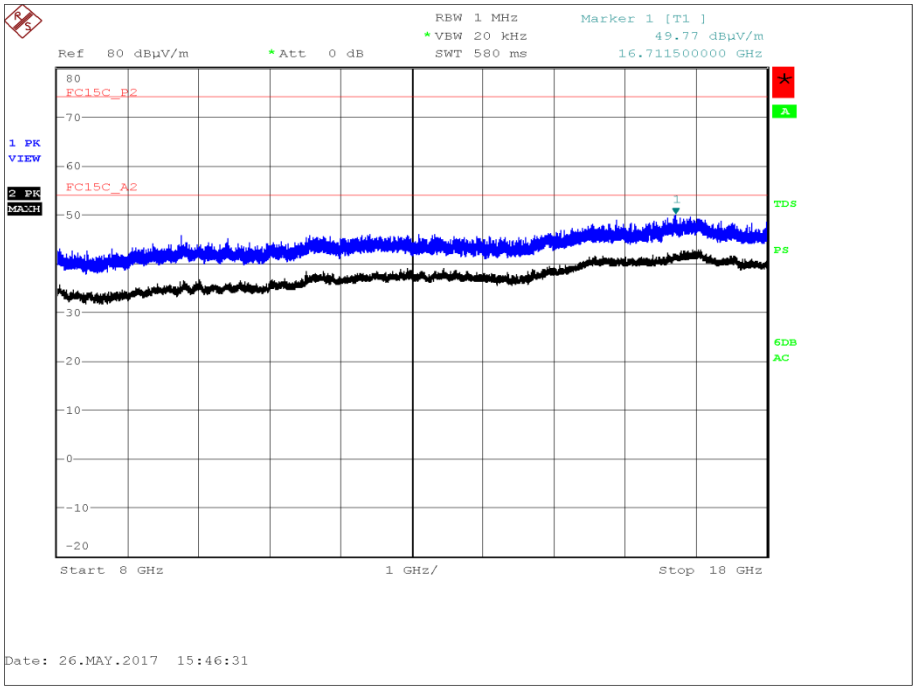


**Figure 392 - U-NII 2c - 5700 MHz - 8 GHz to 18 GHz - Horizontal and Vertical**

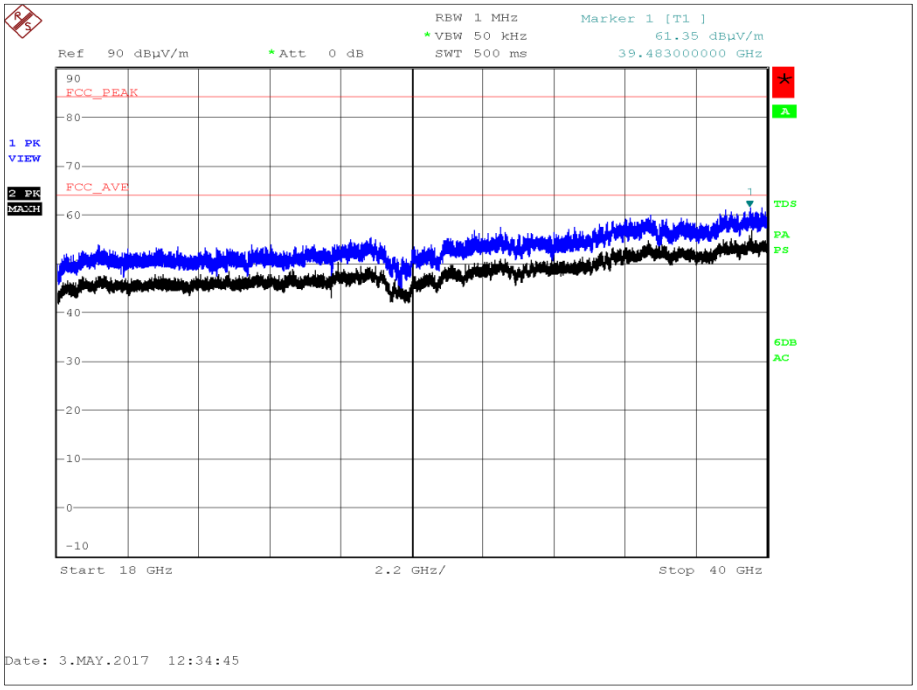


**Figure 393 - U-NII 2c - 5700 MHz - 18 GHz to 40 GHz - Horizontal and Vertical**

| Frequency (MHz) | QP Level (dBuV/m) | QP Limit (dBuV/m) | QP Margin (dBuV/m) | Angle(Deg) | Height(m) | Polarity |
|---|---|---|---|---|---|---|
| 37.500 | 27.1 | 40.0 | -12.9 | 246 | 4.00 | Vertical |
| 281.756 | 28.1 | 46.0 | -17.9 | 0 | 1.00 | Vertical |
| 608.000 | 39.5 | 46.0 | -6.5 | 110 | 1.00 | Vertical |
| 612.452 | 44.5 | 46.0 | -1.5 | 213 | 1.00 | Vertical |
| 614.000 | 43.8 | 46.0 | -2.2 | 202 | 1.00 | Vertical |
| 960.000 | 34.0 | 46.0 | -12.0 | 180 | 4.00 | Vertical |

**Table 271 - U-NII 3 - 5745 MHz - 30 MHz to 1 GHz**

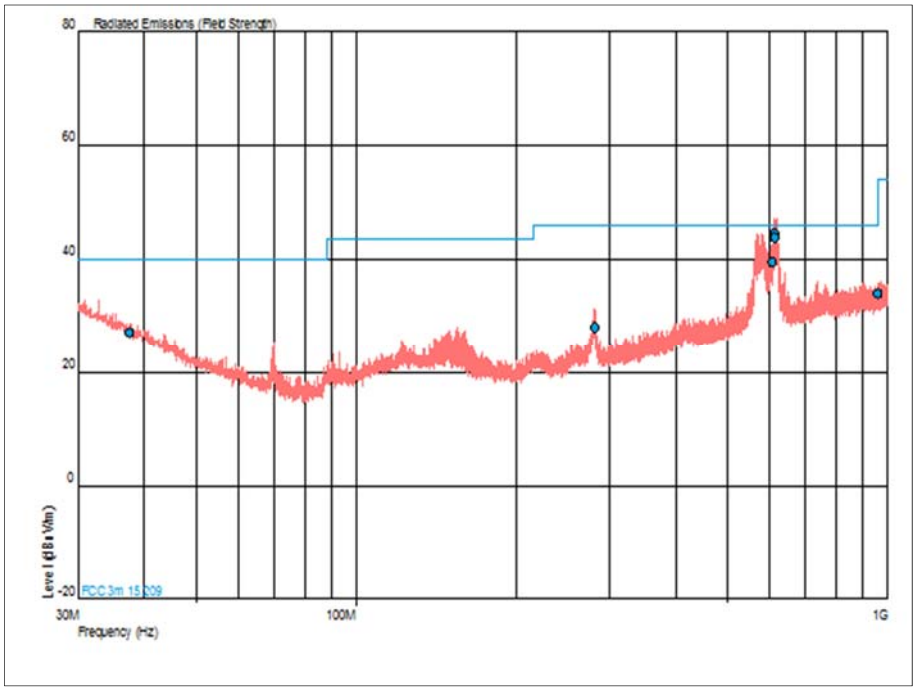


**Figure 394 - U-NII 3 - 5745 MHz - 30 MHz to 1 GHz - Horizontal and Vertical**

| Frequency (GHz) | Result (µV/m) | | Limit (µV/m) | | Margin (µV/m) | |
|---|---|---|---|---|---|---|
| | Peak | Average | Peak | Average | Peak | Average |
| 5.103970 | 1037.53 | 374.54 | 5000.00 | 500.00 | 3962.47 | 125.46 |
| 5.400000 | 770.90 | 280.54 | 5000.00 | 500.00 | 4229.10 | 219.46 |
| 5.440013 | 1226.03 | 447.20 | 5000.00 | 500.00 | 3773.97 | 52.80 |

**Table 272 - U-NII 3 - 5745 MHz - 1 GHz to 40 GHz**

No other emissions were detected within 10 dB of the limit.

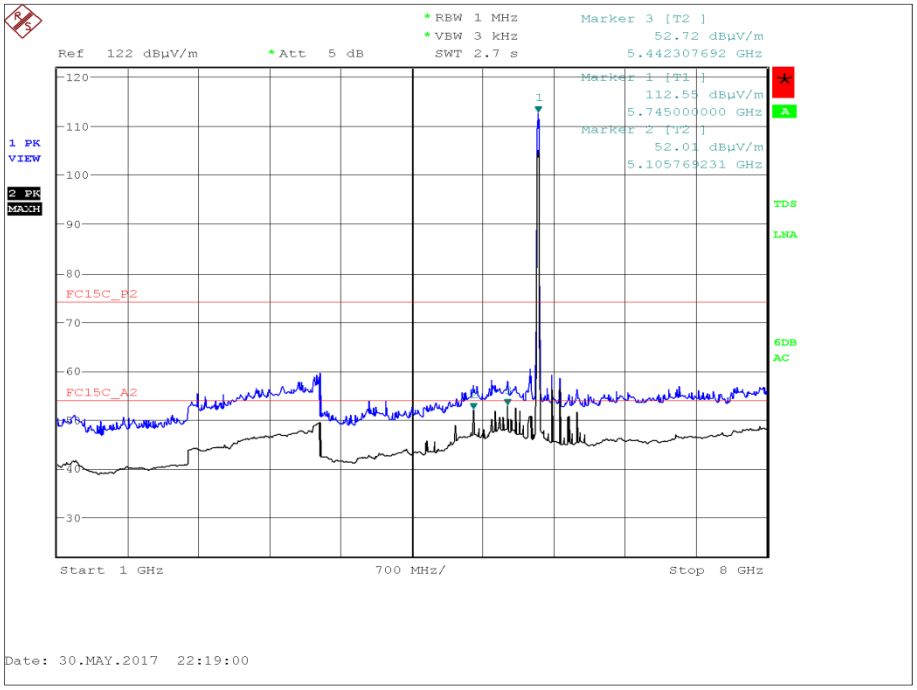


**Figure 395 - U-NII 3 - 5745 MHz - 1 GHz to 8 GHz - Horizontal and Vertical**

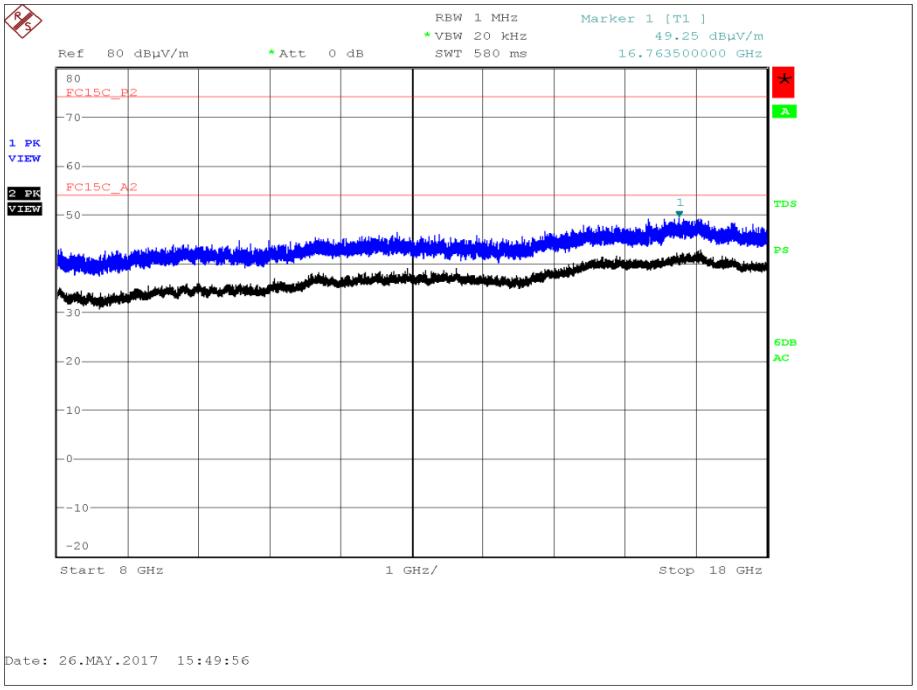


**Figure 396 - U-NII 3 - 5745 MHz - 8 GHz to 18 GHz - Horizontal and Vertical**

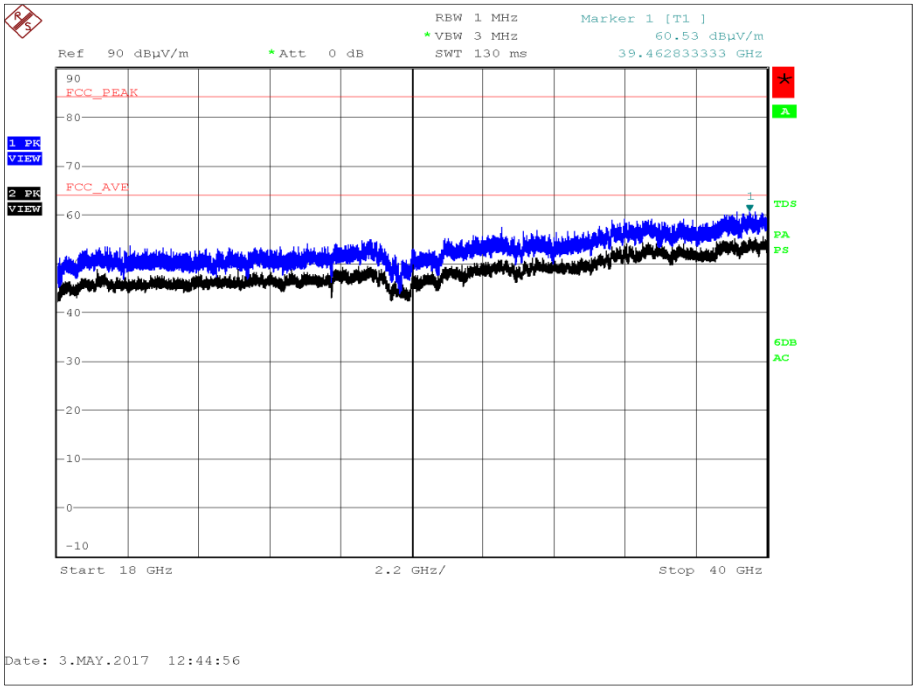


**Figure 397 - U-NII 3 - 5745 MHz - 18 GHz to 40 GHz - Horizontal and Vertical**

| Frequency (MHz) | QP Level (dBuV/m) | QP Limit (dBuV/m) | QP Margin (dBuV/m) | Angle(Deg) | Height(m) | Polarity |
|---|---|---|---|---|---|---|
| 31.586 | 29.8 | 40.0 | -10.2 | 216 | 1.00 | Horizontal |
| 121.264 | 22.2 | 43.5 | -21.3 | 159 | 1.00 | Horizontal |
| 561.676 | 39.0 | 46.0 | -7.0 | 184 | 1.00 | Vertical |
| 598.931 | 40.1 | 46.0 | -5.9 | 194 | 1.00 | Vertical |
| 612.632 | 41.8 | 46.0 | -4.2 | 72 | 1.00 | Vertical |
| 747.322 | 33.1 | 46.0 | -12.9 | 12 | 1.00 | Vertical |

**Table 273 - U-NII 3 - 5785 MHz - 30 MHz to 1 GHz**

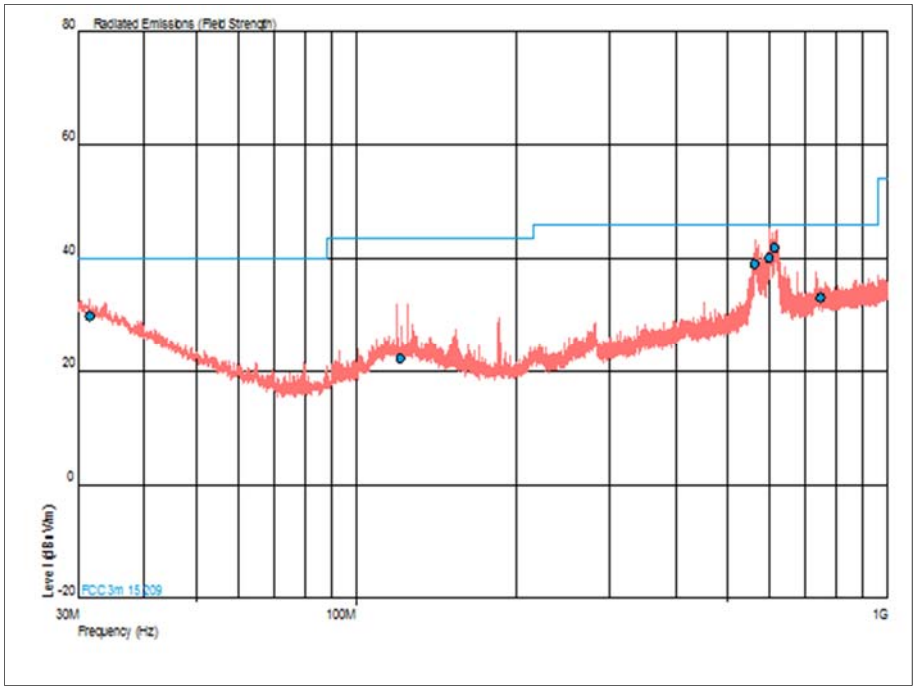


**Figure 398 - U-NII 3 - 5785 MHz - 30 MHz to 1 GHz - Horizontal and Vertical**

| Frequency (GHz) | Result (µV/m) | | Limit (µV/m) | | Margin (µV/m) | |
|---|---|---|---|---|---|---|
| | Peak | Average | Peak | Average | Peak | Average |
| 5.103927 | 1513.56 | 493.17 | 5000.00 | 500.00 | 3486.44 | 6.83 |
| 5.440022 | 1470.62 | 495.45 | 5000.00 | 500.00 | 3529.38 | 4.55 |

**Table 274 - U-NII 3 - 5785 MHz - 1 GHz to 40 GHz**

No other emissions were detected within 10 dB of the limit.

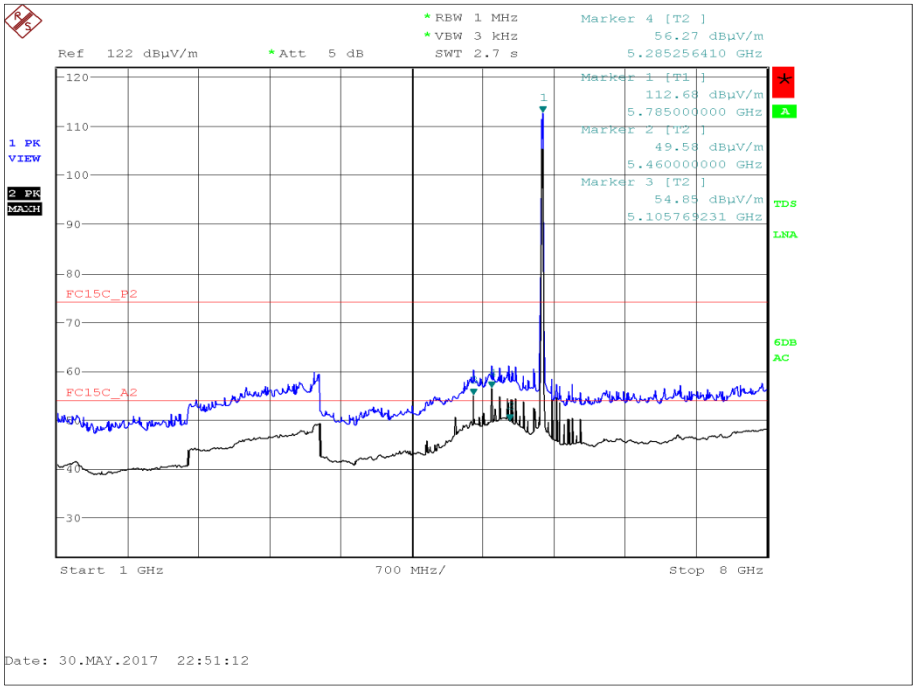


**Figure 399 - U-NII 3 - 5785 MHz - 1 GHz to 8 GHz - Horizontal and Vertical**

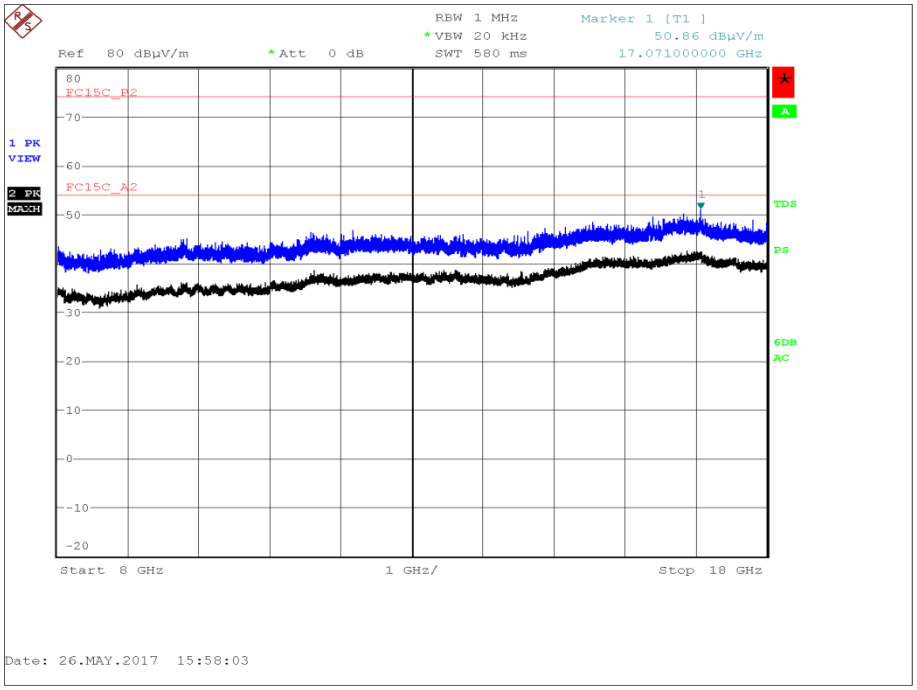


**Figure 400 - U-NII 3 - 5785 MHz - 8 GHz to 18 GHz - Horizontal and Vertical**

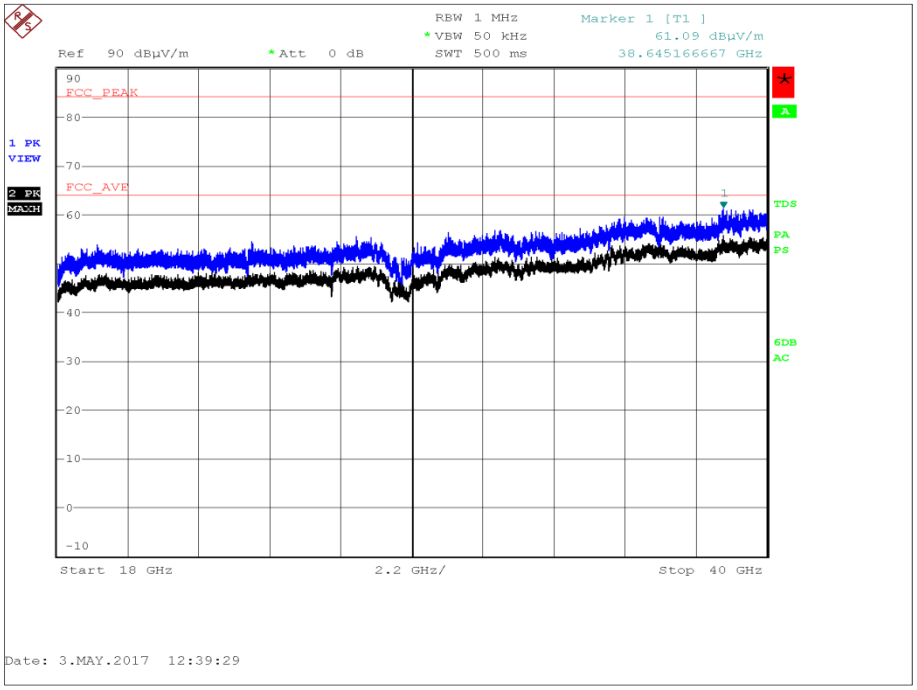


**Figure 401 - U-NII 3 - 5785 MHz - 18 GHz to 40 GHz - Horizontal and Vertical**

| Frequency (MHz) | QP Level (dBuV/m) | QP Limit (dBuV/m) | QP Margin (dBuV/m) | Angle(Deg) | Height(m) | Polarity |
|---|---|---|---|---|---|---|
| 32.180 | 29.6 | 40.0 | -10.4 | 90 | 1.36 | Vertical |
| 81.417 | 17.1 | 40.0 | -22.9 | 203 | 1.00 | Vertical |
| 154.016 | 21.0 | 43.5 | -22.5 | 0 | 1.00 | Vertical |
| 571.148 | 40.4 | 46.0 | -5.6 | 187 | 1.00 | Vertical |
| 601.897 | 39.7 | 46.0 | -6.3 | 176 | 1.00 | Vertical |
| 615.477 | 42.1 | 46.0 | -3.9 | 196 | 1.00 | Vertical |

**Table 275 - U-NII 3 - 5825 MHz - 30 MHz to 1 GHz**

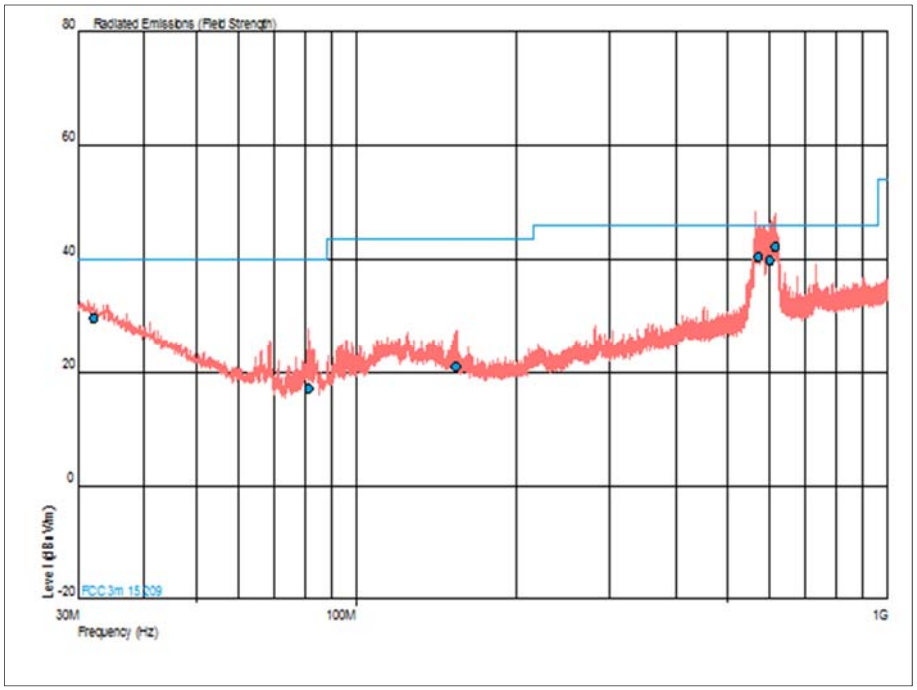


**Figure 402 - U-NII 3 - 5825 MHz - 30 MHz to 1 GHz - Horizontal and Vertical**

| Frequency (GHz) | Result (µV/m) | | Limit (µV/m) | | Margin (µV/m) | |
|---|---|---|---|---|---|---|
| | Peak | Average | Peak | Average | Peak | Average |
| 4.928043 | 960.51 | 342.77 | 5000.00 | 500.00 | 4093.49 | 157.23 |
| 5.103960 | 1467.24 | 498.31 | 5000.00 | 500.00 | 3532.76 | 1.69 |
| 5.360000 | 1325.87 | 499.46 | 5000.00 | 500.00 | 3674.13 | 0.54 |
| 5.442307 | 1304.67 | 498.88 | 5000.00 | 500.00 | 3695.33 | 1.12 |

**Table 276 - U-NII 3 - 5825 MHz - 1 GHz to 40 GHz**

No other emissions were detected within 10 dB of the limit.

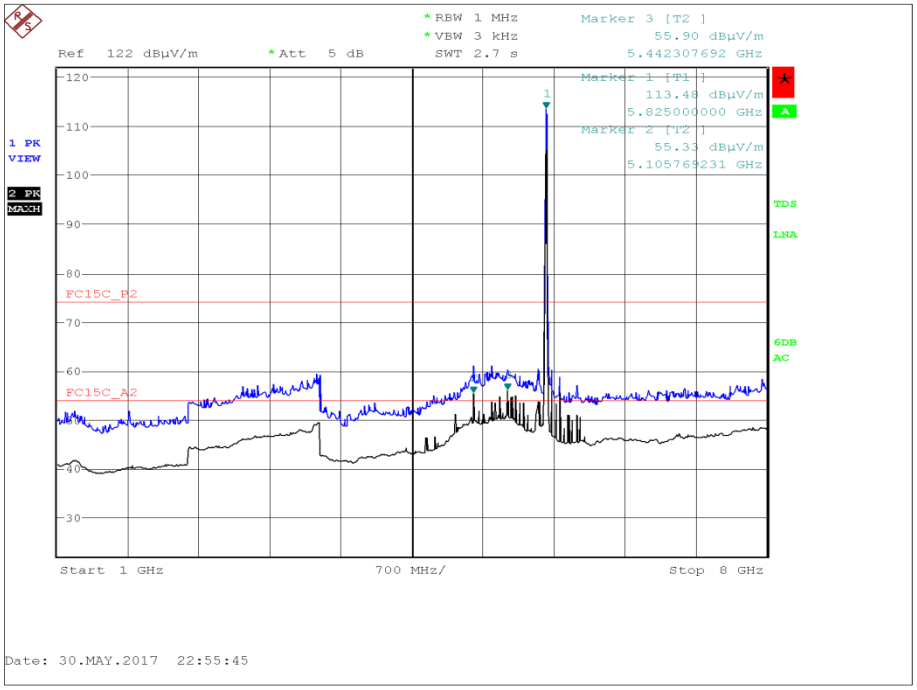


**Figure 403 - U-NII 3 - 5825 MHz - 1 GHz to 8 GHz - Horizontal and Vertical**

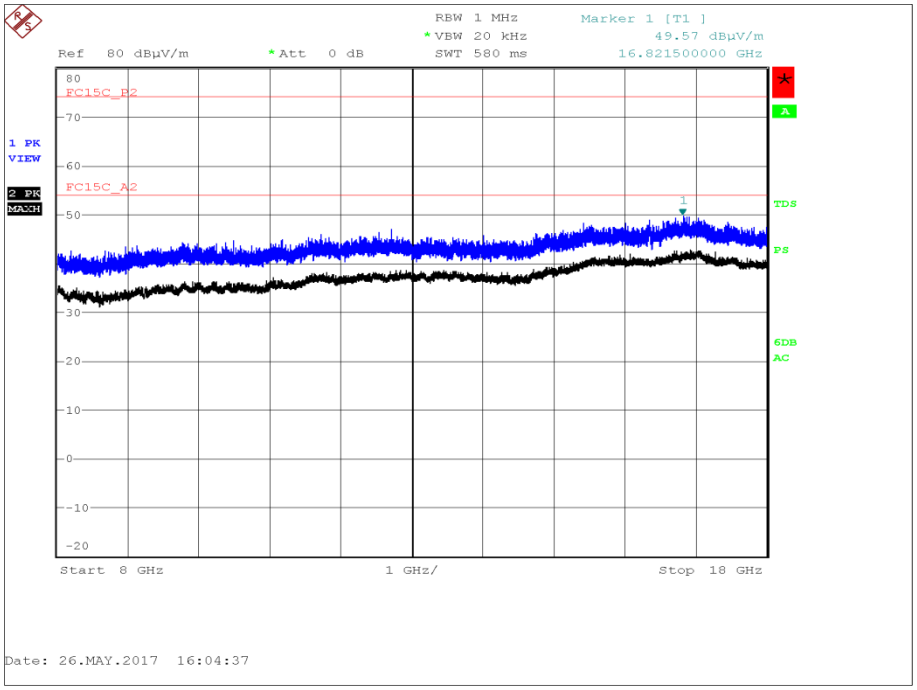


**Figure 404 - U-NII 3 - 5825 MHz - 8 GHz to 18 GHz - Horizontal and Vertical**

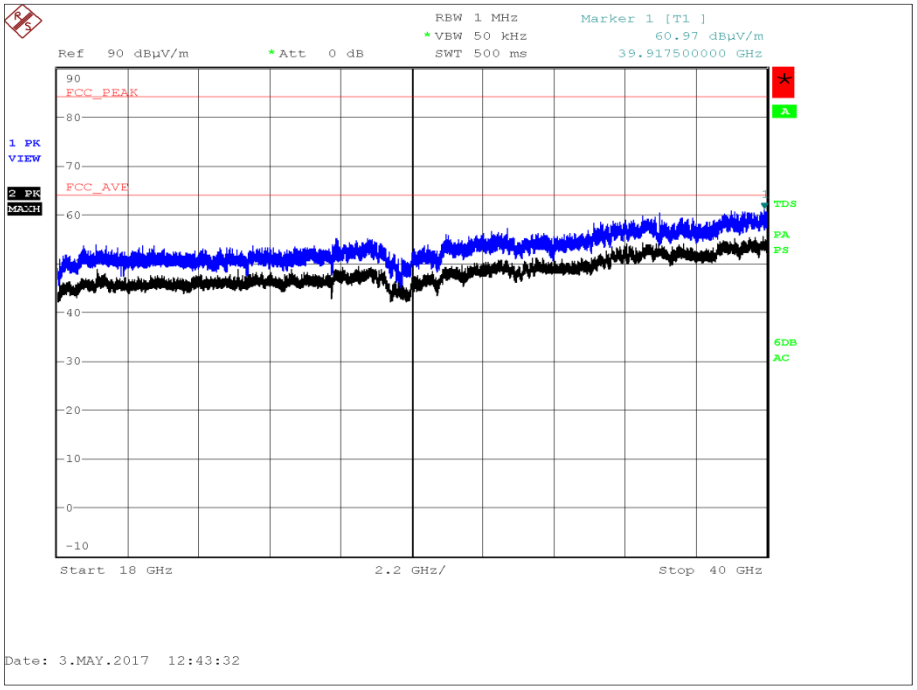


**Figure 405 - U-NII 3 - 5825 MHz - 18 GHz to 40 GHz - Horizontal and Vertical**

FCC 47 CFR Part 15, Limit Clause 15.407(b)(1)(2)(3)(4)

Emissions not falling within the restricted bands listed in FCC 47 CFR Part 15.209:

For transmitters operating in the 5.15-5.25 GHz band: ≤-27 dBm/MHz outside 5150-5350 MHz.

For transmitters operating in the 5.25-5.35 GHz band: ≤-27 dBm/MHz outside 5150-5350 MHz.

For transmitters operating in the 5.47-5.725 GHz band: ≤-27 dBm/MHz outside 5470-5725 MHz

For transmitters operating in the 5.725-5.85 GHz band: All emissions within the frequency range from the band edge to 10 MHz above or below the band edge shall not exceed an e.i.r.p. of -17 dBm/MHz; for frequencies 10 MHz or greater above or below the band edge, emissions shall not exceed an e.i.r.p. of -27 dBm/MHz.

Emissions within the restricted bands listed in FCC 47 CFR Part 15.209:

| Frequency (MHz) | Field Strength (μV/m) | Measurement Distance (m) |
|---|---|---|
| 0.009 to 0.490 | 2400/F(kHz) | 300 |
| 0.490 to 1.705 | 24000/F(kHz) | 30 |
| 1.705 to 30 | 30 | 30 |
| 30 to 88 | 100 | 3 |
| 88 to 216 | 150 | 3 |
| 216 to 960 | 200 | 3 |
| Above 960 | 500 | 3 |

Industry Canada RSS-247, Limit Clause 6.2.1.2, 6.2.2.2, 6.2.3.2 and 6.2.4.2 and Industry Canada RSS-GEN, Limit Clause 8.9

Emissions not falling within the restricted bands listed in Industry Canada RSS-GEN, Clause 8.10:

For transmitters with operating frequencies in the band 5150-5250 MHz, all emissions outside the band 5150-5350 MHz shall not exceed -27 dBm/MHz e.i.r.p. Any unwanted emissions that fall into the band 5250-5350 MHz shall be attenuated below the channel power by at least 26 dB.

For transmitters with operating frequencies in the bands 5250-5350 MHz and 5470-5725 MHz, all emissions outside the band 5250-5350 MHz and 5470-5725 MHz shall not exceed -27 dBm/MHz e.i.r.p.

Devices operating in the band 5725-5850 MHz shall have e.i.r.p. of unwanted emissions comply with the following:

a) 27 dBm/MHz at frequencies from the band edges decreasing linearly to 15.6 dBm/MHz at 5 MHz above or below the band edges;
b) 15.6 dBm/MHz at 5 MHz above or below the band edges decreasing linearly to 10 dBm/MHz at 25 MHz above or below the band edges;
c) 10 dBm/MHz at 25 MHz above or below the band edges decreasing linearly to -27 dBm/MHz at 75 MHz above or below the band edges; and
d) -27 dBm/MHz at frequencies more than 75 MHz above or below the band edges.

Emissions not falling within the restricted bands listed in Industry Canada RSS-GEN, Clause 8.10:

| Frequency (MHz) | Field Strength (μV/m) |
|---|---|
| 0.009 to 0.490 | 2400/F(kHz) |
| 0.490 to 1.705 | 24000/F(kHz) |
| 1.705 to 30 | 30 |
| 30 to 88 | 100 |
| 88 to 216 | 150 |
| 216 to 960 | 200 |
| Above 960 | 500 |

ANT795-6MT - 802.11n 20 MHz Bandwidth

Testing was performed on the Modulation Coding Scheme which resulted in the highest conducted output power. The Modulation Coding Scheme used during testing was MCS0.

| Frequency (MHz) | QP Level (dBuV/m) | QP Limit (dBuV/m) | QP Margin (dBuV/m) | Angle(Deg) | Height(m) | Polarity |
|---|---|---|---|---|---|---|
| 30.594 | 37.3 | 40.0 | -2.7 | 248 | 1.00 | Vertical |
| 42.959 | 33.2 | 40.0 | -6.8 | 306 | 1.00 | Vertical |
| 62.800 | 32.5 | 40.0 | -7.5 | 101 | 1.00 | Vertical |
| 82.068 | 32.1 | 40.0 | -7.9 | 159 | 1.00 | Vertical |
| 148.124 | 28.8 | 43.5 | -14.7 | 209 | 1.00 | Vertical |
| 602.573 | 41.3 | 46.0 | -4.7 | 0 | 1.00 | Vertical |

**Table 277 - U-NII 1 - 5180 MHz - 30 MHz to 1 GHz**

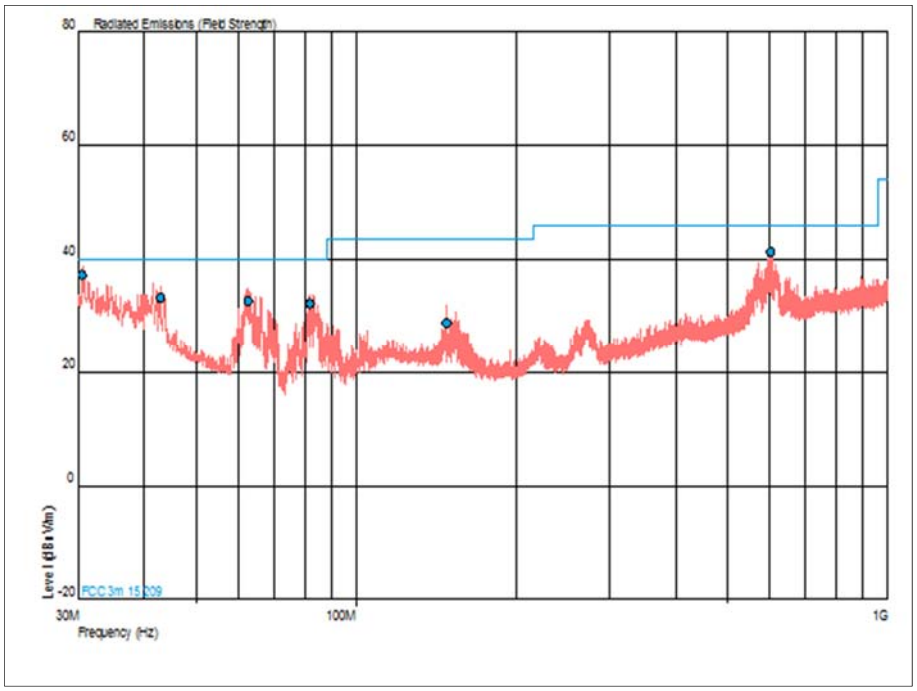


**Figure 406 - U-NII 1 - 5180 MHz - 30 MHz to 1 GHz - Horizontal and Vertical**

| Frequency (GHz) | Result (µV/m) | | Limit (µV/m) | | Margin (µV/m) | |
|---|---|---|---|---|---|---|
| | Peak | Average | Peak | Average | Peak | Average |
| 5.104 | 1056.82 | 359.75 | 5000.00 | 500.00 | 3943.18 | 140.25 |

**Table 278 - U-NII 1 - 5180 MHz - 1 GHz to 40 GHz**

No other emissions were detected within 6 dB of the limit.

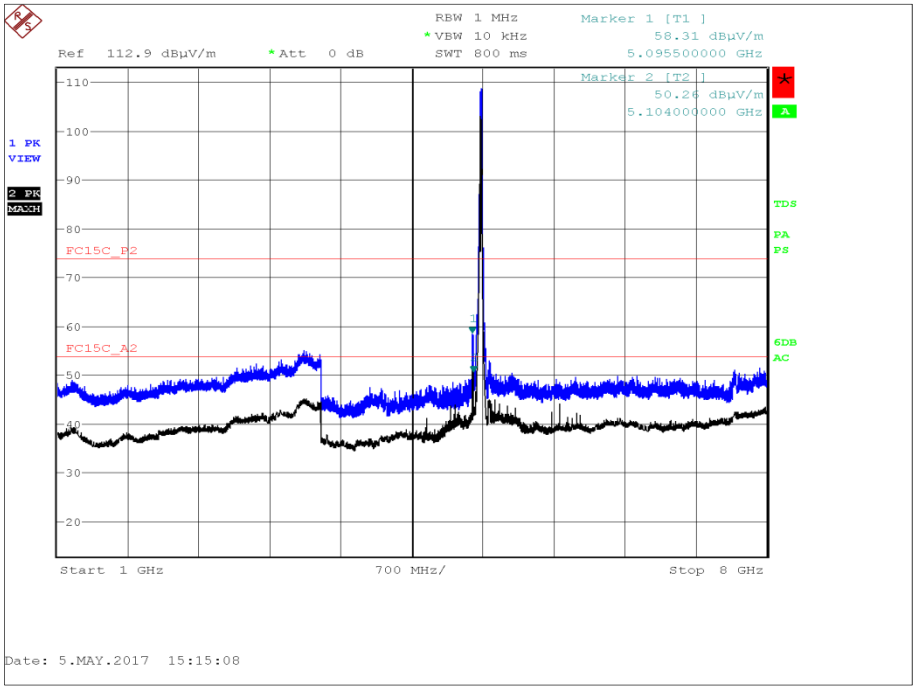


**Figure 407 - U-NII 1 - 5180 MHz - 1 GHz to 8 GHz - Horizontal and Vertical**

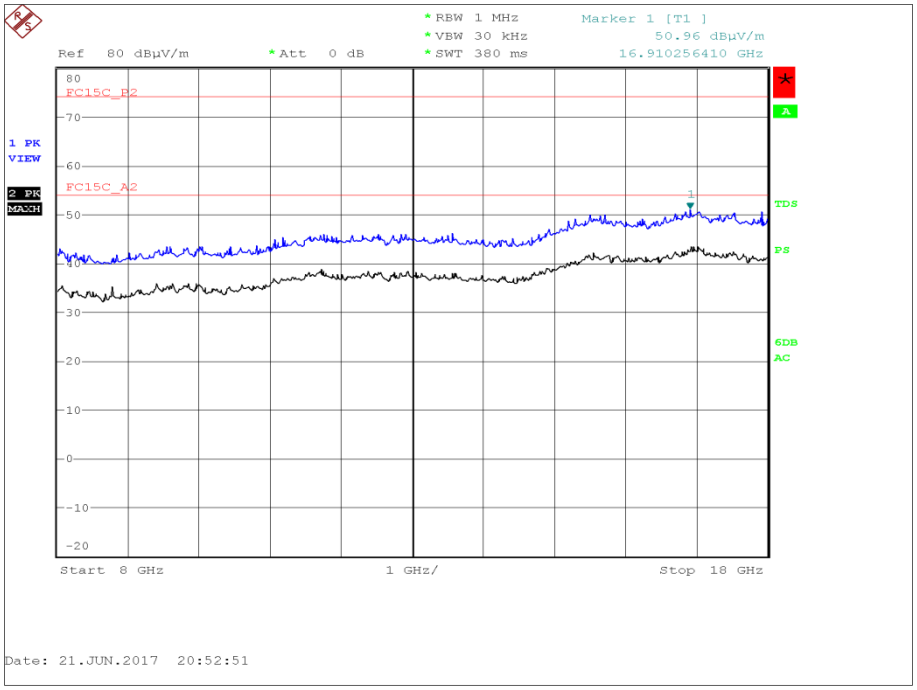


**Figure 408 - U-NII 1 - 5180 MHz - 8 GHz to 18 GHz - Horizontal and Vertical**

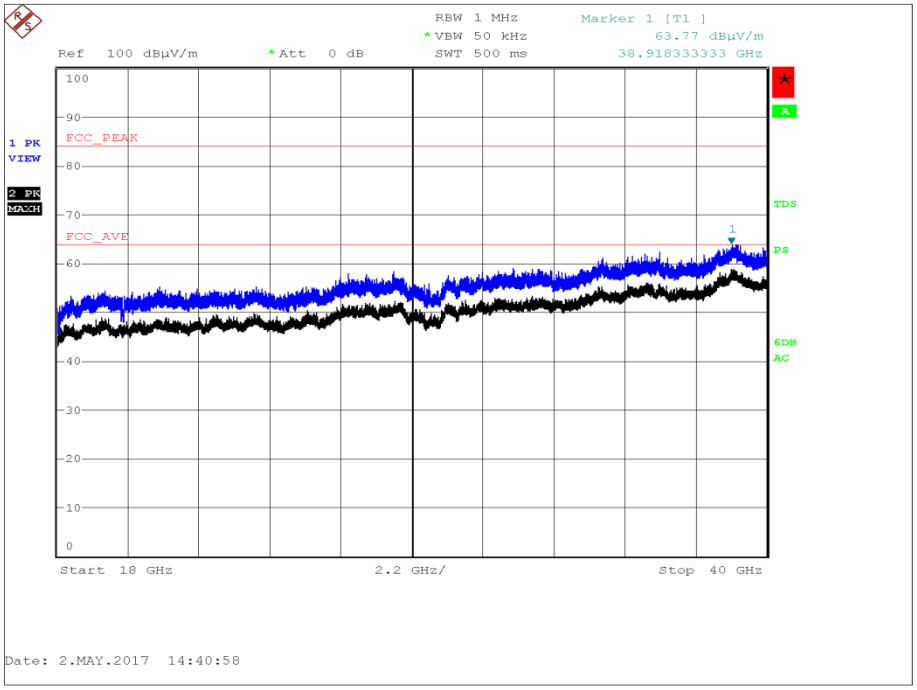


**Figure 409 - U-NII 1 - 5180 MHz - 18 GHz to 40 GHz - Horizontal and Vertical**

| Frequency (MHz) | QP Level (dBuV/m) | QP Limit (dBuV/m) | QP Margin (dBuV/m) | Angle(Deg) | Height(m) | Polarity |
|---|---|---|---|---|---|---|
| 30.609 | 37.4 | 40.0 | -2.6 | 90 | 3.58 | Vertical |
| 42.923 | 31.5 | 40.0 | -8.5 | 356 | 1.00 | Vertical |
| 62.751 | 31.9 | 40.0 | -8.1 | 260 | 1.00 | Vertical |
| 81.491 | 32.0 | 40.0 | -8.0 | 159 | 1.00 | Vertical |
| 570.178 | 37.0 | 46.0 | -9.0 | 191 | 1.00 | Vertical |
| 613.229 | 44.5 | 46.0 | -1.5 | 4 | 1.47 | Vertical |

**Table 279 - U-NII 1 - 5200 MHz - 30 MHz to 1 GHz**

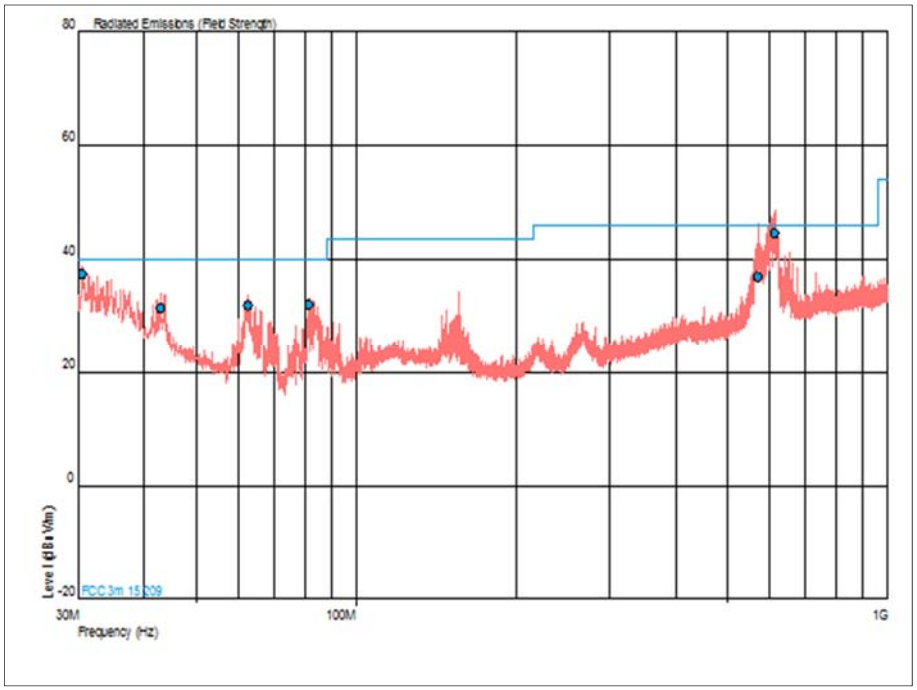


**Figure 410 - U-NII 1 - 5200 MHz - 30 MHz to 1 GHz - Horizontal and Vertical**

| Frequency (GHz) | Result (µV/m) | | Limit (µV/m) | | Margin (µV/m) | |
|---|---|---|---|---|---|---|
| | Peak | Average | Peak | Average | Peak | Average |
| 5.122 | 1085.18 | 364.33 | 5000.00 | 500.00 | 3914.82 | 135.67 |

**Table 280 - U-NII 1 - 5200 MHz - 1 GHz to 40 GHz**

No other emissions were detected within 6 dB of the limit.

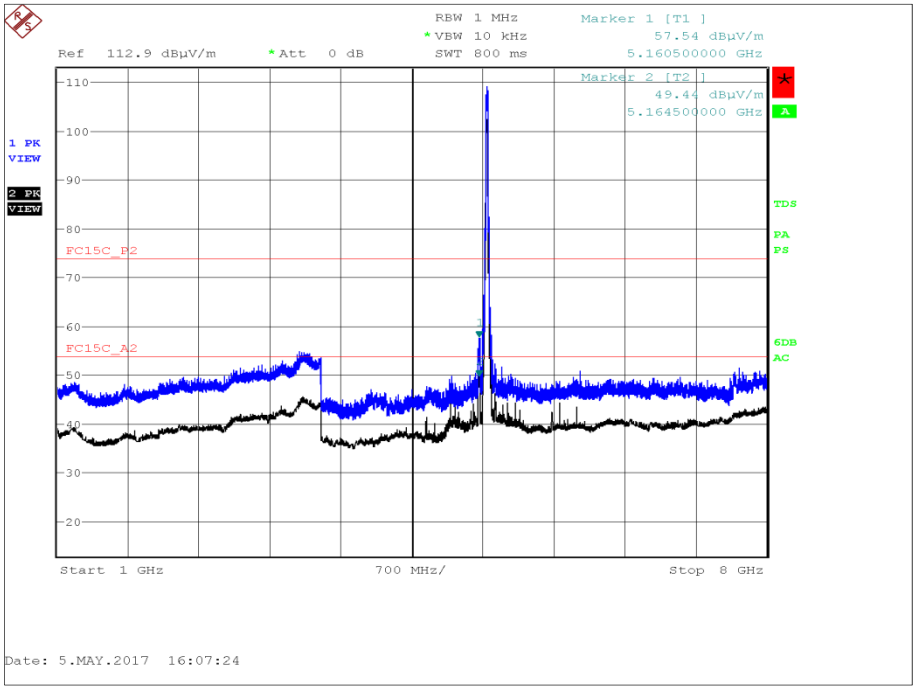


**Figure 411 - U-NII 1 - 5200 MHz - 1 GHz to 8 GHz - Horizontal and Vertical**

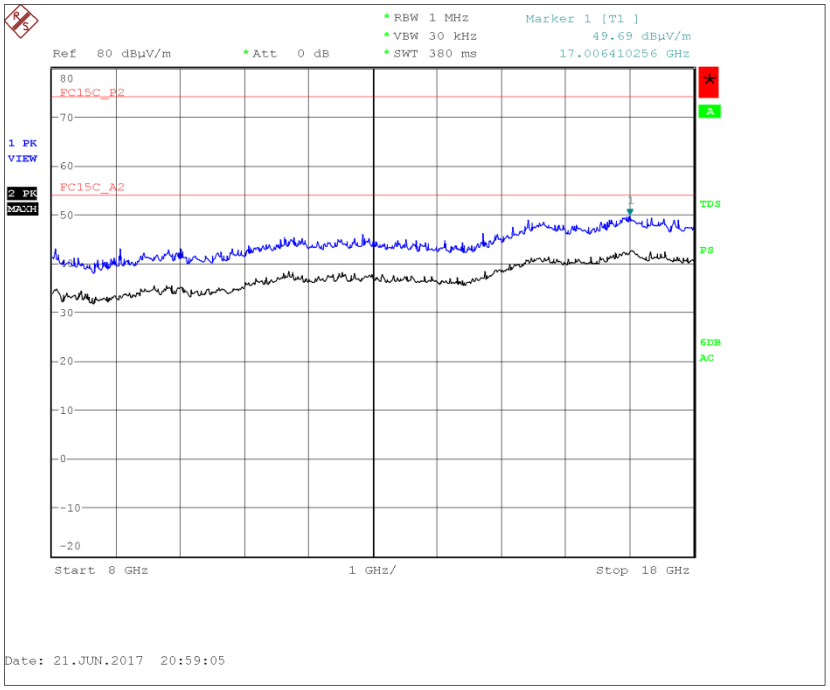


**Figure 412 - U-NII 1 - 5200 MHz - 8 GHz to 18 GHz - Horizontal and Vertical**

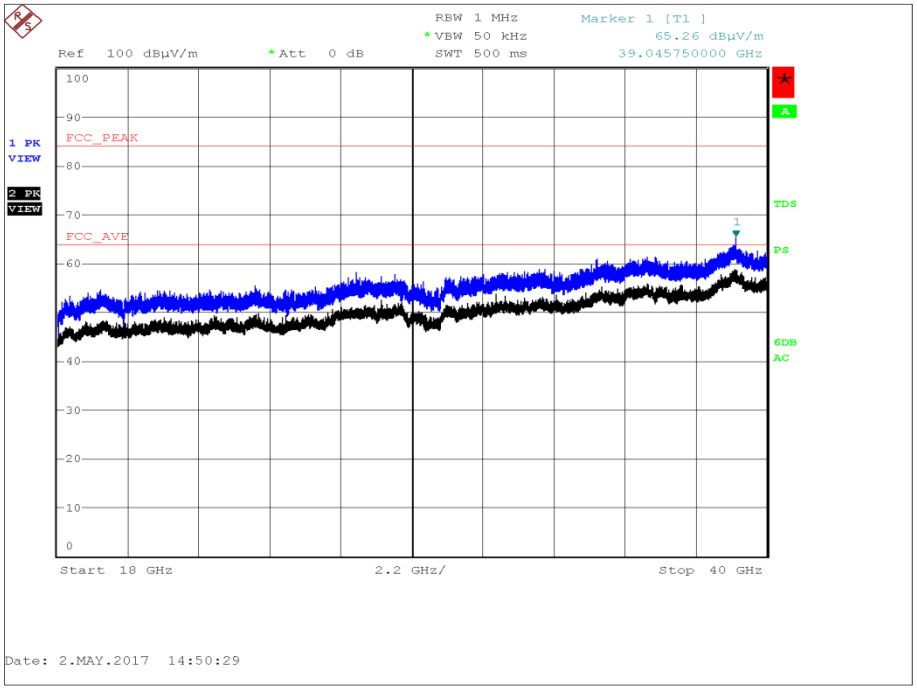


**Figure 413 - U-NII 1 - 5200 MHz - 18 GHz to 40 GHz - Horizontal and Vertical**

| Frequency (MHz) | QP Level (dBuV/m) | QP Limit (dBuV/m) | QP Margin (dBuV/m) | Angle(Deg) | Height(m) | Polarity |
|---|---|---|---|---|---|---|
| 30.608 | 34.4 | 40.0 | -5.6 | 77 | 1.00 | Vertical |
| 42.944 | 31.7 | 40.0 | -8.3 | 340 | 1.00 | Vertical |
| 62.751 | 30.2 | 40.0 | -9.8 | 76 | 1.00 | Vertical |
| 82.054 | 31.7 | 40.0 | -8.3 | 189 | 1.00 | Vertical |
| 568.790 | 38.6 | 46.0 | -7.4 | 204 | 1.00 | Vertical |
| 603.009 | 41.0 | 46.0 | -5.0 | 0 | 1.00 | Vertical |

**Table 281 - U-NII 1 - 5240 MHz - 30 MHz to 1 GHz**

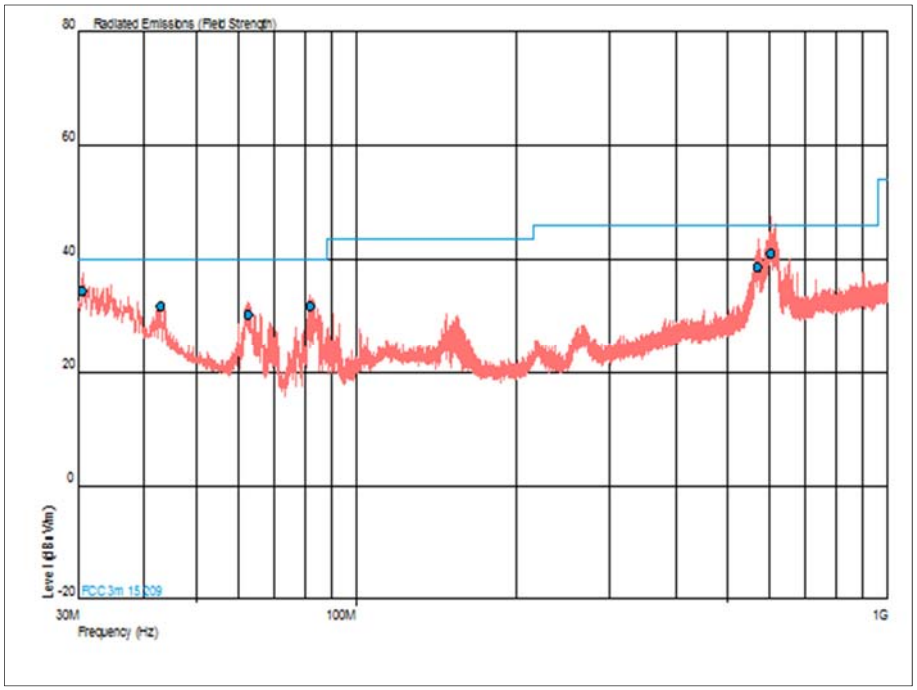


**Figure 414 - U-NII 1 - 5240 MHz - 30 MHz to 1 GHz - Horizontal and Vertical**

| Frequency (GHz) | Result (µV/m) | | Limit (µV/m) | | Margin (µV/m) | |
|---|---|---|---|---|---|---|
| | Peak | Average | Peak | Average | Peak | Average |
| 5.160 | 957.19 | 320.26 | 5000.00 | 500.00 | 4042.81 | 179.74 |

**Table 282 - U-NII 1 - 5240 MHz - 1 GHz to 40 GHz**

No other emissions were detected within 6 dB of the limit.

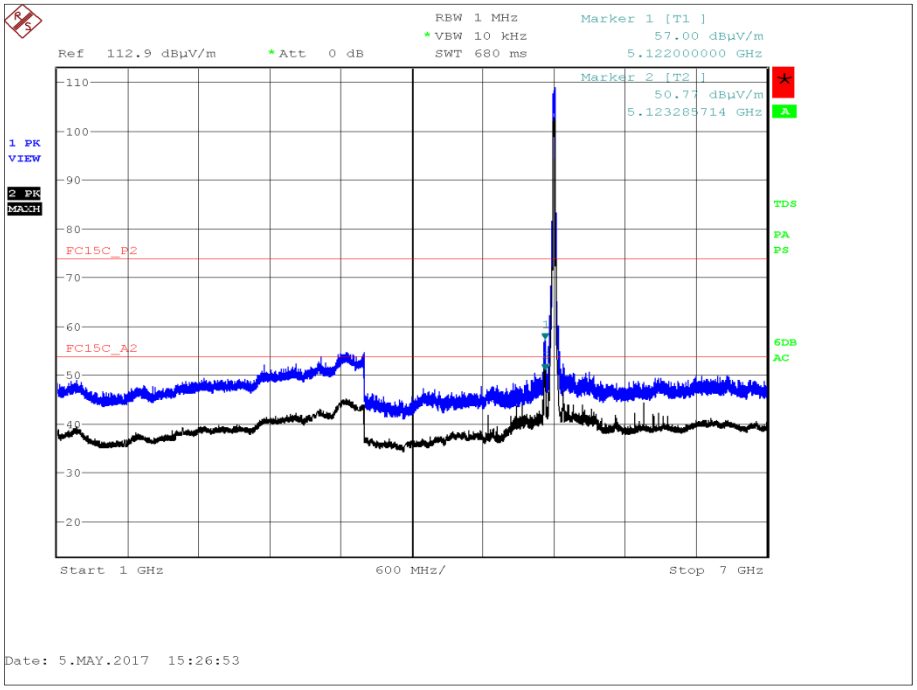


**Figure 415 - U-NII 1 - 5240 MHz - 1 GHz to 8 GHz - Horizontal and Vertical**

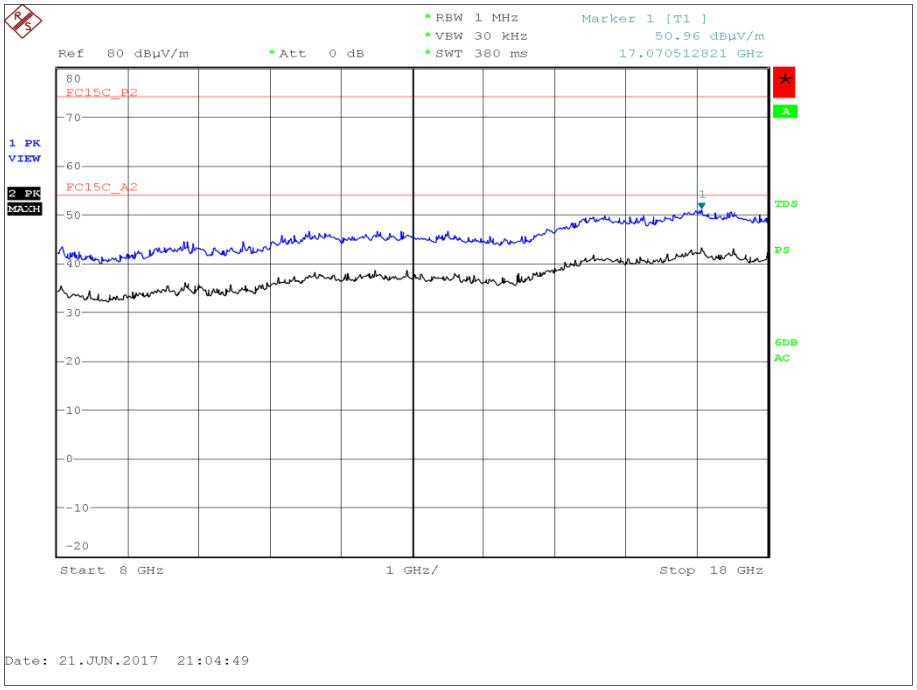


**Figure 416 - U-NII 1 - 5240 MHz - 8 GHz to 18 GHz - Horizontal and Vertical**

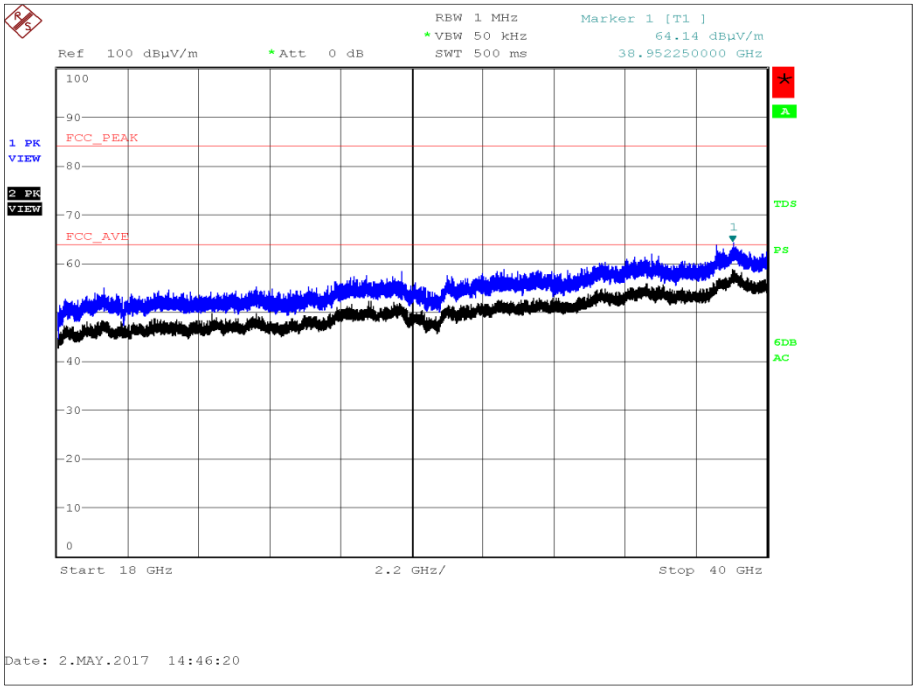


**Figure 417 - U-NII 1 - 5240 MHz - 18 GHz to 40 GHz - Horizontal and Vertical**

| Frequency (MHz) | QP Level (dBuV/m) | QP Limit (dBuV/m) | QP Margin (dBuV/m) | Angle(Deg) | Height(m) | Polarity |
|---|---|---|---|---|---|---|
| 30.639 | 35.8 | 40.0 | -4.2 | 141 | 3.11 | Vertical |
| 42.971 | 30.4 | 40.0 | -9.6 | 360 | 1.00 | Vertical |
| 62.743 | 30.1 | 40.0 | -9.9 | 72 | 1.00 | Vertical |
| 82.052 | 31.6 | 40.0 | -8.4 | 189 | 1.00 | Vertical |
| 568.331 | 38.7 | 46.0 | -7.3 | 183 | 1.00 | Vertical |
| 612.475 | 44.1 | 46.0 | -1.9 | 2 | 1.79 | Vertical |

**Table 283 - U-NII 2a - 5260 MHz - 30 MHz to 1 GHz**

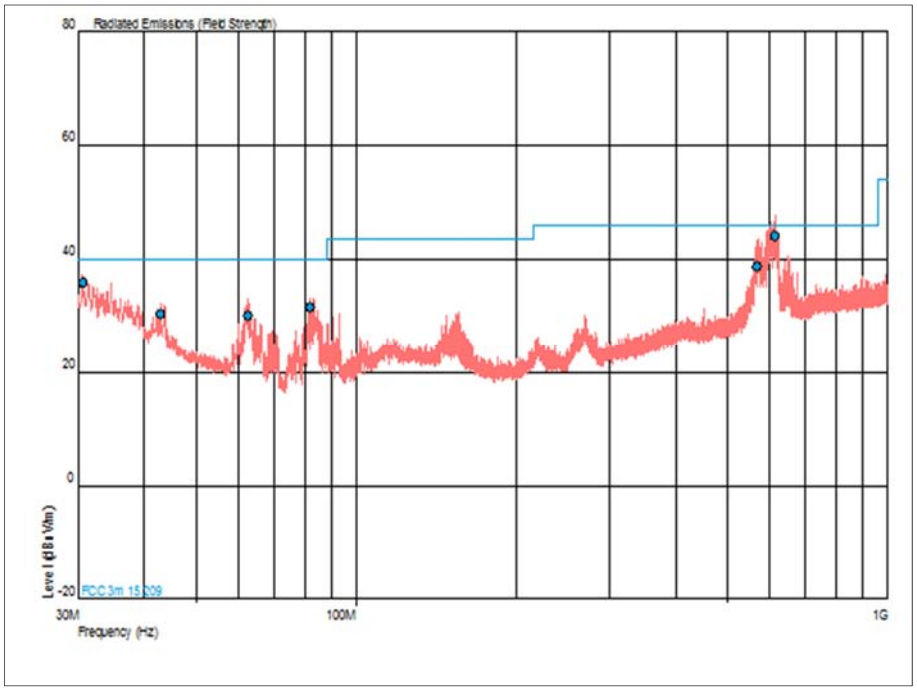


**Figure 418 - U-NII 2a - 5260 MHz - 30 MHz to 1 GHz - Horizontal and Vertical**

| Frequency (GHz) | Result (µV/m) | | Limit (µV/m) | | Margin (µV/m) | |
|---|---|---|---|---|---|---|
| | Peak | Average | Peak | Average | Peak | Average |
| 5.180 | 899.50 | 306.20 | 5000.00 | 500.00 | 4100.50 | 193.80 |

**Table 284 - U-NII 2a - 5260 - 1 GHz to 40 GHz - Emissions Results**

No other emissions were detected within 6 dB of the limit.

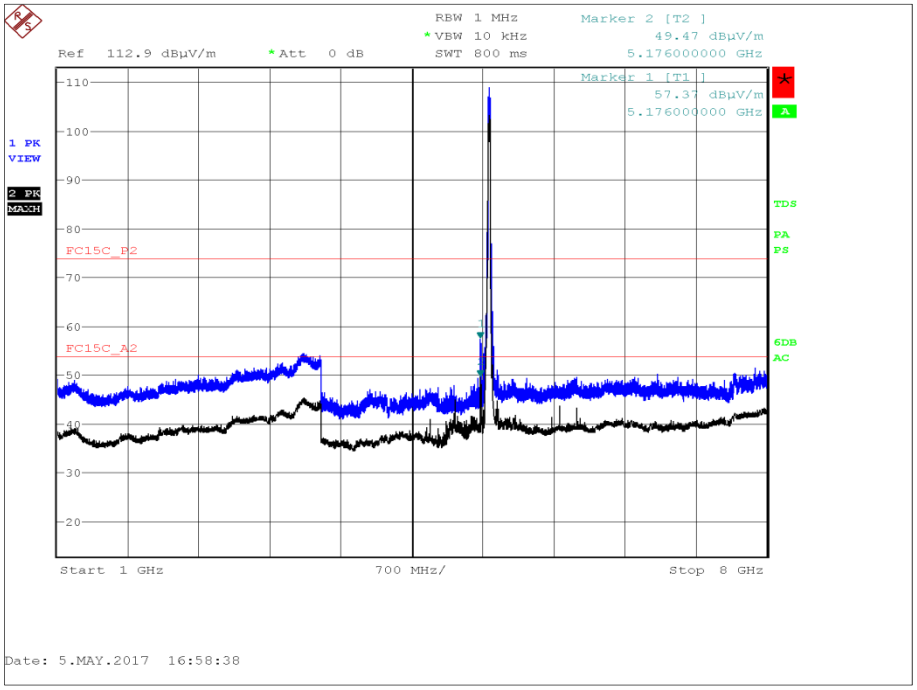


**Figure 419 - U-NII 2a - 5260 MHz - 1 GHz to 8 GHz - Horizontal and Vertical**

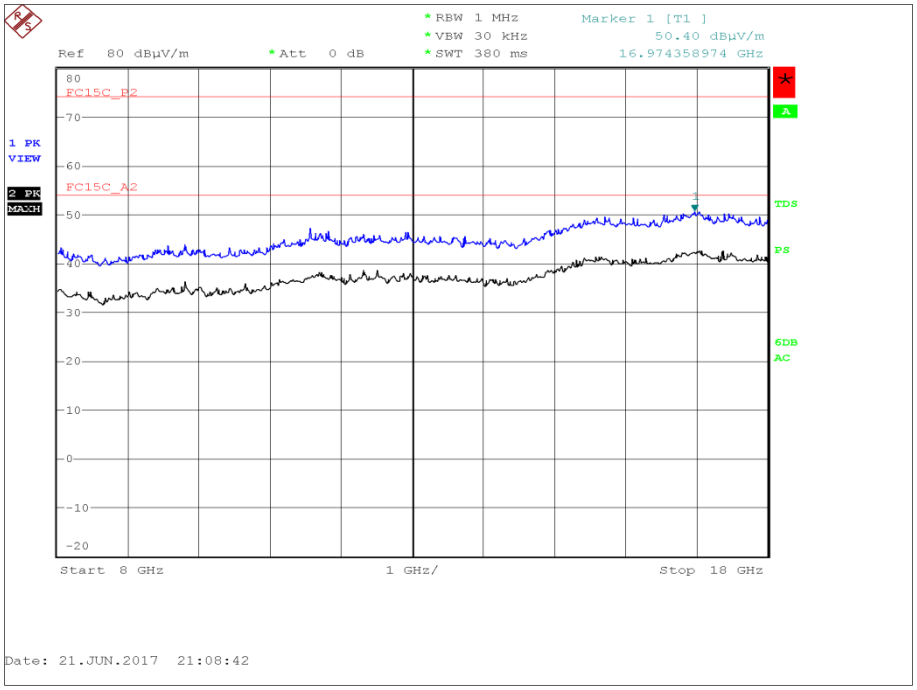


**Figure 420 - U-NII 2a - 5260 MHz - 8 GHz to 18 GHz - Horizontal and Vertical**

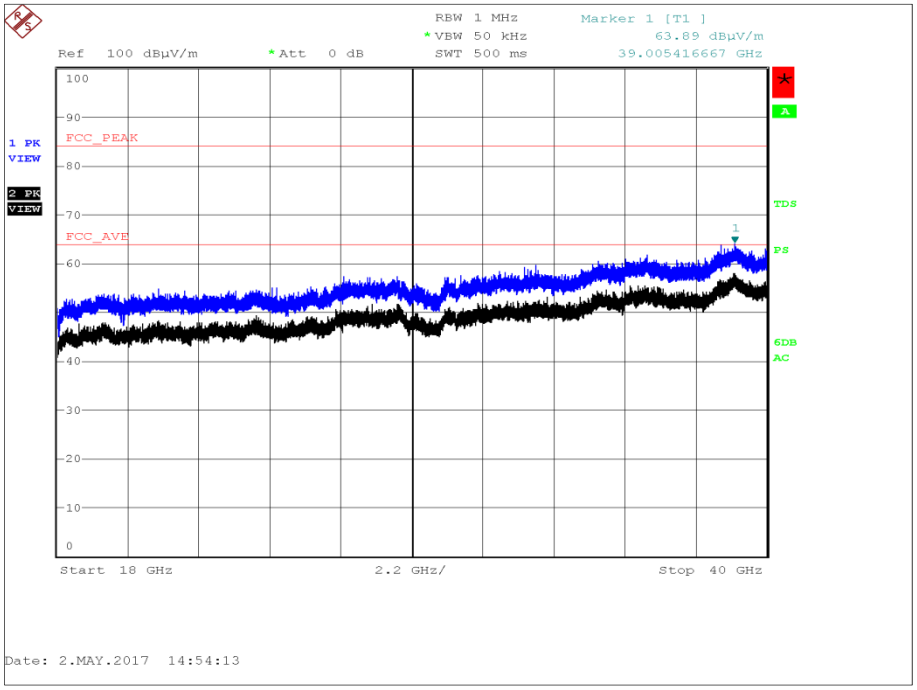


**Figure 421 - U-NII 2a - 5260 MHz - 18 GHz to 40 GHz - Horizontal and Vertical**

| Frequency (MHz) | QP Level (dBuV/m) | QP Limit (dBuV/m) | QP Margin (dBuV/m) | Angle(Deg) | Height(m) | Polarity |
|---|---|---|---|---|---|---|
| 30.886 | 30.5 | 40.0 | -9.5 | 276 | 1.00 | Horizontal |
| 63.057 | 17.9 | 40.0 | -22.1 | 282 | 1.00 | Horizontal |
| 82.055 | 32.9 | 40.0 | -7.1 | 220 | 1.00 | Vertical |
| 569.987 | 38.8 | 46.0 | -7.2 | 168 | 1.00 | Vertical |
| 591.471 | 39.0 | 46.0 | -7.0 | 310 | 1.00 | Vertical |
| 611.374 | 40.9 | 46.0 | -5.1 | 0 | 1.88 | Vertical |

**Table 285 - U-NII 2a - 5300 MHz - 30 MHz to 1 GHz**

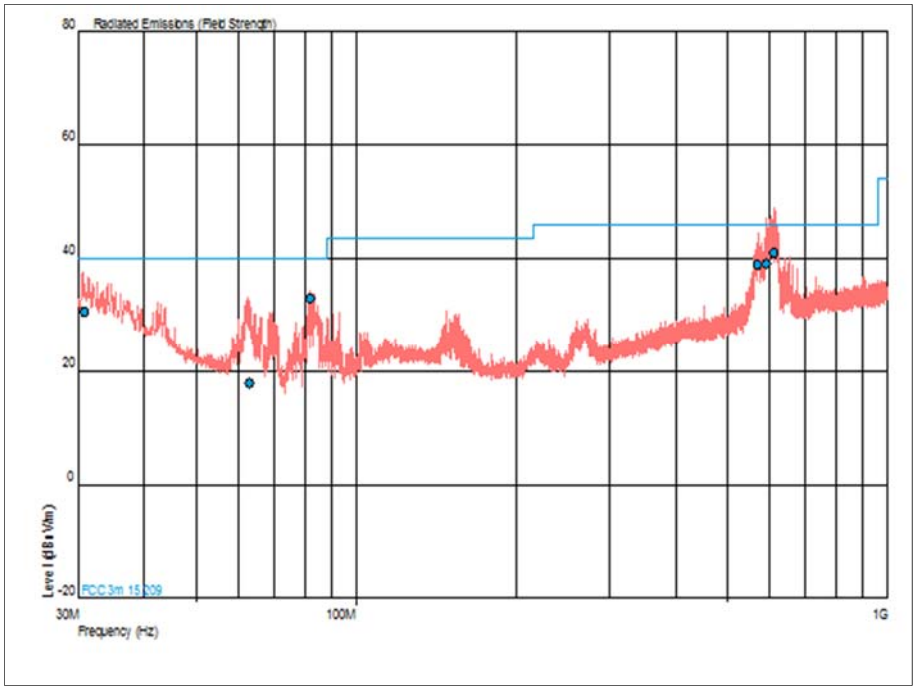


**Figure 422 - U-NII 2a - 5300 MHz - 30 MHz to 1 GHz - Horizontal and Vertical**

| Frequency (GHz) | Result (µV/m) | | Limit (µV/m) | | Margin (µV/m) | |
|---|---|---|---|---|---|---|
| | Peak | Average | Peak | Average | Peak | Average |
| * | | | | | | |

**Table 286 - U-NII 2a - 5300 MHz - 1 GHz to 40 GHz**

*No emissions were detected within 6 dB of the limit.

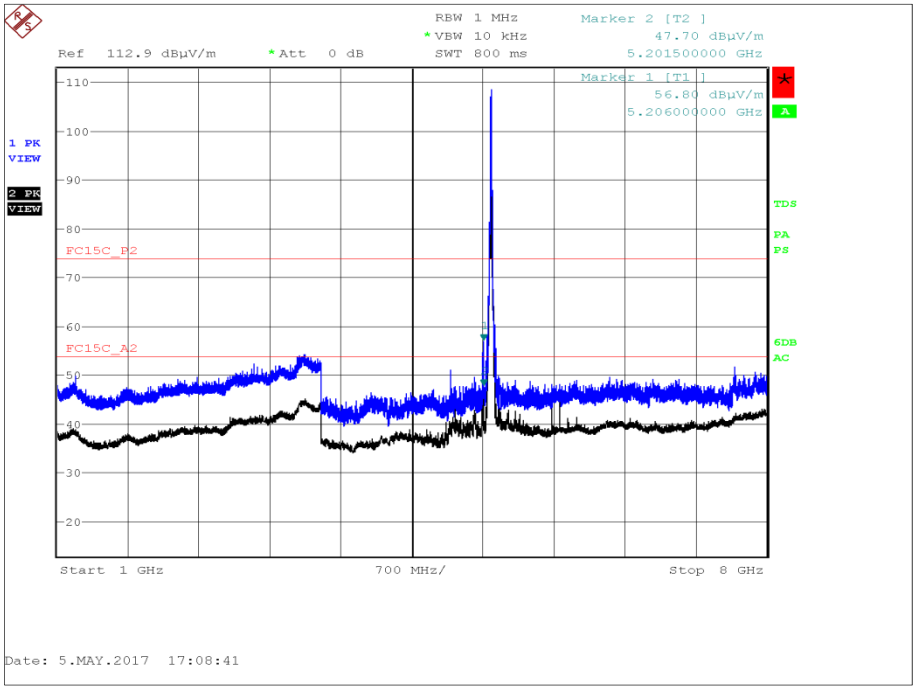


**Figure 423 - U-NII 2a - 5300 MHz - 1 GHz to 8 GHz - Horizontal and Vertical**

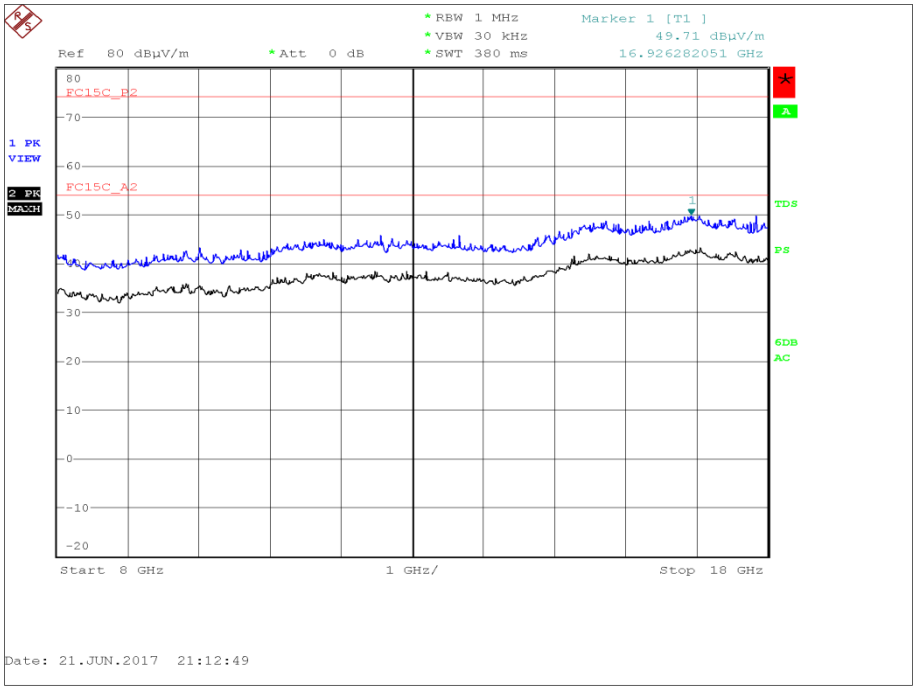


**Figure 424 - U-NII 2a - 5300 MHz - 8 GHz to 18 GHz - Horizontal and Vertical**

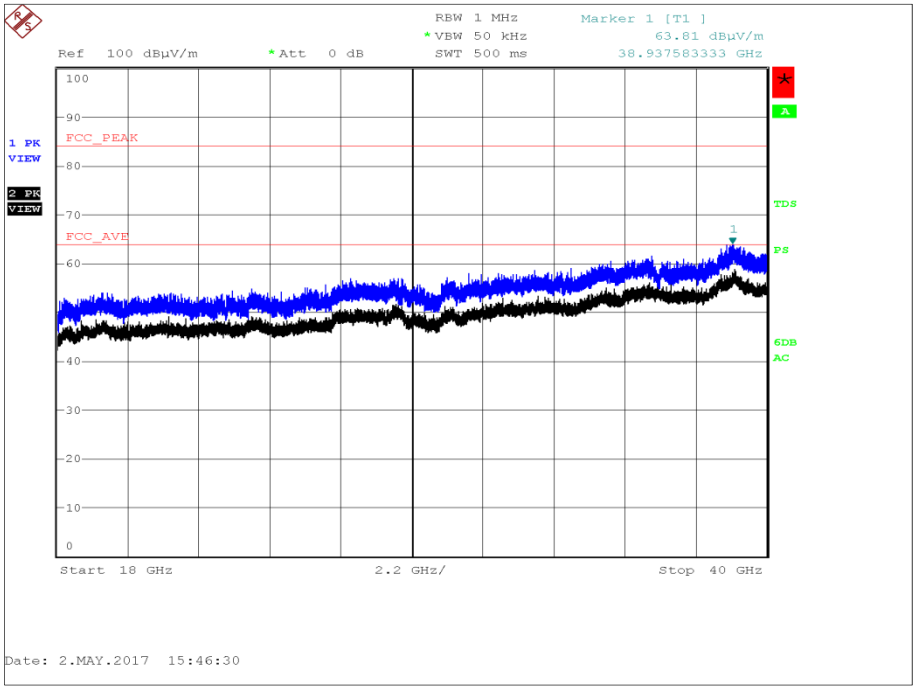


**Figure 425 - U-NII 2a - 5300 MHz - 18 GHz to 40 GHz - Horizontal and Vertical**

| Frequency (MHz) | QP Level (dBuV/m) | QP Limit (dBuV/m) | QP Margin (dBuV/m) | Angle(Deg) | Height(m) | Polarity |
|---|---|---|---|---|---|---|
| 30.614 | 37.3 | 40.0 | -2.7 | 353 | 1.77 | Vertical |
| 42.958 | 33.1 | 40.0 | -6.9 | 347 | 1.00 | Vertical |
| 63.682 | 28.8 | 40.0 | -11.2 | 165 | 1.00 | Vertical |
| 569.929 | 38.7 | 46.0 | -7.3 | 179 | 1.00 | Vertical |
| 593.486 | 37.5 | 46.0 | -8.5 | 360 | 1.00 | Vertical |
| 613.010 | 45.3 | 46.0 | -0.7 | 0 | 1.47 | Vertical |

**Table 287 - U-NII 2a - 5320 MHz - 30 MHz to 1 GHz**

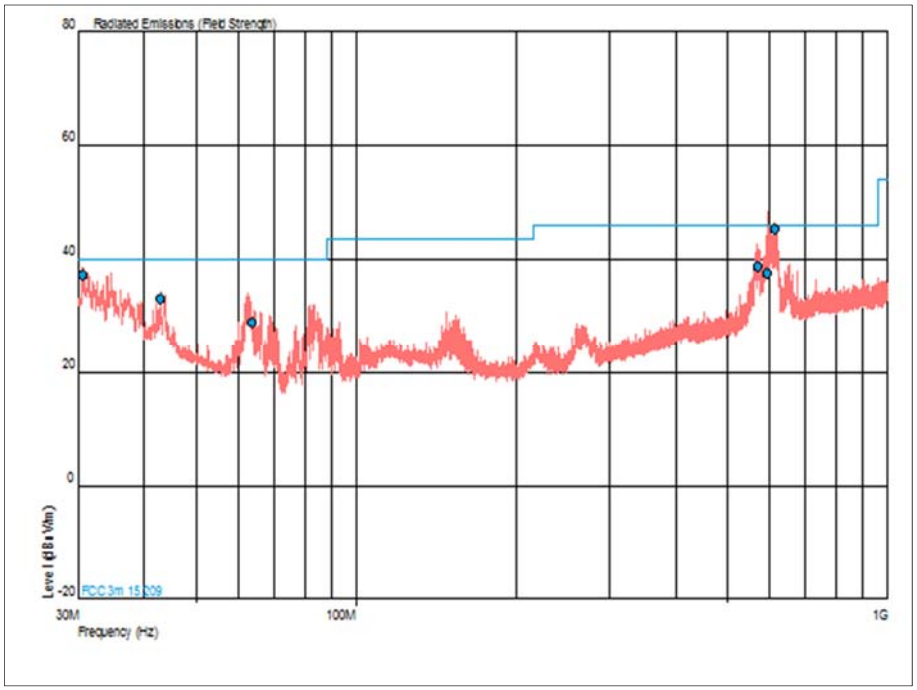


**Figure 426 - U-NII 2a - 5320 MHz - 30 MHz to 1 GHz - Horizontal and Vertical**

| Frequency (GHz) | Result (µV/m) | | Limit (µV/m) | | Margin (µV/m) | |
|---|---|---|---|---|---|---|
| | Peak | Average | Peak | Average | Peak | Average |
| * | | | | | | |

**Table 288 - U-NII 2a - 5320 MHz - 1 GHz to 40 GHz**

*No emissions were detected within 6 dB of the limit.

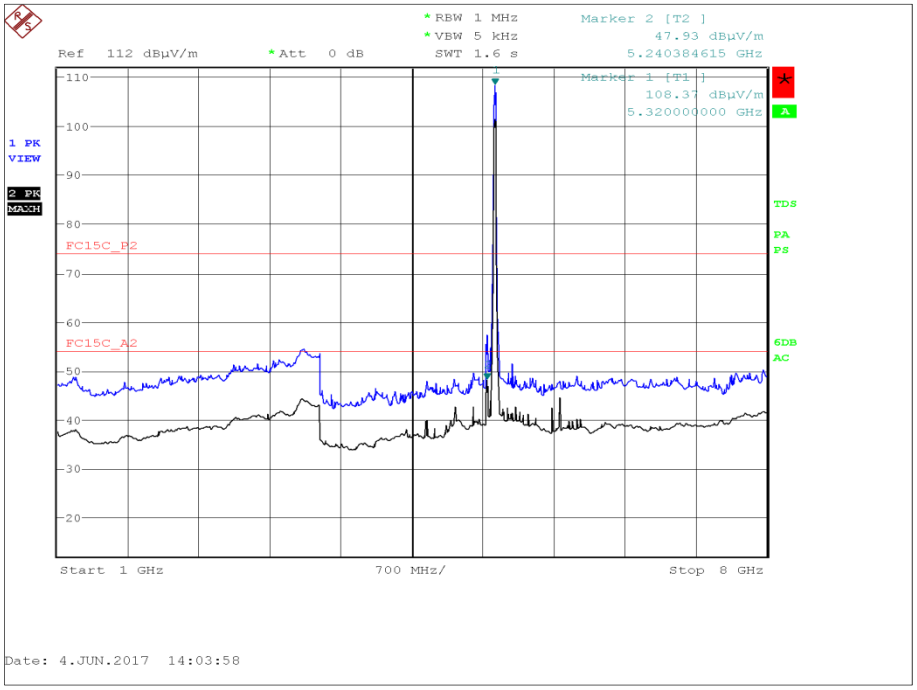


**Figure 427 - U-NII 2a - 5320 MHz - 1 GHz to 8 GHz - Horizontal and Vertical**

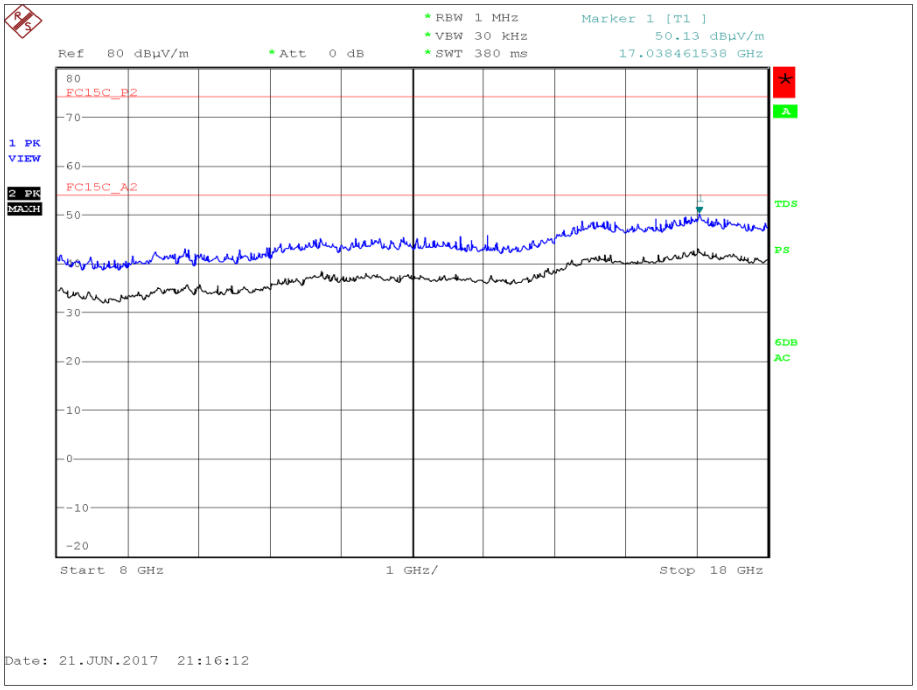


**Figure 428 - U-NII 2a - 5320 MHz - 8 GHz to 18 GHz - Horizontal and Vertical**

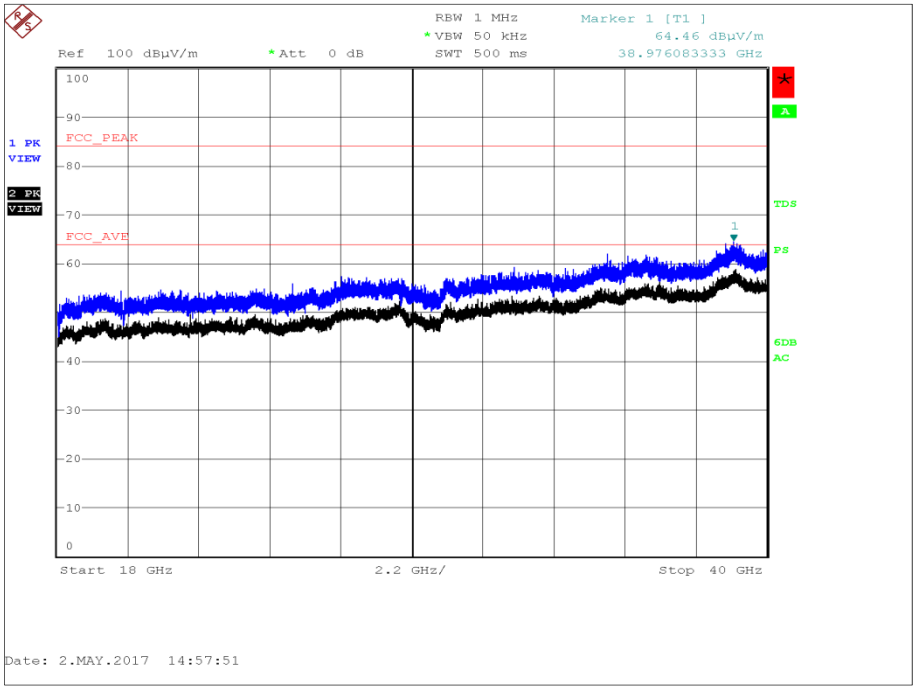


**Figure 429 - U-NII 2a - 5320 MHz - 18 GHz to 40 GHz - Horizontal and Vertical**

| Frequency (MHz) | QP Level (dBuV/m) | QP Limit (dBuV/m) | QP Margin (dBuV/m) | Angle(Deg) | Height(m) | Polarity |
|---|---|---|---|---|---|---|
| 30.632 | 30.6 | 40.0 | -9.4 | 358 | 1.00 | Vertical |
| 43.641 | 23.6 | 40.0 | -16.4 | 36 | 1.00 | Vertical |
| 62.548 | 18.6 | 40.0 | -21.4 | 260 | 1.00 | Vertical |
| 81.746 | 15.4 | 40.0 | -24.6 | 255 | 1.00 | Vertical |
| 602.907 | 42.6 | 46.0 | -3.4 | 0 | 1.27 | Vertical |
| 612.401 | 44.7 | 46.0 | -1.3 | 8 | 1.47 | Vertical |

**Table 289 - U-NII 2c - 5500 MHz - 30 MHz to 1 GHz**

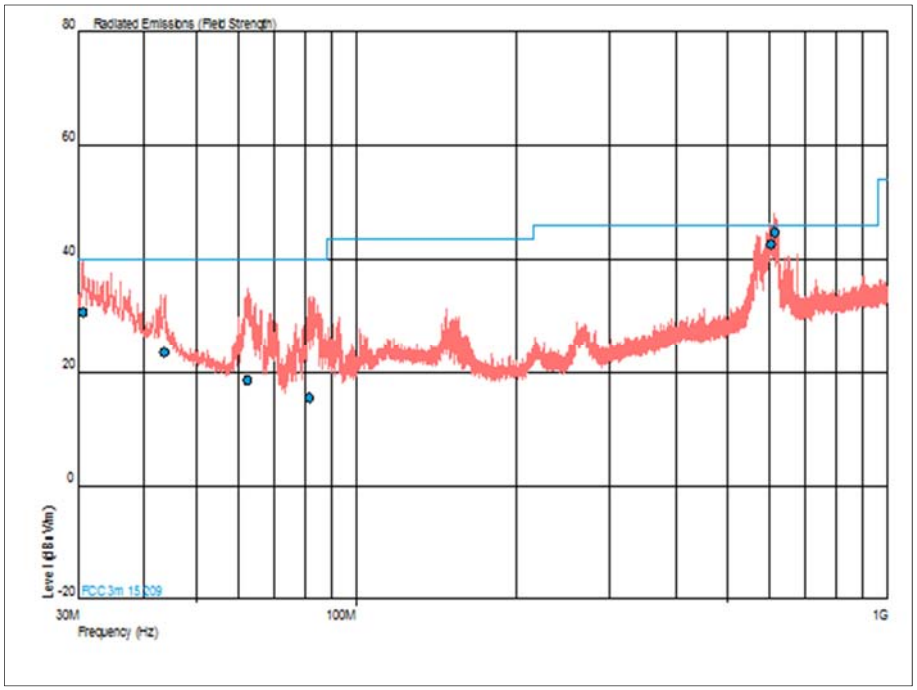


**Figure 430 - U-NII 2c - 5500 MHz - 30 MHz to 1 GHz - Horizontal and Vertical**

| Frequency (GHz) | Result (µV/m) | | Limit (µV/m) | | Margin (µV/m) | |
|---|---|---|---|---|---|---|
| | Peak | Average | Peak | Average | Peak | Average |
| * | | | | | | |

**Table 290 - U-NII 2c - 5500 MHz - 1 GHz to 40 GHz**

*No emissions were detected within 6 dB of the limit.

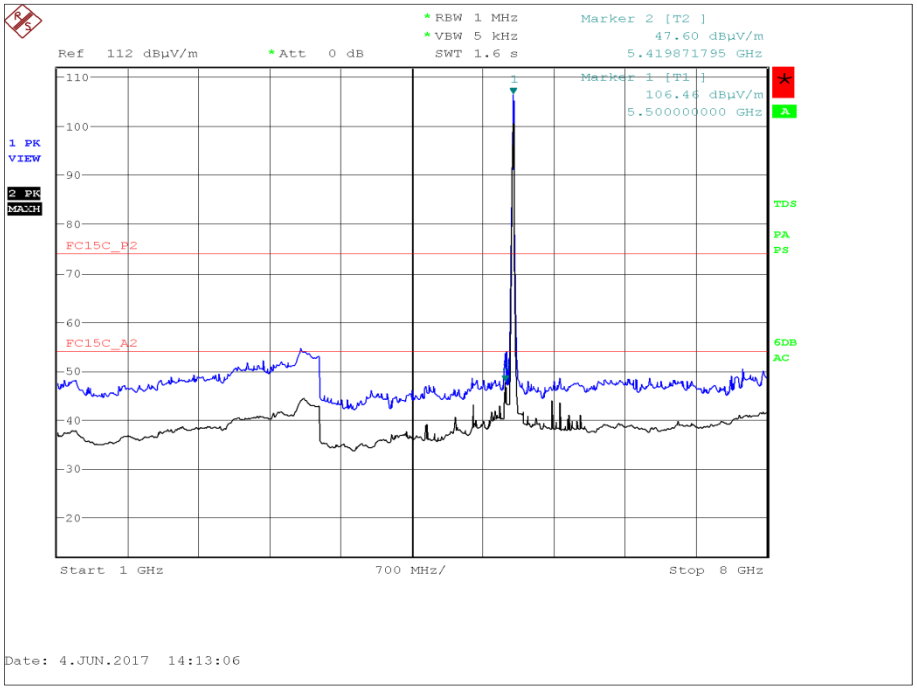


**Figure 431 - U-NII 2c - 5500 MHz - 1 GHz to 8 GHz - Horizontal and Vertical**

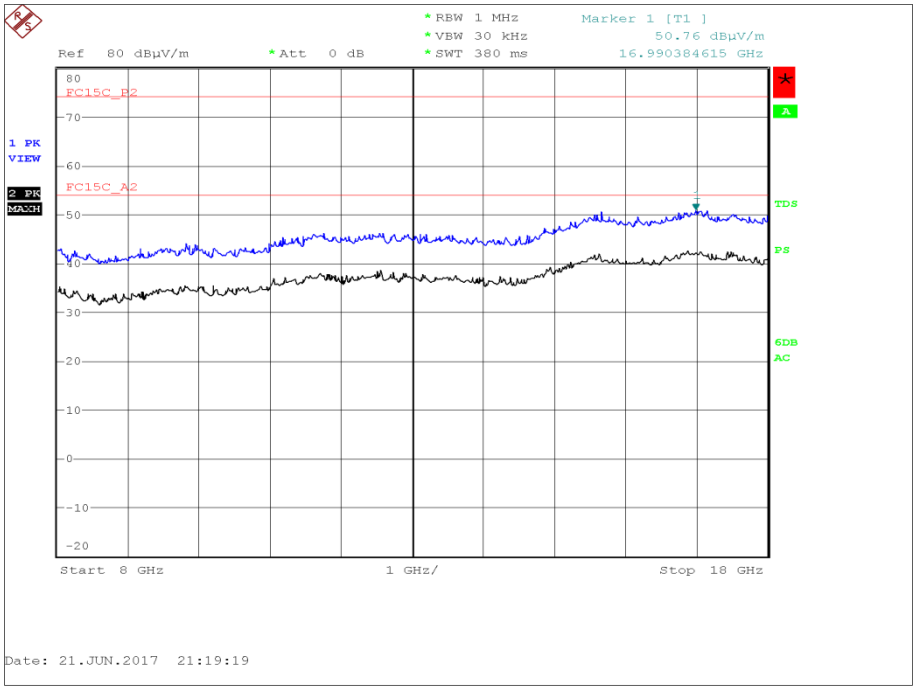


**Figure 432 - U-NII 2c - 5500 MHz - 8 GHz to 18 GHz - Horizontal and Vertical**

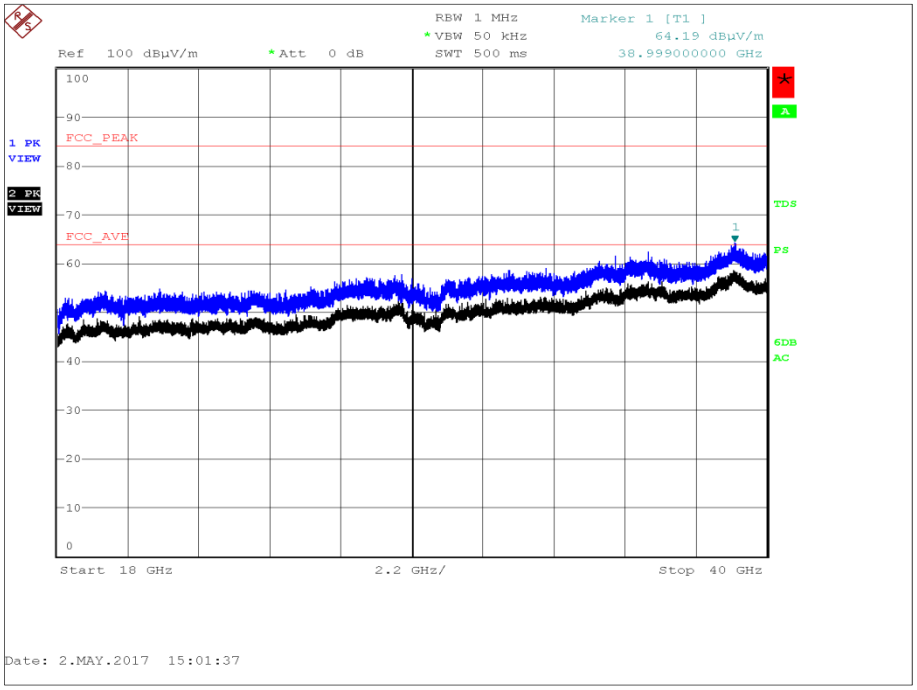


**Figure 433 - U-NII 2c - 5500 MHz - 18 GHz to 40 GHz - Horizontal and Vertical**

| Frequency (MHz) | QP Level (dBuV/m) | QP Limit (dBuV/m) | QP Margin (dBuV/m) | Angle(Deg) | Height(m) | Polarity |
|---|---|---|---|---|---|---|
| 30.629 | 30.1 | 40.0 | -9.9 | 260 | 1.00 | Horizontal |
| 109.011 | 21.8 | 43.5 | -21.7 | 0 | 1.27 | Vertical |
| 279.489 | 22.4 | 46.0 | -23.6 | 97 | 1.00 | Horizontal |
| 583.828 | 40.2 | 46.0 | -5.8 | 114 | 1.00 | Vertical |
| 602.143 | 37.7 | 46.0 | -8.3 | 278 | 1.49 | Horizontal |
| 612.573 | 39.9 | 46.0 | -6.1 | 81 | 1.00 | Vertical |

**Table 291 - U-NII 2c - 5580 MHz - 30 MHz to 1 GHz**

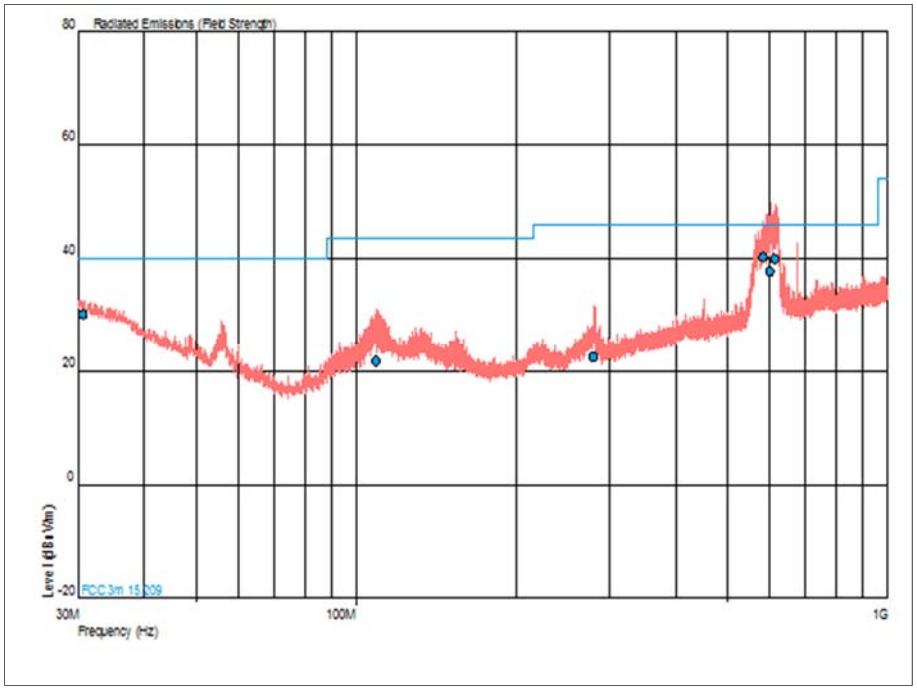


**Figure 434 - U-NII 2c - 5580 MHz - 30 MHz to 1 GHz - Horizontal and Vertical**

| Frequency (GHz) | Result (µV/m) | | Limit (µV/m) | | Margin (µV/m) | |
|---|---|---|---|---|---|---|
| | Peak | Average | Peak | Average | Peak | Average |
| * | | | | | | |

**Table 292 - U-NII 2c - 5580 MHz - 1 GHz to 40 GHz**

*No emissions were detected within 6 dB of the limit.

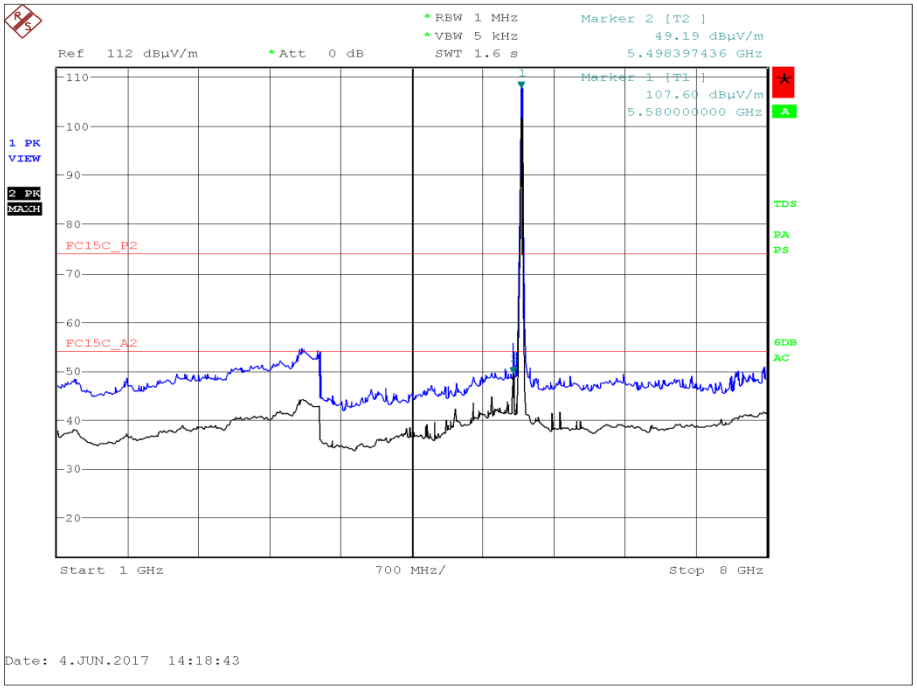


**Figure 435 - U-NII 2c - 5580 MHz - 1 GHz to 8 GHz - Horizontal and Vertical**

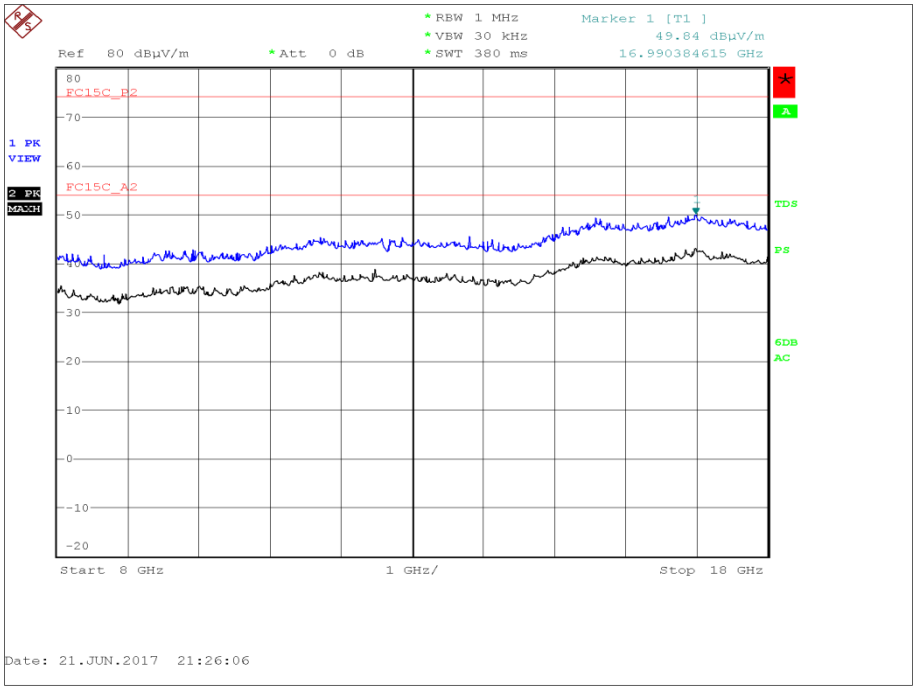


**Figure 436 - U-NII 2c - 5580 MHz - 8 GHz to 18 GHz - Horizontal and Vertical**

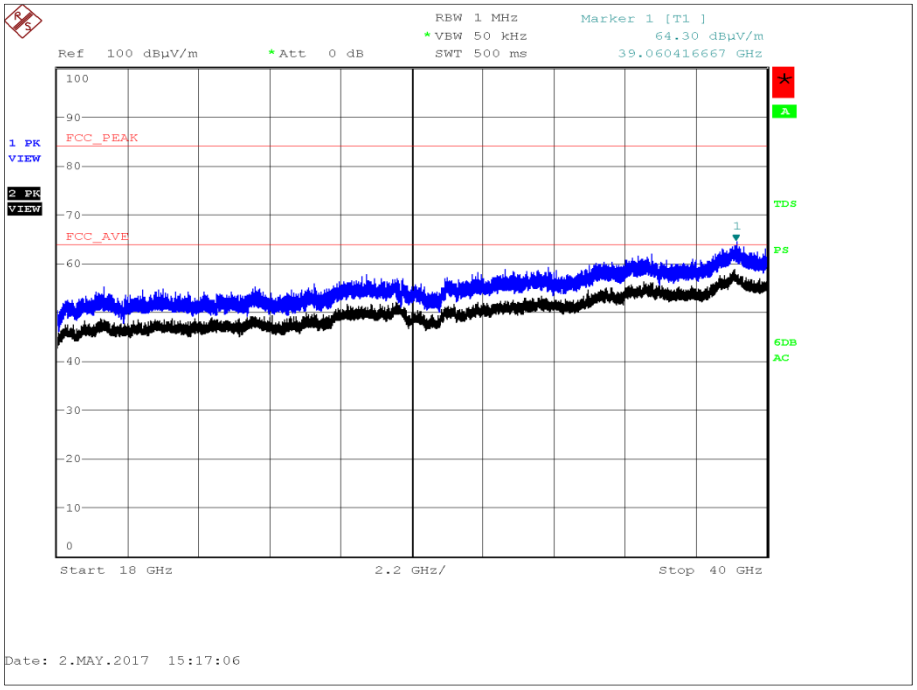


**Figure 437 - U-NII 2c - 5580 MHz - 18 GHz to 40 GHz - Horizontal and Vertical**

| Frequency (MHz) | QP Level (dBuV/m) | QP Limit (dBuV/m) | QP Margin (dBuV/m) | Angle(Deg) | Height(m) | Polarity |
|---|---|---|---|---|---|---|
| 34.648 | 32.4 | 40.0 | -7.6 | 18 | 1.00 | Vertical |
| 47.795 | 39.1 | 40.0 | -0.9 | 8 | 1.00 | Vertical |
| 88.433 | 28.7 | 43.5 | -14.8 | 94 | 1.00 | Vertical |
| 143.319 | 29.6 | 43.5 | -13.9 | 226 | 1.00 | Vertical |
| 569.294 | 38.0 | 46.0 | -8.0 | 305 | 1.00 | Vertical |
| 615.145 | 37.9 | 46.0 | -8.1 | 129 | 1.00 | Vertical |

**Table 293 - U-NII 2c - 5700 MHz - 30 MHz to 1 GHz**

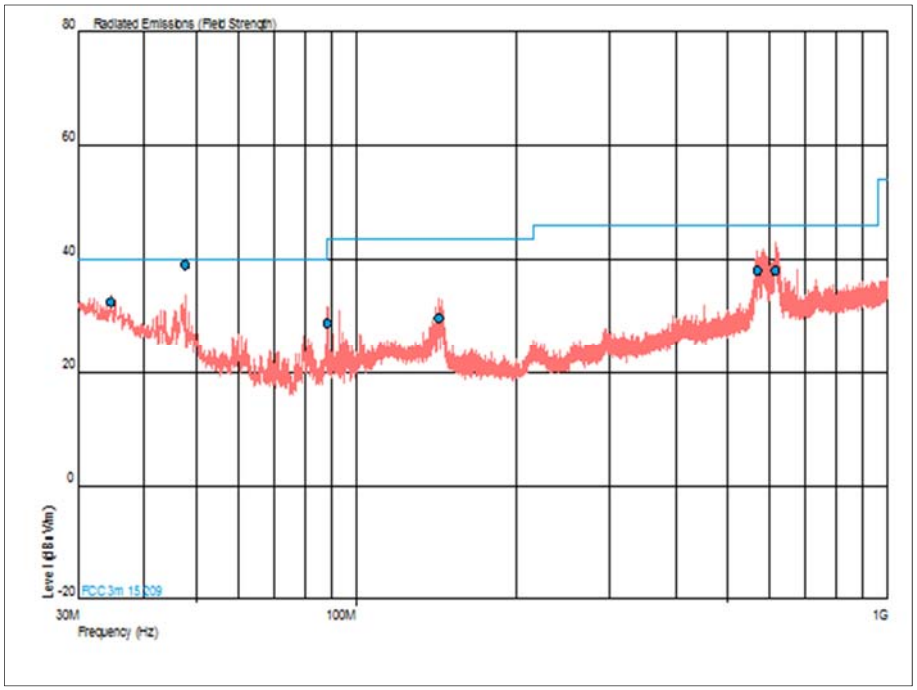


**Figure 438 - U-NII 2c - 5700 MHz - 30 MHz to 1 GHz - Horizontal and Vertical**

| Frequency (GHz) | Result (µV/m) | | Limit (µV/m) | | Margin (µV/m) | |
|---|---|---|---|---|---|---|
| | Peak | Average | Peak | Average | Peak | Average |
| * | | | | | | |

**Table 294 - U-NII 2c - 5700 MHz - 1 GHz to 40 GHz**

*No emissions were detected within 6 dB of the limit.

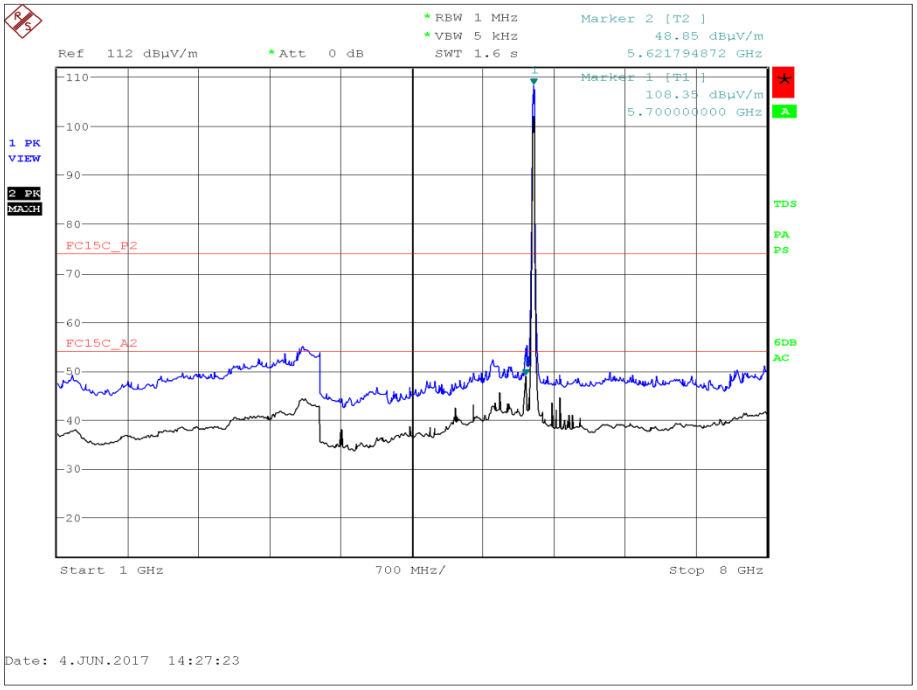


**Figure 439 - U-NII 2c - 5700 MHz - 1 GHz to 8 GHz - Horizontal and Vertical**

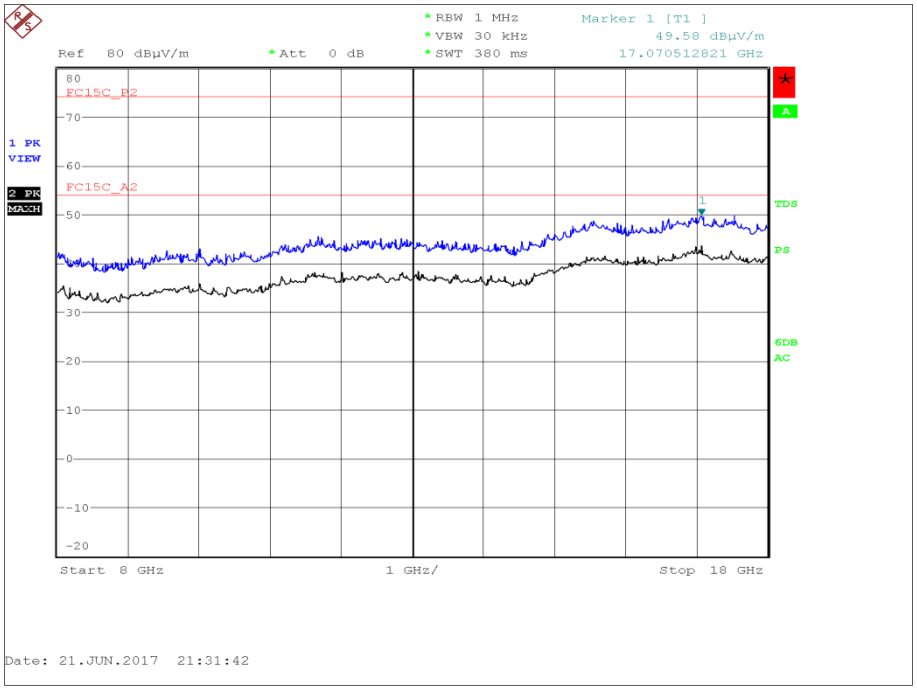


**Figure 440 - U-NII 2c - 5700 MHz - 8 GHz to 18 GHz - Horizontal and Vertical**

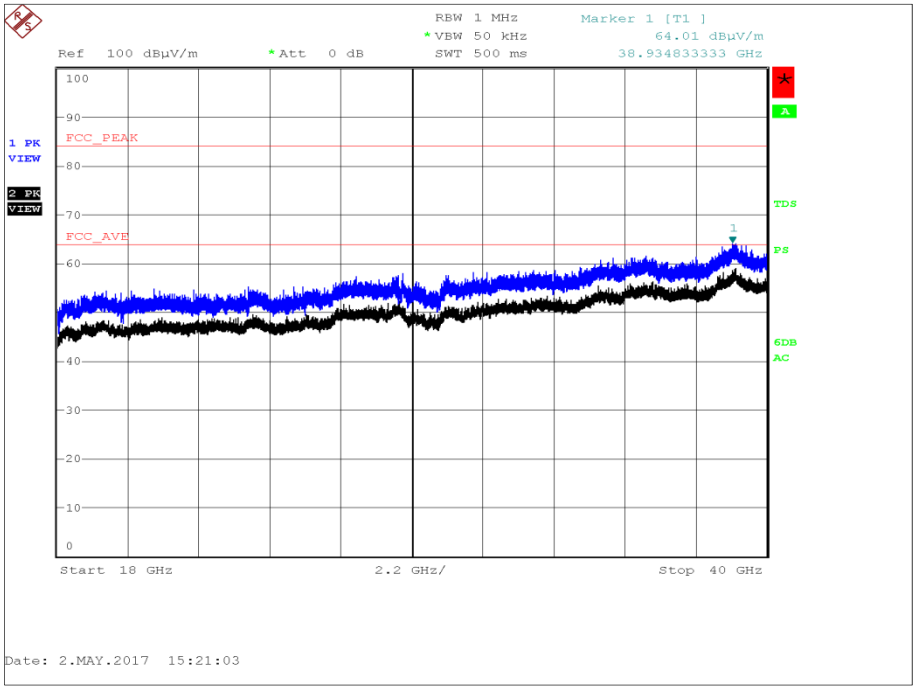


**Figure 441 - U-NII 2c - 5700 MHz - 18 GHz to 40 GHz - Horizontal and Vertical**