Transmitter Maximum Power Spectral Density (continued)

Results: 802.11ac / HT20 / MCS0 / MIMO / Port 1+2 / PWL 19 / 8 dBi Antenna / Port 1

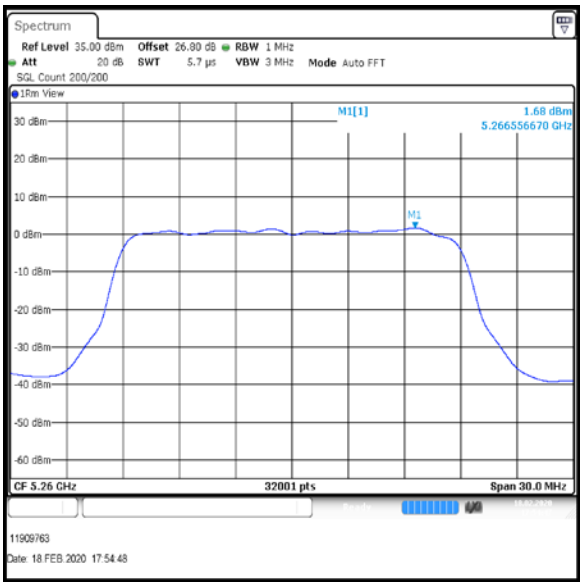

Bottom Channel

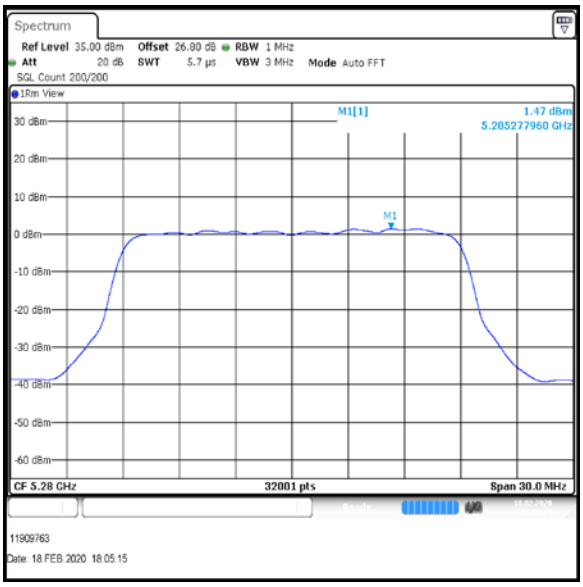

Middle Channel

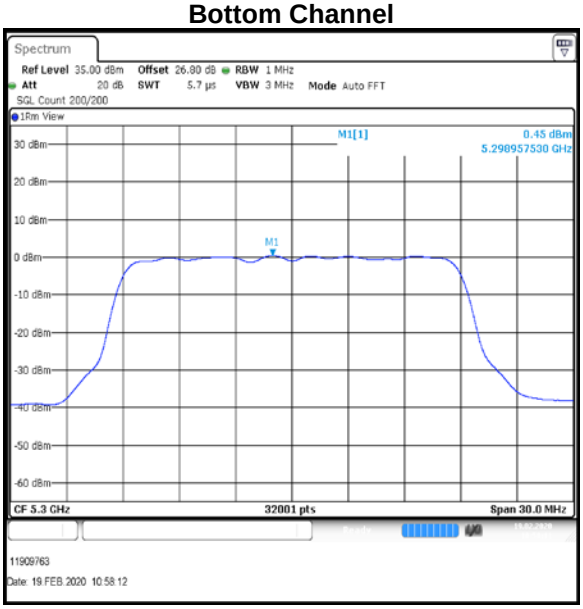

Top-1 Channel

Result: Pass

Transmitter Maximum Power Spectral Density (continued)

Results: 802.11ac / HT20 / MCS0 / MIMO / Port 1+2 / PWL 19 / 8 dBi Antenna / Port 2

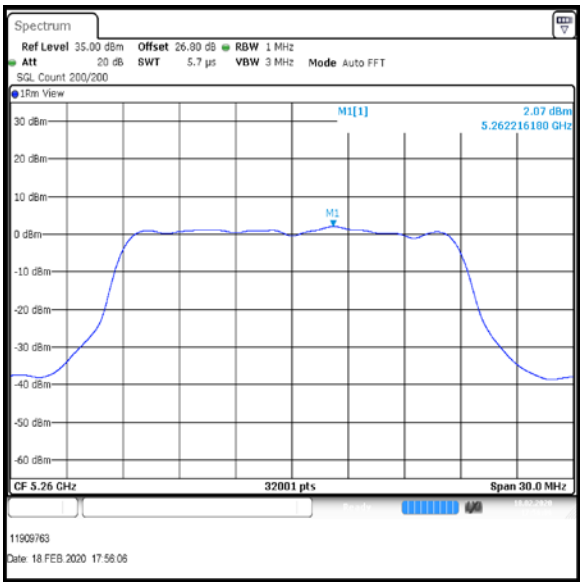

Bottom Channel

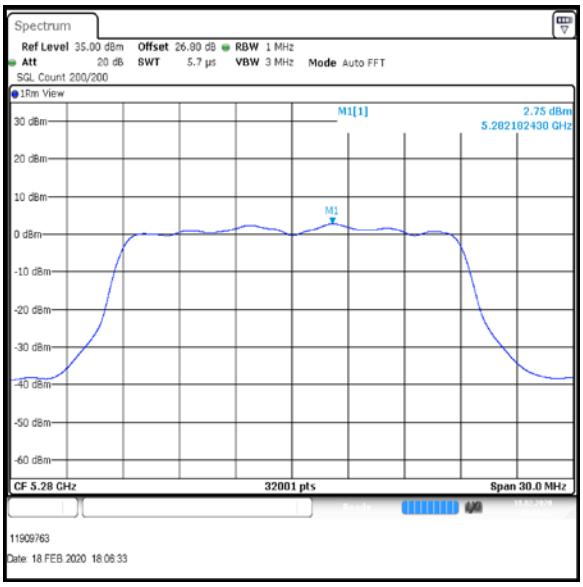

Middle Channel

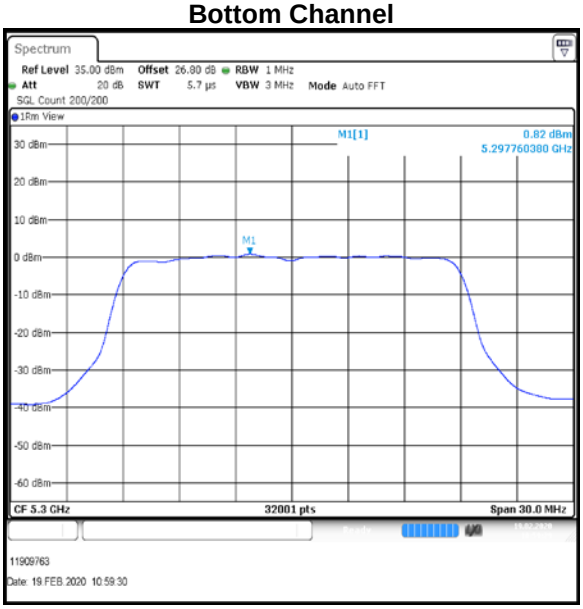

Top-1 Channel

Result: Pass

Transmitter Maximum Power Spectral Density (continued)

Results: 802.11ac / HT20 / MCS0 / MIMO / Port 1+2 / PWL 13 / 8 dBi Antenna

Channel	Port 1 PSD (dBm/MHz)	Duty Cycle Correction (dB)	Port 1 Corrected PSD (dBm/MHz)	Port 2 PSD (dBm/MHz)	Duty Cycle Correction (dB)	Port 2 Corrected PSD (dBm/MHz)
Top	-4.3	0.8	-3.5	-3.7	0.8	-2.9

Channel	Corrected PSD Port 1(dBm)	Corrected PSD Port 2(dBm)	Port 1+2 Combined PSD (dBm/MHz)
Top	-3.5	-2.9	-0.5

Channel	Combined Conducted PSD (dBm/MHz)	Limit (dBm/MHz)	Margin (dB)	Result
Top	-0.5	5.9	6.4	Complied

Result: Pass

Transmitter Maximum Power Spectral Density (continued)

Results: 802.11ac / HT20 / MCS0 / MIMO / Port 1+2 / PWL 13 / 8 dBi Antenna / Port 1

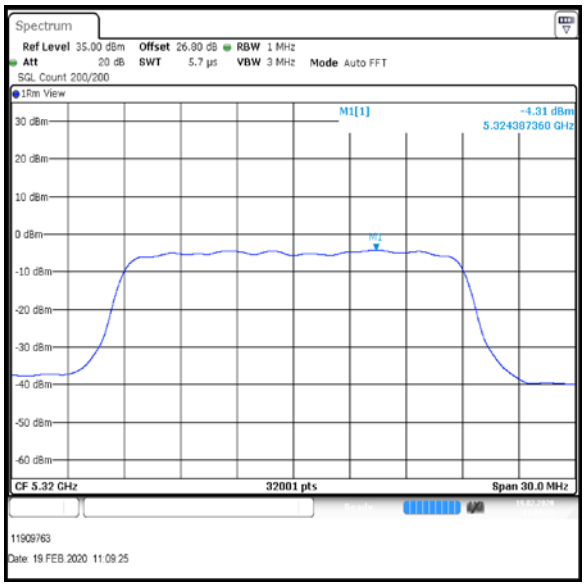

Top Channel

Result: Pass

Transmitter Maximum Power Spectral Density (continued)

Results: 802.11ac / HT20 / MCS0 / MIMO / Port 1+2 / PWL 13 / 8 dBi Antenna / Port 2

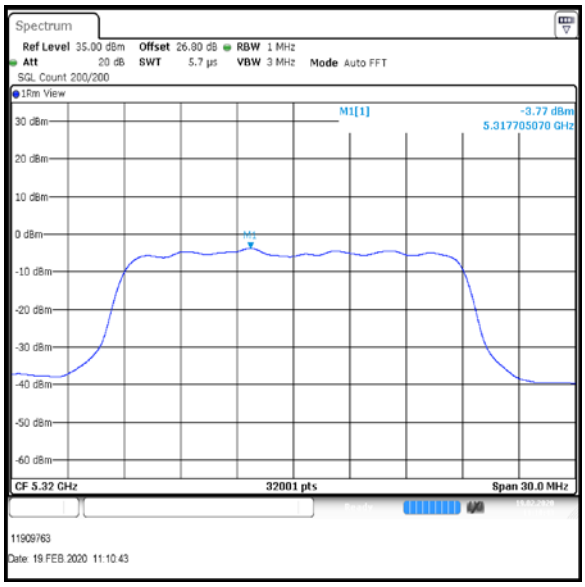

Top Channel

Result: Pass

Transmitter Maximum Power Spectral Density (continued)

Results: 802.11ac / HT20 / MCS4 / MIMO / Port 1+2 / PWL 19 / 8 dBi Antenna

Channel	Port 1 PSD (dBm/MHz)	Duty Cycle Correction (dB)	Port 1 Corrected PSD (dBm/MHz)	Port 2 PSD (dBm/MHz)	Duty Cycle Correction (dB)	Port 2 Corrected PSD (dBm/MHz)
Bottom	-0.4	1.9	1.5	-0.8	1.9	1.1
Middle	-0.1	1.9	1.8	0.1	1.9	2.0
Top-1	-1.5	1.9	0.4	-0.4	1.9	1.5

Channel	Corrected PSD Port 1 (dBm/MHz)	Corrected PSD Port 2 (dBm/MHz)	Port 1+2 Combined PSD (dBm/MHz)
Bottom	1.5	1.1	3.7
Middle	1.8	2.0	4.5
Top-1	0.4	1.5	3.7

Channel	Combined Conducted PSD (dBm/MHz)	Limit (dBm/MHz)	Margin (dB)	Result
Bottom	3.7	5.9	2.2	Complied
Middle	4.5	5.9	1.4	Complied
Top-1	3.7	5.9	2.2	Complied

Result: Pass

Transmitter Maximum Power Spectral Density (continued)

Results: 802.11ac / HT20 / MCS4 / MIMO / Port 1+2 / PWL 19 / 8 dBi Antenna / Port 1

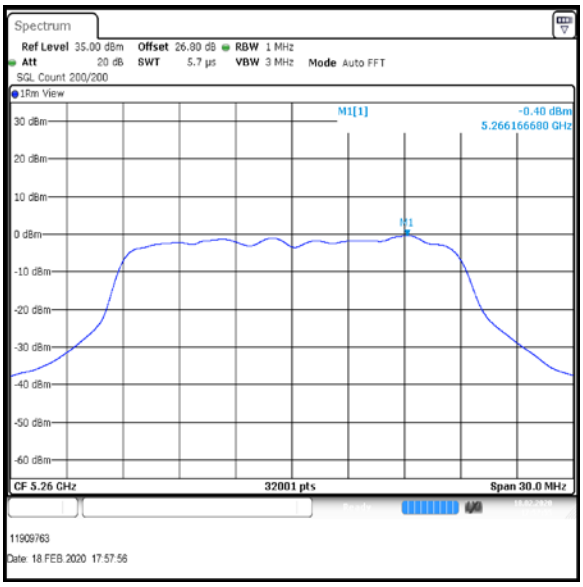

Bottom Channel

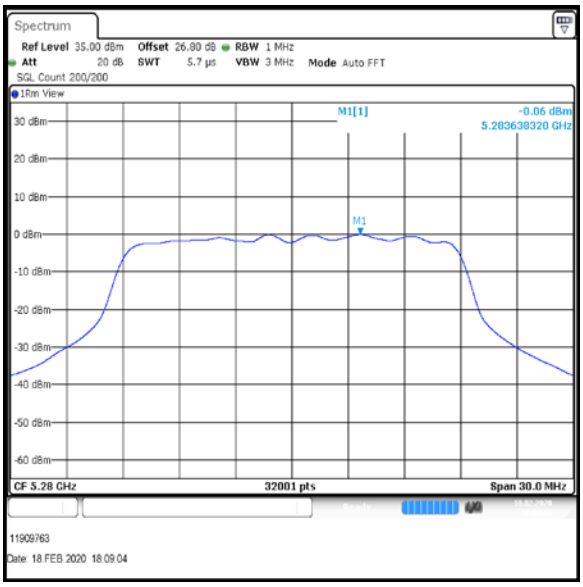

Middle Channel

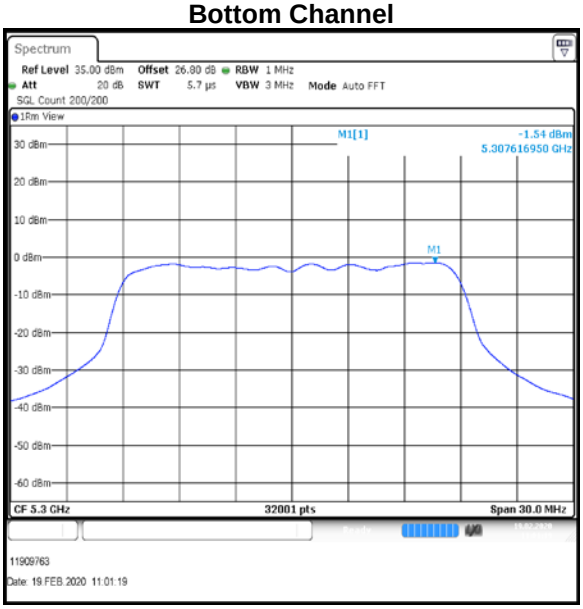

Top-1 Channel

Result: Pass

Transmitter Maximum Power Spectral Density (continued)

Results: 802.11ac / HT20 / MCS4 / MIMO / Port 1+2 / PWL 19 / 8 dBi Antenna / Port 2

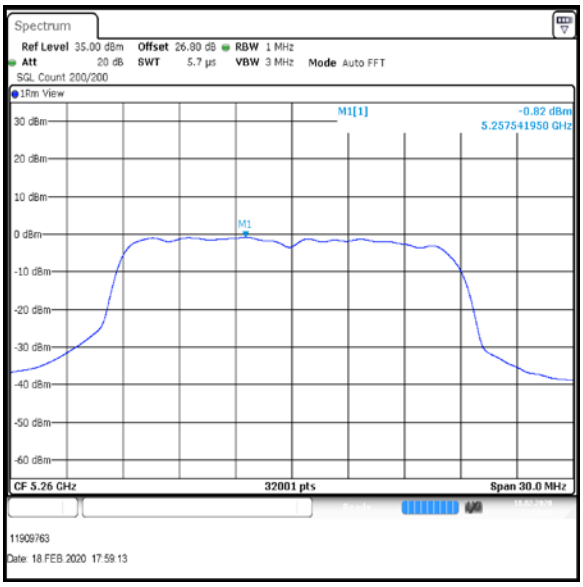

Bottom Channel

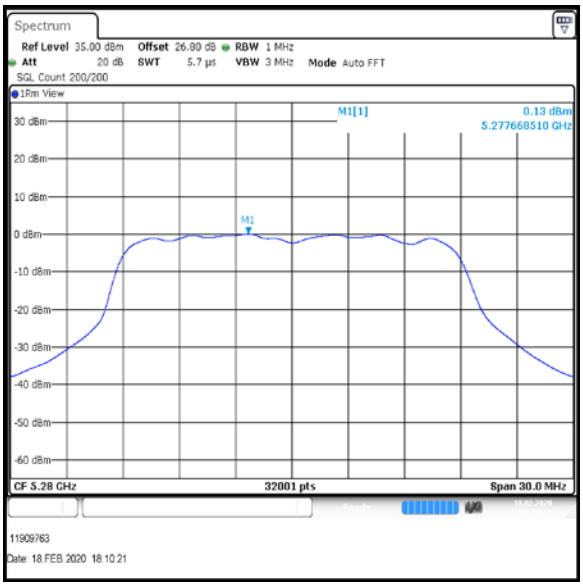

Middle Channel

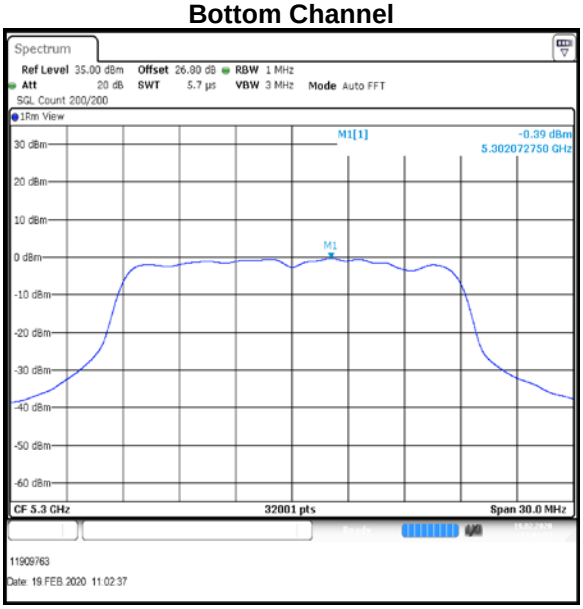

Top-1 Channel

Result: Pass

Transmitter Maximum Power Spectral Density (continued)

Results: 802.11ac / HT20 / MCS4 / MIMO / Port 1+2 / PWL 13 / 8 dBi Antenna

Channel	Port 1 PSD (dBm/MHz)	Duty Cycle Correction (dB)	Port 1 Corrected PSD (dBm/MHz)	Port 2 PSD (dBm/MHz)	Duty Cycle Correction (dB)	Port 2 Corrected PSD (dBm/MHz)
Top	-5.7	1.9	-3.8	-4.5	1.9	-2.6

Channel	Corrected PSD Port 1 (dBm/MHz)	Corrected PSD Port 2 (dBm/MHz)	Port 1+2 Combined PSD (dBm/MHz)
Top	-3.8	-2.6	-0.6

Channel	Combined Conducted PSD (dBm/MHz)	Limit (dBm/MHz)	Margin (dB)	Result
Top	-0.6	5.9	6.5	Complied

Result: Pass

Transmitter Maximum Power Spectral Density (continued)

Results: 802.11ac / HT20 / MCS4 / MIMO / Port 1+2 / PWL 13 / 8 dBi Antenna / Port 1

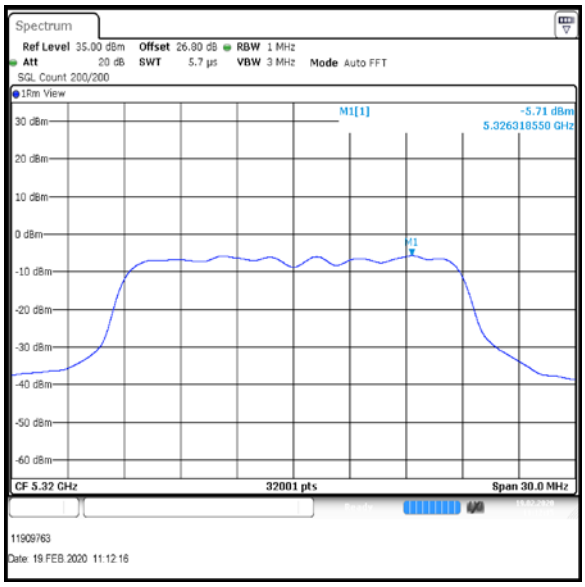

Top Channel

Result: Pass

Transmitter Maximum Power Spectral Density (continued)

Results: 802.11ac / HT20 / MCS4 / MIMO / Port 1+2 / PWL 13 / 8 dBi Antenna / Port 2

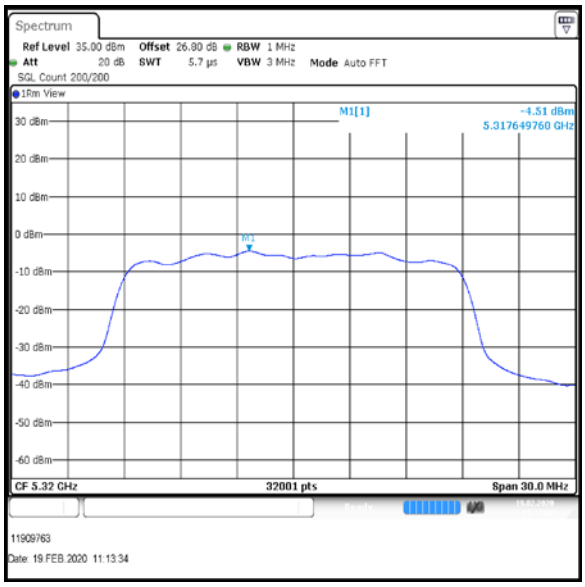

Top Channel

Result: Pass

Transmitter Maximum Power Spectral Density (continued)

Results: 802.11n / HT40 / MCS7 / MIMO / Port 1+2 / PWL 13 / 8 dBi Antenna

Channel	Port 1 PSD (dBm/MHz)	Duty Cycle Correction (dB)	Port 1 Corrected PSD (dBm/MHz)	Port 2 PSD (dBm/MHz)	Duty Cycle Correction (dB)	Port 2 Corrected PSD (dBm/MHz)
Bottom	-10.4	3.2	-7.2	-10.5	3.2	-7.3
Top	-10.8	3.2	-7.6	-10.5	3.2	-7.3

Channel	Corrected PSD Port 1 (dBm/MHz)	Corrected PSD Port 2 (dBm/MHz)	Port 1+2 Combined PSD (dBm/MHz)
Bottom	-7.2	-7.3	-4.4
Top	-7.6	-7.3	-4.5

Channel	Combined Conducted PSD (dBm/MHz)	Limit (dBm/MHz)	Margin (dB)	Result
Bottom	-4.4	5.9	10.3	Complied
Top	-4.5	5.9	10.4	Complied

Result: **Pass**

Transmitter Maximum Power Spectral Density (continued)

Results: 802.11n / HT40 / MCS7 / MIMO / Port 1+2 / PWL 13 / 8 dBi Antenna / Port 1

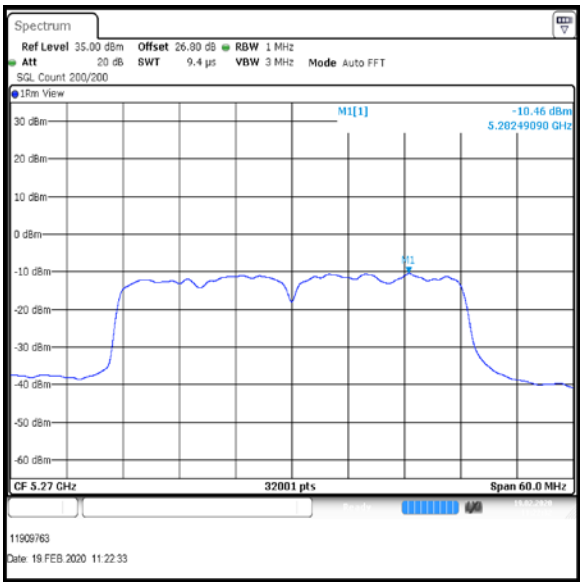

Bottom Channel

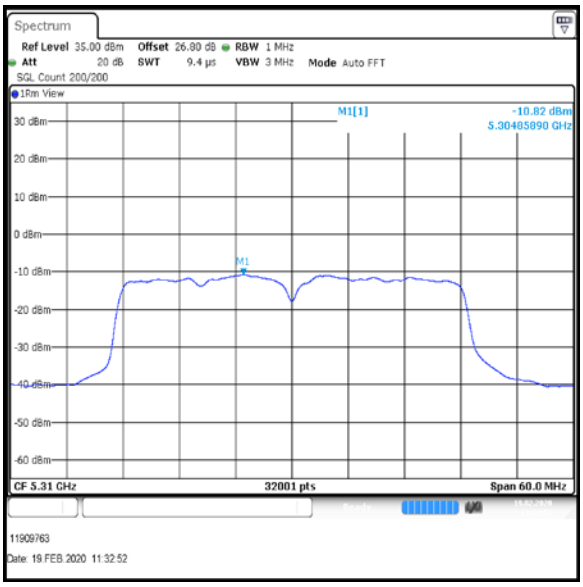

Top Channel

Result: Pass

Transmitter Maximum Power Spectral Density (continued)

Results: 802.11n / HT40 / MCS7 / MIMO / Port 1+2 / PWL 13 / 8 dBi Antenna / Port 2

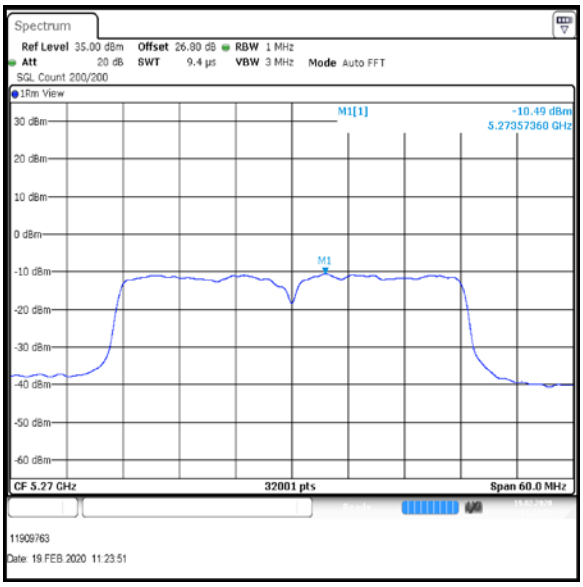

Bottom Channel

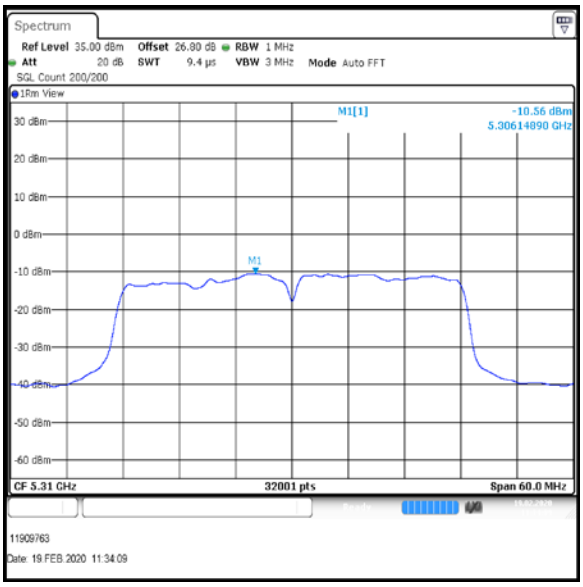

Top Channel

Result: Pass

Transmitter Maximum Power Spectral Density (continued)

Results: 802.11ac / HT40 / MCS7 / MIMO / Port 1+2 / PWL 13 / 8 dBi Antenna

Channel	Port 1 PSD (dBm/MHz)	Duty Cycle Correction (dB)	Port 1 Corrected PSD (dBm/MHz)	Port 2 PSD (dBm/MHz)	Duty Cycle Correction (dB)	Port 2 Corrected PSD (dBm/MHz)
Bottom	-11.1	2.3	-8.8	-10.4	2.3	-8.1
Top	-11.5	2.3	-9.2	-10.4	2.3	-8.1

Channel	Corrected PSD Port 1 (dBm/MHz)	Corrected PSD Port 2 (dBm/MHz)	Port 1+2 Combined PSD (dBm/MHz)
Bottom	-8.8	-8.1	-6.3
Top	-9.2	-8.1	-6.1

Channel	Combined Conducted PSD (dBm/MHz)	Limit (dBm/MHz)	Margin (dB)	Result
Bottom	-6.3	5.9	12.2	Complied
Top	-6.1	5.9	12.0	Complied

Result: **Pass**

Transmitter Maximum Power Spectral Density (continued)

Results: 802.11ac / HT40 / MCS7 / MIMO / Port 1+2 / PWL 13 / 8 dBi Antenna / Port 1

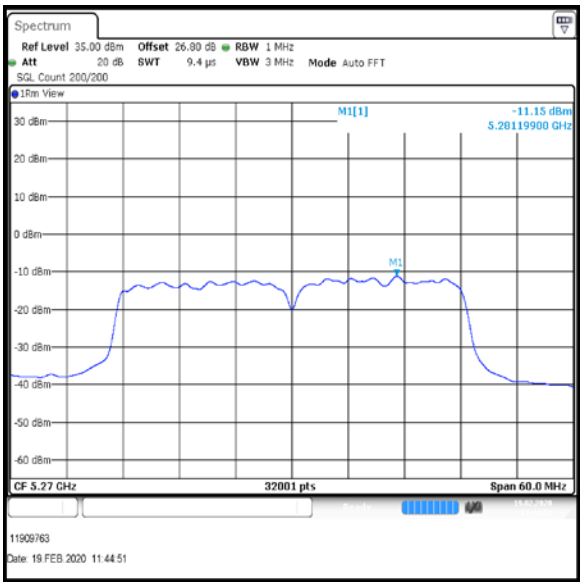

Bottom Channel

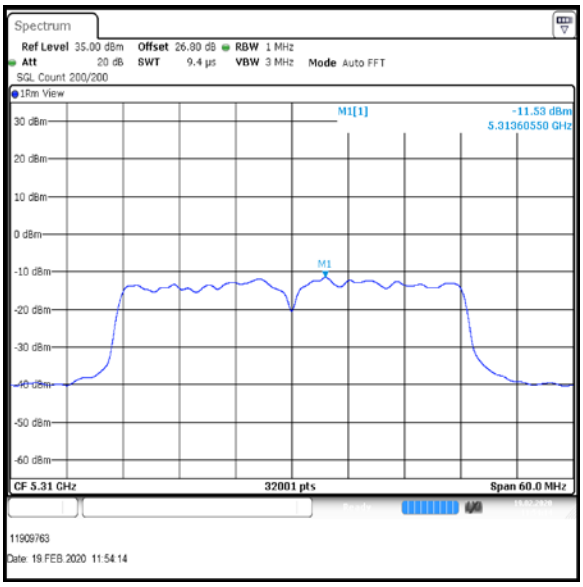

Top Channel

Result: Pass

Transmitter Maximum Power Spectral Density (continued)

Results: 802.11ac / HT40 / MCS7 / MIMO / Port 1+2 / PWL 13 / 8 dBi Antenna / Port 2

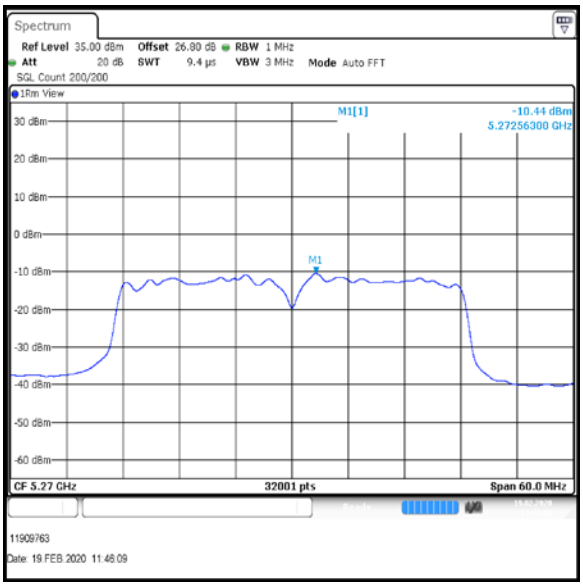

Bottom Channel

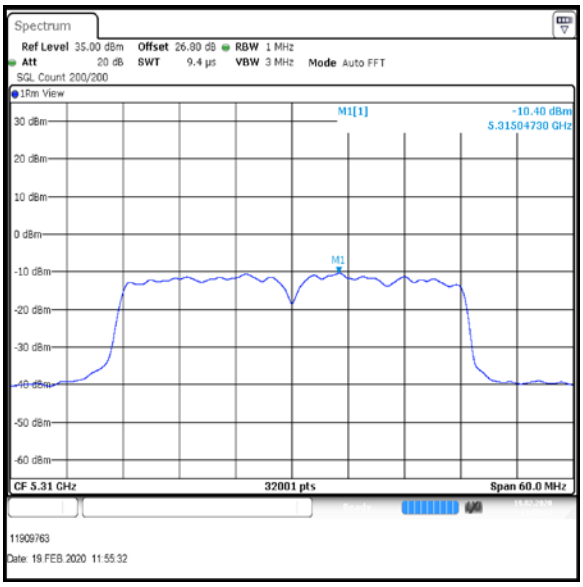

Top Channel

Result: Pass

Transmitter Maximum Power Spectral Density (continued)

Results: 802.11ac / HT80 / MCS5 / MIMO / Port 1+2 / PWL 13 / 8 dBi Antenna

Channel	Port 1 PSD (dBm/MHz)	Duty Cycle Correction (dB)	Port 1 Corrected PSD (dBm/MHz)	Port 2 PSD (dBm/MHz)	Duty Cycle Correction (dB)	Port 2 Corrected PSD (dBm/MHz)
Single	-13.6	4.3	-9.3	-14.2	4.3	-9.9

Channel	Corrected PSD Port 1 (dBm/MHz)	Corrected PSD Port 2 (dBm/MHz)	Port 1+2 Combined PSD (dBm/MHz)
Single	-9.3	-9.9	-7.0

Channel	Combined Conducted PSD (dBm/MHz)	Limit (dBm/MHz)	Margin (dB)	Result
Single	-7.0	5.9	12.9	Complied

Result: Pass

Transmitter Maximum Power Spectral Density (continued)

Results: 802.11ac / HT80 / MCS5 / MIMO / Port 1+2 / PWL 13 / 8 dBi Antenna / Port 1

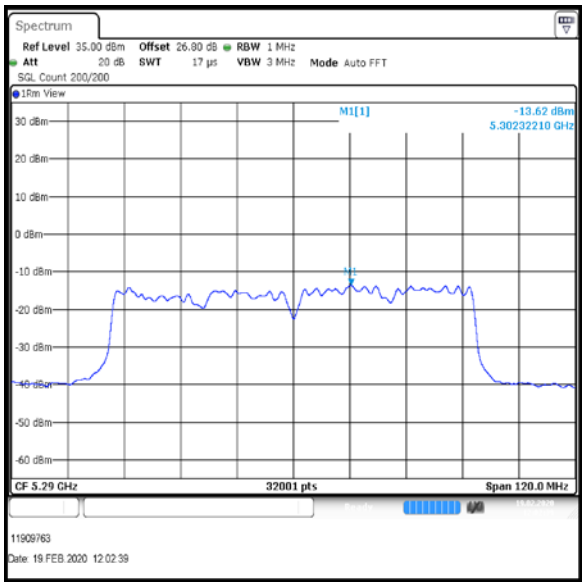

Single Channel

Result: Pass

Transmitter Maximum Power Spectral Density (continued)

Results: 802.11ac / HT80 / MCS5 / MIMO / Port 1+2 / PWL 13 / 8 dBi Antenna / Port 2

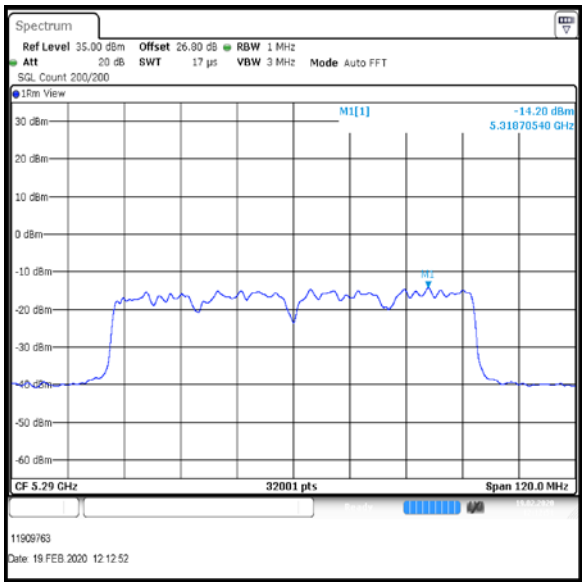

Single Channel

Result: Pass

Transmitter Maximum Power Spectral Density (continued)

Results: 802.11ac / HT80 / MCS9 / MIMO / Port 1+2 / PWL 13 / 8 dBi Antenna

Channel	Port 1 PSD (dBm/MHz)	Duty Cycle Correction (dB)	Port 1 Corrected PSD (dBm/MHz)	Port 2 PSD (dBm/MHz)	Duty Cycle Correction (dB)	Port 2 Corrected PSD (dBm/MHz)
Single	-14.4	4.8	-9.6	-12.8	4.8	-8.0

Channel	Corrected PSD Port 1 (dBm/MHz)	Corrected PSD Port 2 (dBm/MHz)	Port 1+2 Combined PSD (dBm/MHz)
Single	-9.6	-8.0	-6.3

Channel	Combined Conducted PSD (dBm/MHz)	Limit (dBm/MHz)	Margin (dB)	Result
Single	-6.3	5.9	12.2	Complied

Result: Pass

Transmitter Maximum Power Spectral Density (continued)

Results: 802.11ac / HT80 / MCS9 / MIMO / Port 1+2 / PWL 13 / 8 dBi Antenna / Port 1

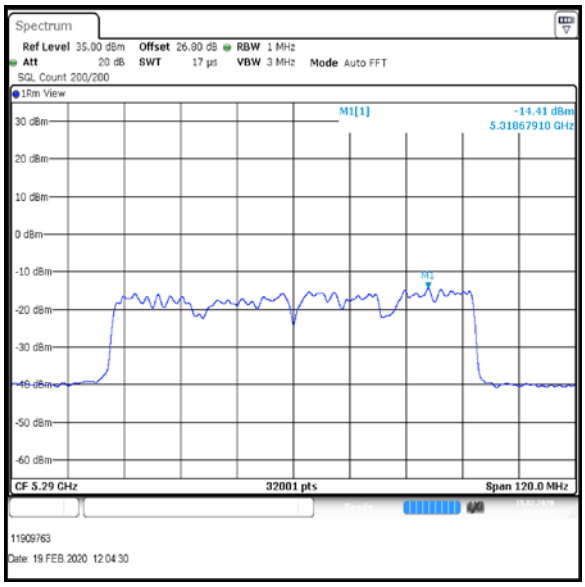

Single Channel

Result: Pass

Transmitter Maximum Power Spectral Density (continued)

Results: 802.11ac / HT80 / MCS9 / MIMO / Port 1+2 / PWL 13 / 8 dBi Antenna / Port 2

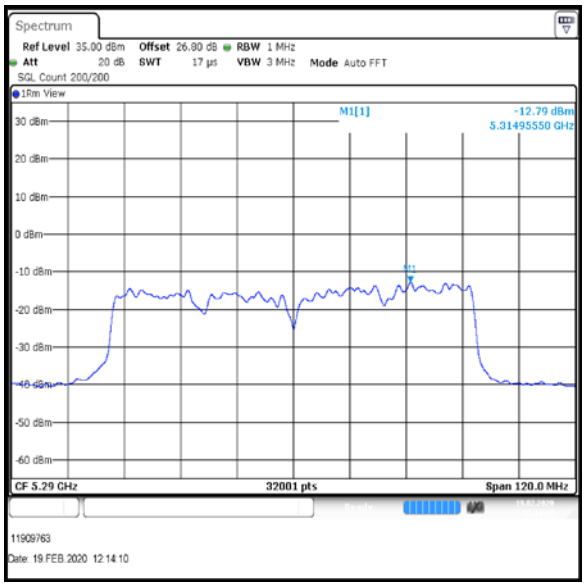

Single Channel

Result: Pass

Transmitter Maximum Power Spectral Density (continued)

Results: 802.11a / 20 MHz / 12Mbit / MIMO / Port 1+2+3 / PWL 17 / 8 dBi Antenna

Channel	Port 1 PSD (dBm/MHz)	Duty Cycle Correction (dB)	Port 1 Corrected PSD (dBm/MHz)	Port 2 PSD (dBm/MHz)	Duty Cycle Correction (dB)	Port 2 Corrected PSD (dBm/MHz)
Bottom	-2.6	0.6	-2.0	-2.1	0.6	-1.5
Middle	-1.9	0.6	-1.3	-2.2	0.6	-1.6
Top-1	-2.0	0.6	-1.4	-1.8	0.6	-1.2

Channel	Port 3 PSD (dBm/MHz)	Duty Cycle Correction (dB)	Port 3 Corrected PSD (dBm/MHz)
Bottom	-2.2	0.6	-1.6
Middle	-1.9	0.6	-1.3
Top-1	-1.8	0.6	-1.2

Channel	Corrected PSD Port 1 (dBm/MHz)	Corrected PSD Port 2 (dBm/MHz)	Corrected PSD Port 3 (dBm/MHz)	Port 1+2+3 Combined PSD (dBm/MHz)
Bottom	-2.0	-1.5	-1.6	3.0
Middle	-1.3	-1.6	-1.3	3.3
Top-1	-1.4	-1.2	-1.2	3.2

Channel	Combined Conducted PSD (dBm/MHz)	Limit (dBm/MHz)	Margin (dB)	Result
Bottom	3.0	4.2	1.2	Complied
Middle	3.3	4.2	0.9	Complied
Top-1	3.2	4.2	1.0	Complied

Result: Pass

Transmitter Maximum Power Spectral Density (continued)

Results: 802.11a / 20 MHz / 12Mbit / MIMO / Port 1+2+3 / PWL 17 / 8 dBi Antenna / Port 1

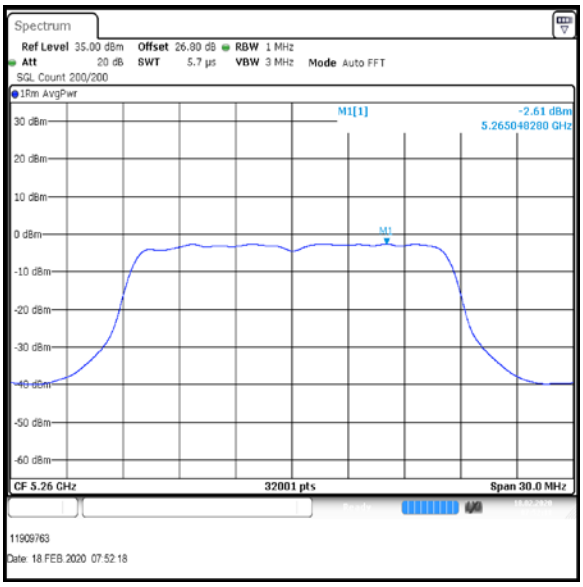

Bottom Channel

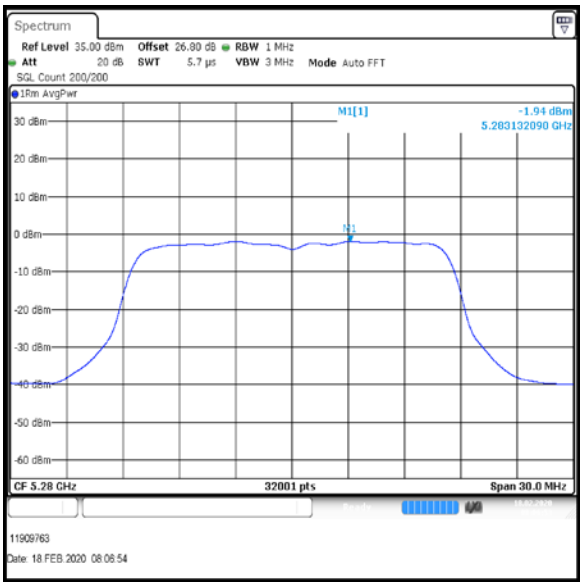

Middle Channel

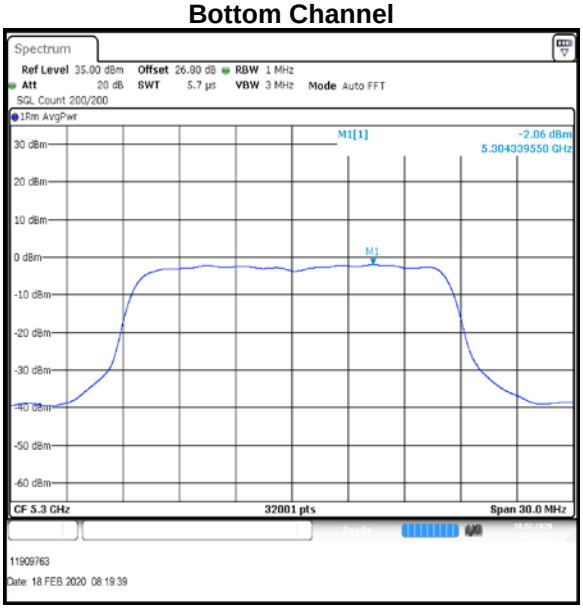

Top-1 Channel

Result: Pass

Transmitter Maximum Power Spectral Density (continued)

Results: 802.11a / 20 MHz / 12Mbit / MIMO / Port 1+2+3 / PWL 17 / 8 dBi Antenna / Port 2

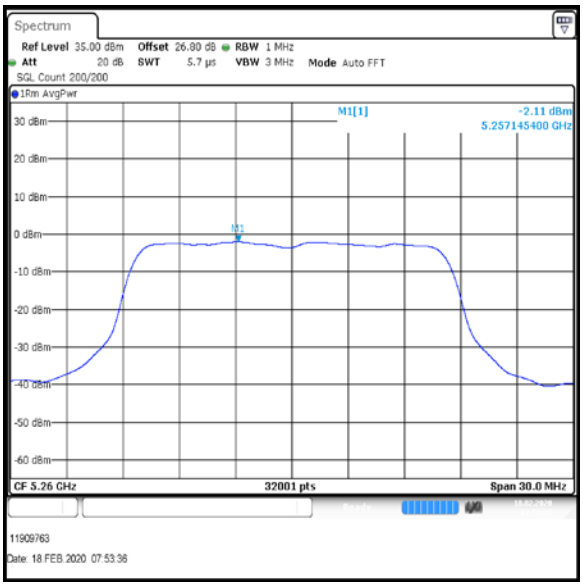

Bottom Channel

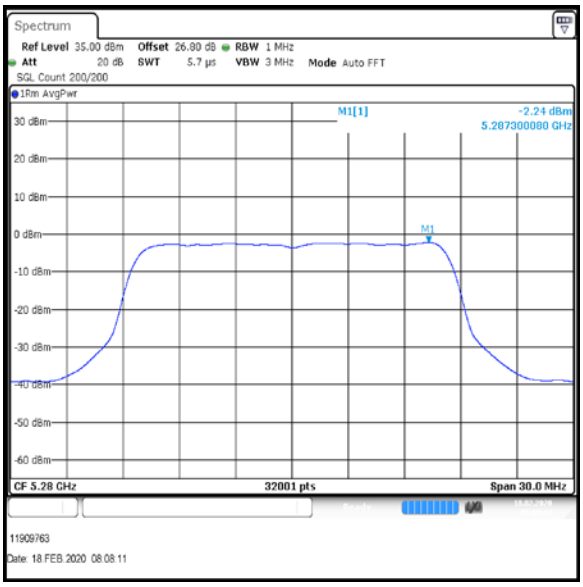

Middle Channel

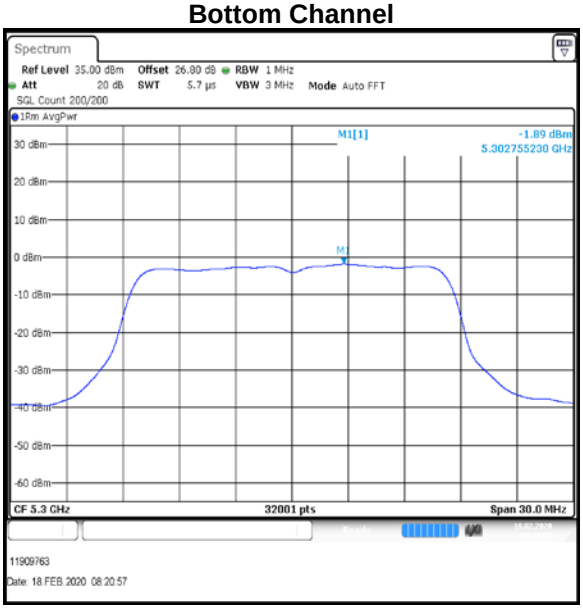

Top-1 Channel

Result: Pass

Transmitter Maximum Power Spectral Density (continued)

Results: 802.11a / 20 MHz / 12Mbit / MIMO / Port 1+2+3 / PWL 17 / 8 dBi Antenna / Port 3

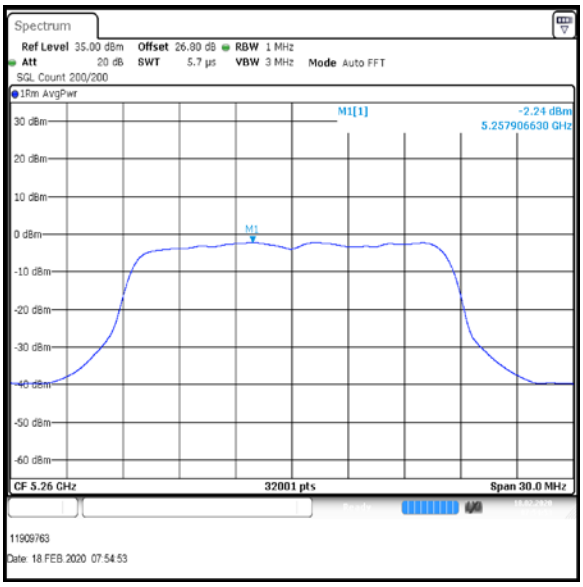

Bottom Channel

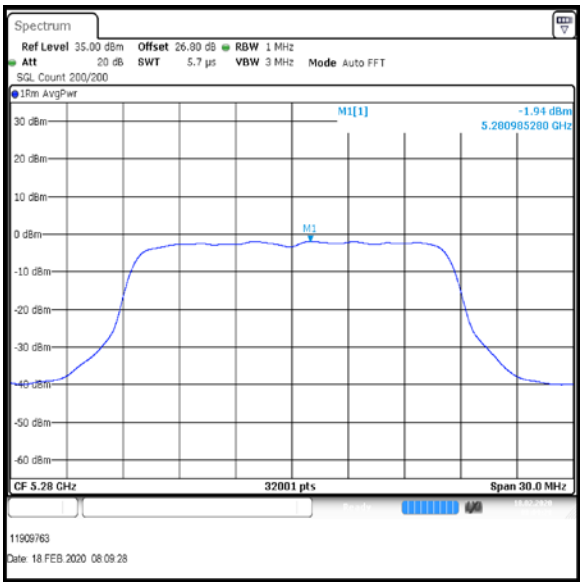

Middle Channel

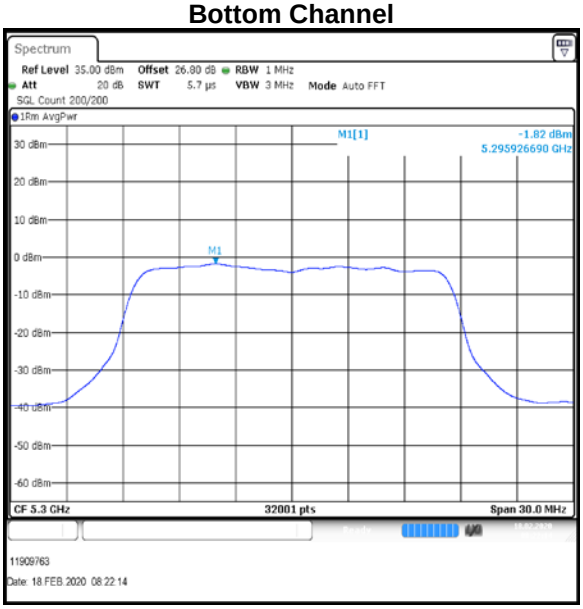

Top-1 Channel

Result: Pass

Transmitter Maximum Power Spectral Density (continued)

Results: 802.11a / 20 MHz / 12Mbit / MIMO / Port 1+2+3 / PWL 14 / 8 dBi Antenna

Channel	Port 1 PSD (dBm/MHz)	Duty Cycle Correction (dB)	Port 1 Corrected PSD (dBm/MHz)	Port 2 PSD (dBm/MHz)	Duty Cycle Correction (dB)	Port 2 Corrected PSD (dBm/MHz)
Top	-4.1	0.6	-3.5	-4.1	0.6	-3.5

Channel	Port 3 PSD (dBm/MHz)	Duty Cycle Correction (dB)	Port 3 Corrected PSD (dBm/MHz)
Top	-4.7	0.6	-4.1

Channel	Corrected PSD Port 1 (dBm/MHz)	Corrected PSD Port 2 (dBm/MHz)	Corrected PSD Port 3 (dBm/MHz)	Port 1+2+3 Combined PSD (dBm/MHz)
Top	-3.5	-3.5	-4.1	1.0

Channel	Combined Conducted PSD (dBm/MHz)	Limit (dBm/MHz)	Margin (dB)	Result
Top	1.0	4.2	3.2	Complied

Result: Pass

Transmitter Maximum Power Spectral Density (continued)

Results: 802.11a / 20 MHz / 12Mbit / MIMO / Port 1+2+3 / PWL 14 / 8 dBi Antenna / Port 1

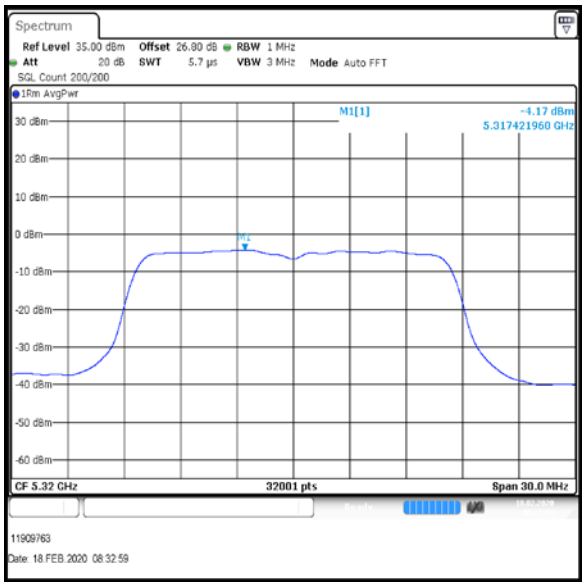

Top Channel

Result: Pass

Transmitter Maximum Power Spectral Density (continued)

Results: 802.11a / 20 MHz / 12Mbit / MIMO / Port 1+2+3 / PWL 14 / 8 dBi Antenna / Port 2

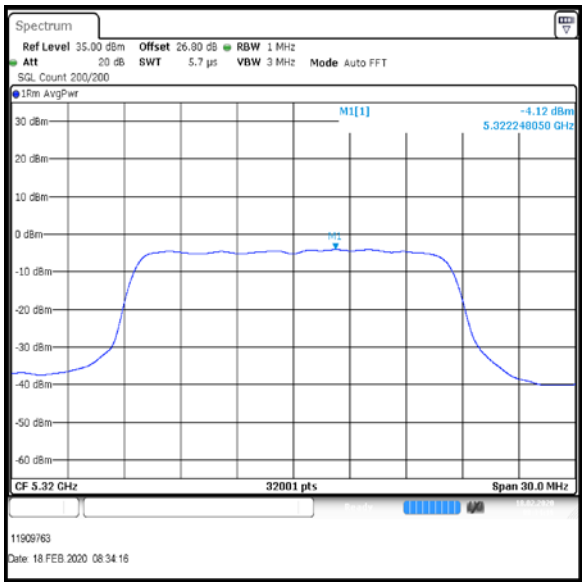

Top Channel

Result: Pass

Transmitter Maximum Power Spectral Density (continued)

Results: 802.11a / 20 MHz / 12Mbit / MIMO / Port 1+2+3 / PWL 14 / 8 dBi Antenna / Port 3

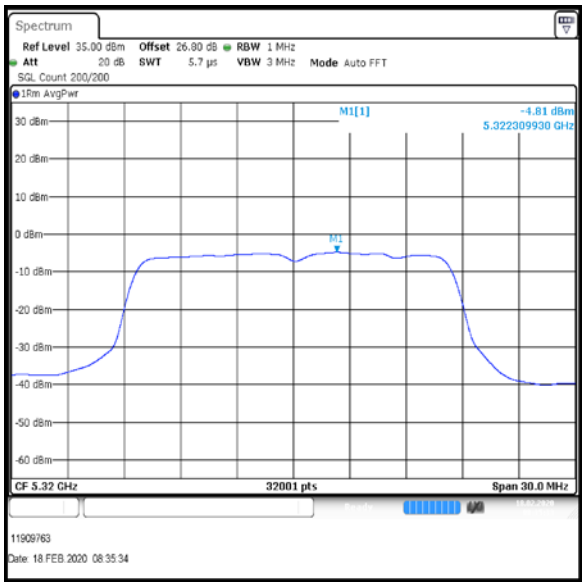

Top Channel

Result: Pass

Transmitter Maximum Power Spectral Density (continued)

Results: 802.11a / 20 MHz / 9Mbit / MIMO / Port 1+2+3 / PWL 17 / 8 dBi Antenna

Channel	Port 1 PSD (dBm/MHz)	Duty Cycle Correction (dB)	Port 1 Corrected PSD (dBm/MHz)	Port 2 PSD (dBm/MHz)	Duty Cycle Correction (dB)	Port 2 Corrected PSD (dBm/MHz)
Bottom	-1.7	0.4	-1.3	-1.6	0.4	-1.2
Middle	-1.6	0.4	-1.2	-1.1	0.4	-0.7
Top-1	-1.5	0.4	-1.1	-1.3	0.4	-0.9

Channel	Port 3 PSD (dBm/MHz)	Duty Cycle Correction (dB)	Port 3 Corrected PSD (dBm/MHz)
Bottom	-1.5	0.4	-1.1
Middle	-1.2	0.4	-0.8
Top-1	-1.5	0.4	-1.1

Channel	Corrected PSD Port 1 (dBm/MHz)	Corrected PSD Port 2 (dBm/MHz)	Corrected PSD Port 3 (dBm/MHz)	Port 1+2+3 Combined PSD (dBm/MHz)
Bottom	-1.3	-1.2	-1.1	3.3
Middle	-1.2	-0.7	-0.8	3.7
Top-1	-1.1	-0.9	-1.1	3.6

Channel	Combined Conducted PSD (dBm/MHz)	Limit (dBm/MHz)	Margin (dB)	Result
Bottom	3.3	4.2	0.9	Complied
Middle	3.7	4.2	0.5	Complied
Top-1	3.6	4.2	0.6	Complied

Result: **Pass within Measurement Uncertainty**

Transmitter Maximum Power Spectral Density (continued)

Results: 802.11a / 20 MHz / 9Mbit / MIMO / Port 1+2+3 / PWL 17 / 8 dBi Antenna / Port 1

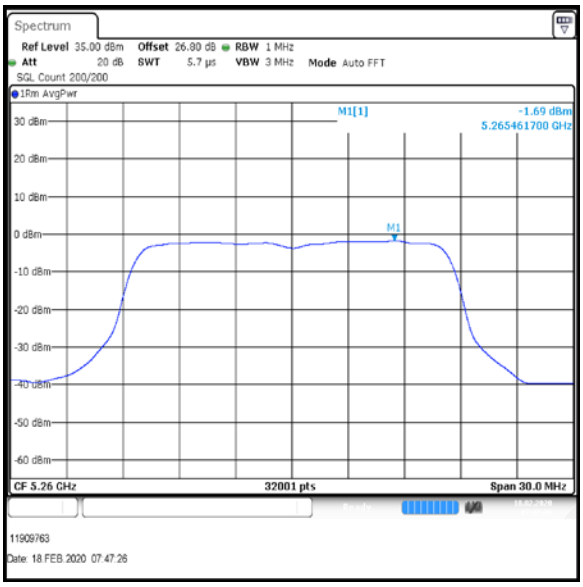

Bottom Channel

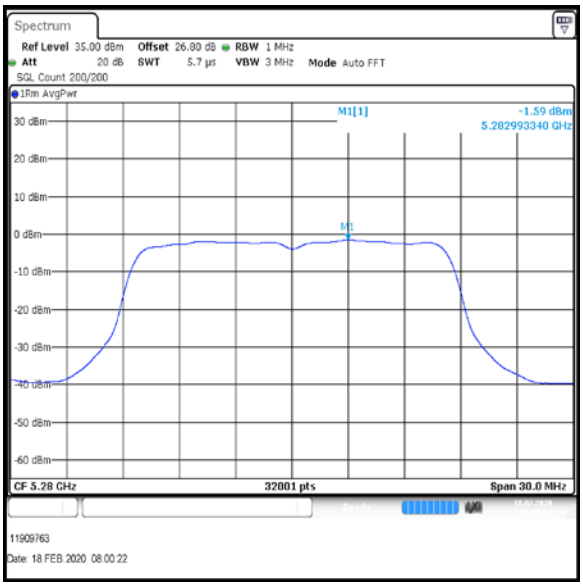

Middle Channel

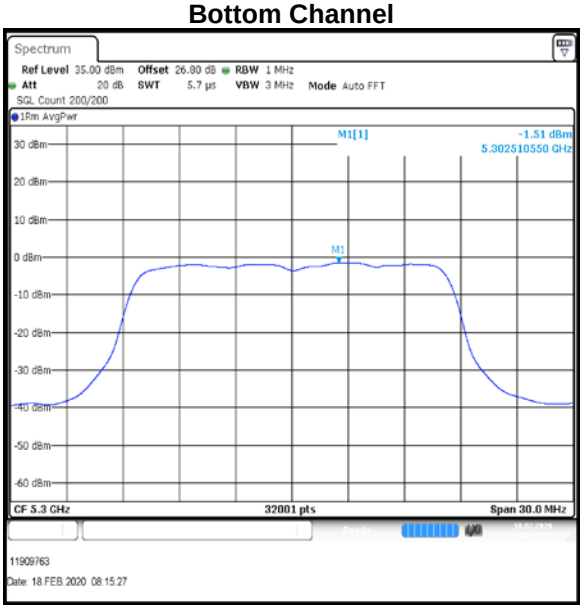

Top-1 Channel

Result: Pass

Transmitter Maximum Power Spectral Density (continued)

Results: 802.11a / 20 MHz / 9Mbit / MIMO / Port 1+2+3 / PWL 17 / 8 dBi Antenna / Port 2

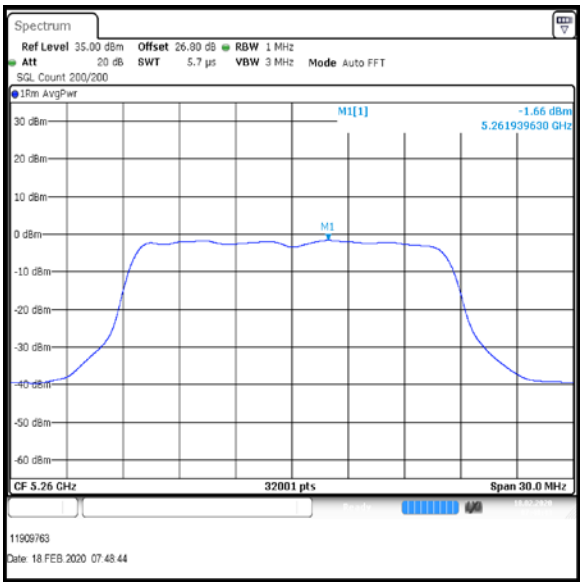

Bottom Channel

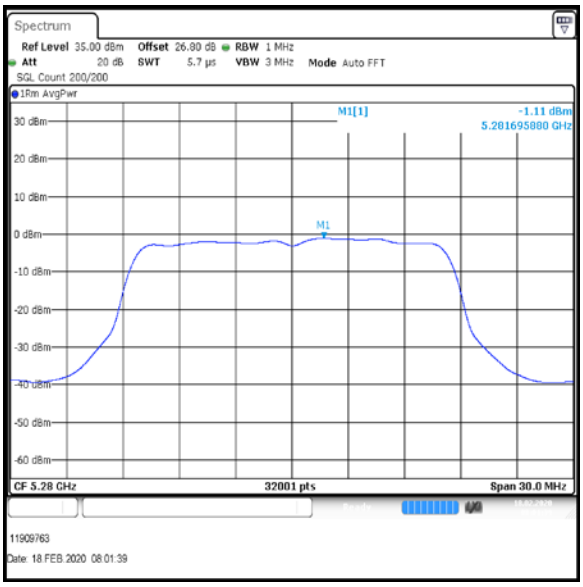

Middle Channel

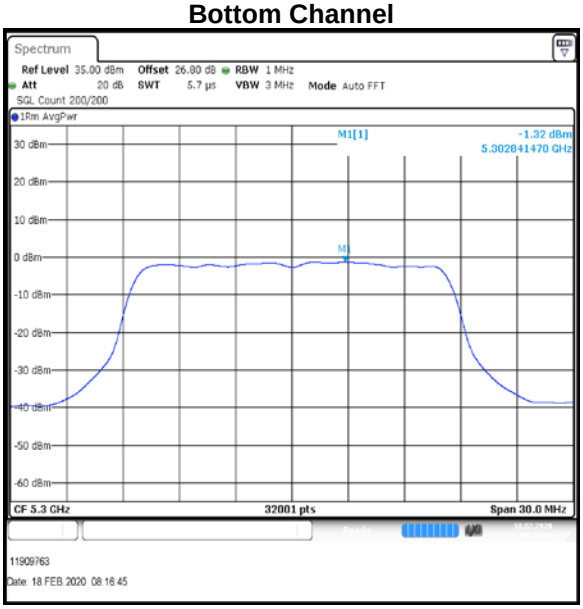

Top-1 Channel

Result: Pass

Transmitter Maximum Power Spectral Density (continued)

Results: 802.11a / 20 MHz / 9Mbit / MIMO / Port 1+2+3 / PWL 17 / 8 dBi Antenna / Port 3

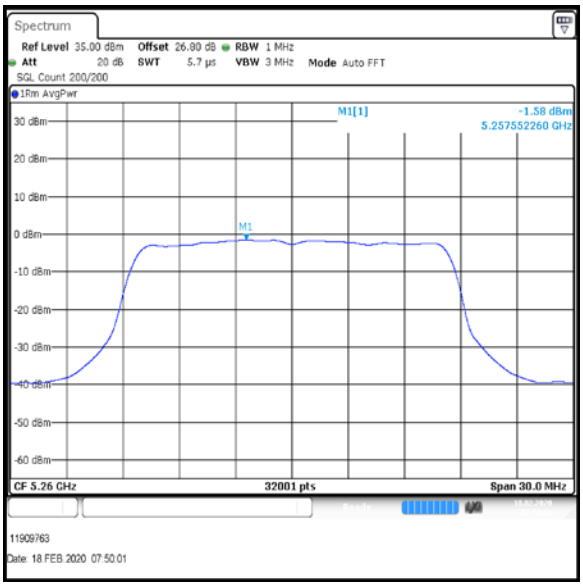

Bottom Channel

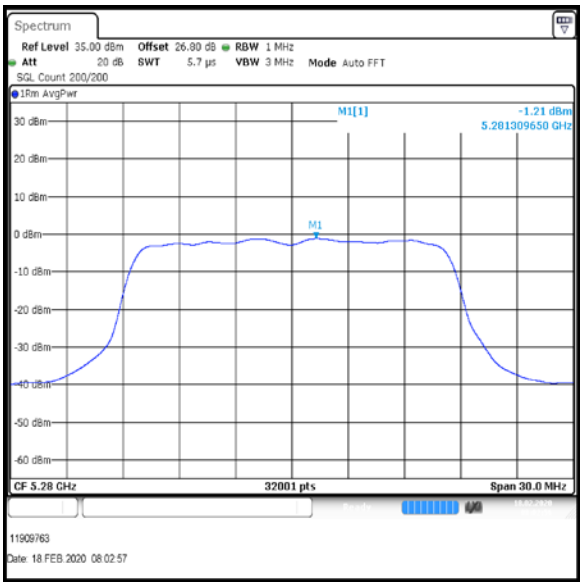

Middle Channel

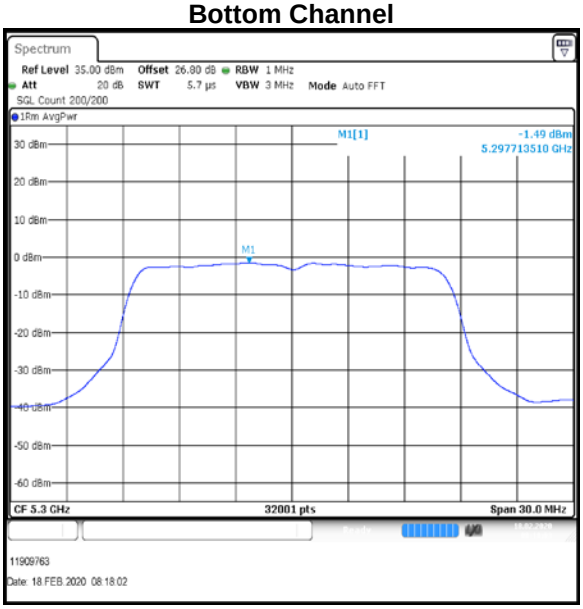

Top-1 Channel

Result: Pass

Transmitter Maximum Power Spectral Density (continued)

Results: 802.11a / 20 MHz / 9Mbit / MIMO / Port 1+2+3 / PWL 14 / 8 dBi Antenna

Channel	Port 1 PSD (dBm/MHz)	Duty Cycle Correction (dB)	Port 1 Corrected PSD (dBm/MHz)	Port 2 PSD (dBm/MHz)	Duty Cycle Correction (dB)	Port 2 Corrected PSD (dBm/MHz)
Top	-3.4	0.4	-3.0	-3.3	0.4	-2.9

Channel	Port 3 PSD (dBm/MHz)	Duty Cycle Correction (dB)	Port 3 Corrected PSD (dBm/MHz)
Top	-4.4	0.4	-4.0

Channel	Corrected PSD Port 1 (dBm/MHz)	Corrected PSD Port 2 (dBm/MHz)	Corrected PSD Port 3 (dBm/MHz)	Port 1+2+3 Combined PSD (dBm/MHz)
Top	-3.0	-2.9	-4.0	1.3

Channel	Combined Conducted PSD (dBm/MHz)	Limit (dBm/MHz)	Margin (dB)	Result
Top	1.3	4.2	2.9	Complied

Result: Pass

Transmitter Maximum Power Spectral Density (continued)

Results: 802.11a / 20 MHz / 9Mbit / MIMO / Port 1+2+3 / PWL 14 / 8 dBi Antenna / Port 1

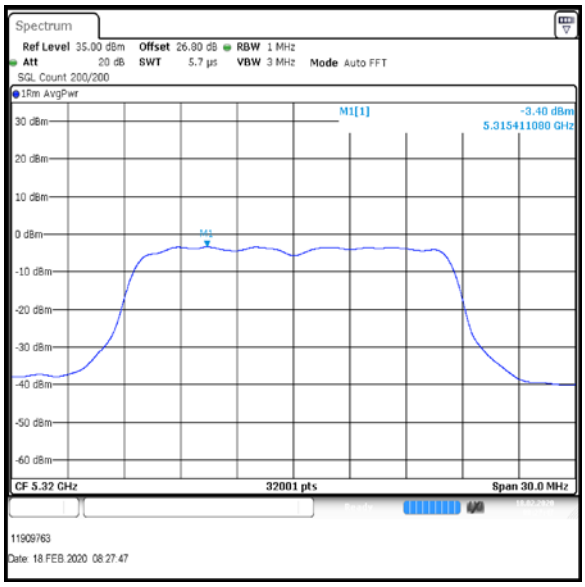

Top Channel

Result: Pass

Transmitter Maximum Power Spectral Density (continued)

Results: 802.11a / 20 MHz / 9Mbit / MIMO / Port 1+2+3 / PWL 14 / 8 dBi Antenna / Port 2

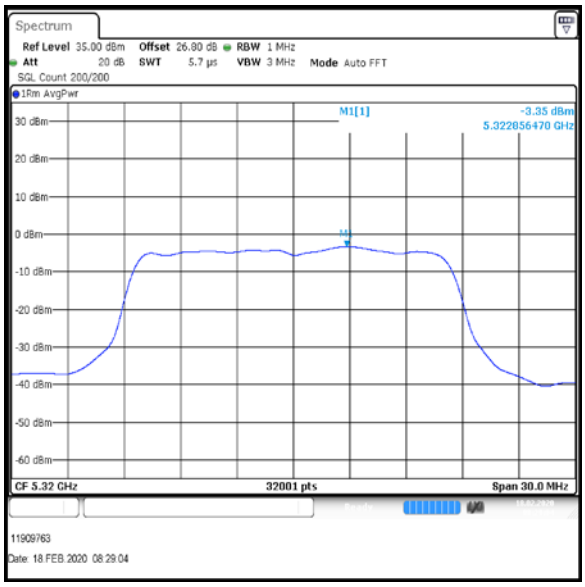

Top Channel

Result: Pass

Transmitter Maximum Power Spectral Density (continued)

Results: 802.11a / 20 MHz / 9Mbit / MIMO / Port 1+2+3 / PWL 14 / 8 dBi Antenna / Port 3

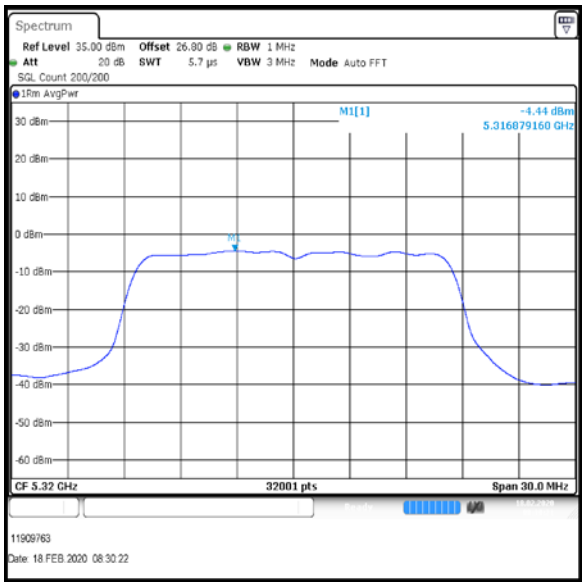

Top Channel

Result: Pass

Transmitter Maximum Power Spectral Density (continued)

Results: 802.11n / HT20 / MCS3 / MIMO / Port 1+2+3 / PWL 17 / 8 dBi Antenna

Channel	Port 1 PSD (dBm/MHz)	Duty Cycle Correction (dB)	Port 1 Corrected PSD (dBm/MHz)	Port 2 PSD (dBm/MHz)	Duty Cycle Correction (dB)	Port 2 Corrected PSD (dBm/MHz)
Bottom	-2.8	1.0	-1.8	-2.3	1.0	-1.3
Middle	-2.9	1.0	-1.9	-2.3	1.0	-1.3
Top-1	-3.3	1.0	-2.3	-3.2	1.0	-2.2

Channel	Port 3 PSD (dBm/MHz)	Duty Cycle Correction (dB)	Port 3 Corrected PSD (dBm/MHz)
Bottom	-2.5	1.0	-1.5
Middle	-3.0	1.0	-2.0
Top-1	-2.2	1.0	-1.2

Channel	Corrected PSD Port 1 (dBm/MHz)	Corrected PSD Port 2 (dBm/MHz)	Corrected PSD Port 3 (dBm/MHz)	Port 1+2+3 Combined PSD (dBm/MHz)
Bottom	-1.8	-1.3	-1.5	3.2
Middle	-1.9	-1.3	-2.0	2.8
Top-1	-2.3	-2.2	-1.2	2.7

Channel	Combined Conducted PSD (dBm/MHz)	Limit (dBm/MHz)	Margin (dB)	Result
Bottom	3.2	4.2	1.0	Complied
Middle	2.8	4.2	1.4	Complied
Top-1	2.7	4.2	1.5	Complied

Result: Pass

Transmitter Maximum Power Spectral Density (continued)

Results: 802.11n / HT20 / MCS3 / MIMO / Port 1+2+3 / PWL 17 / 8 dBi Antenna / Port 1

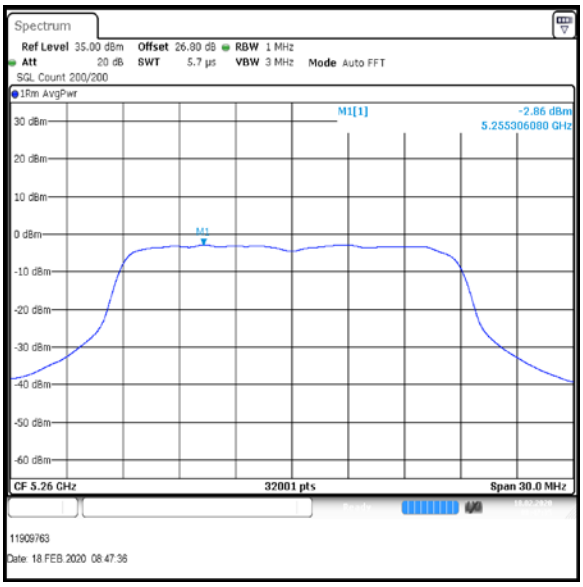

Bottom Channel

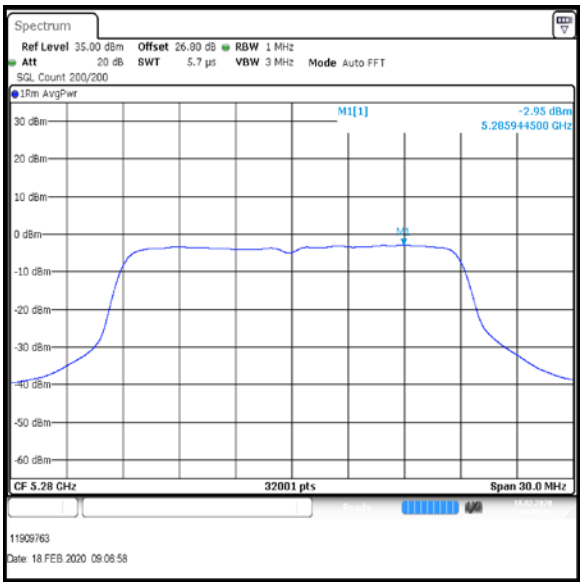

Middle Channel

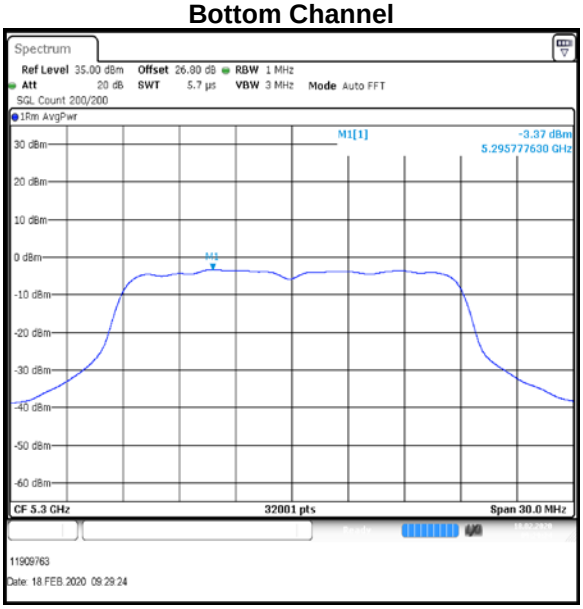

Top-1 Channel

Result: Pass

Transmitter Maximum Power Spectral Density (continued)

Results: 802.11n / HT20 / MCS3 / MIMO / Port 1+2+3 / PWL 17 / 8 dBi Antenna / Port 2

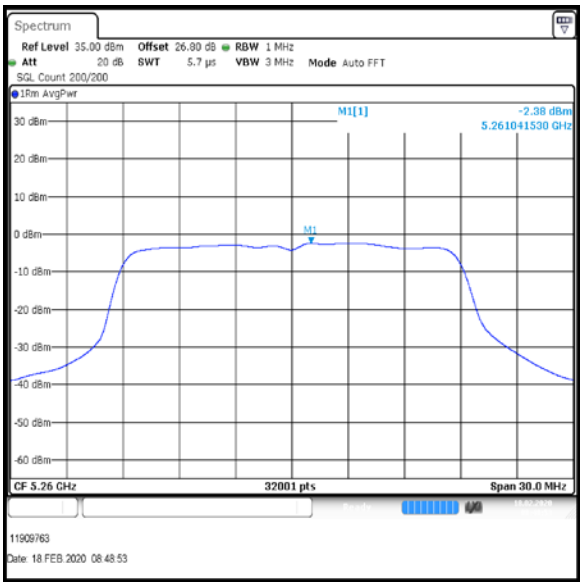

Bottom Channel

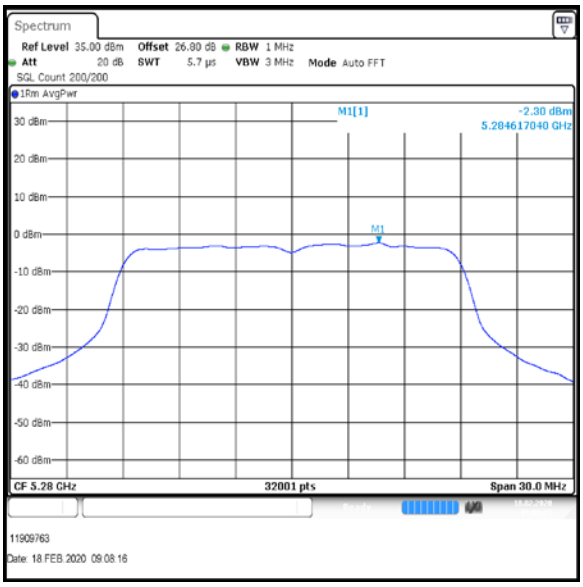

Middle Channel

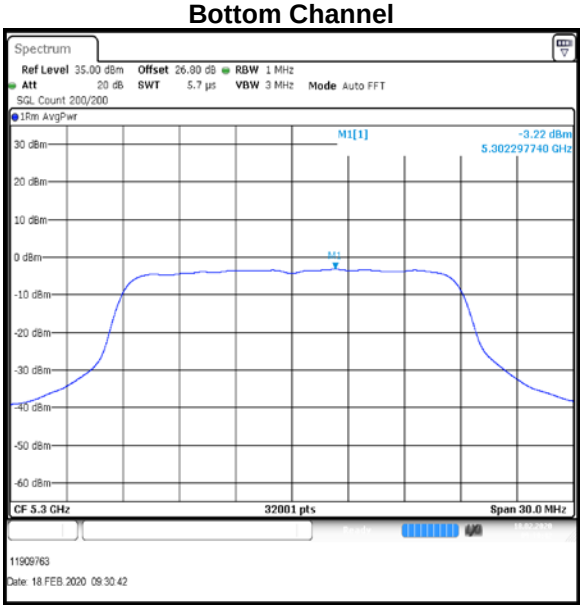

Top-1 Channel

Result: Pass

Transmitter Maximum Power Spectral Density (continued)

Results: 802.11n / HT20 / MCS3 / MIMO / Port 1+2+3 / PWL 17 / 8 dBi Antenna / Port 3

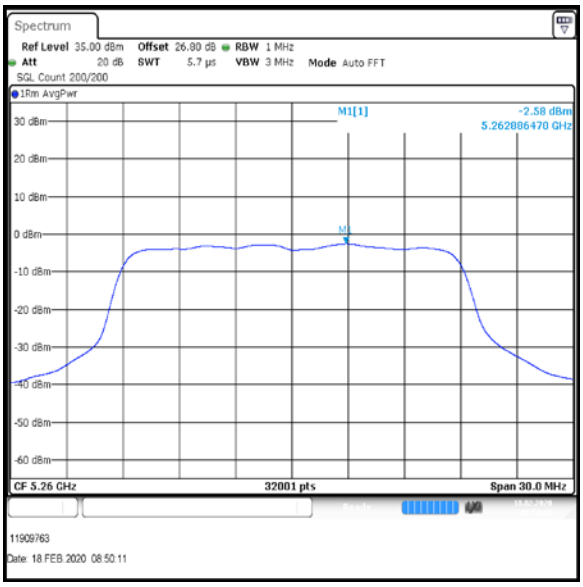

Bottom Channel

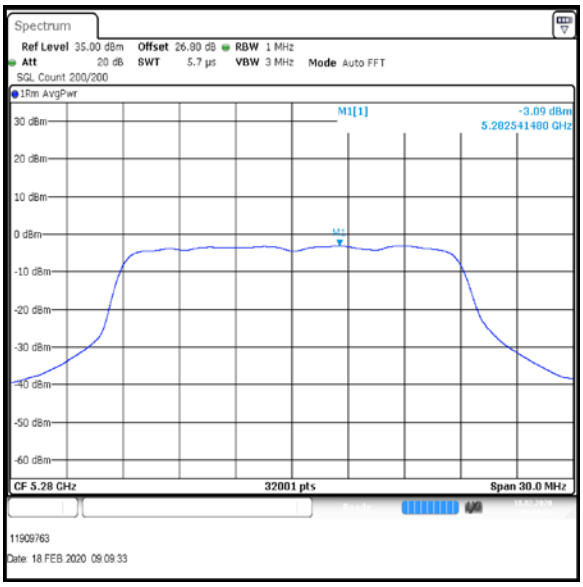

Middle Channel

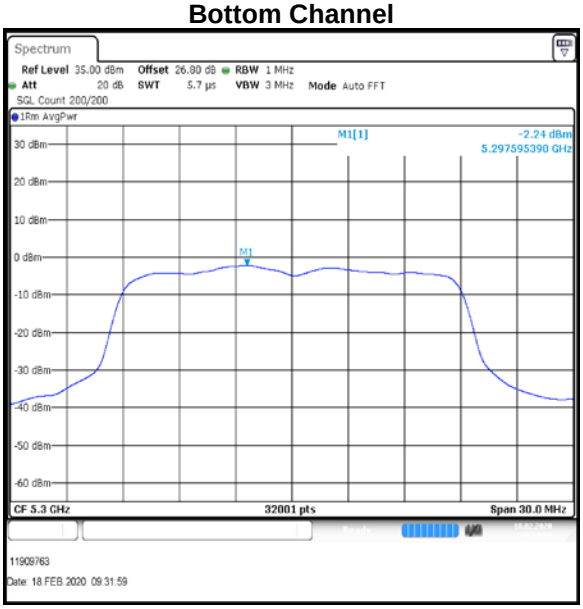

Top-1 Channel

Result: Pass

Transmitter Maximum Power Spectral Density (continued)

Results: 802.11n / HT20 / MCS3 / MIMO / Port 1+2+3 / PWL 14 / 8 dBi Antenna

Channel	Port 1 PSD (dBm/MHz)	Duty Cycle Correction (dB)	Port 1 Corrected PSD (dBm/MHz)	Port 2 PSD (dBm/MHz)	Duty Cycle Correction (dB)	Port 2 Corrected PSD (dBm/MHz)
Top	-5.3	1.0	-4.3	-4.4	1.0	-3.4

Channel	Port 3 PSD (dBm/MHz)	Duty Cycle Correction (dB)	Port 3 Corrected PSD (dBm/MHz)
Top	-5.5	1.0	-4.5

Channel	Corrected PSD Port 1 (dBm/MHz)	Corrected PSD Port 2 (dBm/MHz)	Corrected PSD Port 3 (dBm/MHz)	Port 1+2+3 Combined PSD (dBm/MHz)
Top	-4.3	-3.4	-4.5	0.6

Channel	Combined Conducted PSD (dBm/MHz)	Limit (dBm/MHz)	Margin (dB)	Result
Top	0.6	4.2	3.6	Complied

Result: Pass

Transmitter Maximum Power Spectral Density (continued)

Results: 802.11n / HT20 / MCS3 / MIMO / Port 1+2+3 / PWL 14 / 8 dBi Antenna / Port 1

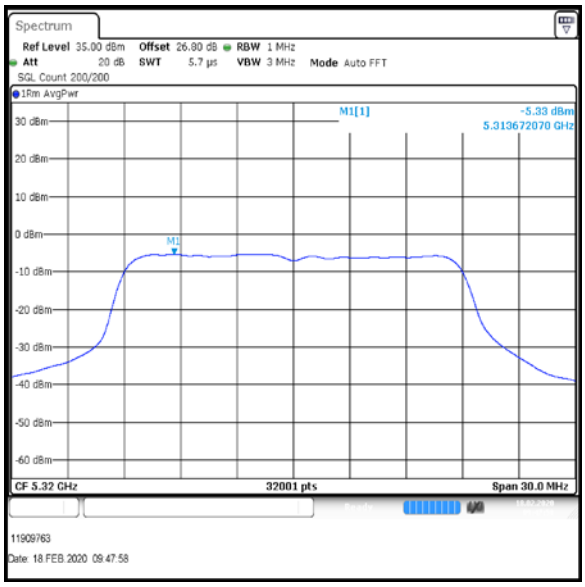

Top Channel

Result: Pass

Transmitter Maximum Power Spectral Density (continued)

Results: 802.11n / HT20 / MCS3 / MIMO / Port 1+2+3 / PWL 14 / 8 dBi Antenna / Port 2

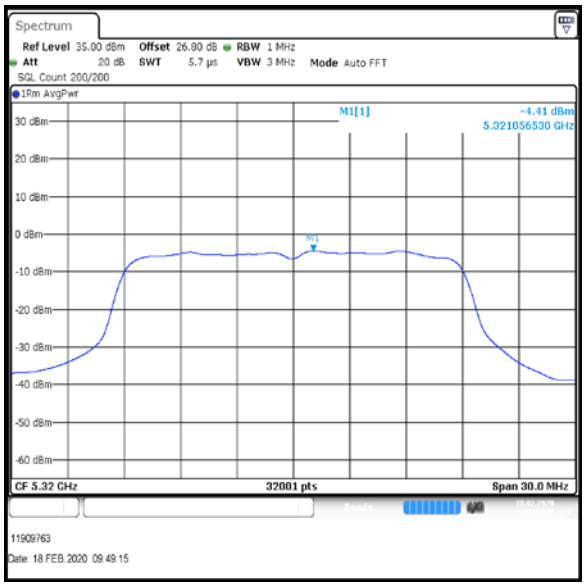

Top Channel

Result: Pass

Transmitter Maximum Power Spectral Density (continued)

Results: 802.11n / HT20 / MCS3 / MIMO / Port 1+2+3 / PWL 14 / 8 dBi Antenna / Port 3

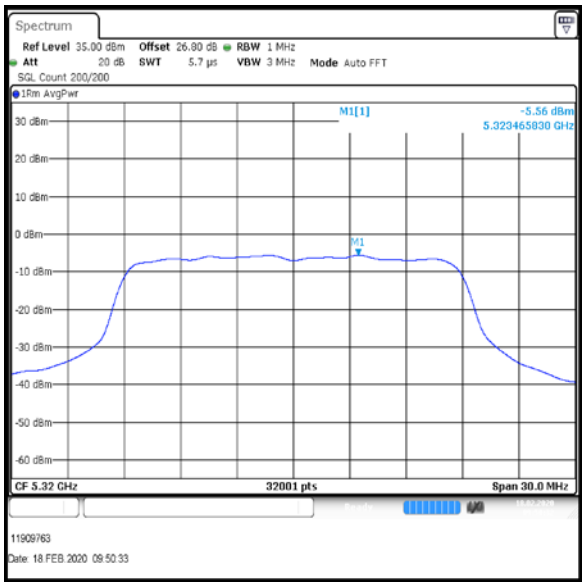

Top Channel

Result: Pass

Transmitter Maximum Power Spectral Density (continued)

Results: 802.11n / HT20 / MCS7 / MIMO / Port 1+2+3 / PWL 17 / 8 dBi Antenna

Channel	Port 1 PSD (dBm/MHz)	Duty Cycle Correction (dB)	Port 1 Corrected PSD (dBm/MHz)	Port 2 PSD (dBm/MHz)	Duty Cycle Correction (dB)	Port 2 Corrected PSD (dBm/MHz)
Bottom	-4.0	1.8	-2.2	-3.4	1.8	-1.6
Middle	-3.5	1.8	-1.7	-3.3	1.8	-1.5
Top-1	-4.9	1.8	-3.1	-5.1	1.8	-3.3

Channel	Port 3 PSD (dBm/MHz)	Duty Cycle Correction (dB)	Port 3 Corrected PSD (dBm/MHz)
Bottom	-3.6	1.8	-1.8
Middle	-3.8	1.8	-2.0
Top-1	-3.5	1.8	-1.7

Channel	Corrected PSD Port 1 (dBm/MHz)	Corrected PSD Port 2 (dBm/MHz)	Corrected PSD Port 3 (dBm/MHz)	Port 1+2+3 Combined PSD (dBm/MHz)
Bottom	-2.2	-1.6	-1.8	2.8
Middle	-1.7	-1.5	-2.0	2.9
Top-1	-3.1	-3.3	-1.7	2.0

Channel	Combined Conducted PSD (dBm/MHz)	Limit (dBm/MHz)	Margin (dB)	Result
Bottom	2.8	4.2	1.4	Complied
Middle	2.9	4.2	1.3	Complied
Top-1	2.0	4.2	2.2	Complied

Result: Pass

Transmitter Maximum Power Spectral Density (continued)

Results: 802.11n / HT20 / MCS7 / MIMO / Port 1+2+3 / PWL 17 / 8 dBi Antenna / Port 1

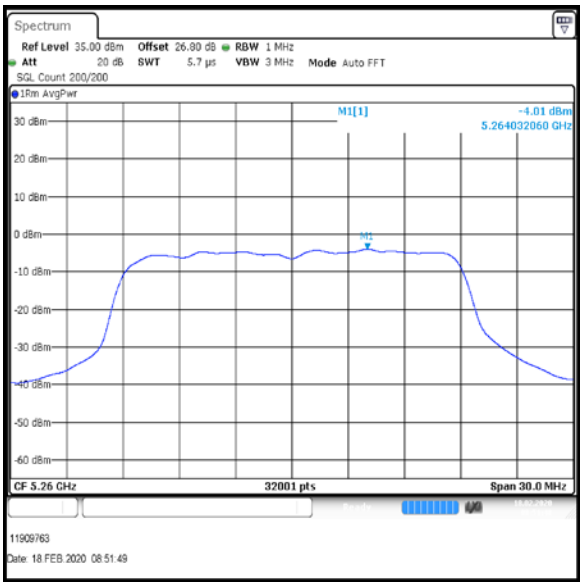

Bottom Channel

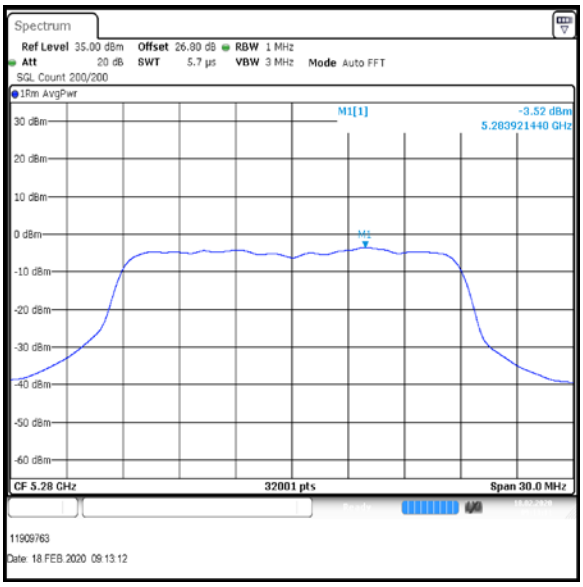

Middle Channel

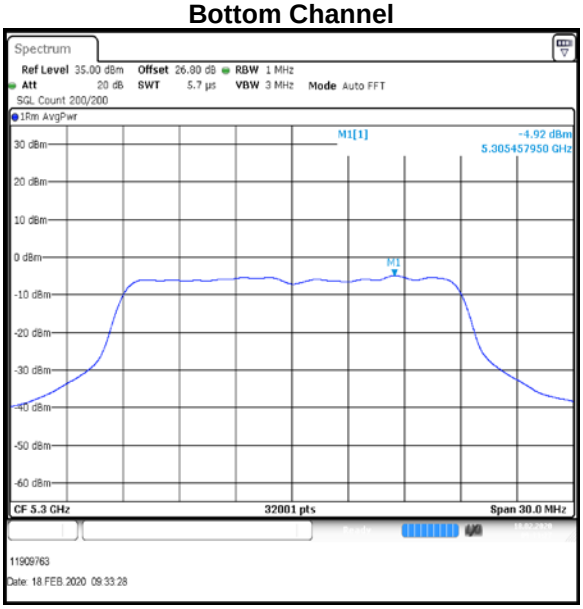

Top-1 Channel

Result: Pass

Transmitter Maximum Power Spectral Density (continued)

Results: 802.11n / HT20 / MCS7 / MIMO / Port 1+2+3 / PWL 17 / 8 dBi Antenna / Port 2

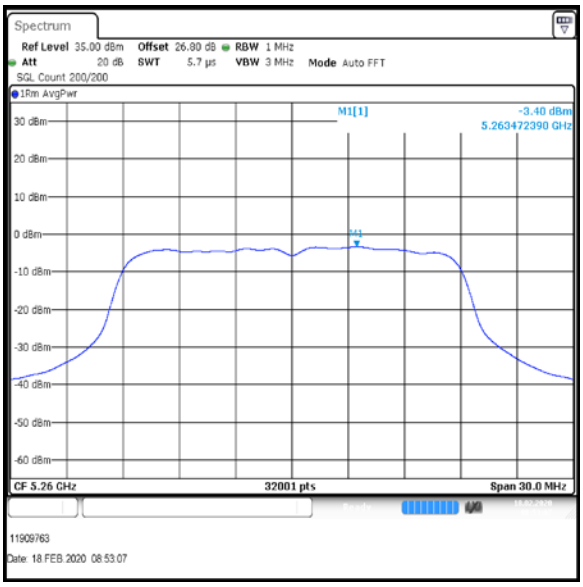

Bottom Channel

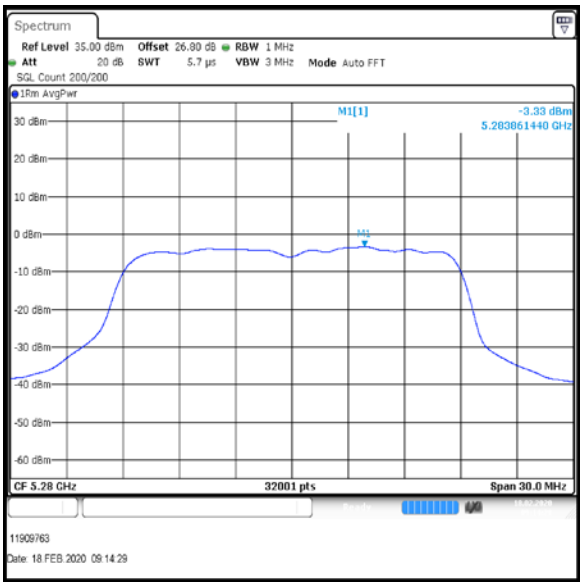

Middle Channel

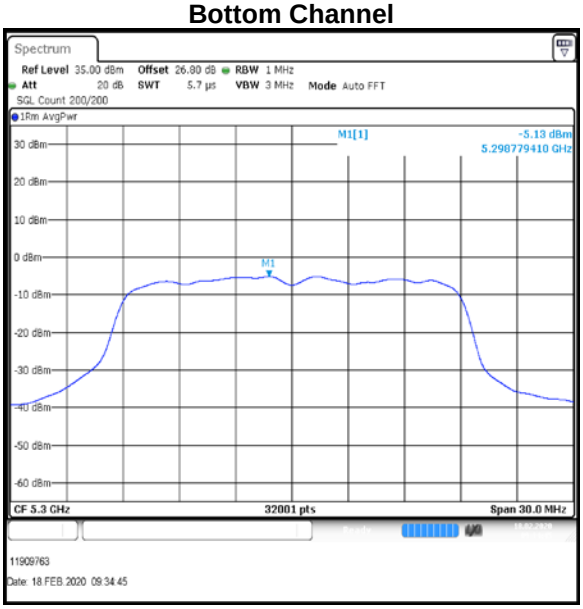

Top-1 Channel

Result: Pass

Transmitter Maximum Power Spectral Density (continued)

Results: 802.11n / HT20 / MCS7 / MIMO / Port 1+2+3 / PWL 17 / 8 dBi Antenna / Port 3

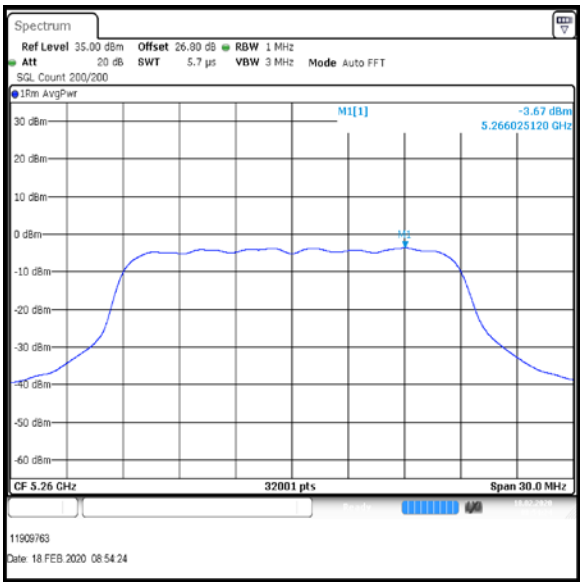

Bottom Channel

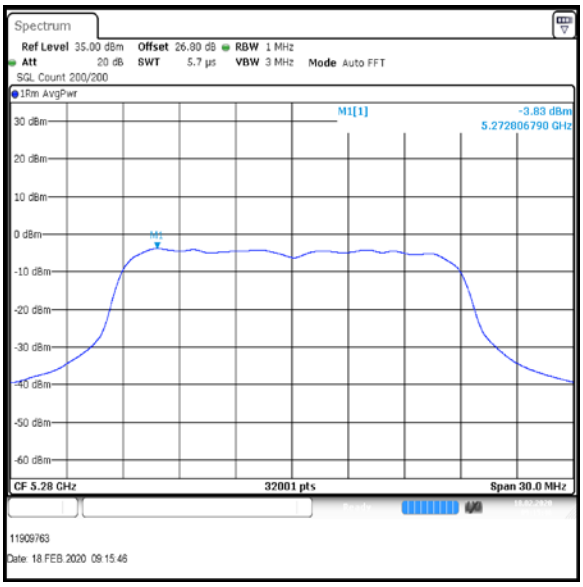

Middle Channel

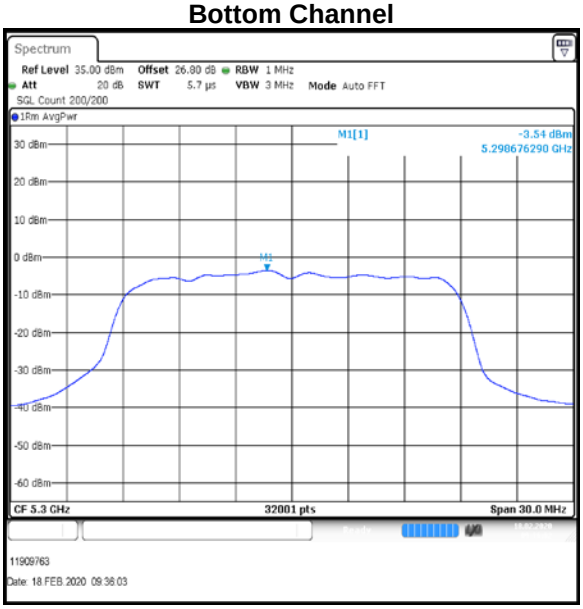

Top-1 Channel

Result: Pass

Transmitter Maximum Power Spectral Density (continued)

Results: 802.11n / HT20 / MCS7 / MIMO / Port 1+2+3 / PWL 14 / 8 dBi Antenna

Channel	Port 1 PSD (dBm/MHz)	Duty Cycle Correction (dB)	Port 1 Corrected PSD (dBm/MHz)	Port 2 PSD (dBm/MHz)	Duty Cycle Correction (dB)	Port 2 Corrected PSD (dBm/MHz)
Top	-5.9	1.8	-4.1	-5.3	1.8	-3.5

Channel	Port 3 PSD (dBm/MHz)	Duty Cycle Correction (dB)	Port 3 Corrected PSD (dBm/MHz)
Top	-6.4	1.8	-4.6

Channel	Corrected PSD Port 1 (dBm/MHz)	Corrected PSD Port 2 (dBm/MHz)	Corrected PSD Port 3 (dBm/MHz)	Port 1+2+3 Combined PSD (dBm/MHz)
Top	-4.1	-3.5	-4.6	0.5

Channel	Combined Conducted PSD (dBm/MHz)	Limit (dBm/MHz)	Margin (dB)	Result
Top	0.5	4.2	3.7	Complied

Result: Pass

Transmitter Maximum Power Spectral Density (continued)

Results: 802.11n / HT20 / MCS7 / MIMO / Port 1+2+3 / PWL 14 / 8 dBi Antenna / Port 1

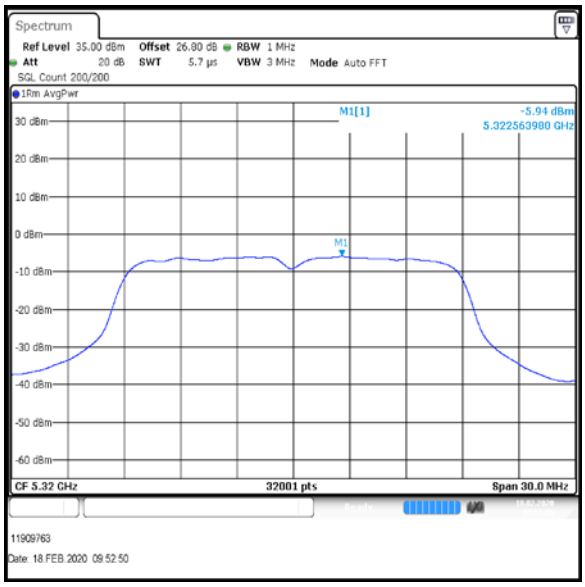

Top Channel

Result: Pass

Transmitter Maximum Power Spectral Density (continued)

Results: 802.11n / HT20 / MCS7 / MIMO / Port 1+2+3 / PWL 14 / 8 dBi Antenna / Port 2

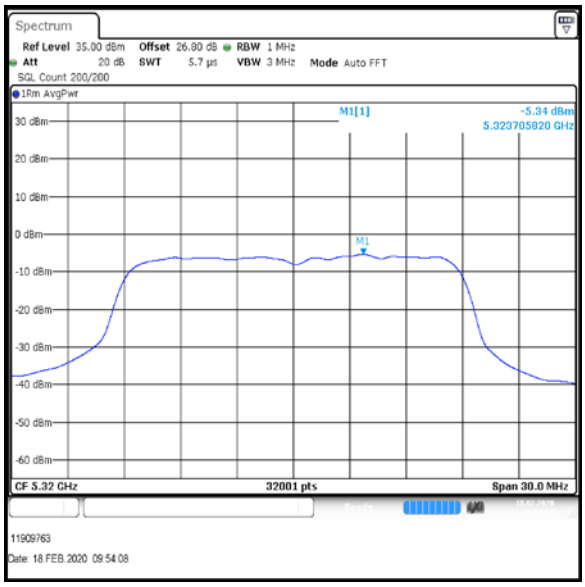

Top Channel

Result: Pass

Transmitter Maximum Power Spectral Density (continued)

Results: 802.11n / HT20 / MCS7 / MIMO / Port 1+2+3 / PWL 14 / 8 dBi Antenna / Port 3

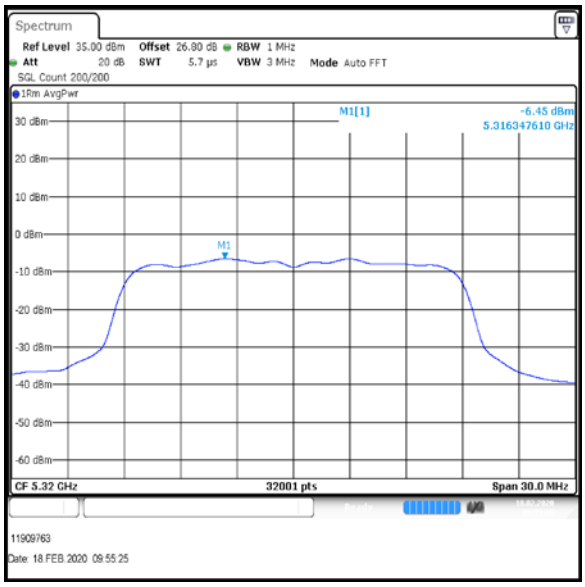

Top Channel

Result: Pass

Transmitter Maximum Power Spectral Density (continued)

Results: 802.11ac / HT20 / MCS3 / MIMO / Port 1+2+3 / PWL 17 / 8 dBi Antenna

Channel	Port 1 PSD (dBm/MHz)	Duty Cycle Correction (dB)	Port 1 Corrected PSD (dBm/MHz)	Port 2 PSD (dBm/MHz)	Duty Cycle Correction (dB)	Port 2 Corrected PSD (dBm/MHz)
Bottom	-4.2	1.4	-2.8	-2.0	1.4	-0.6
Middle	-3.6	1.4	-2.2	-3.4	1.4	-2.0
Top-1	-3.9	1.4	-2.5	-3.1	1.4	-1.7

Channel	Port 3 PSD (dBm/MHz)	Duty Cycle Correction (dB)	Port 3 Corrected PSD (dBm/MHz)
Bottom	-3.6	1.4	-2.2
Middle	-2.7	1.4	-1.3
Top-1	-2.6	1.4	-1.2

Channel	Corrected PSD Port 1 (dBm/MHz)	Corrected PSD Port 2 (dBm/MHz)	Corrected PSD Port 3 (dBm/MHz)	Port 1+2+3 Combined PSD (dBm/MHz)
Bottom	-2.8	-0.6	-2.2	2.0
Middle	-2.2	-2.0	-1.3	2.2
Top-1	-2.5	-1.7	-1.2	2.1

Channel	Combined Conducted PSD (dBm/MHz)	Limit (dBm/MHz)	Margin (dB)	Result
Bottom	2.0	4.2	2.2	Complied
Middle	2.2	4.2	2.0	Complied
Top-1	2.1	4.2	2.1	Complied

Result: Pass

Transmitter Maximum Power Spectral Density (continued)

Results: 802.11ac / HT20 / MCS3 / MIMO / Port 1+2+3 / PWL 17 / 8 dBi Antenna / Port 1

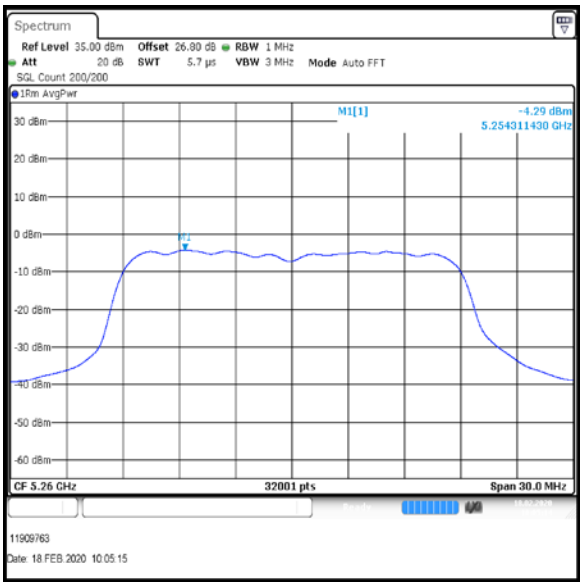

Bottom Channel

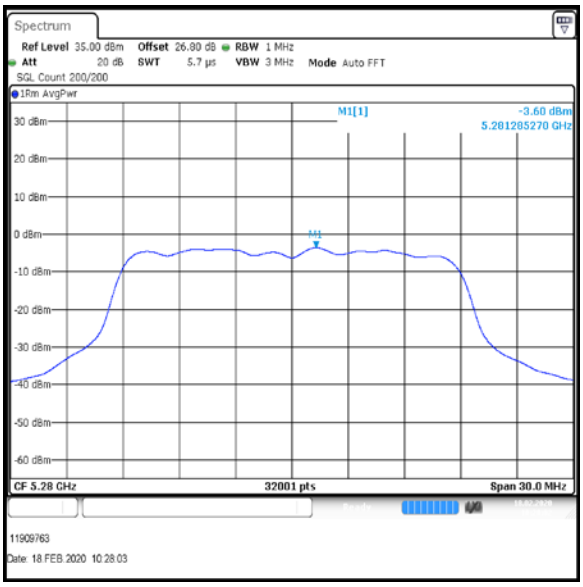

Middle Channel

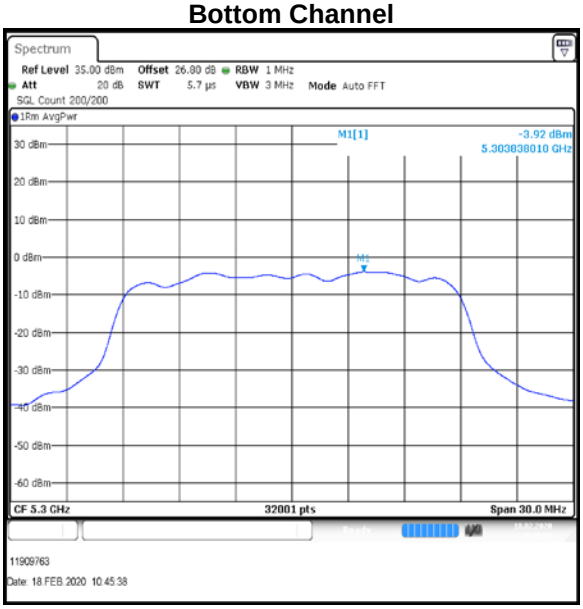

Top-1 Channel

Result: Pass

Transmitter Maximum Power Spectral Density (continued)

Results: 802.11ac / HT20 / MCS3 / MIMO / Port 1+2+3 / PWL 17 / 8 dBi Antenna / Port 2

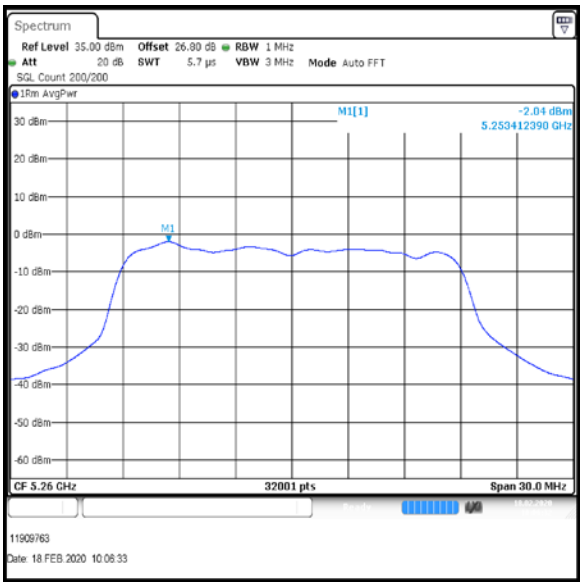

Bottom Channel

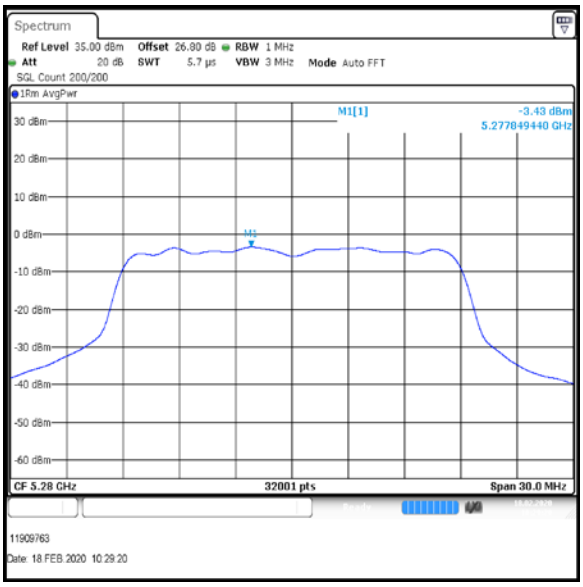

Middle Channel

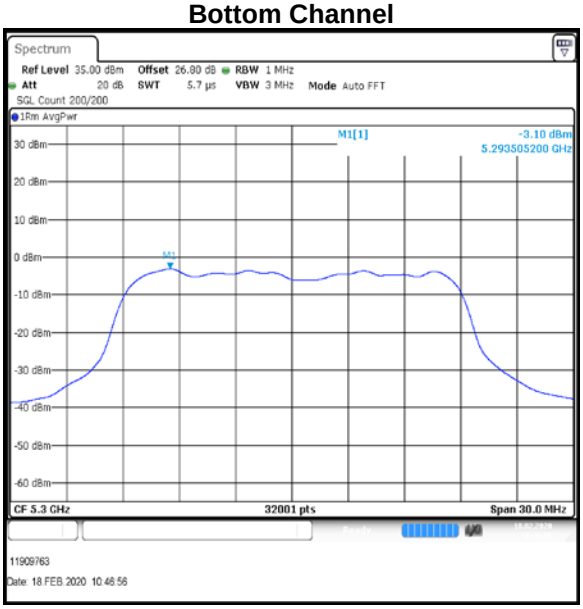

Top-1 Channel

Result: Pass

Transmitter Maximum Power Spectral Density (continued)

Results: 802.11ac / HT20 / MCS3 / MIMO / Port 1+2+3 / PWL 17 / 8 dBi Antenna / Port 3

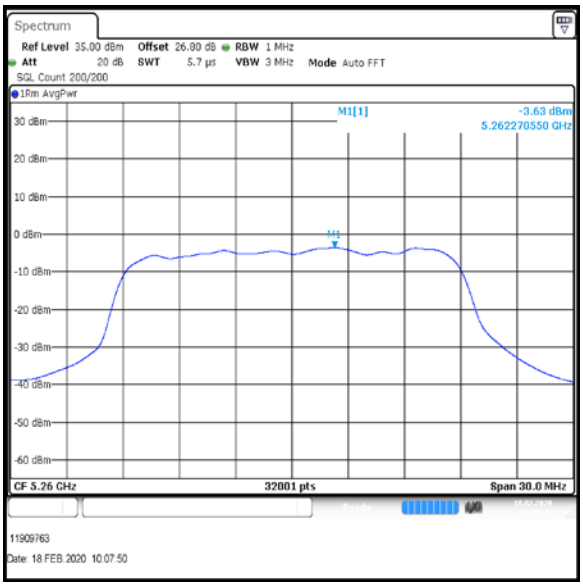

Bottom Channel

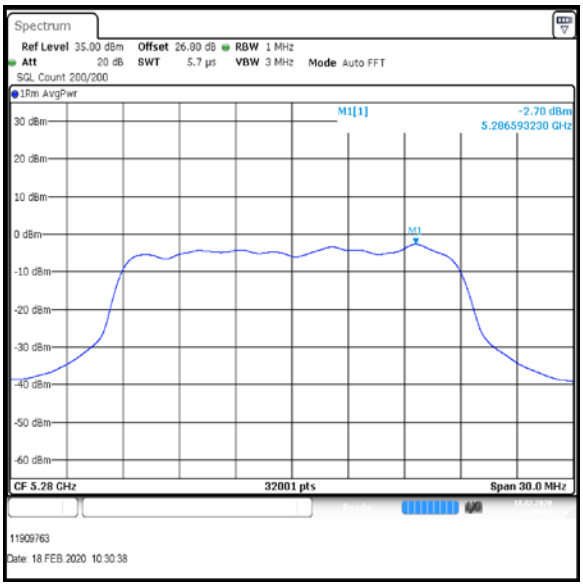

Middle Channel

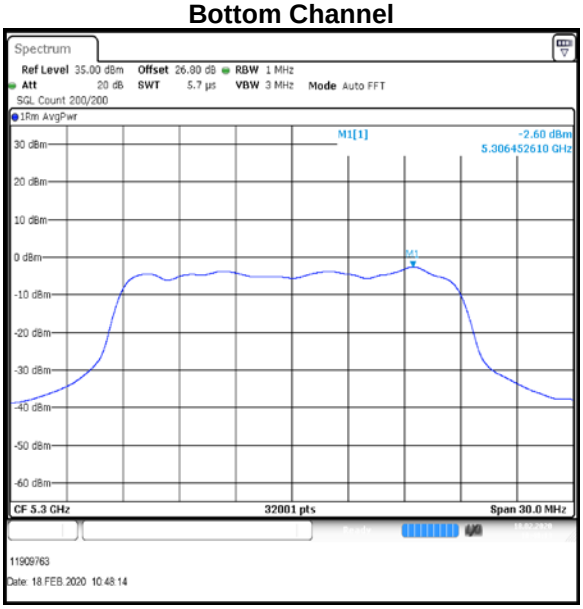

Top-1 Channel

Result: Pass

Transmitter Maximum Power Spectral Density (continued)

Results: 802.11ac / HT20 / MCS3 / MIMO / Port 1+2+3 / PWL 14 / 8 dBi Antenna

Channel	Port 1 PSD (dBm/MHz)	Duty Cycle Correction (dB)	Port 1 Corrected PSD (dBm/MHz)	Port 2 PSD (dBm/MHz)	Duty Cycle Correction (dB)	Port 2 Corrected PSD (dBm/MHz)
Top	-6.5	1.4	-5.1	-5.4	1.4	-4.0

Channel	Port 3 PSD (dBm/MHz)	Duty Cycle Correction (dB)	Port 3 Corrected PSD (dBm/MHz)
Top	-7.9	1.4	-6.5

Channel	Corrected PSD Port 1 (dBm/MHz)	Corrected PSD Port 2 (dBm/MHz)	Corrected PSD Port 3 (dBm/MHz)	Port 1+2+3 Combined PSD (dBm/MHz)
Top	-5.1	-4.0	-6.5	-1.3

Channel	Combined Conducted PSD (dBm/MHz)	Limit (dBm/MHz)	Margin (dB)	Result
Top	-1.3	4.2	5.5	Complied

Result: Pass

Transmitter Maximum Power Spectral Density (continued)

Results: 802.11ac / HT20 / MCS3 / MIMO / Port 1+2+3 / PWL 14 / 8 dBi Antenna / Port 1

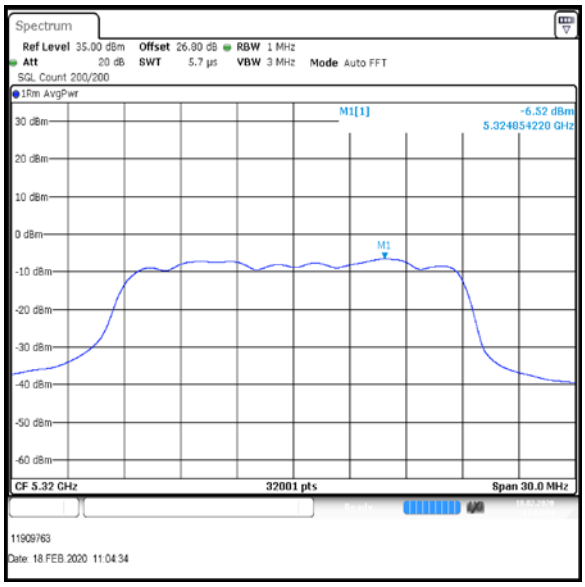

Top Channel

Result: Pass

Transmitter Maximum Power Spectral Density (continued)

Results: 802.11ac / HT20 / MCS3 / MIMO / Port 1+2+3 / PWL 14 / 8 dBi Antenna / Port 2

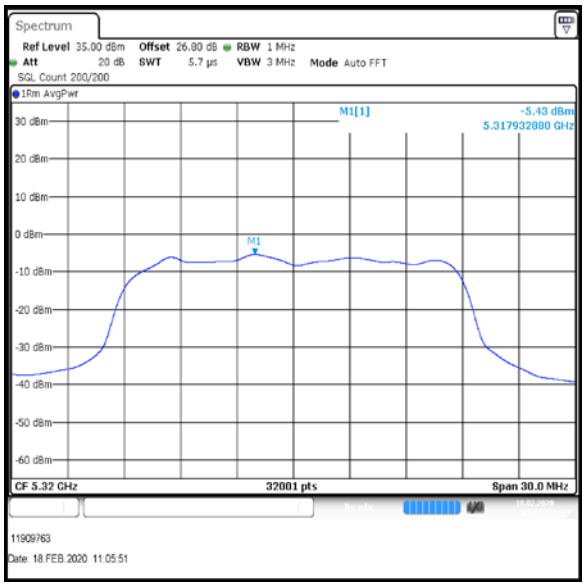

Top Channel

Result: Pass

Transmitter Maximum Power Spectral Density (continued)

Results: 802.11ac / HT20 / MCS3 / MIMO / Port 1+2+3 / PWL 14 / 8 dBi Antenna / Port 3

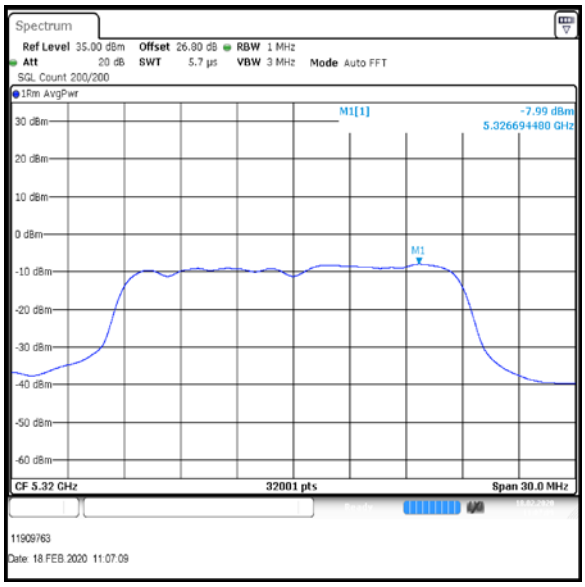

Top Channel

Result: Pass

Transmitter Maximum Power Spectral Density (continued)

Results: 802.11ac / HT20 / MCS7 / MIMO / Port 1+2+3 / PWL 17 / 8 dBi Antenna

Channel	Port 1 PSD (dBm/MHz)	Duty Cycle Correction (dB)	Port 1 Corrected PSD (dBm/MHz)	Port 2 PSD (dBm/MHz)	Duty Cycle Correction (dB)	Port 2 Corrected PSD (dBm/MHz)
Bottom	-4.9	2.2	-2.7	-4.4	2.2	-2.2
Middle	-4.1	2.2	-1.9	-4.2	2.2	-2.0
Top-1	-4.8	2.2	-2.6	-4.2	2.2	-2.0

Channel	Port 3 PSD (dBm/MHz)	Duty Cycle Correction (dB)	Port 3 Corrected PSD (dBm/MHz)
Bottom	-4.4	2.2	-2.2
Middle	-3.9	2.2	-1.7
Top-1	-4.3	2.2	-2.1

Channel	Corrected PSD Port 1 (dBm/MHz)	Corrected PSD Port 2 (dBm/MHz)	Corrected PSD Port 3 (dBm/MHz)	Port 1+2+3 Combined PSD (dBm/MHz)
Bottom	-2.7	-2.2	-2.2	1.8
Middle	-1.9	-2.0	-1.7	1.9
Top-1	-2.6	-2.0	-2.1	1.8

Channel	Combined Conducted PSD (dBm/MHz)	Limit (dBm/MHz)	Margin (dB)	Result
Bottom	1.8	4.2	2.4	Complied
Middle	1.9	4.2	2.3	Complied
Top-1	1.8	4.2	2.4	Complied

Result: Pass

Transmitter Maximum Power Spectral Density (continued)

Results: 802.11ac / HT20 / MCS7 / MIMO / Port 1+2+3 / PWL 17 / 8 dBi Antenna / Port 1

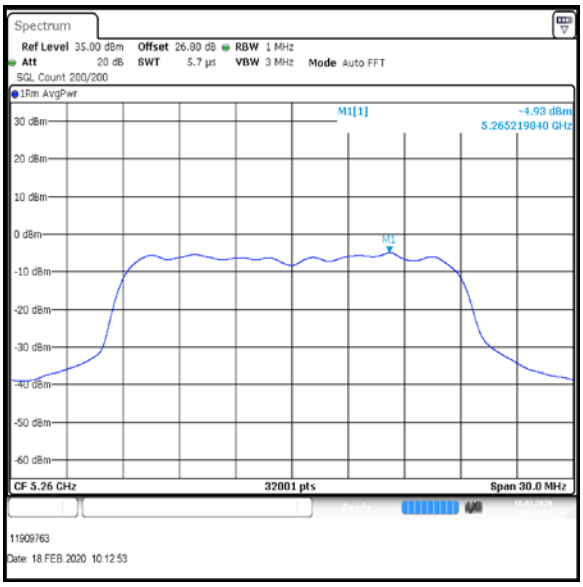

Bottom Channel

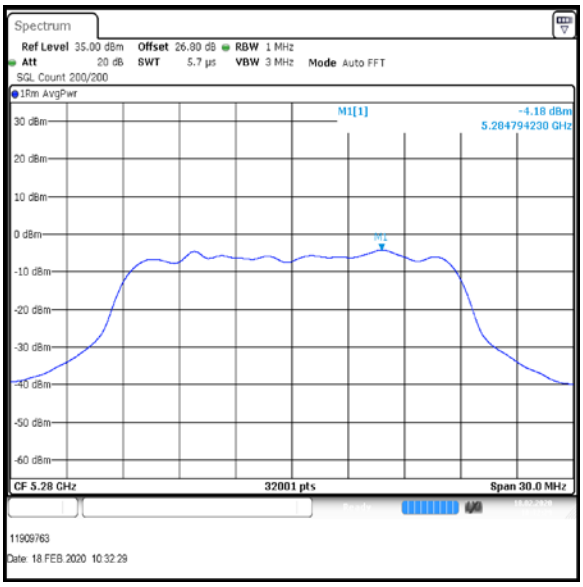

Middle Channel

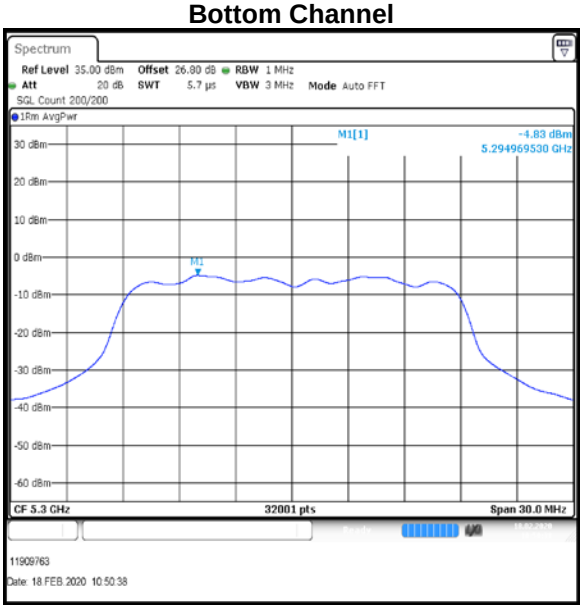

Top-1 Channel

Result: Pass

Transmitter Maximum Power Spectral Density (continued)

Results: 802.11ac / HT20 / MCS7 / MIMO / Port 1+2+3 / PWL 17 / 8 dBi Antenna / Port 2

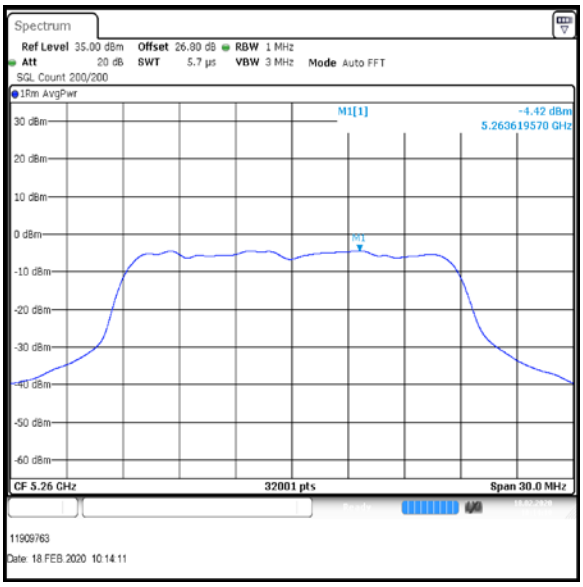

Bottom Channel

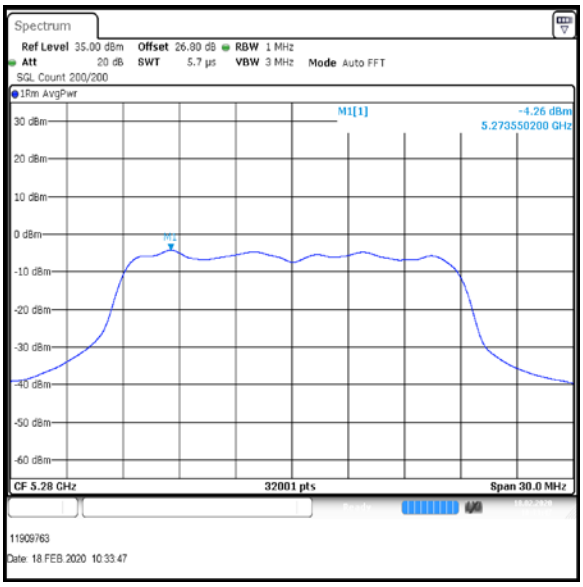

Middle Channel

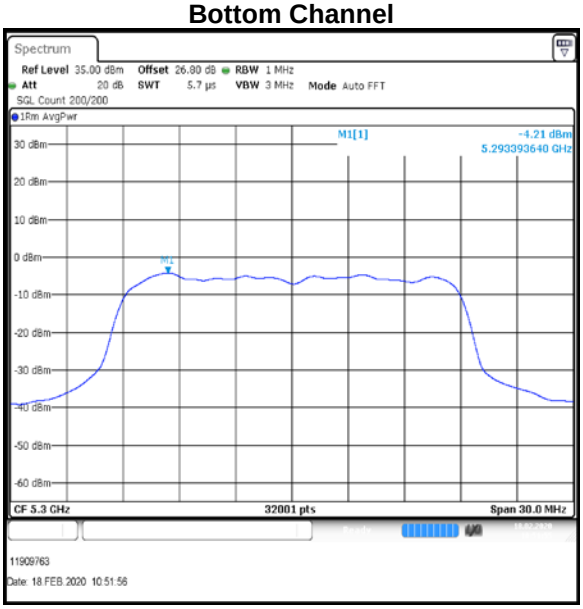

Top-1 Channel

Result: Pass

Transmitter Maximum Power Spectral Density (continued)

Results: 802.11ac / HT20 / MCS7 / MIMO / Port 1+2+3 / PWL 17 / 8 dBi Antenna / Port 3

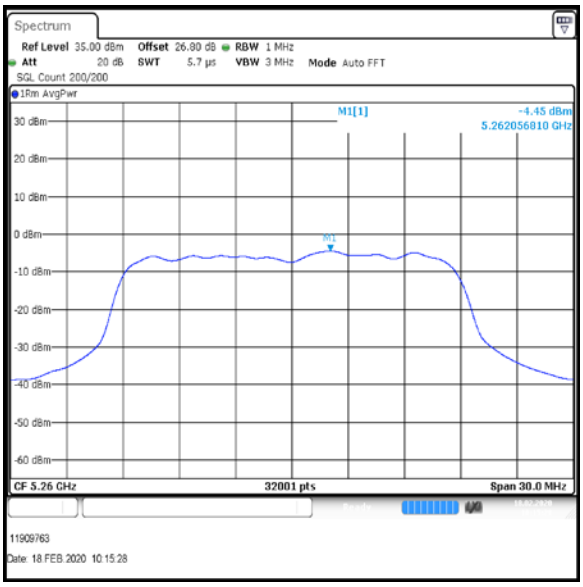

Bottom Channel

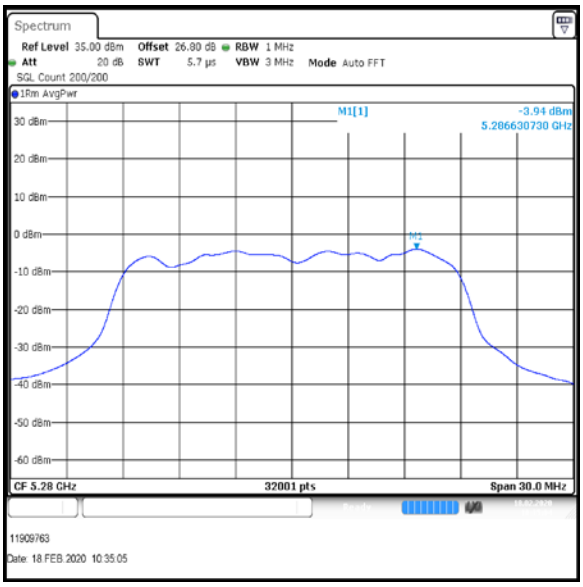

Middle Channel

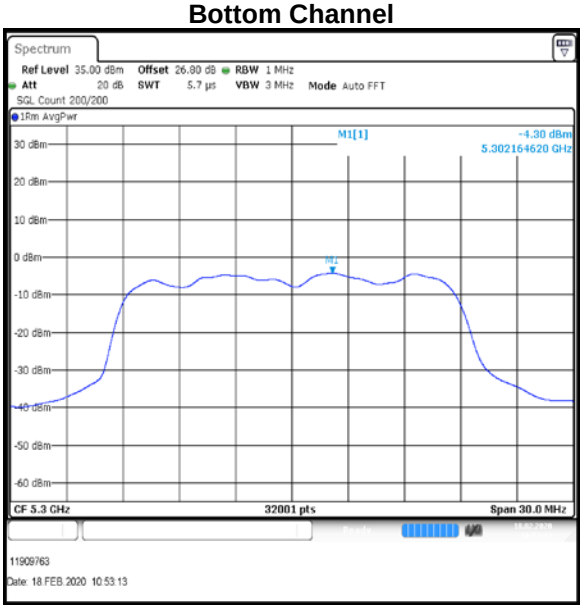

Top-1 Channel

Result: Pass

Transmitter Maximum Power Spectral Density (continued)

Results: 802.11ac / HT20 / MCS7 / MIMO / Port 1+2+3 / PWL 14 / 8 dBi Antenna

Channel	Port 1 PSD (dBm/MHz)	Duty Cycle Correction (dB)	Port 1 Corrected PSD (dBm/MHz)	Port 2 PSD (dBm/MHz)	Duty Cycle Correction (dB)	Port 2 Corrected PSD (dBm/MHz)
Top	-8.0	2.2	-5.8	-6.6	2.2	-4.4

Channel	Port 3 PSD (dBm/MHz)	Duty Cycle Correction (dB)	Port 3 Corrected PSD (dBm/MHz)
Top	-9.2	2.2	-7.0

Channel	Corrected PSD Port 1 (dBm/MHz)	Corrected PSD Port 2 (dBm/MHz)	Corrected PSD Port 3 (dBm/MHz)	Port 1+2+3 Combined PSD (dBm/MHz)
Top	-5.8	-4.4	-7.0	-1.6

Channel	Combined Conducted PSD (dBm/MHz)	Limit (dBm/MHz)	Margin (dB)	Result
Top	-1.6	4.2	5.8	Complied

Result: Pass

Transmitter Maximum Power Spectral Density (continued)

Results: 802.11ac / HT20 / MCS7 / MIMO / Port 1+2+3 / PWL 14 / 8 dBi Antenna / Port 1

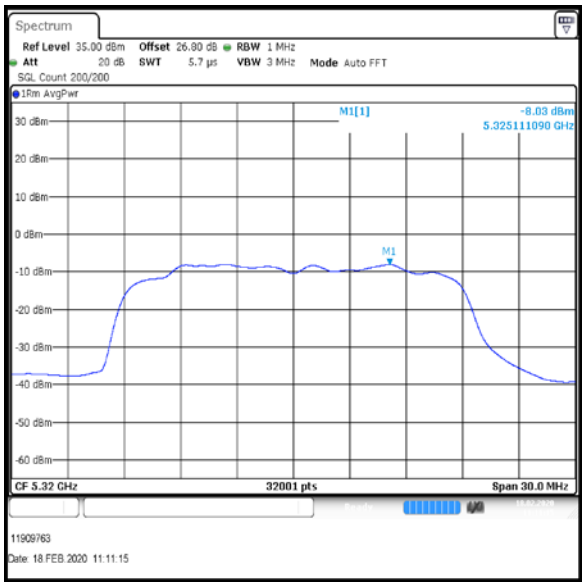

Top Channel

Result: Pass

Transmitter Maximum Power Spectral Density (continued)

Results: 802.11ac / HT20 / MCS7 / MIMO / Port 1+2+3 / PWL 14 / 8 dBi Antenna / Port 2

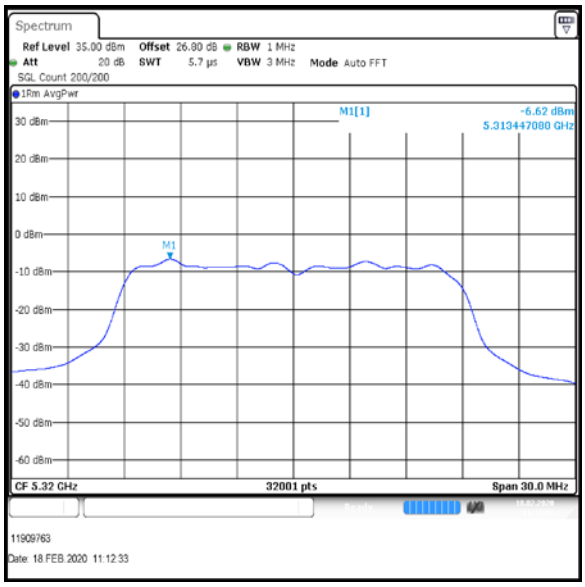

Top Channel

Result: Pass

Transmitter Maximum Power Spectral Density (continued)

Results: 802.11ac / HT20 / MCS7 / MIMO / Port 1+2+3 / PWL 14 / 8 dBi Antenna / Port 3

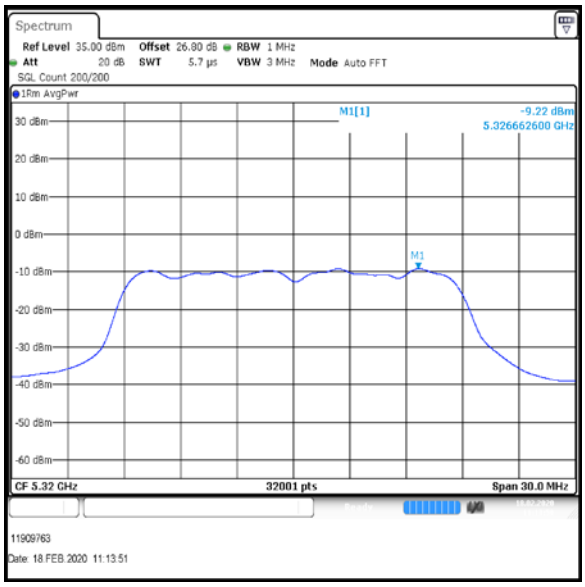

Top Channel

Result: Pass

Transmitter Maximum Power Spectral Density (continued)

Results: 802.11n / HT40 / MCS3 / MIMO / Port 1+2+3 / PWL 14 / 8 dBi Antenna

Channel	Port 1 PSD (dBm/MHz)	Duty Cycle Correction (dB)	Port 1 Corrected PSD (dBm/MHz)	Port 2 PSD (dBm/MHz)	Duty Cycle Correction (dB)	Port 2 Corrected PSD (dBm/MHz)
Bottom	-9.5	2.3	-7.2	-8.9	2.3	-6.6
Top	-10.3	2.3	-8.0	-9.4	2.3	-7.1

Channel	Port 3 PSD (dBm/MHz)	Duty Cycle Correction (dB)	Port 3 Corrected PSD (dBm/MHz)
Bottom	-8.6	2.3	-6.3
Top	-10.0	2.3	-7.7

Channel	Corrected PSD Port 1 (dBm/MHz)	Corrected PSD Port 2 (dBm/MHz)	Corrected PSD Port 3 (dBm/MHz)	Port 1+2+3 Combined PSD (dBm/MHz)
Bottom	-7.2	-6.6	-6.3	-2.2
Top	-8.0	-7.1	-7.7	-3.0

Channel	Combined Conducted PSD (dBm/MHz)	Limit (dBm/MHz)	Margin (dB)	Result
Bottom	-2.2	4.2	6.4	Complied
Top	-3.0	4.2	7.2	Complied

Result: Pass

Transmitter Maximum Power Spectral Density (continued)

Results: 802.11n / HT40 / MCS3 / MIMO / Port 1+2+3 / PWL 14 / 8 dBi Antenna / Port 1

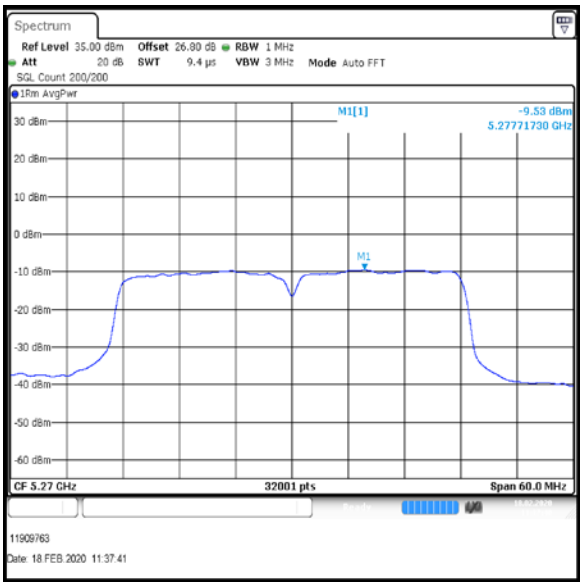

Bottom Channel

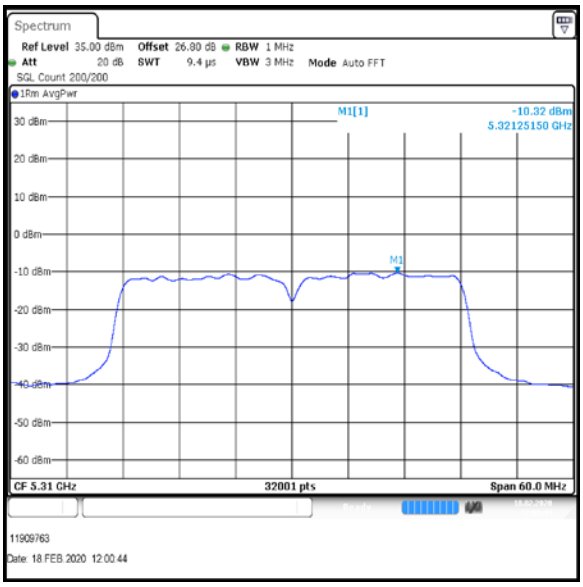

Top Channel

Result: Pass

Transmitter Maximum Power Spectral Density (continued)

Results: 802.11n / HT40 / MCS3 / MIMO / Port 1+2+3 / PWL 14 / 8 dBi Antenna / Port 2

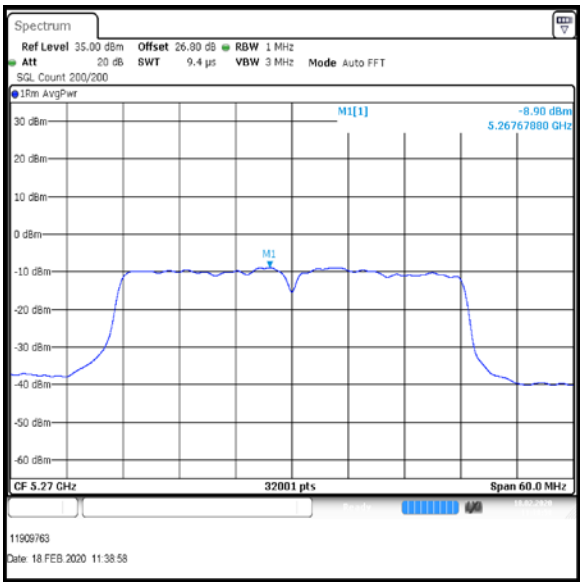

Bottom Channel

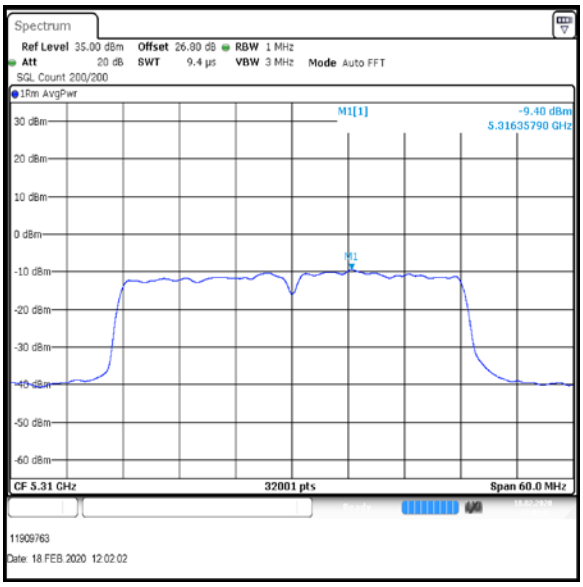

Top Channel

Result: Pass

Transmitter Maximum Power Spectral Density (continued)

Results: 802.11n / HT40 / MCS3 / MIMO / Port 1+2+3 / PWL 14 / 8 dBi Antenna / Port 3

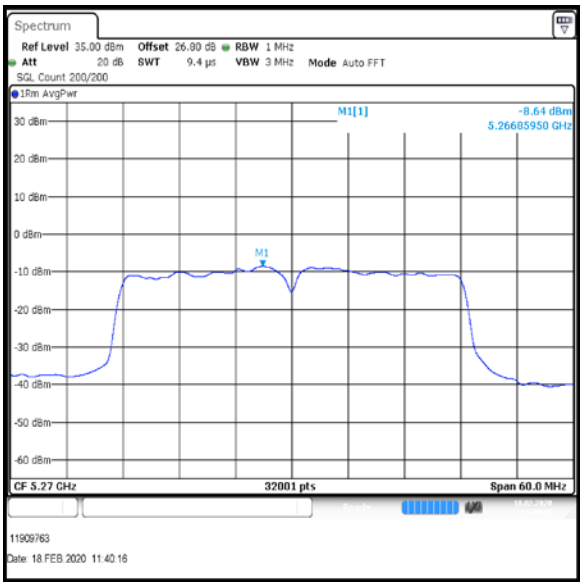

Bottom Channel

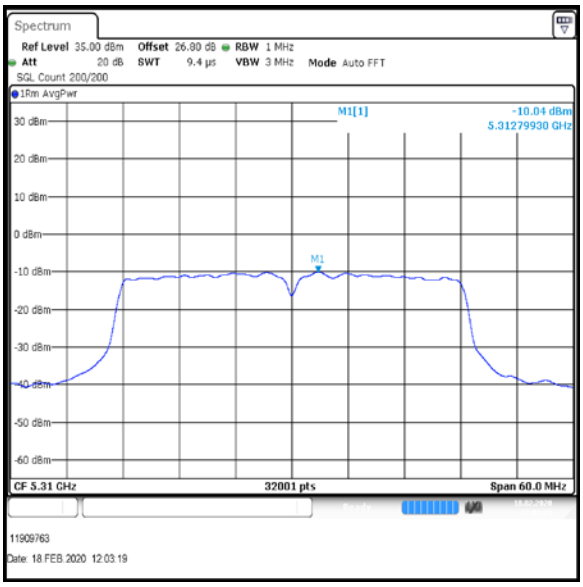

Top Channel

Result: Pass

Transmitter Maximum Power Spectral Density (continued)

Results: 802.11n / HT40 / MCS5 / MIMO / Port 1+2+3 / PWL 14 / 8 dBi Antenna

Channel	Port 1 PSD (dBm/MHz)	Duty Cycle Correction (dB)	Port 1 Corrected PSD (dBm/MHz)	Port 2 PSD (dBm/MHz)	Duty Cycle Correction (dB)	Port 2 Corrected PSD (dBm/MHz)
Bottom	-10.5	2.9	-7.6	-10.4	2.9	-7.5
Top	-11.4	2.9	-8.5	-10.8	2.9	-7.9

Channel	Port 3 PSD (dBm/MHz)	Duty Cycle Correction (dB)	Port 3 Corrected PSD (dBm/MHz)
Bottom	-9.8	2.9	-6.9
Top	-11.6	2.9	-8.7

Channel	Corrected PSD Port 1 (dBm/MHz)	Corrected PSD Port 2 (dBm/MHz)	Corrected PSD Port 3 (dBm/MHz)	Port 1+2+3 Combined PSD (dBm/MHz)
Bottom	-7.6	-7.5	-6.9	-2.8
Top	-8.5	-7.9	-8.7	-3.7

Channel	Combined Conducted PSD (dBm/MHz)	Limit (dBm/MHz)	Margin (dB)	Result
Bottom	-2.8	4.2	7.0	Complied
Top	-3.7	4.2	7.9	Complied

Result: Pass

Transmitter Maximum Power Spectral Density (continued)

Results: 802.11n / HT40 / MCS5 / MIMO / Port 1+2+3 / PWL 14 / 8 dBi Antenna / Port 1

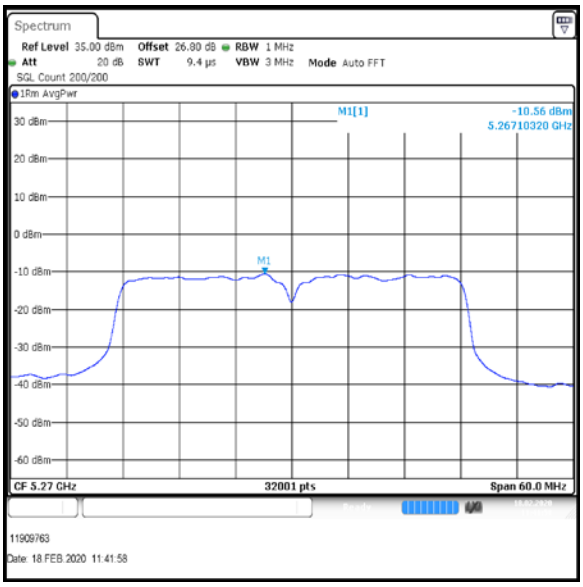

Bottom Channel

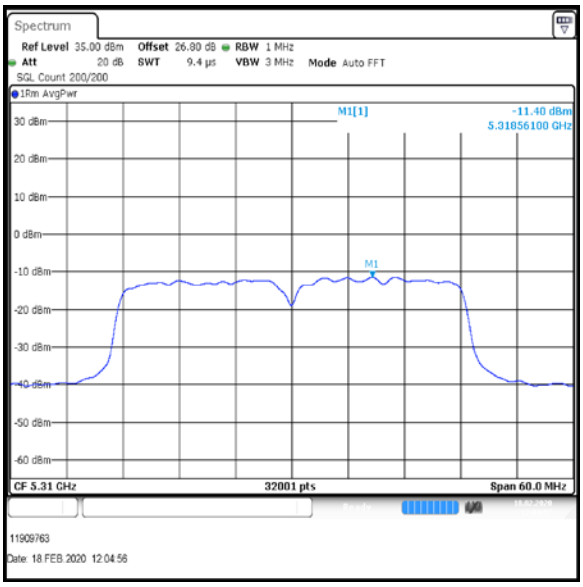

Top Channel

Result: Pass

Transmitter Maximum Power Spectral Density (continued)

Results: 802.11n / HT40 / MCS5 / MIMO / Port 1+2+3 / PWL 14 / 8 dBi Antenna / Port 2

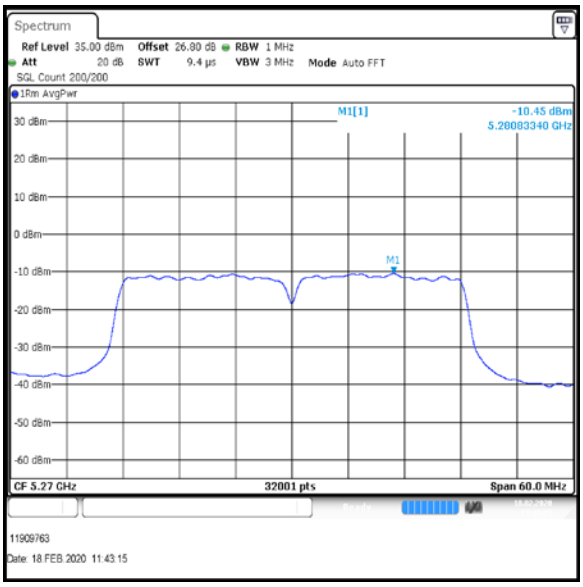

Bottom Channel

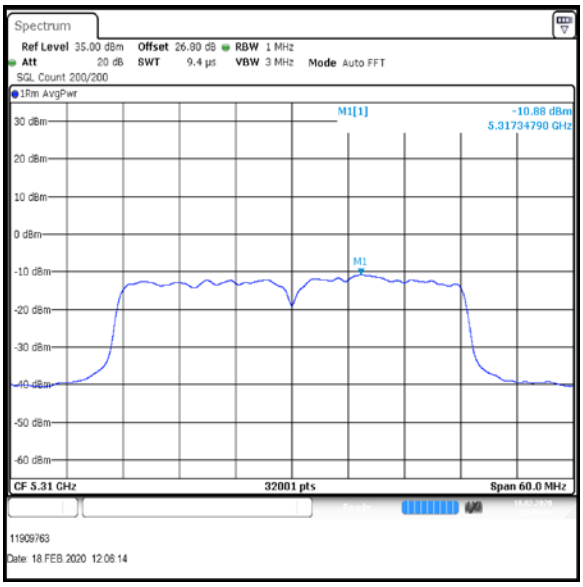

Top Channel

Result: Pass

Transmitter Maximum Power Spectral Density (continued)

Results: 802.11n / HT40 / MCS5 / MIMO / Port 1+2+3 / PWL 14 / 8 dBi Antenna / Port 3

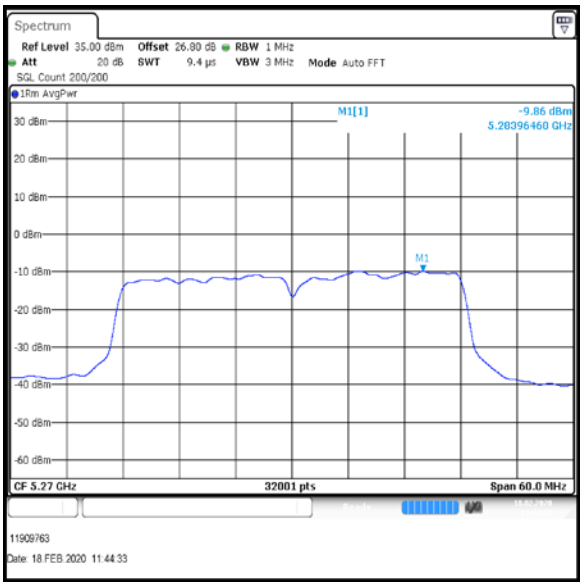

Bottom Channel

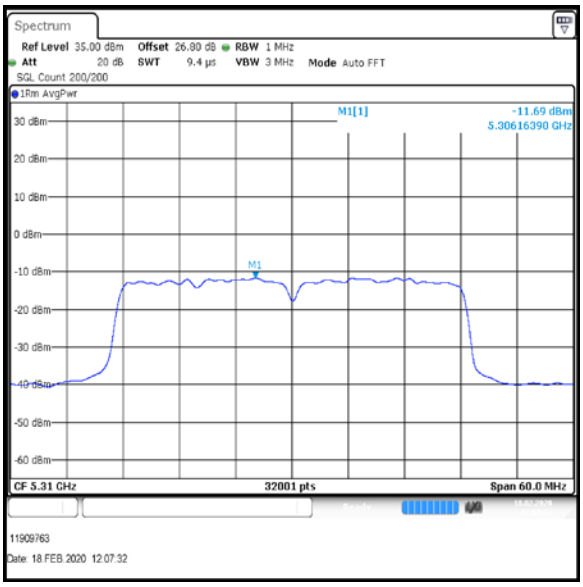

Top Channel

Result: Pass

Transmitter Maximum Power Spectral Density (continued)

Results: 802.11ac / HT40 / MCS3 / MIMO / Port 1+2+3 / PWL 14 / 8 dBi Antenna

Channel	Port 1 PSD (dBm/MHz)	Duty Cycle Correction (dB)	Port 1 Corrected PSD (dBm/MHz)	Port 2 PSD (dBm/MHz)	Duty Cycle Correction (dB)	Port 2 Corrected PSD (dBm/MHz)
Bottom	-11.9	1.6	-10.3	-10.1	1.6	-8.5
Top	-10.3	1.6	-8.7	-9.3	1.6	-7.7

Channel	Port 3 PSD (dBm/MHz)	Duty Cycle Correction (dB)	Port 3 Corrected PSD (dBm/MHz)
Bottom	-9.9	1.6	-8.3
Top	-9.7	1.6	-8.1

Channel	Corrected PSD Port 1 (dBm/MHz)	Corrected PSD Port 2 (dBm/MHz)	Corrected PSD Port 3 (dBm/MHz)	Port 1+2+3 Combined PSD (dBm/MHz)
Bottom	-10.3	-8.5	-8.3	-5.1
Top	-8.7	-7.7	-8.1	-3.9

Channel	Combined Conducted PSD (dBm/MHz)	Limit (dBm/MHz)	Margin (dB)	Result
Bottom	-5.1	4.2	9.3	Complied
Top	-3.9	4.2	8.1	Complied

Result: Pass

Transmitter Maximum Power Spectral Density (continued)

Results: 802.11ac / HT40 / MCS3 / MIMO / Port 1+2+3 / PWL 14 / 8 dBi Antenna / Port 1

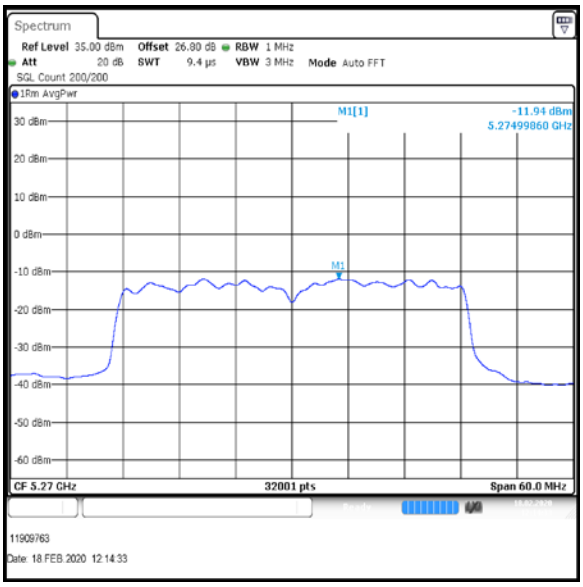

Bottom Channel

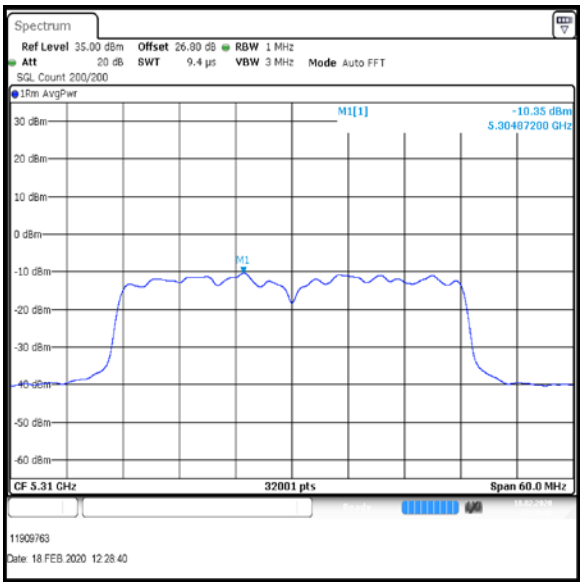

Top Channel

Result: Pass

Transmitter Maximum Power Spectral Density (continued)

Results: 802.11ac / HT40 / MCS3 / MIMO / Port 1+2+3 / PWL 14 / 8 dBi Antenna / Port 2

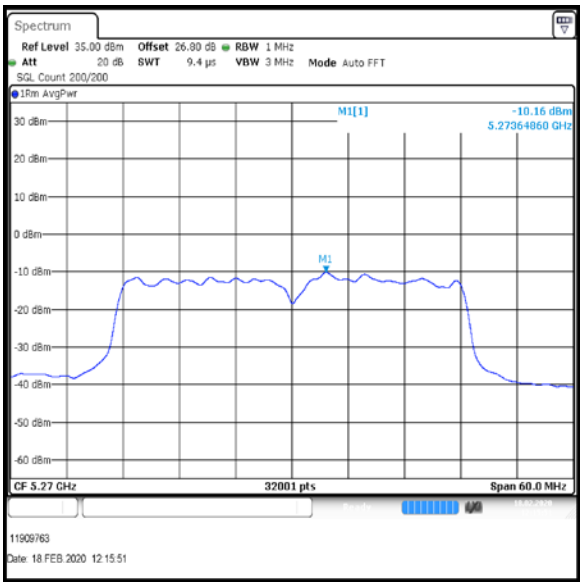

Bottom Channel

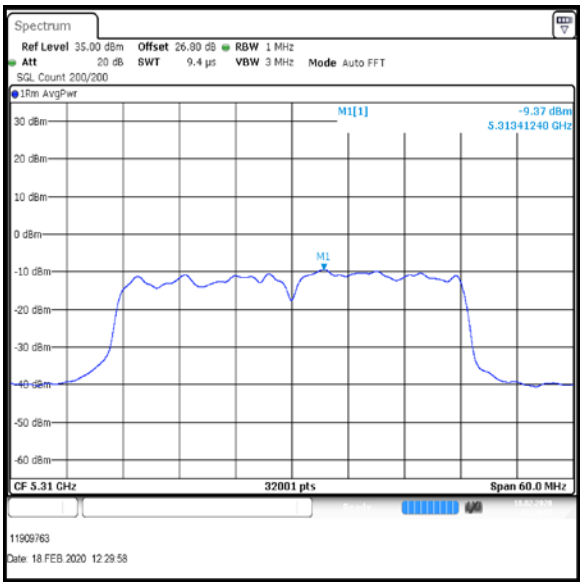

Top Channel

Result: Pass

Transmitter Maximum Power Spectral Density (continued)

Results: 802.11ac / HT40 / MCS3 / MIMO / Port 1+2+3 / PWL 14 / 8 dBi Antenna / Port 3

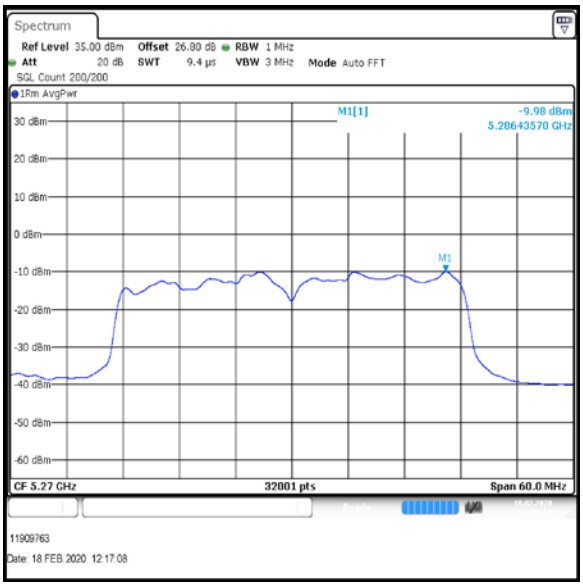

Bottom Channel

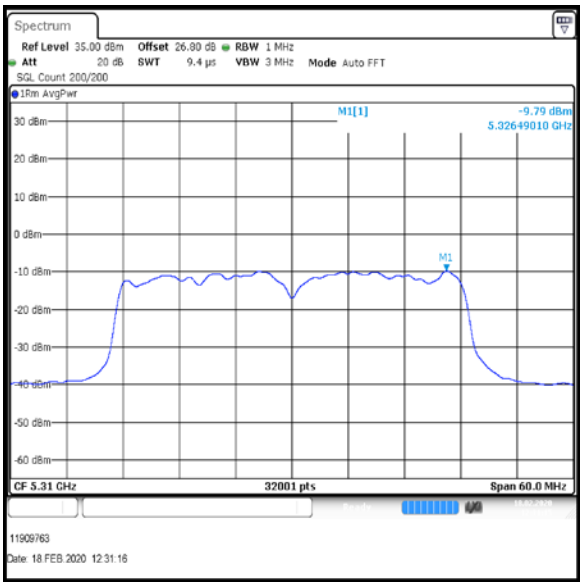

Top Channel

Result: Pass

Transmitter Maximum Power Spectral Density (continued)

Results: 802.11ac / HT40 / MCS5 / MIMO / Port 1+2+3 / PWL 14 / 8 dBi Antenna

Channel	Port 1 PSD (dBm/MHz)	Duty Cycle Correction (dB)	Port 1 Corrected PSD (dBm/MHz)	Port 2 PSD (dBm/MHz)	Duty Cycle Correction (dB)	Port 2 Corrected PSD (dBm/MHz)
Bottom	-11.8	2.3	-9.5	-9.8	2.3	-7.5
Top	-10.7	2.3	-8.4	-9.6	2.3	-7.3

Channel	Port 3 PSD (dBm/MHz)	Duty Cycle Correction (dB)	Port 3 Corrected PSD (dBm/MHz)
Bottom	-10.7	2.3	-8.4
Top	-9.4	2.3	-7.1

Channel	Corrected PSD Port 1 (dBm/MHz)	Corrected PSD Port 2 (dBm/MHz)	Corrected PSD Port 3 (dBm/MHz)	Port 1+2+3 Combined PSD (dBm/MHz)
Bottom	-9.5	-7.5	-8.4	-5.0
Top	-8.4	-7.3	-7.1	-4.1

Channel	Combined Conducted PSD (dBm/MHz)	Limit (dBm/MHz)	Margin (dB)	Result
Bottom	-5.0	4.2	9.2	Complied
Top	-4.1	4.2	8.3	Complied

Result: Pass

Transmitter Maximum Power Spectral Density (continued)

Results: 802.11ac / HT40 / MCS5 / MIMO / Port 1+2+3 / PWL 14 / 8 dBi Antenna / Port 1

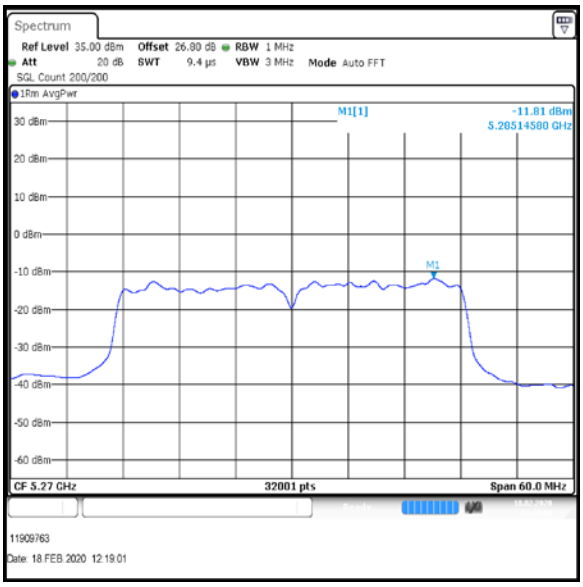

Bottom Channel

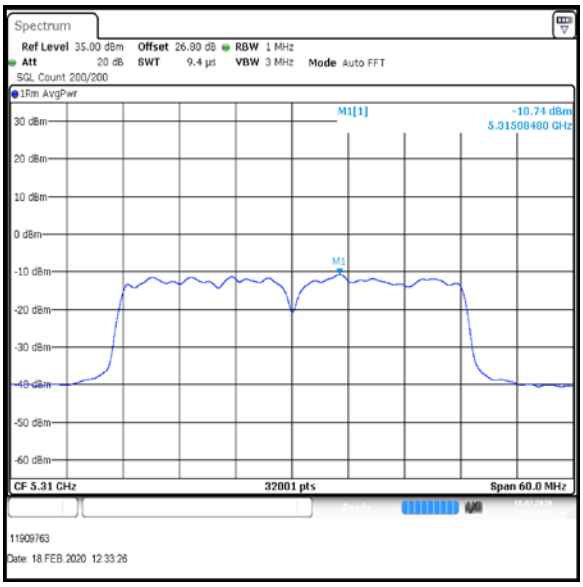

Top Channel

Result: Pass

Transmitter Maximum Power Spectral Density (continued)

Results: 802.11ac / HT40 / MCS5 / MIMO / Port 1+2+3 / PWL 14 / 8 dBi Antenna / Port 2

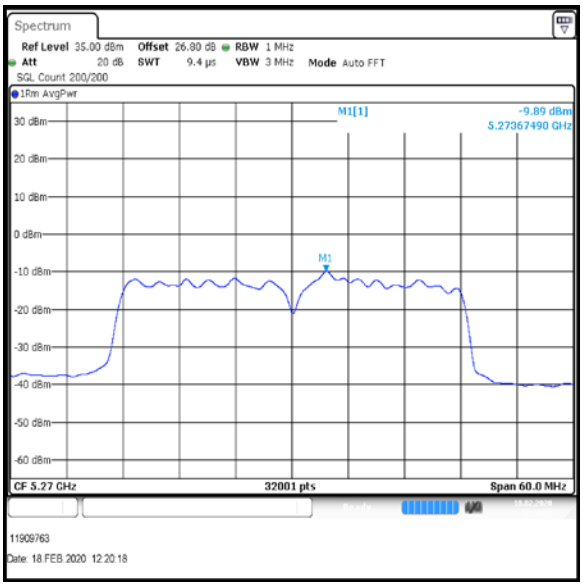

Bottom Channel

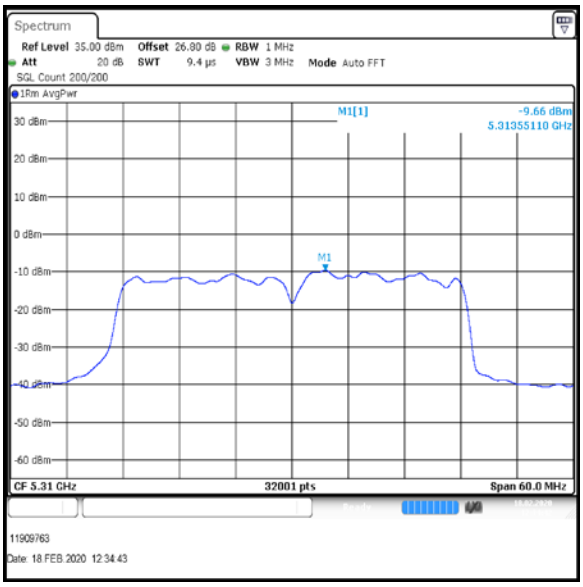

Top Channel

Result: Pass

Transmitter Maximum Power Spectral Density (continued)

Results: 802.11ac / HT40 / MCS5 / MIMO / Port 1+2+3 / PWL 14 / 8 dBi Antenna / Port 3

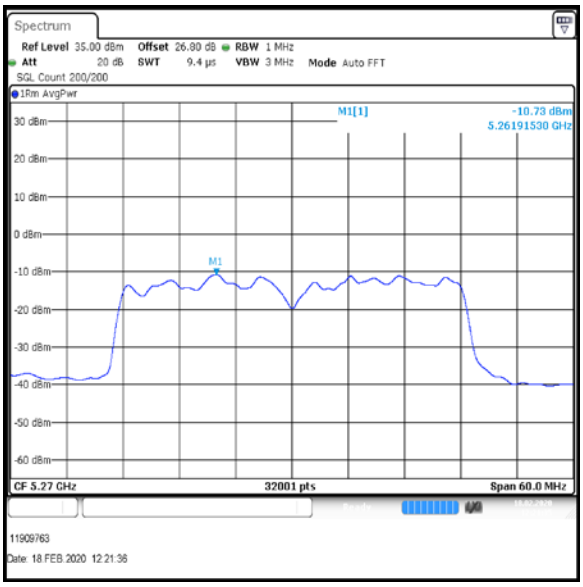

Bottom Channel

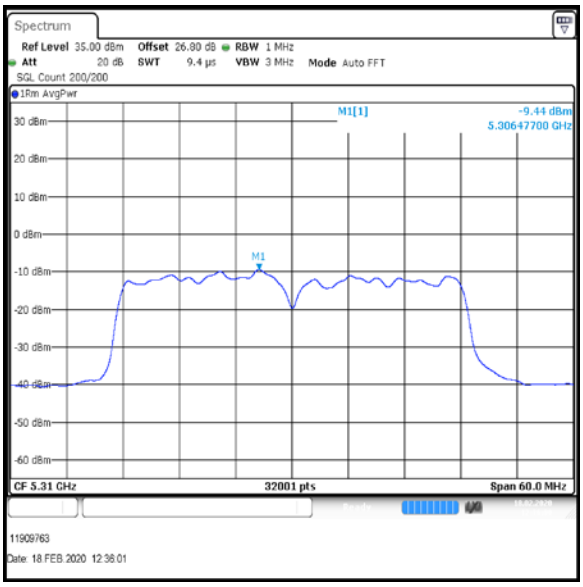

Top Channel

Result: Pass

Transmitter Maximum Power Spectral Density (continued)

Results: 802.11ac / HT80 / MCS1 / MIMO / Port 1+2+3 / PWL 14 / 8 dBi Antenna

Channel	Port 1 PSD (dBm/MHz)	Duty Cycle Correction (dB)	Port 1 Corrected PSD (dBm/MHz)	Port 2 PSD (dBm/MHz)	Duty Cycle Correction (dB)	Port 2 Corrected PSD (dBm/MHz)
Single	-12.1	2.9	-9.2	-10.9	2.9	-8.0

Channel	Port 3 PSD (dBm/MHz)	Duty Cycle Correction (dB)	Port 3 Corrected PSD (dBm/MHz)
Single	-12.2	2.9	-9.3

Channel	Corrected PSD Port 1 (dBm/MHz)	Corrected PSD Port 2 (dBm/MHz)	Corrected PSD Port 3 (dBm/MHz)	Port 1+2+3 Combined PSD (dBm/MHz)
Single	-9.2	-8.0	-9.3	-5.4

Channel	Combined Conducted PSD (dBm/MHz)	Limit (dBm/MHz)	Margin (dB)	Result
Single	-5.4	4.2	9.6	Complied

Result: Pass

Transmitter Maximum Power Spectral Density (continued)

Results: 802.11ac / HT80 / MCS1 / MIMO / Port 1+2+3 / PWL 14 / 8 dBi Antenna / Port 1

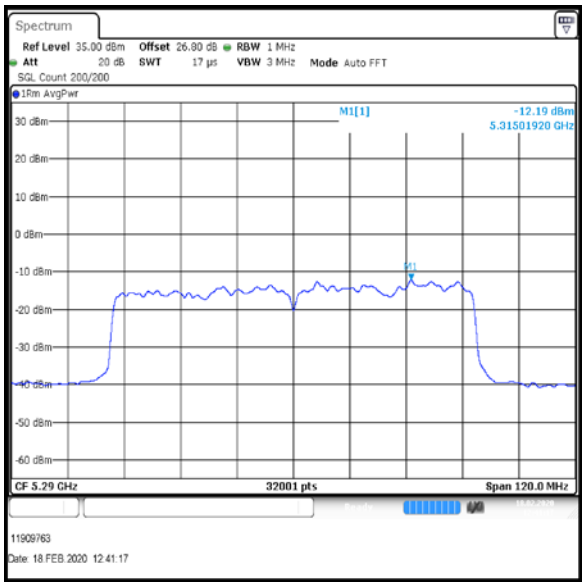

Single Channel

Result: Pass

Transmitter Maximum Power Spectral Density (continued)

Results: 802.11ac / HT80 / MCS1 / MIMO / Port 1+2+3 / PWL 14 / 8 dBi Antenna / Port 2

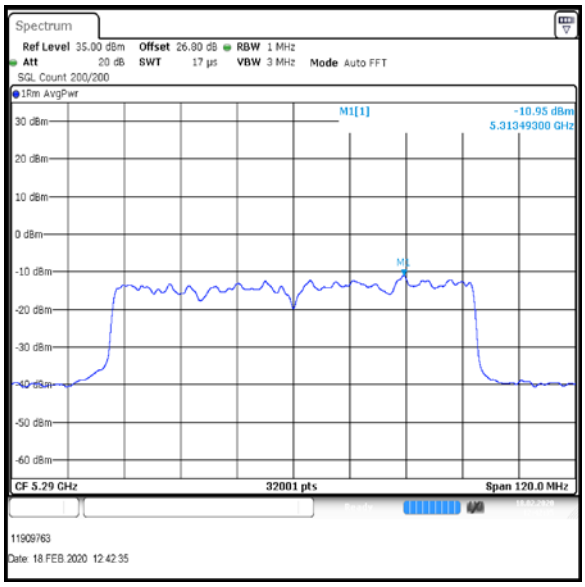

Single Channel

Result: Pass

Transmitter Maximum Power Spectral Density (continued)

Results: 802.11ac / HT80 / MCS1 / MIMO / Port 1+2+3 / PWL 14 / 8 dBi Antenna / Port 3

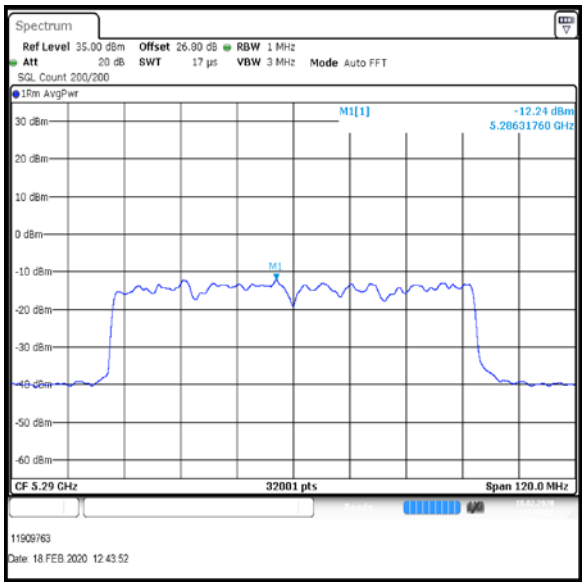

Single Channel

Result: Pass

Transmitter Maximum Power Spectral Density (continued)

Results: 802.11ac / HT80 / MCS2 / MIMO / Port 1+2+3 / PWL 14 / 8 dBi Antenna

Channel	Port 1 PSD (dBm/MHz)	Duty Cycle Correction (dB)	Port 1 Corrected PSD (dBm/MHz)	Port 2 PSD (dBm/MHz)	Duty Cycle Correction (dB)	Port 2 Corrected PSD (dBm/MHz)
Single	-12.9	2.9	-10.0	-12.1	2.9	-9.2

Channel	Port 3 PSD (dBm/MHz)	Duty Cycle Correction (dB)	Port 3 Corrected PSD (dBm/MHz)
Single	-12.8	2.9	-9.9

Channel	Corrected PSD Port 1 (dBm/MHz)	Corrected PSD Port 2 (dBm/MHz)	Corrected PSD Port 3 (dBm/MHz)	Port 1+2+3 Combined PSD (dBm/MHz)
Single	-10.0	-9.2	-9.9	-6.1

Channel	Combined Conducted PSD (dBm/MHz)	Limit (dBm/MHz)	Margin (dB)	Result
Single	-6.1	4.2	10.3	Complied

Result: Pass

Transmitter Maximum Power Spectral Density (continued)

Results: 802.11ac / HT80 / MCS2 / MIMO / Port 1+2+3 / PWL 14 / 8 dBi Antenna / Port 1

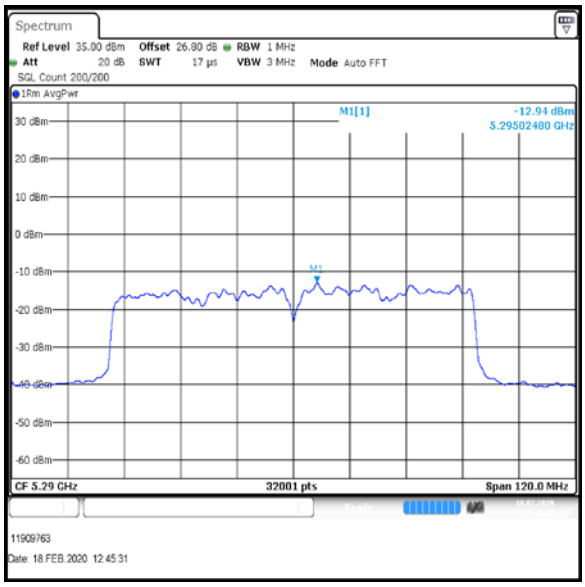

Single Channel

Result: Pass

Transmitter Maximum Power Spectral Density (continued)

Results: 802.11ac / HT80 / MCS2 / MIMO / Port 1+2+3 / PWL 14 / 8 dBi Antenna / Port 2

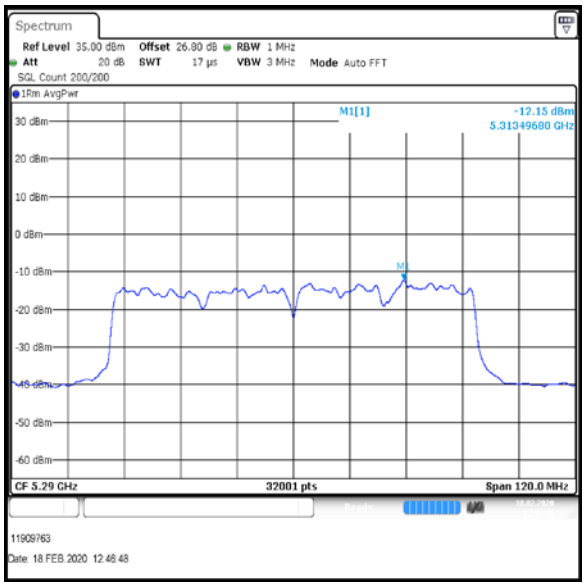

Single Channel

Result: Pass

Transmitter Maximum Power Spectral Density (continued)

Results: 802.11ac / HT80 / MCS2 / MIMO / Port 1+2+3 / PWL 14 / 8 dBi Antenna / Port 3

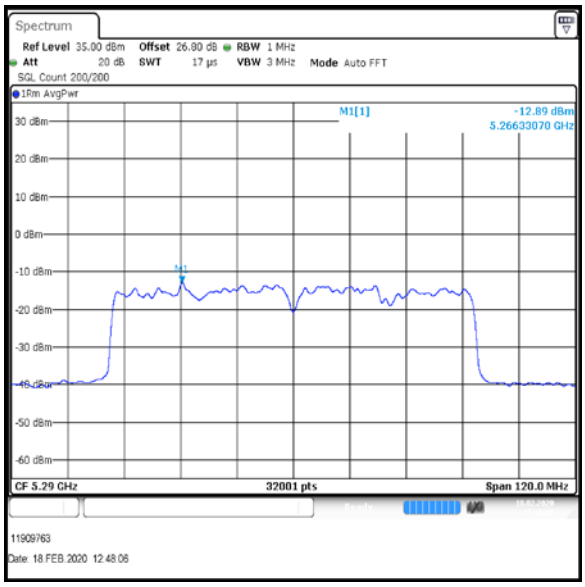

Single Channel

Result: Pass

Transmitter Maximum Power Spectral Density (continued)

Results: 802.11a / 20 MHz / 12Mbit / MIMO / Port 1+2+3+4 / PWL 16 / 8 dBi Antenna

Channel	Port 1 PSD (dBm/MHz)	Duty Cycle Correction (dB)	Port 1 Corrected PSD (dBm/MHz)	Port 2 PSD (dBm/MHz)	Duty Cycle Correction (dB)	Port 2 Corrected PSD (dBm/MHz)
Bottom	-3.7	0.6	-3.1	-3.6	0.6	-3.0
Middle	-4.2	0.6	-3.6	-3.6	0.6	-3.0
Top-1	-4.6	0.6	-4.0	-4.4	0.6	-3.8

Channel	Port 3 PSD (dBm/MHz)	Duty Cycle Correction (dB)	Port 3 Corrected PSD (dBm/MHz)	Port 4 PSD (dBm/MHz)	Duty Cycle Correction (dB)	Port 4 Corrected PSD (dBm/MHz)
Bottom	-4.1	0.6	-3.5	-5.2	0.6	-4.6
Middle	-3.9	0.6	-3.3	-5.9	0.6	-5.3
Top-1	-4.7	0.6	-4.1	-5.8	0.6	-5.2

Channel	Corrected PSD Port 1 (dBm/MHz)	Corrected PSD Port 2 (dBm/MHz)	Corrected PSD Port 3 (dBm/MHz)	Corrected PSD Port 4 (dBm/MHz)	Port 1+2+3+4 Combined PSD (dBm/MHz)
Bottom	-3.1	-3.0	-3.5	-4.6	2.3
Middle	-3.6	-3.0	-3.3	-5.3	2.0
Top-1	-4.0	-3.8	-4.1	-5.2	1.6

Channel	Combined Conducted PSD (dBm/MHz)	Limit (dBm/MHz)	Margin (dB)	Result
Bottom	2.3	2.9	0.6	Complied
Middle	2.0	2.9	0.9	Complied
Top-1	1.6	2.9	1.3	Complied

Result: Pass

Transmitter Maximum Power Spectral Density (continued)

Results: 802.11a / 20 MHz / 12Mbit / MIMO / Port 1+2+3+4 / PWL 16 / 8 dBi Antenna / Port 1

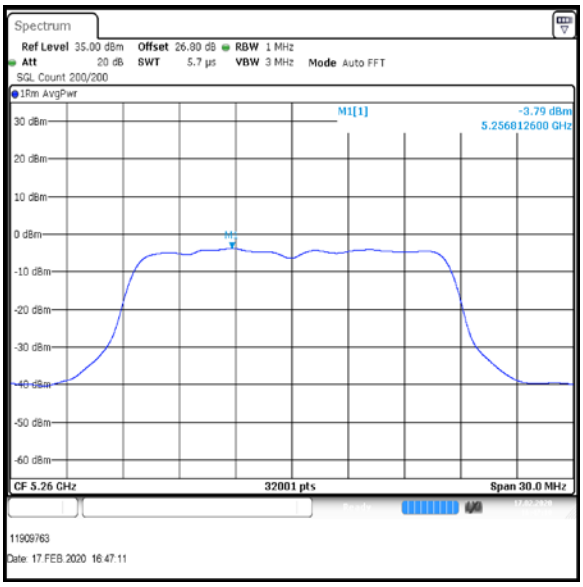

Bottom Channel

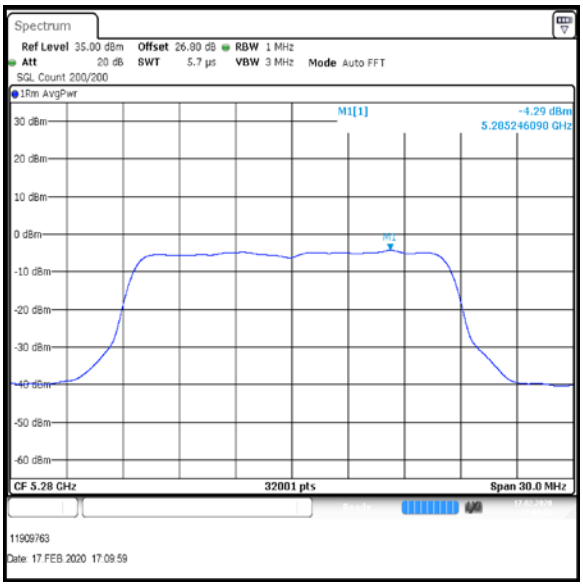

Middle Channel

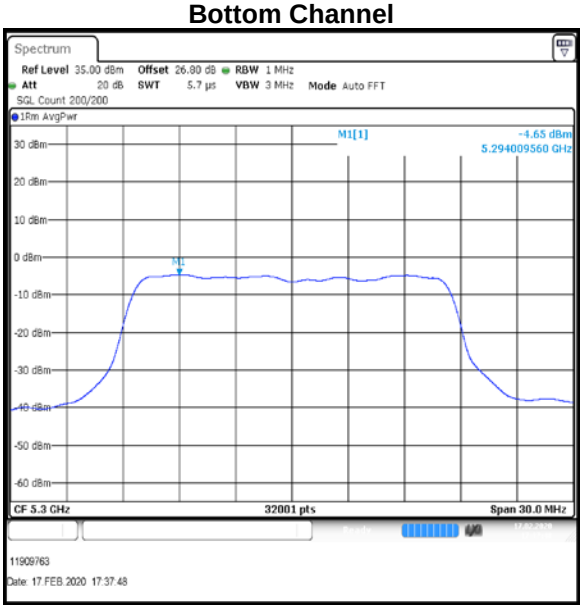

Top-1 Channel

Result: Pass

Transmitter Maximum Power Spectral Density (continued)

Results: 802.11a / 20 MHz / 12Mbit / MIMO / Port 1+2+3+4 / PWL 16 / 8 dBi Antenna / Port 2

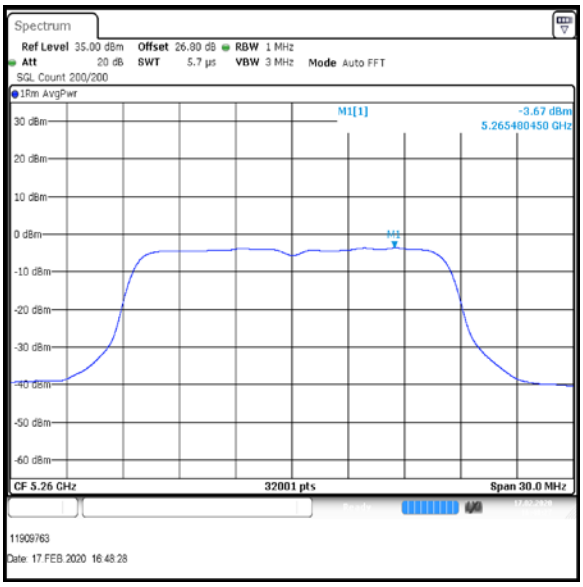

Bottom Channel

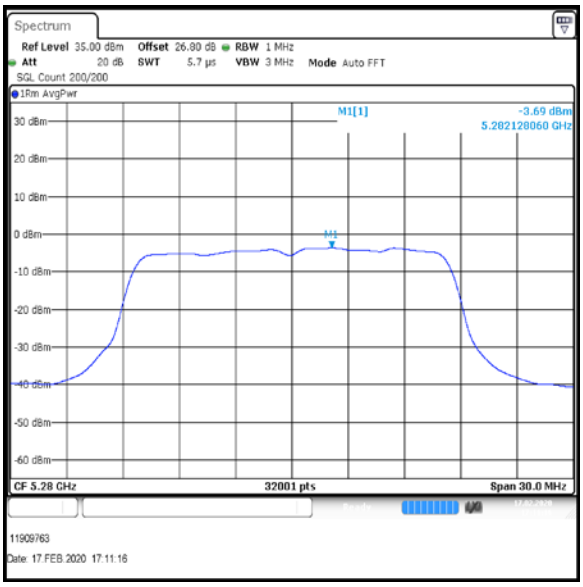

Middle Channel

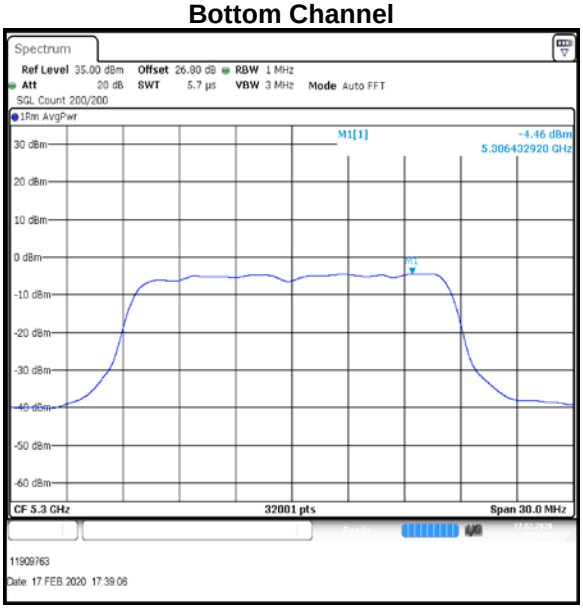

Top-1 Channel

Result: Pass

Transmitter Maximum Power Spectral Density (continued)

Results: 802.11a / 20 MHz / 12Mbit / MIMO / Port 1+2+3+4 / PWL 16 / 8 dBi Antenna / Port 3

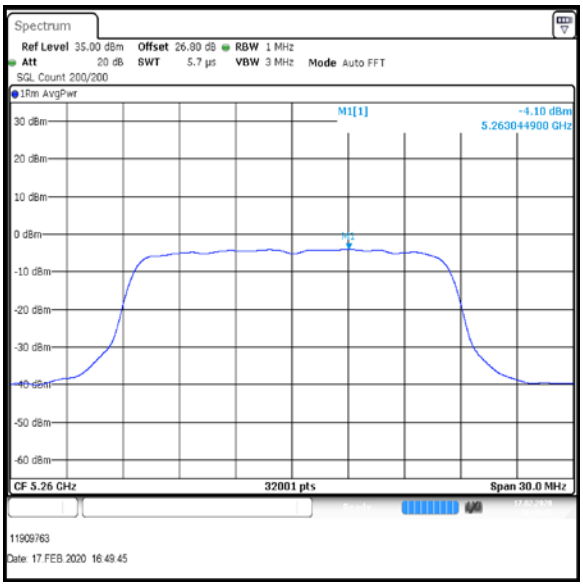

Bottom Channel

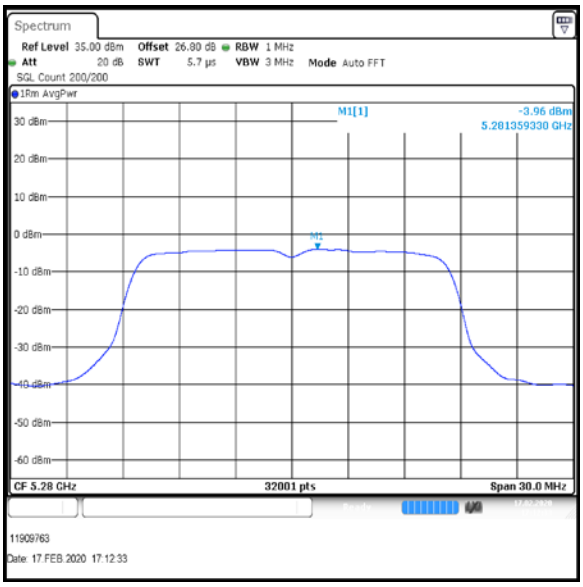

Middle Channel

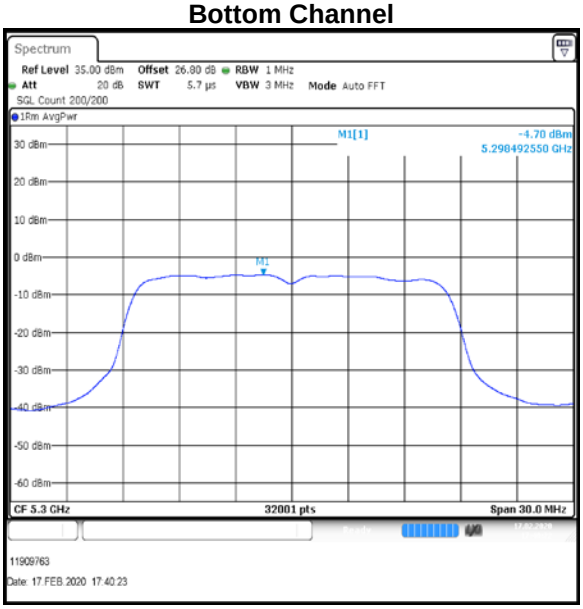

Top-1 Channel

Result: Pass

Transmitter Maximum Power Spectral Density (continued)

Results: 802.11a / 20 MHz / 12Mbit / MIMO / Port 1+2+3+4 / PWL 16 / 8 dBi Antenna / Port 4

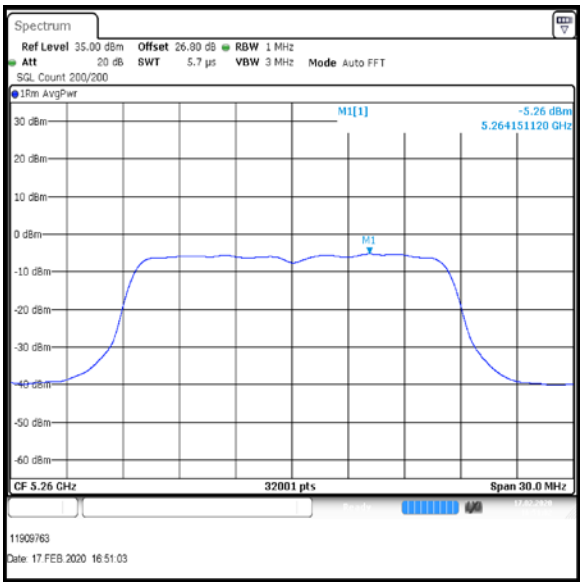

Bottom Channel

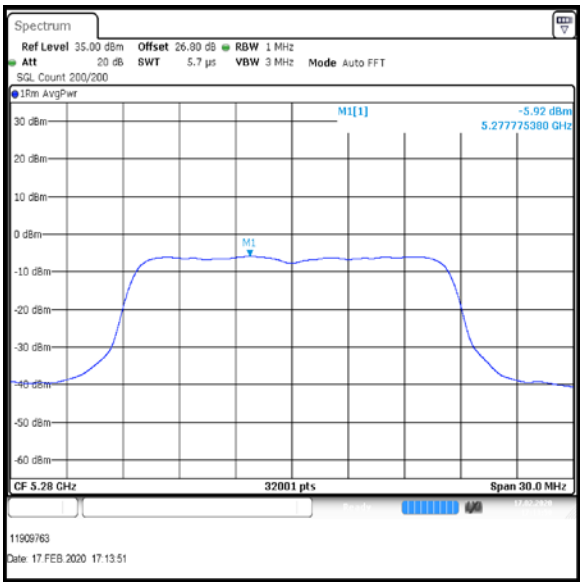

Middle Channel

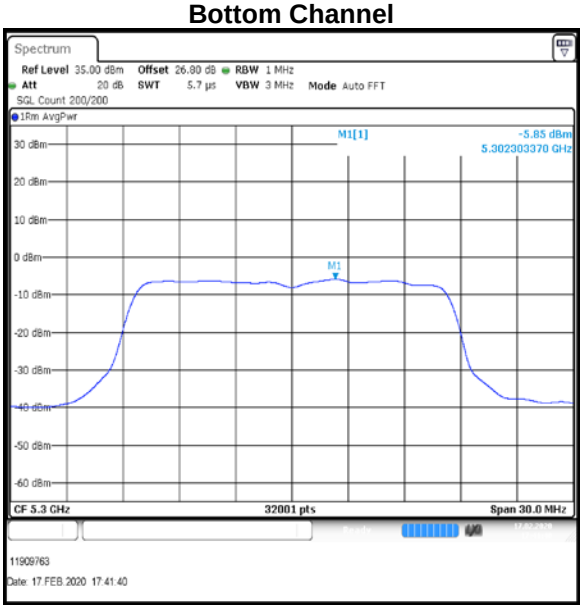

Top-1 Channel

Result: Pass

Transmitter Maximum Power Spectral Density (continued)

Results: 802.11a / 20 MHz / 12Mbit / MIMO / Port 1+2+3+4 / PWL 15 / 8 dBi Antenna

Channel	Port 1 PSD (dBm/MHz)	Duty Cycle Correction (dB)	Port 1 Corrected PSD (dBm/MHz)	Port 2 PSD (dBm/MHz)	Duty Cycle Correction (dB)	Port 2 Corrected PSD (dBm/MHz)
Top	-4.6	0.6	-4.0	-4.1	0.6	-3.5

Channel	Port 3 PSD (dBm/MHz)	Duty Cycle Correction (dB)	Port 3 Corrected PSD (dBm/MHz)	Port 4 PSD (dBm/MHz)	Duty Cycle Correction (dB)	Port 4 Corrected PSD (dBm/MHz)
Top	-5.4	0.6	-4.8	-6.3	0.6	-5.7

Channel	Corrected PSD Port 1 (dBm/MHz)	Corrected PSD Port 2 (dBm/MHz)	Corrected PSD Port 3 (dBm/MHz)	Corrected PSD Port 4 (dBm/MHz)	Port 1+2+3+4 Combined PSD (dBm/MHz)
Top	-4.0	-3.5	-4.8	-5.7	1.3

Channel	Combined Conducted PSD (dBm/MHz)	Limit (dBm/MHz)	Margin (dB)	Result
Top	1.3	2.9	1.6	Complied

Result: Pass

Transmitter Maximum Power Spectral Density (continued)

Results: 802.11a / 20 MHz / 12Mbit / MIMO / Port 1+2+3+4 / PWL 15 / 8 dBi Antenna / Port 1

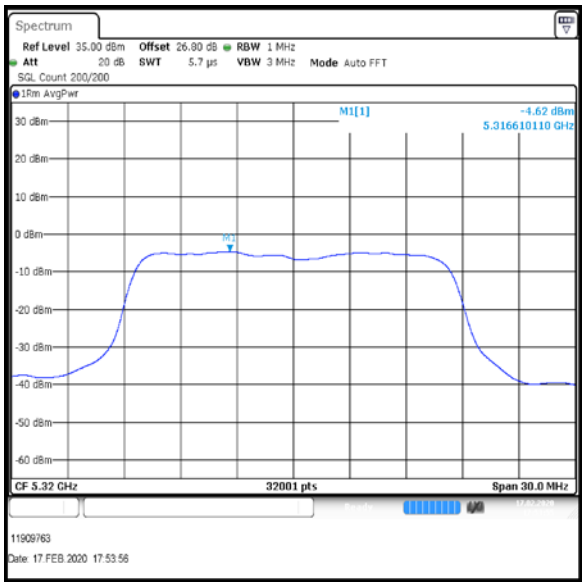

Top Channel

Result: Pass

Transmitter Maximum Power Spectral Density (continued)

Results: 802.11a / 20 MHz / 12Mbit / MIMO / Port 1+2+3+4 / PWL 15 / 8 dBi Antenna / Port 2

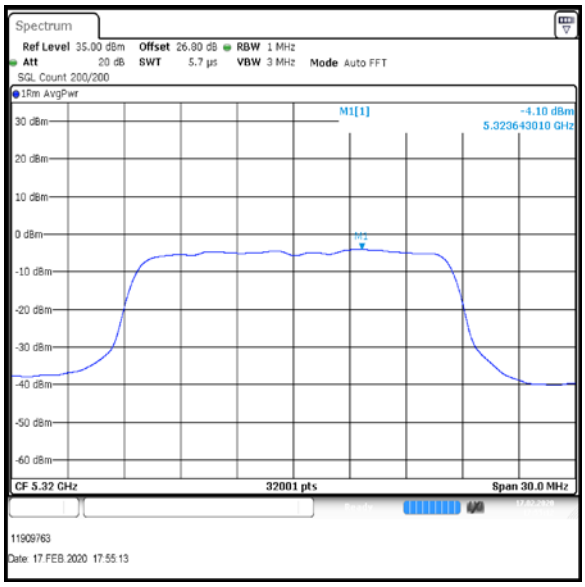

Top Channel

Result: Pass

Transmitter Maximum Power Spectral Density (continued)

Results: 802.11a / 20 MHz / 12Mbit / MIMO / Port 1+2+3+4 / PWL 15 / 8 dBi Antenna / Port 3

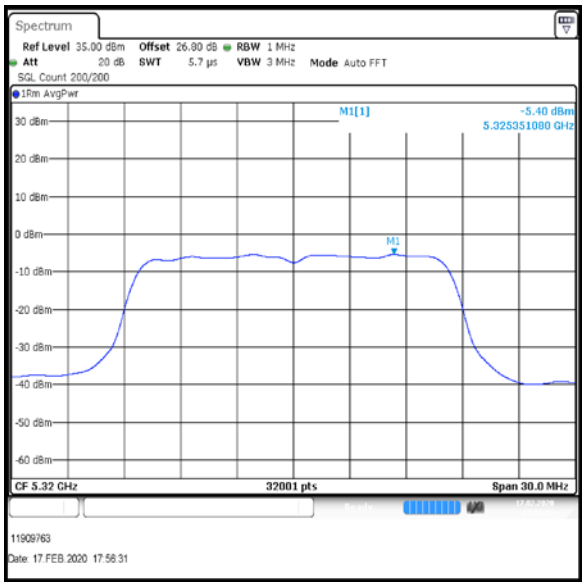

Top Channel

Result: Pass

Transmitter Maximum Power Spectral Density (continued)

Results: 802.11a / 20 MHz / 12Mbit / MIMO / Port 1+2+3+4 / PWL 15 / 8 dBi Antenna / Port 4

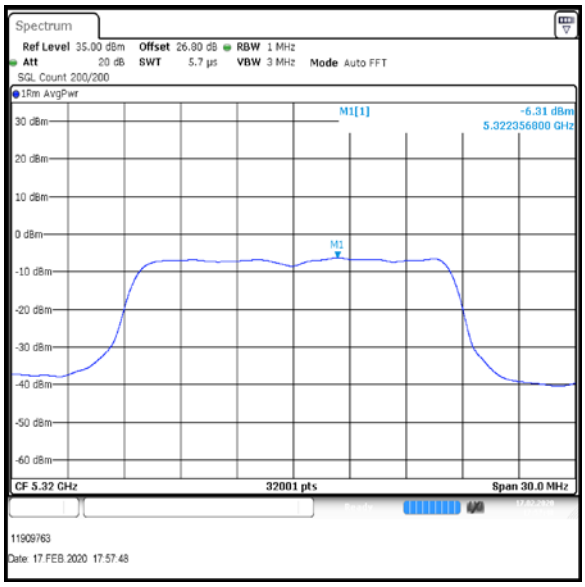

Top Channel

Result: Pass