Transmitter Maximum Power Spectral Density (continued)

Results: 802.11ac / HT80 / MCS5 / MIMO / Port 1+2 / PWL 13 / 8 dBi Antenna / Port 2

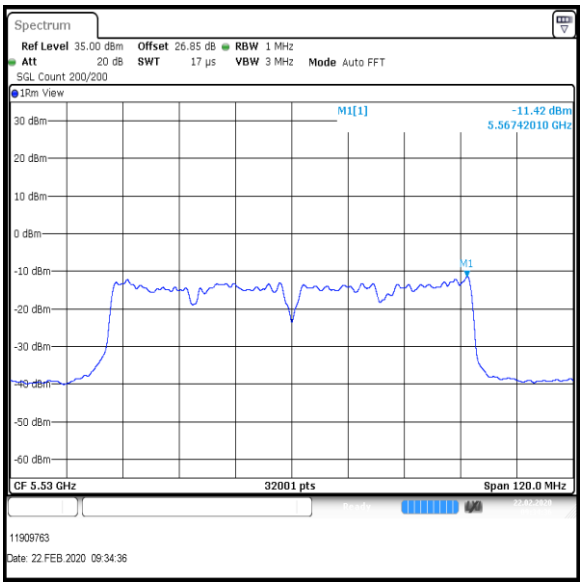

Bottom Channel

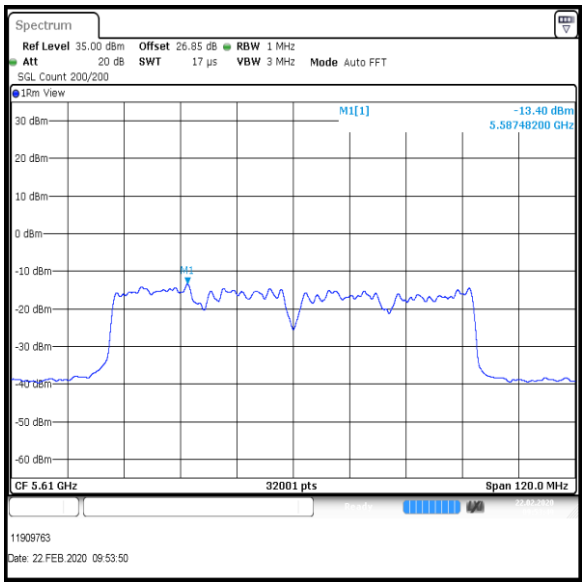

Top Channel

Result: Pass

Transmitter Maximum Power Spectral Density (continued)

Results: 802.11ac / HT80 / MCS9 / MIMO / Port 1+2 / PWL 13 / 8 dBi Antenna

Channel	Port 1 PSD (dBm/MHz)	Duty Cycle Correction (dB)	Port 1 Corrected PSD (dBm/MHz)	Port 2 PSD (dBm/MHz)	Duty Cycle Correction (dB)	Port 2 Corrected PSD (dBm/MHz)
Bottom	-11.5	4.6	-6.9	-11.8	4.6	-7.2
Top	-12.8	4.6	-8.2	-14.4	4.6	-9.8

Channel	Corrected PSD Port 1 (dBm/MHz)	Corrected PSD Port 2 (dBm/MHz)	Port 1+2 Combined PSD (dBm/MHz)
Bottom	-6.9	-7.2	-5.0
Top	-8.2	-9.8	-6.8

Channel	Combined Conducted PSD (dBm/MHz)	Limit (dBm/MHz)	Margin (dB)	Result
Bottom	-5.0	5.9	10.9	Complied
Top	-6.8	5.9	12.7	Complied

Result: Pass

Transmitter Maximum Power Spectral Density (continued)

Results: 802.11ac / HT80 / MCS9 / MIMO / Port 1+2 / PWL 13 / 8 dBi Antenna / Port 1

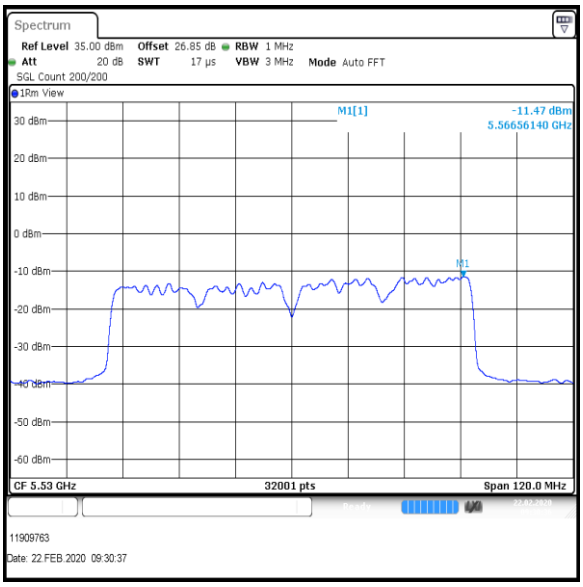

Bottom Channel

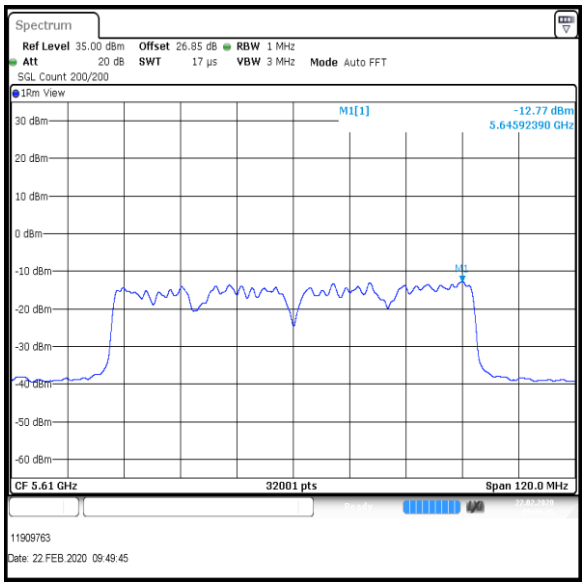

Top Channel

Result: Pass

Transmitter Maximum Power Spectral Density (continued)

Results: 802.11ac / HT80 / MCS9 / MIMO / Port 1+2 / PWL 13 / 8 dBi Antenna / Port 2

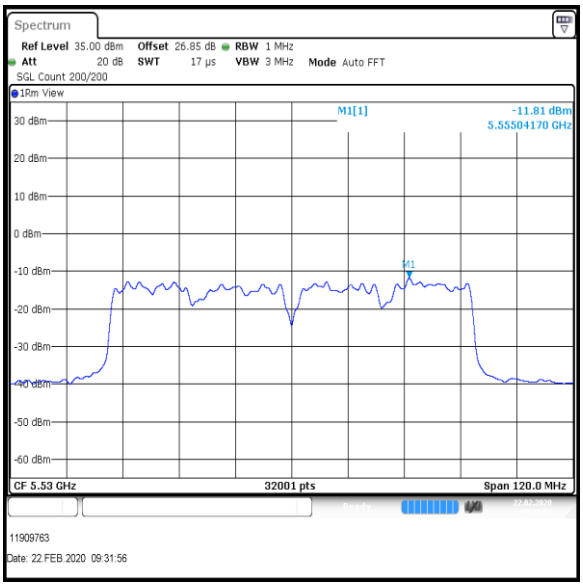

Bottom Channel

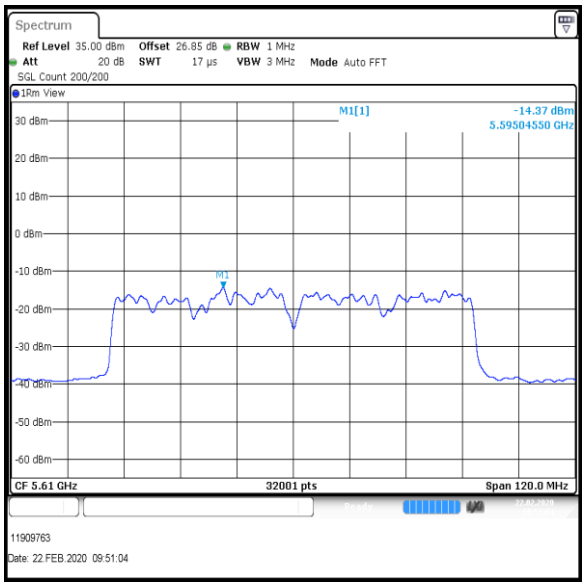

Top Channel

Result: Pass

Transmitter Maximum Power Spectral Density (continued)

Results: 802.11a / 20 MHz / 9Mbit / MIMO / Port 1+2+3 / PWL 14 / 8 dBi Antenna

Channel	Port 1 PSD (dBm/MHz)	Duty Cycle Correction (dB)	Port 1 Corrected PSD (dBm/MHz)	Port 2 PSD (dBm/MHz)	Duty Cycle Correction (dB)	Port 2 Corrected PSD (dBm/MHz)
Bottom	-3.2	0.4	-2.8	-3.3	0.4	-2.9

Channel	Port 3 PSD (dBm/MHz)	Duty Cycle Correction (dB)	Port 3 Corrected PSD (dBm/MHz)
Bottom	-3.7	0.4	-3.3

Channel	Corrected PSD Port 1 (dBm/MHz)	Corrected PSD Port 2 (dBm/MHz)	Corrected PSD Port 3 (dBm/MHz)	Port 1+2+3 Combined PSD (dBm/MHz)
Bottom	-2.8	-2.9	-3.3	1.4

Channel	Combined Conducted PSD (dBm/MHz)	Limit (dBm/MHz)	Margin (dB)	Result
Bottom	1.4	4.2	2.8	Complied

Result: Pass

Transmitter Maximum Power Spectral Density (continued)

Results: 802.11a / 20 MHz / 9Mbit / MIMO / Port 1+2+3 / PWL 14 / 8 dBi Antenna / Port 1

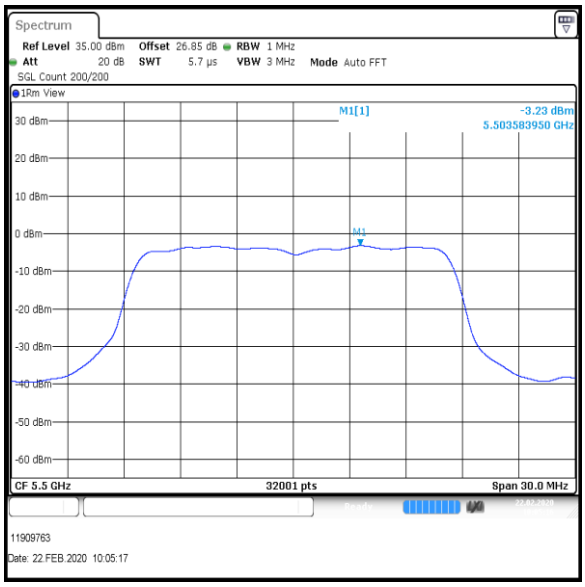

Bottom Channel

Result: Pass

Transmitter Maximum Power Spectral Density (continued)

Results: 802.11a / 20 MHz / 9Mbit / MIMO / Port 1+2+3 / PWL 14 / 8 dBi Antenna / Port 2

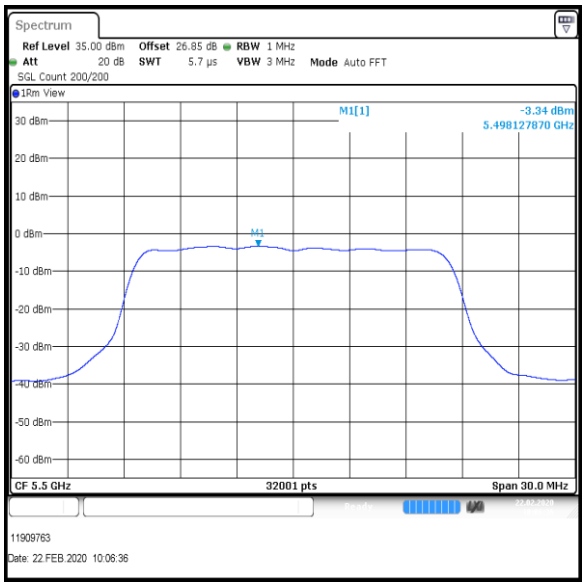

Bottom Channel

Result: Pass

Transmitter Maximum Power Spectral Density (continued)

Results: 802.11a / 20 MHz / 9Mbit / MIMO / Port 1+2+3 / PWL 14 / 8 dBi Antenna / Port 3

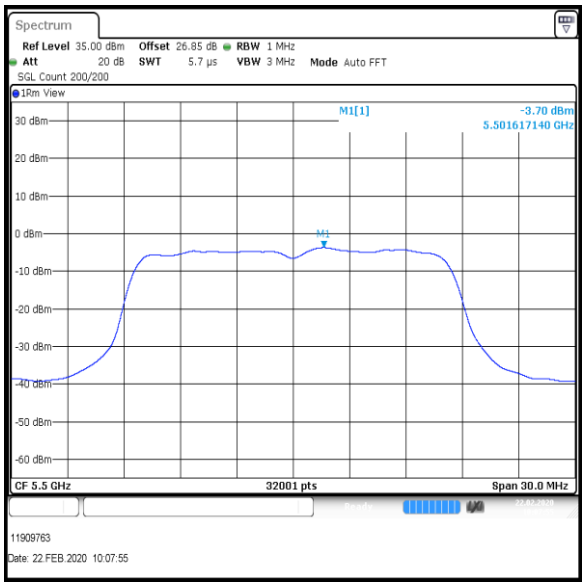

Bottom Channel

Result: Pass

Transmitter Maximum Power Spectral Density (continued)

Results: 802.11a / 20 MHz / 9Mbit / MIMO / Port 1+2+3 / PWL 17 / 8 dBi Antenna

Channel	Port 1 PSD (dBm/MHz)	Duty Cycle Correction (dB)	Port 1 Corrected PSD (dBm/MHz)	Port 2 PSD (dBm/MHz)	Duty Cycle Correction (dB)	Port 2 Corrected PSD (dBm/MHz)
Bottom+1	-0.9	0.4	-0.5	-1.8	0.4	-1.4
Middle	-0.5	0.4	-0.1	-1.7	0.4	-1.3
Top	-1.1	0.4	-0.7	-2.4	0.4	-2.0

Channel	Port 3 PSD (dBm/MHz)	Duty Cycle Correction (dB)	Port 3 Corrected PSD (dBm/MHz)
Bottom+1	-1.5	0.4	-1.1
Middle	-1.6	0.4	-1.2
Top	-2.8	0.4	-2.4

Channel	Corrected PSD Port 1 (dBm/MHz)	Corrected PSD Port 2 (dBm/MHz)	Corrected PSD Port 3 (dBm/MHz)	Port 1+2+3 Combined PSD (dBm/MHz)
Bottom+1	-0.5	-1.4	-1.1	3.6
Middle	-0.1	-1.3	-1.2	3.7
Top	-0.7	-2.0	-2.4	2.8

Channel	Combined Conducted PSD (dBm/MHz)	Limit (dBm/MHz)	Margin (dB)	Result
Bottom+1	3.6	4.2	0.6	Complied
Middle	3.7	4.2	0.5	Complied
Top	2.8	4.2	1.4	Complied

Result: Pass

Transmitter Maximum Power Spectral Density (continued)

Results: 802.11a / 20 MHz / 9Mbit / MIMO / Port 1+2+3 / PWL 17 / 8 dBi Antenna / Port 1

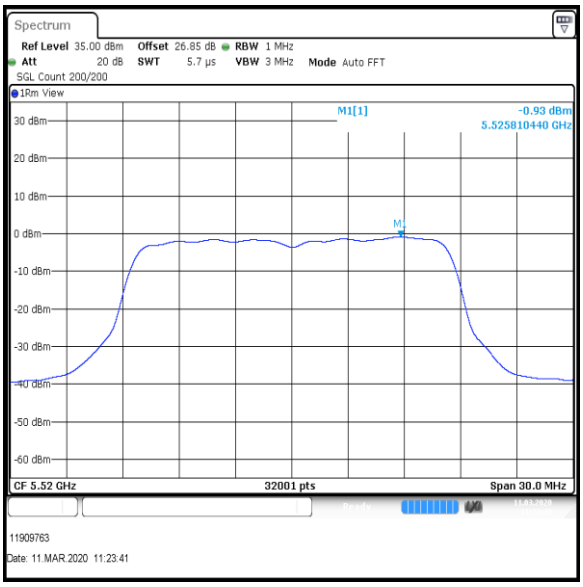

Bottom+1 Channel

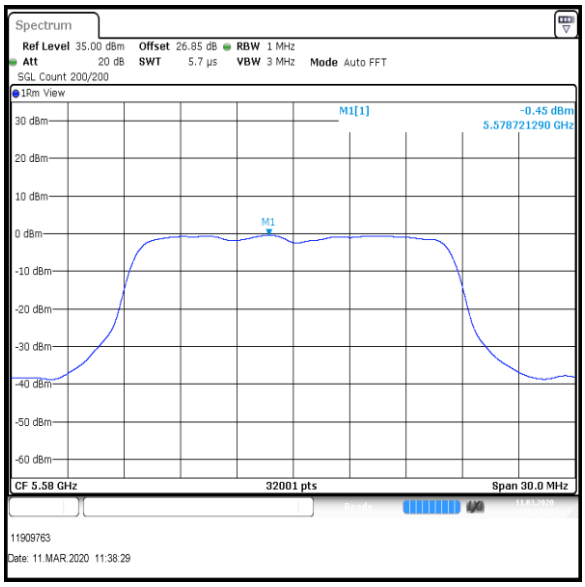

Middle Channel

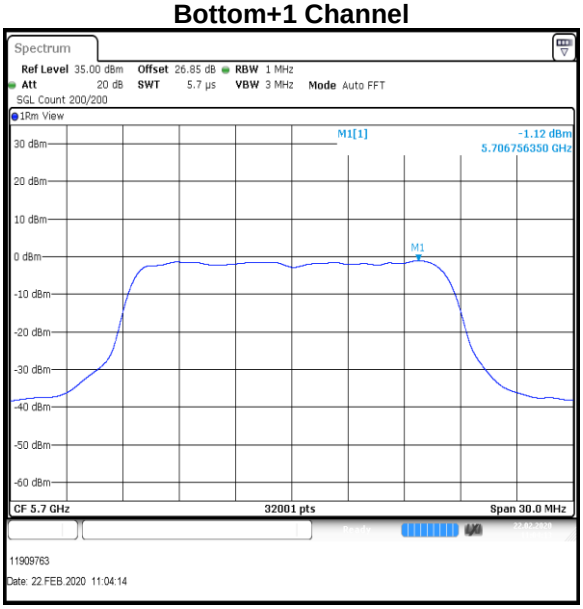

Top Channel

Result: Pass

Transmitter Maximum Power Spectral Density (continued)

Results: 802.11a / 20 MHz / 9Mbit / MIMO / Port 1+2+3 / PWL 17 / 8 dBi Antenna / Port 2

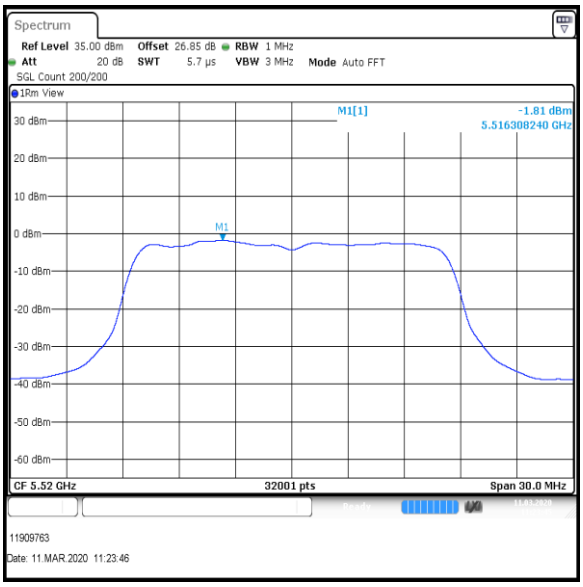

Bottom+1 Channel

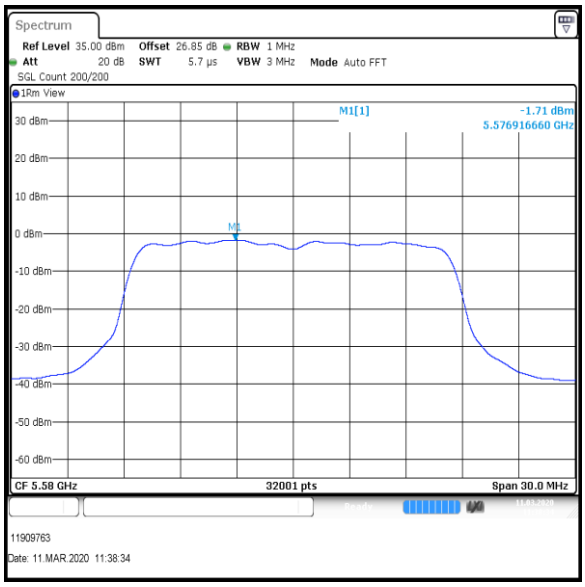

Middle Channel

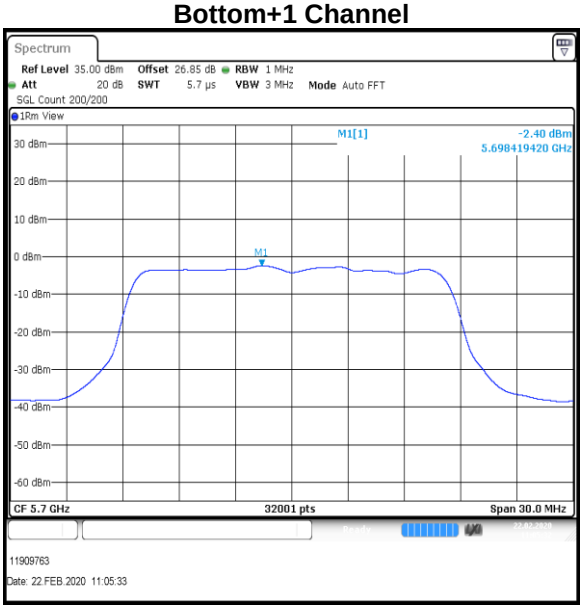

Top Channel

Result: Pass

Transmitter Maximum Power Spectral Density (continued)

Results: 802.11a / 20 MHz / 9Mbit / MIMO / Port 1+2+3 / PWL 17 / 8 dBi Antenna / Port 3

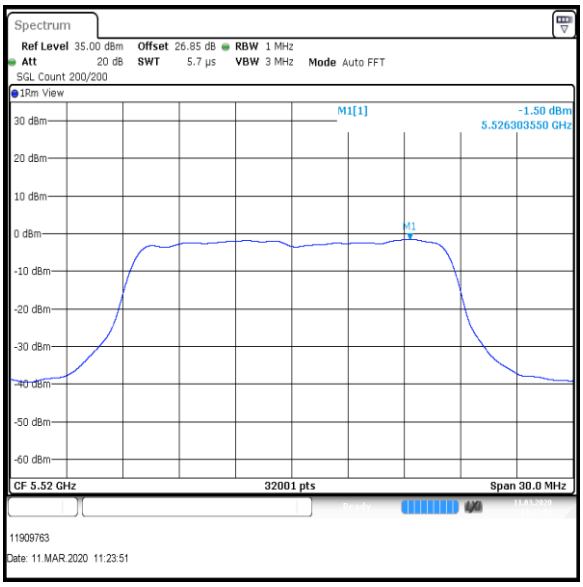

Bottom+1 Channel

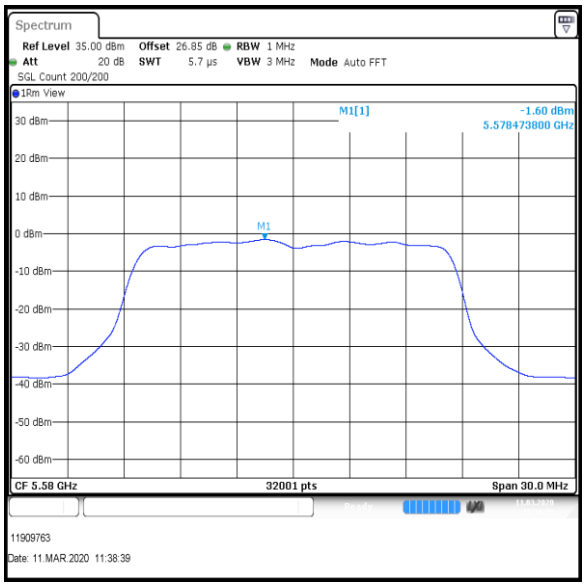

Middle Channel

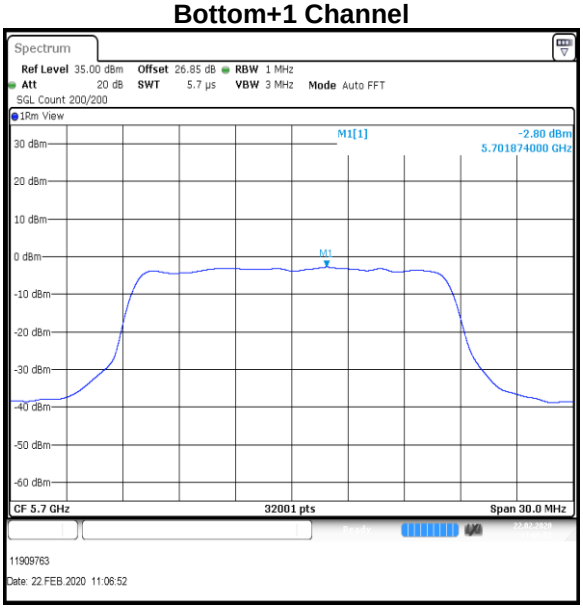

Top Channel

Result: Pass

Transmitter Maximum Power Spectral Density (continued)

Results: 802.11a / 20 MHz / 12Mbit / MIMO / Port 1+2+3 / PWL 14 / 8 dBi Antenna

Channel	Port 1 PSD (dBm/MHz)	Duty Cycle Correction (dB)	Port 1 Corrected PSD (dBm/MHz)	Port 2 PSD (dBm/MHz)	Duty Cycle Correction (dB)	Port 2 Corrected PSD (dBm/MHz)
Bottom	-3.9	0.7	-3.2	-3.4	0.7	-2.7

Channel	Port 3 PSD (dBm/MHz)	Duty Cycle Correction (dB)	Port 3 Corrected PSD (dBm/MHz)
Bottom	-5.0	0.7	-4.3

Channel	Corrected PSD Port 1 (dBm/MHz)	Corrected PSD Port 2 (dBm/MHz)	Corrected PSD Port 3 (dBm/MHz)	Port 1+2+3 Combined PSD (dBm/MHz)
Bottom	-3.2	-2.7	-4.3	1.1

Channel	Combined Conducted PSD (dBm/MHz)	Limit (dBm/MHz)	Margin (dB)	Result
Bottom	1.1	4.2	3.1	Complied

Result: Pass

Transmitter Maximum Power Spectral Density (continued)

Results: 802.11a / 20 MHz / 12Mbit / MIMO / Port 1+2+3 / PWL 14 / 8 dBi Antenna / Port 1

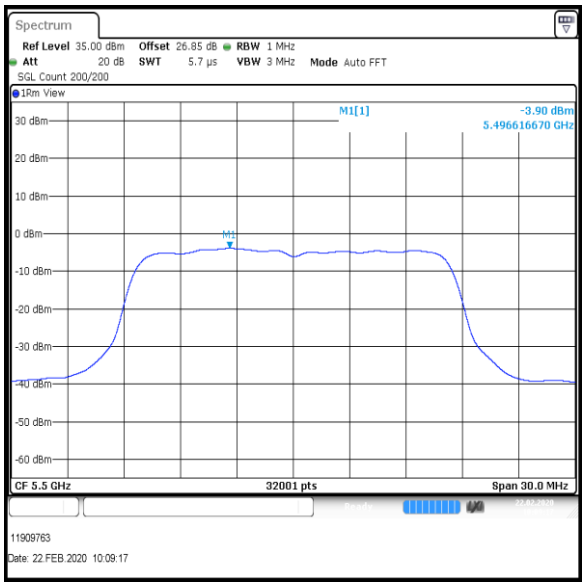

Bottom Channel

Result: Pass

Transmitter Maximum Power Spectral Density (continued)

Results: 802.11a / 20 MHz / 12Mbit / MIMO / Port 1+2+3 / PWL 14 / 8 dBi Antenna / Port 2

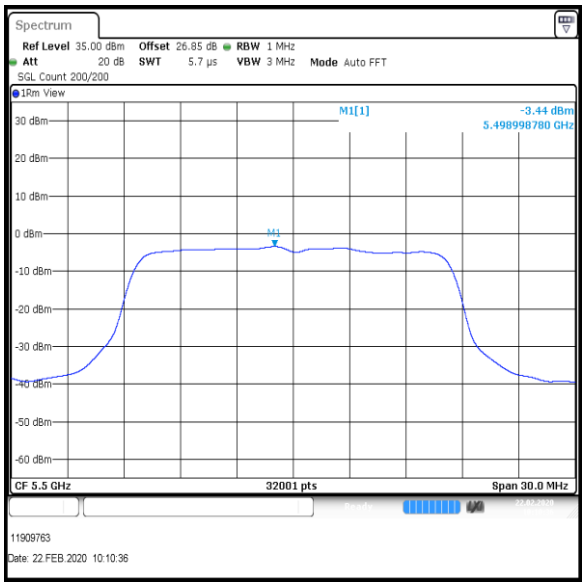

Bottom Channel

Result: Pass

Transmitter Maximum Power Spectral Density (continued)

Results: 802.11a / 20 MHz / 12Mbit / MIMO / Port 1+2+3 / PWL 14 / 8 dBi Antenna / Port 3

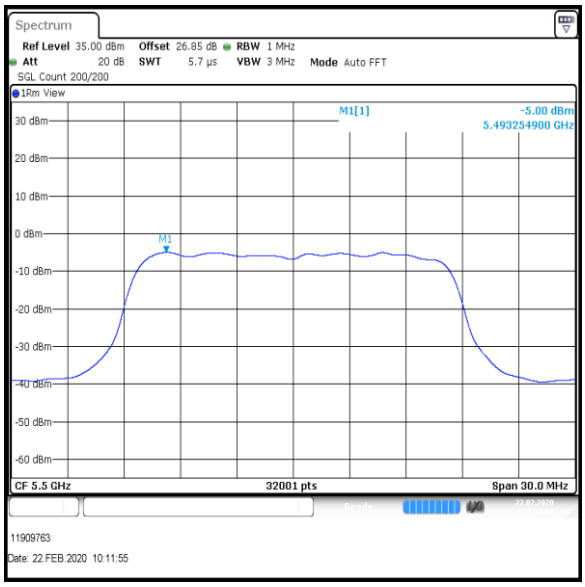

Bottom Channel

Result: Pass

Transmitter Maximum Power Spectral Density (continued)

Results: 802.11a / 20 MHz / 12Mbit / MIMO / Port 1+2+3 / PWL 17 / 8 dBi Antenna

Channel	Port 1 PSD (dBm/MHz)	Duty Cycle Correction (dB)	Port 1 Corrected PSD (dBm/MHz)	Port 2 PSD (dBm/MHz)	Duty Cycle Correction (dB)	Port 2 Corrected PSD (dBm/MHz)
Bottom+1	-1.8	0.7	-1.1	-2.7	0.7	-2.0
Middle	-1.2	0.7	-0.5	-2.0	0.7	-1.3
Top	-1.2	0.7	-0.5	-3.2	0.7	-2.5

Channel	Port 3 PSD (dBm/MHz)	Duty Cycle Correction (dB)	Port 3 Corrected PSD (dBm/MHz)
Bottom+1	-2.3	0.7	-1.6
Middle	-2.4	0.7	-1.7
Top	-2.9	0.7	-2.2

Channel	Corrected PSD Port 1 (dBm/MHz)	Corrected PSD Port 2 (dBm/MHz)	Corrected PSD Port 3 (dBm/MHz)	Port 1+2+3 Combined PSD (dBm/MHz)
Bottom+1	-1.1	-2.0	-1.6	3.1
Middle	-0.5	-1.3	-1.7	3.6
Top	-0.5	-2.5	-2.2	2.7

Channel	Combined Conducted PSD (dBm/MHz)	Limit (dBm/MHz)	Margin (dB)	Result
Bottom+1	3.1	4.2	1.1	Complied
Middle	3.6	4.2	0.6	Complied
Top	2.7	4.2	1.5	Complied

Result: Pass

Transmitter Maximum Power Spectral Density (continued)

Results: 802.11a / 20 MHz / 12Mbit / MIMO / Port 1+2+3 / PWL 17 / 8 dBi Antenna / Port 1

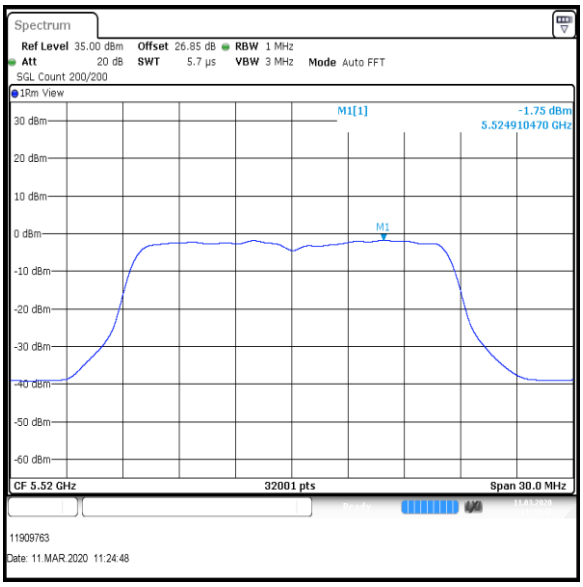

Bottom+1 Channel

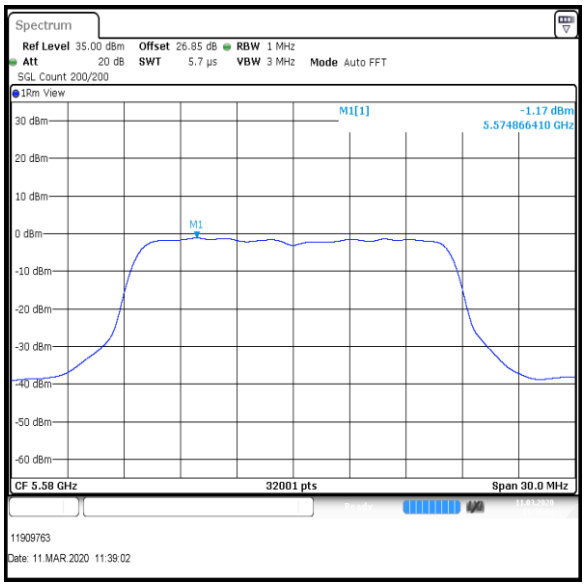

Middle Channel

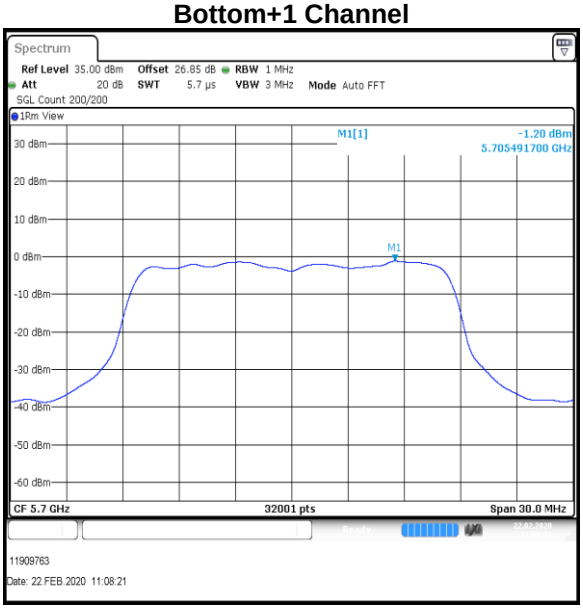

Top Channel

Result: Pass

Transmitter Maximum Power Spectral Density (continued)

Results: 802.11a / 20 MHz / 12Mbit / MIMO / Port 1+2+3 / PWL 17 / 8 dBi Antenna / Port 2

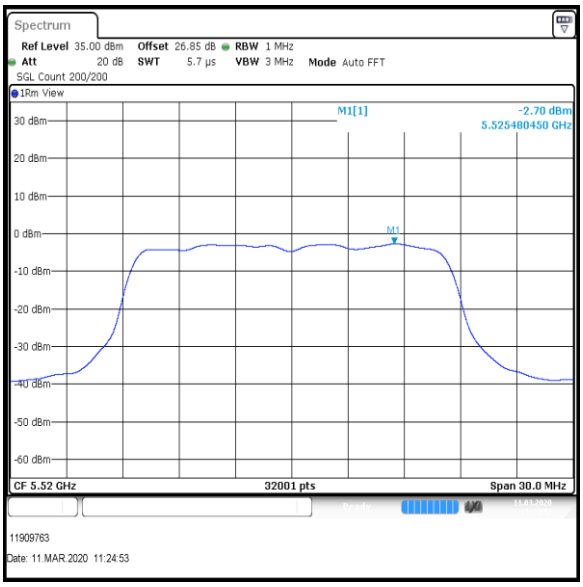

Bottom+1 Channel

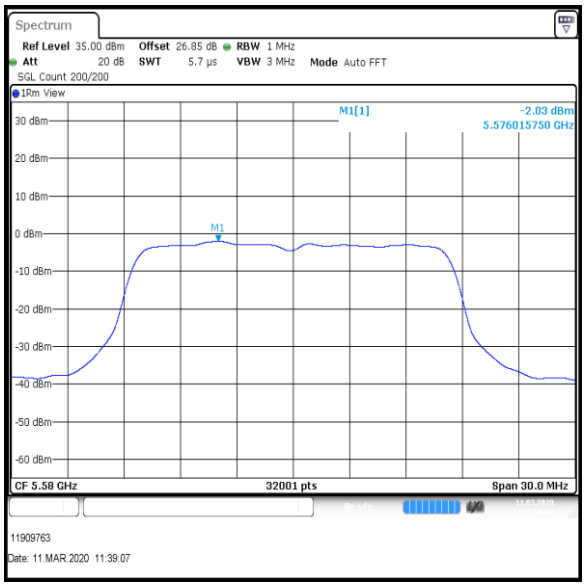

Middle Channel

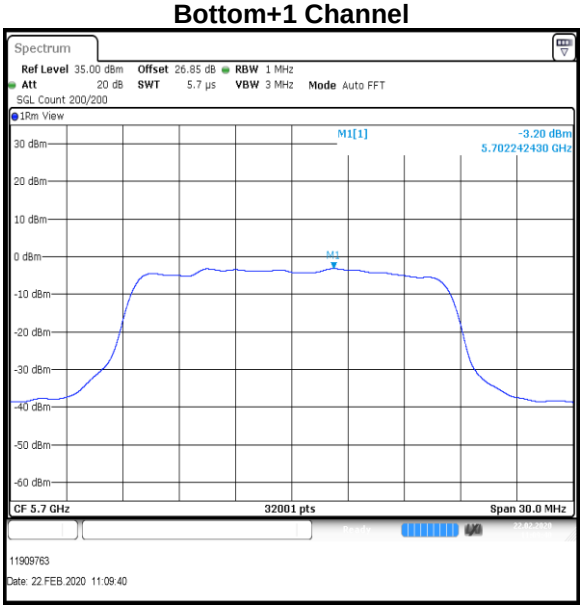

Top Channel

Result: Pass

Transmitter Maximum Power Spectral Density (continued)

Results: 802.11a / 20 MHz / 12Mbit / MIMO / Port 1+2+3 / PWL 17 / 8 dBi Antenna / Port 3

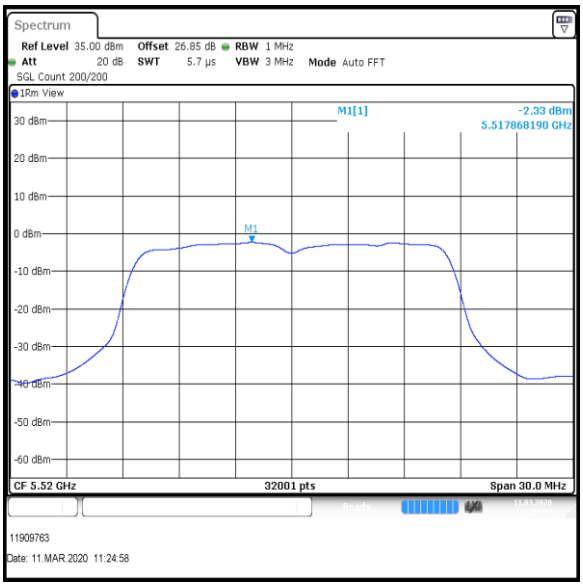

Bottom+1 Channel

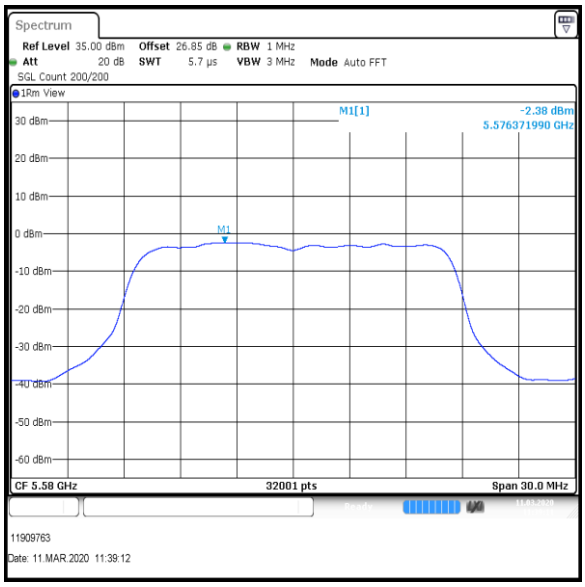

Middle Channel

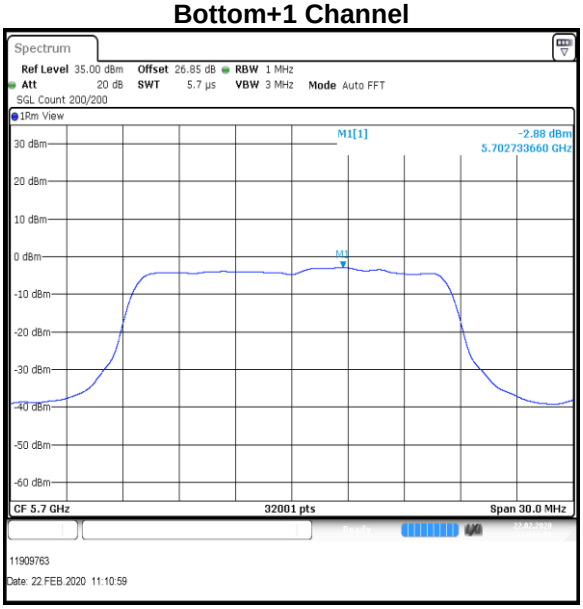

Top Channel

Result: Pass

Transmitter Maximum Power Spectral Density (continued)

Results: 802.11n / HT20 / MCS3 / MIMO / Port 1+2+3 / PWL 14 / 8 dBi Antenna

Channel	Port 1 PSD (dBm/MHz)	Duty Cycle Correction (dB)	Port 1 Corrected PSD (dBm/MHz)	Port 2 PSD (dBm/MHz)	Duty Cycle Correction (dB)	Port 2 Corrected PSD (dBm/MHz)
Bottom	-4.1	1.3	-2.8	-3.9	1.3	-2.6

Channel	Port 3 PSD (dBm/MHz)	Duty Cycle Correction (dB)	Port 3 Corrected PSD (dBm/MHz)
Bottom	-5.7	1.3	-4.4

Channel	Corrected PSD Port 1 (dBm/MHz)	Corrected PSD Port 2 (dBm/MHz)	Corrected PSD Port 3 (dBm/MHz)	Port 1+2+3 Combined PSD (dBm/MHz)
Bottom	-2.8	-2.6	-4.4	1.3

Channel	Combined Conducted PSD (dBm/MHz)	Limit (dBm/MHz)	Margin (dB)	Result
Bottom	1.3	4.2	2.9	Complied

Result: Pass

Transmitter Maximum Power Spectral Density (continued)

Results: 802.11n / HT20 / MCS3 / MIMO / Port 1+2+3 / PWL 14 / 8 dBi Antenna / Port 1

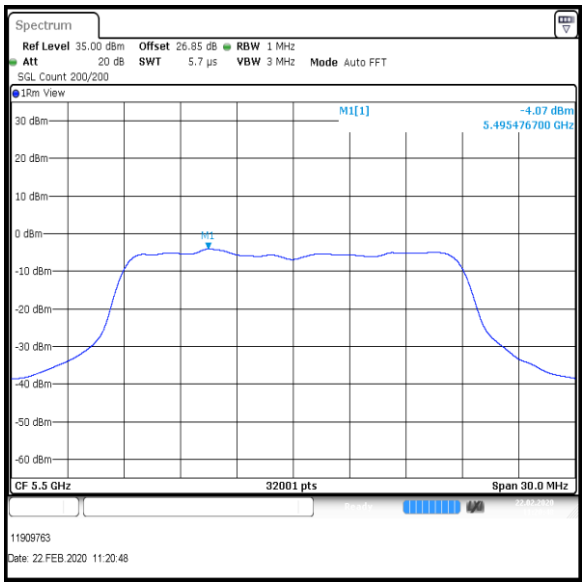

Bottom Channel

Result: Pass

Transmitter Maximum Power Spectral Density (continued)

Results: 802.11n / HT20 / MCS3 / MIMO / Port 1+2+3 / PWL 14 / 8 dBi Antenna / Port 2

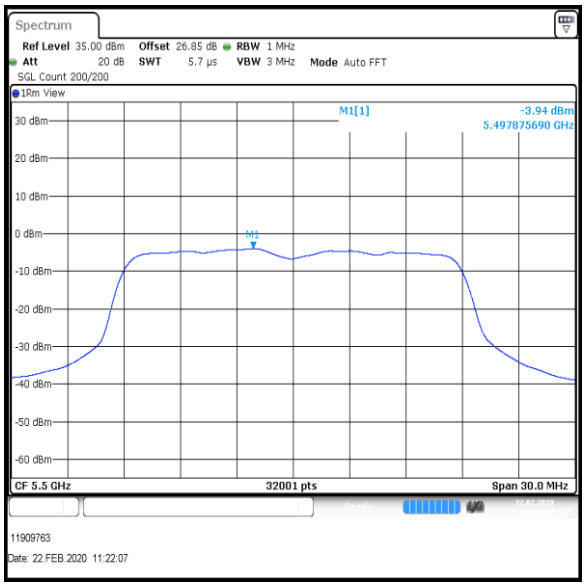

Bottom Channel

Result: Pass

Transmitter Maximum Power Spectral Density (continued)

Results: 802.11n / HT20 / MCS3 / MIMO / Port 1+2+3 / PWL 14 / 8 dBi Antenna / Port 3

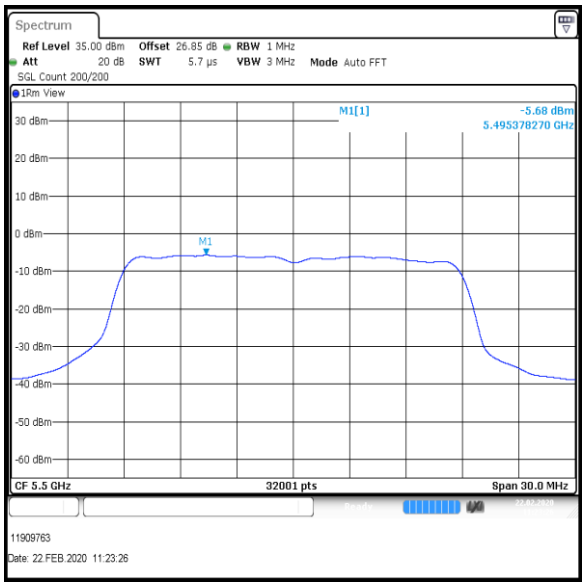

Bottom Channel

Result: Pass

Transmitter Maximum Power Spectral Density (continued)

Results: 802.11n / HT20 / MCS3 / MIMO / Port 1+2+3 / PWL 17 / 8 dBi Antenna

Channel	Port 1 PSD (dBm/MHz)	Duty Cycle Correction (dB)	Port 1 Corrected PSD (dBm/MHz)	Port 2 PSD (dBm/MHz)	Duty Cycle Correction (dB)	Port 2 Corrected PSD (dBm/MHz)
Bottom+1	-2.1	1.3	-0.8	-3.6	1.3	-2.3
Middle	-1.8	1.3	-0.5	-3.2	1.3	-1.9
Top	-1.5	1.3	-0.2	-3.5	1.3	-2.2

Channel	Port 3 PSD (dBm/MHz)	Duty Cycle Correction (dB)	Port 3 Corrected PSD (dBm/MHz)
Bottom+1	-3.0	1.3	-1.7
Middle	-2.9	1.3	-1.6
Top	-3.0	1.3	-1.7

Channel	Corrected PSD Port 1 (dBm/MHz)	Corrected PSD Port 2 (dBm/MHz)	Corrected PSD Port 3 (dBm/MHz)	Port 1+2+3 Combined PSD (dBm/MHz)
Bottom+1	-0.8	-2.3	-1.7	2.9
Middle	-0.5	-1.9	-1.6	3.4
Top	-0.2	-2.2	-1.7	3.6

Channel	Combined Conducted PSD (dBm/MHz)	Limit (dBm/MHz)	Margin (dB)	Result
Bottom+1	2.9	4.2	1.3	Complied
Middle	3.4	4.2	0.8	Complied
Top	3.6	4.2	0.6	Complied

Result: Pass

Transmitter Maximum Power Spectral Density (continued)

Results: 802.11n / HT20 / MCS3 / MIMO / Port 1+2+3 / PWL 17 / 8 dBi Antenna / Port 1

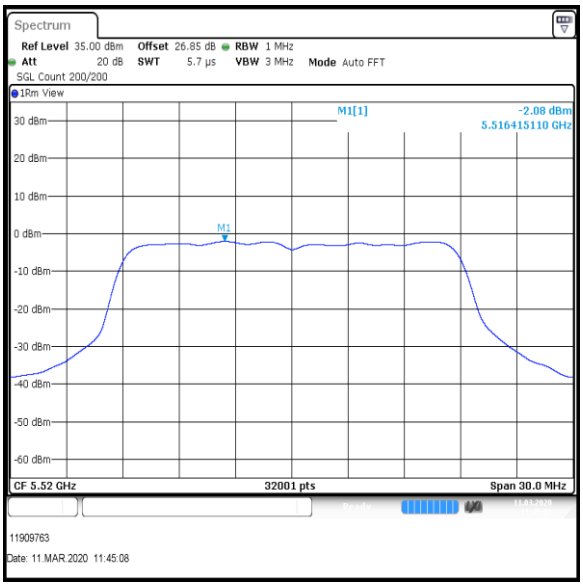

Bottom+1 Channel

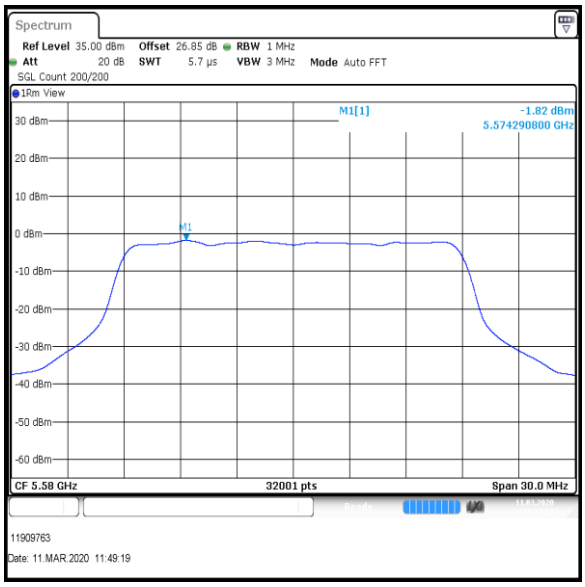

Middle Channel

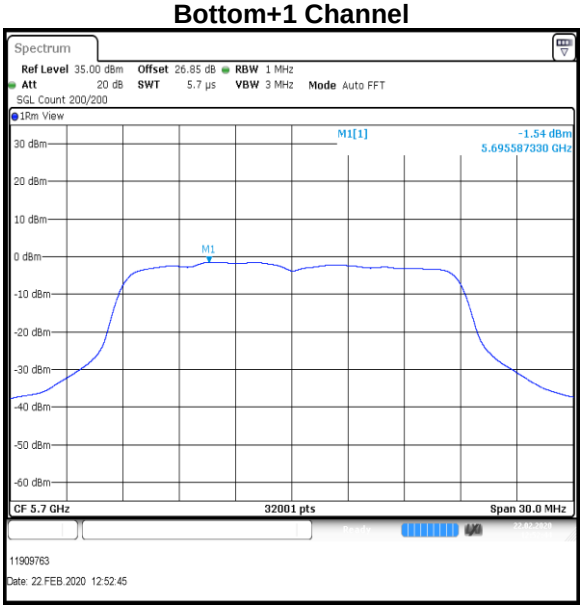

Top Channel

Result: Pass

Transmitter Maximum Power Spectral Density (continued)

Results: 802.11n / HT20 / MCS3 / MIMO / Port 1+2+3 / PWL 17 / 8 dBi Antenna / Port 2

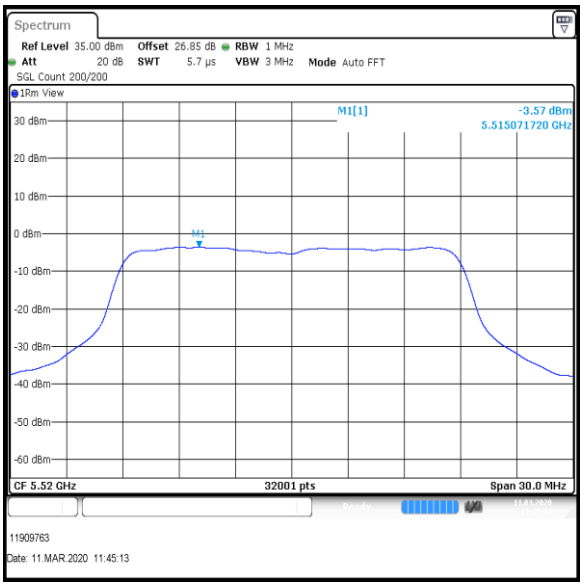

Bottom+1 Channel

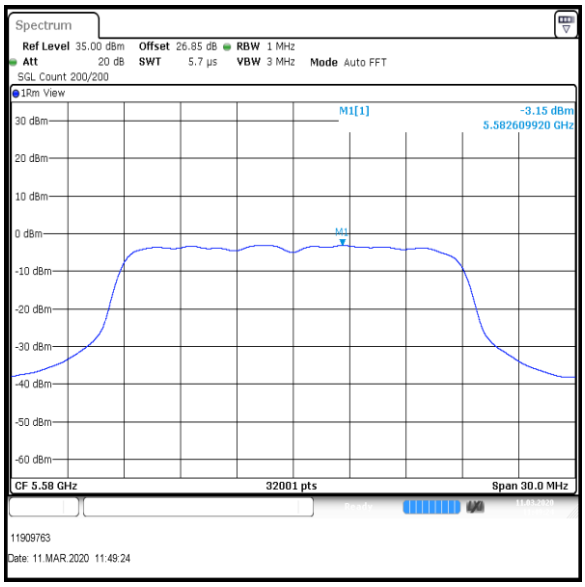

Middle Channel

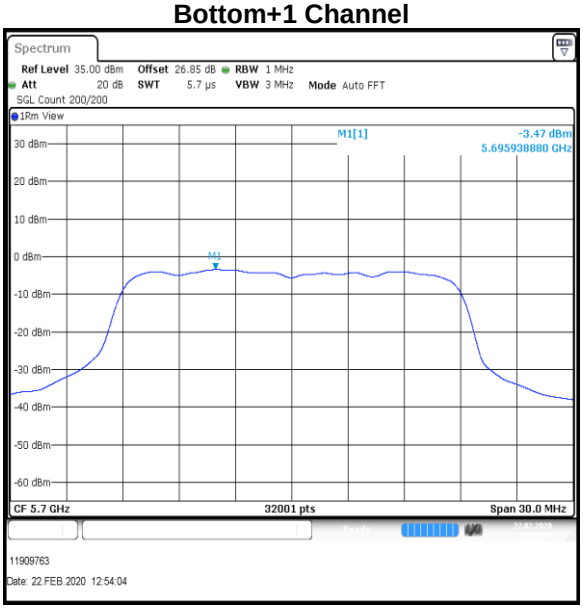

Top Channel

Result: Pass

Transmitter Maximum Power Spectral Density (continued)

Results: 802.11n / HT20 / MCS3 / MIMO / Port 1+2+3 / PWL 17 / 8 dBi Antenna / Port 3

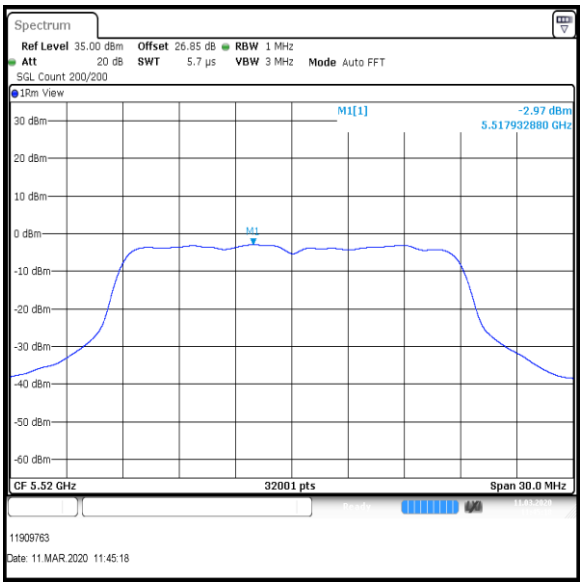

Bottom+1 Channel

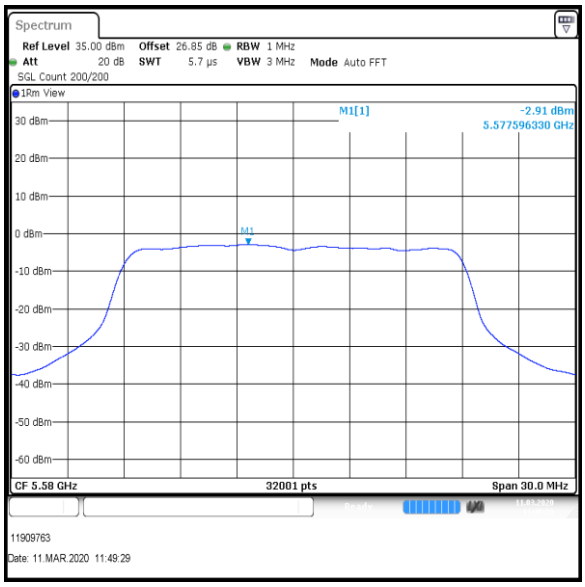

Middle Channel

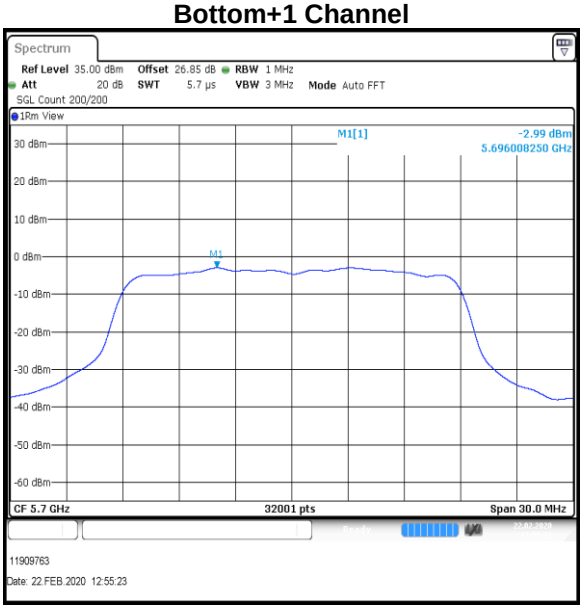

Top Channel

Result: Pass

Transmitter Maximum Power Spectral Density (continued)

Results: 802.11n / HT20 / MCS7 / MIMO / Port 1+2+3 / PWL 14 / 8 dBi Antenna

Channel	Port 1 PSD (dBm/MHz)	Duty Cycle Correction (dB)	Port 1 Corrected PSD (dBm/MHz)	Port 2 PSD (dBm/MHz)	Duty Cycle Correction (dB)	Port 2 Corrected PSD (dBm/MHz)
Bottom	-6.2	2.0	-4.2	-5.2	2.0	-3.2

Channel	Port 3 PSD (dBm/MHz)	Duty Cycle Correction (dB)	Port 3 Corrected PSD (dBm/MHz)
Bottom	-6.8	2.0	-4.8

Channel	Corrected PSD Port 1 (dBm/MHz)	Corrected PSD Port 2 (dBm/MHz)	Corrected PSD Port 3 (dBm/MHz)	Port 1+2+3 Combined PSD (dBm/MHz)
Bottom	-4.2	-3.2	-4.8	0.6

Channel	Combined Conducted PSD (dBm/MHz)	Limit (dBm/MHz)	Margin (dB)	Result
Bottom	0.6	4.2	3.6	Complied

Result: Pass

Transmitter Maximum Power Spectral Density (continued)

Results: 802.11n / HT20 / MCS7 / MIMO / Port 1+2+3 / PWL 14 / 8 dBi Antenna / Port 1

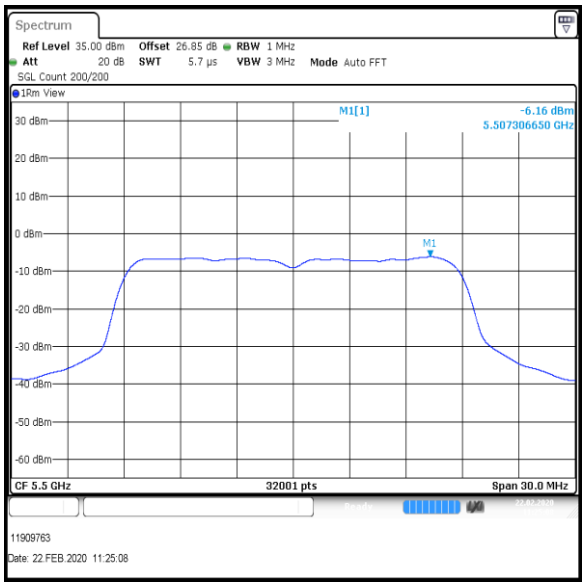

Bottom Channel

Result: Pass

Transmitter Maximum Power Spectral Density (continued)

Results: 802.11n / HT20 / MCS7 / MIMO / Port 1+2+3 / PWL 14 / 8 dBi Antenna / Port 2

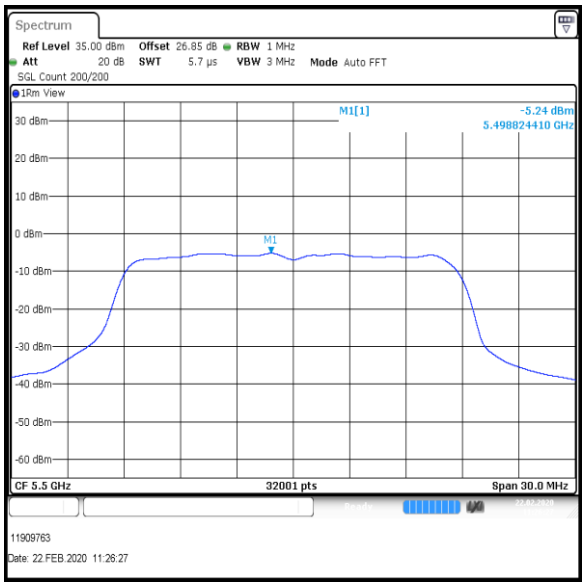

Bottom Channel

Result: Pass

Transmitter Maximum Power Spectral Density (continued)

Results: 802.11n / HT20 / MCS7 / MIMO / Port 1+2+3 / PWL 14 / 8 dBi Antenna / Port 3

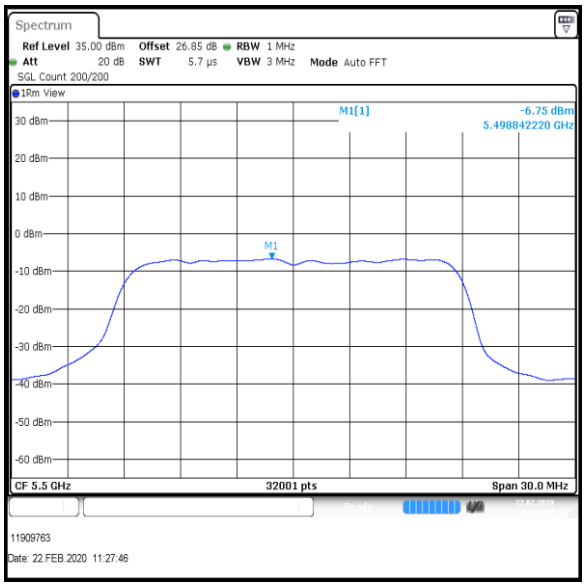

Bottom Channel

Result: Pass

Transmitter Maximum Power Spectral Density (continued)

Results: 802.11n / HT20 / MCS7 / MIMO / Port 1+2+3 / PWL 17 / 8 dBi Antenna

Channel	Port 1 PSD (dBm/MHz)	Duty Cycle Correction (dB)	Port 1 Corrected PSD (dBm/MHz)	Port 2 PSD (dBm/MHz)	Duty Cycle Correction (dB)	Port 2 Corrected PSD (dBm/MHz)
Bottom+1	-3.1	2.0	-1.1	-4.5	2.0	-2.5
Middle	-2.6	2.0	-0.6	-4.3	2.0	-2.3
Top	-3.4	2.0	-1.4	-4.2	2.0	-2.2

Channel	Port 3 PSD (dBm/MHz)	Duty Cycle Correction (dB)	Port 3 Corrected PSD (dBm/MHz)
Bottom+1	-3.9	2.0	-1.9
Middle	-3.7	2.0	-1.7
Top	-4.7	2.0	-2.7

Channel	Corrected PSD Port 1 (dBm/MHz)	Corrected PSD Port 2 (dBm/MHz)	Corrected PSD Port 3 (dBm/MHz)	Port 1+2+3 Combined PSD (dBm/MHz)
Bottom+1	-1.1	-2.5	-1.9	2.7
Middle	-0.6	-2.3	-1.7	3.1
Top	-1.4	-2.2	-2.7	2.6

Channel	Combined Conducted PSD (dBm/MHz)	Limit (dBm/MHz)	Margin (dB)	Result
Bottom+1	2.7	4.2	1.5	Complied
Middle	3.1	4.2	1.1	Complied
Top	2.6	4.2	1.6	Complied

Result: Pass

Transmitter Maximum Power Spectral Density (continued)

Results: 802.11n / HT20 / MCS7 / MIMO / Port 1+2+3 / PWL 17 / 8 dBi Antenna / Port 1

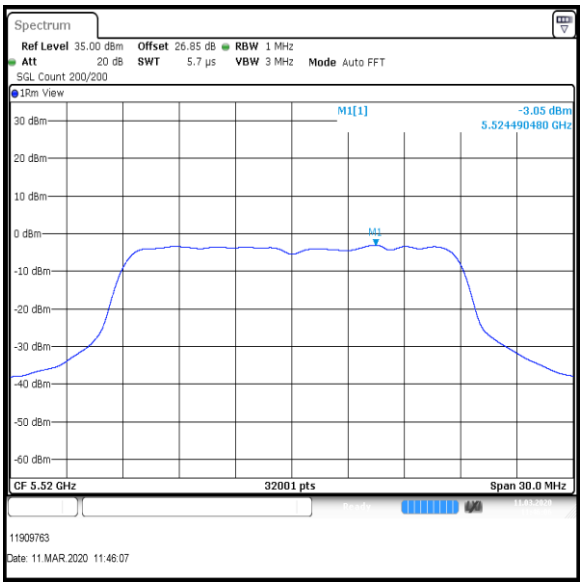

Bottom+1 Channel

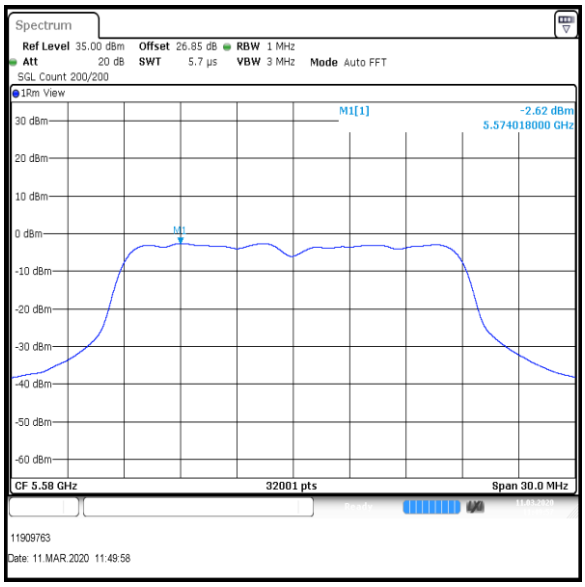

Middle Channel

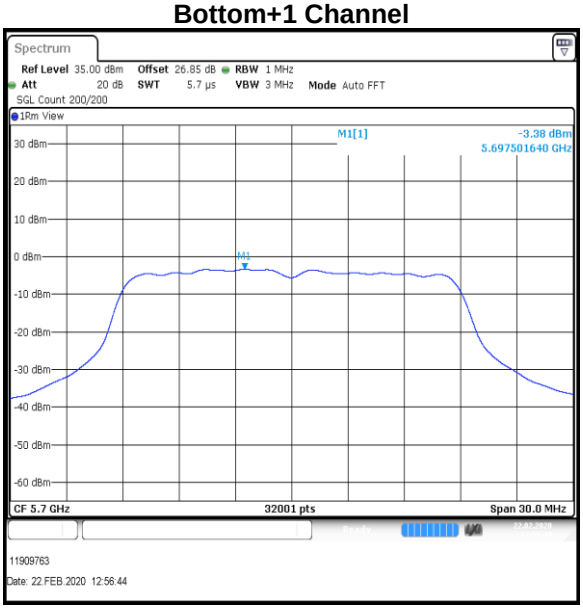

Top Channel

Result: Pass

Transmitter Maximum Power Spectral Density (continued)

Results: 802.11n / HT20 / MCS7 / MIMO / Port 1+2+3 / PWL 17 / 8 dBi Antenna / Port 2

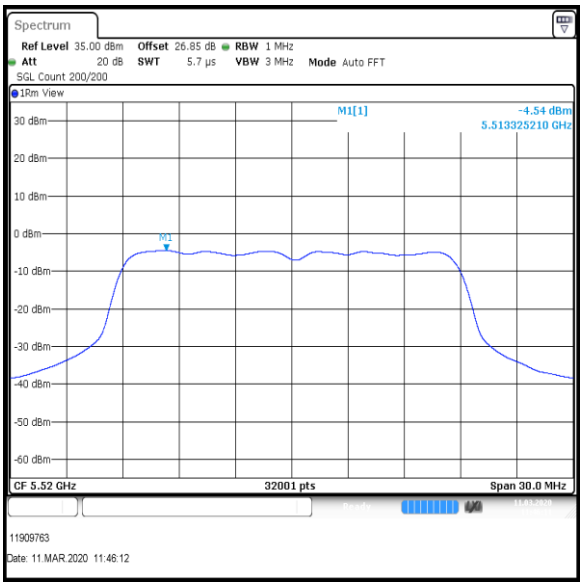

Bottom+1 Channel

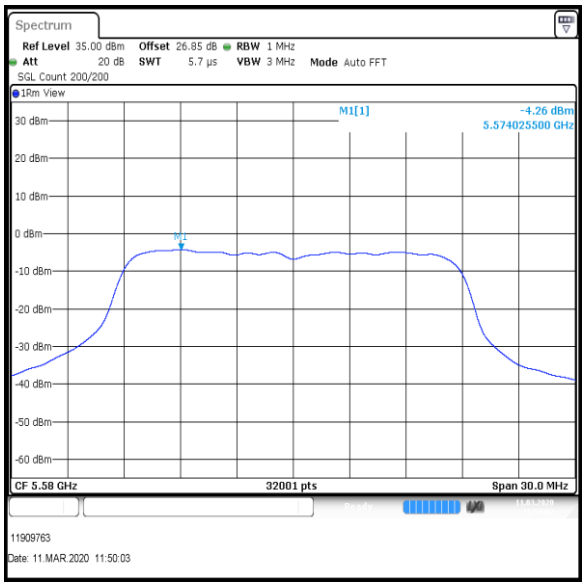

Middle Channel

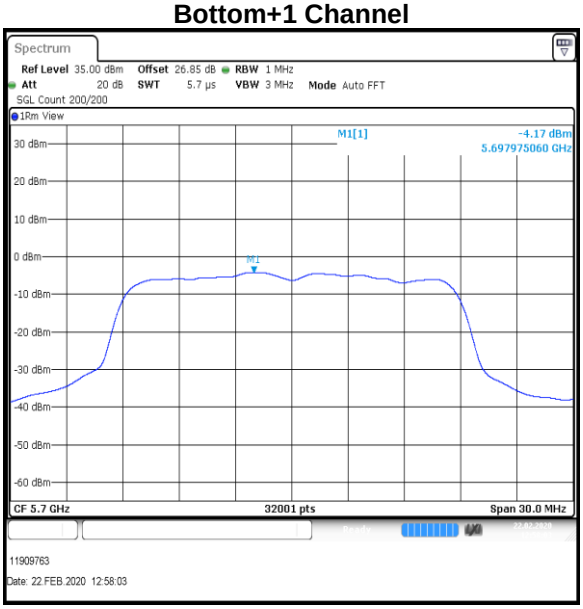

Top Channel

Result: Pass

Transmitter Maximum Power Spectral Density (continued)

Results: 802.11n / HT20 / MCS7 / MIMO / Port 1+2+3 / PWL 17 / 8 dBi Antenna / Port 3

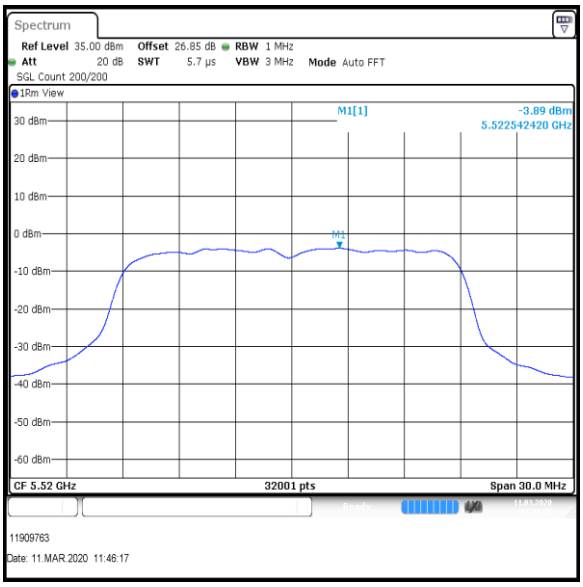

Bottom+1 Channel

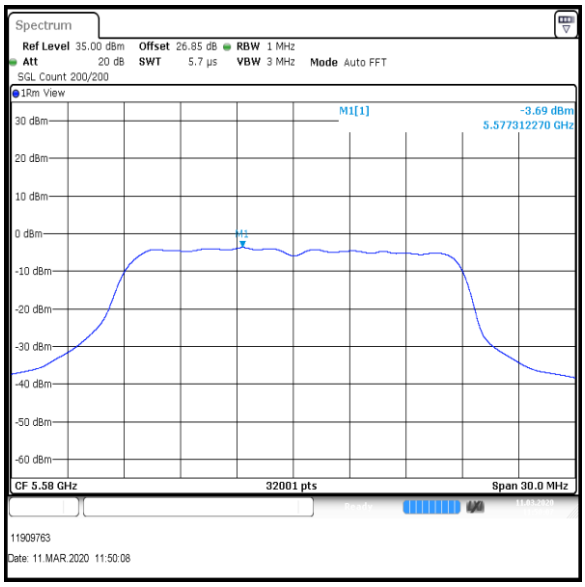

Middle Channel

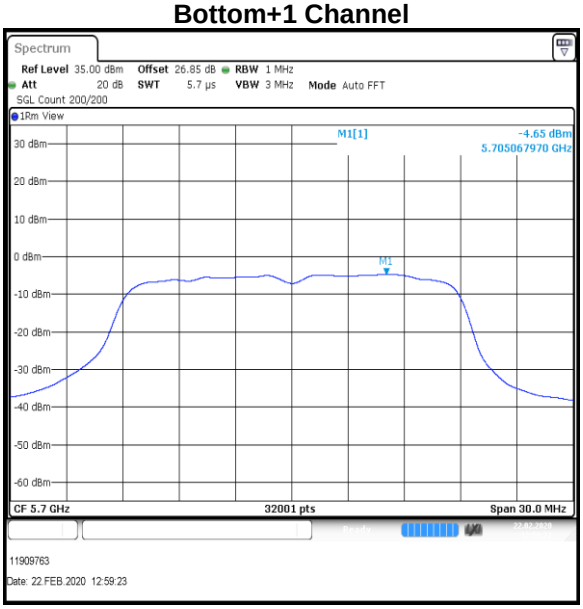

Top Channel

Result: Pass

Transmitter Maximum Power Spectral Density (continued)

Results: 802.11ac / HT20 / MCS3 / MIMO / Port 1+2+3 / PWL 14 / 8 dBi Antenna

Channel	Port 1 PSD (dBm/MHz)	Duty Cycle Correction (dB)	Port 1 Corrected PSD (dBm/MHz)	Port 2 PSD (dBm/MHz)	Duty Cycle Correction (dB)	Port 2 Corrected PSD (dBm/MHz)
Bottom	-6.0	1.2	-4.8	-4.5	1.2	-3.3

Channel	Port 3 PSD (dBm/MHz)	Duty Cycle Correction (dB)	Port 3 Corrected PSD (dBm/MHz)
Bottom	-5.9	1.2	-4.7

Channel	Corrected PSD Port 1 (dBm/MHz)	Corrected PSD Port 2 (dBm/MHz)	Corrected PSD Port 3 (dBm/MHz)	Port 1+2+3 Combined PSD (dBm/MHz)
Bottom	-4.8	-3.3	-4.7	-0.2

Channel	Combined Conducted PSD (dBm/MHz)	Limit (dBm/MHz)	Margin (dB)	Result
Bottom	-0.2	4.2	4.4	Complied

Result: Pass

Transmitter Maximum Power Spectral Density (continued)

Results: 802.11ac / HT20 / MCS3 / MIMO / Port 1+2+3 / PWL 14 / 8 dBi Antenna / Port 1

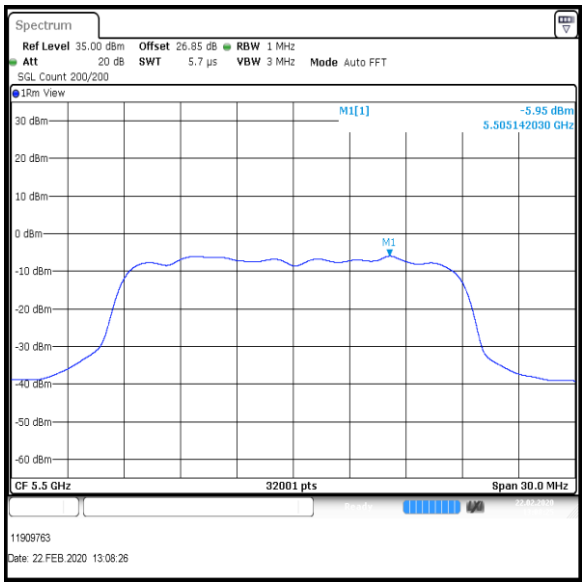

Bottom Channel

Result: Pass

Transmitter Maximum Power Spectral Density (continued)

Results: 802.11ac / HT20 / MCS3 / MIMO / Port 1+2+3 / PWL 14 / 8 dBi Antenna / Port 2

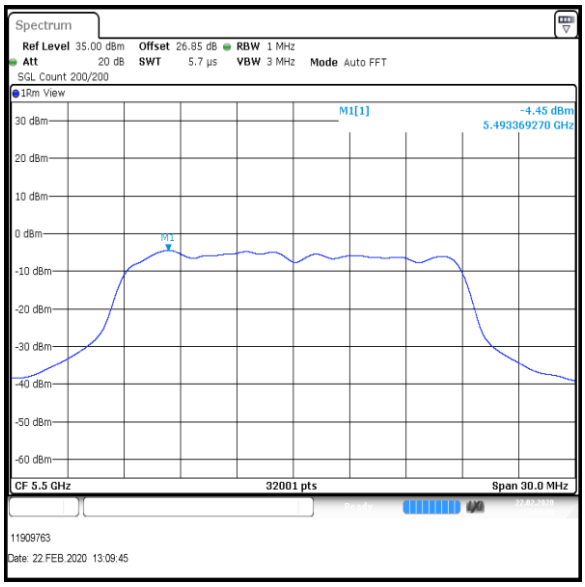

Bottom Channel

Result: Pass

Transmitter Maximum Power Spectral Density (continued)

Results: 802.11ac / HT20 / MCS3 / MIMO / Port 1+2+3 / PWL 14 / 8 dBi Antenna / Port 3

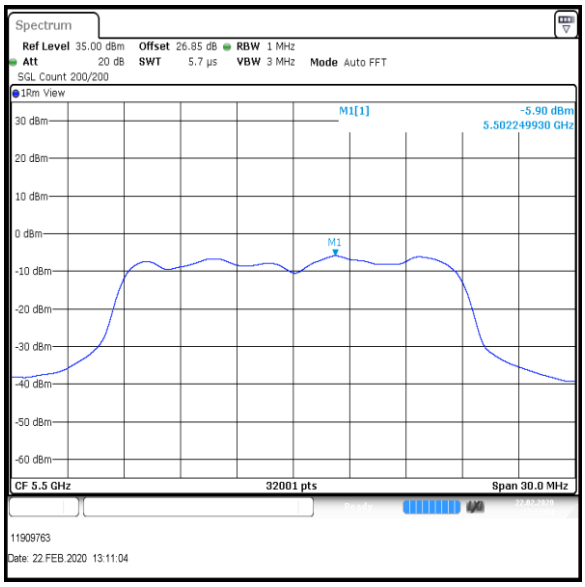

Bottom Channel

Result: Pass

Transmitter Maximum Power Spectral Density (continued)

Results: 802.11ac / HT20 / MCS3 / MIMO / Port 1+2+3 / PWL 17 / 8 dBi Antenna

Channel	Port 1 PSD (dBm/MHz)	Duty Cycle Correction (dB)	Port 1 Corrected PSD (dBm/MHz)	Port 2 PSD (dBm/MHz)	Duty Cycle Correction (dB)	Port 2 Corrected PSD (dBm/MHz)
Bottom+1	-2.2	1.2	-1.0	-2.9	1.2	-1.7
Middle	-2.5	1.2	-1.3	-3.4	1.2	-2.2
Top	-4.6	1.2	-3.4	-5.3	1.2	-4.1

Channel	Port 3 PSD (dBm/MHz)	Duty Cycle Correction (dB)	Port 3 Corrected PSD (dBm/MHz)
Bottom+1	-3.0	1.2	-1.8
Middle	-3.6	1.2	-2.4
Top	-5.7	1.2	-4.5

Channel	Corrected PSD Port 1 (dBm/MHz)	Corrected PSD Port 2 (dBm/MHz)	Corrected PSD Port 3 (dBm/MHz)	Port 1+2+3 Combined PSD (dBm/MHz)
Bottom+1	-1.0	-1.7	-1.8	2.9
Middle	-1.3	-2.2	-2.4	2.2
Top	-3.4	-4.1	-4.5	0.1

Channel	Combined Conducted PSD (dBm/MHz)	Limit (dBm/MHz)	Margin (dB)	Result
Bottom+1	2.9	4.2	1.3	Complied
Middle	2.2	4.2	2.0	Complied
Top	0.1	4.2	4.1	Complied

Result: Pass

Transmitter Maximum Power Spectral Density (continued)

Results: 802.11ac / HT20 / MCS3 / MIMO / Port 1+2+3 / PWL 17 / 8 dBi Antenna / Port 1

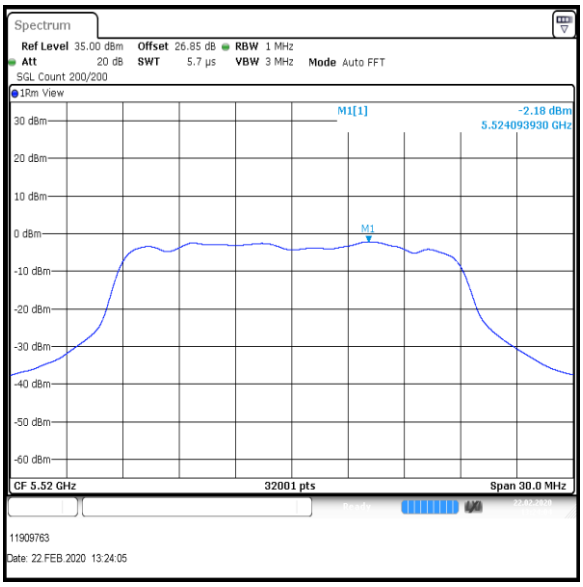

Bottom+1 Channel

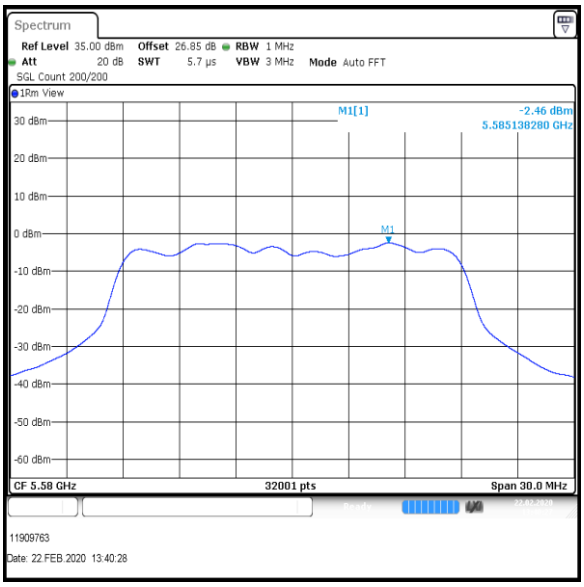

Middle Channel

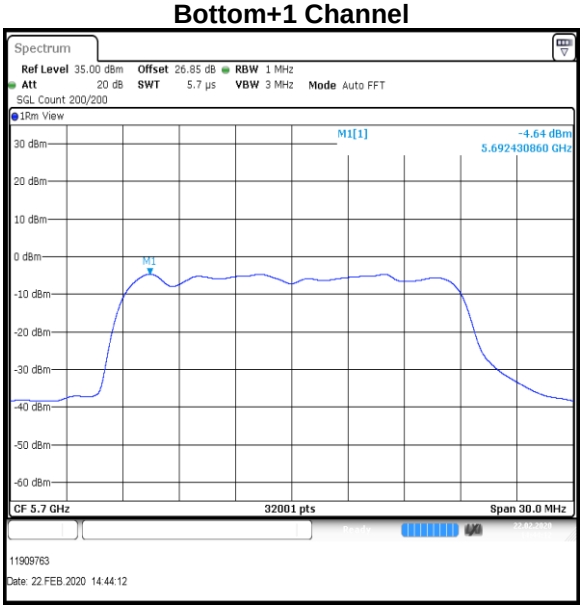

Top Channel

Result: Pass

Transmitter Maximum Power Spectral Density (continued)

Results: 802.11ac / HT20 / MCS3 / MIMO / Port 1+2+3 / PWL 17 / 8 dBi Antenna / Port 2

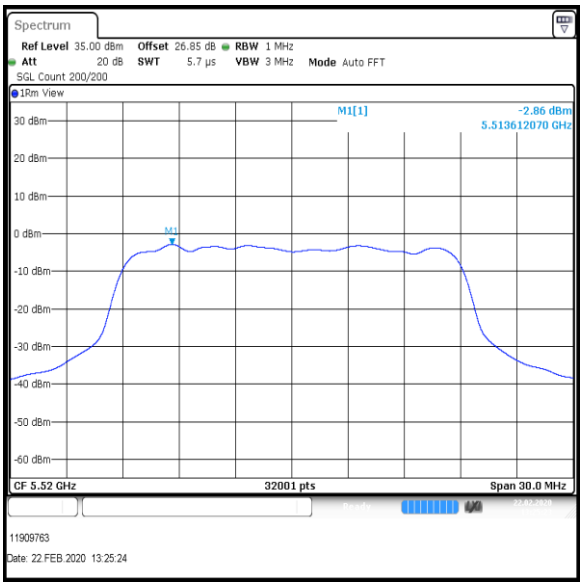

Bottom+1 Channel

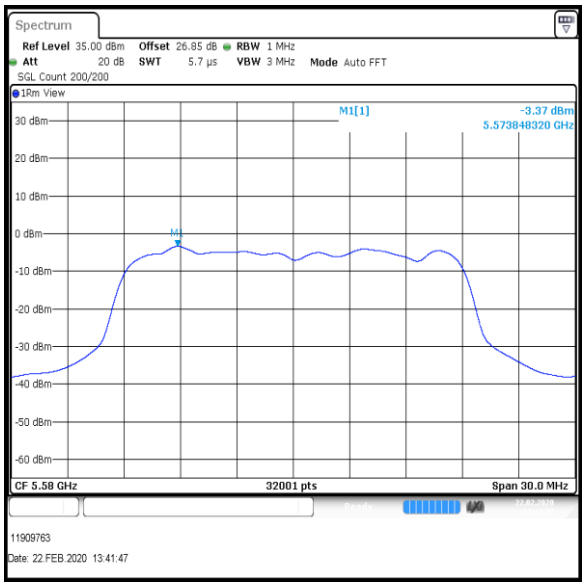

Middle Channel

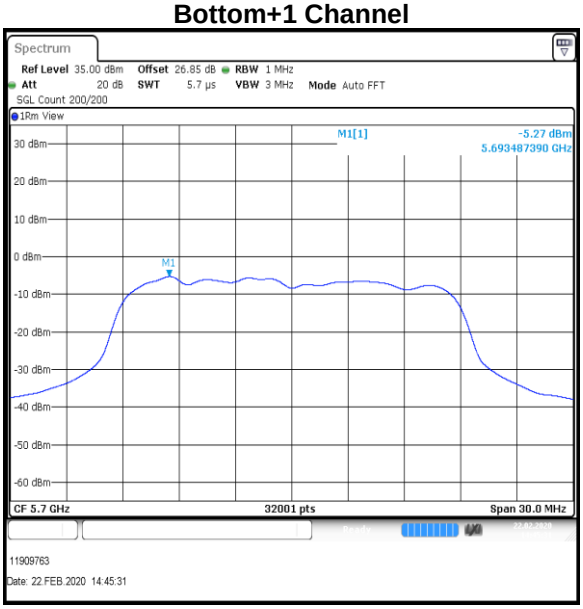

Top Channel

Result: Pass

Transmitter Maximum Power Spectral Density (continued)

Results: 802.11ac / HT20 / MCS3 / MIMO / Port 1+2+3 / PWL 17 / 8 dBi Antenna / Port 3

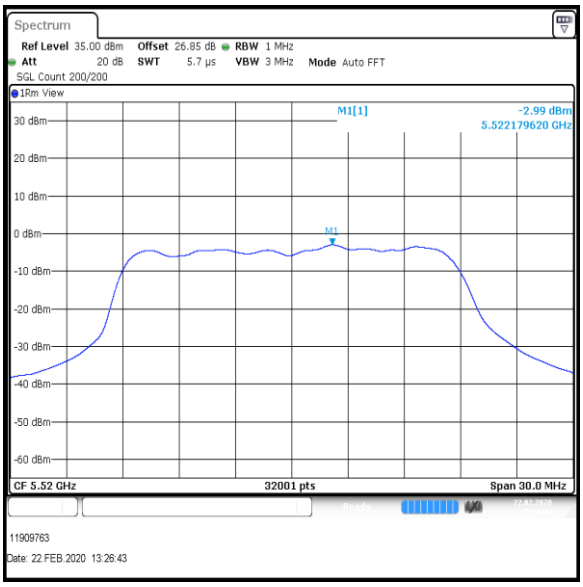

Bottom+1 Channel

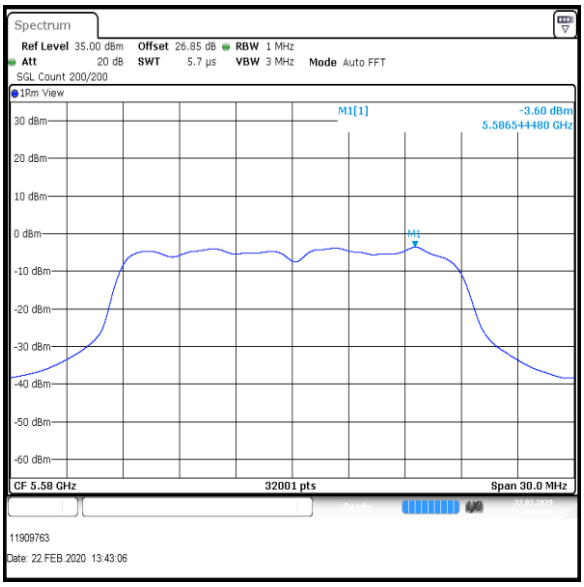

Middle Channel

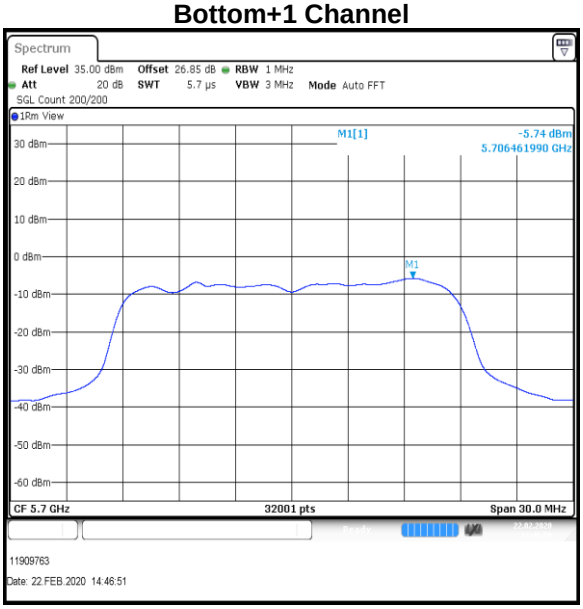

Top Channel

Result: Pass

Transmitter Maximum Power Spectral Density (continued)

Results: 802.11ac / HT20 / MCS7 / MIMO / Port 1+2+3 / PWL 14 / 8 dBi Antenna

Channel	Port 1 PSD (dBm/MHz)	Duty Cycle Correction (dB)	Port 1 Corrected PSD (dBm/MHz)	Port 2 PSD (dBm/MHz)	Duty Cycle Correction (dB)	Port 2 Corrected PSD (dBm/MHz)
Bottom	-6.8	2.5	-4.3	-5.9	2.5	-3.4

Channel	Port 3 PSD (dBm/MHz)	Duty Cycle Correction (dB)	Port 3 Corrected PSD (dBm/MHz)
Bottom	-7.3	2.5	-4.8

Channel	Corrected PSD Port 1 (dBm/MHz)	Corrected PSD Port 2 (dBm/MHz)	Corrected PSD Port 3 (dBm/MHz)	Port 1+2+3 Combined PSD (dBm/MHz)
Bottom	-4.3	-3.4	-4.8	0.1

Channel	Combined Conducted PSD (dBm/MHz)	Limit (dBm/MHz)	Margin (dB)	Result
Bottom	0.1	4.2	4.1	Complied

Result: Pass

Transmitter Maximum Power Spectral Density (continued)

Results: 802.11ac / HT20 / MCS7 / MIMO / Port 1+2+3 / PWL 14 / 8 dBi Antenna / Port 1

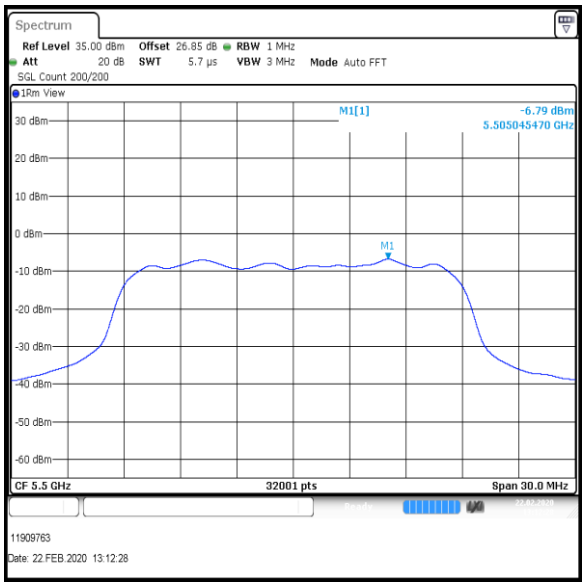

Bottom Channel

Result: Pass

Transmitter Maximum Power Spectral Density (continued)

Results: 802.11ac / HT20 / MCS7 / MIMO / Port 1+2+3 / PWL 14 / 8 dBi Antenna / Port 2

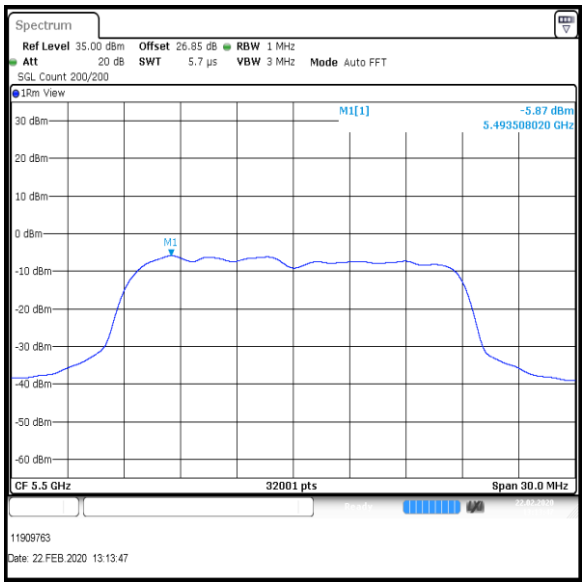

Bottom Channel

Result: Pass

Transmitter Maximum Power Spectral Density (continued)

Results: 802.11ac / HT20 / MCS7 / MIMO / Port 1+2+3 / PWL 14 / 8 dBi Antenna / Port 3

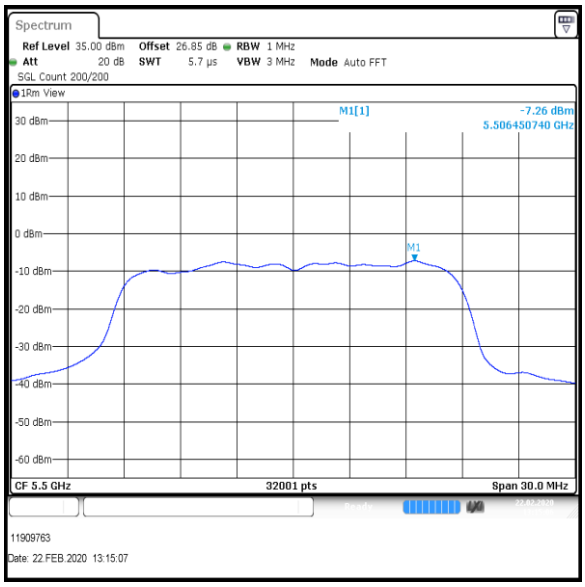

Bottom Channel

Result: Pass

Transmitter Maximum Power Spectral Density (continued)

Results: 802.11ac / HT20 / MCS7 / MIMO / Port 1+2+3 / PWL 17 / 8 dBi Antenna

Channel	Port 1 PSD (dBm/MHz)	Duty Cycle Correction (dB)	Port 1 Corrected PSD (dBm/MHz)	Port 2 PSD (dBm/MHz)	Duty Cycle Correction (dB)	Port 2 Corrected PSD (dBm/MHz)
Bottom+1	-2.8	2.5	-0.3	-4.0	2.5	-1.5
Middle	-4.0	2.5	-1.5	-4.5	2.5	-2.0
Top	-5.3	2.5	-2.8	-7.2	2.5	-4.7

Channel	Port 3 PSD (dBm/MHz)	Duty Cycle Correction (dB)	Port 3 Corrected PSD (dBm/MHz)
Bottom+1	-4.4	2.5	-1.9
Middle	-5.5	2.5	-3.0
Top	-6.9	2.5	-4.4

Channel	Corrected PSD Port 1 (dBm/MHz)	Corrected PSD Port 2 (dBm/MHz)	Corrected PSD Port 3 (dBm/MHz)	Port 1+2+3 Combined PSD (dBm/MHz)
Bottom+1	-0.3	-1.5	-1.9	2.8
Middle	-1.5	-2.0	-3.0	2.1
Top	-2.8	-4.7	-4.4	0.1

Channel	Combined Conducted PSD (dBm/MHz)	Limit (dBm/MHz)	Margin (dB)	Result
Bottom+1	2.8	4.2	1.4	Complied
Middle	2.1	4.2	2.1	Complied
Top	0.1	4.2	4.1	Complied

Result: Pass

Transmitter Maximum Power Spectral Density (continued)

Results: 802.11ac / HT20 / MCS7 / MIMO / Port 1+2+3 / PWL 17 / 8 dBi Antenna / Port 1

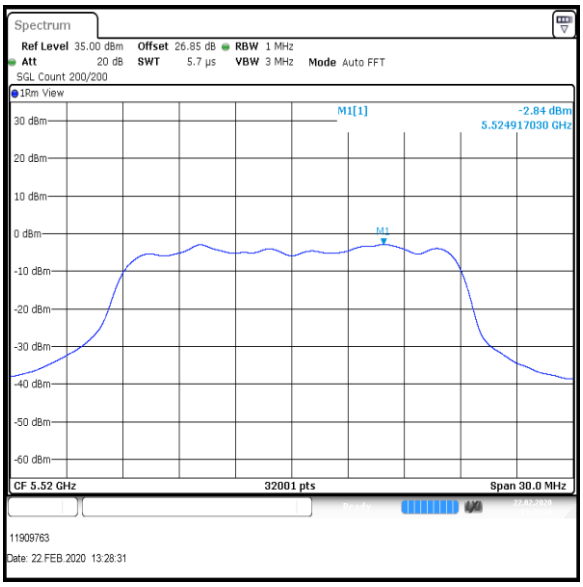

Bottom+1 Channel

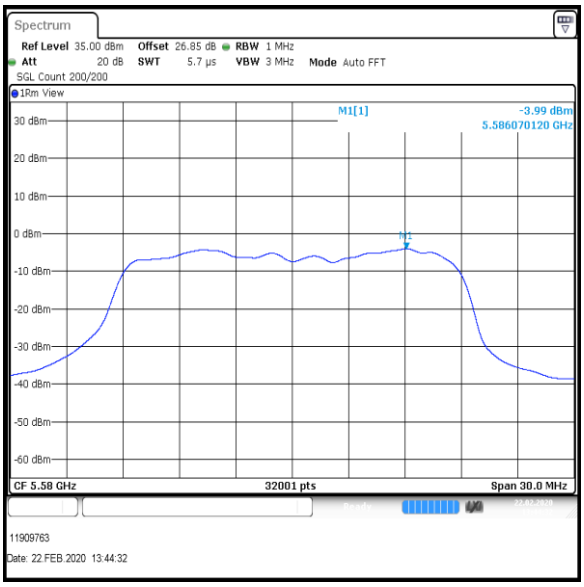

Middle Channel

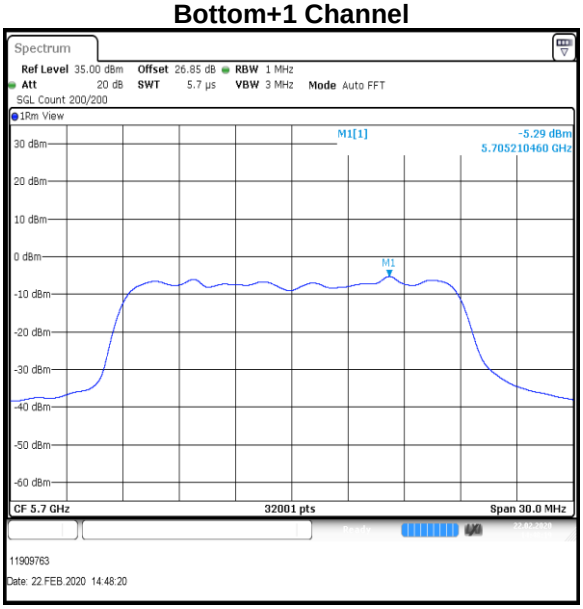

Top Channel

Result: Pass

Transmitter Maximum Power Spectral Density (continued)

Results: 802.11ac / HT20 / MCS7 / MIMO / Port 1+2+3 / PWL 17 / 8 dBi Antenna / Port 2

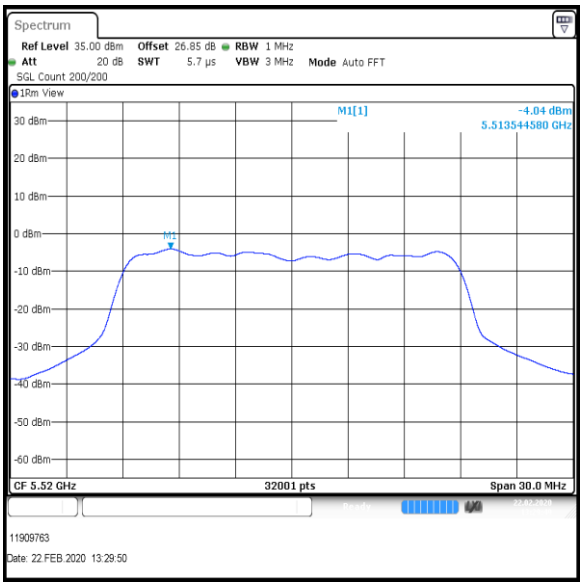

Bottom+1 Channel

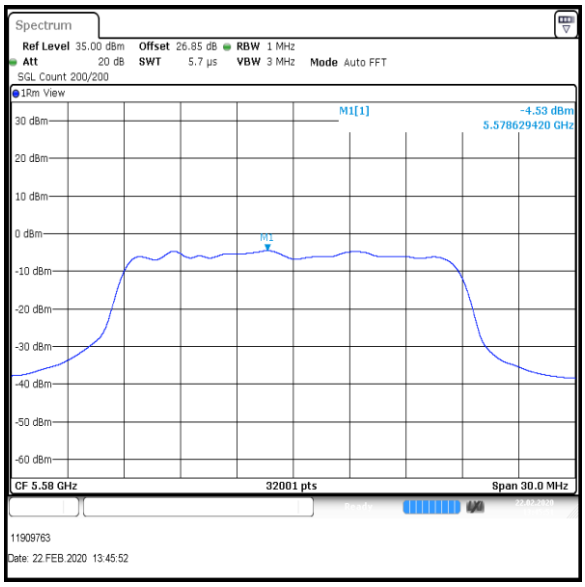

Middle Channel

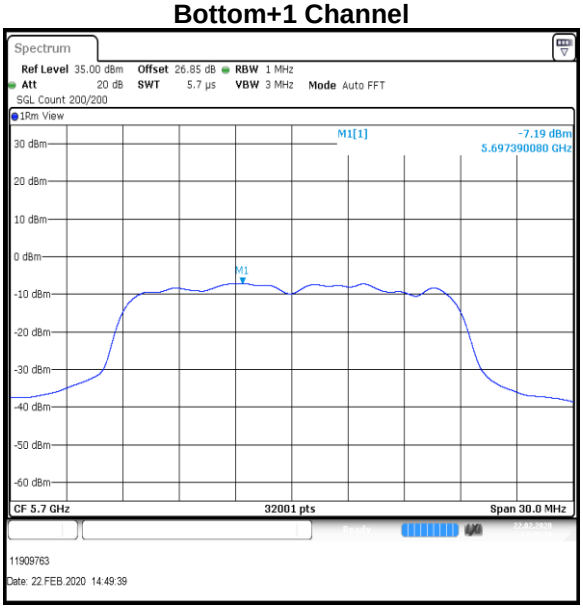

Top Channel

Result: Pass

Transmitter Maximum Power Spectral Density (continued)

Results: 802.11ac / HT20 / MCS7 / MIMO / Port 1+2+3 / PWL 17 / 8 dBi Antenna / Port 3

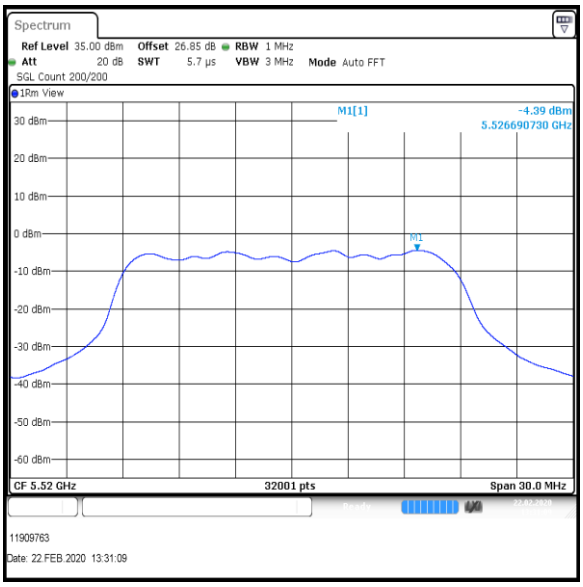

Bottom+1 Channel

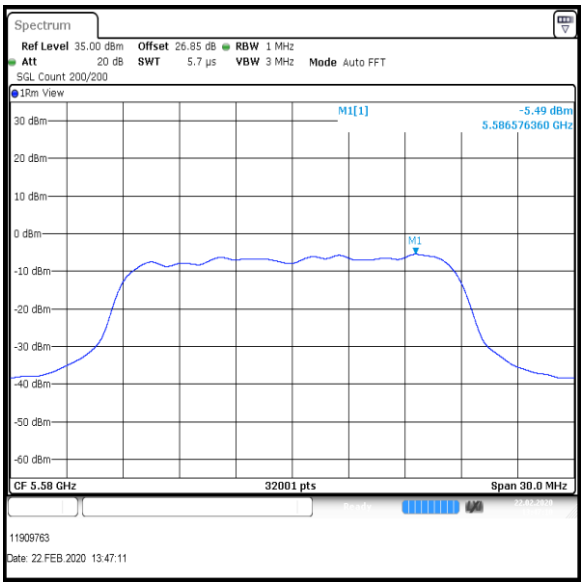

Middle Channel

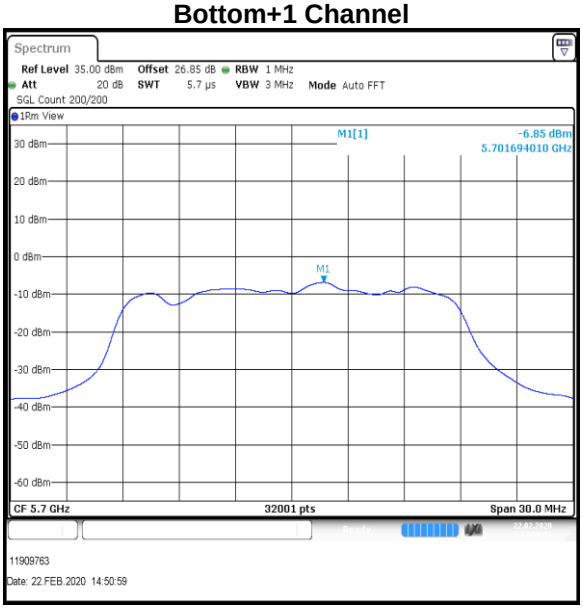

Top Channel

Result: Pass

Transmitter Maximum Power Spectral Density (continued)

Results: 802.11n / HT40 / MCS3 / MIMO / Port 1+2+3 / PWL 14 / 8 dBi Antenna

Channel	Port 1 PSD (dBm/MHz)	Duty Cycle Correction (dB)	Port 1 Corrected PSD (dBm/MHz)	Port 2 PSD (dBm/MHz)	Duty Cycle Correction (dB)	Port 2 Corrected PSD (dBm/MHz)
Bottom	-8.4	1.4	-7.0	-7.7	1.4	-6.3
Middle	-7.8	1.4	-6.4	-9.4	1.4	-8.0
Top	-7.7	1.4	-6.3	-9.3	1.4	-7.9

Channel	Port 3 PSD (dBm/MHz)	Duty Cycle Correction (dB)	Port 3 Corrected PSD (dBm/MHz)
Bottom	-9.0	1.4	-7.6
Middle	-9.4	1.4	-8.0
Top	-9.4	1.4	-8.0

Channel	Corrected PSD Port 1 (dBm/MHz)	Corrected PSD Port 2 (dBm/MHz)	Corrected PSD Port 3 (dBm/MHz)	Port 1+2+3 Combined PSD (dBm/MHz)
Bottom	-7.0	-6.3	-7.6	-2.5
Middle	-6.4	-8.0	-8.0	-2.7
Top	-6.3	-7.9	-8.0	-2.7

Channel	Combined Conducted PSD (dBm/MHz)	Limit (dBm/MHz)	Margin (dB)	Result
Bottom	-2.5	4.2	6.7	Complied
Middle	-2.7	4.2	6.9	Complied
Top	-2.7	4.2	6.9	Complied

Result: Pass

Transmitter Maximum Power Spectral Density (continued)

Results: 802.11n / HT40 / MCS3 / MIMO / Port 1+2+3 / PWL 14 / 8 dBi Antenna / Port 1

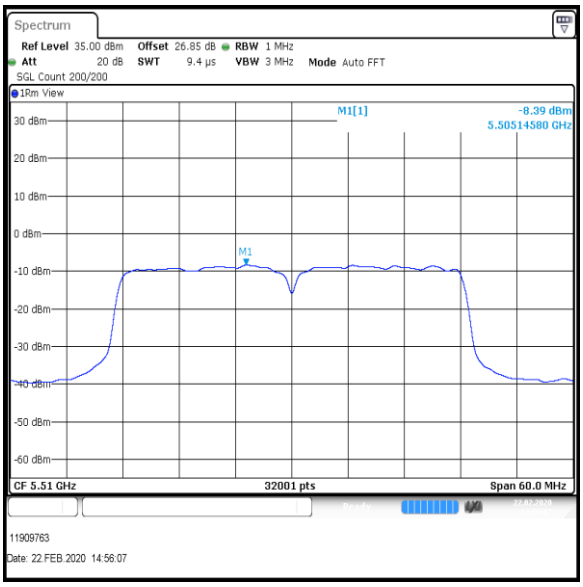

Bottom Channel

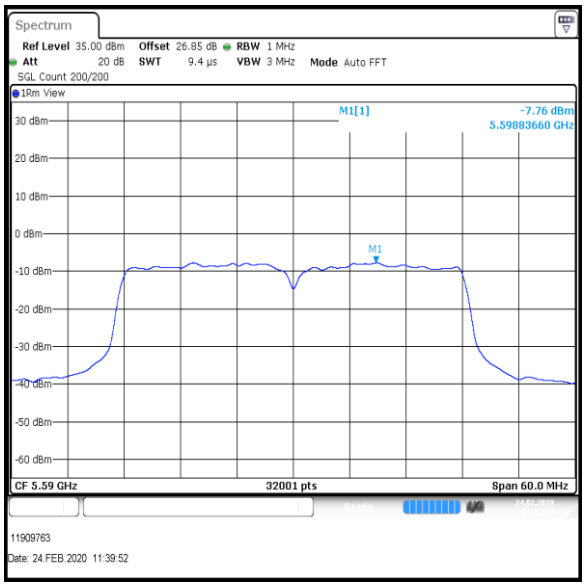

Middle Channel

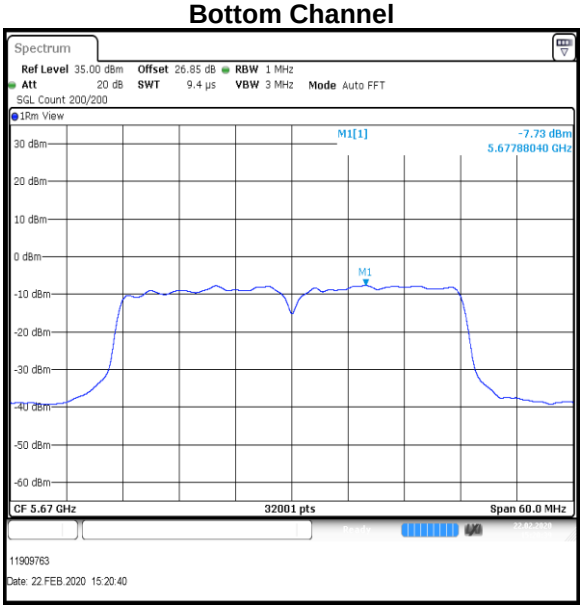

Top Channel

Result: Pass

Transmitter Maximum Power Spectral Density (continued)

Results: 802.11n / HT40 / MCS3 / MIMO / Port 1+2+3 / PWL 14 / 8 dBi Antenna / Port 2

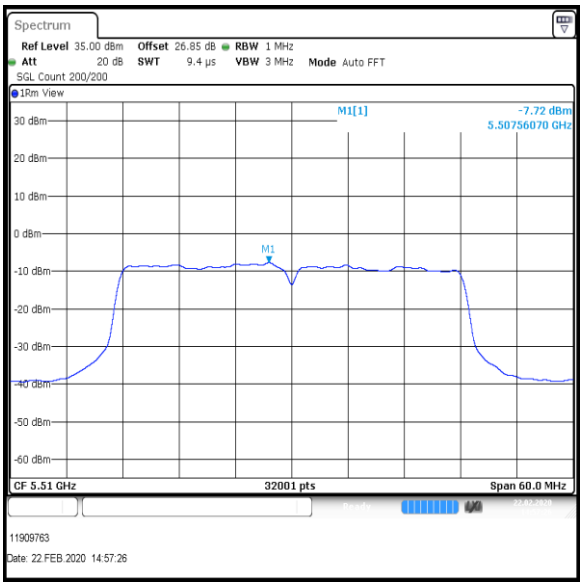

Bottom Channel

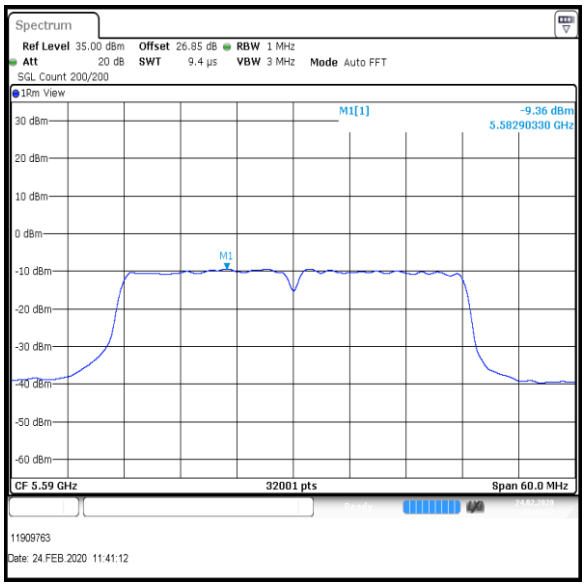

Middle Channel

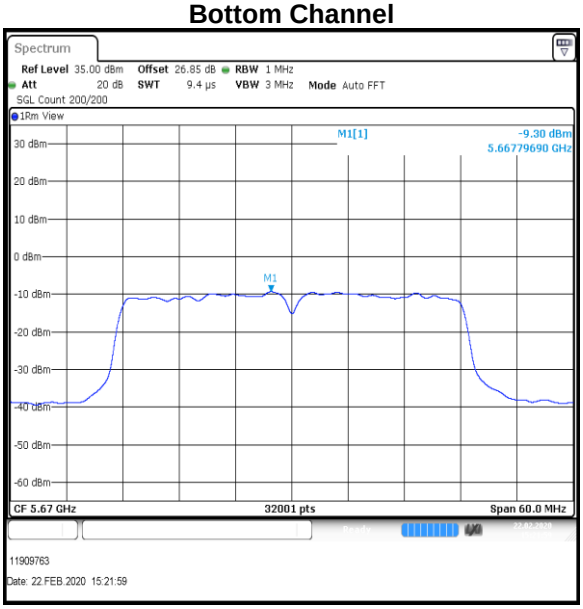

Top Channel

Result: Pass

Transmitter Maximum Power Spectral Density (continued)

Results: 802.11n / HT40 / MCS3 / MIMO / Port 1+2+3 / PWL 14 / 8 dBi Antenna / Port 3

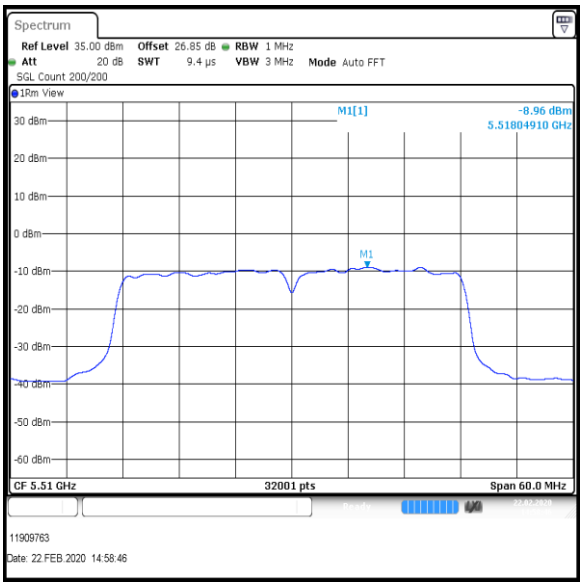

Bottom Channel

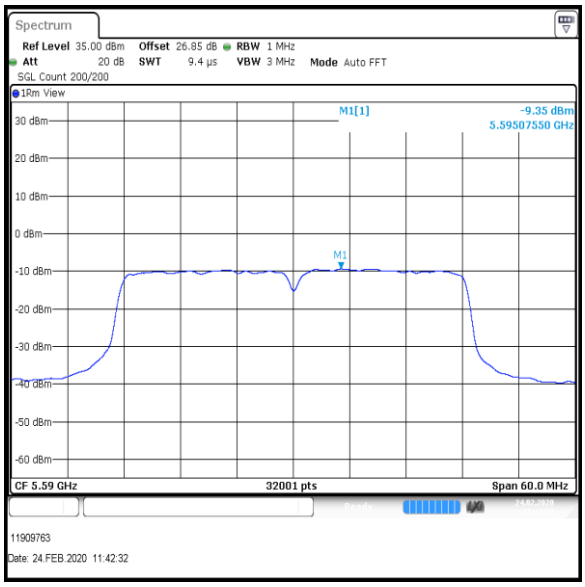

Middle Channel

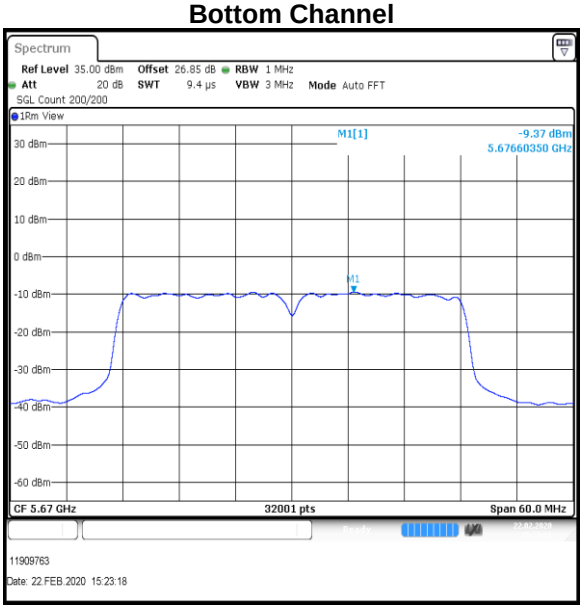

Top Channel

Result: Pass

Transmitter Maximum Power Spectral Density (continued)

Results: 802.11n / HT40 / MCS5 / MIMO / Port 1+2+3 / PWL 14 / 8 dBi Antenna

Channel	Port 1 PSD (dBm/MHz)	Duty Cycle Correction (dB)	Port 1 Corrected PSD (dBm/MHz)	Port 2 PSD (dBm/MHz)	Duty Cycle Correction (dB)	Port 2 Corrected PSD (dBm/MHz)
Bottom	-9.0	2.1	-6.9	-8.4	2.1	-6.3
Middle	-8.3	2.1	-6.2	-10.0	2.1	-7.9
Top	-8.0	2.1	-5.9	-10.6	2.1	-8.5

Channel	Port 3 PSD (dBm/MHz)	Duty Cycle Correction (dB)	Port 3 Corrected PSD (dBm/MHz)
Bottom	-9.6	2.1	-7.5
Middle	-10.0	2.1	-7.9
Top	-10.2	2.1	-8.1

Channel	Corrected PSD Port 1 (dBm/MHz)	Corrected PSD Port 2 (dBm/MHz)	Corrected PSD Port 3 (dBm/MHz)	Port 1+2+3 Combined PSD (dBm/MHz)
Bottom	-6.9	-6.3	-7.5	-2.2
Middle	-6.2	-7.9	-7.9	-2.8
Top	-5.9	-8.5	-8.1	-2.8

Channel	Combined Conducted PSD (dBm/MHz)	Limit (dBm/MHz)	Margin (dB)	Result
Bottom	-2.2	4.2	6.4	Complied
Middle	-2.8	4.2	7.0	Complied
Top	-2.8	4.2	7.0	Complied

Result: Pass

Transmitter Maximum Power Spectral Density (continued)

Results: 802.11n / HT40 / MCS5 / MIMO / Port 1+2+3 / PWL 14 / 8 dBi Antenna / Port 1

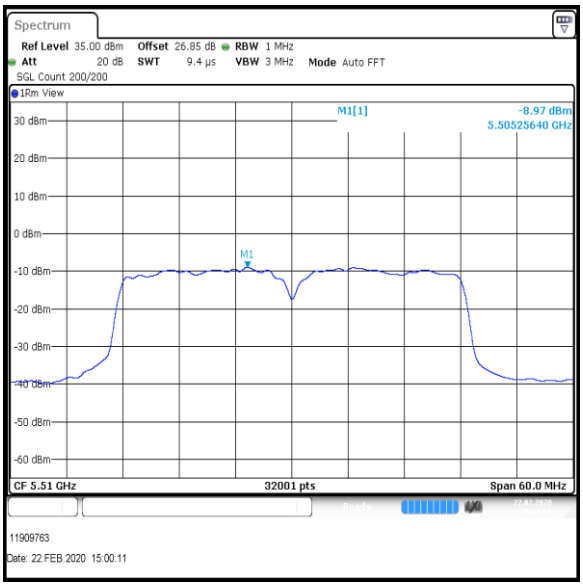

Bottom Channel

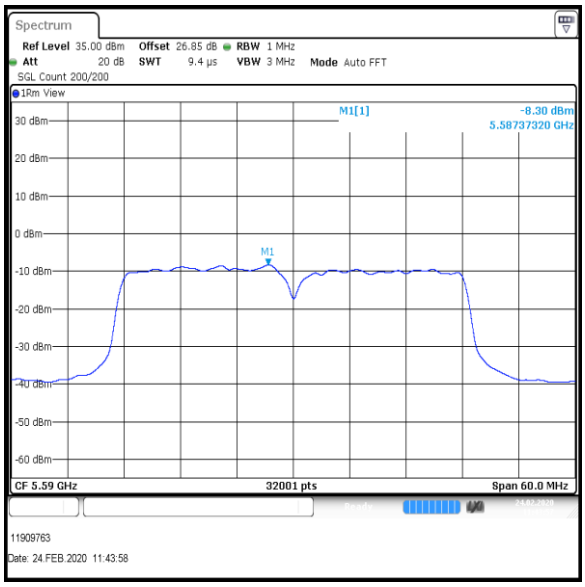

Middle Channel

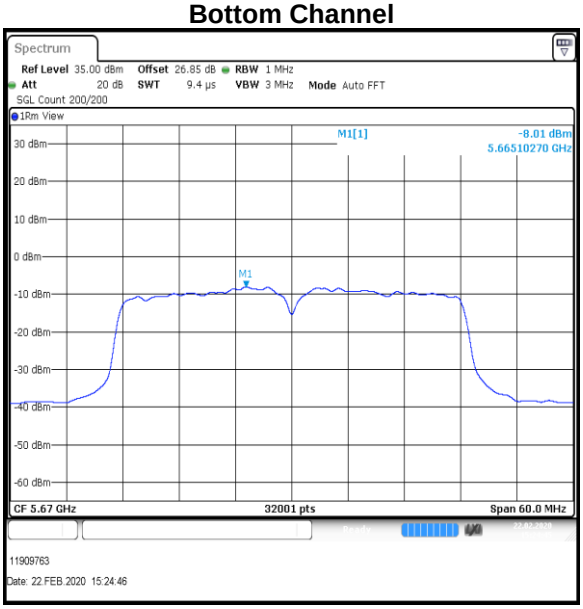

Top Channel

Result: Pass

Transmitter Maximum Power Spectral Density (continued)

Results: 802.11n / HT40 / MCS5 / MIMO / Port 1+2+3 / PWL 14 / 8 dBi Antenna / Port 2

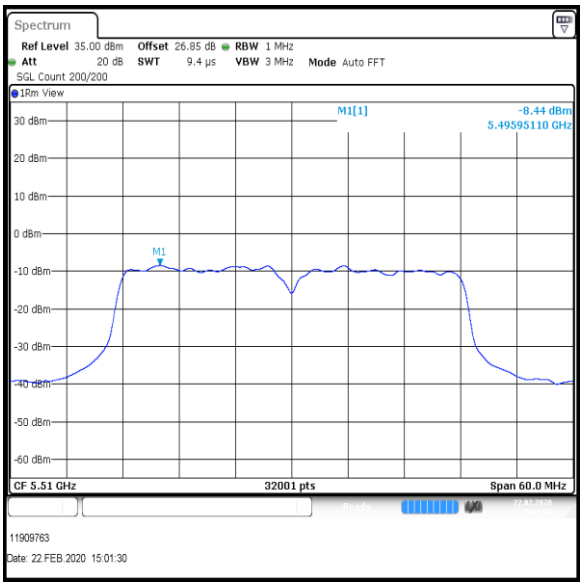

Bottom Channel

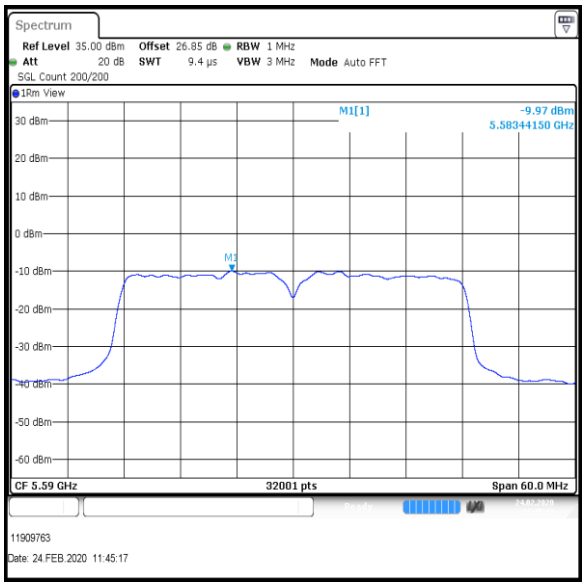

Middle Channel

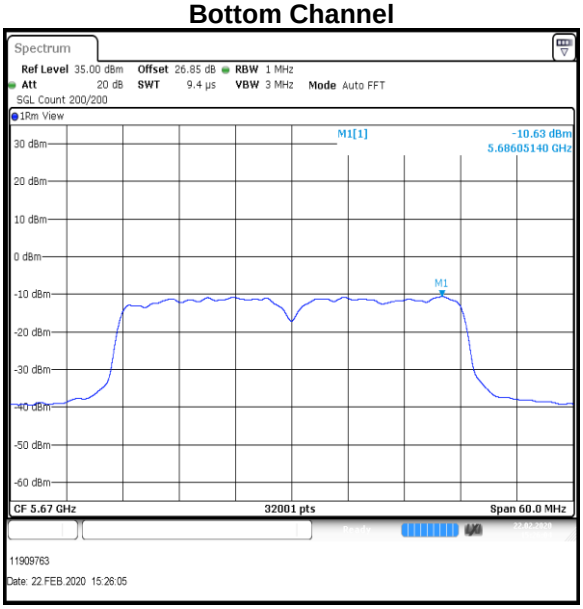

Top Channel

Result: Pass

Transmitter Maximum Power Spectral Density (continued)

Results: 802.11n / HT40 / MCS5 / MIMO / Port 1+2+3 / PWL 14 / 8 dBi Antenna / Port 3

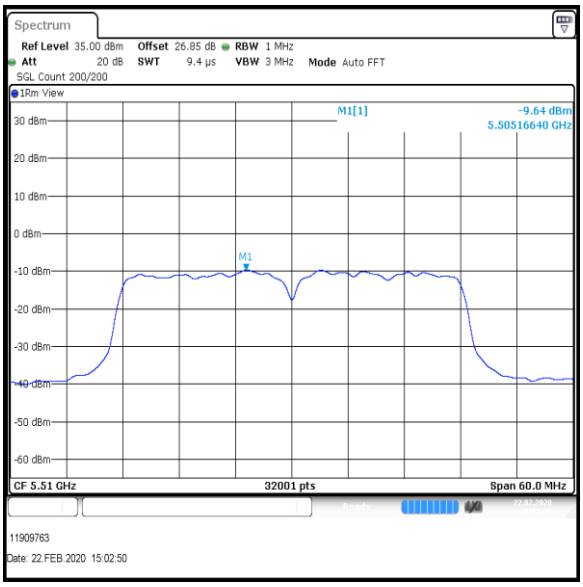

Bottom Channel

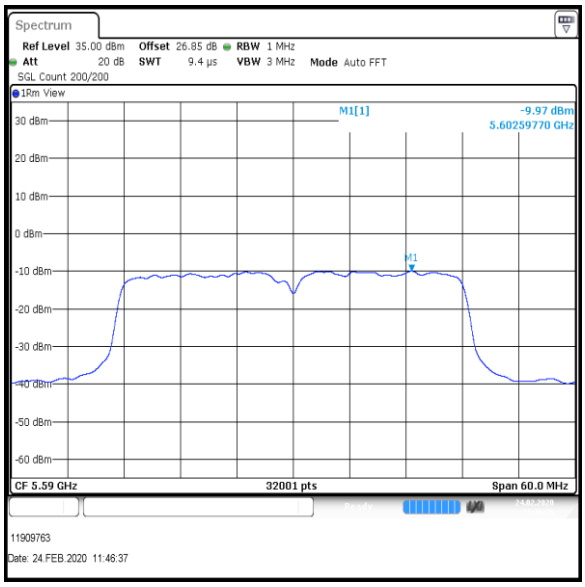

Middle Channel

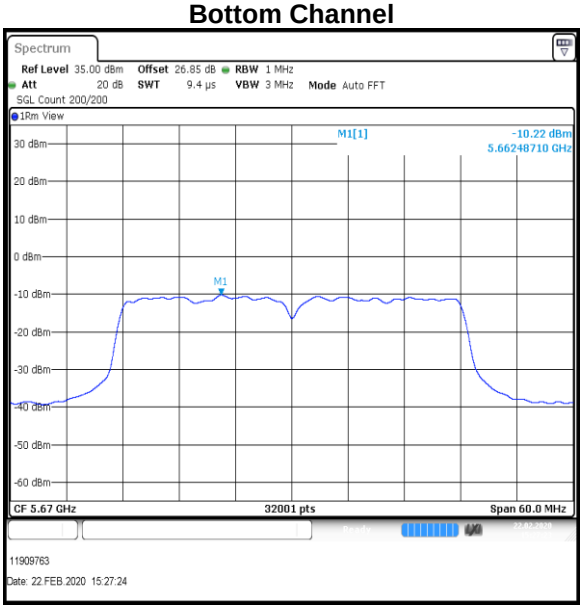

Top Channel

Result: Pass

Transmitter Maximum Power Spectral Density (continued)

Results: 802.11ac / HT40 / MCS3 / MIMO / Port 1+2+3 / PWL 14 / 8 dBi Antenna

Channel	Port 1 PSD (dBm/MHz)	Duty Cycle Correction (dB)	Port 1 Corrected PSD (dBm/MHz)	Port 2 PSD (dBm/MHz)	Duty Cycle Correction (dB)	Port 2 Corrected PSD (dBm/MHz)
Bottom	-8.7	2.3	-6.4	-7.6	2.3	-5.3
Middle	-11.1	2.3	-8.8	-11.5	2.3	-9.2
Top	-8.9	2.3	-6.6	-9.9	2.3	-7.6

Channel	Port 3 PSD (dBm/MHz)	Duty Cycle Correction (dB)	Port 3 Corrected PSD (dBm/MHz)
Bottom	-10.0	2.3	-7.7
Middle	-11.7	2.3	-9.4
Top	-9.4	2.3	-7.1

Channel	Corrected PSD Port 1 (dBm/MHz)	Corrected PSD Port 2 (dBm/MHz)	Corrected PSD Port 3 (dBm/MHz)	Port 1+2+3 Combined PSD (dBm/MHz)
Bottom	-6.4	-5.3	-7.7	-2.3
Middle	-8.8	-9.2	-9.4	-5.4
Top	-6.6	-7.6	-7.1	-3.0

Channel	Combined Conducted PSD (dBm/MHz)	Limit (dBm/MHz)	Margin (dB)	Result
Bottom	-2.3	4.2	6.5	Complied
Middle	-5.4	4.2	9.6	Complied
Top	-3.0	4.2	7.2	Complied

Result: Pass

Transmitter Maximum Power Spectral Density (continued)

Results: 802.11ac / HT40 / MCS3 / MIMO / Port 1+2+3 / PWL 14 / 8 dBi Antenna / Port 1

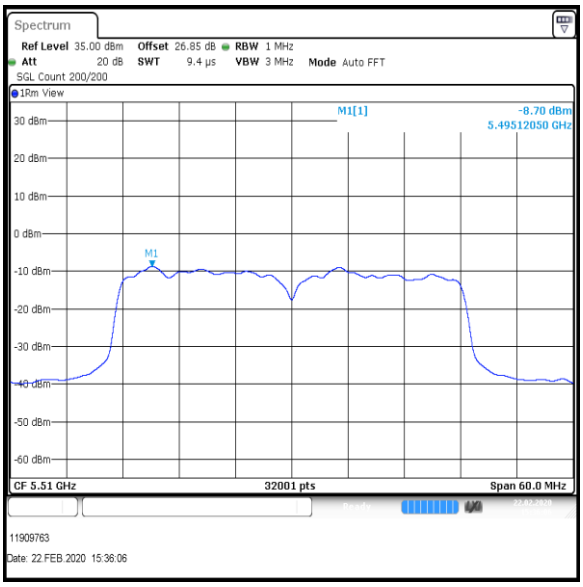

Bottom Channel

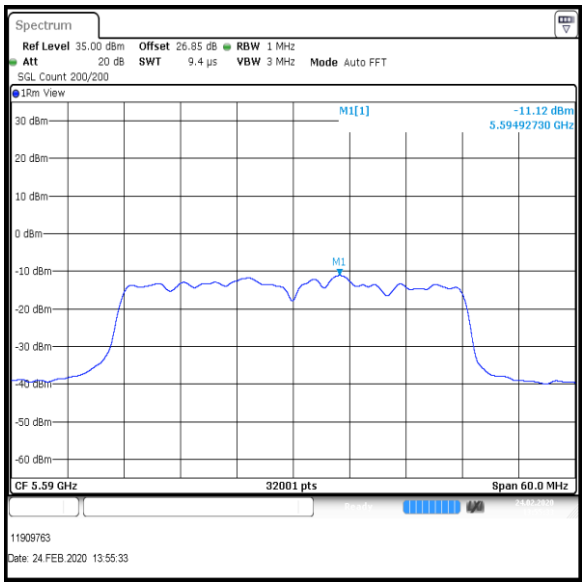

Middle Channel

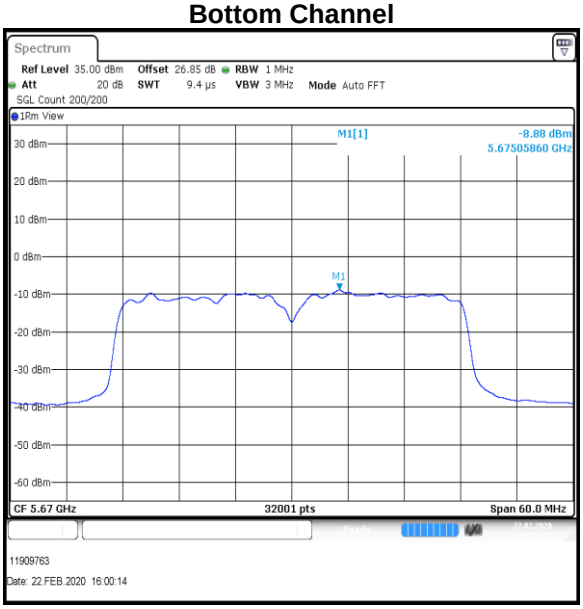

Top Channel

Result: Pass

Transmitter Maximum Power Spectral Density (continued)

Results: 802.11ac / HT40 / MCS3 / MIMO / Port 1+2+3 / PWL 14 / 8 dBi Antenna / Port 2

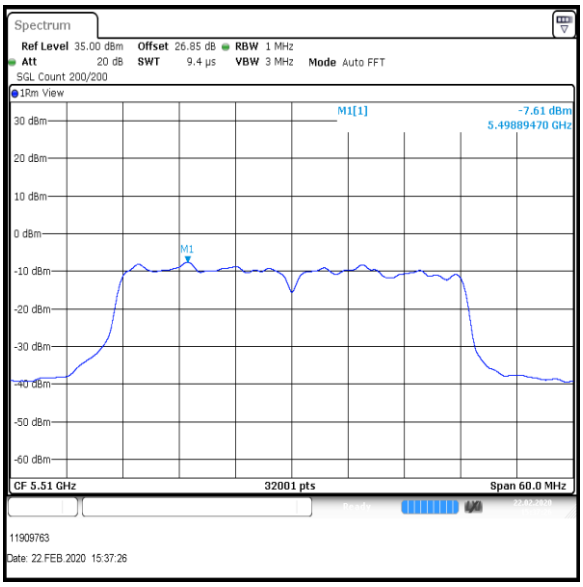

Bottom Channel

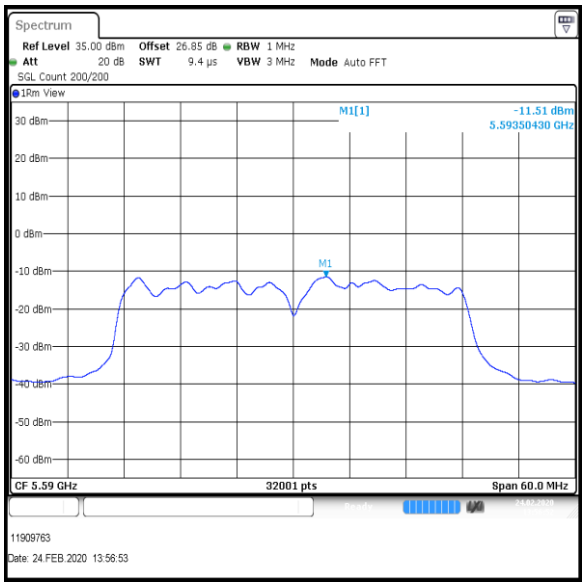

Middle Channel

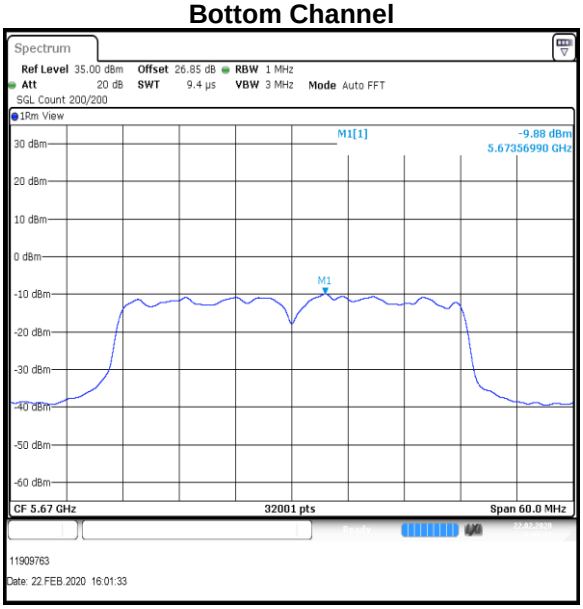

Top Channel

Result: Pass

Transmitter Maximum Power Spectral Density (continued)

Results: 802.11ac / HT40 / MCS3 / MIMO / Port 1+2+3 / PWL 14 / 8 dBi Antenna / Port 3

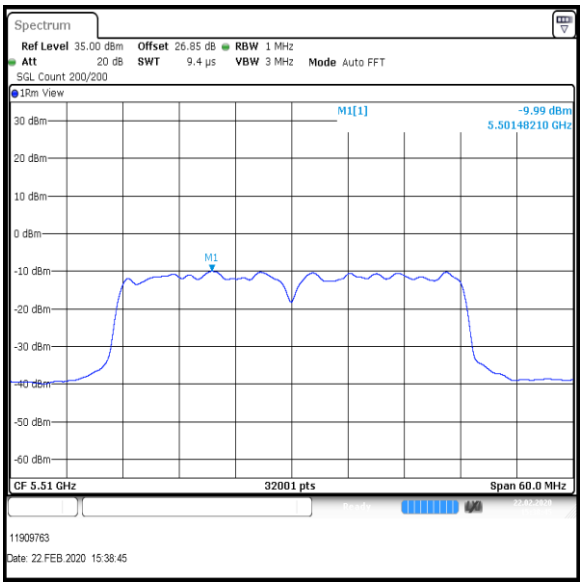

Bottom Channel

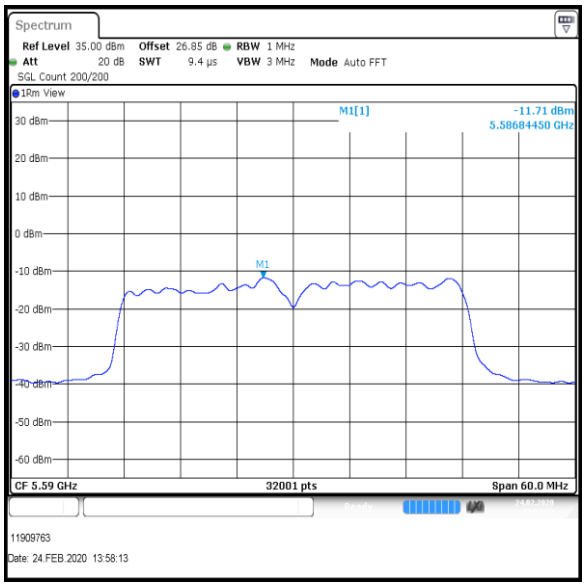

Middle Channel

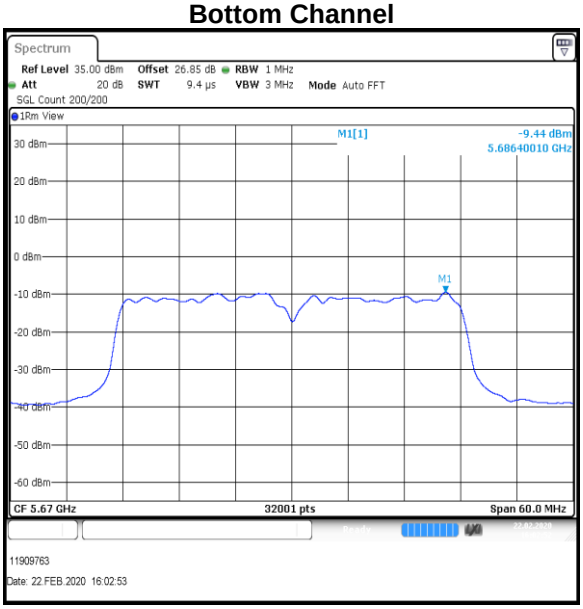

Top Channel

Result: Pass

Transmitter Maximum Power Spectral Density (continued)

Results: 802.11ac / HT40 / MCS5 / MIMO / Port 1+2+3 / PWL 14 / 8 dBi Antenna

Channel	Port 1 PSD (dBm/MHz)	Duty Cycle Correction (dB)	Port 1 Corrected PSD (dBm/MHz)	Port 2 PSD (dBm/MHz)	Duty Cycle Correction (dB)	Port 2 Corrected PSD (dBm/MHz)
Bottom	-9.6	2.3	-7.3	-8.6	2.3	-6.3
Middle	-10.9	2.3	-8.6	-12.4	2.3	-10.1
Top	-8.3	2.3	-6.0	-9.6	2.3	-7.3

Channel	Port 3 PSD (dBm/MHz)	Duty Cycle Correction (dB)	Port 3 Corrected PSD (dBm/MHz)
Bottom	-9.0	2.3	-6.7
Middle	-12.9	2.3	-10.6
Top	-10.6	2.3	-8.3

Channel	Corrected PSD Port 1 (dBm/MHz)	Corrected PSD Port 2 (dBm/MHz)	Corrected PSD Port 3 (dBm/MHz)	Port 1+2+3 Combined PSD (dBm/MHz)
Bottom	-7.3	-6.3	-6.7	-3.2
Middle	-8.6	-10.1	-10.6	-5.6
Top	-6.0	-7.3	-8.3	-3.1

Channel	Combined Conducted PSD (dBm/MHz)	Limit (dBm/MHz)	Margin (dB)	Result
Bottom	-3.2	4.2	7.4	Complied
Middle	-5.6	4.2	9.8	Complied
Top	-3.1	4.2	7.3	Complied

Result: Pass

Transmitter Maximum Power Spectral Density (continued)

Results: 802.11ac / HT40 / MCS5 / MIMO / Port 1+2+3 / PWL 14 / 8 dBi Antenna / Port 1

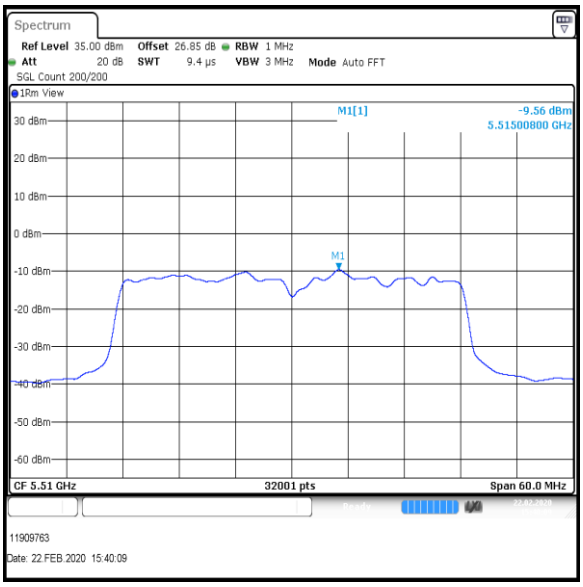

Bottom Channel

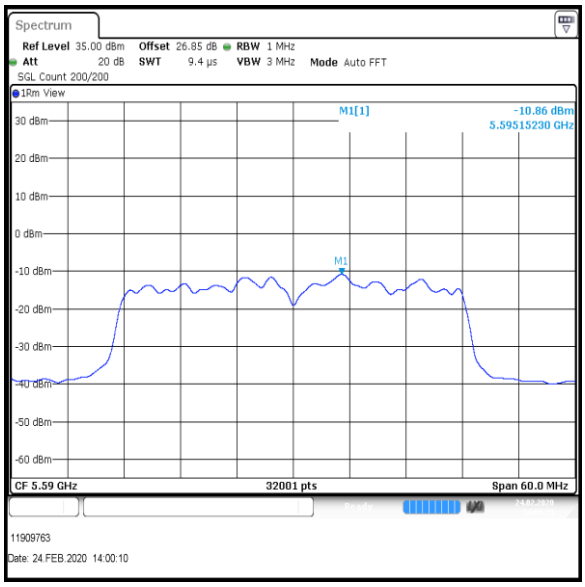

Middle Channel

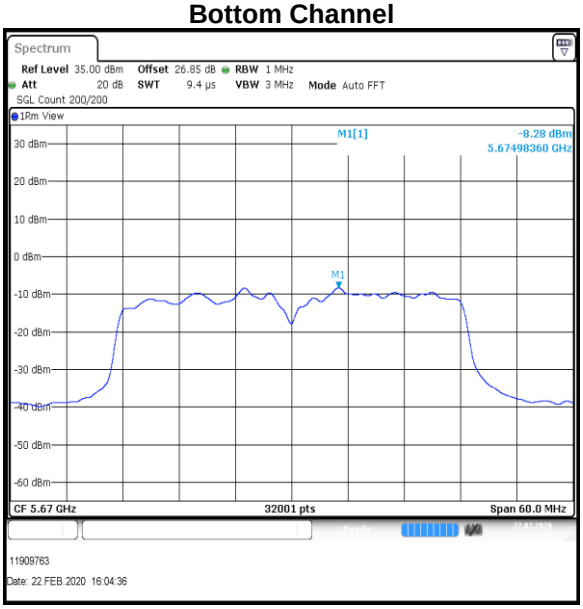

Top Channel

Result: Pass

Transmitter Maximum Power Spectral Density (continued)

Results: 802.11ac / HT40 / MCS5 / MIMO / Port 1+2+3 / PWL 14 / 8 dBi Antenna / Port 2

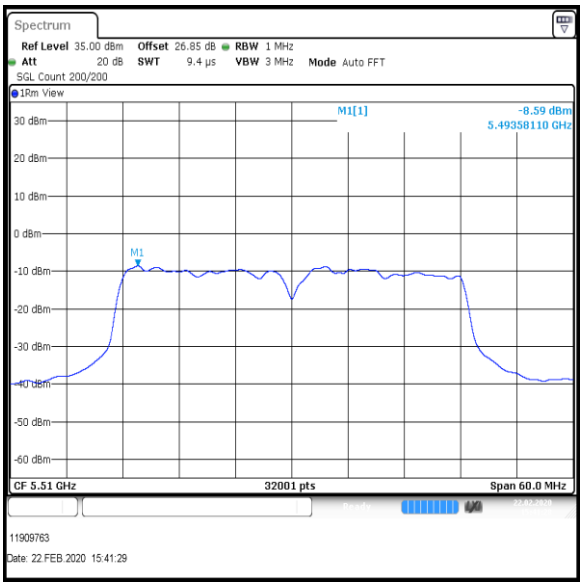

Bottom Channel

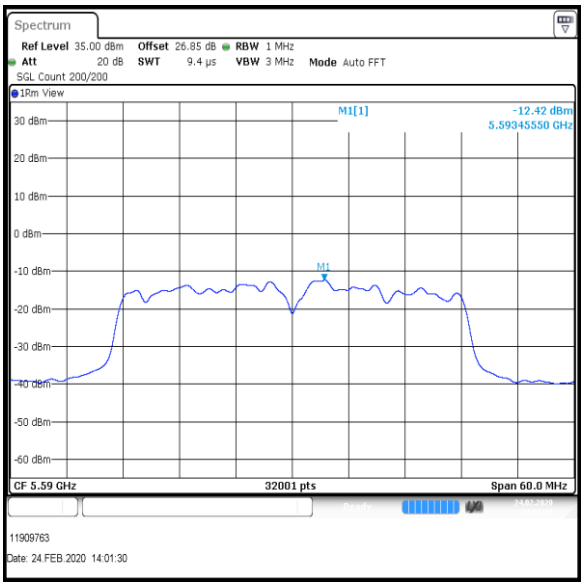

Middle Channel

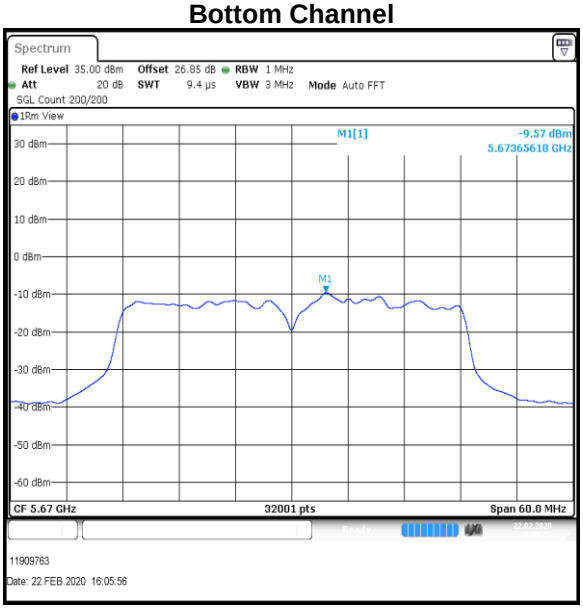

Top Channel

Result: Pass

Transmitter Maximum Power Spectral Density (continued)

Results: 802.11ac / HT40 / MCS5 / MIMO / Port 1+2+3 / PWL 14 / 8 dBi Antenna / Port 3

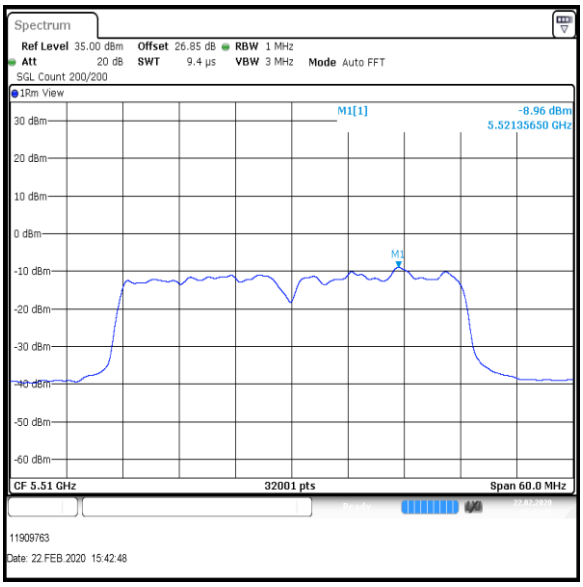

Bottom Channel

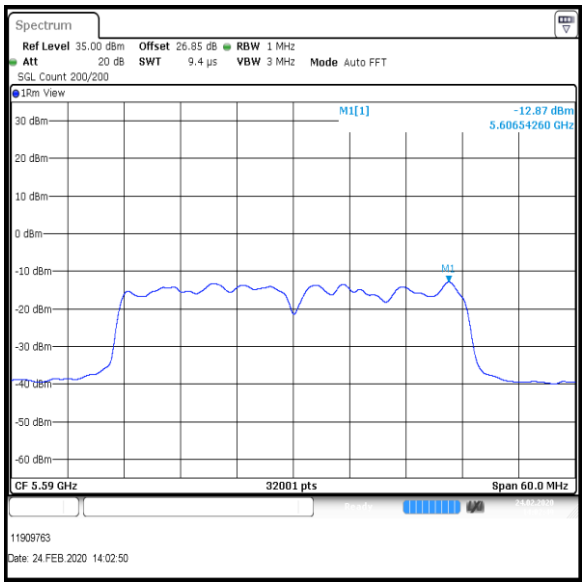

Middle Channel

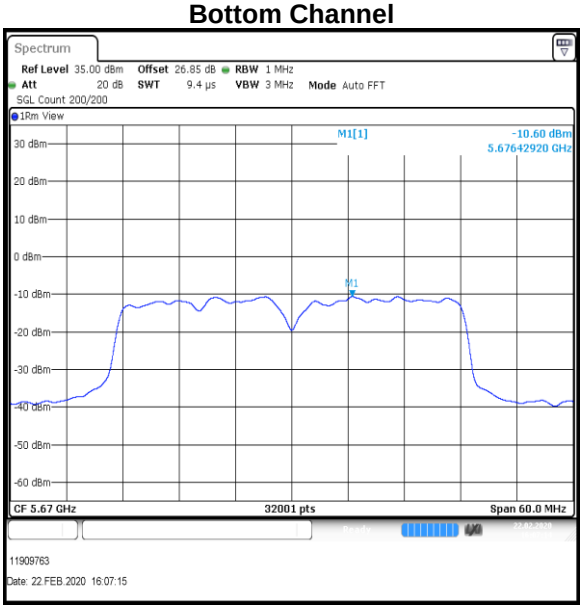

Top Channel

Result: Pass

Transmitter Maximum Power Spectral Density (continued)

Results: 802.11ac / HT80 / MCS1 / MIMO / Port 1+2+3 / PWL 14 / 8 dBi Antenna

Channel	Port 1 PSD (dBm/MHz)	Duty Cycle Correction (dB)	Port 1 Corrected PSD (dBm/MHz)	Port 2 PSD (dBm/MHz)	Duty Cycle Correction (dB)	Port 2 Corrected PSD (dBm/MHz)
Bottom	-11.4	2.8	-8.6	-12.3	2.8	-9.5
Top	-11.0	2.8	-8.2	-12.2	2.8	-9.4

Channel	Port 3 PSD (dBm/MHz)	Duty Cycle Correction (dB)	Port 3 Corrected PSD (dBm/MHz)
Bottom	-12.5	2.8	-9.7
Top	-11.9	2.8	-9.1

Channel	Corrected PSD Port 1 (dBm/MHz)	Corrected PSD Port 2 (dBm/MHz)	Corrected PSD Port 3 (dBm/MHz)	Port 1+2+3 Combined PSD (dBm/MHz)
Bottom	-8.6	-9.5	-9.7	-5.5
Top	-8.2	-9.4	-9.1	-5.2

Channel	Combined Conducted PSD (dBm/MHz)	Limit (dBm/MHz)	Margin (dB)	Result
Bottom	-5.5	4.2	9.7	Complied
Top	-5.2	4.2	9.4	Complied

Result: Pass

Transmitter Maximum Power Spectral Density (continued)

Results: 802.11ac / HT80 / MCS1 / MIMO / Port 1+2+3 / PWL 14 / 8 dBi Antenna / Port 1

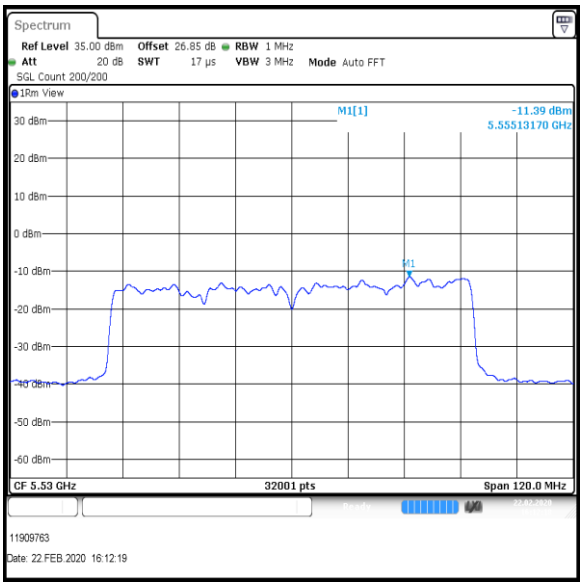

Bottom Channel

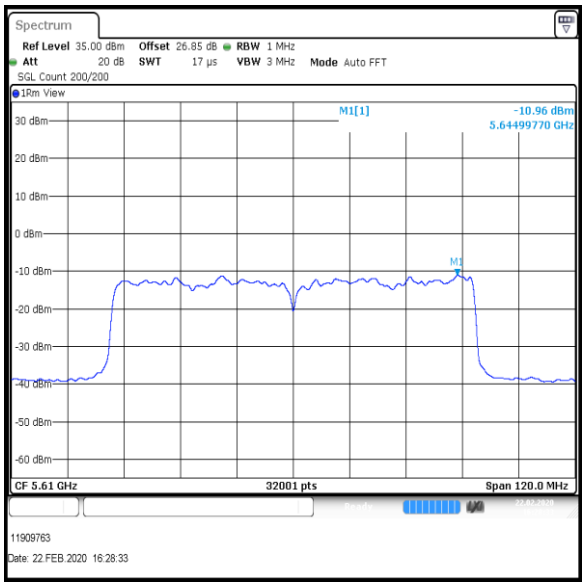

Top Channel

Result: Pass

Transmitter Maximum Power Spectral Density (continued)

Results: 802.11ac / HT80 / MCS1 / MIMO / Port 1+2+3 / PWL 14 / 8 dBi Antenna / Port 2

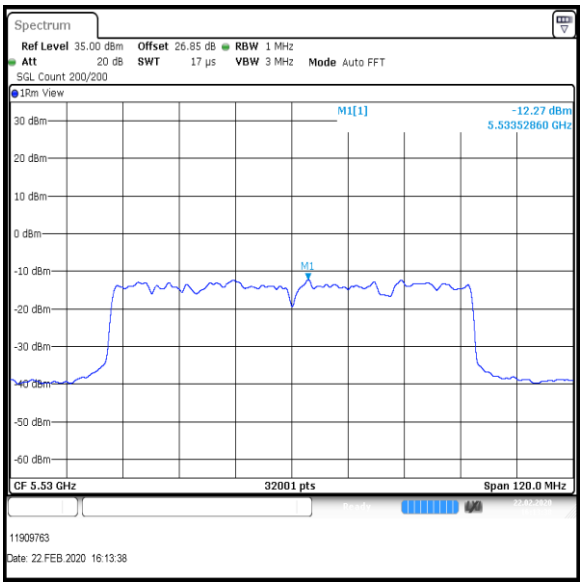

Bottom Channel

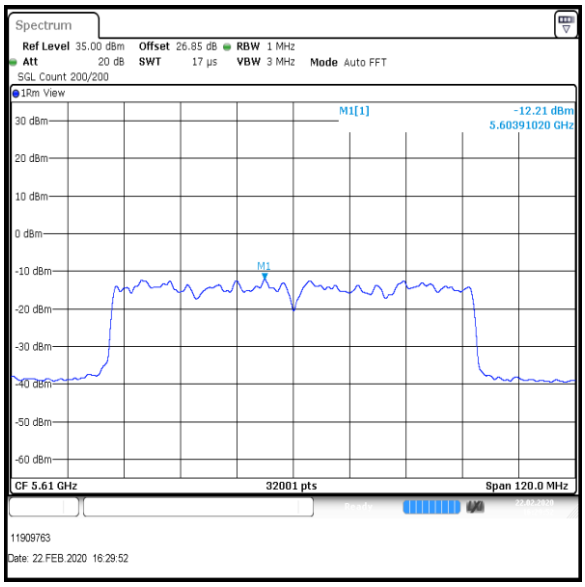

Top Channel

Result: Pass

Transmitter Maximum Power Spectral Density (continued)

Results: 802.11ac / HT80 / MCS1 / MIMO / Port 1+2+3 / PWL 14 / 8 dBi Antenna / Port 3

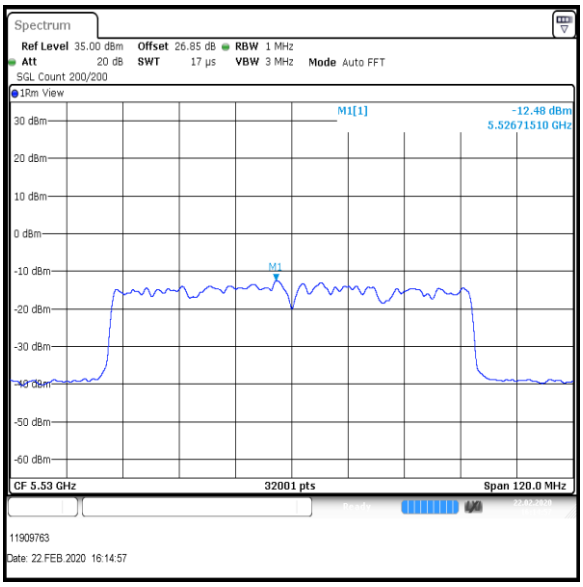

Bottom Channel

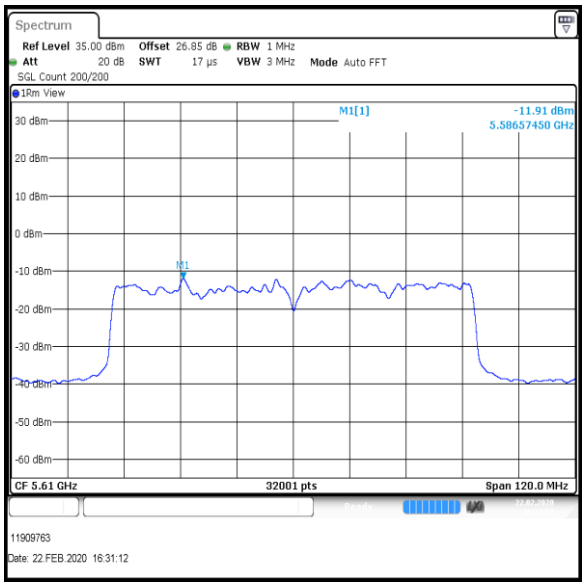

Top Channel

Result: Pass

Transmitter Maximum Power Spectral Density (continued)

Results: 802.11ac / HT80 / MCS2 / MIMO / Port 1+2+3 / PWL 14 / 8 dBi Antenna

Channel	Port 1 PSD (dBm/MHz)	Duty Cycle Correction (dB)	Port 1 Corrected PSD (dBm/MHz)	Port 2 PSD (dBm/MHz)	Duty Cycle Correction (dB)	Port 2 Corrected PSD (dBm/MHz)
Bottom	-12.5	2.1	-10.4	-12.4	2.1	-10.3
Top	-11.3	2.1	-9.2	-13.3	2.1	-11.2

Channel	Port 3 PSD (dBm/MHz)	Duty Cycle Correction (dB)	Port 3 Corrected PSD (dBm/MHz)
Bottom	-13.3	2.1	-11.2
Top	-13.3	2.1	-11.2

Channel	Corrected PSD Port 1 (dBm/MHz)	Corrected PSD Port 2 (dBm/MHz)	Corrected PSD Port 3 (dBm/MHz)	Port 1+2+3 Combined PSD (dBm/MHz)
Bottom	-10.4	-10.3	-11.2	-6.9
Top	-9.2	-11.2	-11.2	-6.4

Channel	Combined Conducted PSD (dBm/MHz)	Limit (dBm/MHz)	Margin (dB)	Result
Bottom	-6.9	4.2	11.1	Complied
Top	-6.4	4.2	10.6	Complied

Result: Pass

Transmitter Maximum Power Spectral Density (continued)

Results: 802.11ac / HT80 / MCS2 / MIMO / Port 1+2+3 / PWL 14 / 8 dBi Antenna / Port 1

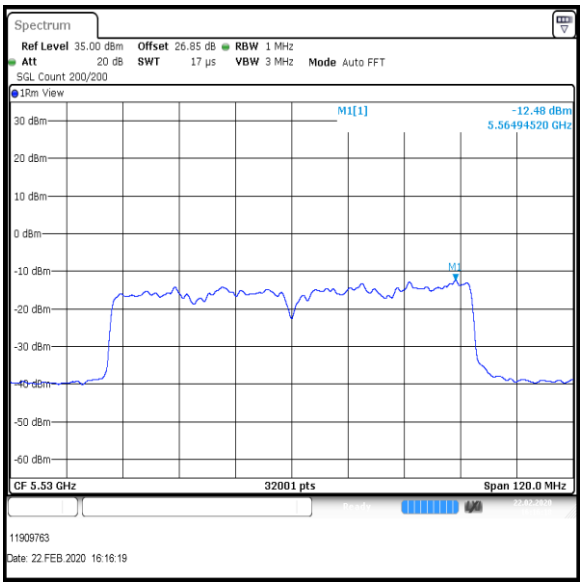

Bottom Channel

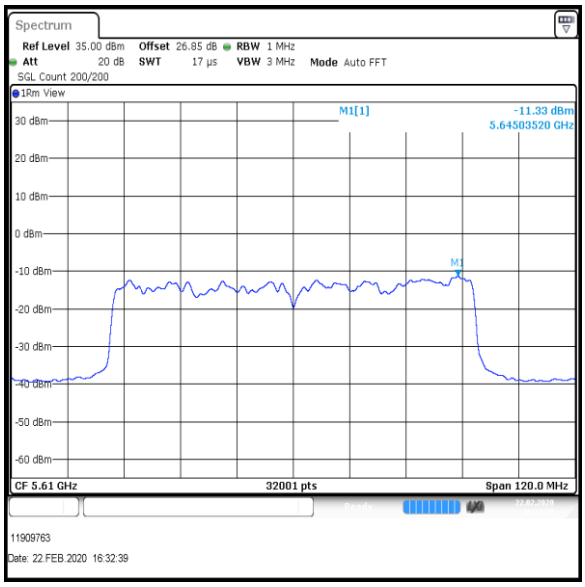

Top Channel

Result: Pass

Transmitter Maximum Power Spectral Density (continued)

Results: 802.11ac / HT80 / MCS2 / MIMO / Port 1+2+3 / PWL 14 / 8 dBi Antenna / Port 2

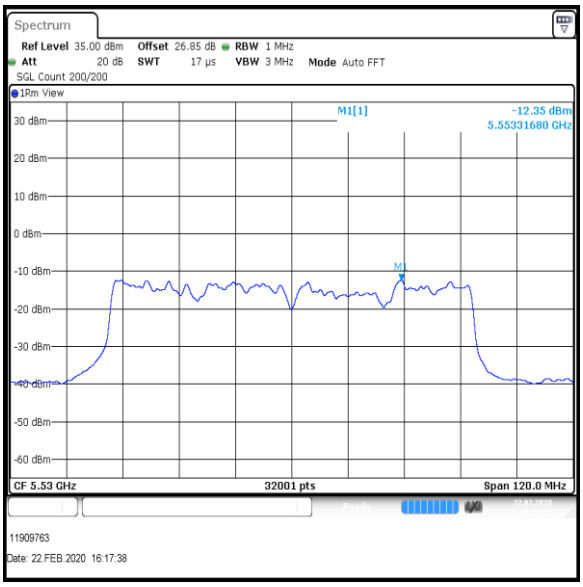

Bottom Channel

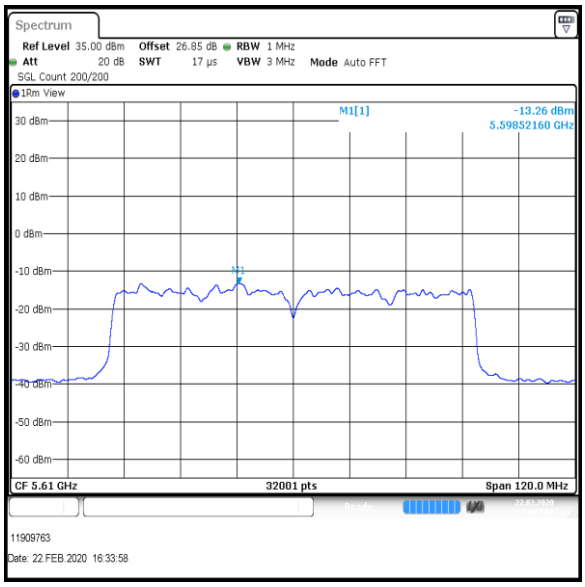

Top Channel

Result: Pass

Transmitter Maximum Power Spectral Density (continued)

Results: 802.11ac / HT80 / MCS2 / MIMO / Port 1+2+3 / PWL 14 / 8 dBi Antenna / Port 3

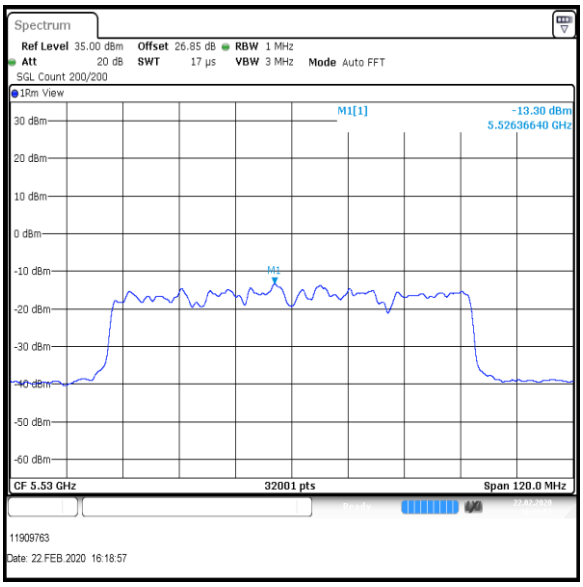

Bottom Channel

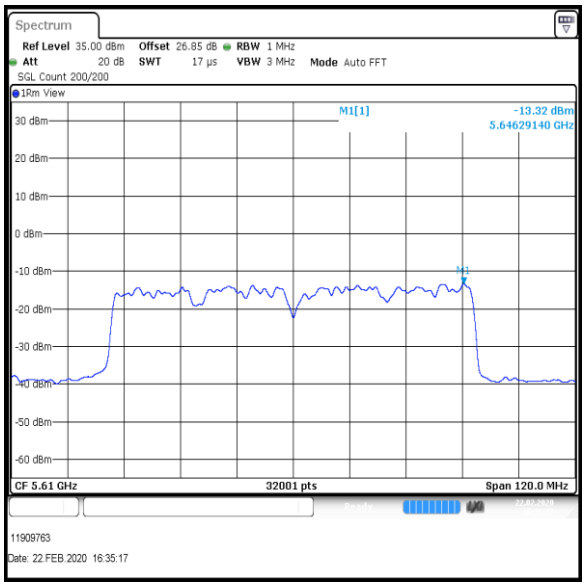

Top Channel

Result: Pass

Transmitter Maximum Power Spectral Density (continued)

Results: 802.11a / 20 MHz / 12Mbit / MIMO / Port 1+2+3+4 / PWL 15 / 8 dBi Antenna

Channel	Port 1 PSD (dBm/MHz)	Duty Cycle Correction (dB)	Port 1 Corrected PSD (dBm/MHz)	Port 2 PSD (dBm/MHz)	Duty Cycle Correction (dB)	Port 2 Corrected PSD (dBm/MHz)
Bottom	-3.4	0.7	-2.7	-3.9	0.7	-3.2

Channel	Port 3 PSD (dBm/MHz)	Duty Cycle Correction (dB)	Port 3 Corrected PSD (dBm/MHz)	Port 4 PSD (dBm/MHz)	Duty Cycle Correction (dB)	Port 4 Corrected PSD (dBm/MHz)
Bottom	-4.8	0.7	-4.1	-5.3	0.7	-4.6

Channel	Corrected PSD Port 1 (dBm/MHz)	Corrected PSD Port 2 (dBm/MHz)	Corrected PSD Port 3 (dBm/MHz)	Corrected PSD Port 4 (dBm/MHz)	Port 1+2+3+4 Combined PSD (dBm/MHz)
Bottom	-2.7	-3.2	-4.1	-4.6	2.3

Channel	Combined Conducted PSD (dBm/MHz)	Limit (dBm/MHz)	Margin (dB)	Result
Bottom	2.3	2.9	0.6	Complied

Result: Pass

Transmitter Maximum Power Spectral Density (continued)

Results: 802.11a / 20 MHz / 12Mbit / MIMO / Port 1+2+3+4 / PWL 15 / 8 dBi Antenna / Port 1

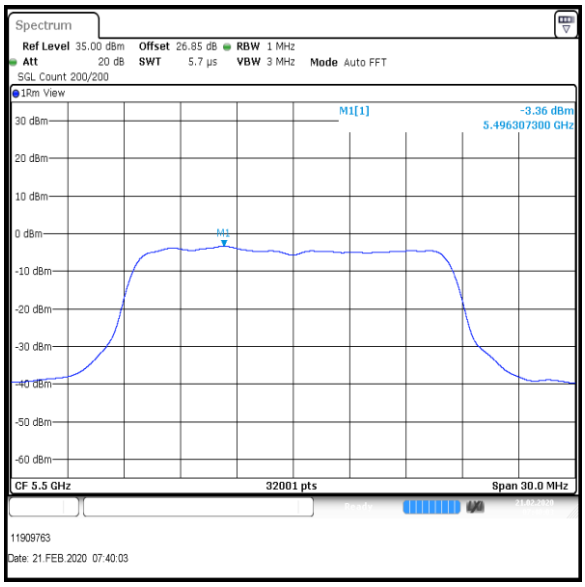

Bottom Channel

Result: Pass

Transmitter Maximum Power Spectral Density (continued)

Results: 802.11a / 20 MHz / 12Mbit / MIMO / Port 1+2+3+4 / PWL 15 / 8 dBi Antenna / Port 2

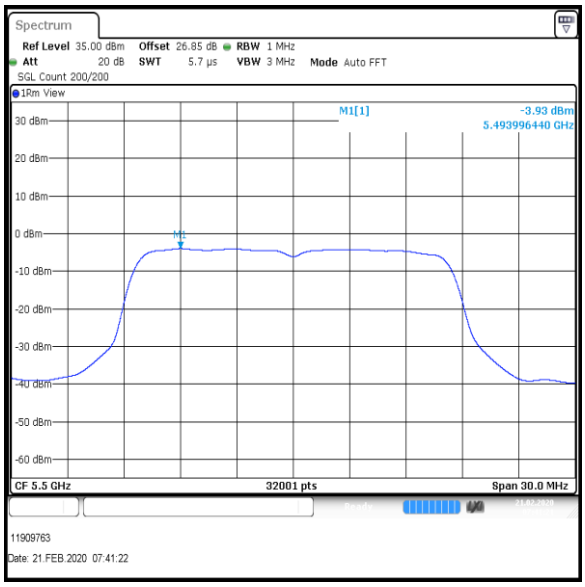

Bottom Channel

Result: Pass

Transmitter Maximum Power Spectral Density (continued)

Results: 802.11a / 20 MHz / 12Mbit / MIMO / Port 1+2+3+4 / PWL 15 / 8 dBi Antenna / Port 3

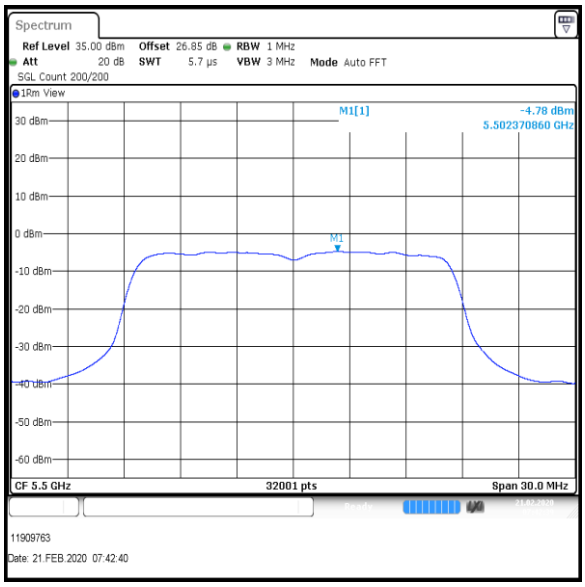

Bottom Channel

Result: Pass

Transmitter Maximum Power Spectral Density (continued)

Results: 802.11a / 20 MHz / 12Mbit / MIMO / Port 1+2+3+4 / PWL 15 / 8 dBi Antenna / Port 4

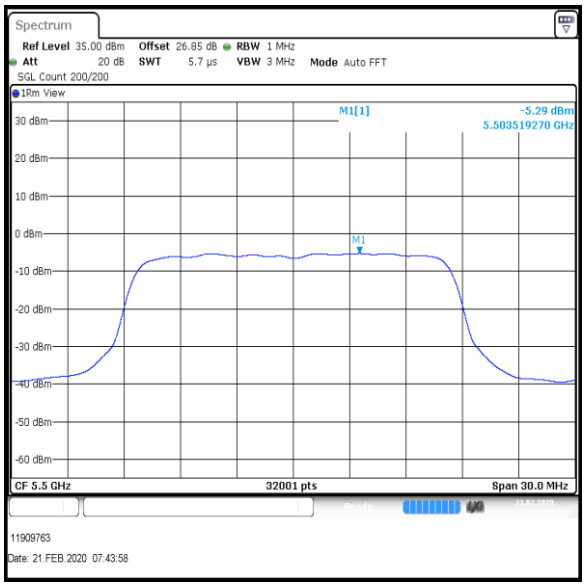

Bottom Channel

Result: Pass

Transmitter Maximum Power Spectral Density (continued)

Results: 802.11a / 20 MHz / 12Mbit / MIMO / Port 1+2+3+4 / PWL 16 / 8 dBi Antenna

Channel	Port 1 PSD (dBm/MHz)	Duty Cycle Correction (dB)	Port 1 Corrected PSD (dBm/MHz)	Port 2 PSD (dBm/MHz)	Duty Cycle Correction (dB)	Port 2 Corrected PSD (dBm/MHz)
Bottom+1	-3.8	0.7	-3.1	-4.8	0.7	-4.1
Middle	-3.2	0.7	-2.5	-4.3	0.7	-3.6
Top	-4.3	0.7	-3.6	-5.1	0.7	-4.4

Channel	Port 3 PSD (dBm/MHz)	Duty Cycle Correction (dB)	Port 3 Corrected PSD (dBm/MHz)	Port 4 PSD (dBm/MHz)	Duty Cycle Correction (dB)	Port 4 Corrected PSD (dBm/MHz)
Bottom+1	-4.6	0.7	-3.9	-5.6	0.7	-4.9
Middle	-4.2	0.7	-3.5	-5.3	0.7	-4.6
Top	-6.1	0.7	-5.4	-5.5	0.7	-4.8

Channel	Corrected PSD Port 1 (dBm/MHz)	Corrected PSD Port 2 (dBm/MHz)	Corrected PSD Port 3 (dBm/MHz)	Corrected PSD Port 4 (dBm/MHz)	Port 1+2+3+4 Combined PSD (dBm/MHz)
Bottom+1	-3.1	-4.1	-3.9	-4.9	1.8
Middle	-2.5	-3.6	-3.5	-4.6	2.3
Top	-3.6	-4.4	-5.4	-4.8	1.3

Channel	Combined Conducted PSD (dBm/MHz)	Limit (dBm/MHz)	Margin (dB)	Result
Bottom+1	1.8	2.9	1.1	Complied
Middle	2.3	2.9	0.6	Complied
Top	1.3	2.9	1.6	Complied

Result: Pass