Transmitter Maximum Power Spectral Density (continued)

Results: 802.11a / 20 MHz / 12Mbit / MIMO / Port 1+2+3+4 / PWL 16 / 8 dBi Antenna / Port 1

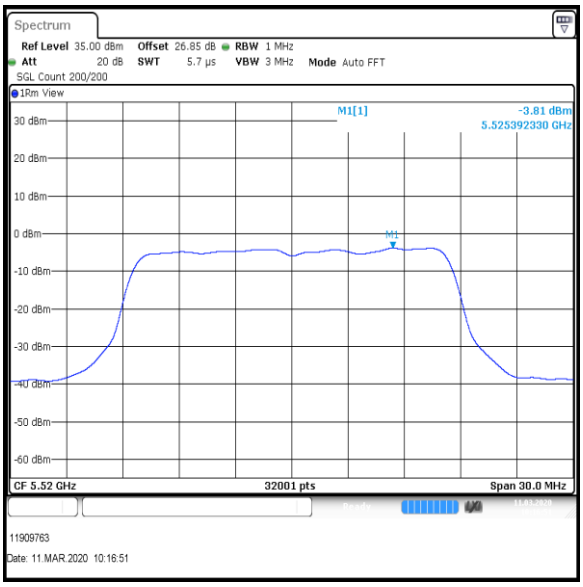

Bottom+1 Channel

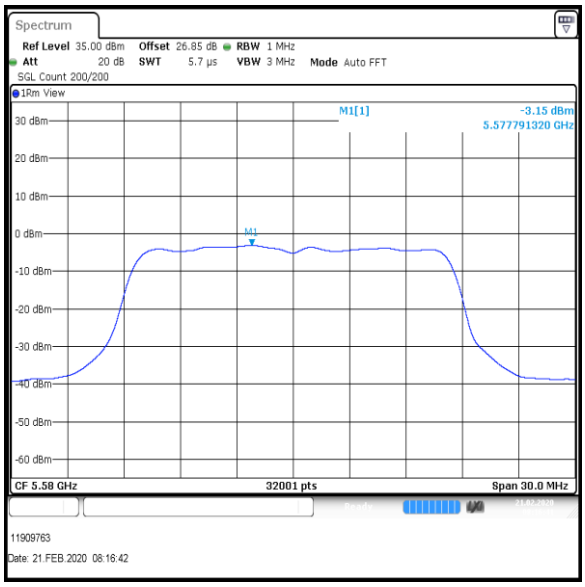

Middle Channel

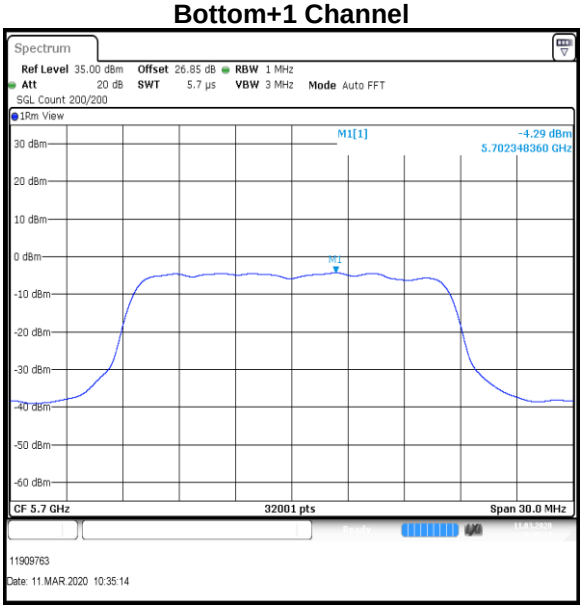

Top Channel

Result: Pass

Transmitter Maximum Power Spectral Density (continued)

Results: 802.11a / 20 MHz / 12Mbit / MIMO / Port 1+2+3+4 / PWL 16 / 8 dBi Antenna / Port 2

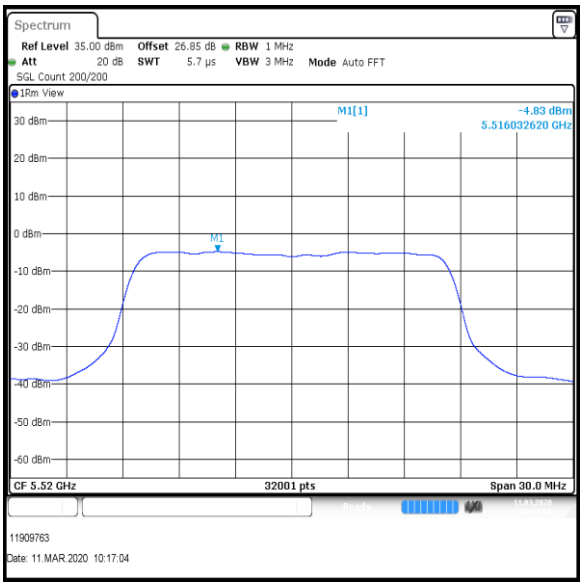

Bottom+1 Channel

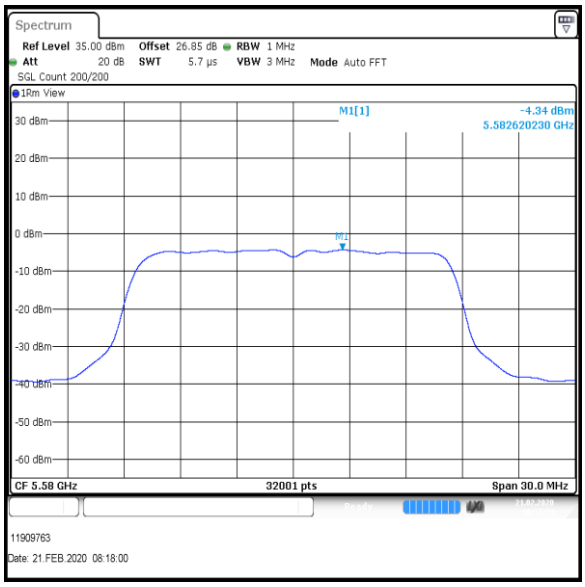

Middle Channel

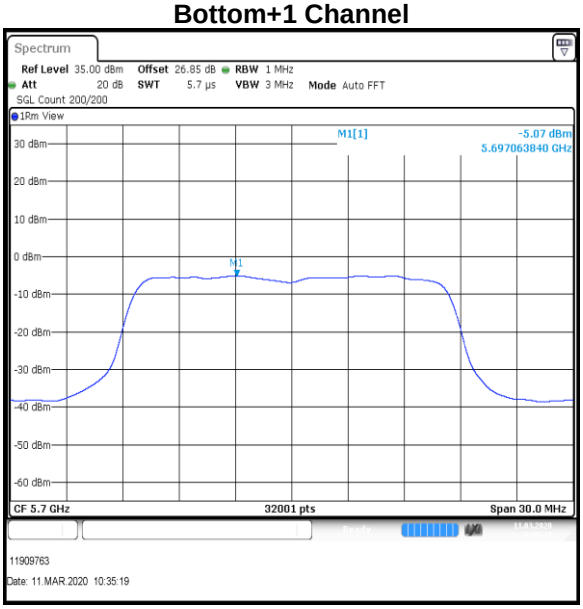

Top Channel

Result: Pass

Transmitter Maximum Power Spectral Density (continued)

Results: 802.11a / 20 MHz / 12Mbit / MIMO / Port 1+2+3+4 / PWL 16 / 8 dBi Antenna / Port 3

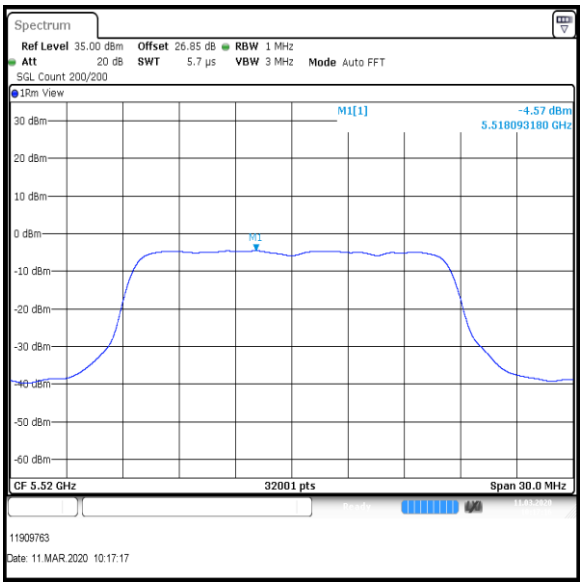

Bottom+1 Channel

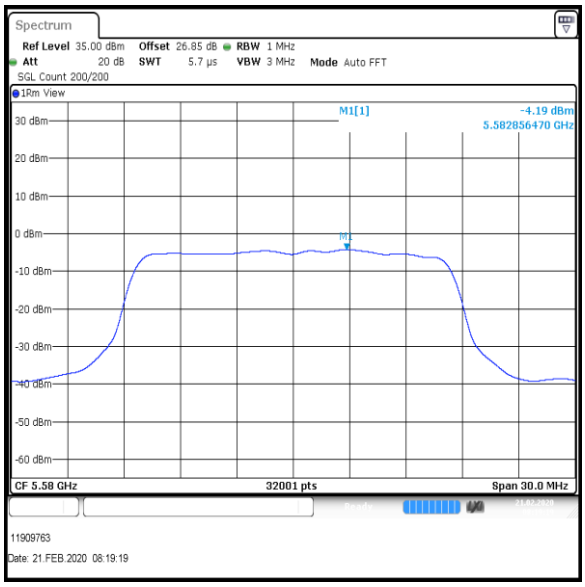

Middle Channel

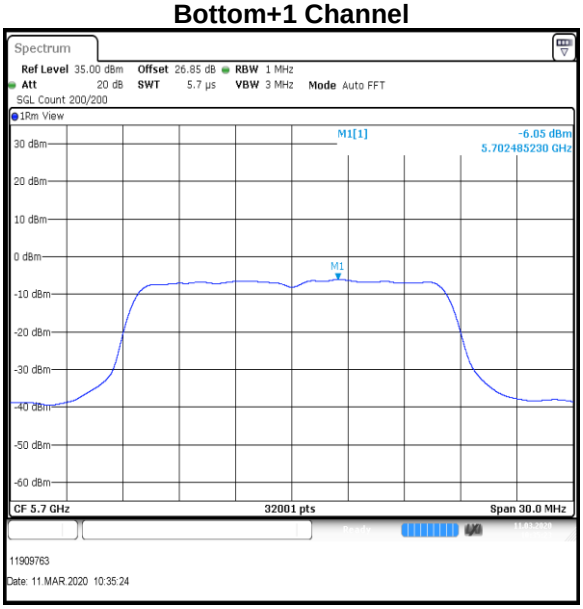

Top Channel

Result: Pass

Transmitter Maximum Power Spectral Density (continued)

Results: 802.11a / 20 MHz / 12Mbit / MIMO / Port 1+2+3+4 / PWL 16 / 8 dBi Antenna / Port 4

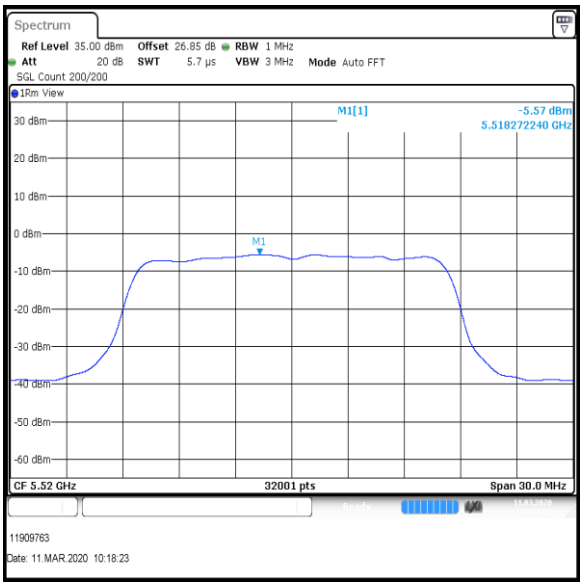

Bottom+1 Channel

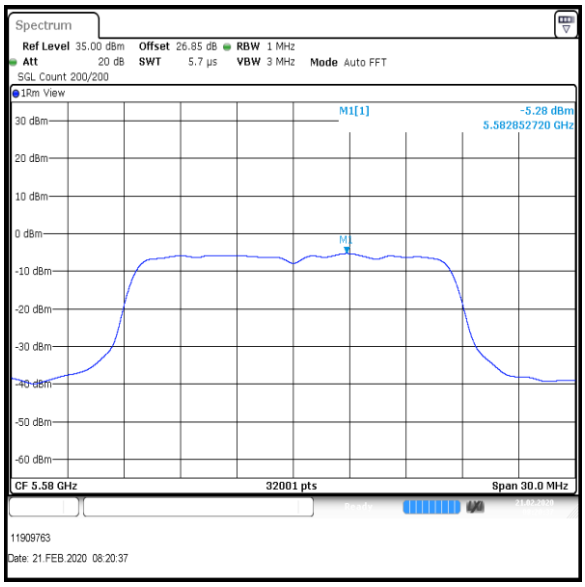

Middle Channel

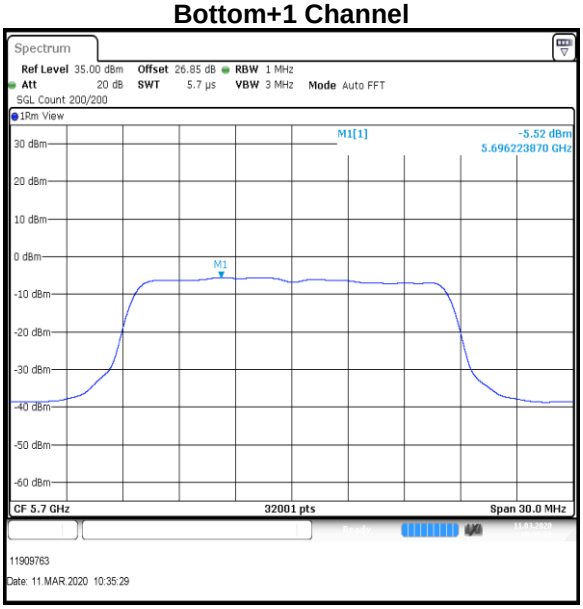

Top Channel

Result: Pass

Transmitter Maximum Power Spectral Density (continued)

Results: 802.11a / 20 MHz / 54Mbit / MIMO / Port 1+2+3+4 / PWL 15 / 8 dBi Antenna

Channel	Port 1 PSD (dBm/MHz)	Duty Cycle Correction (dB)	Port 1 Corrected PSD (dBm/MHz)	Port 2 PSD (dBm/MHz)	Duty Cycle Correction (dB)	Port 2 Corrected PSD (dBm/MHz)
Bottom	-6.2	1.7	-4.5	-6.1	1.7	-4.4

Channel	Port 3 PSD (dBm/MHz)	Duty Cycle Correction (dB)	Port 3 Corrected PSD (dBm/MHz)	Port 4 PSD (dBm/MHz)	Duty Cycle Correction (dB)	Port 4 Corrected PSD (dBm/MHz)
Bottom	-7.0	1.7	-5.3	-7.2	1.7	-5.5

Channel	Corrected PSD Port 1 (dBm/MHz)	Corrected PSD Port 2 (dBm/MHz)	Corrected PSD Port 3 (dBm/MHz)	Corrected PSD Port 4 (dBm/MHz)	Port 1+2+3+4 Combined PSD (dBm/MHz)
Bottom	-4.5	-4.4	-5.3	-5.5	0.9

Channel	Combined Conducted PSD (dBm/MHz)	Limit (dBm/MHz)	Margin (dB)	Result
Bottom	0.9	2.9	2.0	Complied

Result: Pass

Transmitter Maximum Power Spectral Density (continued)

Results: 802.11a / 20 MHz / 54Mbit / MIMO / Port 1+2+3+4 / PWL 15 / 8 dBi Antenna / Port 1

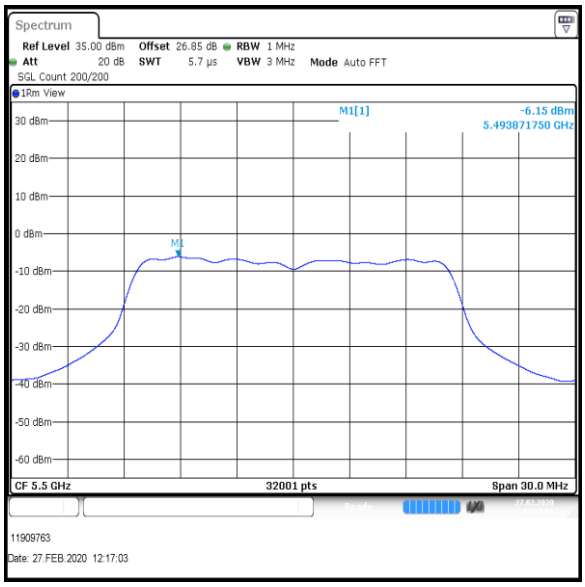

Bottom Channel

Result: Pass

Transmitter Maximum Power Spectral Density (continued)

Results: 802.11a / 20 MHz / 54Mbit / MIMO / Port 1+2+3+4 / PWL 15 / 8 dBi Antenna / Port 2

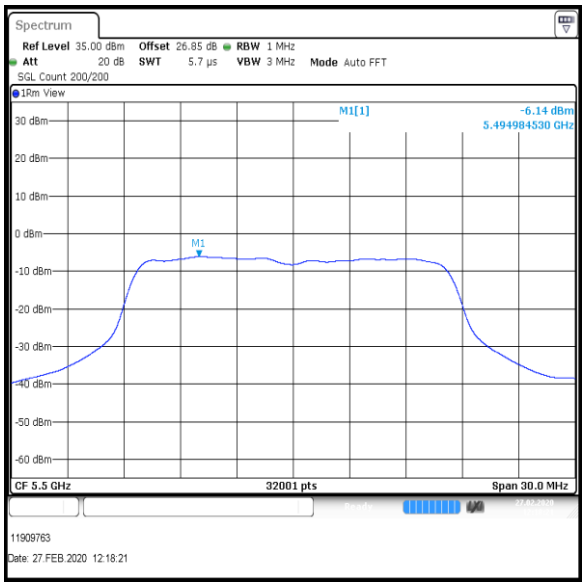

Bottom Channel

Result: Pass

Transmitter Maximum Power Spectral Density (continued)

Results: 802.11a / 20 MHz / 54Mbit / MIMO / Port 1+2+3+4 / PWL 15 / 8 dBi Antenna / Port 3

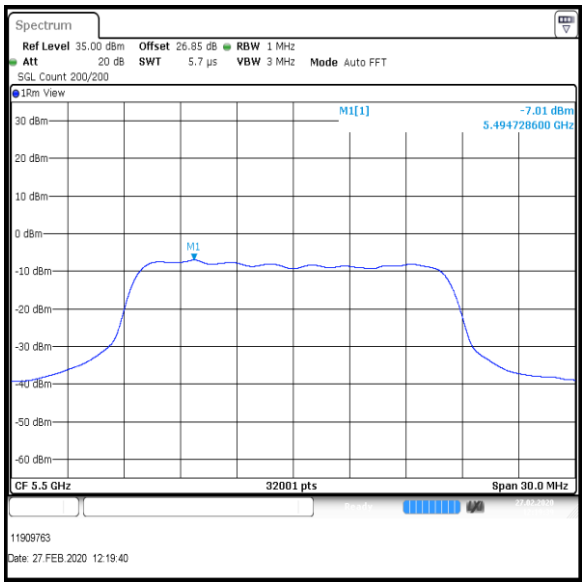

Bottom Channel

Result: Pass

Transmitter Maximum Power Spectral Density (continued)

Results: 802.11a / 20 MHz / 54Mbit / MIMO / Port 1+2+3+4 / PWL 15 / 8 dBi Antenna / Port 4

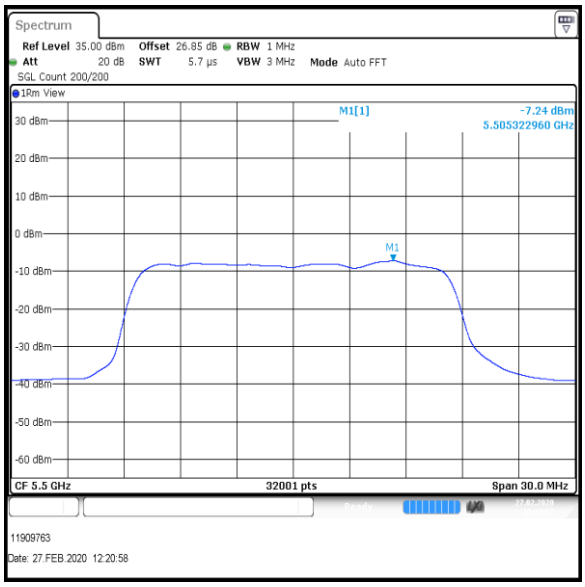

Bottom Channel

Result: Pass

Transmitter Maximum Power Spectral Density (continued)

Results: 802.11a / 20 MHz / 54Mbit / MIMO / Port 1+2+3+4 / PWL 16 / 8 dBi Antenna

Channel	Port 1 PSD (dBm/MHz)	Duty Cycle Correction (dB)	Port 1 Corrected PSD (dBm/MHz)	Port 2 PSD (dBm/MHz)	Duty Cycle Correction (dB)	Port 2 Corrected PSD (dBm/MHz)
Bottom+1	-4.4	1.7	-2.7	-5.4	1.7	-3.7
Middle	-4.4	1.7	-2.7	-5.4	1.7	-3.7
Top	-4.3	1.7	-2.6	-4.6	1.7	-2.9

Channel	Port 3 PSD (dBm/MHz)	Duty Cycle Correction (dB)	Port 3 Corrected PSD (dBm/MHz)	Port 4 PSD (dBm/MHz)	Duty Cycle Correction (dB)	Port 4 Corrected PSD (dBm/MHz)
Bottom+1	-5.8	1.7	-4.1	-6.1	1.7	-4.4
Middle	-4.9	1.7	-3.2	-5.8	1.7	-4.1
Top	-6.2	1.7	-4.5	-6.0	1.7	-4.3

Channel	Corrected PSD Port 1 (dBm/MHz)	Corrected PSD Port 2 (dBm/MHz)	Corrected PSD Port 3 (dBm/MHz)	Corrected PSD Port 4 (dBm/MHz)	Port 1+2+3+4 Combined PSD (dBm/MHz)
Bottom+1	-2.7	-3.7	-4.1	-4.4	1.8
Middle	-2.7	-3.7	-3.2	-4.1	2.2
Top	-2.6	-2.9	-4.5	-4.3	2.2

Channel	Combined Conducted PSD (dBm/MHz)	Limit (dBm/MHz)	Margin (dB)	Result
Bottom+1	1.8	2.9	1.1	Complied
Middle	2.2	2.9	0.7	Complied
Top	2.2	2.9	0.7	Complied

Result: Pass

Transmitter Maximum Power Spectral Density (continued)

Results: 802.11a / 20 MHz / 54Mbit / MIMO / Port 1+2+3+4 / PWL 16 / 8 dBi Antenna / Port 1

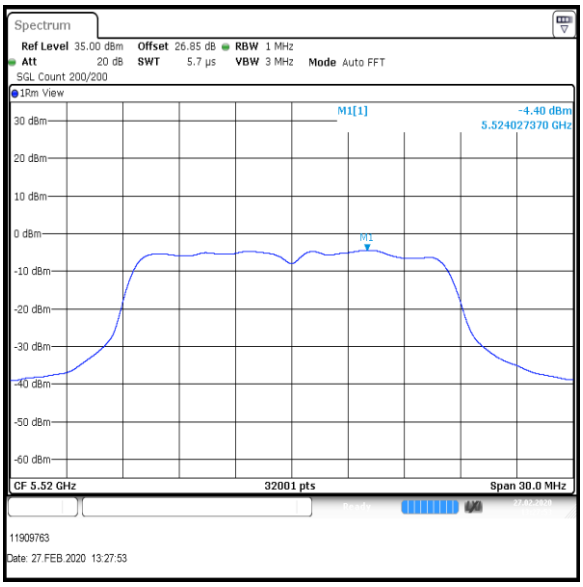

Bottom+1 Channel

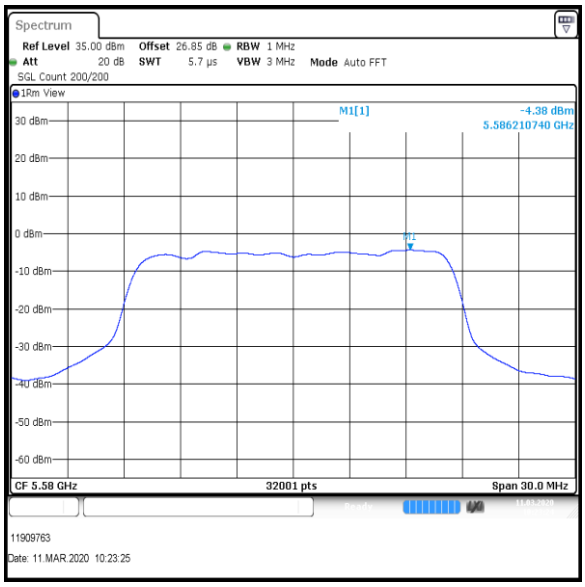

Middle Channel

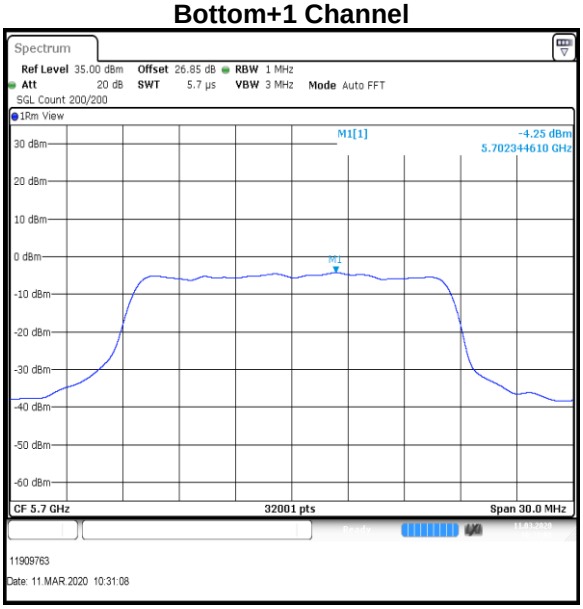

Top Channel

Result: Pass

Transmitter Maximum Power Spectral Density (continued)

Results: 802.11a / 20 MHz / 54Mbit / MIMO / Port 1+2+3+4 / PWL 16 / 8 dBi Antenna / Port 2

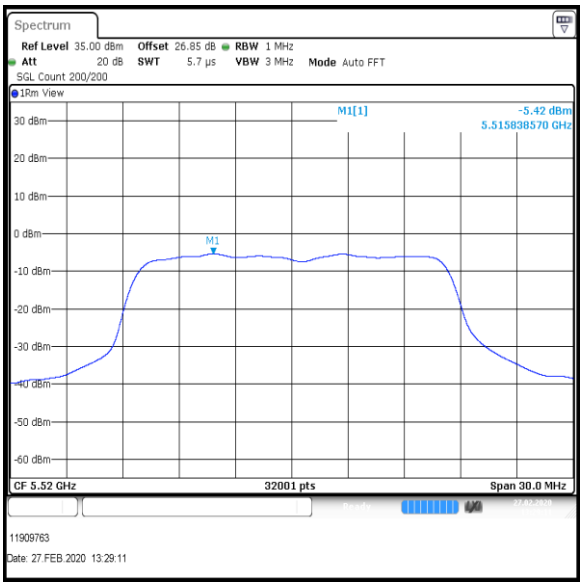

Bottom+1 Channel

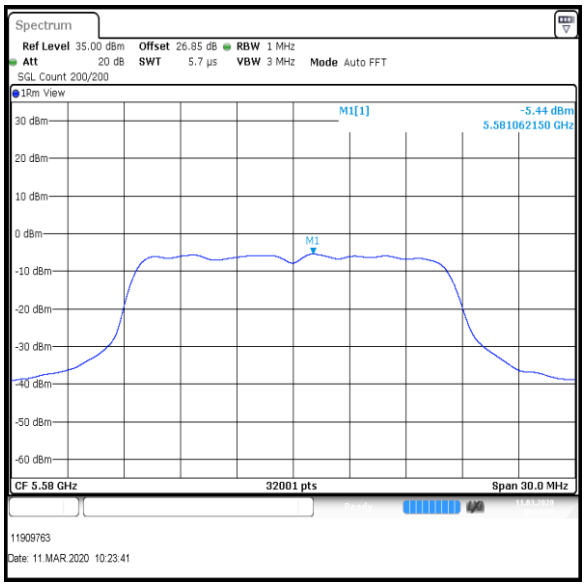

Middle Channel

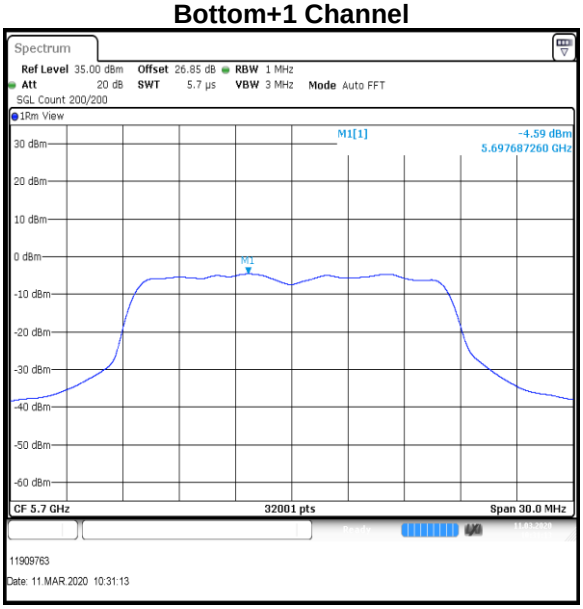

Top Channel

Result: Pass

Transmitter Maximum Power Spectral Density (continued)

Results: 802.11a / 20 MHz / 54Mbit / MIMO / Port 1+2+3+4 / PWL 16 / 8 dBi Antenna / Port 3

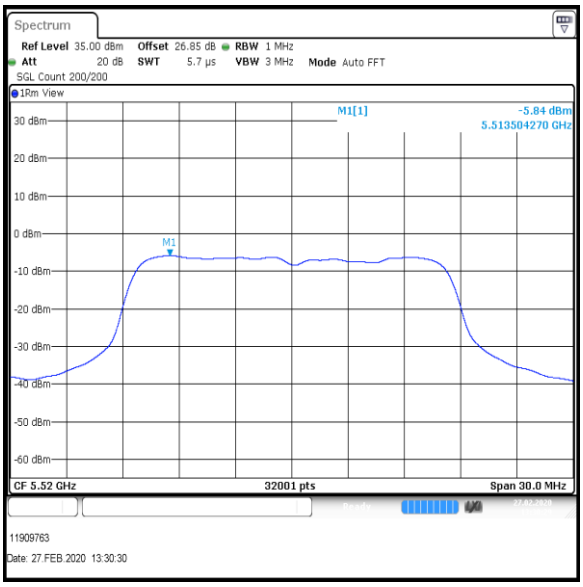

Bottom+1 Channel

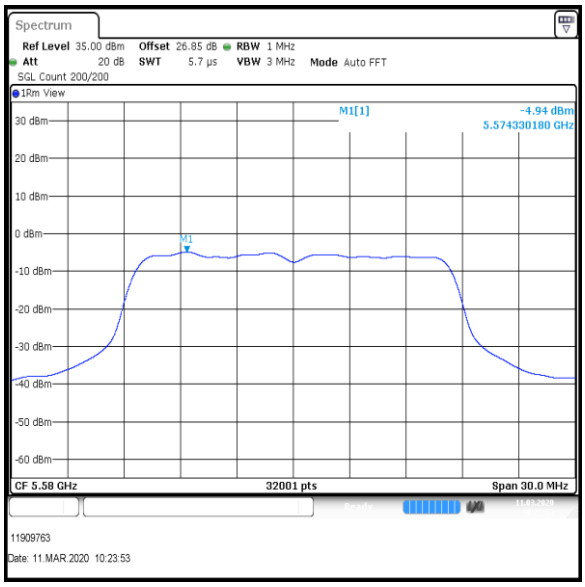

Middle Channel

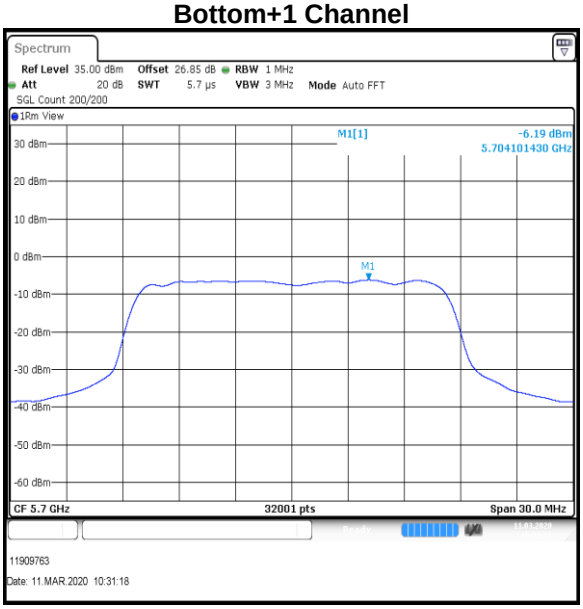

Top Channel

Result: Pass

Transmitter Maximum Power Spectral Density (continued)

Results: 802.11a / 20 MHz / 54Mbit / MIMO / Port 1+2+3+4 / PWL 16 / 8 dBi Antenna / Port 4

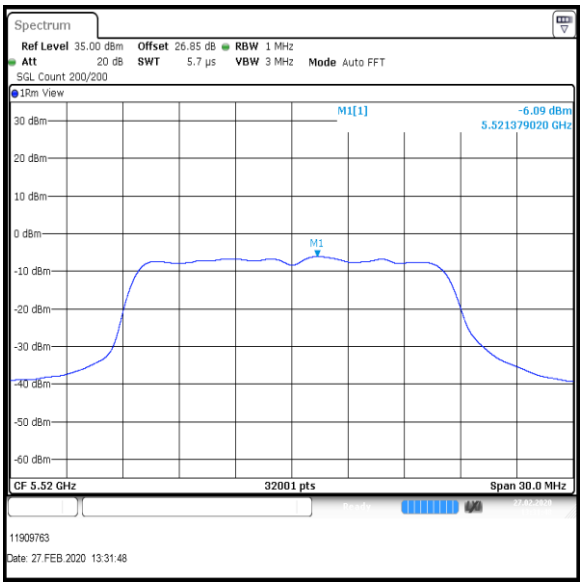

Bottom+1 Channel

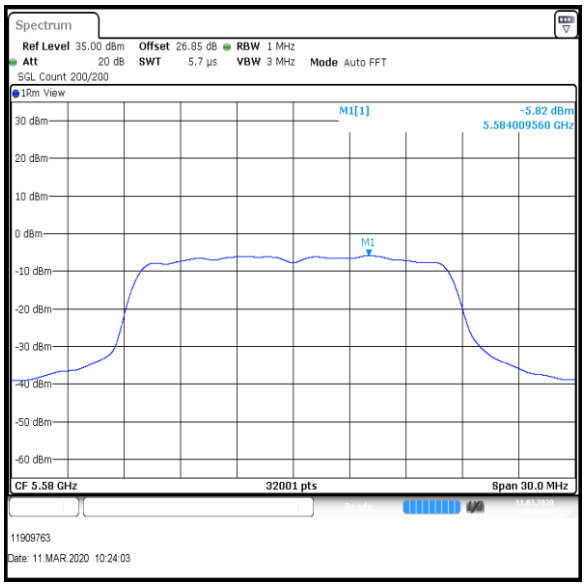

Middle Channel

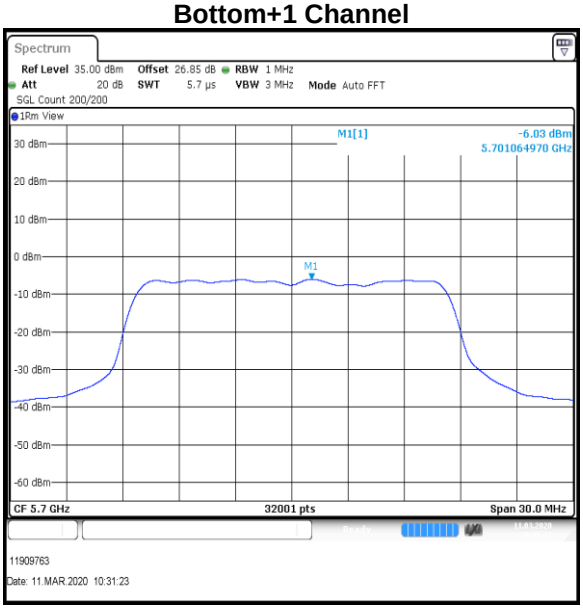

Top Channel

Result: Pass

Transmitter Maximum Power Spectral Density (continued)

Results: 802.11n / HT20 / MCS1 / MIMO / Port 1+2+3+4 / PWL 15 / 8 dBi Antenna

Channel	Port 1 PSD (dBm/MHz)	Duty Cycle Correction (dB)	Port 1 Corrected PSD (dBm/MHz)	Port 2 PSD (dBm/MHz)	Duty Cycle Correction (dB)	Port 2 Corrected PSD (dBm/MHz)
Bottom	-4.4	0.9	-3.5	-4.0	0.9	-3.1

Channel	Port 3 PSD (dBm/MHz)	Duty Cycle Correction (dB)	Port 3 Corrected PSD (dBm/MHz)	Port 4 PSD (dBm/MHz)	Duty Cycle Correction (dB)	Port 4 Corrected PSD (dBm/MHz)
Bottom	-5.2	0.9	-4.3	-5.6	0.9	-4.7

Channel	Corrected PSD Port 1 (dBm/MHz)	Corrected PSD Port 2 (dBm/MHz)	Corrected PSD Port 3 (dBm/MHz)	Corrected PSD Port 4 (dBm/MHz)	Port 1+2+3+4 Combined PSD (dBm/MHz)
Bottom	-3.5	-3.1	-4.3	-4.7	2.1

Channel	Combined Conducted PSD (dBm/MHz)	Limit (dBm/MHz)	Margin (dB)	Result
Bottom	2.1	2.9	0.8	Complied

Result: Pass

Transmitter Maximum Power Spectral Density (continued)

Results: 802.11n / HT20 / MCS1 / MIMO / Port 1+2+3+4 / PWL 15 / 8 dBi Antenna / Port 1

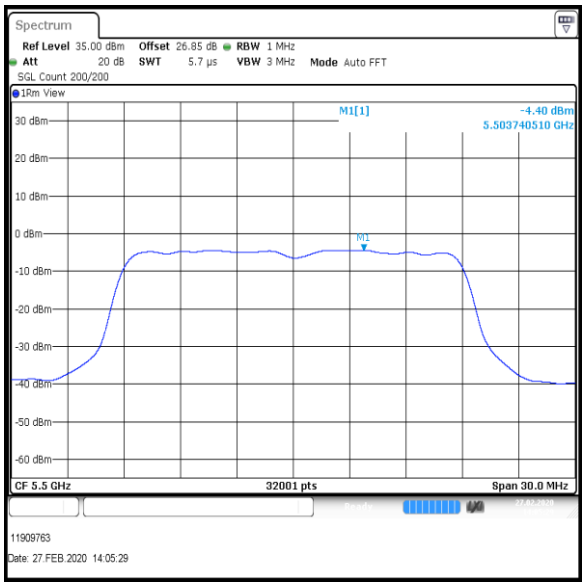

Bottom Channel

Result: Pass

Transmitter Maximum Power Spectral Density (continued)

Results: 802.11n / HT20 / MCS1 / MIMO / Port 1+2+3+4 / PWL 15 / 8 dBi Antenna / Port 2

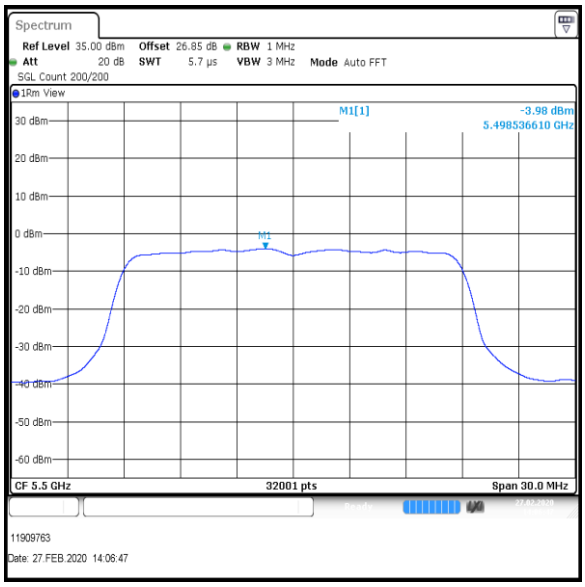

Bottom Channel

Result: Pass

Transmitter Maximum Power Spectral Density (continued)

Results: 802.11n / HT20 / MCS1 / MIMO / Port 1+2+3+4 / PWL 15 / 8 dBi Antenna / Port 3

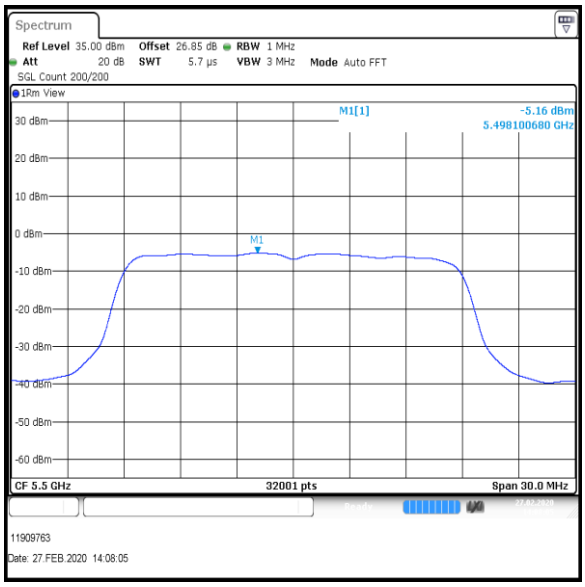

Bottom Channel

Result: Pass

Transmitter Maximum Power Spectral Density (continued)

Results: 802.11n / HT20 / MCS1 / MIMO / Port 1+2+3+4 / PWL 15 / 8 dBi Antenna / Port 4

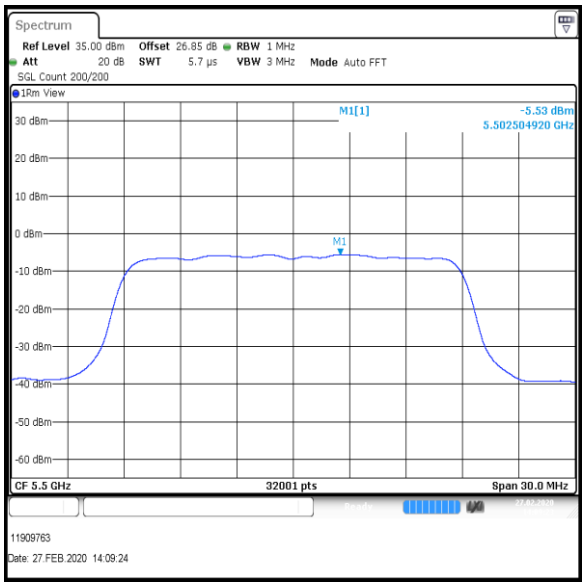

Bottom Channel

Result: Pass

Transmitter Maximum Power Spectral Density (continued)

Results: 802.11n / HT20 / MCS1 / MIMO / Port 1+2+3+4 / PWL 16 / 8 dBi Antenna

Channel	Port 1 PSD (dBm/MHz)	Duty Cycle Correction (dB)	Port 1 Corrected PSD (dBm/MHz)	Port 2 PSD (dBm/MHz)	Duty Cycle Correction (dB)	Port 2 Corrected PSD (dBm/MHz)
Bottom+1	-3.6	0.9	-2.7	-4.3	0.9	-3.4
Middle	-3.6	0.9	-2.7	-5.0	0.9	-4.1
Top	-3.7	0.9	-2.8	-5.8	0.9	-4.9

Channel	Port 3 PSD (dBm/MHz)	Duty Cycle Correction (dB)	Port 3 Corrected PSD (dBm/MHz)	Port 4 PSD (dBm/MHz)	Duty Cycle Correction (dB)	Port 4 Corrected PSD (dBm/MHz)
Bottom+1	-3.9	0.9	-3.0	-5.3	0.9	-4.4
Middle	-4.8	0.9	-3.9	-6.2	0.9	-5.3
Top	-4.9	0.9	-4.0	-5.0	0.9	-4.1

Channel	Corrected PSD Port 1 (dBm/MHz)	Corrected PSD Port 2 (dBm/MHz)	Corrected PSD Port 3 (dBm/MHz)	Corrected PSD Port 4 (dBm/MHz)	Port 1+2+3+4 Combined PSD (dBm/MHz)
Bottom+1	-2.7	-3.4	-3.0	-4.4	2.4
Middle	-2.7	-4.1	-3.9	-5.3	1.7
Top	-2.8	-4.9	-4.0	-4.1	1.8

Channel	Combined Conducted PSD (dBm/MHz)	Limit (dBm/MHz)	Margin (dB)	Result
Bottom+1	2.4	2.9	0.5	Complied
Middle	1.7	2.9	1.2	Complied
Top	1.8	2.9	1.1	Complied

Result: Pass

Transmitter Maximum Power Spectral Density (continued)

Results: 802.11n / HT20 / MCS1 / MIMO / Port 1+2+3+4 / PWL 16 / 8 dBi Antenna / Port 1

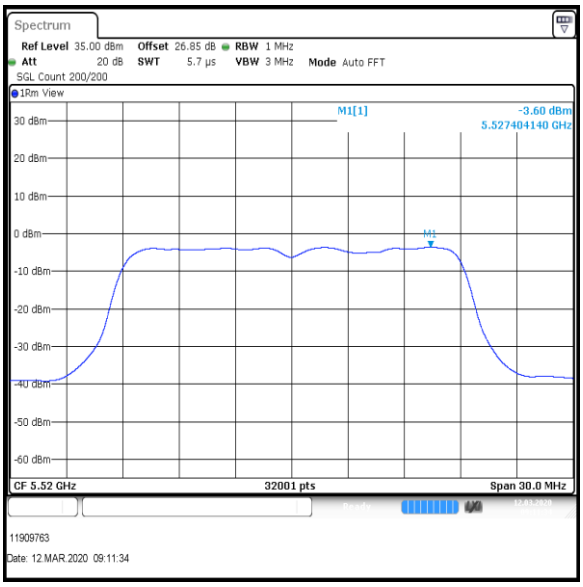

Bottom+1 Channel

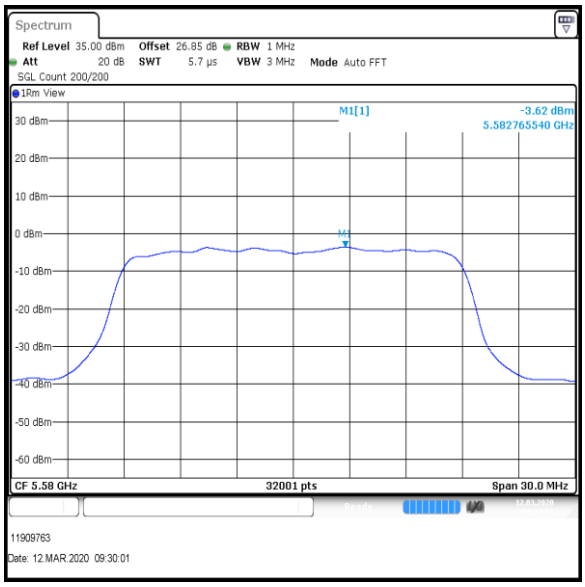

Middle Channel

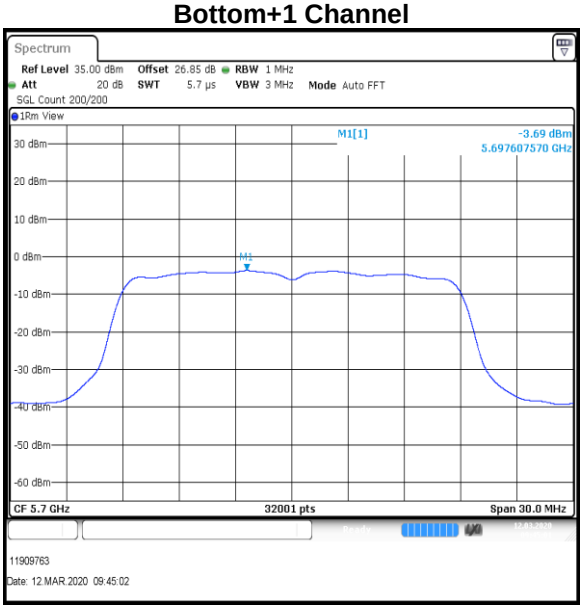

Top Channel

Result: Pass

Transmitter Maximum Power Spectral Density (continued)

Results: 802.11n / HT20 / MCS1 / MIMO / Port 1+2+3+4 / PWL 16 / 8 dBi Antenna / Port 2

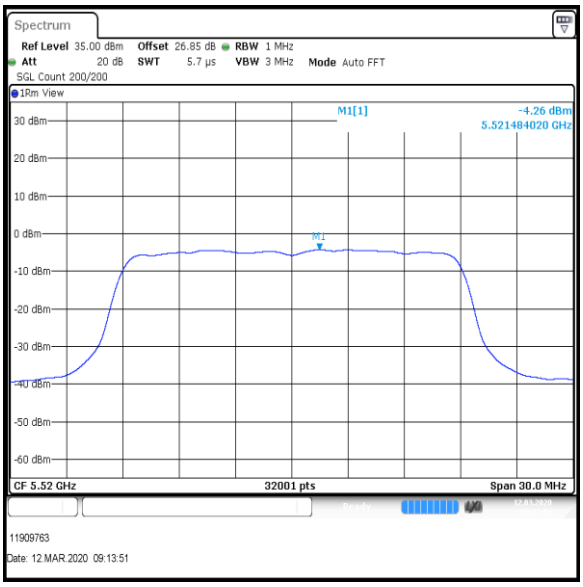

Bottom+1 Channel

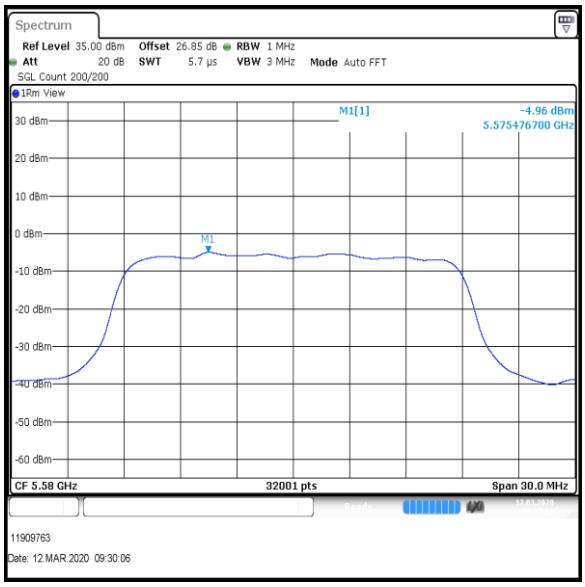

Middle Channel

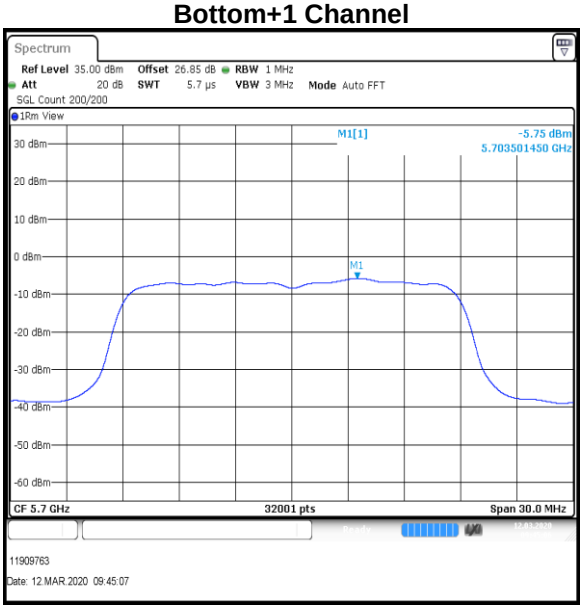

Top Channel

Result: Pass

Transmitter Maximum Power Spectral Density (continued)

Results: 802.11n / HT20 / MCS1 / MIMO / Port 1+2+3+4 / PWL 16 / 8 dBi Antenna / Port 3

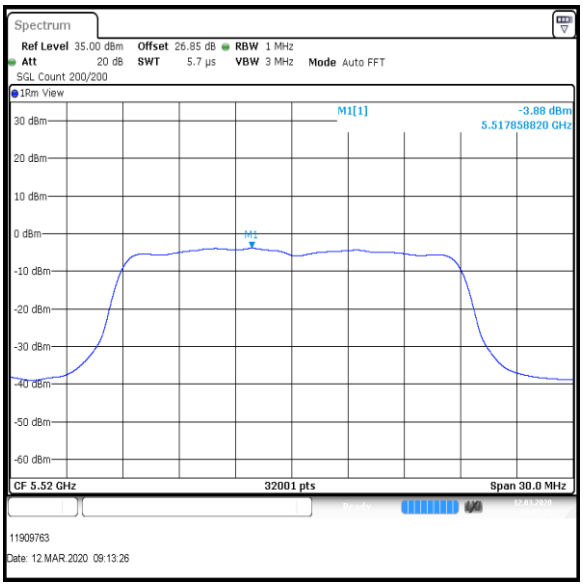

Bottom+1 Channel

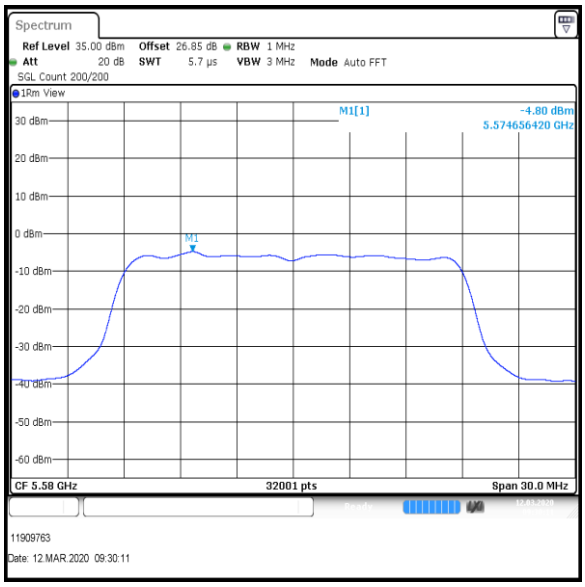

Middle Channel

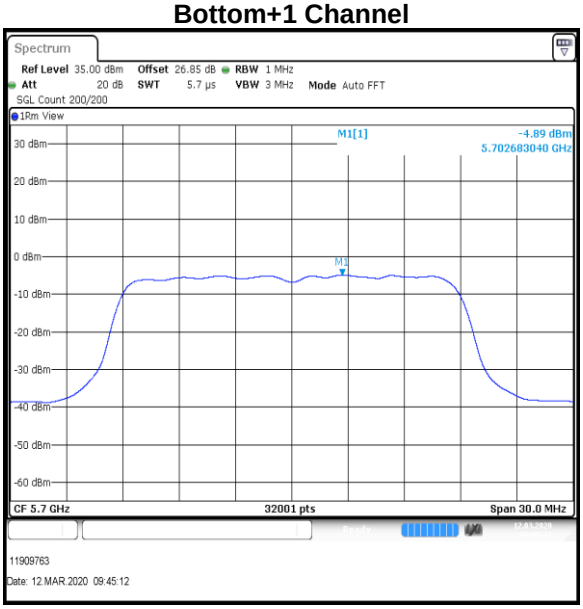

Top Channel

Result: Pass

Transmitter Maximum Power Spectral Density (continued)

Results: 802.11n / HT20 / MCS1 / MIMO / Port 1+2+3+4 / PWL 16 / 8 dBi Antenna / Port 4

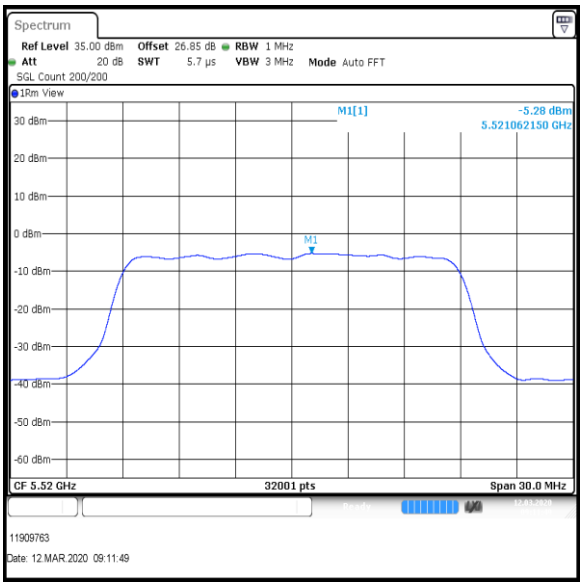

Bottom+1 Channel

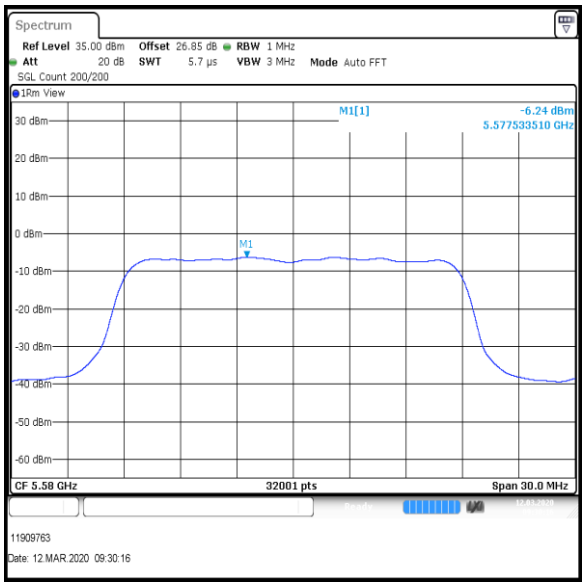

Middle Channel

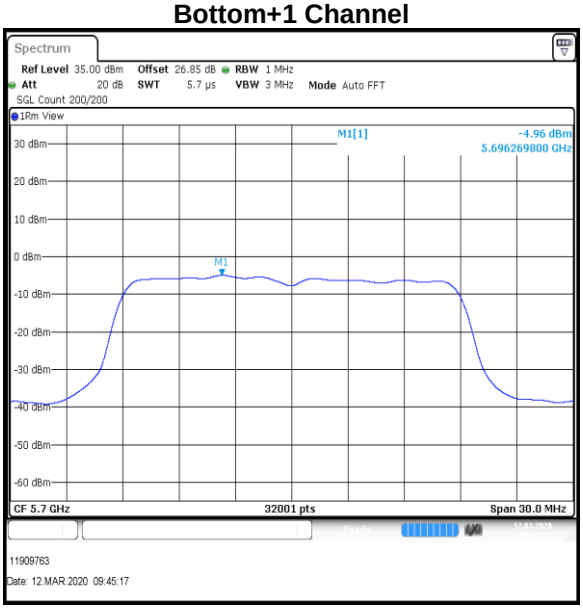

Top Channel

Result: Pass

Transmitter Maximum Power Spectral Density (continued)

Results: 802.11n / HT20 / MCS2 / MIMO / Port 1+2+3+4 / PWL 15 / 8 dBi Antenna

Channel	Port 1 PSD (dBm/MHz)	Duty Cycle Correction (dB)	Port 1 Corrected PSD (dBm/MHz)	Port 2 PSD (dBm/MHz)	Duty Cycle Correction (dB)	Port 2 Corrected PSD (dBm/MHz)
Bottom	-4.2	1.1	-3.1	-4.1	1.1	-3.0

Channel	Port 3 PSD (dBm/MHz)	Duty Cycle Correction (dB)	Port 3 Corrected PSD (dBm/MHz)	Port 4 PSD (dBm/MHz)	Duty Cycle Correction (dB)	Port 4 Corrected PSD (dBm/MHz)
Bottom	-4.7	1.1	-3.6	-5.8	1.1	-4.7

Channel	Corrected PSD Port 1 (dBm/MHz)	Corrected PSD Port 2 (dBm/MHz)	Corrected PSD Port 3 (dBm/MHz)	Corrected PSD Port 4 (dBm/MHz)	Port 1+2+3+4 Combined PSD (dBm/MHz)
Bottom	-3.1	-3.0	-3.6	-4.7	2.3

Channel	Combined Conducted PSD (dBm/MHz)	Limit (dBm/MHz)	Margin (dB)	Result
Bottom	2.3	2.9	0.6	Complied

Result: Pass

Transmitter Maximum Power Spectral Density (continued)

Results: 802.11n / HT20 / MCS2 / MIMO / Port 1+2+3+4 / PWL 15 / 8 dBi Antenna / Port 1

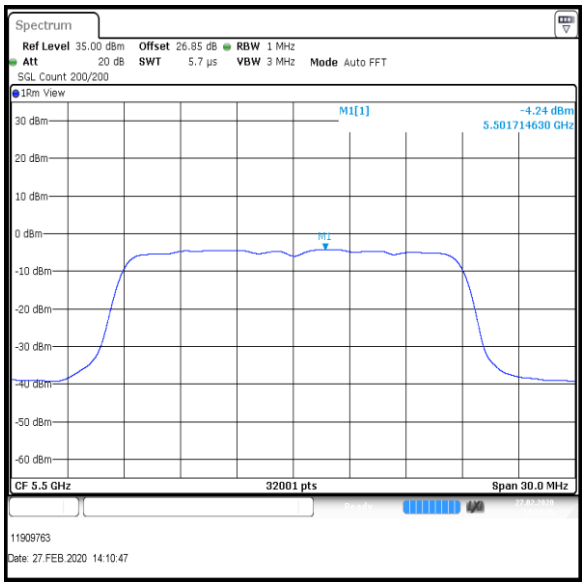

Bottom Channel

Result: Pass

Transmitter Maximum Power Spectral Density (continued)

Results: 802.11n / HT20 / MCS2 / MIMO / Port 1+2+3+4 / PWL 15 / 8 dBi Antenna / Port 2

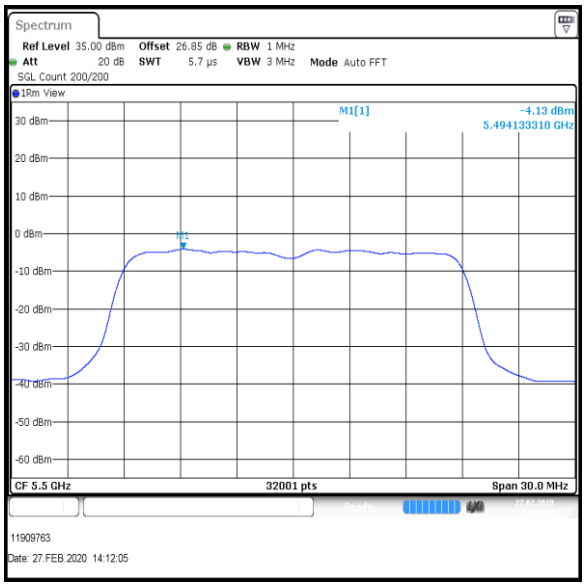

Bottom Channel

Result: Pass

Transmitter Maximum Power Spectral Density (continued)

Results: 802.11n / HT20 / MCS2 / MIMO / Port 1+2+3+4 / PWL 15 / 8 dBi Antenna / Port 3

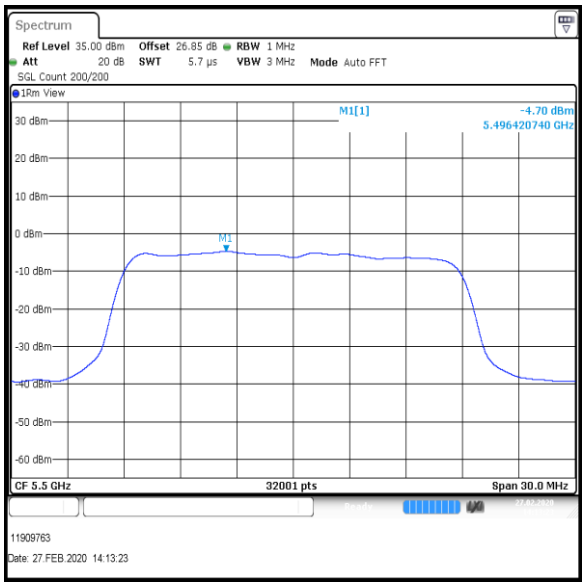

Bottom Channel

Result: Pass

Transmitter Maximum Power Spectral Density (continued)

Results: 802.11n / HT20 / MCS2 / MIMO / Port 1+2+3+4 / PWL 15 / 8 dBi Antenna / Port 4

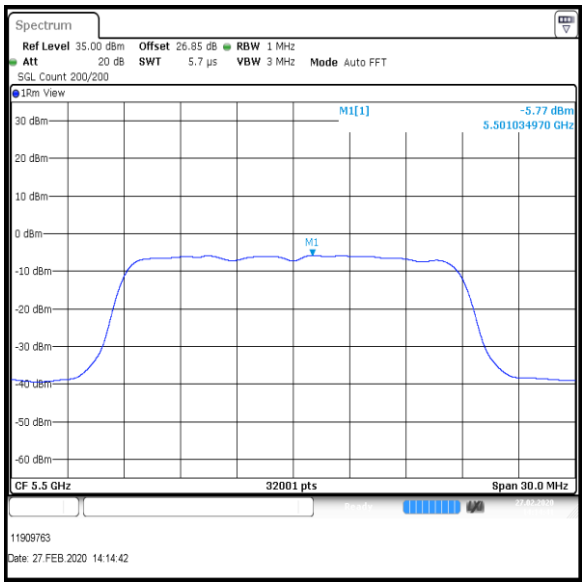

Bottom Channel

Result: Pass

Transmitter Maximum Power Spectral Density (continued)

Results: 802.11n / HT20 / MCS2 / MIMO / Port 1+2+3+4 / PWL 16 / 8 dBi Antenna

Channel	Port 1 PSD (dBm/MHz)	Duty Cycle Correction (dB)	Port 1 Corrected PSD (dBm/MHz)	Port 2 PSD (dBm/MHz)	Duty Cycle Correction (dB)	Port 2 Corrected PSD (dBm/MHz)
Bottom+1	-4.3	1.1	-3.2	-4.5	1.1	-3.4
Middle	-3.4	1.1	-2.3	-4.7	1.1	-3.6
Top	-4.5	1.1	-3.4	-6.3	1.1	-5.2

Channel	Port 3 PSD (dBm/MHz)	Duty Cycle Correction (dB)	Port 3 Corrected PSD (dBm/MHz)	Port 4 PSD (dBm/MHz)	Duty Cycle Correction (dB)	Port 4 Corrected PSD (dBm/MHz)
Bottom+1	-5.2	1.1	-4.1	-6.0	1.1	-4.9
Middle	-4.4	1.1	-3.3	-5.7	1.1	-4.6
Top	-5.0	1.1	-3.9	-5.9	1.1	-4.8

Channel	Corrected PSD Port 1 (dBm/MHz)	Corrected PSD Port 2 (dBm/MHz)	Corrected PSD Port 3 (dBm/MHz)	Corrected PSD Port 4 (dBm/MHz)	Port 1+2+3+4 Combined PSD (dBm/MHz)
Bottom+1	-3.2	-3.4	-4.1	-4.9	2.0
Middle	-2.3	-3.6	-3.3	-4.6	2.4
Top	-3.4	-5.2	-3.9	-4.8	1.5

Channel	Combined Conducted PSD (dBm/MHz)	Limit (dBm/MHz)	Margin (dB)	Result
Bottom+1	2.0	2.9	0.9	Complied
Middle	2.4	2.9	0.5	Complied
Top	1.5	2.9	1.4	Complied

Result: Pass

Transmitter Maximum Power Spectral Density (continued)

Results: 802.11n / HT20 / MCS2 / MIMO / Port 1+2+3+4 / PWL 16 / 8 dBi Antenna / Port 1

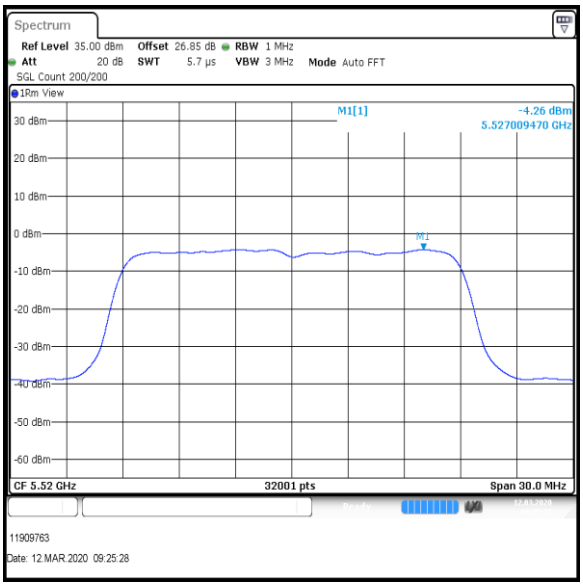

Bottom+1 Channel

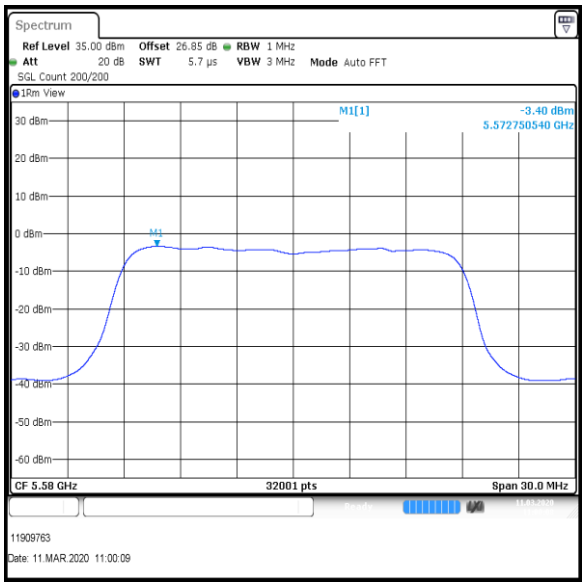

Middle Channel

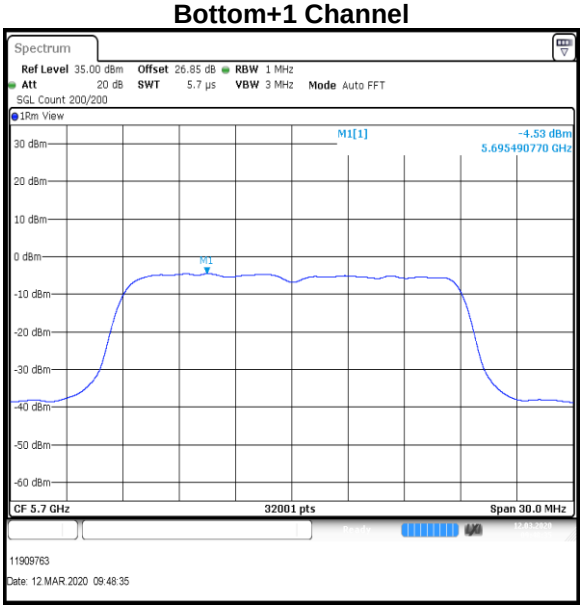

Top Channel

Result: Pass

Transmitter Maximum Power Spectral Density (continued)

Results: 802.11n / HT20 / MCS2 / MIMO / Port 1+2+3+4 / PWL 16 / 8 dBi Antenna / Port 2

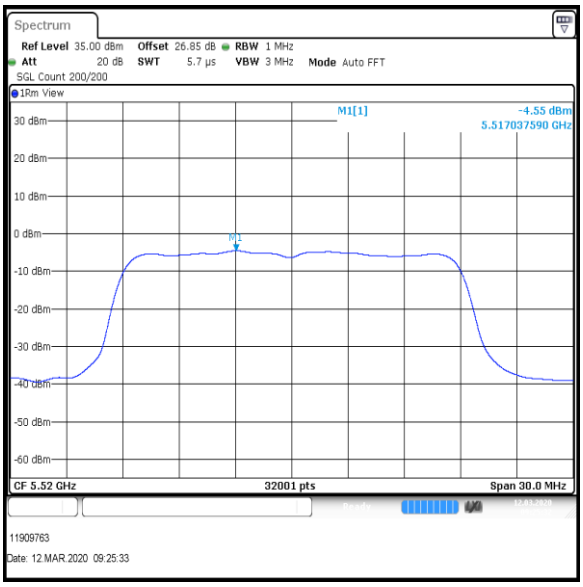

Bottom+1 Channel

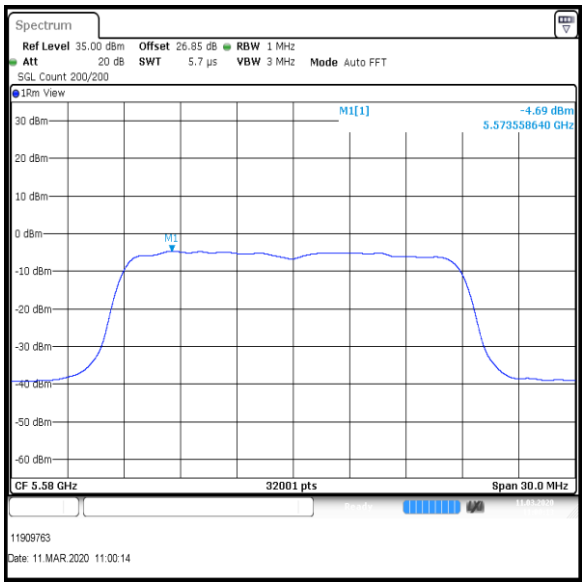

Middle Channel

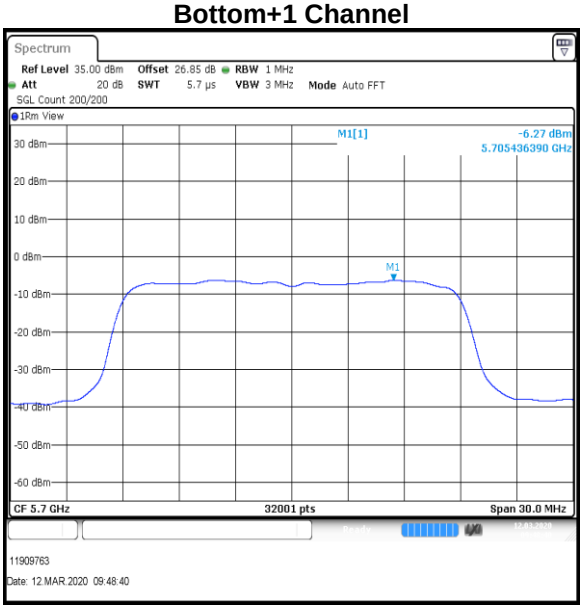

Top Channel

Result: Pass

Transmitter Maximum Power Spectral Density (continued)

Results: 802.11n / HT20 / MCS2 / MIMO / Port 1+2+3+4 / PWL 16 / 8 dBi Antenna / Port 3

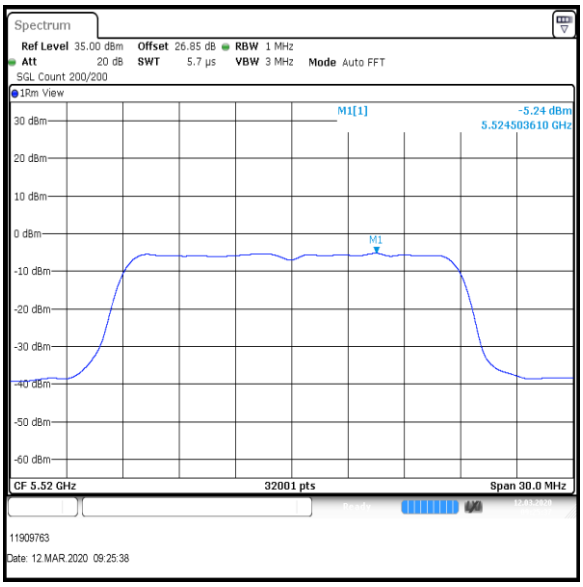

Bottom+1 Channel

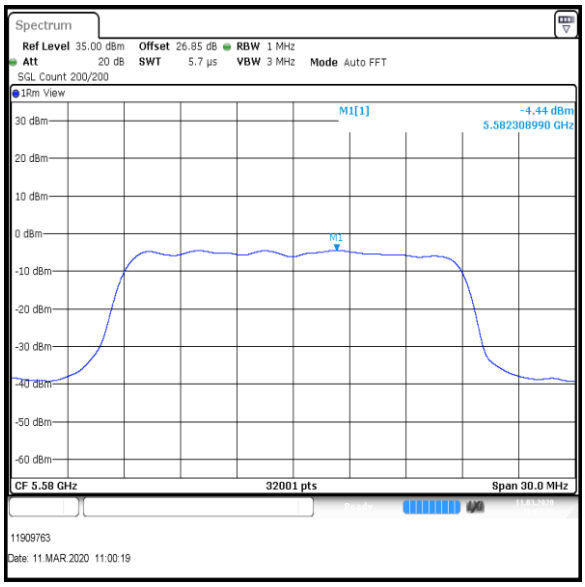

Middle Channel

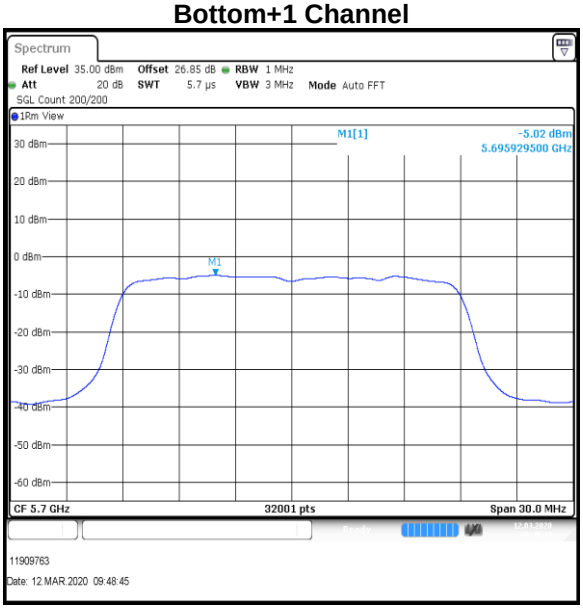

Top Channel

Result: Pass

Transmitter Maximum Power Spectral Density (continued)

Results: 802.11n / HT20 / MCS2 / MIMO / Port 1+2+3+4 / PWL 16 / 8 dBi Antenna / Port 4

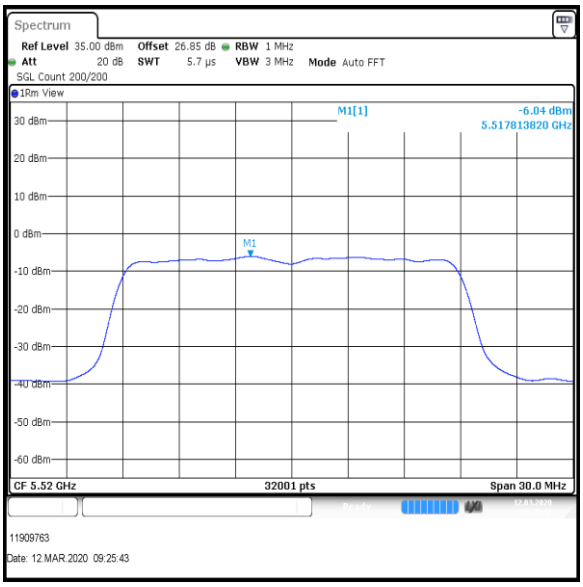

Bottom+1 Channel

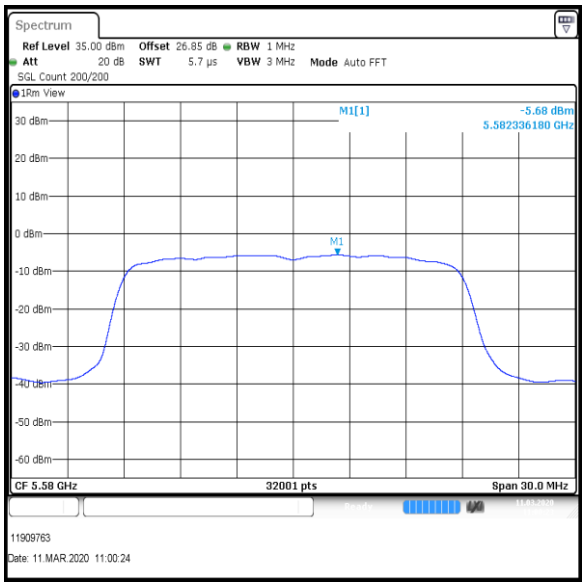

Middle Channel

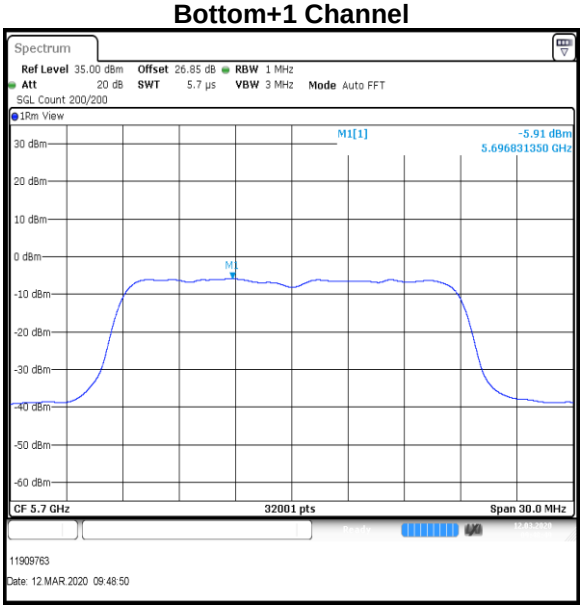

Top Channel

Result: Pass

Transmitter Maximum Power Spectral Density (continued)

Results: 802.11ac / HT20 / MCS1 / MIMO / Port 1+2+3+4 / PWL 15 / 8 dBi Antenna

Channel	Port 1 PSD (dBm/MHz)	Duty Cycle Correction (dB)	Port 1 Corrected PSD (dBm/MHz)	Port 2 PSD (dBm/MHz)	Duty Cycle Correction (dB)	Port 2 Corrected PSD (dBm/MHz)
Bottom	-4.3	0.5	-3.8	-4.2	0.5	-3.7

Channel	Port 3 PSD (dBm/MHz)	Duty Cycle Correction (dB)	Port 3 Corrected PSD (dBm/MHz)	Port 4 PSD (dBm/MHz)	Duty Cycle Correction (dB)	Port 4 Corrected PSD (dBm/MHz)
Bottom	-5.4	0.5	-4.9	-5.8	0.5	-5.3

Channel	Corrected PSD Port 1 (dBm/MHz)	Corrected PSD Port 2 (dBm/MHz)	Corrected PSD Port 3 (dBm/MHz)	Corrected PSD Port 4 (dBm/MHz)	Port 1+2+3+4 Combined PSD (dBm/MHz)
Bottom	-3.8	-3.7	-4.9	-5.3	1.4

Channel	Combined Conducted PSD (dBm/MHz)	Limit (dBm/MHz)	Margin (dB)	Result
Bottom	1.4	2.9	1.5	Complied

Result: Pass

Transmitter Maximum Power Spectral Density (continued)

Results: 802.11ac / HT20 / MCS1 / MIMO / Port 1+2+3+4 / PWL 15 / 8 dBi Antenna / Port 1

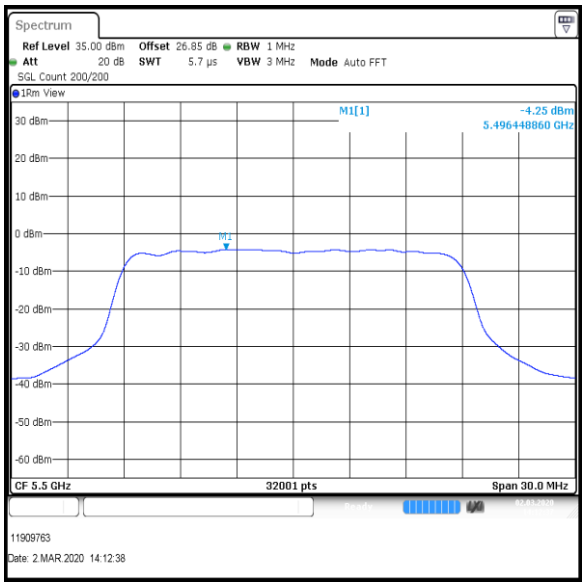

Bottom Channel

Result: Pass

Transmitter Maximum Power Spectral Density (continued)

Results: 802.11ac / HT20 / MCS1 / MIMO / Port 1+2+3+4 / PWL 15 / 8 dBi Antenna / Port 2

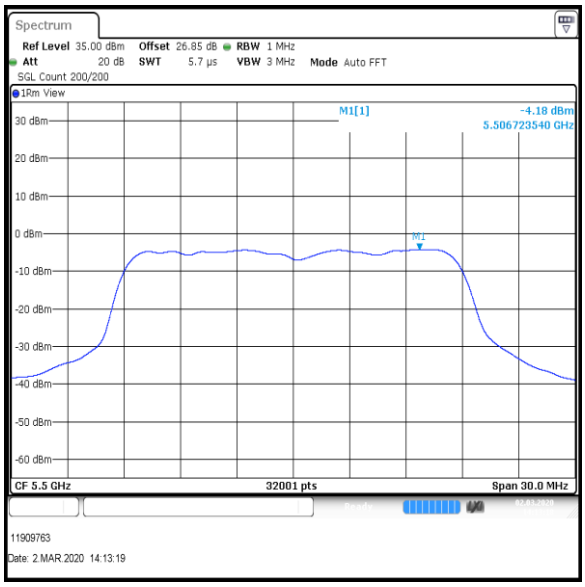

Bottom Channel

Result: Pass

Transmitter Maximum Power Spectral Density (continued)

Results: 802.11ac / HT20 / MCS1 / MIMO / Port 1+2+3+4 / PWL 15 / 8 dBi Antenna / Port 3

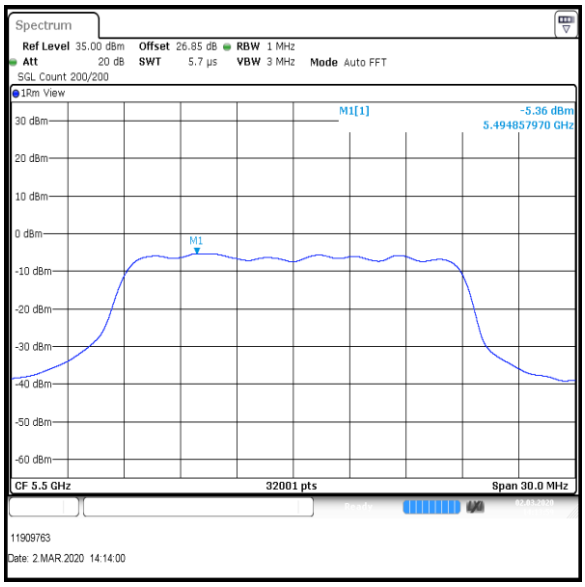

Bottom Channel

Result: Pass

Transmitter Maximum Power Spectral Density (continued)

Results: 802.11ac / HT20 / MCS1 / MIMO / Port 1+2+3+4 / PWL 15 / 8 dBi Antenna / Port 4

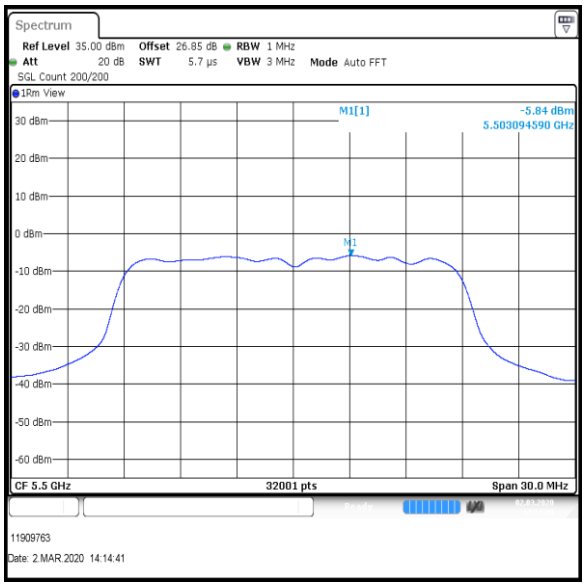

Bottom Channel

Result: Pass

Transmitter Maximum Power Spectral Density (continued)

Results: 802.11ac / HT20 / MCS1 / MIMO / Port 1+2+3+4 / PWL 16 / 8 dBi Antenna

Channel	Port 1 PSD (dBm/MHz)	Duty Cycle Correction (dB)	Port 1 Corrected PSD (dBm/MHz)	Port 2 PSD (dBm/MHz)	Duty Cycle Correction (dB)	Port 2 Corrected PSD (dBm/MHz)
Bottom+1	-4.4	0.5	-3.9	-4.3	0.5	-3.8
Middle	-3.7	0.5	-3.2	-4.5	0.5	-4.0
Top	-3.2	0.5	-2.7	-4.8	0.5	-4.3

Channel	Port 3 PSD (dBm/MHz)	Duty Cycle Correction (dB)	Port 3 Corrected PSD (dBm/MHz)	Port 4 PSD (dBm/MHz)	Duty Cycle Correction (dB)	Port 4 Corrected PSD (dBm/MHz)
Bottom+1	-6.1	0.5	-5.6	-7.1	0.5	-6.6
Middle	-4.9	0.5	-4.4	-5.7	0.5	-5.2
Top	-4.4	0.5	-3.9	-5.3	0.5	-4.8

Channel	Corrected PSD Port 1 (dBm/MHz)	Corrected PSD Port 2 (dBm/MHz)	Corrected PSD Port 3 (dBm/MHz)	Corrected PSD Port 4 (dBm/MHz)	Port 1+2+3+4 Combined PSD (dBm/MHz)
Bottom+1	-3.9	-3.8	-5.6	-6.6	0.7
Middle	-3.2	-4.0	-4.4	-5.2	1.5
Top	-2.7	-4.3	-3.9	-4.8	1.9

Channel	Combined Conducted PSD (dBm/MHz)	Limit (dBm/MHz)	Margin (dB)	Result
Bottom+1	0.7	2.9	2.2	Complied
Middle	1.5	2.9	1.4	Complied
Top	1.9	2.9	1.0	Complied

Result: Pass

Transmitter Maximum Power Spectral Density (continued)

Results: 802.11ac / HT20 / MCS1 / MIMO / Port 1+2+3+4 / PWL 16 / 8 dBi Antenna / Port 1

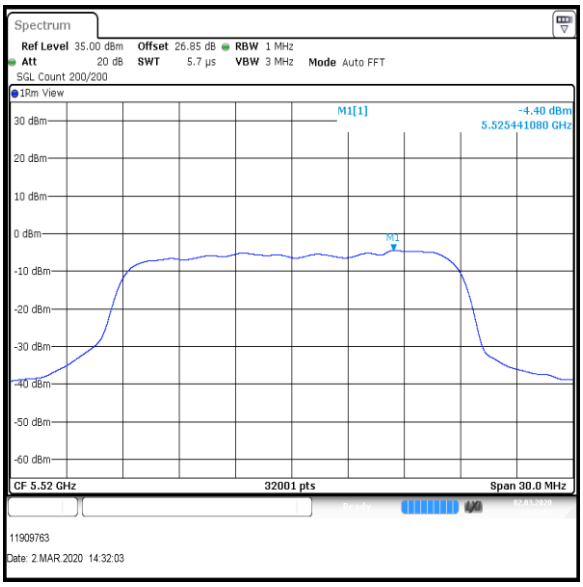

Bottom+1 Channel

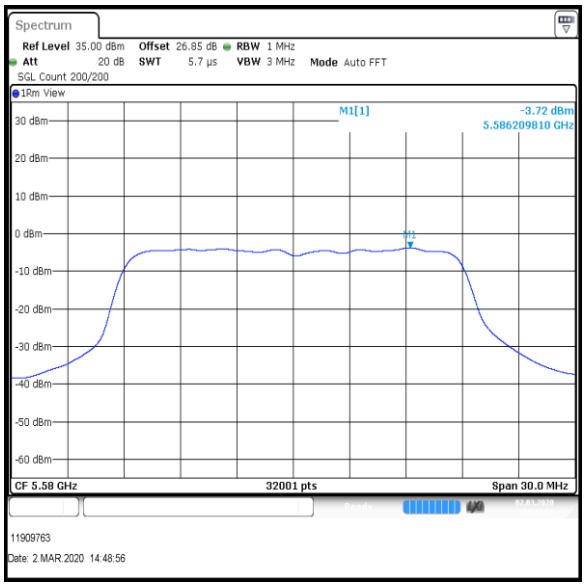

Middle Channel

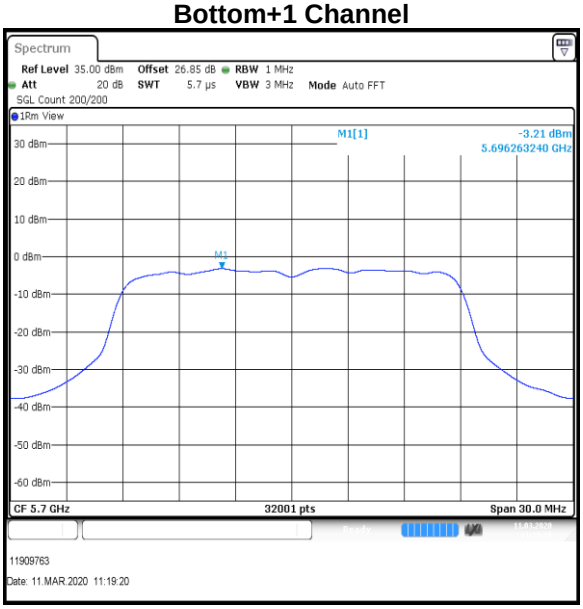

Top Channel

Result: Pass

Transmitter Maximum Power Spectral Density (continued)

Results: 802.11ac / HT20 / MCS1 / MIMO / Port 1+2+3+4 / PWL 16 / 8 dBi Antenna / Port 2

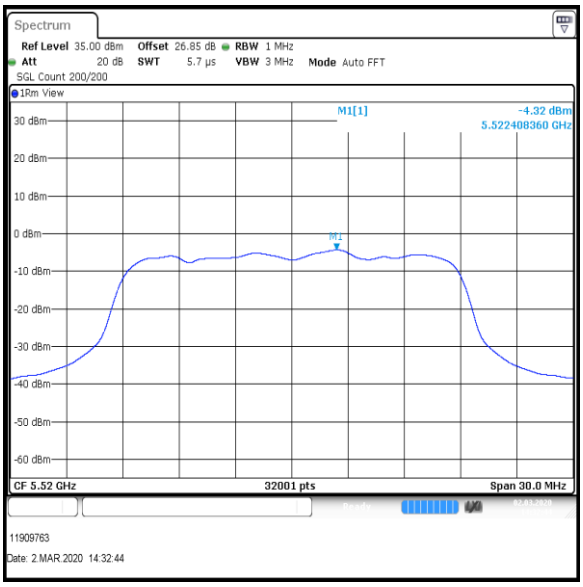

Bottom+1 Channel

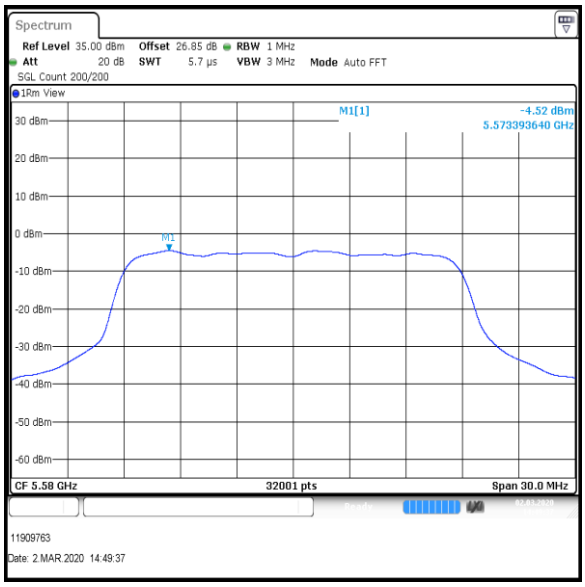

Middle Channel

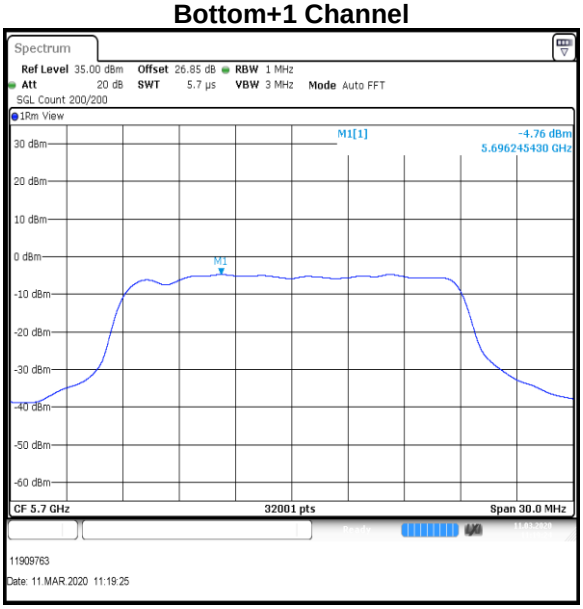

Top Channel

Result: Pass

Transmitter Maximum Power Spectral Density (continued)

Results: 802.11ac / HT20 / MCS1 / MIMO / Port 1+2+3+4 / PWL 16 / 8 dBi Antenna / Port 3

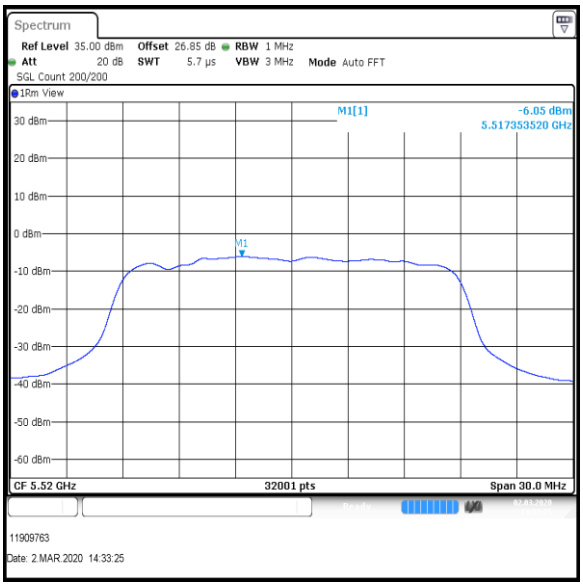

Bottom+1 Channel

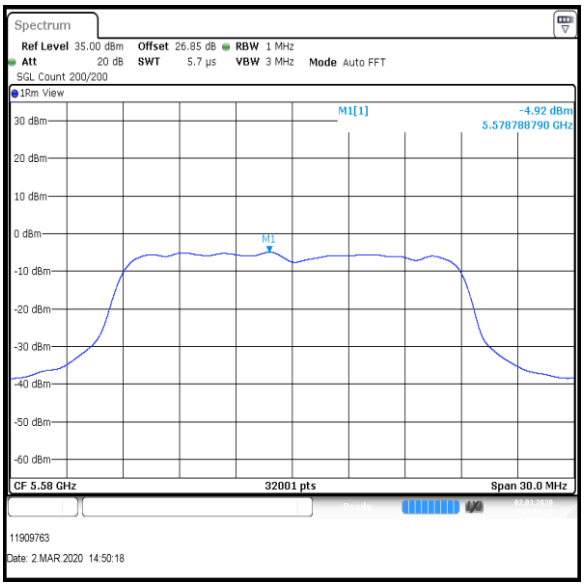

Middle Channel

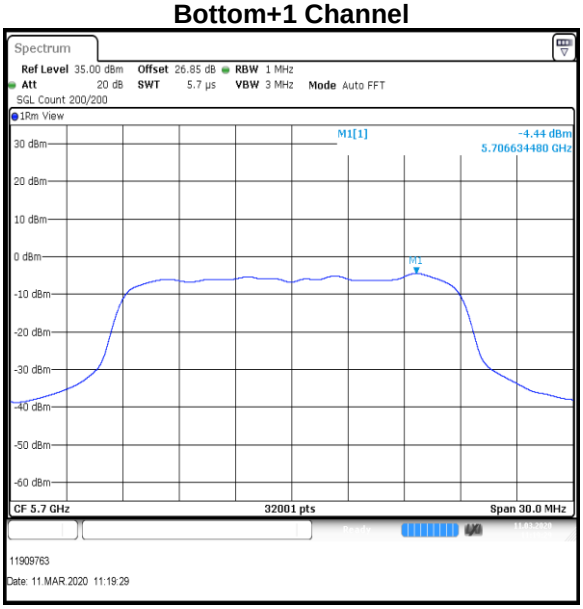

Top Channel

Result: Pass

Transmitter Maximum Power Spectral Density (continued)

Results: 802.11ac / HT20 / MCS1 / MIMO / Port 1+2+3+4 / PWL 16 / 8 dBi Antenna / Port 4

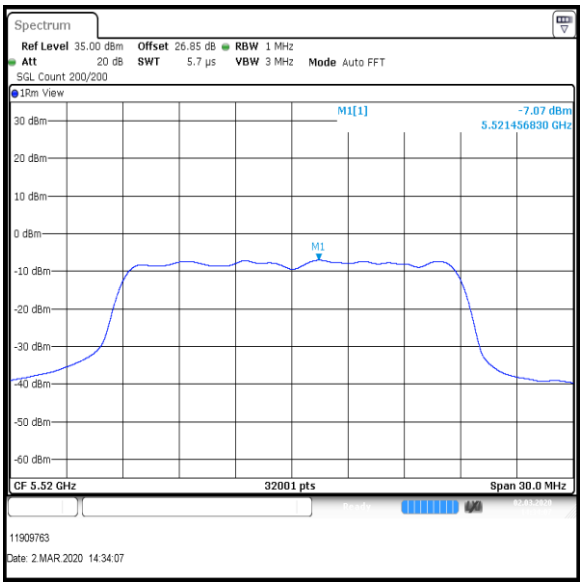

Bottom+1 Channel

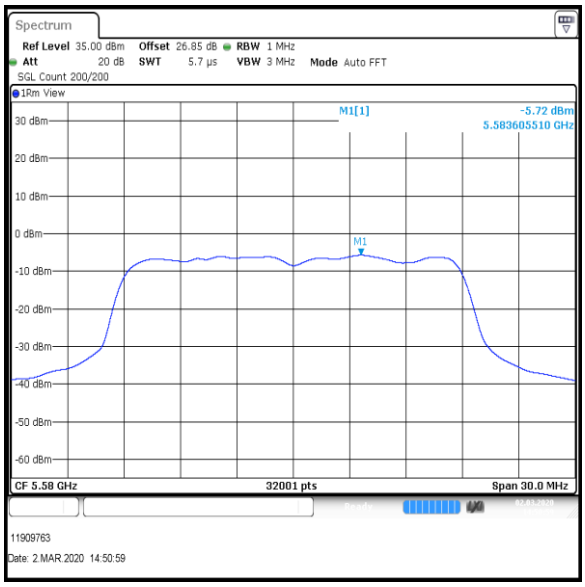

Middle Channel

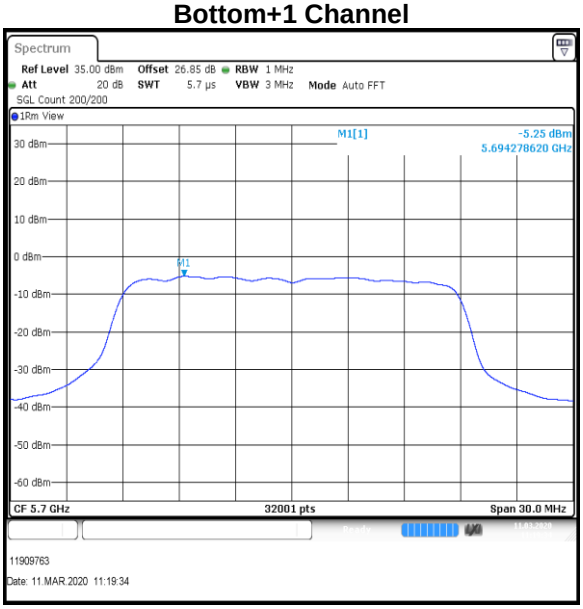

Top Channel

Result: Pass

Transmitter Maximum Power Spectral Density (continued)

Results: 802.11ac / HT20 / MCS2 / MIMO / Port 1+2+3+4 / PWL 15 / 8 dBi Antenna

Channel	Port 1 PSD (dBm/MHz)	Duty Cycle Correction (dB)	Port 1 Corrected PSD (dBm/MHz)	Port 2 PSD (dBm/MHz)	Duty Cycle Correction (dB)	Port 2 Corrected PSD (dBm/MHz)
Bottom	-5.1	0.7	-4.4	-5.0	0.7	-4.3

Channel	Port 3 PSD (dBm/MHz)	Duty Cycle Correction (dB)	Port 3 Corrected PSD (dBm/MHz)	Port 4 PSD (dBm/MHz)	Duty Cycle Correction (dB)	Port 4 Corrected PSD (dBm/MHz)
Bottom	-6.1	0.7	-5.4	-6.7	0.7	-6.0

Channel	Corrected PSD Port 1 (dBm/MHz)	Corrected PSD Port 2 (dBm/MHz)	Corrected PSD Port 3 (dBm/MHz)	Corrected PSD Port 4 (dBm/MHz)	Port 1+2+3+4 Combined PSD (dBm/MHz)
Bottom	-4.4	-4.3	-5.4	-6.0	0.6

Channel	Combined Conducted PSD (dBm/MHz)	Limit (dBm/MHz)	Margin (dB)	Result
Bottom	0.6	2.9	2.3	Complied

Result: Pass

Transmitter Maximum Power Spectral Density (continued)

Results: 802.11ac / HT20 / MCS2 / MIMO / Port 1+2+3+4 / PWL 15 / 8 dBi Antenna / Port 1

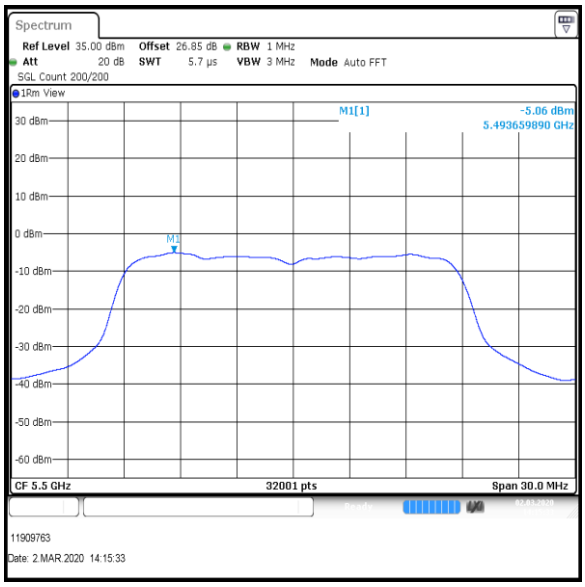

Bottom Channel

Result: Pass

Transmitter Maximum Power Spectral Density (continued)

Results: 802.11ac / HT20 / MCS2 / MIMO / Port 1+2+3+4 / PWL 15 / 8 dBi Antenna / Port 2

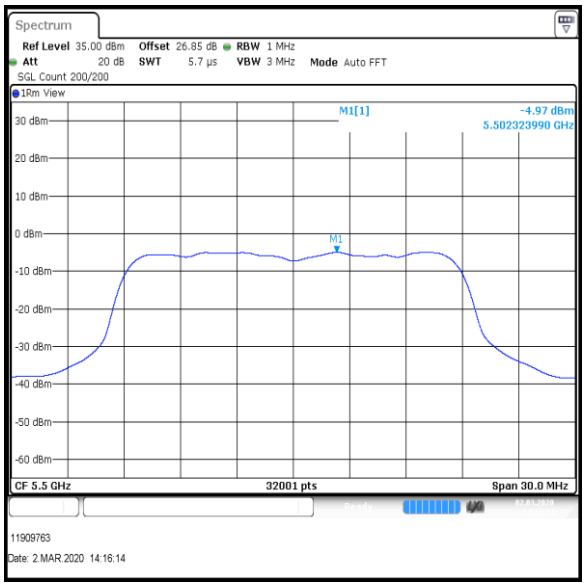

Bottom Channel

Result: Pass

Transmitter Maximum Power Spectral Density (continued)

Results: 802.11ac / HT20 / MCS2 / MIMO / Port 1+2+3+4 / PWL 15 / 8 dBi Antenna / Port 3

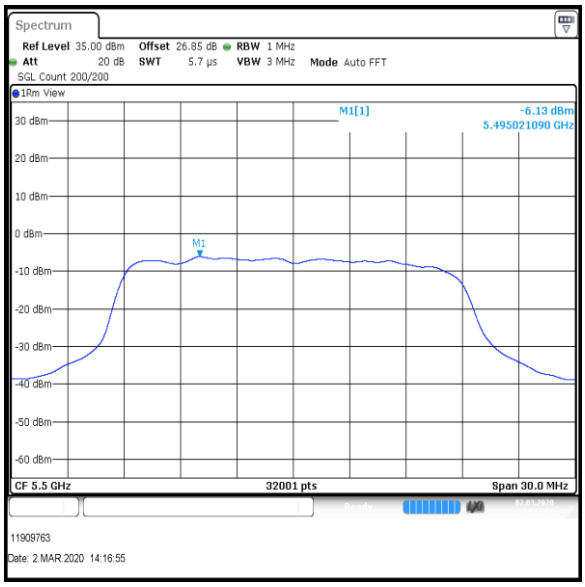

Bottom Channel

Result: Pass

Transmitter Maximum Power Spectral Density (continued)

Results: 802.11ac / HT20 / MCS2 / MIMO / Port 1+2+3+4 / PWL 15 / 8 dBi Antenna / Port 4

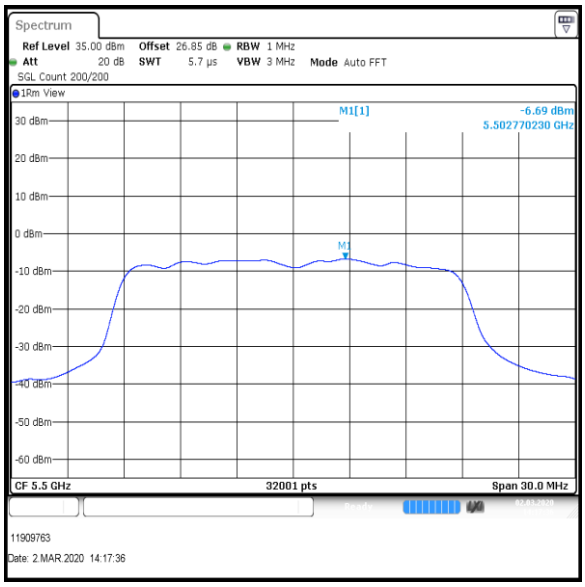

Bottom Channel

Result: Pass

Transmitter Maximum Power Spectral Density (continued)

Results: 802.11ac / HT20 / MCS2 / MIMO / Port 1+2+3+4 / PWL 16 / 8 dBi Antenna

Channel	Port 1 PSD (dBm/MHz)	Duty Cycle Correction (dB)	Port 1 Corrected PSD (dBm/MHz)	Port 2 PSD (dBm/MHz)	Duty Cycle Correction (dB)	Port 2 Corrected PSD (dBm/MHz)
Bottom+1	-6.4	0.7	-5.7	-7.0	0.7	-6.3
Middle	-4.3	0.7	-3.6	-4.9	0.7	-4.2
Top	-4.1	0.7	-3.4	-5.8	0.7	-5.1

Channel	Port 3 PSD (dBm/MHz)	Duty Cycle Correction (dB)	Port 3 Corrected PSD (dBm/MHz)	Port 4 PSD (dBm/MHz)	Duty Cycle Correction (dB)	Port 4 Corrected PSD (dBm/MHz)
Bottom+1	-7.1	0.7	-6.4	-7.9	0.7	-7.2
Middle	-4.6	0.7	-3.9	-6.3	0.7	-5.6
Top	-4.8	0.7	-4.1	-5.3	0.7	-4.6

Channel	Corrected PSD Port 1 (dBm/MHz)	Corrected PSD Port 2 (dBm/MHz)	Corrected PSD Port 3 (dBm/MHz)	Corrected PSD Port 4 (dBm/MHz)	Port 1+2+3+4 Combined PSD (dBm/MHz)
Bottom+1	-5.7	-6.3	-6.4	-7.2	-0.8
Middle	-3.6	-4.2	-3.9	-5.6	1.1
Top	-3.4	-5.1	-4.1	-4.6	1.5

Channel	Combined Conducted PSD (dBm/MHz)	Limit (dBm/MHz)	Margin (dB)	Result
Bottom+1	-0.8	2.9	3.7	Complied
Middle	1.1	2.9	1.8	Complied
Top	1.5	2.9	1.4	Complied

Result: Pass

Transmitter Maximum Power Spectral Density (continued)

Results: 802.11ac / HT20 / MCS2 / MIMO / Port 1+2+3+4 / PWL 16 / 8 dBi Antenna / Port 1

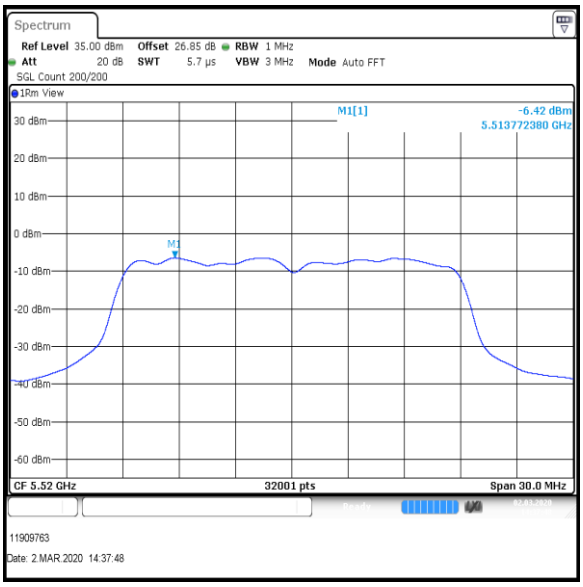

Bottom+1 Channel

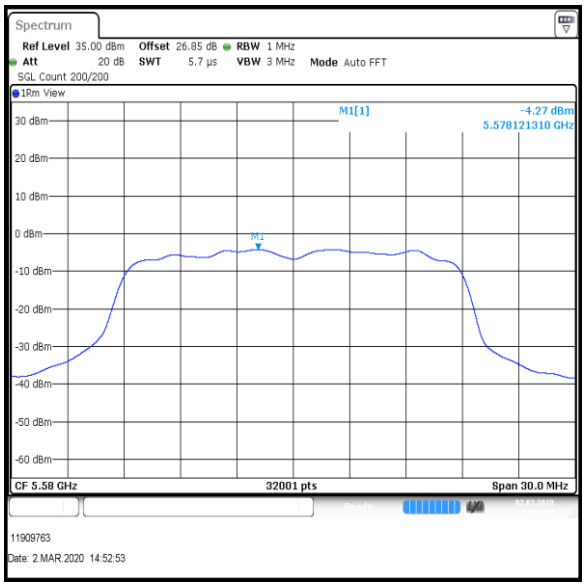

Middle Channel

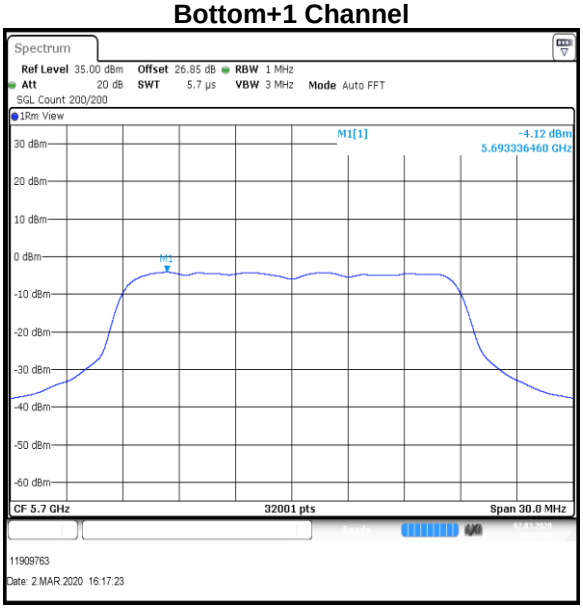

Top Channel

Result: Pass

Transmitter Maximum Power Spectral Density (continued)

Results: 802.11ac / HT20 / MCS2 / MIMO / Port 1+2+3+4 / PWL 16 / 8 dBi Antenna / Port 2

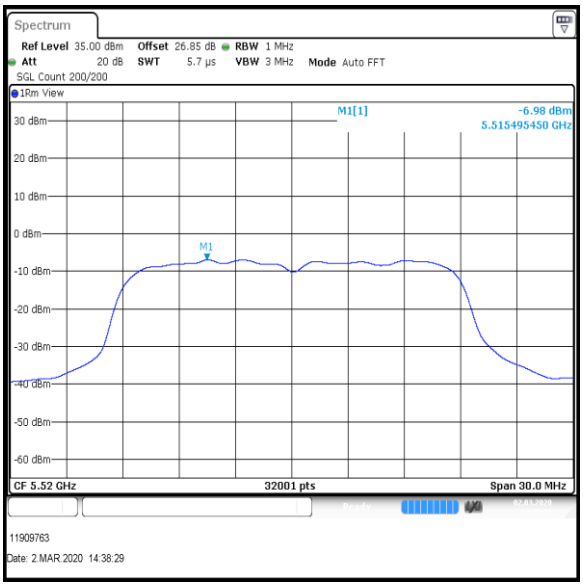

Bottom+1 Channel

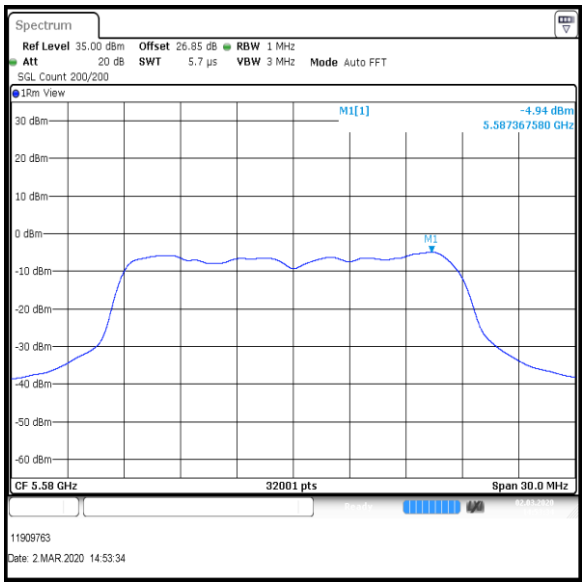

Middle Channel

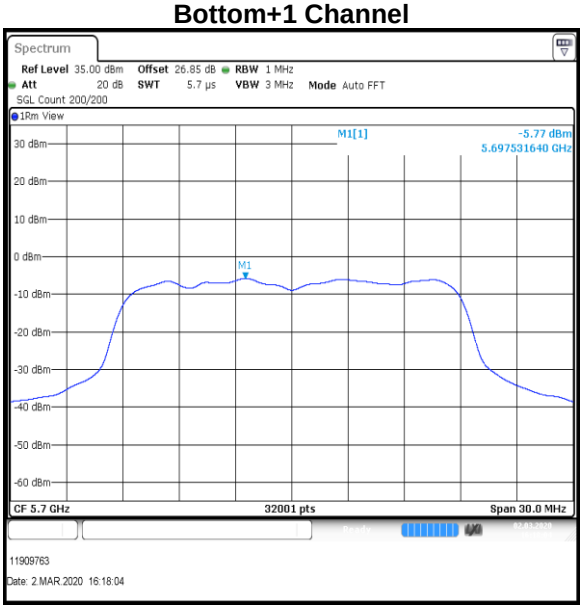

Top Channel

Result: Pass

Transmitter Maximum Power Spectral Density (continued)

Results: 802.11ac / HT20 / MCS2 / MIMO / Port 1+2+3+4 / PWL 16 / 8 dBi Antenna / Port 3

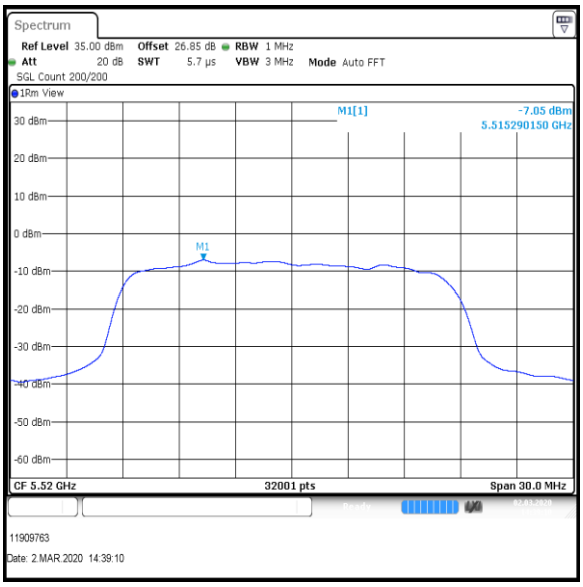

Bottom+1 Channel

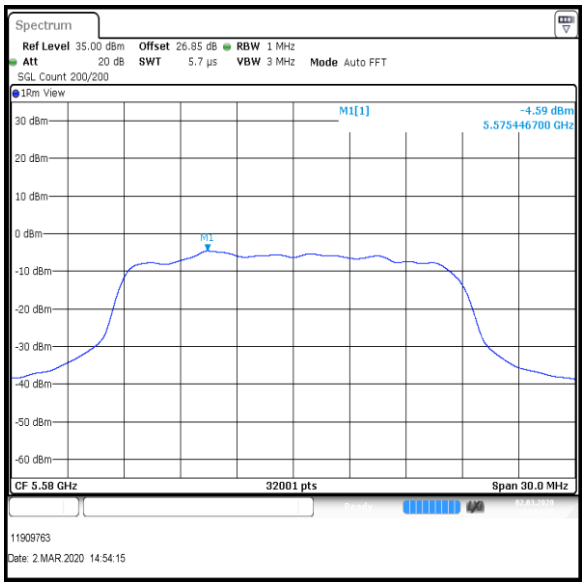

Middle Channel

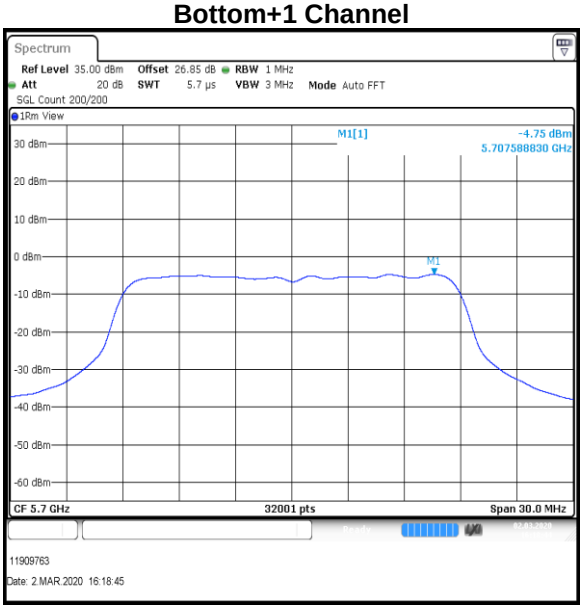

Top Channel

Result: Pass

Transmitter Maximum Power Spectral Density (continued)

Results: 802.11ac / HT20 / MCS2 / MIMO / Port 1+2+3+4 / PWL 16 / 8 dBi Antenna / Port 4

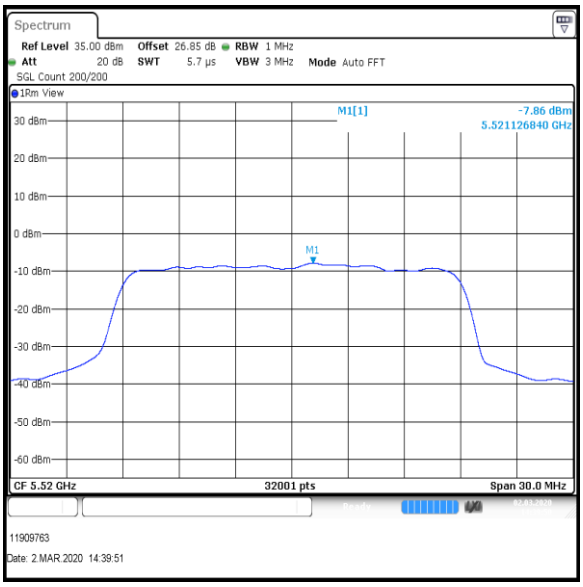

Bottom+1 Channel

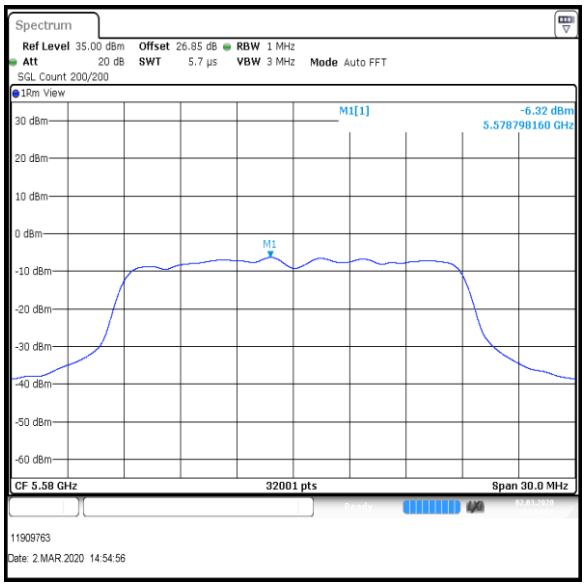

Middle Channel

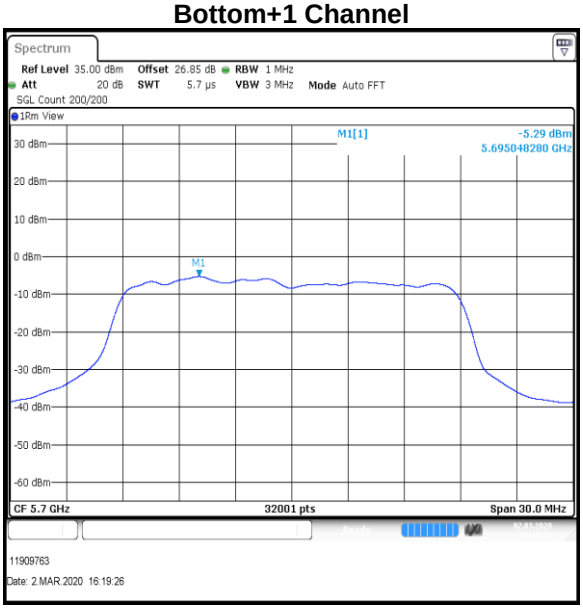

Top Channel

Result: Pass

Transmitter Maximum Power Spectral Density (continued)

Results: 802.11n / HT40 / MCS3 / MIMO / Port 1+2+3+4 / PWL 15 / 8 dBi Antenna

Channel	Port 1 PSD (dBm/MHz)	Duty Cycle Correction (dB)	Port 1 Corrected PSD (dBm/MHz)	Port 2 PSD (dBm/MHz)	Duty Cycle Correction (dB)	Port 2 Corrected PSD (dBm/MHz)
Bottom	-9.0	1.4	-7.6	-8.3	1.4	-6.9
Middle	-7.3	1.4	-5.9	-8.5	1.4	-7.1
Top	-7.2	1.4	-5.8	-9.2	1.4	-7.8

Channel	Port 3 PSD (dBm/MHz)	Duty Cycle Correction (dB)	Port 3 Corrected PSD (dBm/MHz)	Port 4 PSD (dBm/MHz)	Duty Cycle Correction (dB)	Port 4 Corrected PSD (dBm/MHz)
Bottom	-9.7	1.4	-8.3	-10.3	1.4	-8.9
Middle	-8.5	1.4	-7.1	-9.5	1.4	-8.1
Top	-8.5	1.4	-7.1	-9.3	1.4	-7.9

Channel	Corrected PSD Port 1 (dBm/MHz)	Corrected PSD Port 2 (dBm/MHz)	Corrected PSD Port 3 (dBm/MHz)	Corrected PSD Port 4 (dBm/MHz)	Port 1+2+3+4 Combined PSD (dBm/MHz)
Bottom	-7.6	-6.9	-8.3	-8.9	-2.4
Middle	-5.9	-7.1	-7.1	-8.1	-1.2
Top	-5.8	-7.8	-7.1	-7.9	-1.6

Channel	Combined Conducted PSD (dBm/MHz)	Limit (dBm/MHz)	Margin (dB)	Result
Bottom	-2.4	2.9	5.3	Complied
Middle	-1.2	2.9	4.1	Complied
Top	-1.6	2.9	4.5	Complied

Result: Pass

Transmitter Maximum Power Spectral Density (continued)

Results: 802.11n / HT40 / MCS3 / MIMO / Port 1+2+3+4 / PWL 15 / 8 dBi Antenna / Port 1

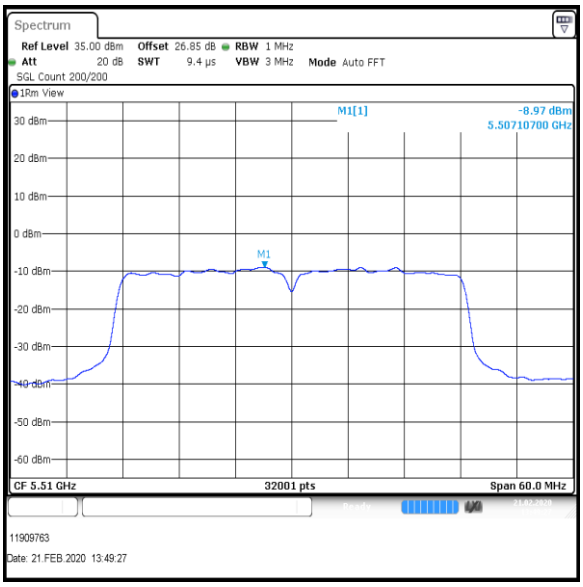

Bottom Channel

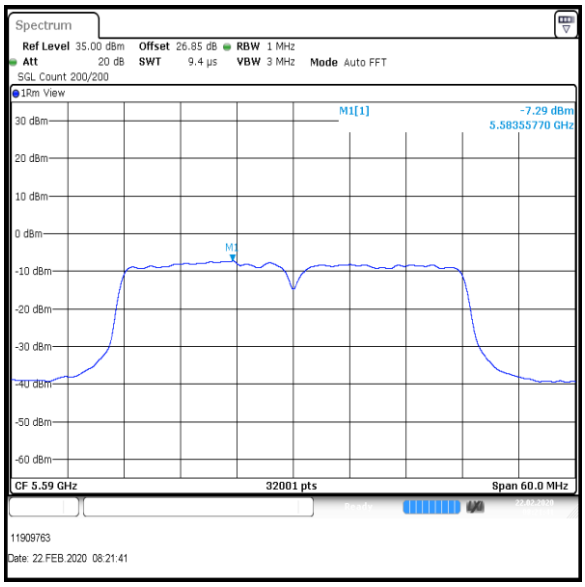

Middle Channel

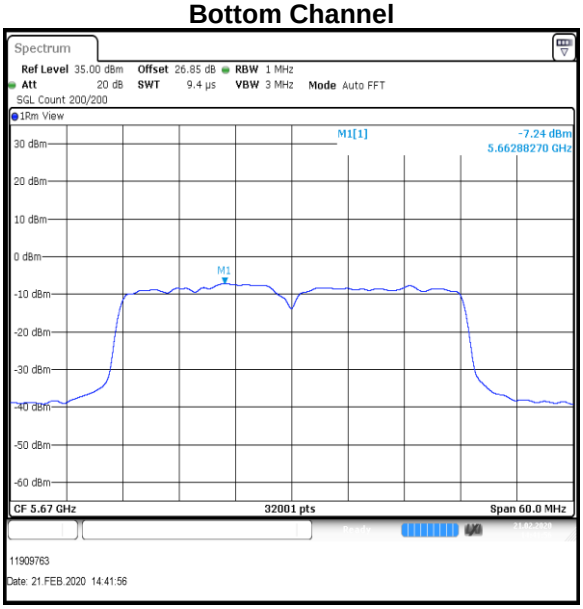

Top Channel

Result: Pass

Transmitter Maximum Power Spectral Density (continued)

Results: 802.11n / HT40 / MCS3 / MIMO / Port 1+2+3+4 / PWL 15 / 8 dBi Antenna / Port 2

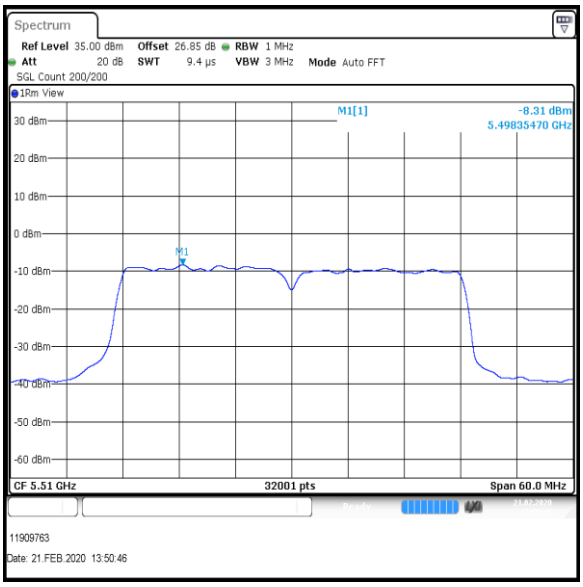

Bottom Channel

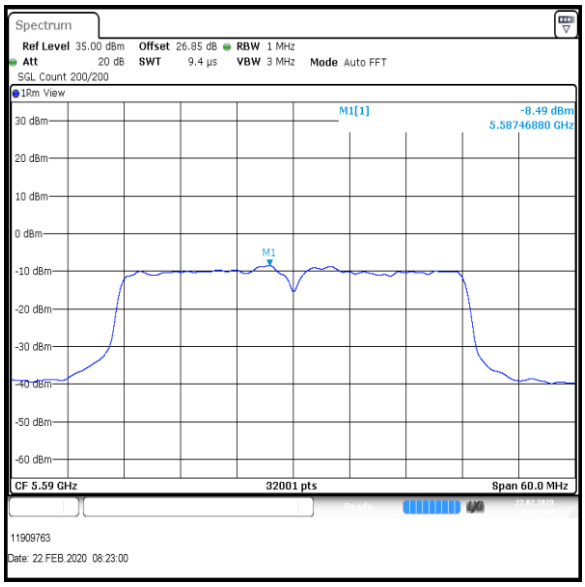

Middle Channel

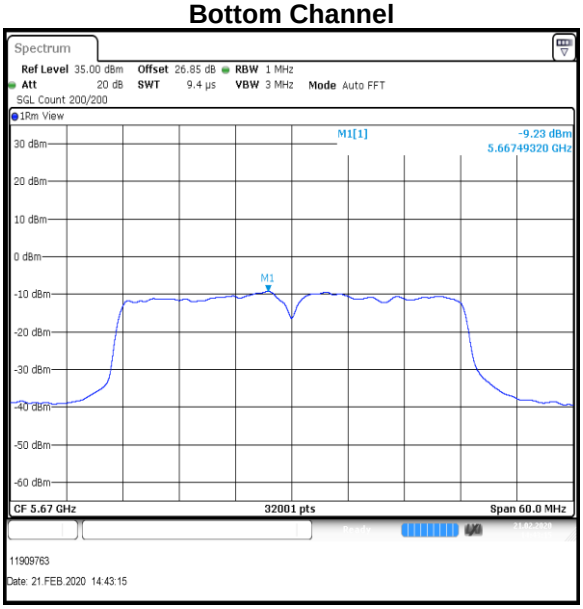

Top Channel

Result: Pass

Transmitter Maximum Power Spectral Density (continued)

Results: 802.11n / HT40 / MCS3 / MIMO / Port 1+2+3+4 / PWL 15 / 8 dBi Antenna / Port 3

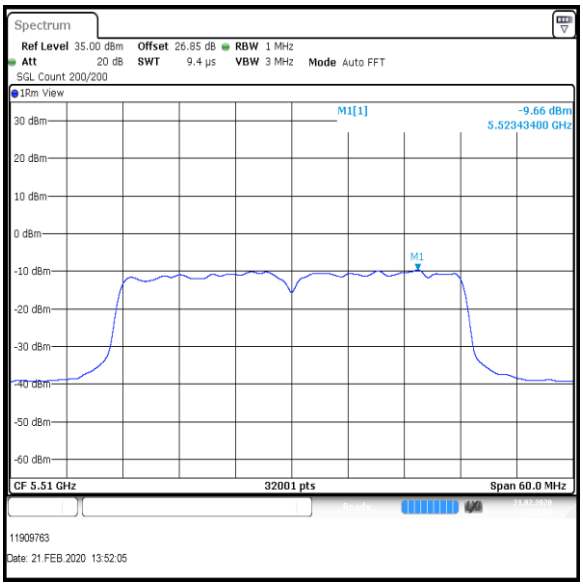

Bottom Channel

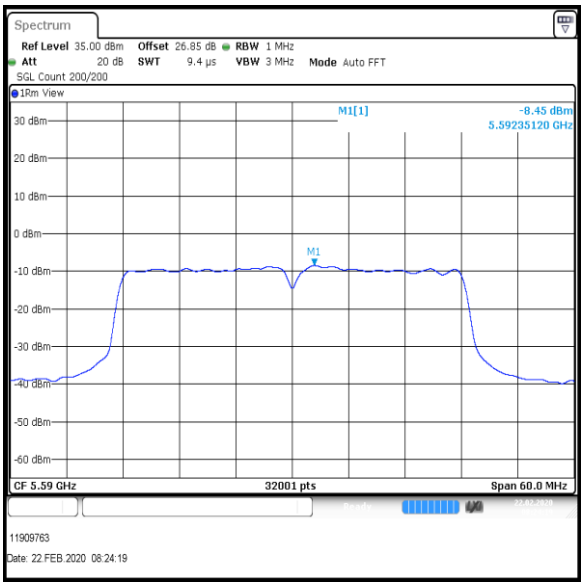

Middle Channel

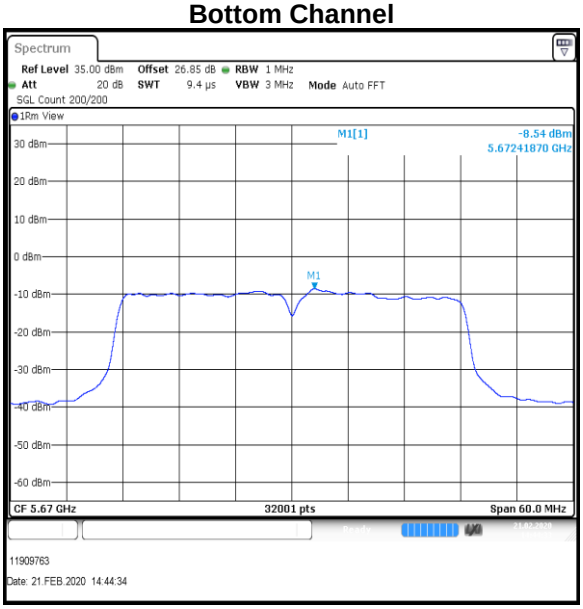

Top Channel

Result: Pass

Transmitter Maximum Power Spectral Density (continued)

Results: 802.11n / HT40 / MCS3 / MIMO / Port 1+2+3+4 / PWL 15 / 8 dBi Antenna / Port 4

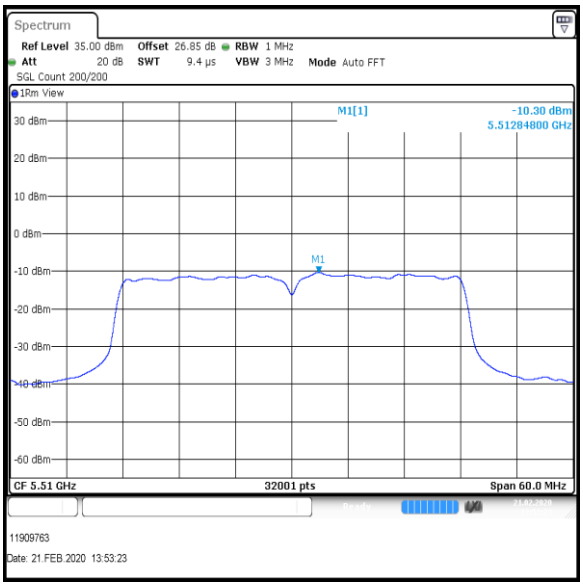

Bottom Channel

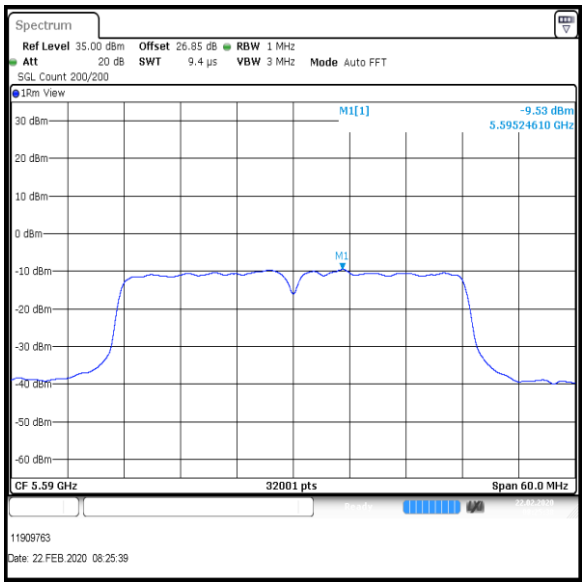

Middle Channel

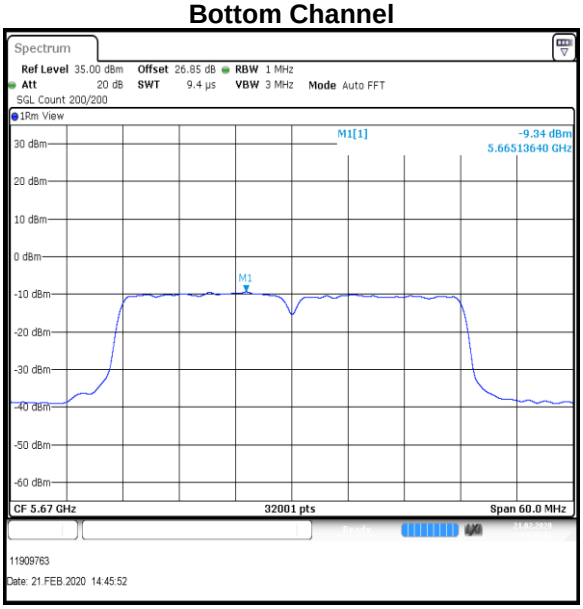

Top Channel

Result: Pass

Transmitter Maximum Power Spectral Density (continued)

Results: 802.11n / HT40 / MCS7 / MIMO / Port 1+2+3+4 / PWL 15 / 8 dBi Antenna

Channel	Port 1 PSD (dBm/MHz)	Duty Cycle Correction (dB)	Port 1 Corrected PSD (dBm/MHz)	Port 2 PSD (dBm/MHz)	Duty Cycle Correction (dB)	Port 2 Corrected PSD (dBm/MHz)
Bottom	-9.4	3.5	-5.9	-9.0	3.5	-5.5
Middle	-10.1	3.5	-6.6	-11.9	3.5	-8.4
Top	-9.3	3.5	-5.8	-11.2	3.5	-7.7

Channel	Port 3 PSD (dBm/MHz)	Duty Cycle Correction (dB)	Port 3 Corrected PSD (dBm/MHz)	Port 4 PSD (dBm/MHz)	Duty Cycle Correction (dB)	Port 4 Corrected PSD (dBm/MHz)
Bottom	-10.3	3.5	-6.8	-11.1	3.5	-7.6
Middle	-10.5	3.5	-7.0	-11.7	3.5	-8.2
Top	-10.5	3.5	-7.0	-10.7	3.5	-7.2

Channel	Corrected PSD Port 1 (dBm/MHz)	Corrected PSD Port 2 (dBm/MHz)	Corrected PSD Port 3 (dBm/MHz)	Corrected PSD Port 4 (dBm/MHz)	Port 1+2+3+4 Combined PSD (dBm/MHz)
Bottom	-5.9	-5.5	-6.8	-7.6	-0.8
Middle	-6.6	-8.4	-7.0	-8.2	-1.7
Top	-5.8	-7.7	-7.0	-7.2	-0.8

Channel	Combined Conducted PSD (dBm/MHz)	Limit (dBm/MHz)	Margin (dB)	Result
Bottom	-0.8	2.9	3.7	Complied
Middle	-1.7	2.9	4.6	Complied
Top	-0.8	2.9	3.7	Complied

Result: Pass

Transmitter Maximum Power Spectral Density (continued)

Results: 802.11n / HT40 / MCS7 / MIMO / Port 1+2+3+4 / PWL 15 / 8 dBi Antenna / Port 1

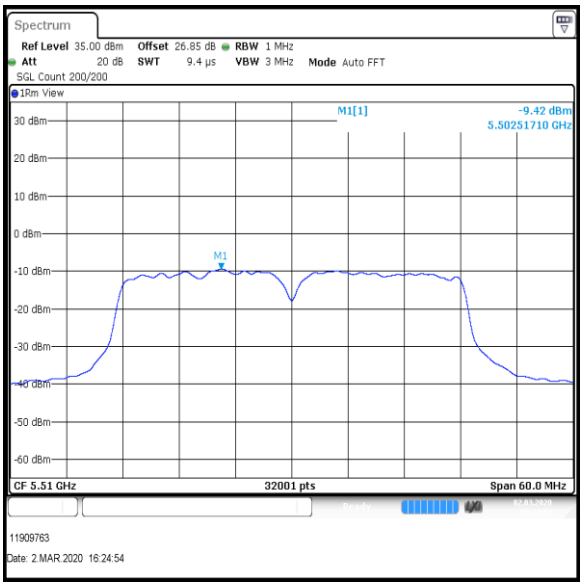

Bottom Channel

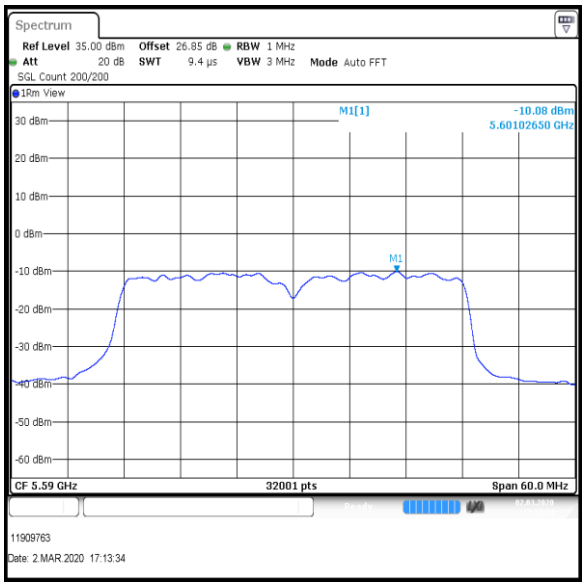

Middle Channel

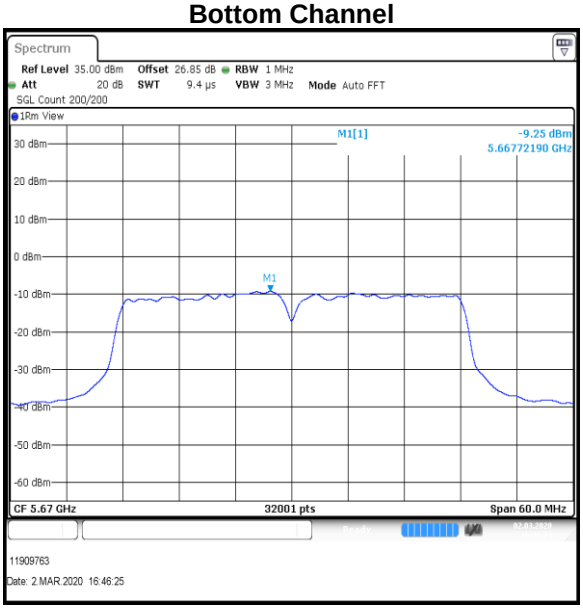

Top Channel

Result: Pass

Transmitter Maximum Power Spectral Density (continued)

Results: 802.11n / HT40 / MCS7 / MIMO / Port 1+2+3+4 / PWL 15 / 8 dBi Antenna / Port 2

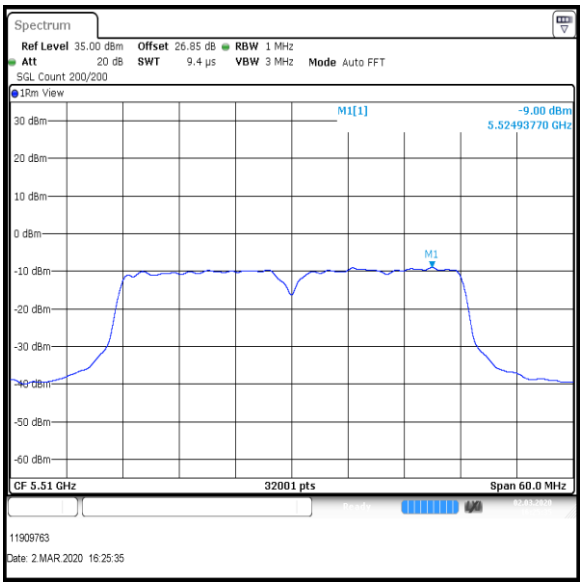

Bottom Channel

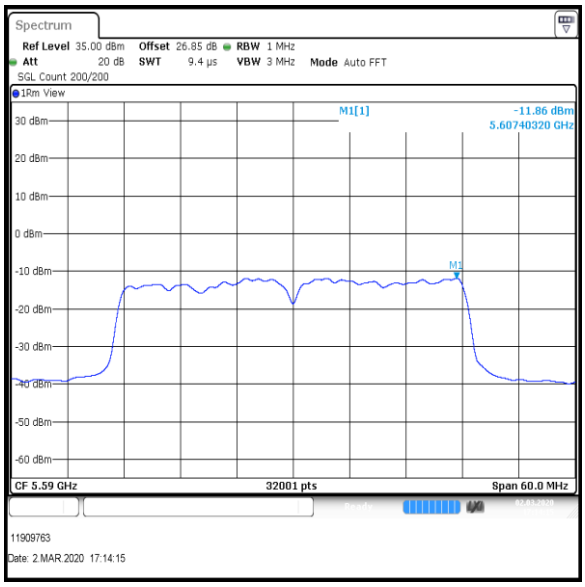

Middle Channel

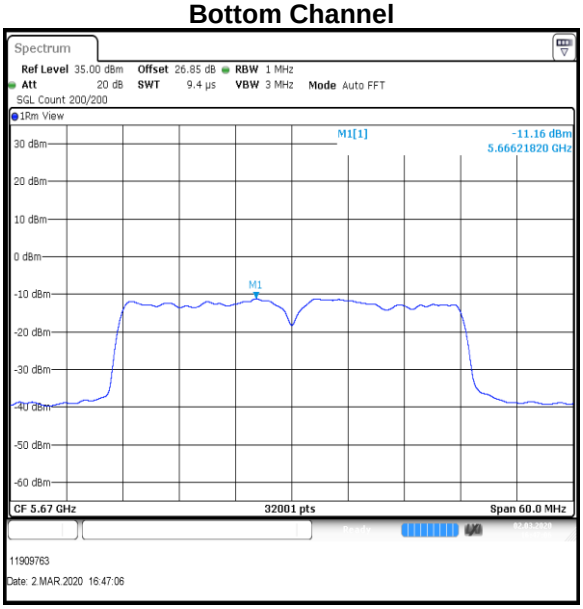

Top Channel

Result: Pass

Transmitter Maximum Power Spectral Density (continued)

Results: 802.11n / HT40 / MCS7 / MIMO / Port 1+2+3+4 / PWL 15 / 8 dBi Antenna / Port 3

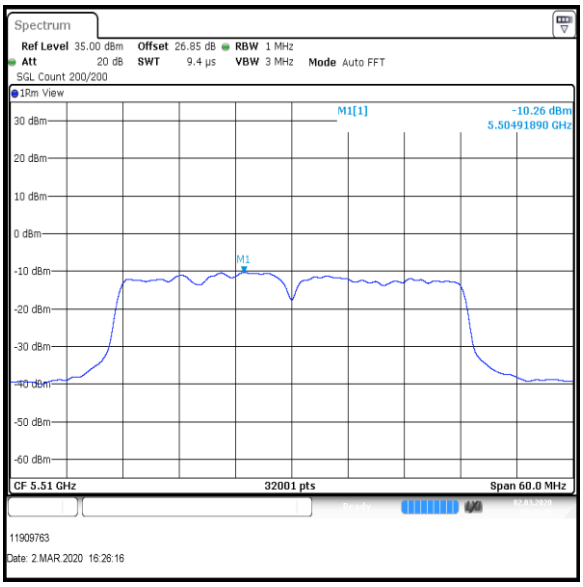

Bottom Channel

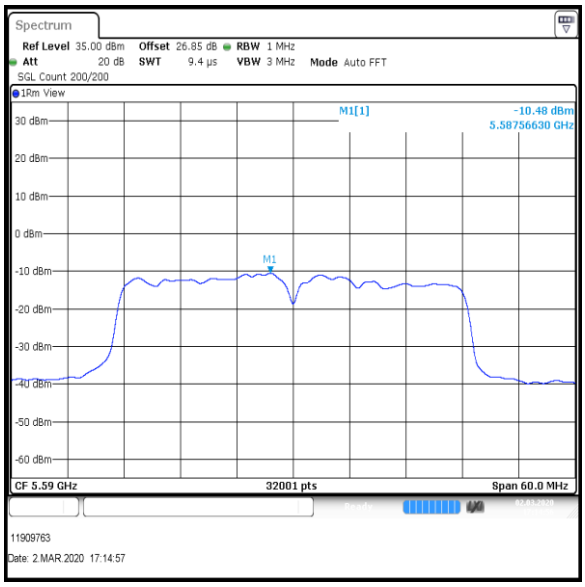

Middle Channel

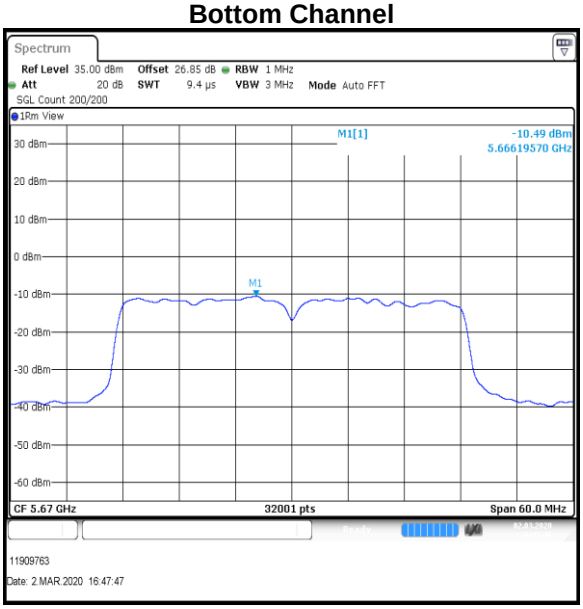

Top Channel

Result: Pass

Transmitter Maximum Power Spectral Density (continued)

Results: 802.11n / HT40 / MCS7 / MIMO / Port 1+2+3+4 / PWL 15 / 8 dBi Antenna / Port 4

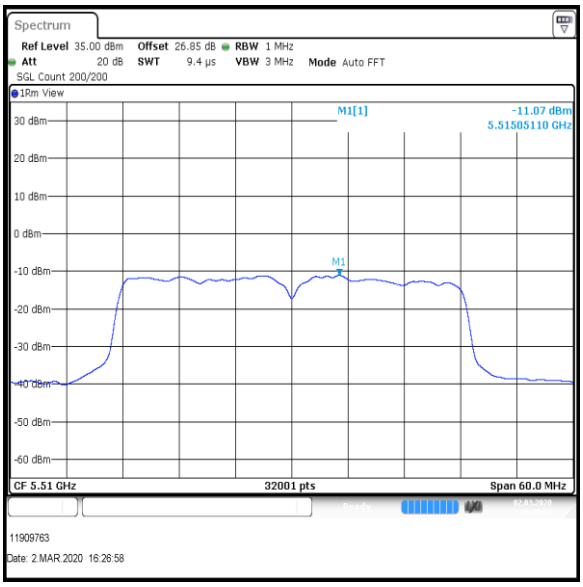

Bottom Channel

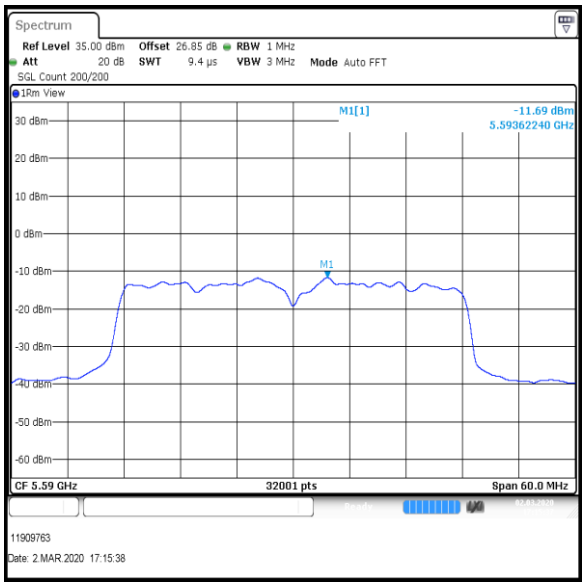

Middle Channel

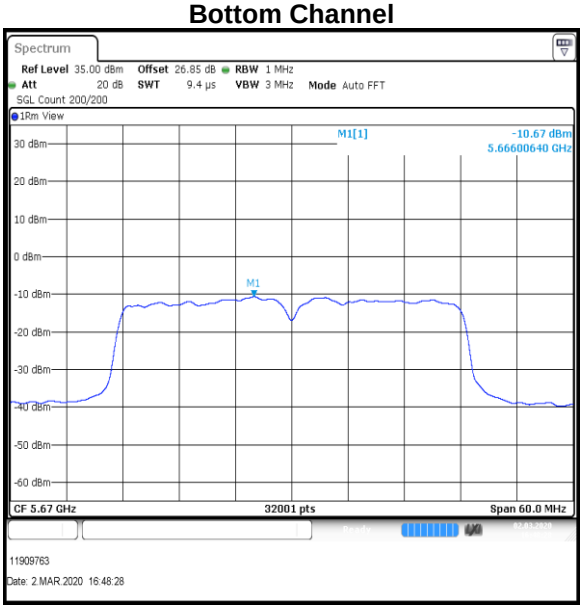

Top Channel

Result: Pass

Transmitter Maximum Power Spectral Density (continued)

Results: 802.11ac / HT40 / MCS3 / MIMO / Port 1+2+3+4 / PWL 15 / 8 dBi Antenna

Channel	Port 1 PSD (dBm/MHz)	Duty Cycle Correction (dB)	Port 1 Corrected PSD (dBm/MHz)	Port 2 PSD (dBm/MHz)	Duty Cycle Correction (dB)	Port 2 Corrected PSD (dBm/MHz)
Bottom	-9.0	2.3	-6.7	-9.1	2.3	-6.8
Middle	-8.1	2.3	-5.8	-10.3	2.3	-8.0
Top	-7.9	2.3	-5.6	-10.5	2.3	-8.2

Channel	Port 3 PSD (dBm/MHz)	Duty Cycle Correction (dB)	Port 3 Corrected PSD (dBm/MHz)	Port 4 PSD (dBm/MHz)	Duty Cycle Correction (dB)	Port 4 Corrected PSD (dBm/MHz)
Bottom	-10.5	2.3	-8.2	-10.5	2.3	-8.2
Middle	-10.1	2.3	-7.8	-11.3	2.3	-9.0
Top	-10.3	2.3	-8.0	-10.4	2.3	-8.1

Channel	Corrected PSD Port 1 (dBm/MHz)	Corrected PSD Port 2 (dBm/MHz)	Corrected PSD Port 3 (dBm/MHz)	Corrected PSD Port 4 (dBm/MHz)	Port 1+2+3+4 Combined PSD (dBm/MHz)
Bottom	-6.7	-6.8	-8.2	-8.2	-1.8
Middle	-5.8	-8.0	-7.8	-9.0	-2.2
Top	-5.6	-8.2	-8.0	-8.1	-2.1

Channel	Combined Conducted PSD (dBm/MHz)	Limit (dBm/MHz)	Margin (dB)	Result
Bottom	-1.8	2.9	4.7	Complied
Middle	-2.2	2.9	5.1	Complied
Top	-2.1	2.9	5.0	Complied

Result: Pass

Transmitter Maximum Power Spectral Density (continued)

Results: 802.11ac / HT40 / MCS3 / MIMO / Port 1+2+3+4 / PWL 15 / 8 dBi Antenna / Port 1

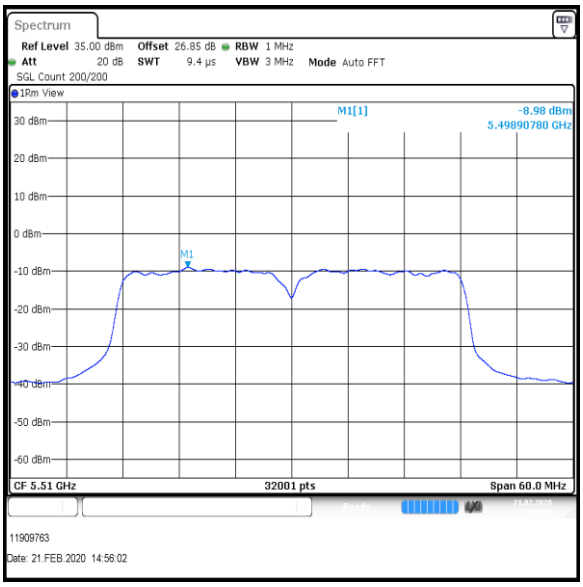

Bottom Channel

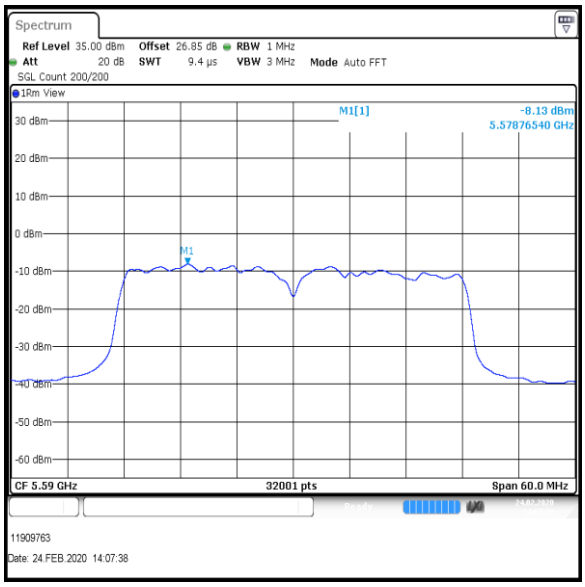

Middle Channel

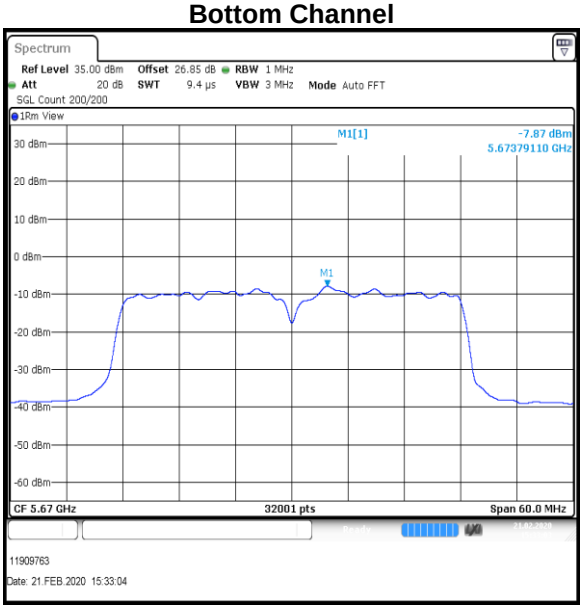

Top Channel

Result: Pass

Transmitter Maximum Power Spectral Density (continued)

Results: 802.11ac / HT40 / MCS3 / MIMO / Port 1+2+3+4 / PWL 15 / 8 dBi Antenna / Port 2

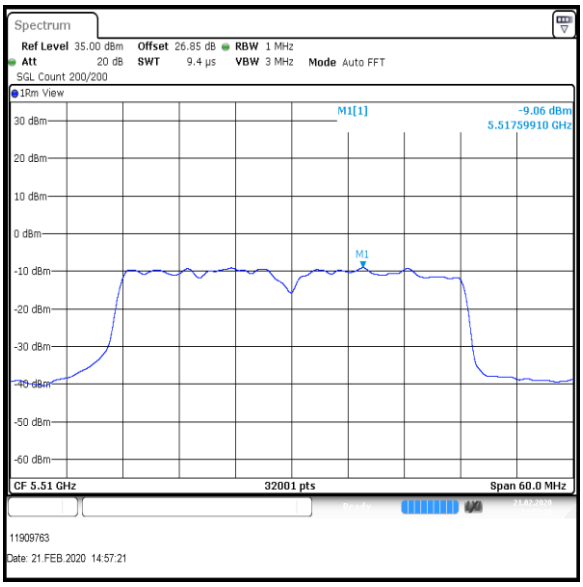

Bottom Channel

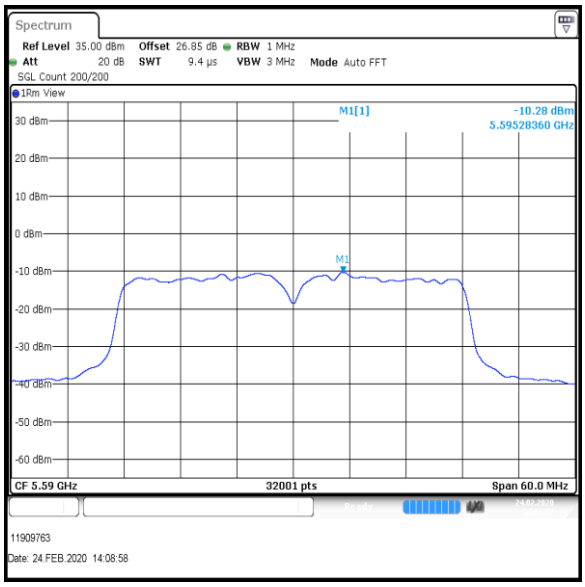

Middle Channel

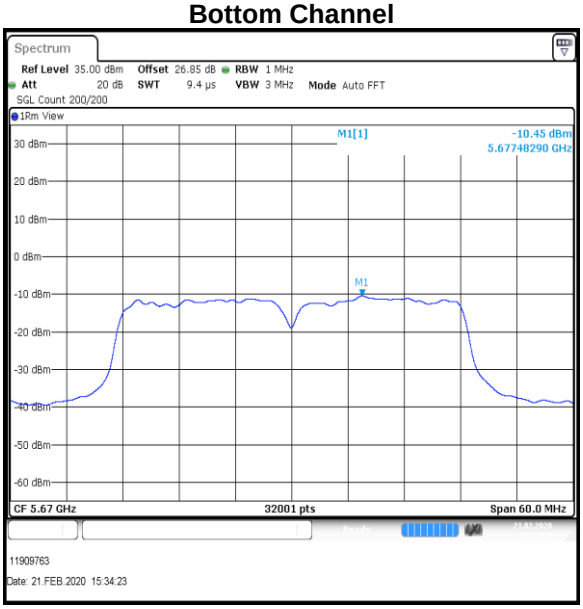

Top Channel

Result: Pass

Transmitter Maximum Power Spectral Density (continued)

Results: 802.11ac / HT40 / MCS3 / MIMO / Port 1+2+3+4 / PWL 15 / 8 dBi Antenna / Port 3

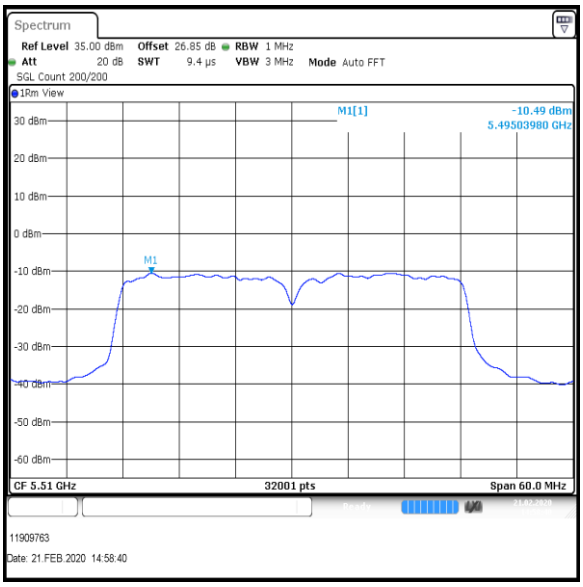

Bottom Channel

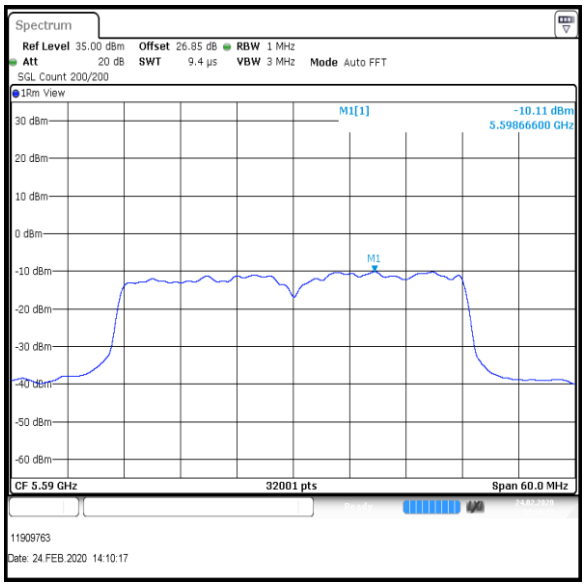

Middle Channel

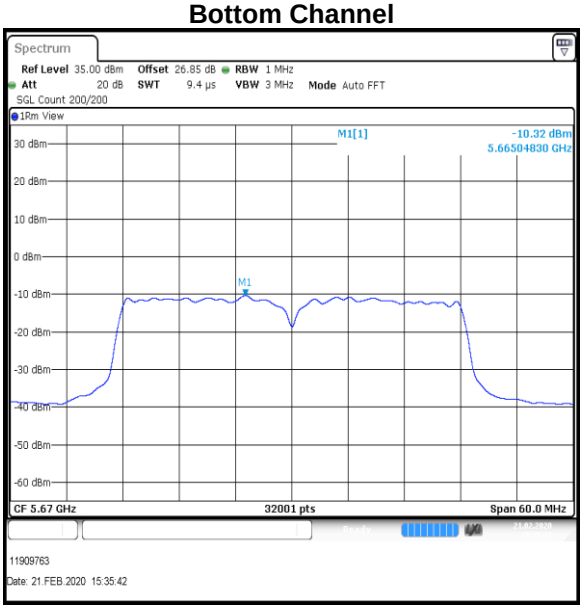

Top Channel

Result: Pass

Transmitter Maximum Power Spectral Density (continued)

Results: 802.11ac / HT40 / MCS3 / MIMO / Port 1+2+3+4 / PWL 15 / 8 dBi Antenna / Port 4

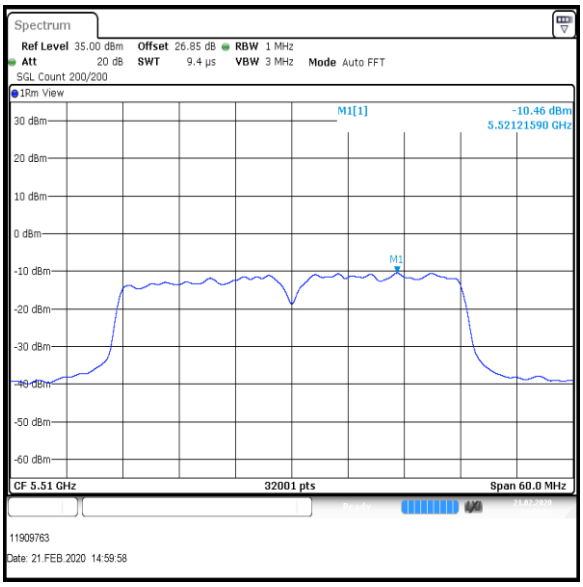

Bottom Channel

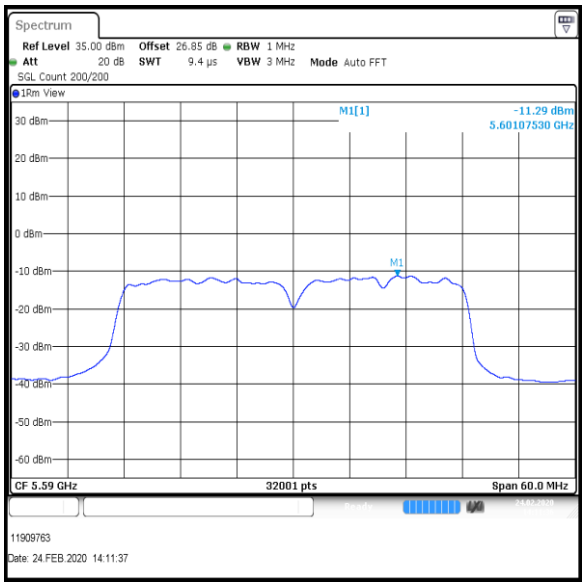

Middle Channel

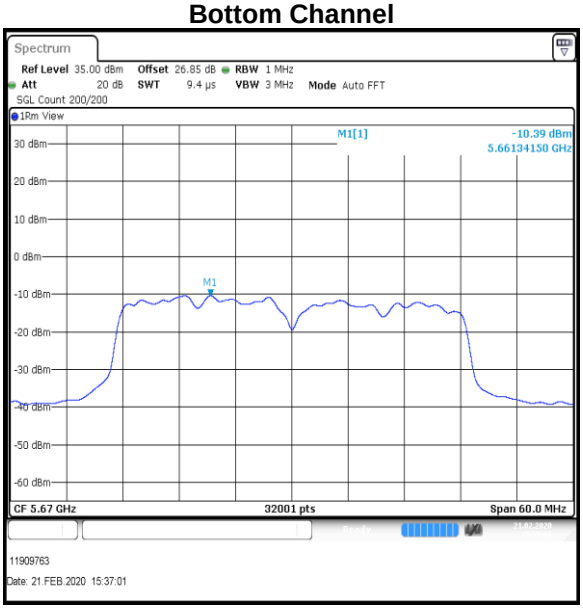

Top Channel

Result: Pass

Transmitter Maximum Power Spectral Density (continued)

Results: 802.11ac / HT40 / MCS7 / MIMO / Port 1+2+3+4 / PWL 15 / 8 dBi Antenna

Channel	Port 1 PSD (dBm/MHz)	Duty Cycle Correction (dB)	Port 1 Corrected PSD (dBm/MHz)	Port 2 PSD (dBm/MHz)	Duty Cycle Correction (dB)	Port 2 Corrected PSD (dBm/MHz)
Bottom	-10.4	2.7	-7.7	-9.2	2.7	-6.5
Middle	-9.4	2.7	-6.7	-11.2	2.7	-8.5
Top	-9.4	2.7	-6.7	-11.7	2.7	-9.0

Channel	Port 3 PSD (dBm/MHz)	Duty Cycle Correction (dB)	Port 3 Corrected PSD (dBm/MHz)	Port 4 PSD (dBm/MHz)	Duty Cycle Correction (dB)	Port 4 Corrected PSD (dBm/MHz)
Bottom	-11.4	2.7	-8.7	-11.8	2.7	-9.1
Middle	-10.7	2.7	-8.0	-10.9	2.7	-8.2
Top	-11.4	2.7	-8.7	-11.7	2.7	-9.0

Channel	Corrected PSD Port 1 (dBm/MHz)	Corrected PSD Port 2 (dBm/MHz)	Corrected PSD Port 3 (dBm/MHz)	Corrected PSD Port 4 (dBm/MHz)	Port 1+2+3+4 Combined PSD (dBm/MHz)
Bottom	-7.7	-6.5	-8.7	-9.1	-2.3
Middle	-6.7	-8.5	-8.0	-8.2	-2.5
Top	-6.7	-9.0	-8.7	-9.0	-2.7

Channel	Combined Conducted PSD (dBm/MHz)	Limit (dBm/MHz)	Margin (dB)	Result
Bottom	-2.3	2.9	5.2	Complied
Middle	-2.5	2.9	5.4	Complied
Top	-2.7	2.9	5.6	Complied

Result: Pass

Transmitter Maximum Power Spectral Density (continued)

Results: 802.11ac / HT40 / MCS7 / MIMO / Port 1+2+3+4 / PWL 15 / 8 dBi Antenna / Port 1

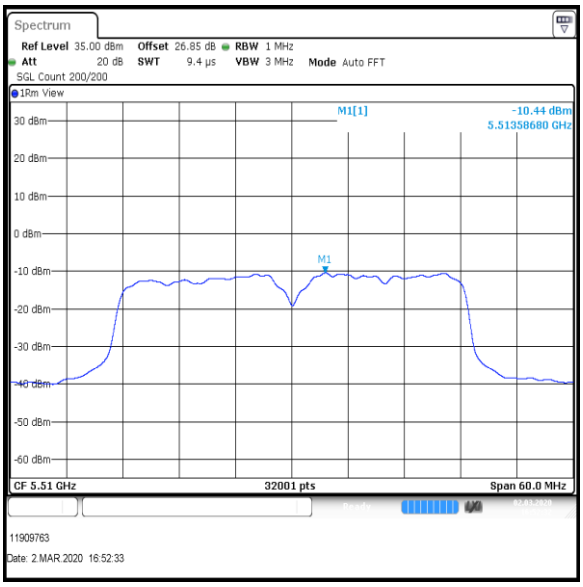

Bottom Channel

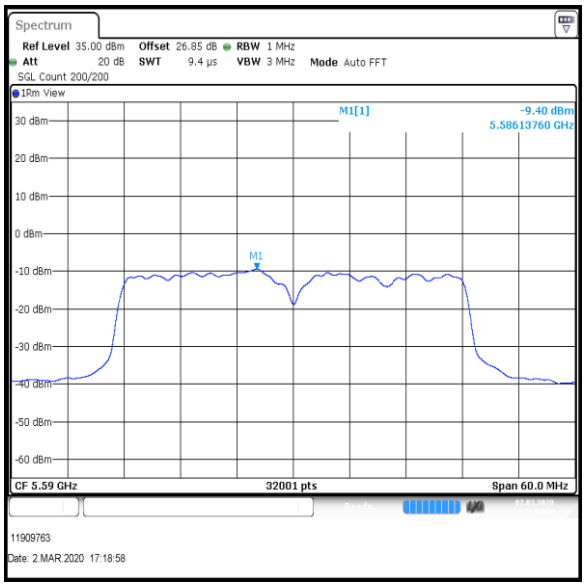

Middle Channel

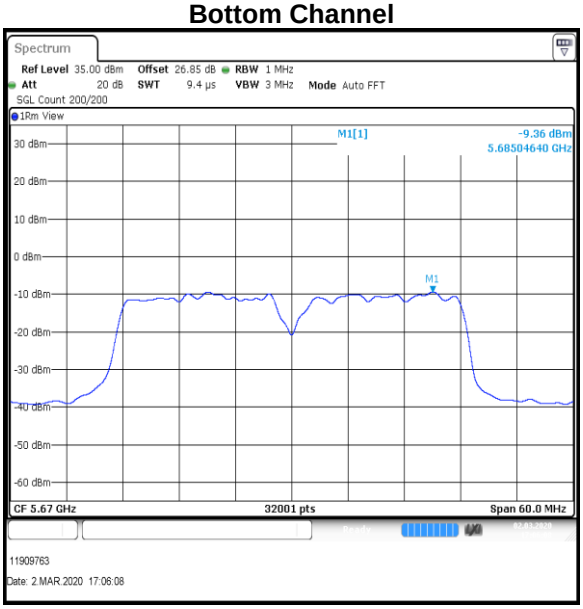

Top Channel

Result: Pass

Transmitter Maximum Power Spectral Density (continued)

Results: 802.11ac / HT40 / MCS7 / MIMO / Port 1+2+3+4 / PWL 15 / 8 dBi Antenna / Port 2

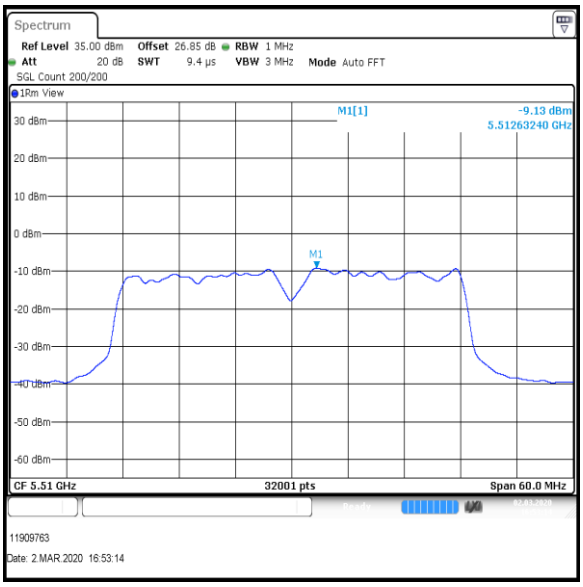

Bottom Channel

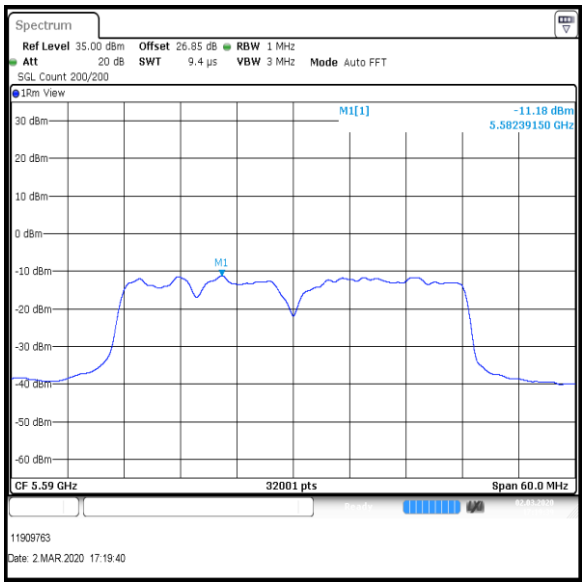

Middle Channel

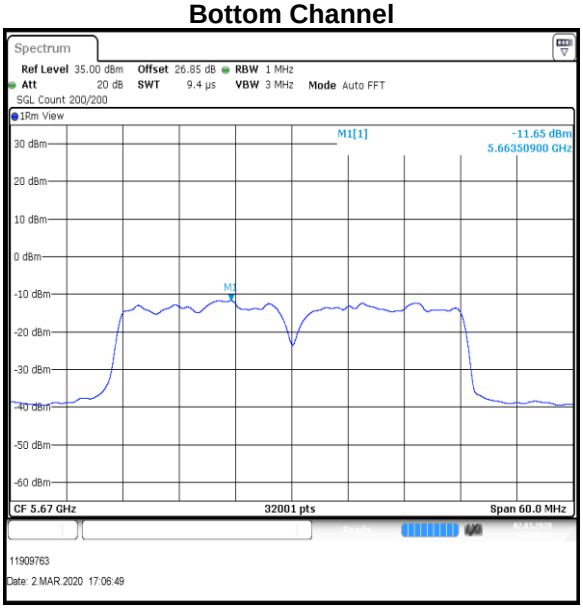

Top Channel

Result: Pass