Transmitter Maximum Conducted Output Power (continued)

Results: 802.11n / HT20 / MCS1 / MIMO / Port 1+2+3+4 / PWL 15 / 8 dBi Antenna

Channel	Port 1 Conducted Power (dBm)	Duty Cycle Correction (dB)	Port 1 Corrected Conducted Power (dBm)	Port 2 Conducted Power (dBm)	Duty Cycle Correction (dB)	Port 2 Corrected Conducted Power (dBm)
Bottom	7.4	0.9	8.3	7.4	0.9	8.3

Channel	Port 3 Conducted Power (dBm)	Duty Cycle Correction (dB)	Port 3 Corrected Conducted Power (dBm)	Port 4 Conducted Power (dBm)	Duty Cycle Correction (dB)	Port 4 Corrected Conducted Power (dBm)
Bottom	6.3	0.9	7.2	5.8	0.9	6.7

Channel	Corrected Conducted Power Port 1(dBm)	Corrected Conducted Power Port 2(dBm)	Corrected Conducted Power Port 3(dBm)	Corrected Conducted Power Port 4(dBm)	Port 1+2+3+4 Combined Conducted Power (dBm)
Bottom	8.3	8.3	7.2	6.7	13.7

Channel	Port 1+2+3+4 Combined Conducted Power (dBm)	Conducted Power Limit (dBm)	Margin (dB)	Result
Bottom	13.7	22.0	8.3	Complied

De Facto EIRP Limit Comparison

Channel	Port 1+2+3+4 Combined Conducted Power (dBm)	Directional Antenna Gain (dBi)	EIRP (dBm)	De Facto EIRP Limit (dBm)	Margin (dB)	Result
Bottom	13.7	8	21.7	30.0	8.3	Complied

Result: Pass

Transmitter Maximum Conducted Output Power (continued)

Results: 802.11n / HT20 / MCS1 / MIMO / Port 1+2+3+4 / PWL 15 / 8 dBi Antenna / Port 1

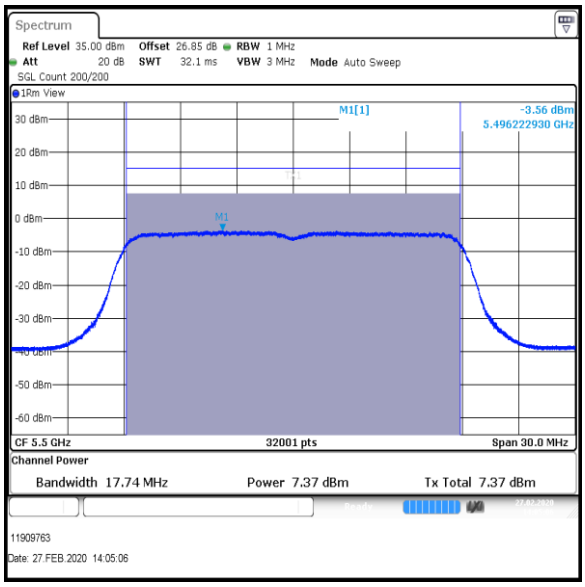

Bottom Channel

Result: Pass

Transmitter Maximum Conducted Output Power (continued)

Results: 802.11n / HT20 / MCS1 / MIMO / Port 1+2+3+4 / PWL 15 / 8 dBi Antenna / Port 2

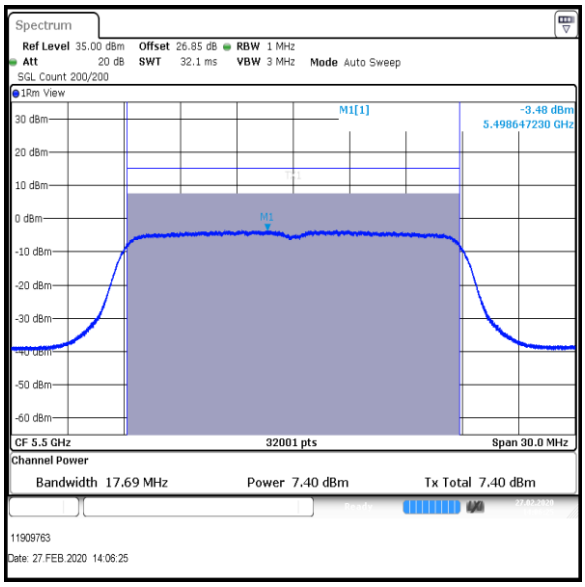

Bottom Channel

Result: Pass

Transmitter Maximum Conducted Output Power (continued)

Results: 802.11n / HT20 / MCS1 / MIMO / Port 1+2+3+4 / PWL 15 / 8 dBi Antenna / Port 3

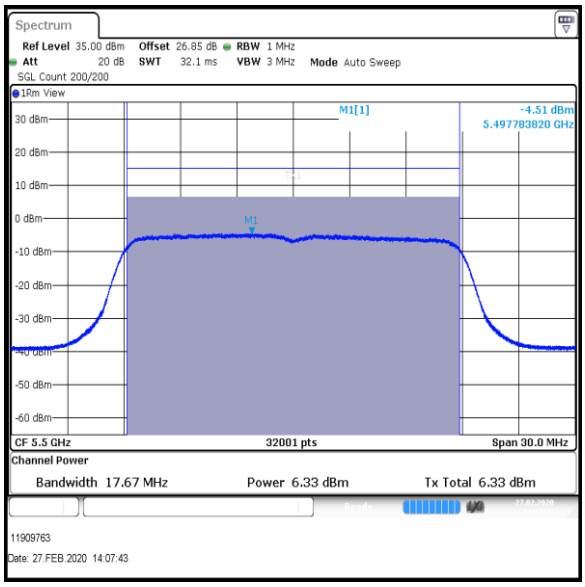

Bottom Channel

Result: Pass

Transmitter Maximum Conducted Output Power (continued)

Results: 802.11n / HT20 / MCS1 / MIMO / Port 1+2+3+4 / PWL 15 / 8 dBi Antenna / Port 4

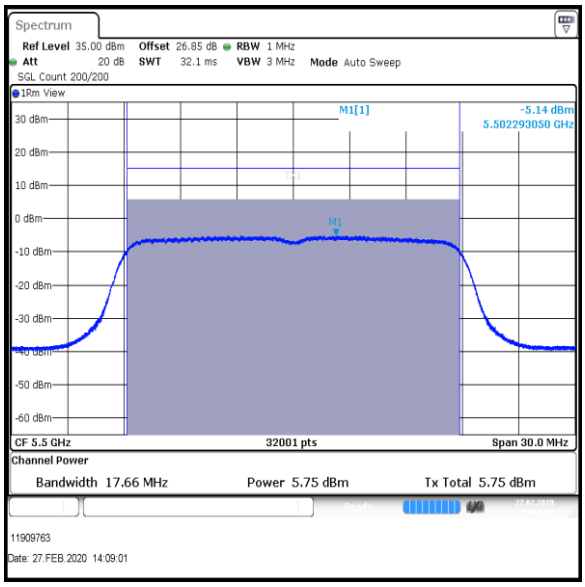

Bottom Channel

Result: Pass

Transmitter Maximum Conducted Output Power (continued)

Results: 802.11n / HT20 / MCS1 / MIMO / Port 1+2+3+4 / PWL 16 / 8 dBi Antenna

Channel	Port 1 Conducted Power (dBm)	Duty Cycle Correction (dB)	Port 1 Corrected Conducted Power (dBm)	Port 2 Conducted Power (dBm)	Duty Cycle Correction (dB)	Port 2 Corrected Conducted Power (dBm)
Bottom+1	8.5	0.9	9.4	7.8	0.9	8.7
Middle	8.8	0.9	9.7	7.5	0.9	8.4
Top	8.6	0.9	9.5	6.3	0.9	7.2

Channel	Port 3 Conducted Power (dBm)	Duty Cycle Correction (dB)	Port 3 Corrected Conducted Power (dBm)	Port 4 Conducted Power (dBm)	Duty Cycle Correction (dB)	Port 4 Corrected Conducted Power (dBm)
Bottom+1	7.6	0.9	8.5	6.9	0.9	7.8
Middle	7.7	0.9	8.6	6.7	0.9	7.6
Top	7.6	0.9	8.5	7.0	0.9	7.9

Channel	Corrected Conducted Power Port 1(dBm)	Corrected Conducted Power Port 2(dBm)	Corrected Conducted Power Port 3(dBm)	Corrected Conducted Power Port 4(dBm)	Port 1+2+3+4 Combined Conducted Power (dBm)
Bottom+1	9.4	8.7	8.5	7.8	14.7
Middle	9.7	8.4	8.6	7.6	14.7
Top	9.5	7.2	8.5	7.9	14.4

Channel	Port 1+2+3+4 Combined Conducted Power (dBm)	Conducted Power Limit (dBm)	Margin (dB)	Result
Bottom+1	14.7	22.0	7.3	Complied
Middle	14.7	22.0	7.3	Complied
Top	14.4	22.0	7.6	Complied

Transmitter Maximum Conducted Output Power (continued)

De Facto EIRP Limit Comparison

Channel	Port 1+2+3+4 Combined Conducted Power (dBm)	Directional Antenna Gain (dBi)	EIRP (dBm)	De Facto EIRP Limit (dBm)	Margin (dB)	Result
Bottom+1	14.7	8	22.7	30.0	7.3	Complied
Middle	14.7	8	22.7	30.0	7.3	Complied
Top	14.4	8	22.4	30.0	7.6	Complied

Result: Pass

Transmitter Maximum Conducted Output Power (continued)

Results: 802.11n / HT20 / MCS1 / MIMO / Port 1+2+3+4 / PWL 16 / 8 dBi Antenna / Port 1

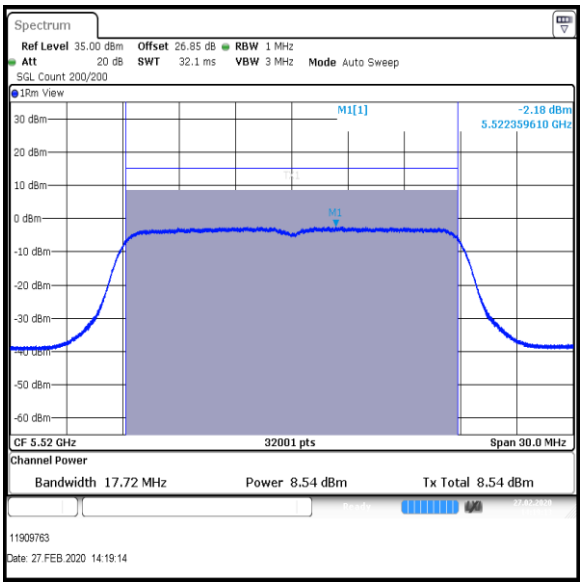

Bottom+1 Channel

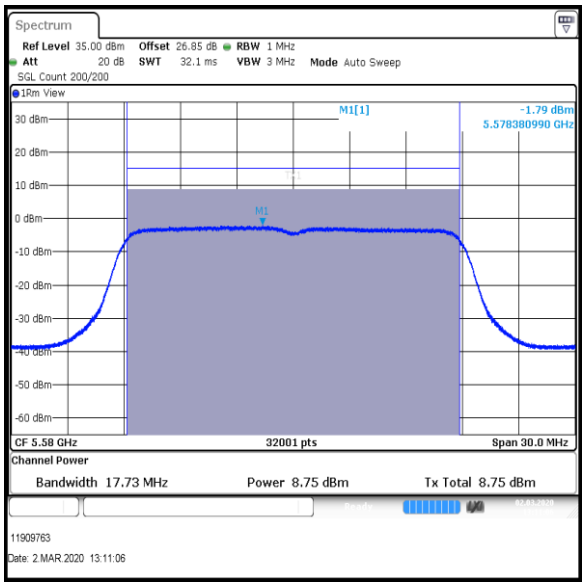

Middle Channel

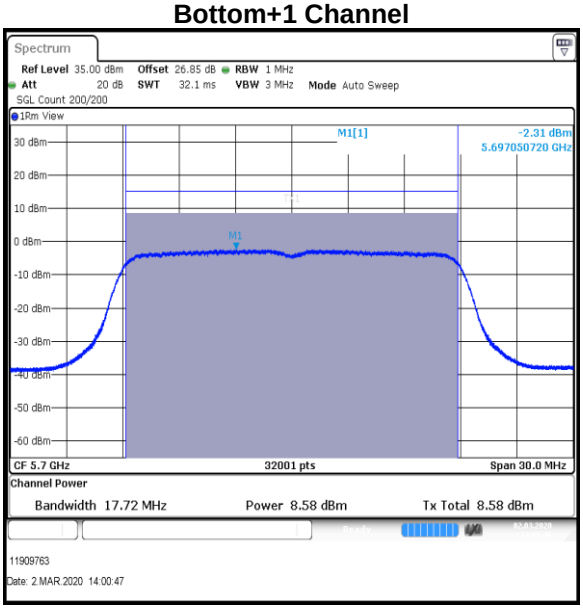

Top Channel

Result: Pass

Transmitter Maximum Conducted Output Power (continued)

Results: 802.11n / HT20 / MCS1 / MIMO / Port 1+2+3+4 / PWL 16 / 8 dBi Antenna / Port 2

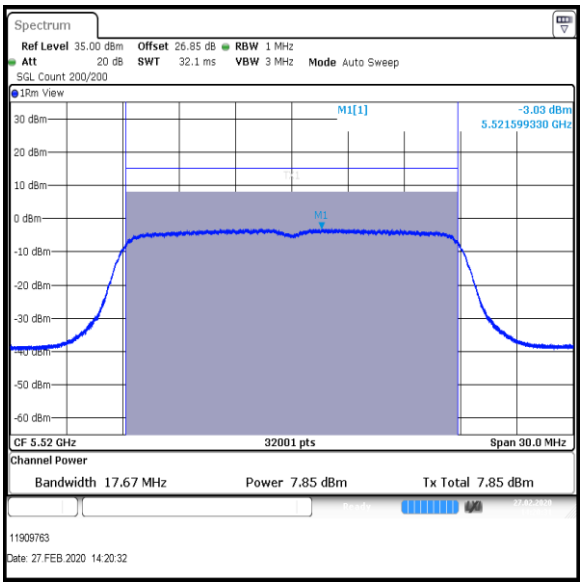

Bottom+1 Channel

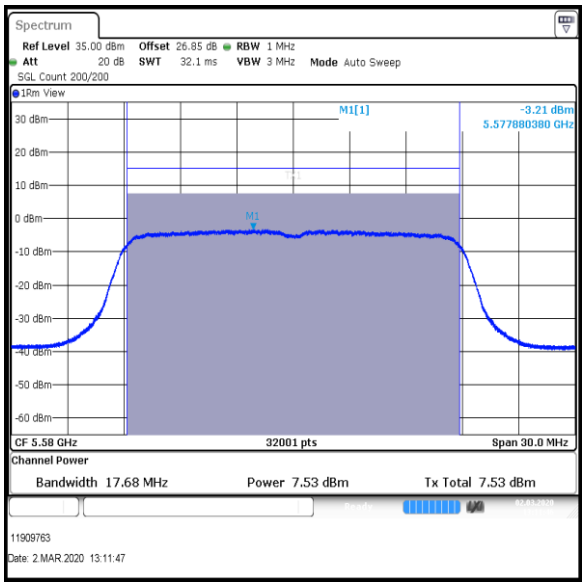

Middle Channel

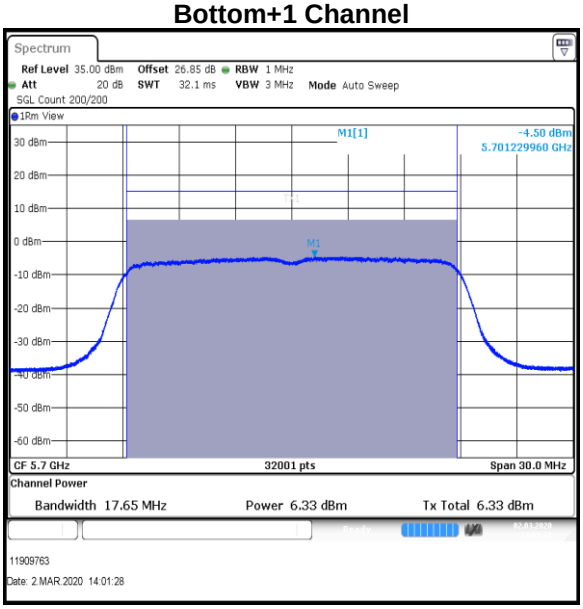

Top Channel

Result: Pass

Transmitter Maximum Conducted Output Power (continued)

Results: 802.11n / HT20 / MCS1 / MIMO / Port 1+2+3+4 / PWL 16 / 8 dBi Antenna / Port 3

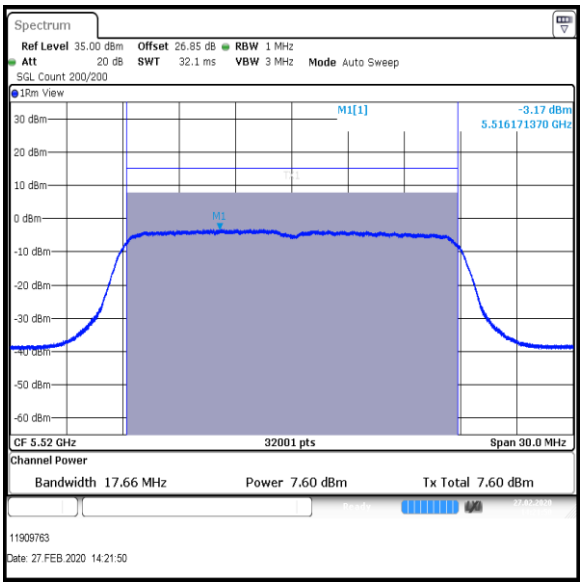

Bottom+1 Channel

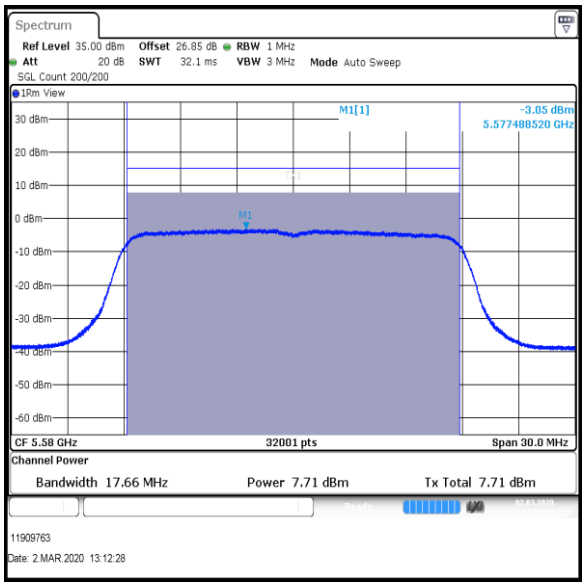

Middle Channel

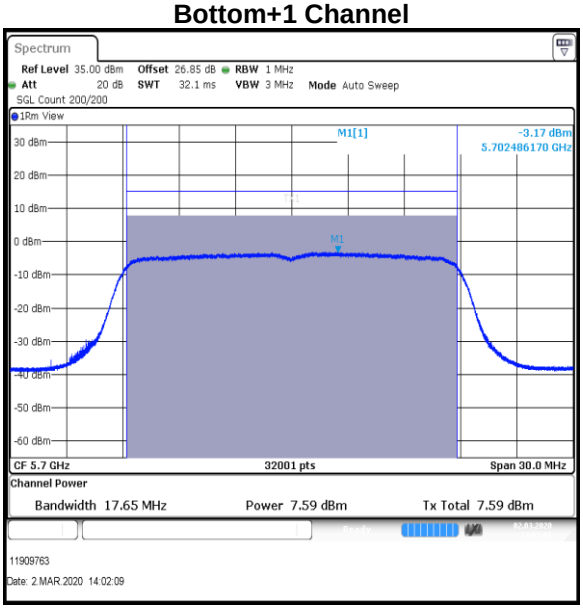

Top Channel

Result: Pass

Transmitter Maximum Conducted Output Power (continued)

Results: 802.11n / HT20 / MCS1 / MIMO / Port 1+2+3+4 / PWL 16 / 8 dBi Antenna / Port 4

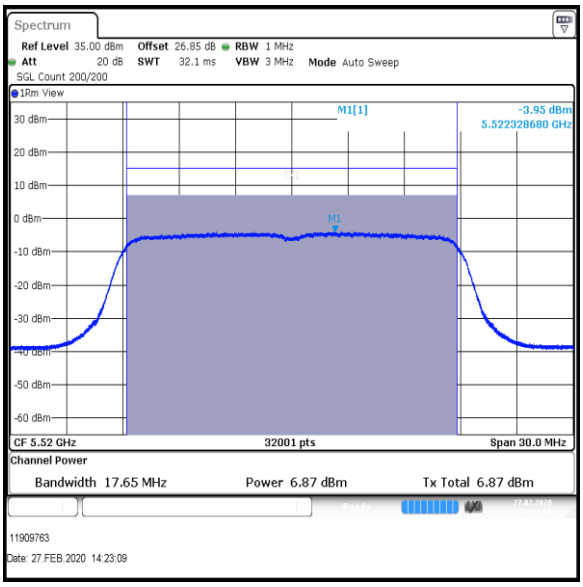

Bottom+1 Channel

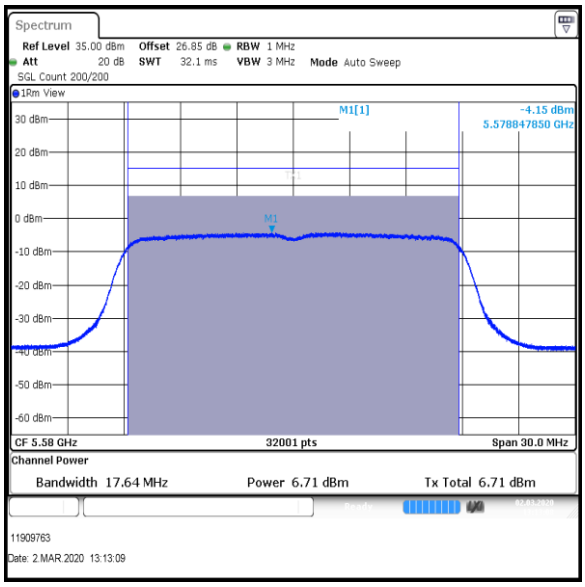

Middle Channel

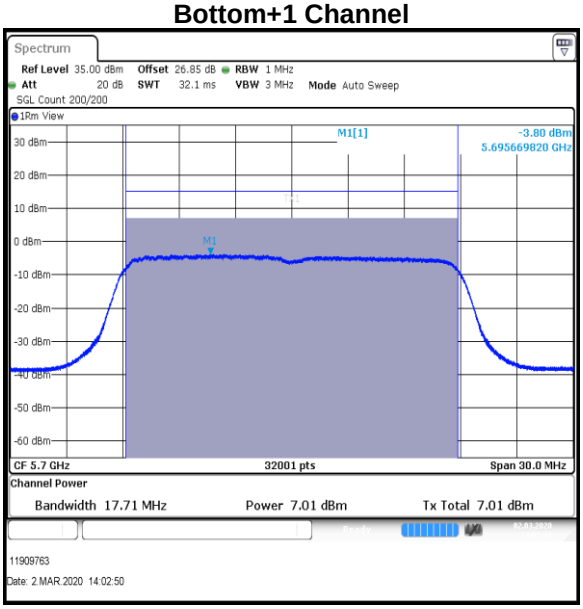

Top Channel

Result: Pass

Transmitter Maximum Conducted Output Power (continued)

Results: 802.11n / HT20 / MCS2 / MIMO / Port 1+2+3+4 / PWL 15 / 8 dBi Antenna

Channel	Port 1 Conducted Power (dBm)	Duty Cycle Correction (dB)	Port 1 Corrected Conducted Power (dBm)	Port 2 Conducted Power (dBm)	Duty Cycle Correction (dB)	Port 2 Corrected Conducted Power (dBm)
Bottom	7.1	1.1	8.2	7.4	1.1	8.5

Channel	Port 3 Conducted Power (dBm)	Duty Cycle Correction (dB)	Port 3 Corrected Conducted Power (dBm)	Port 4 Conducted Power (dBm)	Duty Cycle Correction (dB)	Port 4 Corrected Conducted Power (dBm)
Bottom	6.1	1.1	7.2	5.5	1.1	6.6

Channel	Corrected Conducted Power Port 1(dBm)	Corrected Conducted Power Port 2(dBm)	Corrected Conducted Power Port 3(dBm)	Corrected Conducted Power Port 4(dBm)	Port 1+2+3+4 Combined Conducted Power (dBm)
Bottom	8.2	8.5	7.2	6.6	13.7

Channel	Port 1+2+3+4 Combined Conducted Power (dBm)	Conducted Power Limit (dBm)	Margin (dB)	Result
Bottom	13.7	22.0	8.3	Complied

De Facto EIRP Limit Comparison

Channel	Port 1+2+3+4 Combined Conducted Power (dBm)	Directional Antenna Gain (dBi)	EIRP (dBm)	De Facto EIRP Limit (dBm)	Margin (dB)	Result
Bottom	13.7	8	21.7	30.0	8.3	Complied

Result: Pass

Transmitter Maximum Conducted Output Power (continued)

Results: 802.11n / HT20 / MCS2 / MIMO / Port 1+2+3+4 / PWL 15 / 8 dBi Antenna / Port 1

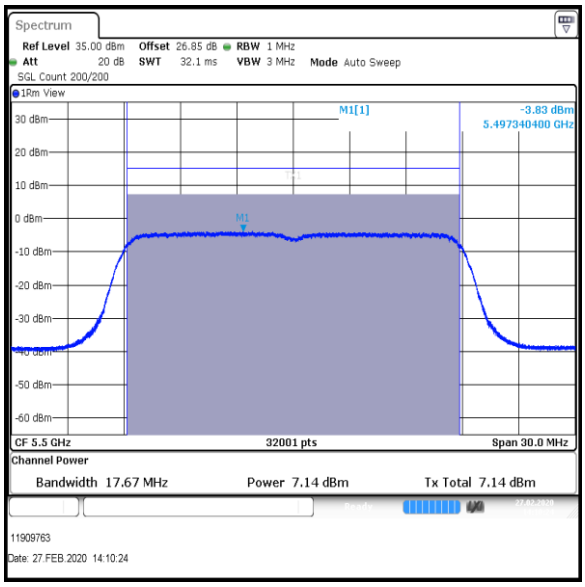

Bottom Channel

Result: Pass

Transmitter Maximum Conducted Output Power (continued)

Results: 802.11n / HT20 / MCS2 / MIMO / Port 1+2+3+4 / PWL 15 / 8 dBi Antenna / Port 2

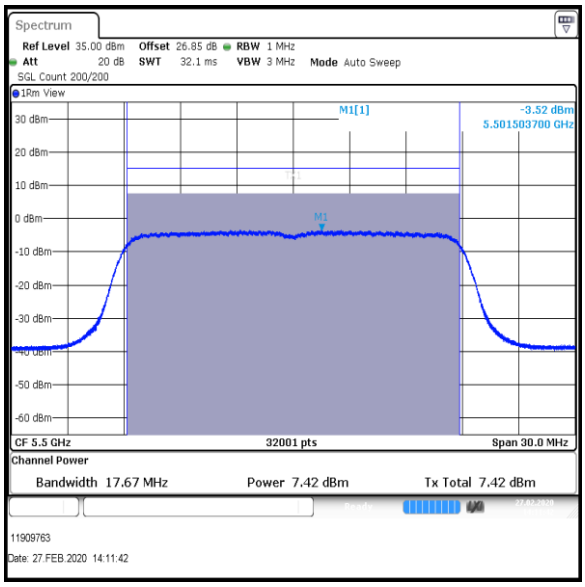

Bottom Channel

Result: Pass

Transmitter Maximum Conducted Output Power (continued)

Results: 802.11n / HT20 / MCS2 / MIMO / Port 1+2+3+4 / PWL 15 / 8 dBi Antenna / Port 3

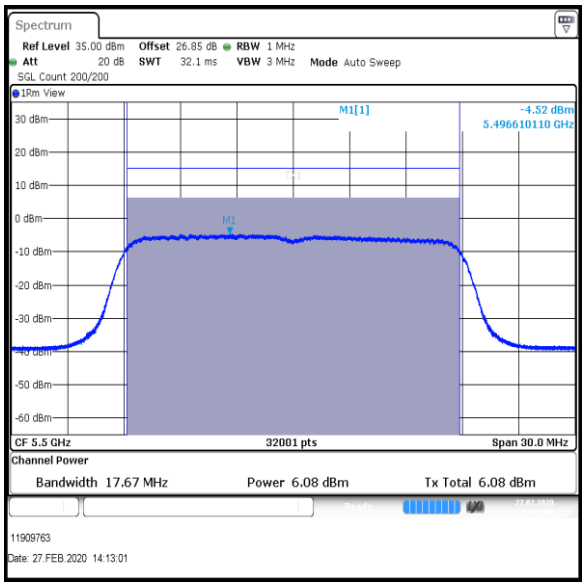

Bottom Channel

Result: Pass

Transmitter Maximum Conducted Output Power (continued)

Results: 802.11n / HT20 / MCS2 / MIMO / Port 1+2+3+4 / PWL 15 / 8 dBi Antenna / Port 4

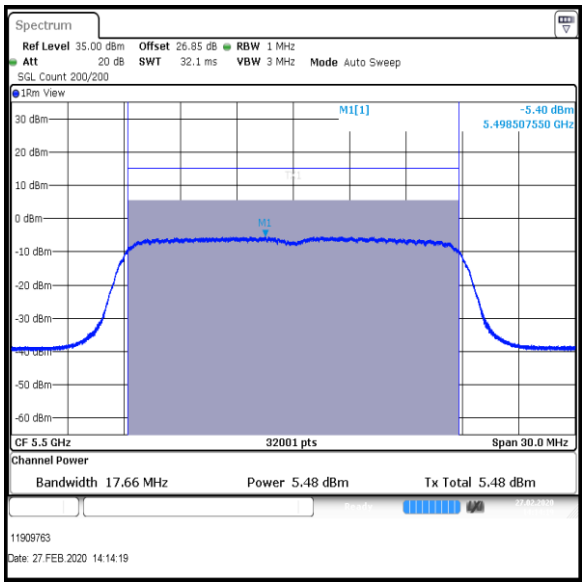

Bottom Channel

Result: Pass

Transmitter Maximum Conducted Output Power (continued)

Results: 802.11n / HT20 / MCS2 / MIMO / Port 1+2+3+4 / PWL 16 / 8 dBi Antenna

Channel	Port 1 Conducted Power (dBm)	Duty Cycle Correction (dB)	Port 1 Corrected Conducted Power (dBm)	Port 2 Conducted Power (dBm)	Duty Cycle Correction (dB)	Port 2 Corrected Conducted Power (dBm)
Bottom+1	8.3	1.1	9.4	7.9	1.1	9.0
Middle	8.4	1.1	9.5	7.5	1.1	8.6
Top	8.1	1.1	9.2	6.2	1.1	7.3

Channel	Port 3 Conducted Power (dBm)	Duty Cycle Correction (dB)	Port 3 Corrected Conducted Power (dBm)	Port 4 Conducted Power (dBm)	Duty Cycle Correction (dB)	Port 4 Corrected Conducted Power (dBm)
Bottom+1	7.5	1.1	8.6	6.6	1.1	7.7
Middle	7.5	1.1	8.6	6.5	1.1	7.6
Top	7.7	1.1	8.8	6.8	1.1	7.9

Channel	Corrected Conducted Power Port 1(dBm)	Corrected Conducted Power Port 2(dBm)	Corrected Conducted Power Port 3(dBm)	Corrected Conducted Power Port 4(dBm)	Port 1+2+3+4 Combined Conducted Power (dBm)
Bottom+1	9.4	9.0	8.6	7.7	14.7
Middle	9.5	8.6	8.6	7.6	14.6
Top	9.2	7.3	8.8	7.9	14.4

Channel	Port 1+2+3+4 Combined Conducted Power (dBm)	Conducted Power Limit (dBm)	Margin (dB)	Result
Bottom+1	14.7	22.0	7.3	Complied
Middle	14.6	22.0	7.4	Complied
Top	14.4	22.0	7.6	Complied

Transmitter Maximum Conducted Output Power (continued)

De Facto EIRP Limit Comparison

Channel	Port 1+2+3+4 Combined Conducted Power (dBm)	Directional Antenna Gain (dBi)	EIRP (dBm)	De Facto EIRP Limit (dBm)	Margin (dB)	Result
Bottom+1	14.7	8	22.7	30.0	7.3	Complied
Middle	14.6	8	22.6	30.0	7.4	Complied
Top	14.4	8	22.4	30.0	7.6	Complied

Result: Pass

Transmitter Maximum Conducted Output Power (continued)

Results: 802.11n / HT20 / MCS2 / MIMO / Port 1+2+3+4 / PWL 16 / 8 dBi Antenna / Port 1

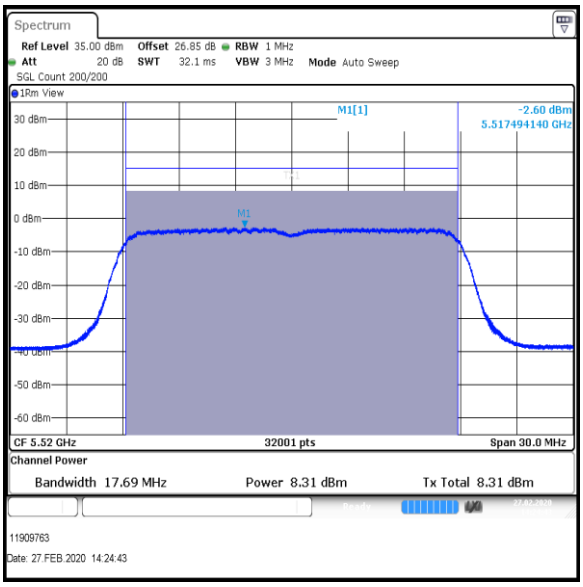

Bottom+1 Channel

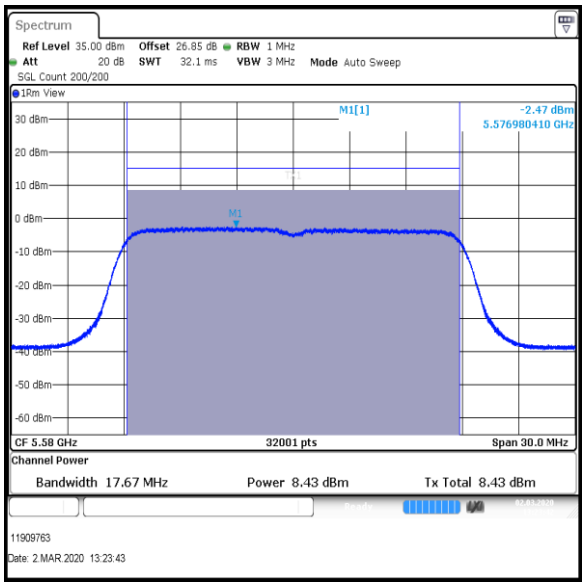

Middle Channel

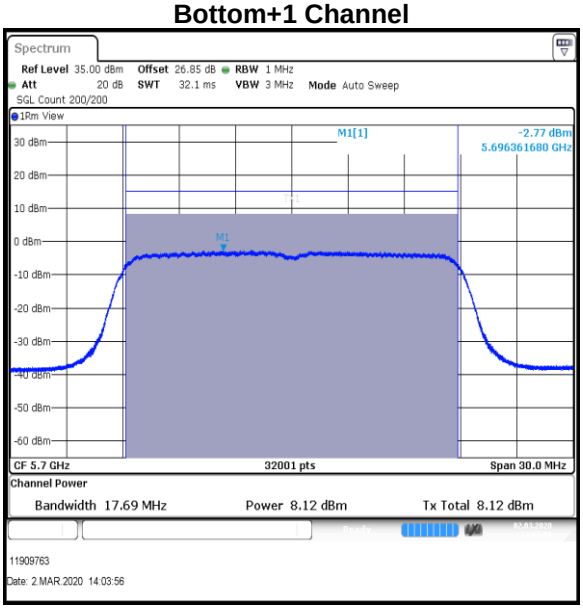

Top Channel

Result: Pass

Transmitter Maximum Conducted Output Power (continued)

Results: 802.11n / HT20 / MCS2 / MIMO / Port 1+2+3+4 / PWL 16 / 8 dBi Antenna / Port 2

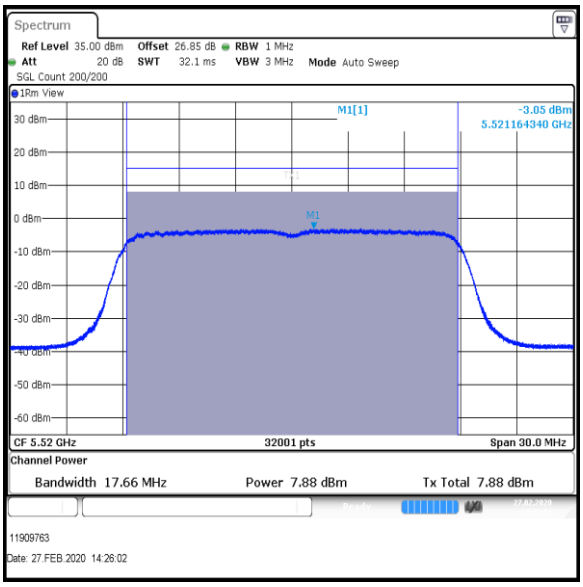

Bottom+1 Channel

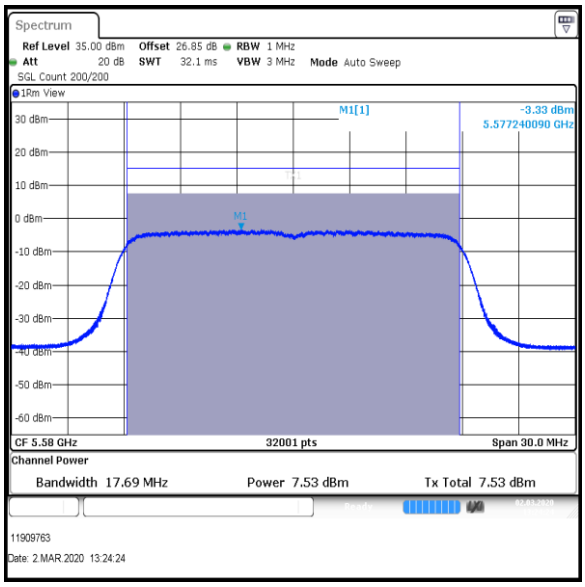

Middle Channel

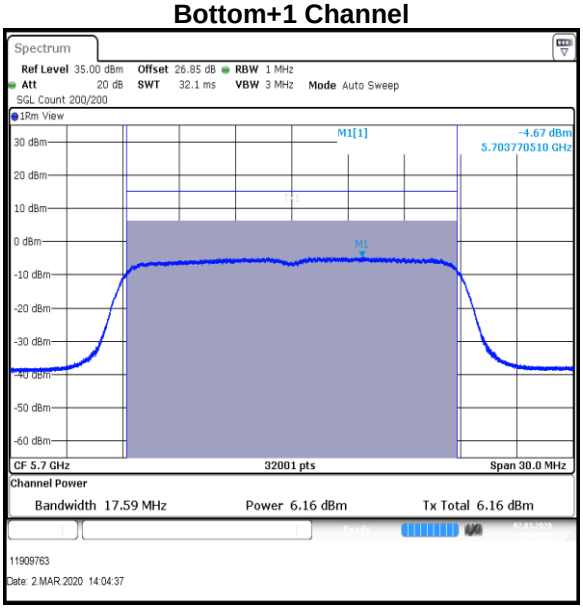

Top Channel

Result: Pass

Transmitter Maximum Conducted Output Power (continued)

Results: 802.11n / HT20 / MCS2 / MIMO / Port 1+2+3+4 / PWL 16 / 8 dBi Antenna / Port 3

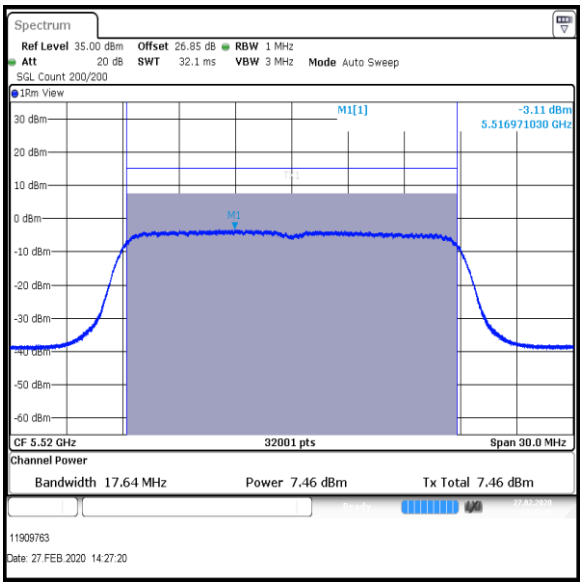

Bottom+1 Channel

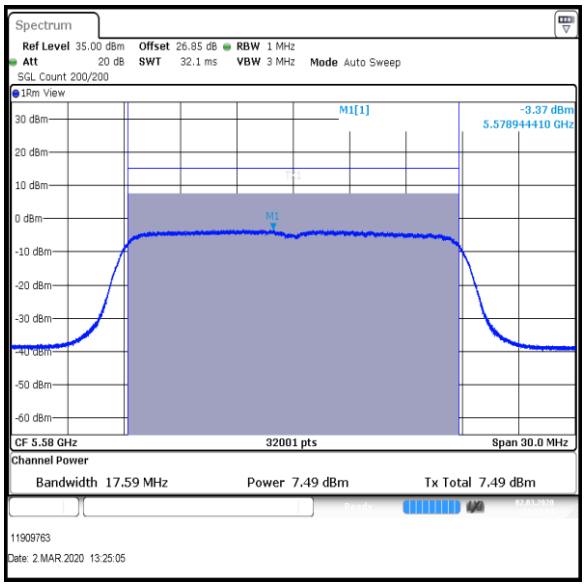

Middle Channel

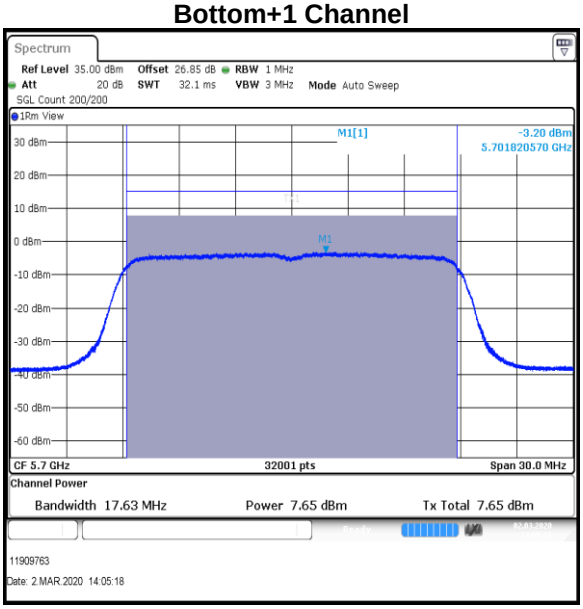

Top Channel

Result: Pass

Transmitter Maximum Conducted Output Power (continued)

Results: 802.11n / HT20 / MCS2 / MIMO / Port 1+2+3+4 / PWL 16 / 8 dBi Antenna / Port 4

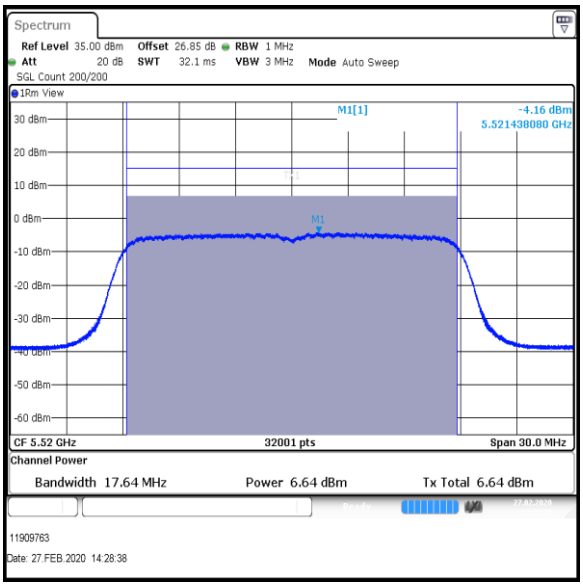

Bottom+1 Channel

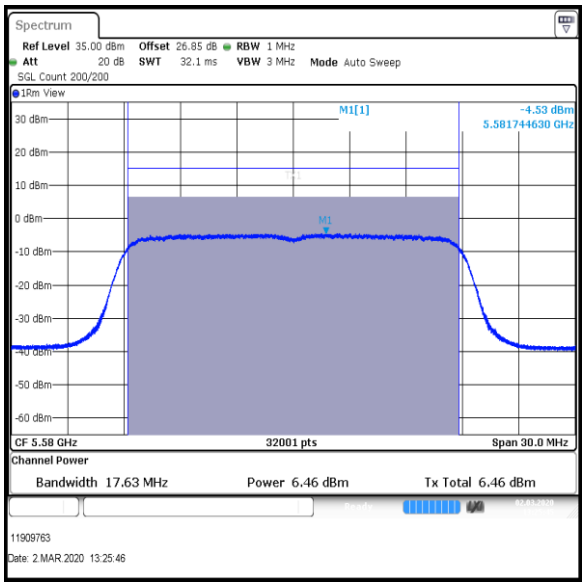

Middle Channel

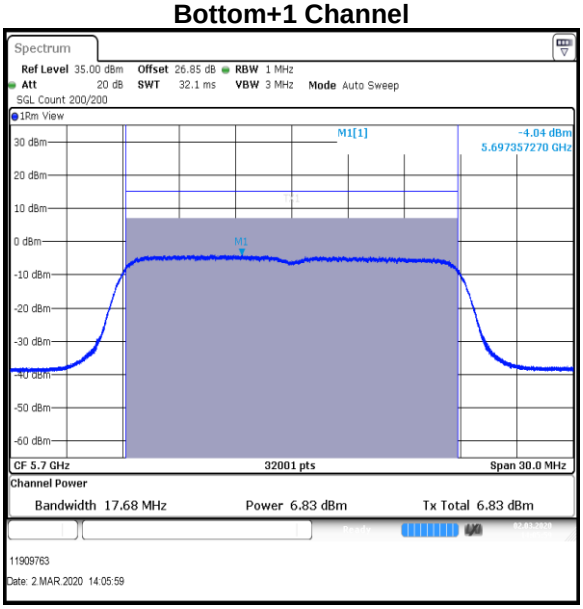

Top Channel

Result: Pass

Transmitter Maximum Conducted Output Power (continued)

Results: 802.11ac / HT20 / MCS1 / MIMO / Port 1+2+3+4 / PWL 15 / 8 dBi Antenna

Channel	Port 1 Conducted Power (dBm)	Duty Cycle Correction (dB)	Port 1 Corrected Conducted Power (dBm)	Port 2 Conducted Power (dBm)	Duty Cycle Correction (dB)	Port 2 Corrected Conducted Power (dBm)
Bottom	7.3	0.5	7.8	7.3	0.5	7.8

Channel	Port 3 Conducted Power (dBm)	Duty Cycle Correction (dB)	Port 3 Corrected Conducted Power (dBm)	Port 4 Conducted Power (dBm)	Duty Cycle Correction (dB)	Port 4 Corrected Conducted Power (dBm)
Bottom	5.9	0.5	6.4	5.4	0.5	5.9

Channel	Corrected Conducted Power Port 1(dBm)	Corrected Conducted Power Port 2(dBm)	Corrected Conducted Power Port 3(dBm)	Corrected Conducted Power Port 4(dBm)	Port 1+2+3+4 Combined Conducted Power (dBm)
Bottom	7.8	7.8	6.4	5.9	13.1

Channel	Port 1+2+3+4 Combined Conducted Power (dBm)	Conducted Power Limit (dBm)	Margin (dB)	Result
Bottom	13.1	22.0	8.9	Complied

De Facto EIRP Limit Comparison

Channel	Port 1+2+3+4 Combined Conducted Power (dBm)	Directional Antenna Gain (dBi)	EIRP (dBm)	De Facto EIRP Limit (dBm)	Margin (dB)	Result
Bottom	13.1	8	21.1	30.0	8.9	Complied

Result: Pass

Transmitter Maximum Conducted Output Power (continued)

Results: 802.11ac / HT20 / MCS1 / MIMO / Port 1+2+3+4 / PWL 15 / 8 dBi Antenna / Port 1

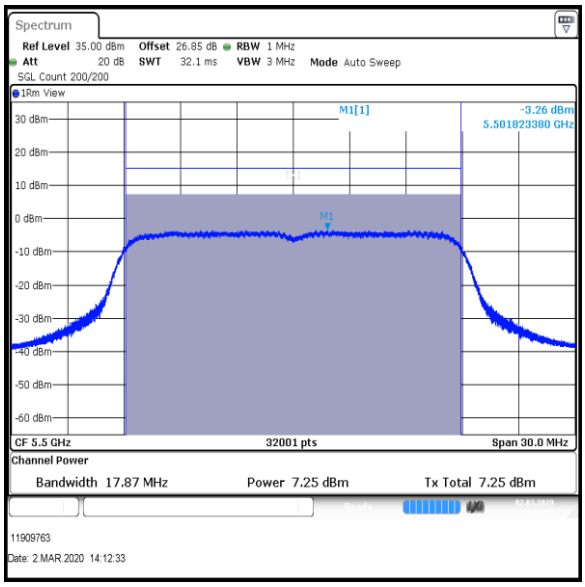

Bottom Channel

Result: Pass

Transmitter Maximum Conducted Output Power (continued)

Results: 802.11ac / HT20 / MCS1 / MIMO / Port 1+2+3+4 / PWL 15 / 8 dBi Antenna / Port 2

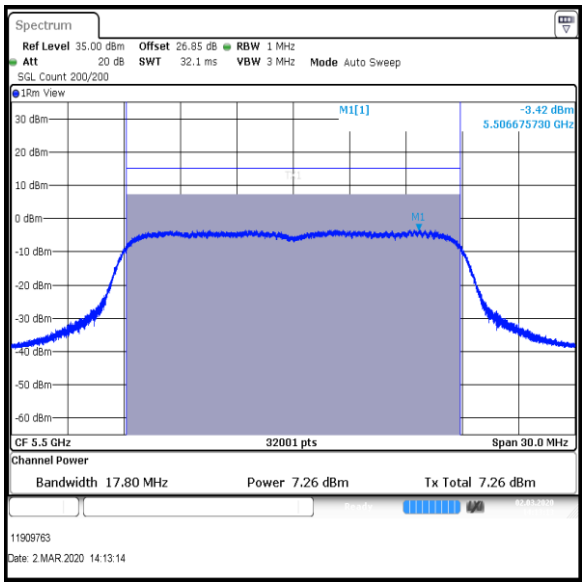

Bottom Channel

Result: Pass

Transmitter Maximum Conducted Output Power (continued)

Results: 802.11ac / HT20 / MCS1 / MIMO / Port 1+2+3+4 / PWL 15 / 8 dBi Antenna / Port 3

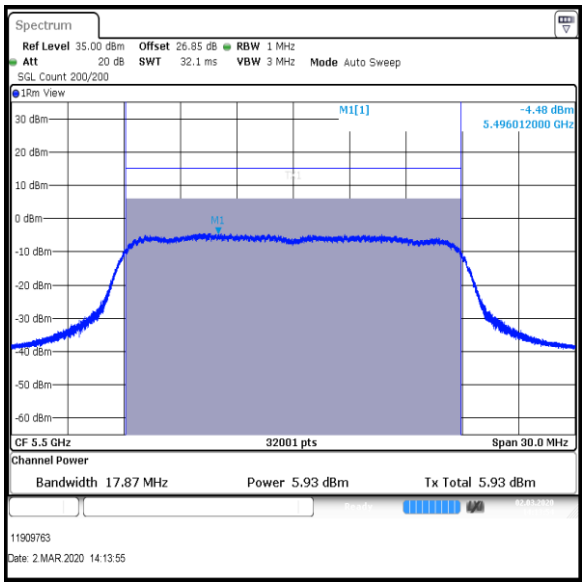

Bottom Channel

Result: Pass

Transmitter Maximum Conducted Output Power (continued)

Results: 802.11ac / HT20 / MCS1 / MIMO / Port 1+2+3+4 / PWL 15 / 8 dBi Antenna / Port 4

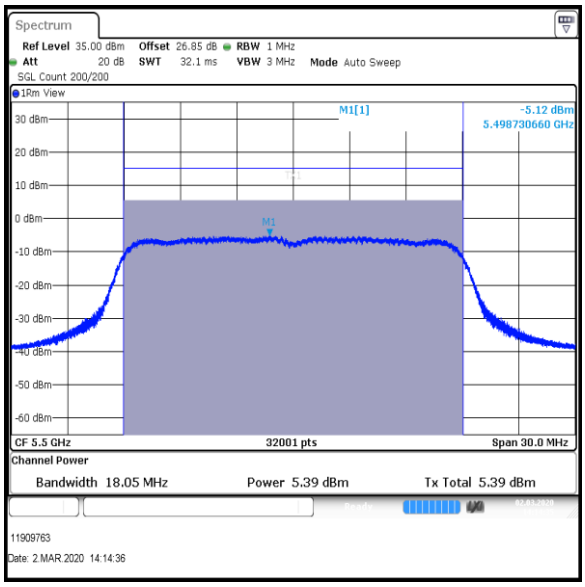

Bottom Channel

Result: Pass

Transmitter Maximum Conducted Output Power (continued)

Results: 802.11ac / HT20 / MCS1 / MIMO / Port 1+2+3+4 / PWL 16 / 8 dBi Antenna

Channel	Port 1 Conducted Power (dBm)	Duty Cycle Correction (dB)	Port 1 Corrected Conducted Power (dBm)	Port 2 Conducted Power (dBm)	Duty Cycle Correction (dB)	Port 2 Corrected Conducted Power (dBm)
Bottom+1	6.3	0.5	6.8	5.5	0.5	6.0
Middle	7.9	0.5	8.4	6.6	0.5	7.1
Top	8.5	0.5	9.0	6.3	0.5	6.8

Channel	Port 3 Conducted Power (dBm)	Duty Cycle Correction (dB)	Port 3 Corrected Conducted Power (dBm)	Port 4 Conducted Power (dBm)	Duty Cycle Correction (dB)	Port 4 Corrected Conducted Power (dBm)
Bottom+1	5.0	0.5	5.5	4.2	0.5	4.7
Middle	6.5	0.5	7.0	5.5	0.5	6.0
Top	7.3	0.5	7.8	6.7	0.5	7.2

Channel	Corrected Conducted Power Port 1(dBm)	Corrected Conducted Power Port 2(dBm)	Corrected Conducted Power Port 3(dBm)	Corrected Conducted Power Port 4(dBm)	Port 1+2+3+4 Combined Conducted Power (dBm)
Bottom+1	6.8	6.0	5.5	4.7	11.8
Middle	8.4	7.1	7.0	6.0	13.2
Top	9.0	6.8	7.8	7.2	13.8

Channel	Port 1+2+3+4 Combined Conducted Power (dBm)	Conducted Power Limit (dBm)	Margin (dB)	Result
Bottom+1	11.8	22.0	10.2	Complied
Middle	13.2	22.0	8.8	Complied
Top	13.8	22.0	8.2	Complied

Transmitter Maximum Conducted Output Power (continued)

De Facto EIRP Limit Comparison

Channel	Port 1+2+3+4 Combined Conducted Power (dBm)	Directional Antenna Gain (dBi)	EIRP (dBm)	De Facto EIRP Limit (dBm)	Margin (dB)	Result
Bottom+1	11.8	8	19.8	30.0	10.2	Complied
Middle	13.2	8	21.2	30.0	8.8	Complied
Top	13.8	8	21.8	30.0	8.2	Complied

Result: Pass

Transmitter Maximum Conducted Output Power (continued)

Results: 802.11ac / HT20 / MCS1 / MIMO / Port 1+2+3+4 / PWL 16 / 8 dBi Antenna / Port 1

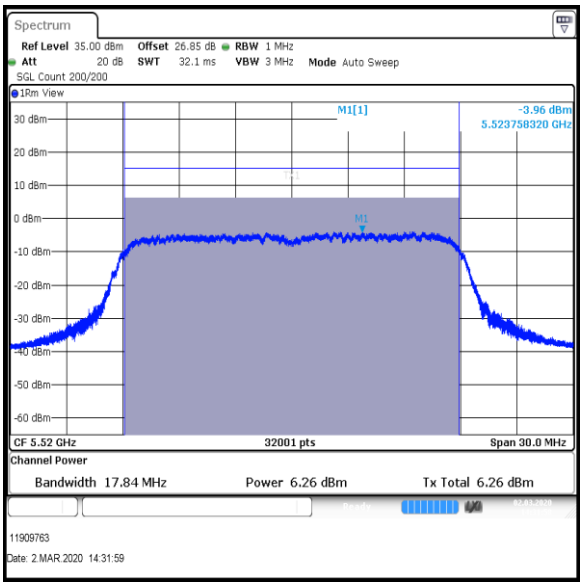

Bottom+1 Channel

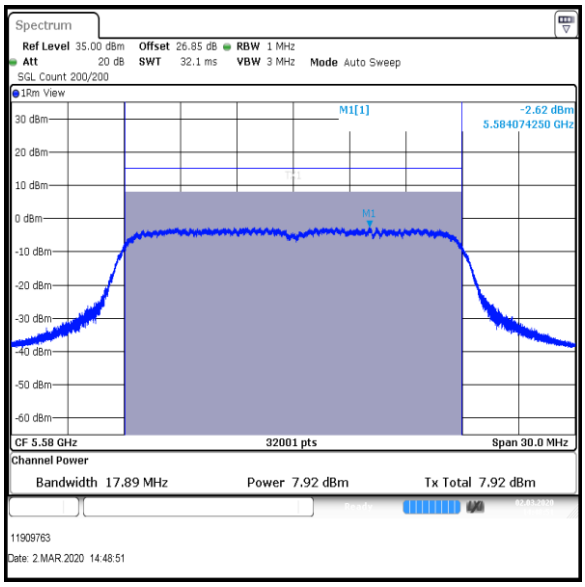

Middle Channel

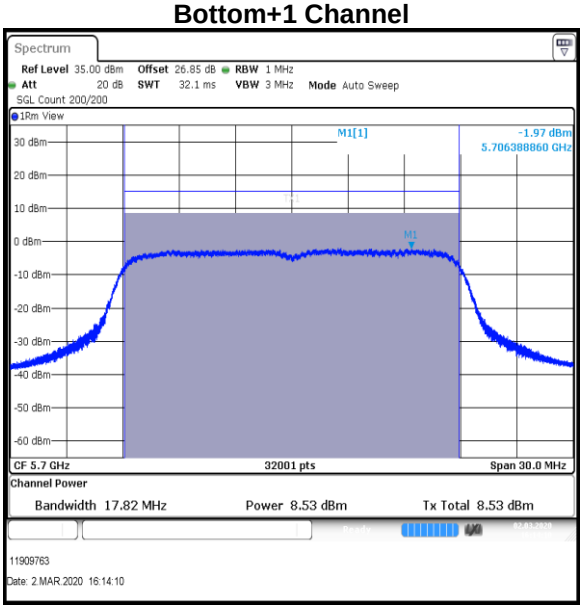

Top Channel

Result: Pass

Transmitter Maximum Conducted Output Power (continued)

Results: 802.11ac / HT20 / MCS1 / MIMO / Port 1+2+3+4 / PWL 16 / 8 dBi Antenna / Port 2

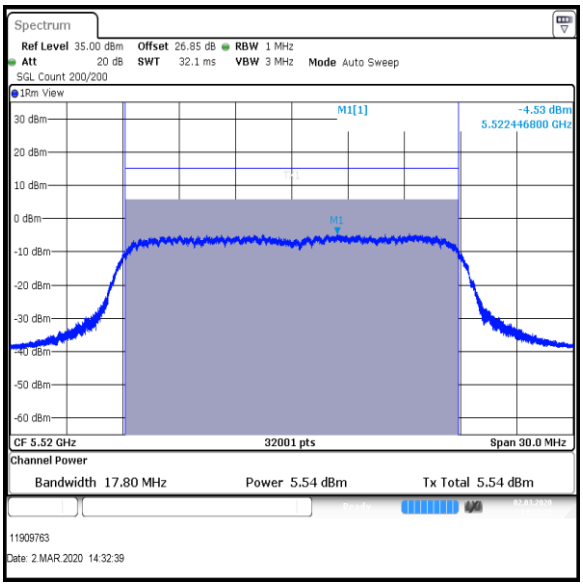

Bottom+1 Channel

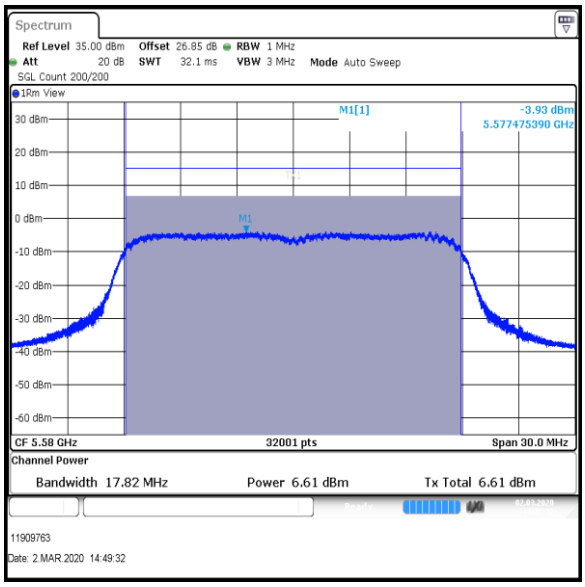

Middle Channel

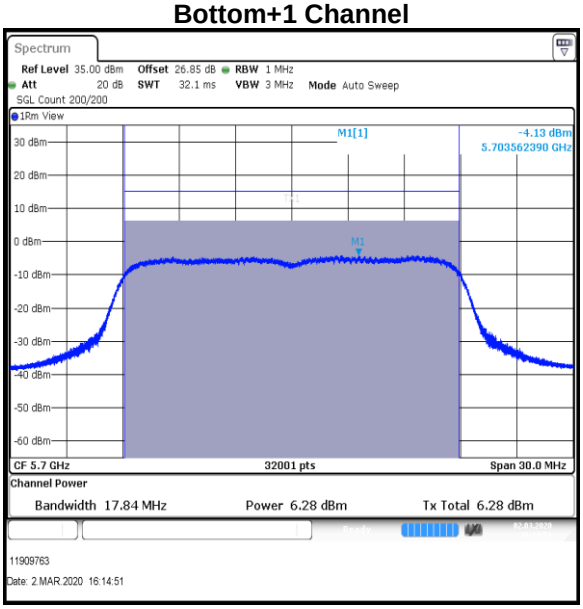

Top Channel

Result: Pass

Transmitter Maximum Conducted Output Power (continued)

Results: 802.11ac / HT20 / MCS1 / MIMO / Port 1+2+3+4 / PWL 16 / 8 dBi Antenna / Port 3

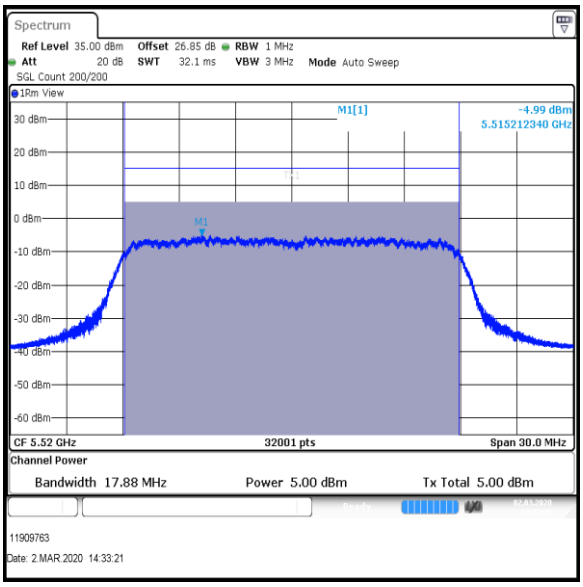

Bottom+1 Channel

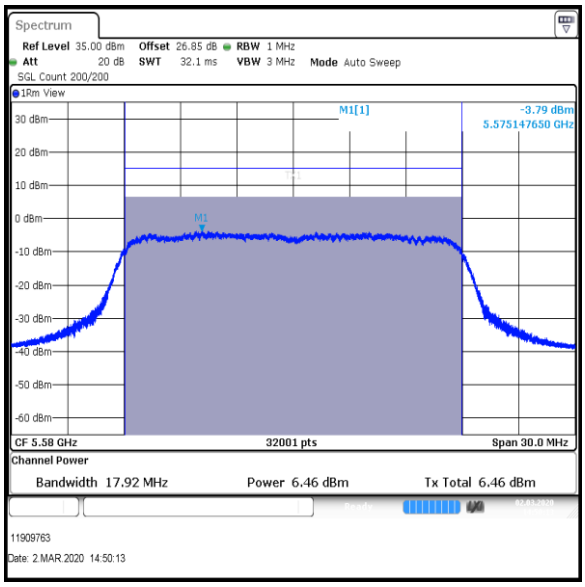

Middle Channel

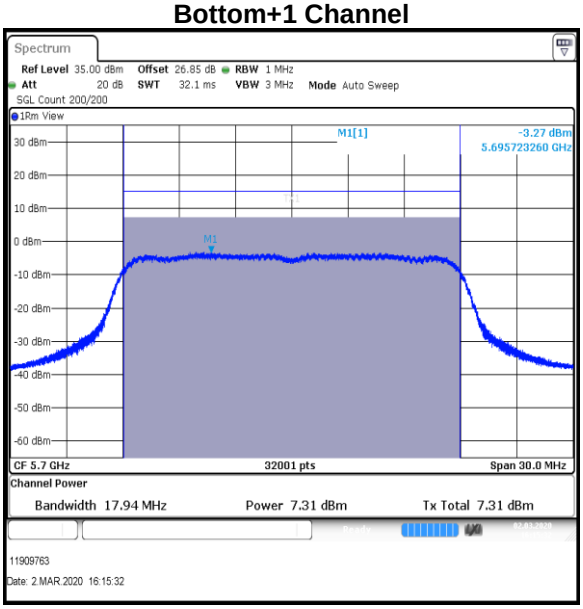

Top Channel

Result: Pass

Transmitter Maximum Conducted Output Power (continued)

Results: 802.11ac / HT20 / MCS1 / MIMO / Port 1+2+3+4 / PWL 16 / 8 dBi Antenna / Port 4

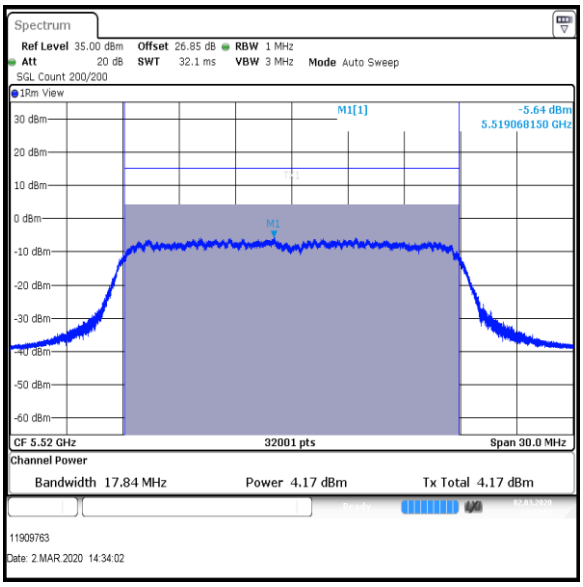

Bottom+1 Channel

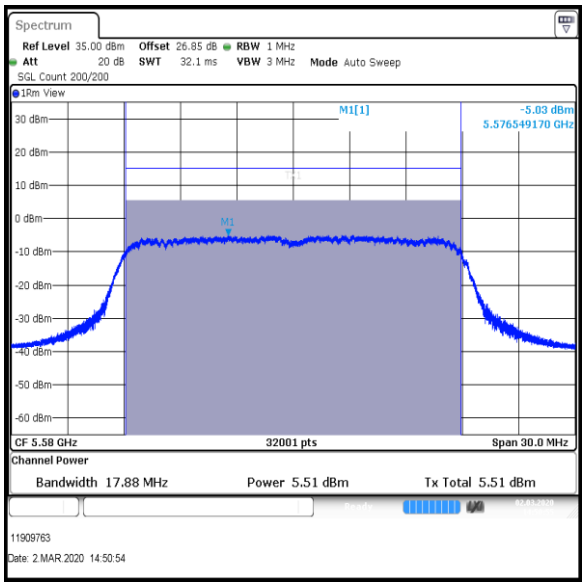

Middle Channel

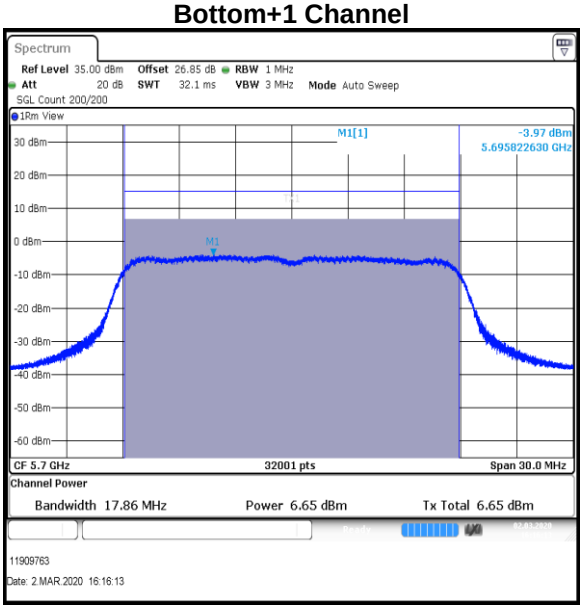

Top Channel

Result: Pass

Transmitter Maximum Conducted Output Power (continued)

Results: 802.11ac / HT20 / MCS2 / MIMO / Port 1+2+3+4 / PWL 15 / 8 dBi Antenna

Channel	Port 1 Conducted Power (dBm)	Duty Cycle Correction (dB)	Port 1 Corrected Conducted Power (dBm)	Port 2 Conducted Power (dBm)	Duty Cycle Correction (dB)	Port 2 Corrected Conducted Power (dBm)
Bottom	6.1	0.7	6.8	6.4	0.7	7.1

Channel	Port 3 Conducted Power (dBm)	Duty Cycle Correction (dB)	Port 3 Corrected Conducted Power (dBm)	Port 4 Conducted Power (dBm)	Duty Cycle Correction (dB)	Port 4 Corrected Conducted Power (dBm)
Bottom	4.9	0.7	5.6	4.3	0.7	5.0

Channel	Corrected Conducted Power Port 1(dBm)	Corrected Conducted Power Port 2(dBm)	Corrected Conducted Power Port 3(dBm)	Corrected Conducted Power Port 4(dBm)	Port 1+2+3+4 Combined Conducted Power (dBm)
Bottom	6.8	7.1	5.6	5.0	12.2

Channel	Port 1+2+3+4 Combined Conducted Power (dBm)	Conducted Power Limit (dBm)	Margin (dB)	Result
Bottom	12.2	22.0	9.8	Complied

De Facto EIRP Limit Comparison

Channel	Port 1+2+3+4 Combined Conducted Power (dBm)	Directional Antenna Gain (dBi)	EIRP (dBm)	De Facto EIRP Limit (dBm)	Margin (dB)	Result
Bottom	12.2	8	20.2	30.0	9.8	Complied

Result: Pass

Transmitter Maximum Conducted Output Power (continued)

Results: 802.11ac / HT20 / MCS2 / MIMO / Port 1+2+3+4 / PWL 15 / 8 dBi Antenna / Port 1

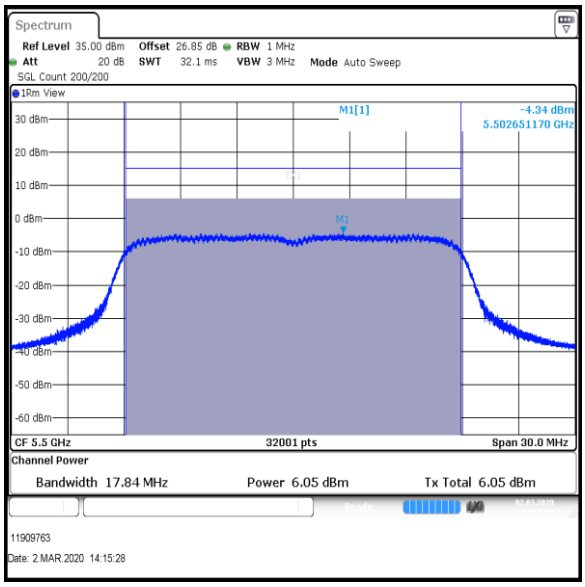

Bottom Channel

Result: Pass

Transmitter Maximum Conducted Output Power (continued)

Results: 802.11ac / HT20 / MCS2 / MIMO / Port 1+2+3+4 / PWL 15 / 8 dBi Antenna / Port 2

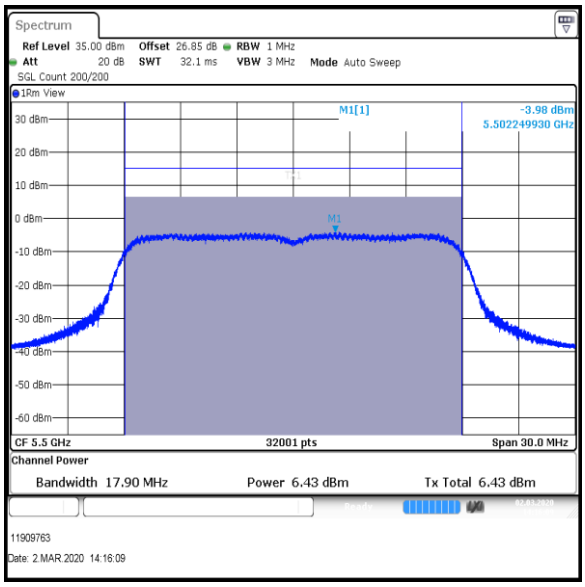

Bottom Channel

Result: Pass

Transmitter Maximum Conducted Output Power (continued)

Results: 802.11ac / HT20 / MCS2 / MIMO / Port 1+2+3+4 / PWL 15 / 8 dBi Antenna / Port 3

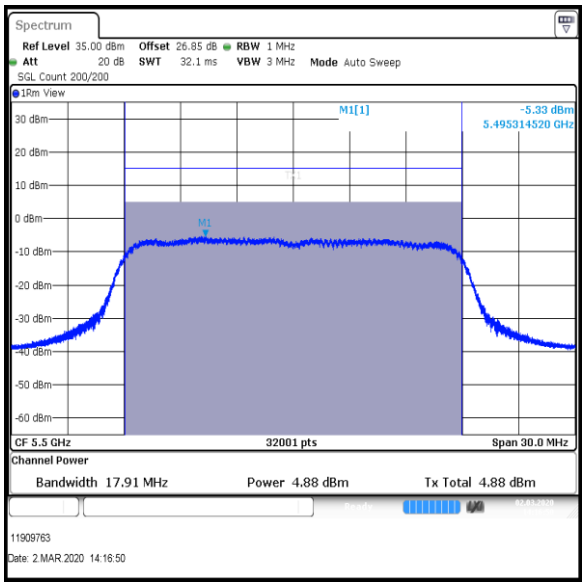

Bottom Channel

Result: Pass

Transmitter Maximum Conducted Output Power (continued)

Results: 802.11ac / HT20 / MCS2 / MIMO / Port 1+2+3+4 / PWL 15 / 8 dBi Antenna / Port 4

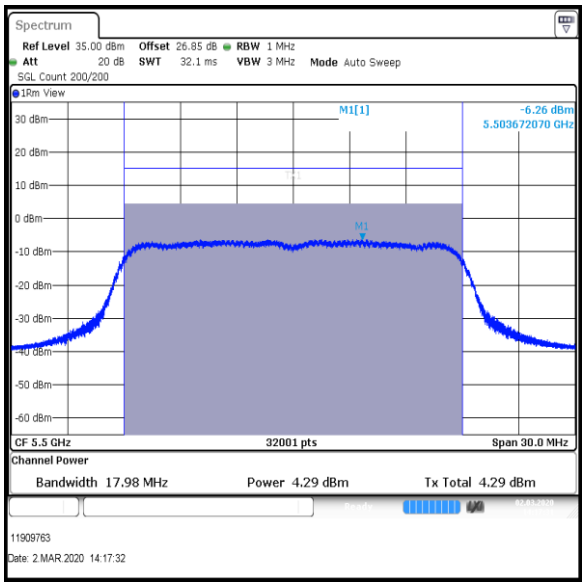

Bottom Channel

Result: Pass

Transmitter Maximum Conducted Output Power (continued)

Results: 802.11ac / HT20 / MCS2 / MIMO / Port 1+2+3+4 / PWL 16 / 8 dBi Antenna

Channel	Port 1 Conducted Power (dBm)	Duty Cycle Correction (dB)	Port 1 Corrected Conducted Power (dBm)	Port 2 Conducted Power (dBm)	Duty Cycle Correction (dB)	Port 2 Corrected Conducted Power (dBm)
Bottom+1	4.7	0.7	5.4	4.4	0.7	5.1
Middle	6.6	0.7	7.3	5.7	0.7	6.4
Top	7.3	0.7	8.0	5.3	0.7	6.0

Channel	Port 3 Conducted Power (dBm)	Duty Cycle Correction (dB)	Port 3 Corrected Conducted Power (dBm)	Port 4 Conducted Power (dBm)	Duty Cycle Correction (dB)	Port 4 Corrected Conducted Power (dBm)
Bottom+1	3.7	0.7	4.4	2.9	0.7	3.6
Middle	5.4	0.7	6.1	4.4	0.7	5.1
Top	6.5	0.7	7.2	5.7	0.7	6.4

Channel	Corrected Conducted Power Port 1(dBm)	Corrected Conducted Power Port 2(dBm)	Corrected Conducted Power Port 3(dBm)	Corrected Conducted Power Port 4(dBm)	Port 1+2+3+4 Combined Conducted Power (dBm)
Bottom+1	5.4	5.1	4.4	3.6	10.7
Middle	7.3	6.4	6.1	5.1	12.3
Top	8.0	6.0	7.2	6.4	13.0

Channel	Port 1+2+3+4 Combined Conducted Power (dBm)	Conducted Power Limit (dBm)	Margin (dB)	Result
Bottom+1	10.7	22.0	11.3	Complied
Middle	12.3	22.0	9.7	Complied
Top	13.0	22.0	9.0	Complied

Transmitter Maximum Conducted Output Power (continued)

De Facto EIRP Limit Comparison

Channel	Port 1+2+3+4 Combined Conducted Power (dBm)	Directional Antenna Gain (dBi)	EIRP (dBm)	De Facto EIRP Limit (dBm)	Margin (dB)	Result
Bottom+1	10.7	8	18.7	30.0	11.3	Complied
Middle	12.3	8	20.3	30.0	9.7	Complied
Top	13.0	8	21.0	30.0	9.0	Complied

Result: Pass

Transmitter Maximum Conducted Output Power (continued)

Results: 802.11ac / HT20 / MCS2 / MIMO / Port 1+2+3+4 / PWL 16 / 8 dBi Antenna / Port 1

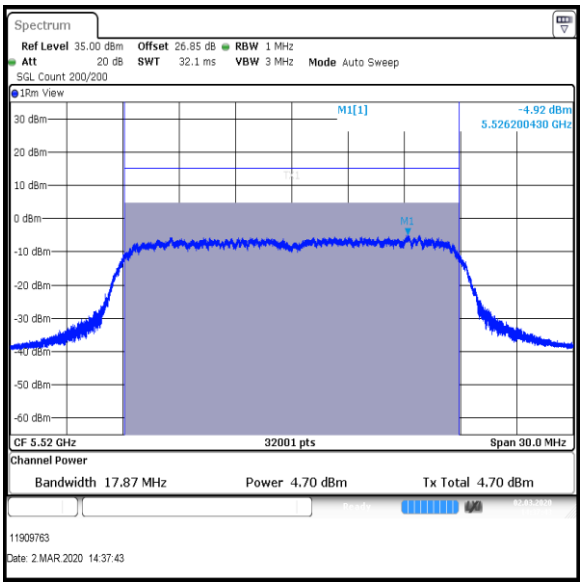

Bottom+1 Channel

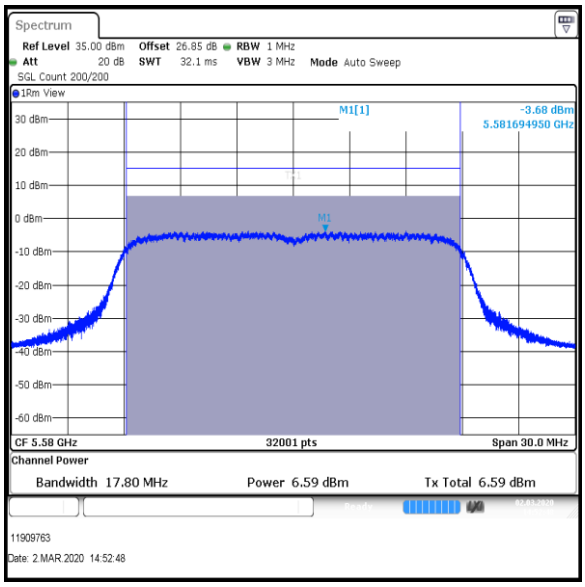

Middle Channel

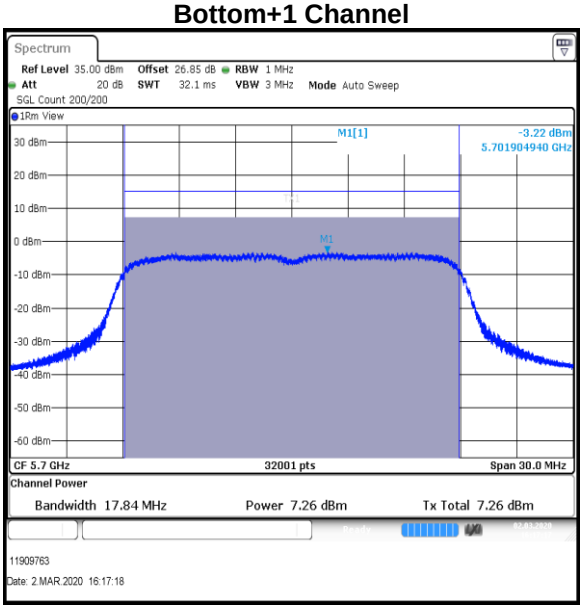

Top Channel

Result: Pass

Transmitter Maximum Conducted Output Power (continued)

Results: 802.11ac / HT20 / MCS2 / MIMO / Port 1+2+3+4 / PWL 16 / 8 dBi Antenna / Port 2

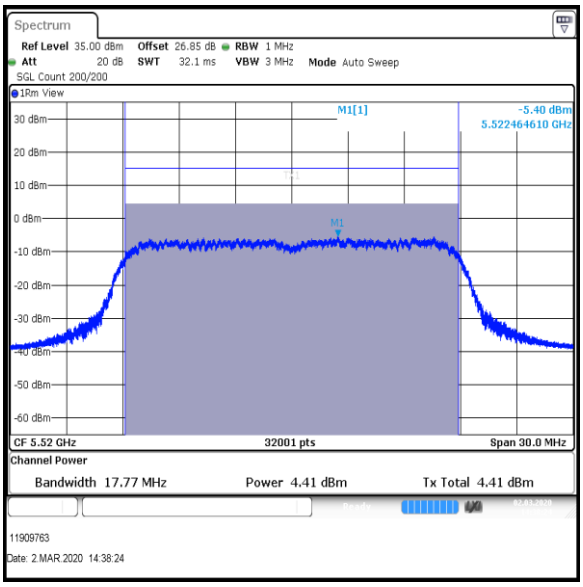

Bottom+1 Channel

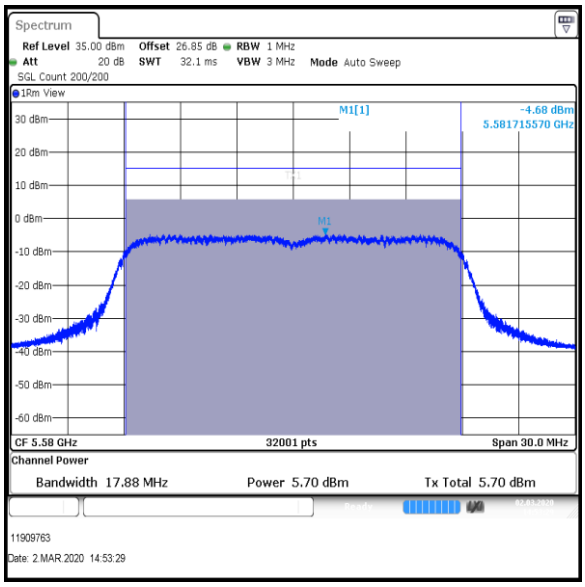

Middle Channel

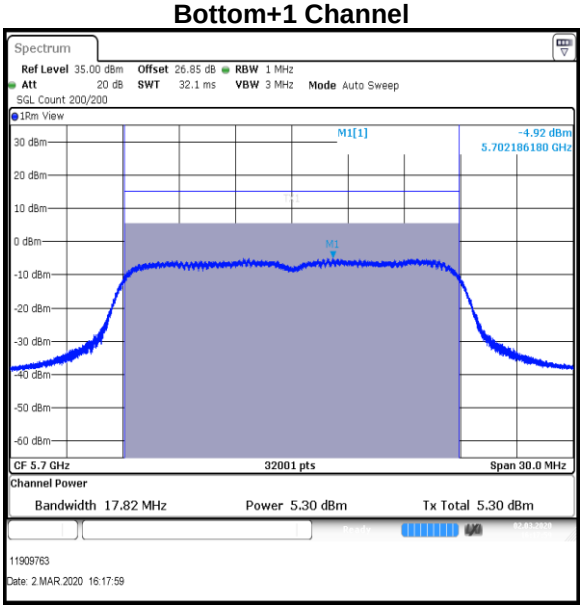

Top Channel

Result: Pass

Transmitter Maximum Conducted Output Power (continued)

Results: 802.11ac / HT20 / MCS2 / MIMO / Port 1+2+3+4 / PWL 16 / 8 dBi Antenna / Port 3

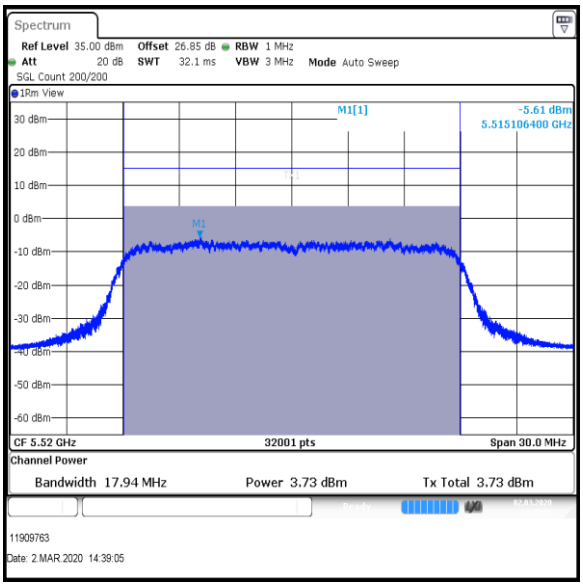

Bottom+1 Channel

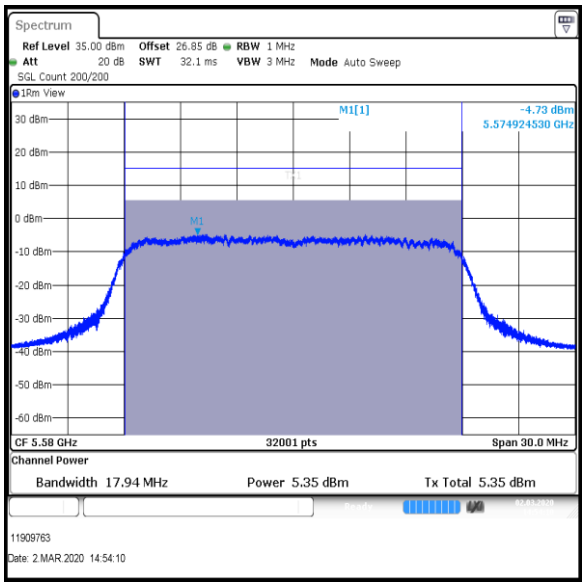

Middle Channel

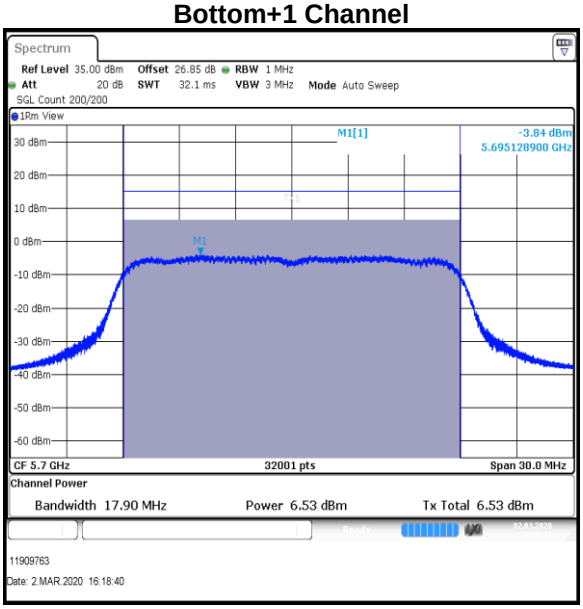

Top Channel

Result: Pass

Transmitter Maximum Conducted Output Power (continued)

Results: 802.11ac / HT20 / MCS2 / MIMO / Port 1+2+3+4 / PWL 16 / 8 dBi Antenna / Port 4

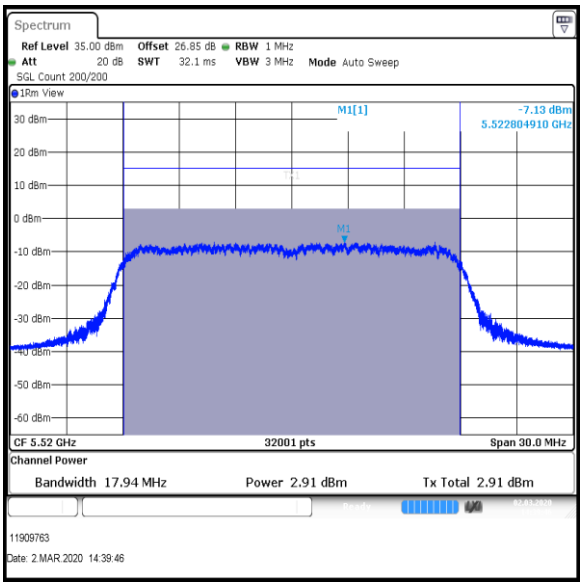

Bottom+1 Channel

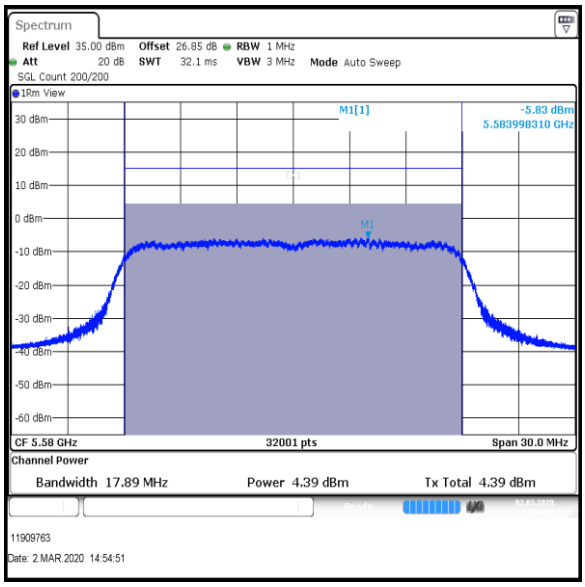

Middle Channel

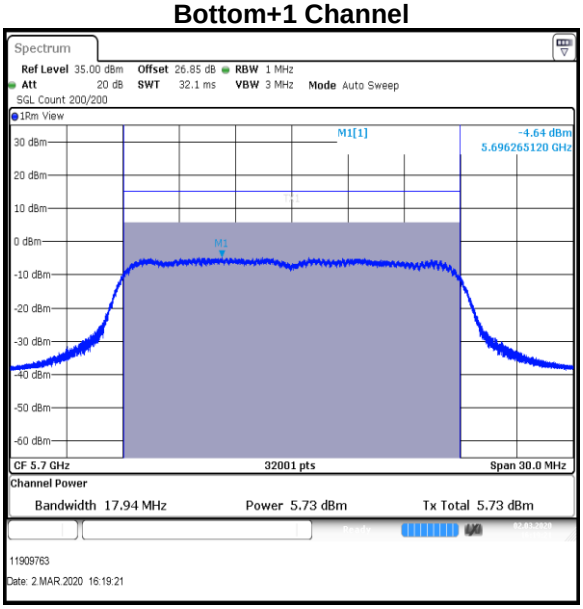

Top Channel

Result: Pass

Transmitter Maximum Conducted Output Power (continued)

Results: 802.11n / HT40 / MCS3 / MIMO / Port 1+2+3+4 / PWL 15 / 8 dBi Antenna

Channel	Port 1 Conducted Power (dBm)	Duty Cycle Correction (dB)	Port 1 Corrected Conducted Power (dBm)	Port 2 Conducted Power (dBm)	Duty Cycle Correction (dB)	Port 2 Corrected Conducted Power (dBm)
Bottom	5.2	1.4	6.6	5.6	1.4	7.0
Middle	6.7	1.4	8.1	5.2	1.4	6.6
Top	6.6	1.4	8.0	4.6	1.4	6.0

Channel	Port 3 Conducted Power (dBm)	Duty Cycle Correction (dB)	Port 3 Corrected Conducted Power (dBm)	Port 4 Conducted Power (dBm)	Duty Cycle Correction (dB)	Port 4 Corrected Conducted Power (dBm)
Bottom	4.3	1.4	5.7	3.8	1.4	5.2
Middle	5.5	1.4	6.9	4.5	1.4	5.9
Top	5.1	1.4	6.5	4.6	1.4	6.0

Channel	Corrected Conducted Power Port 1(dBm)	Corrected Conducted Power Port 2(dBm)	Corrected Conducted Power Port 3(dBm)	Corrected Conducted Power Port 4(dBm)	Port 1+2+3+4 Combined Conducted Power (dBm)
Bottom	6.6	7.0	5.7	5.2	12.2
Middle	8.1	6.6	6.9	5.9	13.0
Top	8.0	6.0	6.5	6.0	12.7

Channel	Port 1+2+3+4 Combined Conducted Power (dBm)	Conducted Power Limit (dBm)	Margin (dB)	Result
Bottom	12.2	22.0	9.8	Complied
Middle	13.0	22.0	9.0	Complied
Top	12.7	22.0	9.3	Complied

Transmitter Maximum Conducted Output Power (continued)

De Facto EIRP Limit Comparison

Channel	Port 1+2+3+4 Combined Conducted Power (dBm)	Directional Antenna Gain (dBi)	EIRP (dBm)	De Facto EIRP Limit (dBm)	Margin (dB)	Result
Bottom	12.2	8	20.2	30.0	9.8	Complied
Middle	13.0	8	21.0	30.0	9.0	Complied
Top	12.7	8	20.7	30.0	9.3	Complied

Result: Pass

Transmitter Maximum Conducted Output Power (continued)

Results: 802.11n / HT40 / MCS3 / MIMO / Port 1+2+3+4 / PWL 15 / 8 dBi Antenna / Port 1

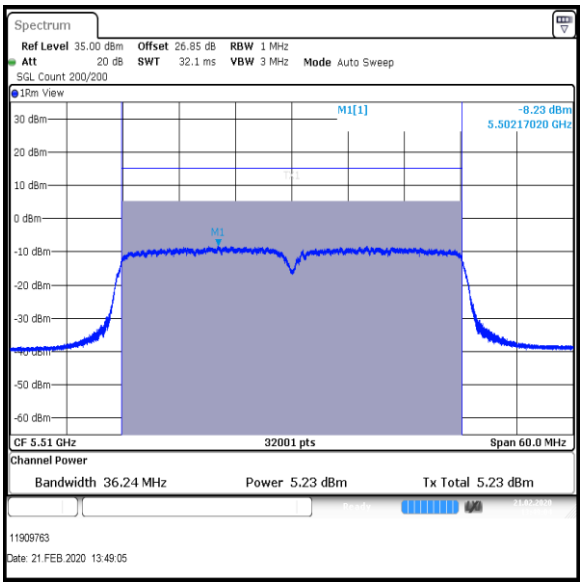

Bottom Channel

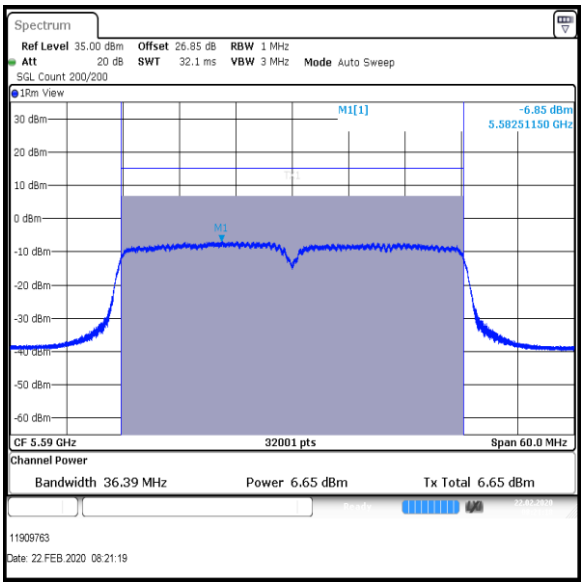

Middle Channel

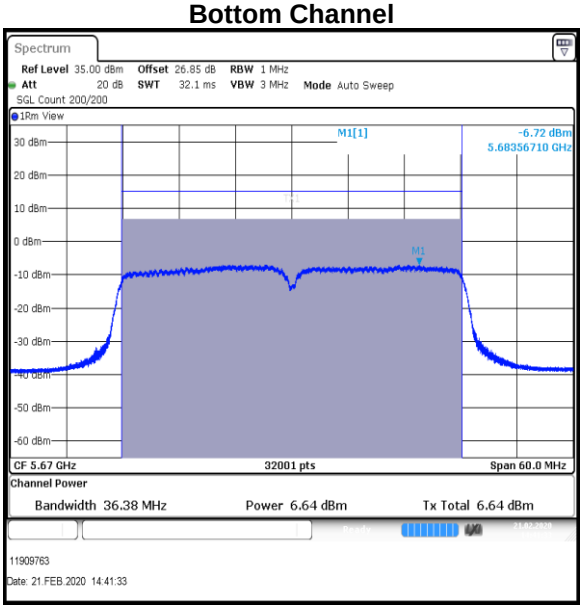

Top Channel

Result: Pass

Transmitter Maximum Conducted Output Power (continued)

Results: 802.11n / HT40 / MCS3 / MIMO / Port 1+2+3+4 / PWL 15 / 8 dBi Antenna / Port 2

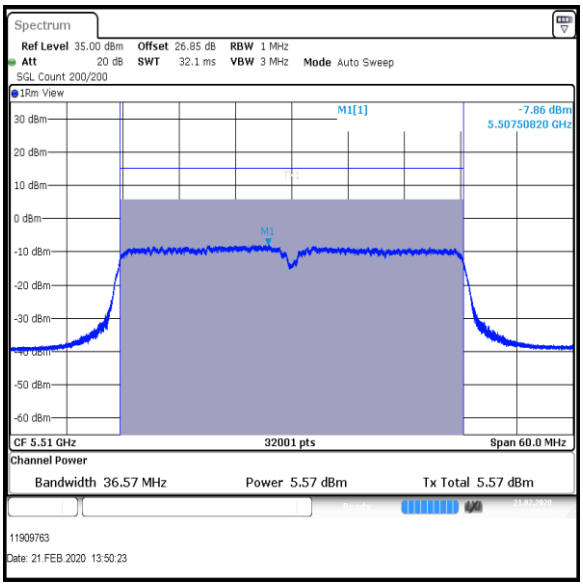

Bottom Channel

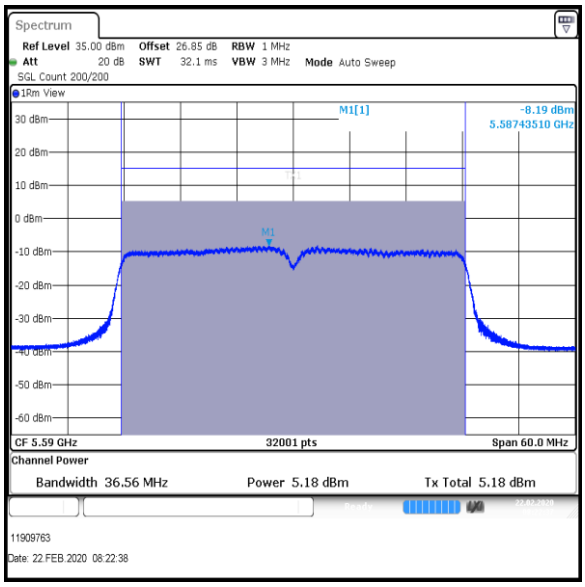

Middle Channel

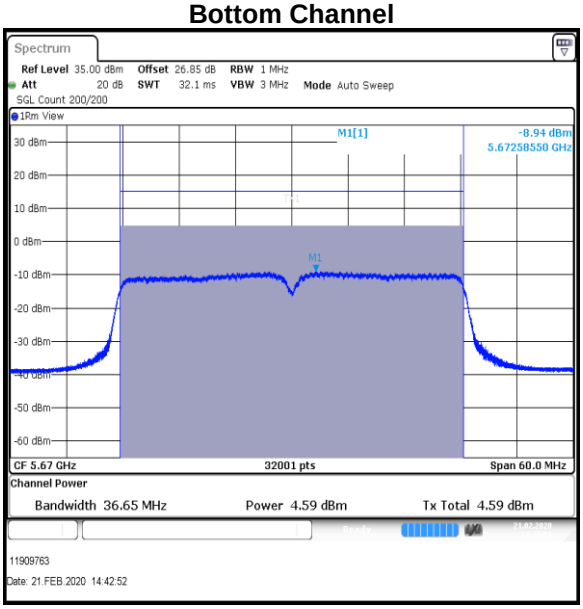

Top Channel

Result: Pass

Transmitter Maximum Conducted Output Power (continued)

Results: 802.11n / HT40 / MCS3 / MIMO / Port 1+2+3+4 / PWL 15 / 8 dBi Antenna / Port 3

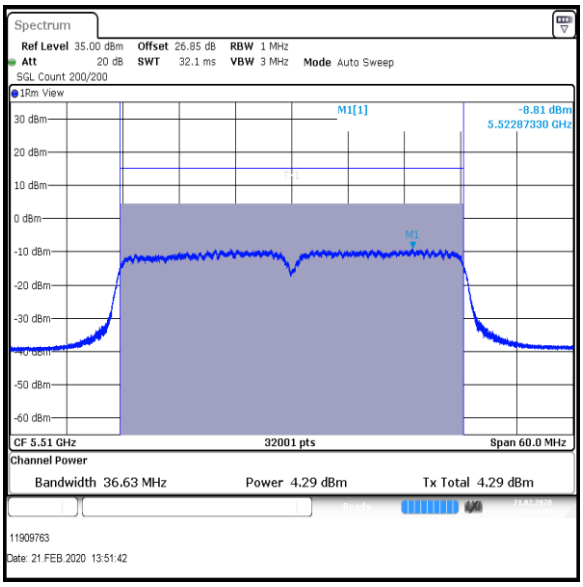

Bottom Channel

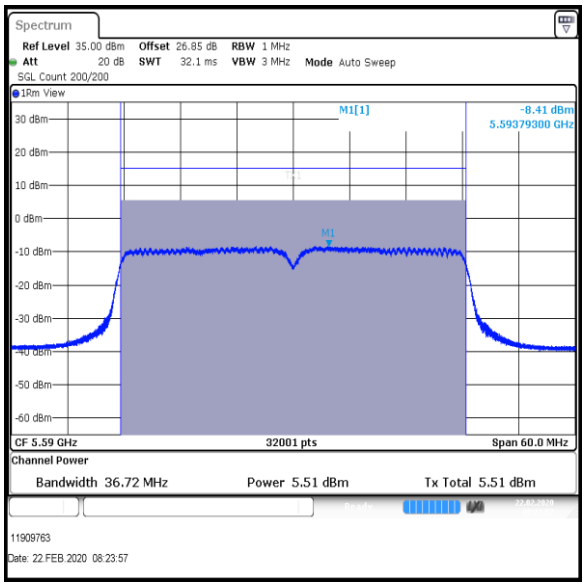

Middle Channel

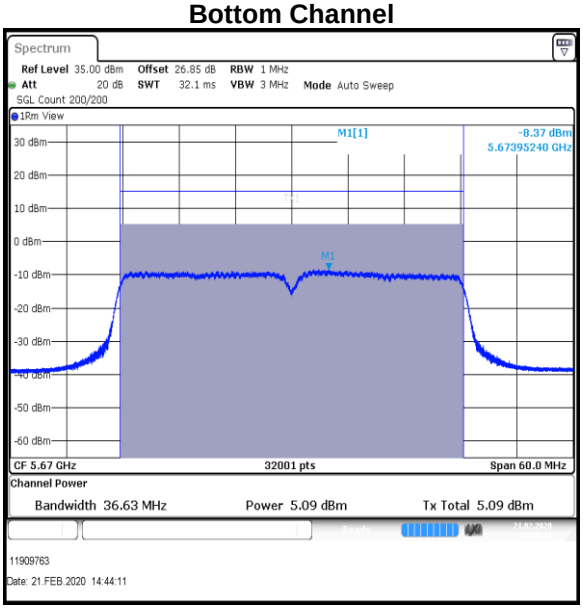

Top Channel

Result: Pass

Transmitter Maximum Conducted Output Power (continued)

Results: 802.11n / HT40 / MCS3 / MIMO / Port 1+2+3+4 / PWL 15 / 8 dBi Antenna / Port 4

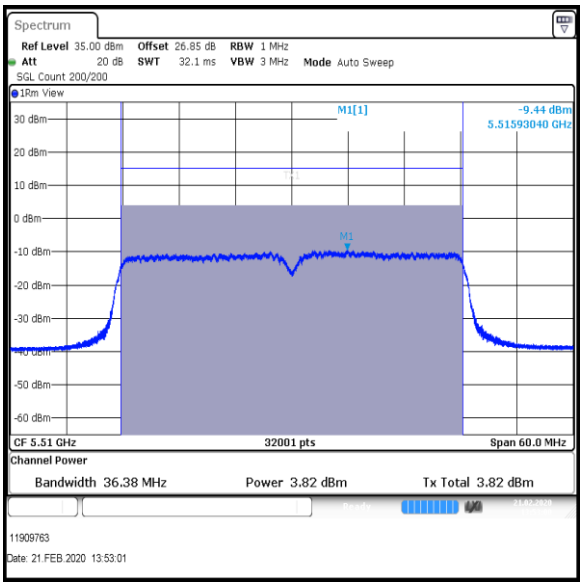

Bottom Channel

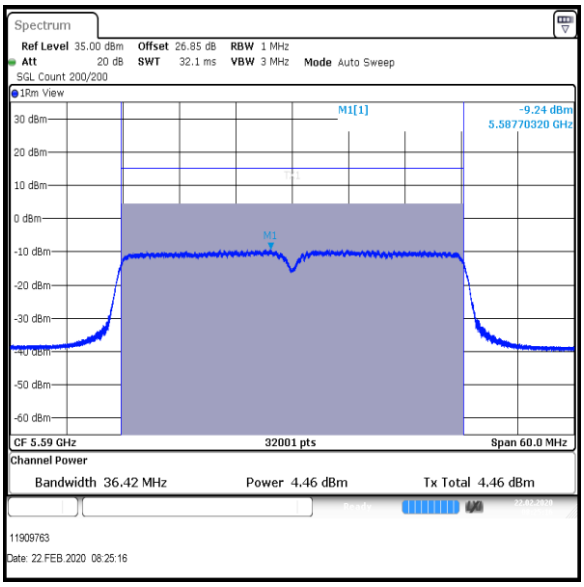

Middle Channel

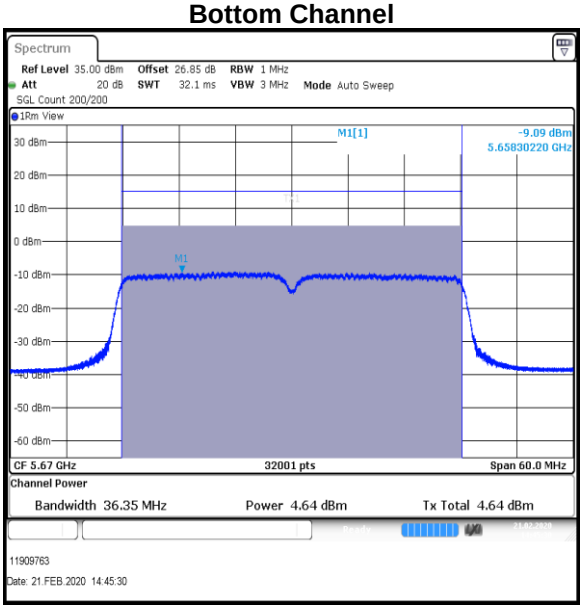

Top Channel

Result: Pass

Transmitter Maximum Conducted Output Power (continued)

Results: 802.11n / HT40 / MCS7 / MIMO / Port 1+2+3+4 / PWL 15 / 8 dBi Antenna

Channel	Port 1 Conducted Power (dBm)	Duty Cycle Correction (dB)	Port 1 Corrected Conducted Power (dBm)	Port 2 Conducted Power (dBm)	Duty Cycle Correction (dB)	Port 2 Corrected Conducted Power (dBm)
Bottom	4.5	3.5	8.0	5.1	3.5	8.6
Middle	3.8	3.5	7.3	2.3	3.5	5.8
Top	4.9	3.5	8.4	2.9	3.5	6.4

Channel	Port 3 Conducted Power (dBm)	Duty Cycle Correction (dB)	Port 3 Corrected Conducted Power (dBm)	Port 4 Conducted Power (dBm)	Duty Cycle Correction (dB)	Port 4 Corrected Conducted Power (dBm)
Bottom	3.6	3.5	7.1	3.1	3.5	6.6
Middle	2.7	3.5	6.2	1.9	3.5	5.4
Top	3.6	3.5	7.1	3.1	3.5	6.6

Channel	Corrected Conducted Power Port 1(dBm)	Corrected Conducted Power Port 2(dBm)	Corrected Conducted Power Port 3(dBm)	Corrected Conducted Power Port 4(dBm)	Port 1+2+3+4 Combined Conducted Power (dBm)
Bottom	8.0	8.6	7.1	6.6	13.7
Middle	7.3	5.8	6.2	5.4	12.3
Top	8.4	6.4	7.1	6.6	13.2

Channel	Port 1+2+3+4 Combined Conducted Power (dBm)	Conducted Power Limit (dBm)	Margin (dB)	Result
Bottom	13.7	22.0	8.3	Complied
Middle	12.3	22.0	9.7	Complied
Top	13.2	22.0	8.8	Complied

Transmitter Maximum Conducted Output Power (continued)

De Facto EIRP Limit Comparison

Channel	Port 1+2+3+4 Combined Conducted Power (dBm)	Directional Antenna Gain (dBi)	EIRP (dBm)	De Facto EIRP Limit (dBm)	Margin (dB)	Result
Bottom	13.7	8	21.7	30.0	8.3	Complied
Middle	12.3	8	20.3	30.0	9.7	Complied
Top	13.2	8	21.2	30.0	8.8	Complied

Result: Pass

Transmitter Maximum Conducted Output Power (continued)

Results: 802.11n / HT40 / MCS7 / MIMO / Port 1+2+3+4 / PWL 15 / 8 dBi Antenna / Port 1

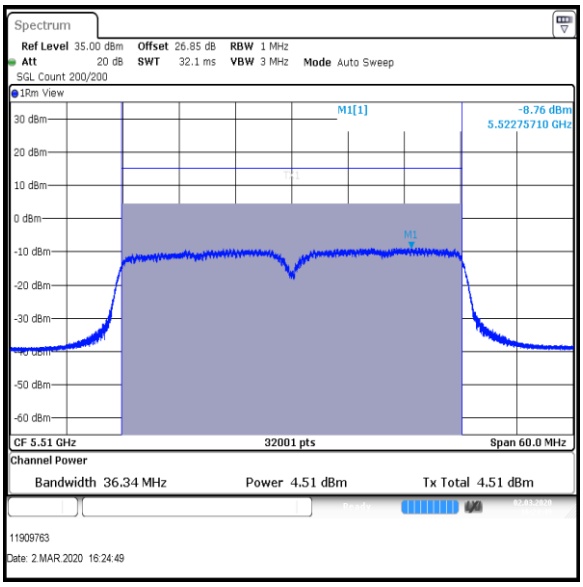

Bottom Channel

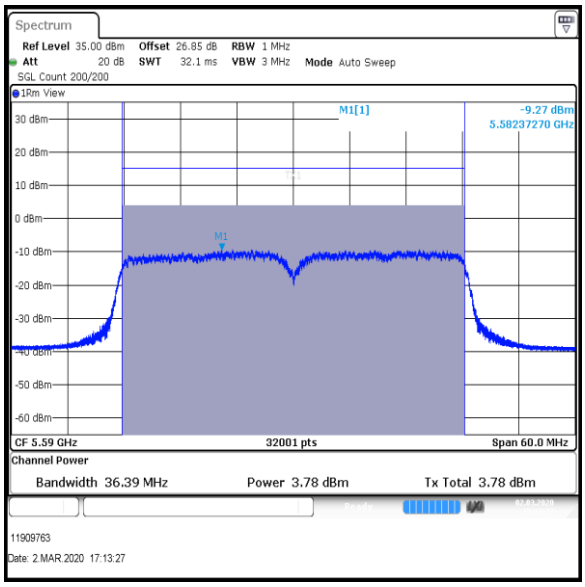

Middle Channel

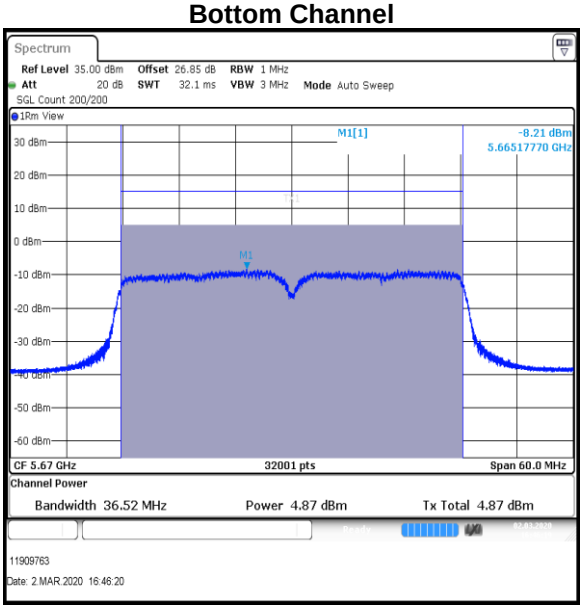

Top Channel

Result: Pass

Transmitter Maximum Conducted Output Power (continued)

Results: 802.11n / HT40 / MCS7 / MIMO / Port 1+2+3+4 / PWL 15 / 8 dBi Antenna / Port 2

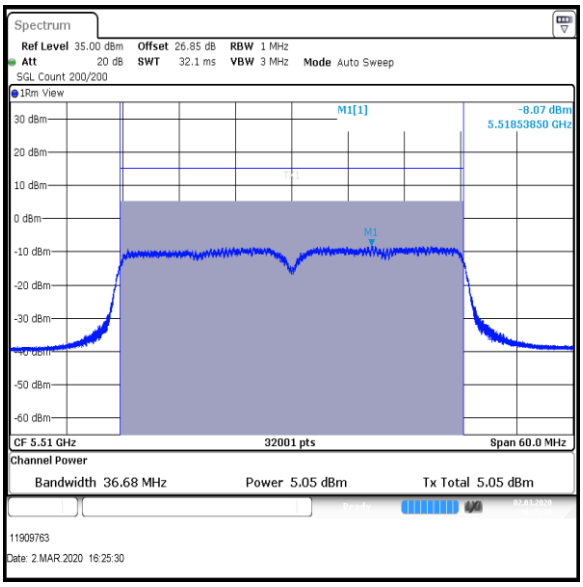

Bottom Channel

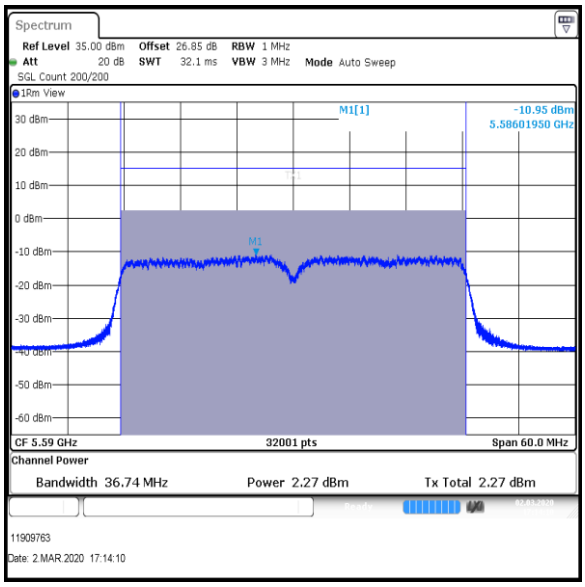

Middle Channel

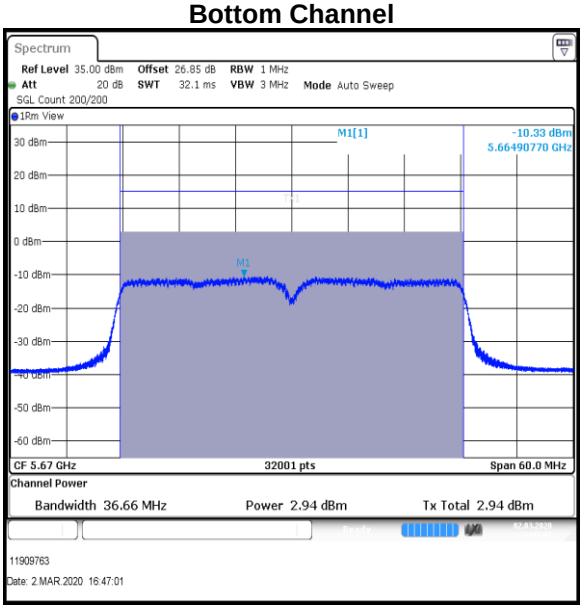

Top Channel

Result: Pass

Transmitter Maximum Conducted Output Power (continued)

Results: 802.11n / HT40 / MCS7 / MIMO / Port 1+2+3+4 / PWL 15 / 8 dBi Antenna / Port 3

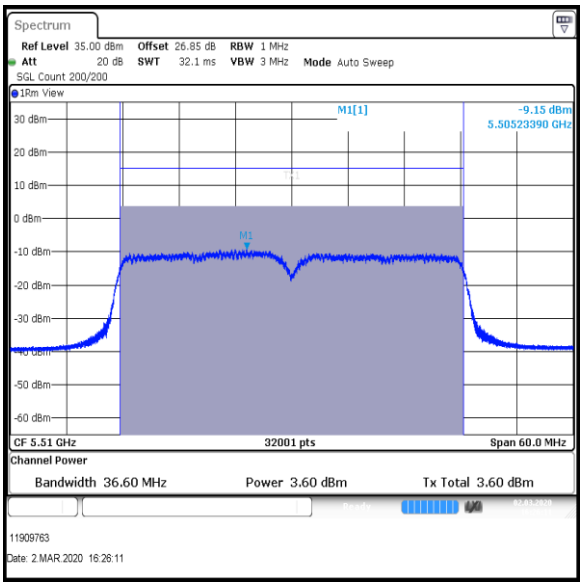

Bottom Channel

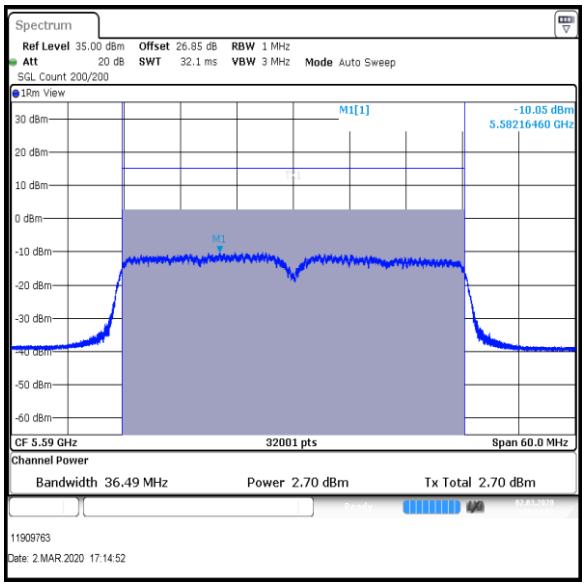

Middle Channel

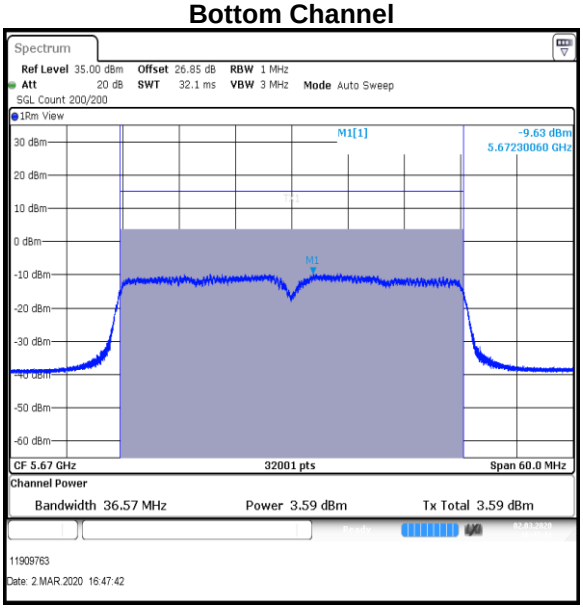

Top Channel

Result: Pass

Transmitter Maximum Conducted Output Power (continued)

Results: 802.11n / HT40 / MCS7 / MIMO / Port 1+2+3+4 / PWL 15 / 8 dBi Antenna / Port 4

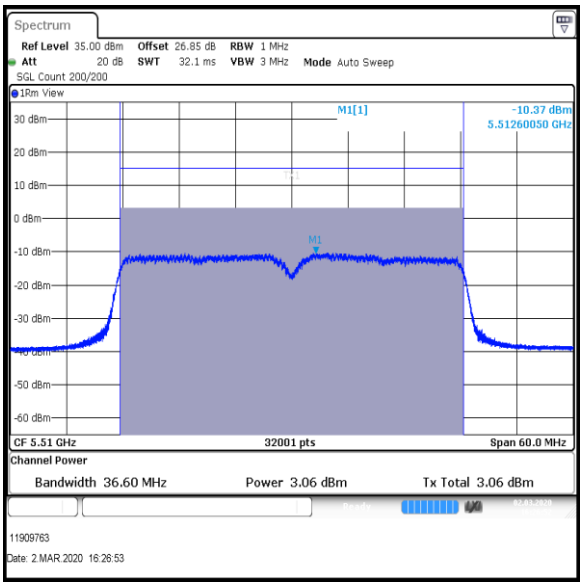

Bottom Channel

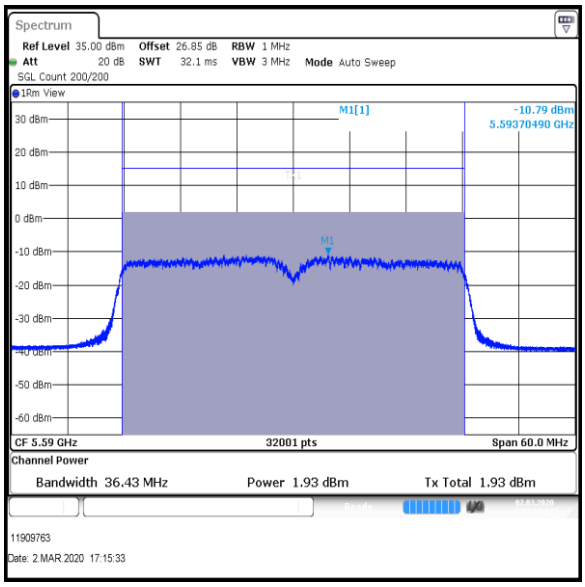

Middle Channel

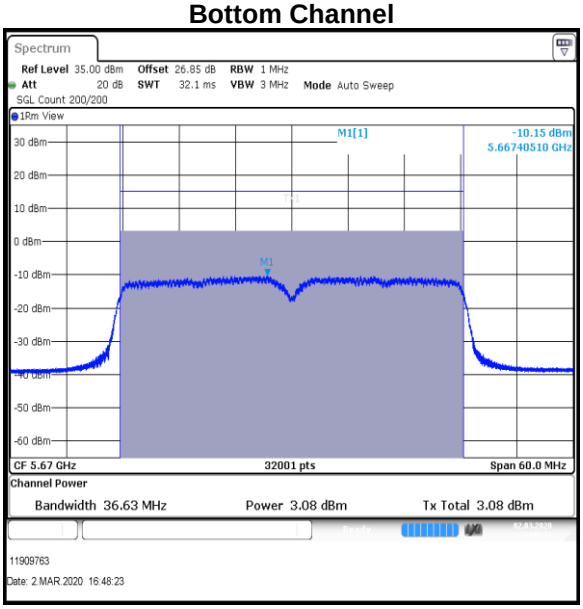

Top Channel

Result: Pass

Transmitter Maximum Conducted Output Power (continued)

Results: 802.11ac / HT40 / MCS3 / MIMO / Port 1+2+3+4 / PWL 15 / 8 dBi Antenna

Channel	Port 1 Conducted Power (dBm)	Duty Cycle Correction (dB)	Port 1 Corrected Conducted Power (dBm)	Port 2 Conducted Power (dBm)	Duty Cycle Correction (dB)	Port 2 Corrected Conducted Power (dBm)
Bottom	4.6	2.3	6.9	5.0	2.3	7.3
Middle	5.0	2.3	7.3	3.4	2.3	5.7
Top	5.1	2.3	7.4	3.2	2.3	5.5

Channel	Port 3 Conducted Power (dBm)	Duty Cycle Correction (dB)	Port 3 Corrected Conducted Power (dBm)	Port 4 Conducted Power (dBm)	Duty Cycle Correction (dB)	Port 4 Corrected Conducted Power (dBm)
Bottom	3.5	2.3	5.8	3.1	2.3	5.4
Middle	3.7	2.3	6.0	2.7	2.3	5.0
Top	3.4	2.3	5.7	3.0	2.3	5.3

Channel	Corrected Conducted Power Port 1(dBm)	Corrected Conducted Power Port 2(dBm)	Corrected Conducted Power Port 3(dBm)	Corrected Conducted Power Port 4(dBm)	Port 1+2+3+4 Combined Conducted Power (dBm)
Bottom	6.9	7.3	5.8	5.4	12.4
Middle	7.3	5.7	6.0	5.0	12.1
Top	7.4	5.5	5.7	5.3	12.1

Channel	Port 1+2+3+4 Combined Conducted Power (dBm)	Conducted Power Limit (dBm)	Margin (dB)	Result
Bottom	12.4	22.0	9.6	Complied
Middle	12.1	22.0	9.9	Complied
Top	12.1	22.0	9.9	Complied

Transmitter Maximum Conducted Output Power (continued)

De Facto EIRP Limit Comparison

Channel	Port 1+2+3+4 Combined Conducted Power (dBm)	Directional Antenna Gain (dBi)	EIRP (dBm)	De Facto EIRP Limit (dBm)	Margin (dB)	Result
Bottom	12.4	8	20.4	30.0	9.6	Complied
Middle	12.1	8	20.1	30.0	9.9	Complied
Top	12.1	8	20.1	30.0	9.9	Complied

Result: Pass

Transmitter Maximum Conducted Output Power (continued)

Results: 802.11ac / HT40 / MCS3 / MIMO / Port 1+2+3+4 / PWL 15 / 8 dBi Antenna / Port 1

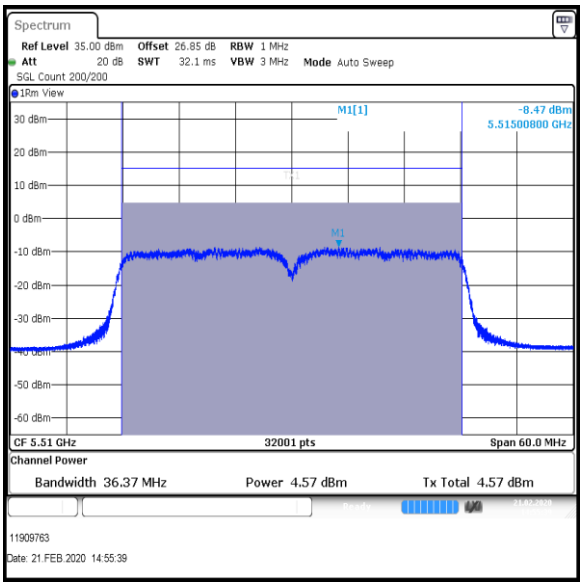

Bottom Channel

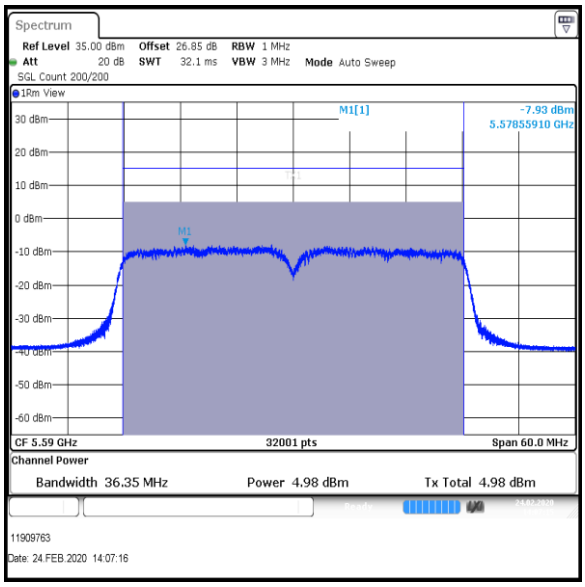

Middle Channel

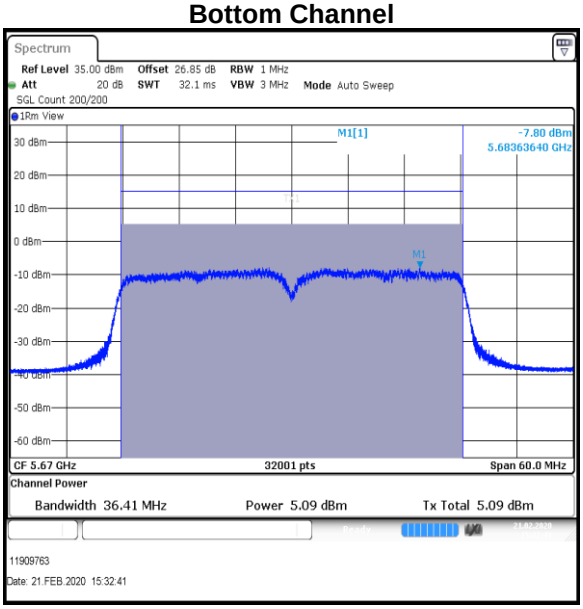

Top Channel

Result: Pass

Transmitter Maximum Conducted Output Power (continued)

Results: 802.11ac / HT40 / MCS3 / MIMO / Port 1+2+3+4 / PWL 15 / 8 dBi Antenna / Port 2

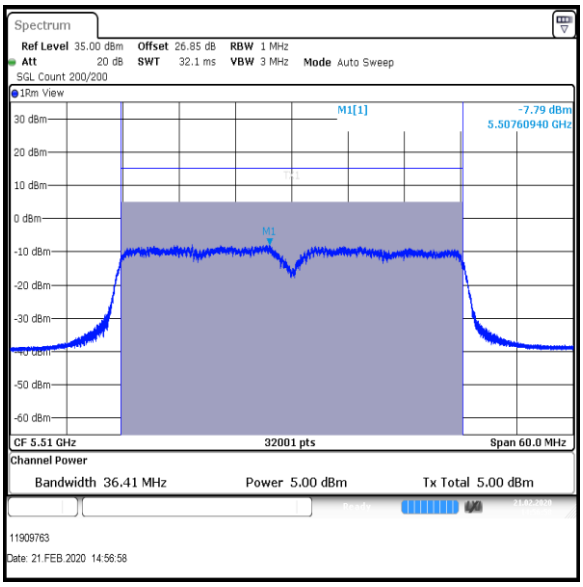

Bottom Channel

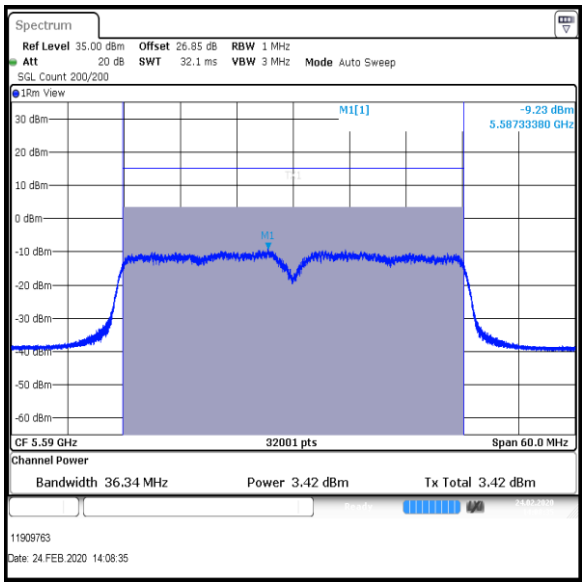

Middle Channel

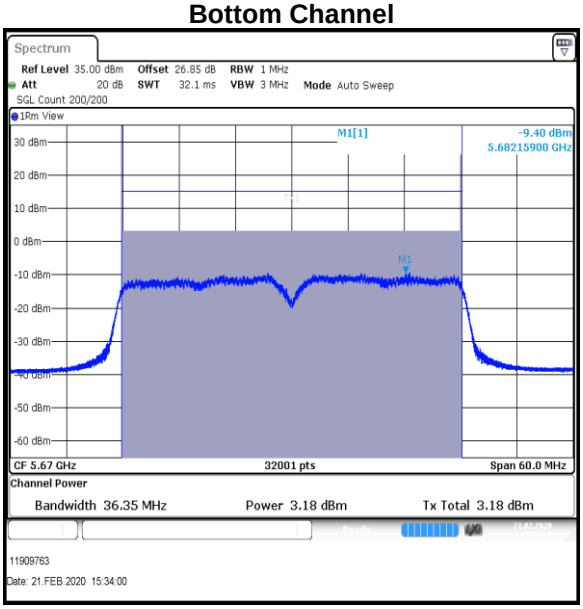

Top Channel

Result: Pass

Transmitter Maximum Conducted Output Power (continued)

Results: 802.11ac / HT40 / MCS3 / MIMO / Port 1+2+3+4 / PWL 15 / 8 dBi Antenna / Port 3

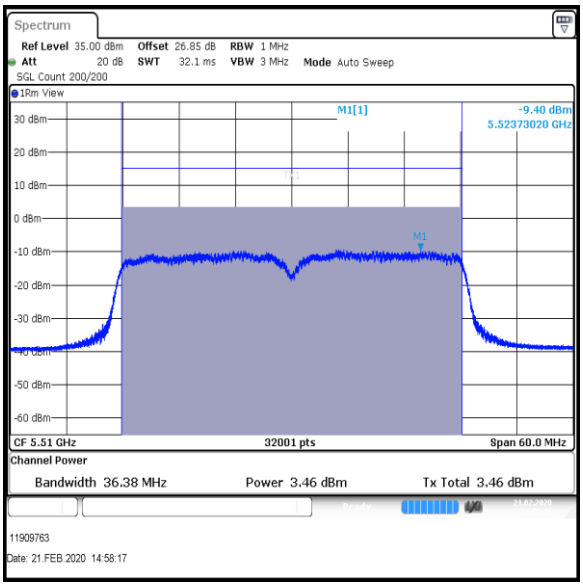

Bottom Channel

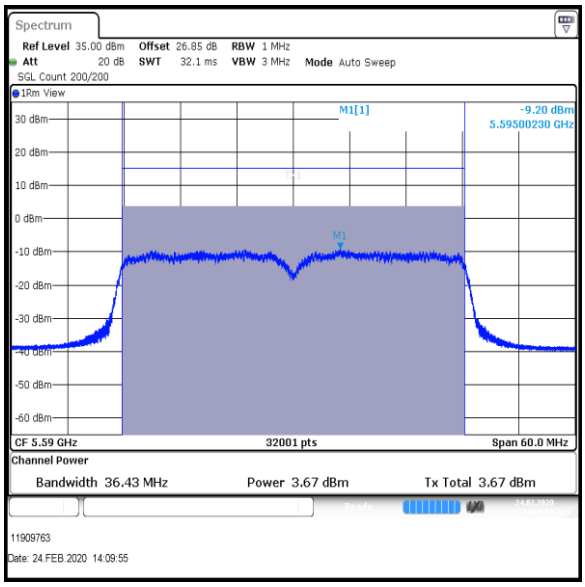

Middle Channel

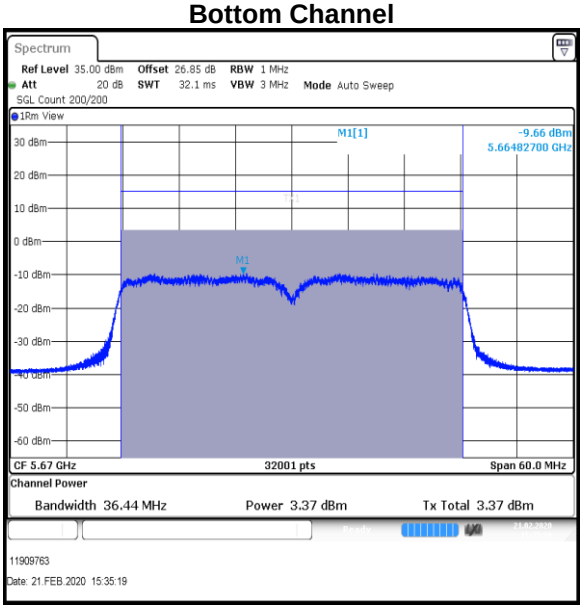

Top Channel

Result: Pass

Transmitter Maximum Conducted Output Power (continued)

Results: 802.11ac / HT40 / MCS3 / MIMO / Port 1+2+3+4 / PWL 15 / 8 dBi Antenna / Port 4

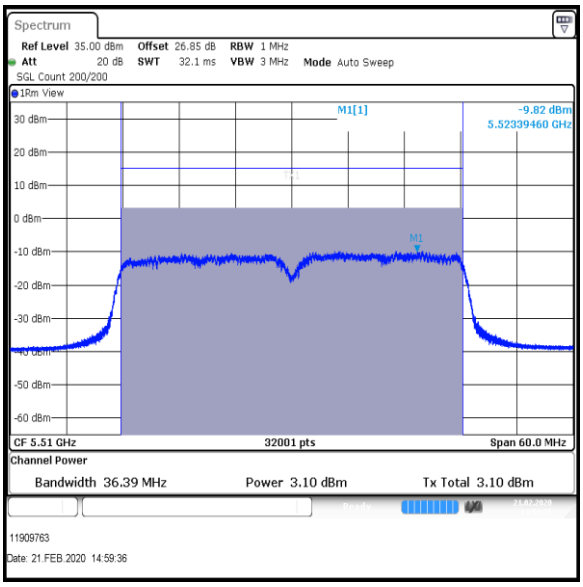

Bottom Channel

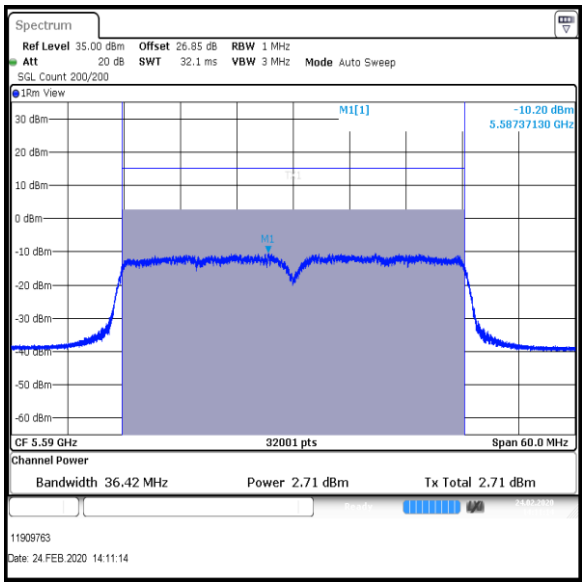

Middle Channel

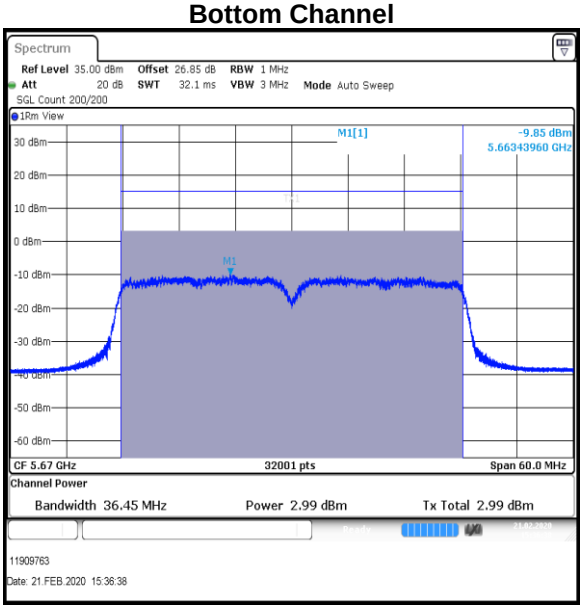

Top Channel

Result: Pass

Transmitter Maximum Conducted Output Power (continued)

Results: 802.11ac / HT40 / MCS7 / MIMO / Port 1+2+3+4 / PWL 15 / 8 dBi Antenna

Channel	Port 1 Conducted Power (dBm)	Duty Cycle Correction (dB)	Port 1 Corrected Conducted Power (dBm)	Port 2 Conducted Power (dBm)	Duty Cycle Correction (dB)	Port 2 Corrected Conducted Power (dBm)
Bottom	3.5	2.7	6.2	4.0	2.7	6.7
Middle	4.0	2.7	6.7	2.4	2.7	5.1
Top	3.9	2.7	6.6	2.0	2.7	4.7

Channel	Port 3 Conducted Power (dBm)	Duty Cycle Correction (dB)	Port 3 Corrected Conducted Power (dBm)	Port 4 Conducted Power (dBm)	Duty Cycle Correction (dB)	Port 4 Corrected Conducted Power (dBm)
Bottom	2.4	2.7	5.1	1.9	2.7	4.6
Middle	2.8	2.7	5.5	2.0	2.7	4.7
Top	2.5	2.7	5.2	1.9	2.7	4.6

Channel	Corrected Conducted Power Port 1(dBm)	Corrected Conducted Power Port 2(dBm)	Corrected Conducted Power Port 3(dBm)	Corrected Conducted Power Port 4(dBm)	Port 1+2+3+4 Combined Conducted Power (dBm)
Bottom	6.2	6.7	5.1	4.6	11.8
Middle	6.7	5.1	5.5	4.7	11.6
Top	6.6	4.7	5.2	4.6	11.4

Channel	Port 1+2+3+4 Combined Conducted Power (dBm)	Conducted Power Limit (dBm)	Margin (dB)	Result
Bottom	11.8	22.0	10.2	Complied
Middle	11.6	22.0	10.4	Complied
Top	11.4	22.0	10.6	Complied

Transmitter Maximum Conducted Output Power (continued)

De Facto EIRP Limit Comparison

Channel	Port 1+2+3+4 Combined Conducted Power (dBm)	Directional Antenna Gain (dBi)	EIRP (dBm)	De Facto EIRP Limit (dBm)	Margin (dB)	Result
Bottom	11.8	8	19.8	30.0	10.2	Complied
Middle	11.6	8	19.6	30.0	10.4	Complied
Top	11.4	8	19.4	30.0	10.6	Complied

Result: Pass

Transmitter Maximum Conducted Output Power (continued)

Results: 802.11ac / HT40 / MCS7 / MIMO / Port 1+2+3+4 / PWL 15 / 8 dBi Antenna / Port 1

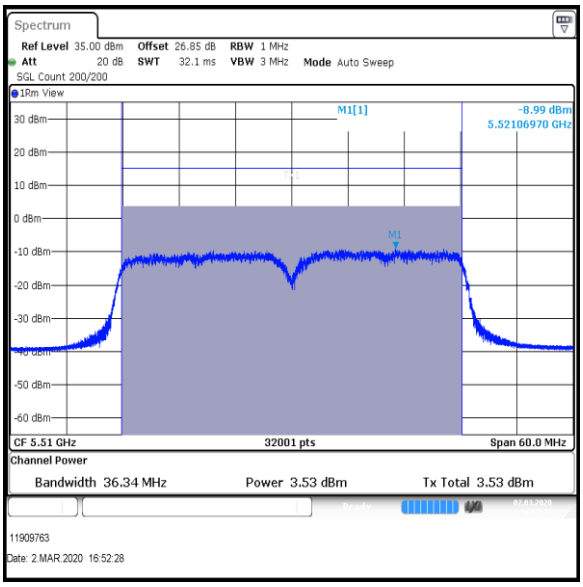

Bottom Channel

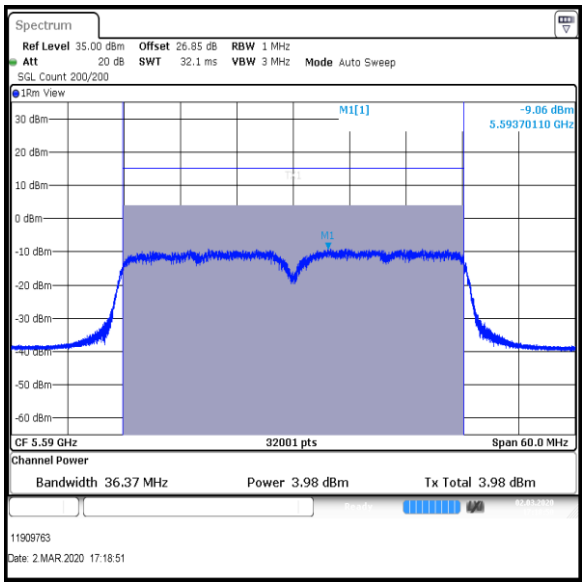

Middle Channel

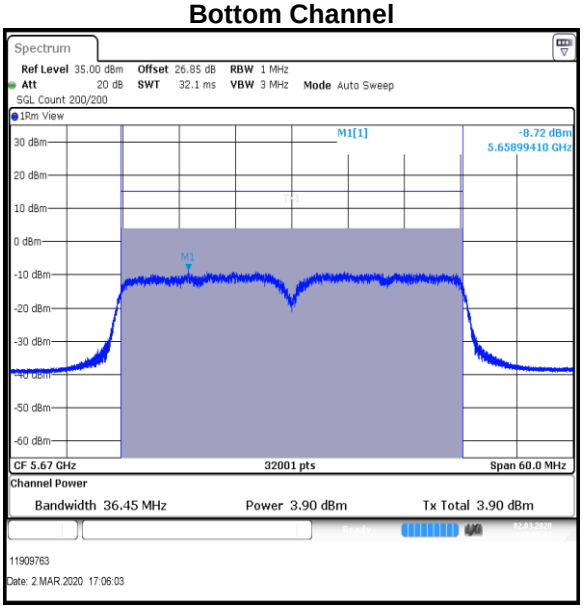

Top Channel

Result: Pass

Transmitter Maximum Conducted Output Power (continued)

Results: 802.11ac / HT40 / MCS7 / MIMO / Port 1+2+3+4 / PWL 15 / 8 dBi Antenna / Port 2

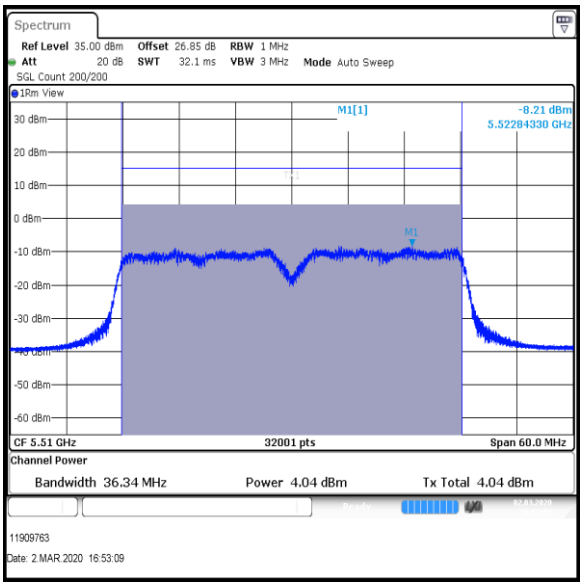

Bottom Channel

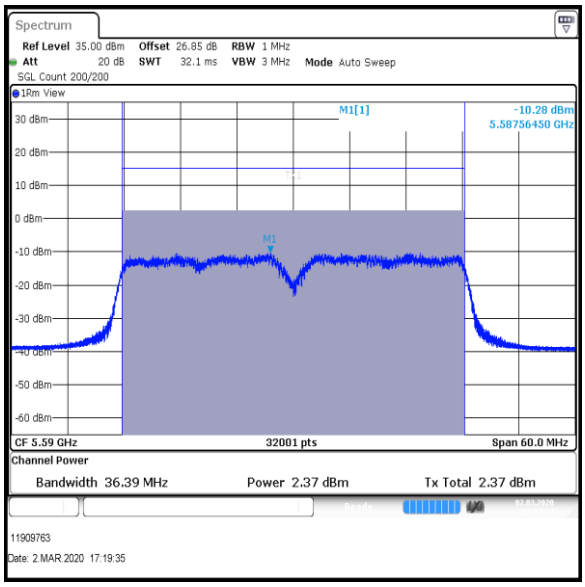

Middle Channel

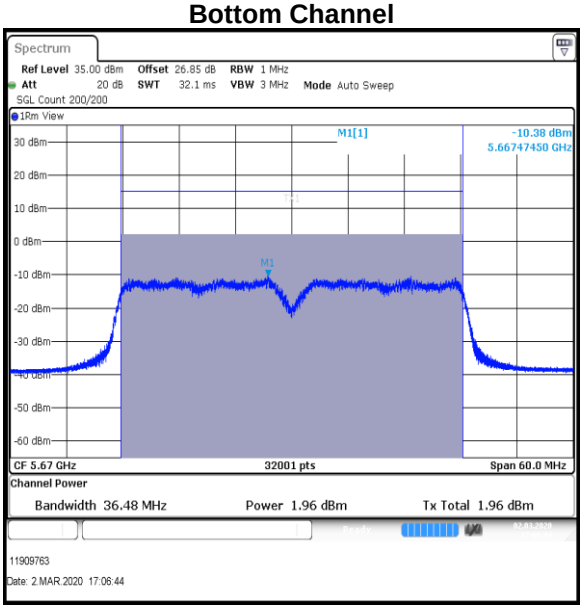

Top Channel

Result: Pass

Transmitter Maximum Conducted Output Power (continued)

Results: 802.11ac / HT40 / MCS7 / MIMO / Port 1+2+3+4 / PWL 15 / 8 dBi Antenna / Port 3

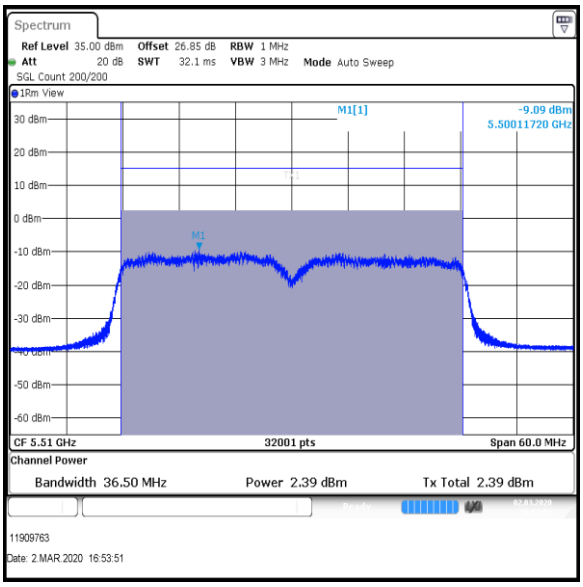

Bottom Channel

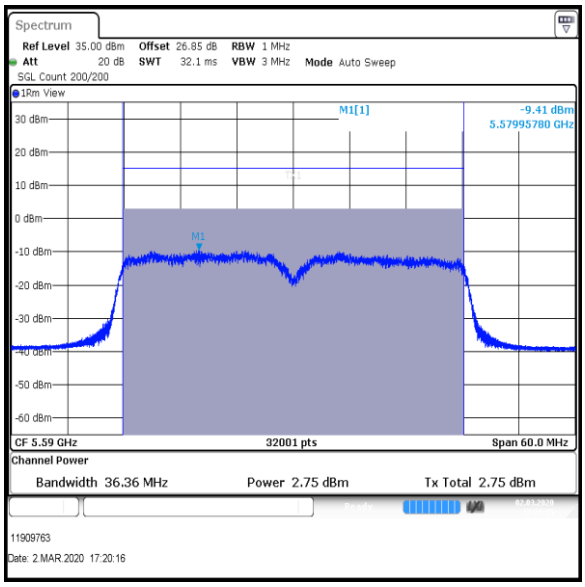

Middle Channel

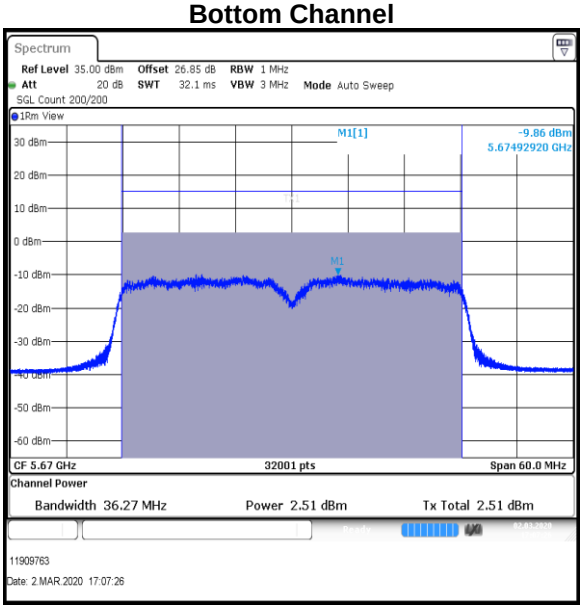

Top Channel

Result: Pass

Transmitter Maximum Conducted Output Power (continued)

Results: 802.11ac / HT40 / MCS7 / MIMO / Port 1+2+3+4 / PWL 15 / 8 dBi Antenna / Port 4

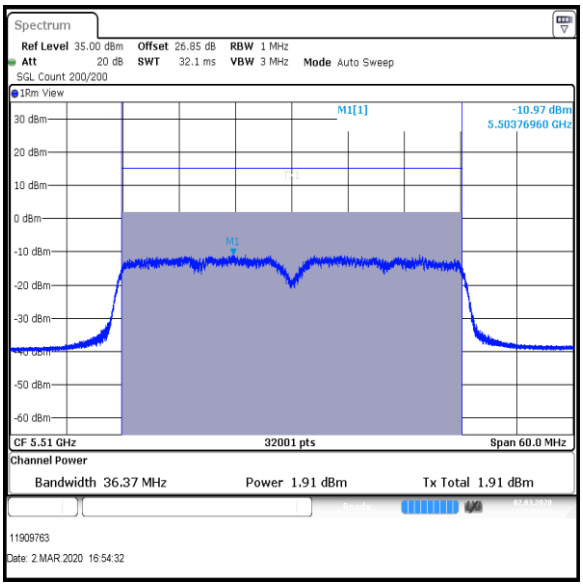

Bottom Channel

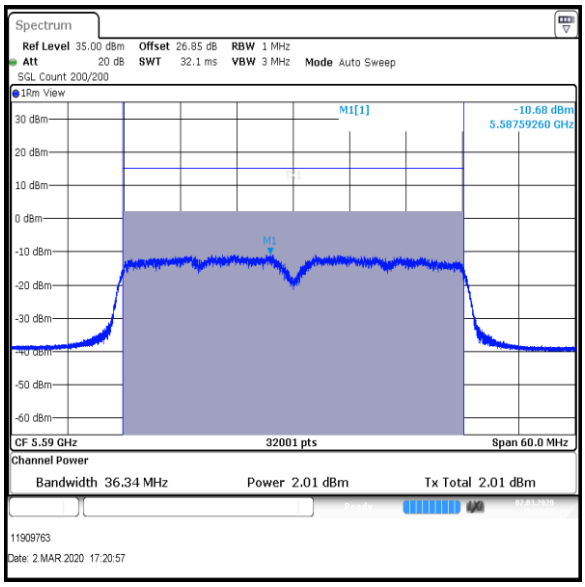

Middle Channel

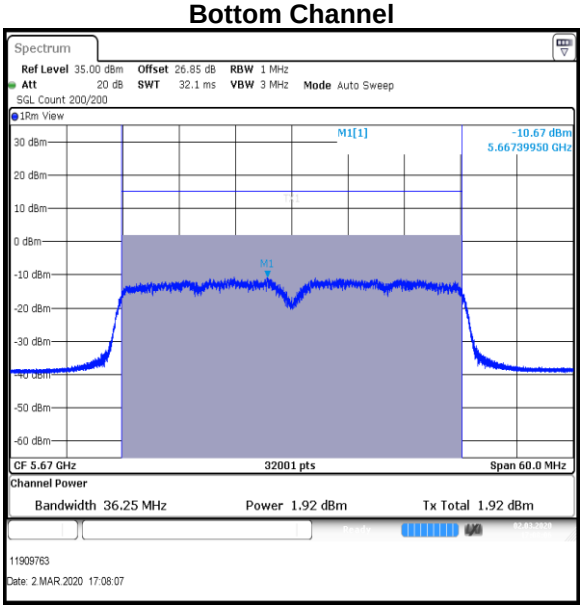

Top Channel

Result: Pass