## Transmitter Maximum Conducted Output Power (continued)

## Results: 802.11ac / HT80 / MCS3 / MIMO / Port 1+2+3+4 / PWL 15 / 8 dBi Antenna

| Channel | Port 1 Conducted Power (dBm) | Duty Cycle Correction (dB) | Port 1 Corrected Conducted Power (dBm) | Port 2 Conducted Power (dBm) | Duty Cycle Correction (dB) | Port 2 Corrected Conducted Power (dBm) |
|---|---|---|---|---|---|---|
| Bottom | 4.0 | 3.6 | 7.6 | 4.2 | 3.6 | 7.8 |
| Top | 4.3 | 3.6 | 7.9 | 2.4 | 3.6 | 6.0 |

| Channel | Port 3 Conducted Power (dBm) | Duty Cycle Correction (dB) | Port 3 Corrected Conducted Power (dBm) | Port 4 Conducted Power (dBm) | Duty Cycle Correction (dB) | Port 4 Corrected Conducted Power (dBm) |
|---|---|---|---|---|---|---|
| Bottom | 2.9 | 3.6 | 6.5 | 2.3 | 3.6 | 5.9 |
| Top | 2.9 | 3.6 | 6.5 | 2.2 | 3.6 | 5.8 |

| Channel | Corrected Conducted Power Port 1(dBm) | Corrected Conducted Power Port 2(dBm) | Corrected Conducted Power Port 3(dBm) | Corrected Conducted Power Port 4(dBm) | Port 1+2+3+4 Combined Conducted Power (dBm) |
|---|---|---|---|---|---|
| Bottom | 7.6 | 7.8 | 6.5 | 5.9 | 13.0 |
| Top | 7.9 | 6.0 | 6.5 | 5.8 | 12.7 |

| Channel | Port 1+2+3+4 Combined Conducted Power (dBm) | Conducted Power Limit (dBm) | Margin (dB) | Result |
|---|---|---|---|---|
| Bottom | 13.0 | 22.0 | 9.0 | Complied |
| Top | 12.7 | 22.0 | 9.3 | Complied |

## De Facto EIRP Limit Comparison

| Channel | Port 1+2+3+4 Combined Conducted Power (dBm) | Directional Antenna Gain (dBi) | EIRP (dBm) | De Facto EIRP Limit (dBm) | Margin (dB) | Result |
|---|---|---|---|---|---|---|
| Bottom | 13.0 | 8 | 21.0 | 30.0 | 9.0 | Complied |
| Top | 12.7 | 8 | 20.7 | 30.0 | 9.3 | Complied |

**Result:** Pass

## Transmitter Maximum Conducted Output Power (continued)

## Results: 802.11ac / HT80 / MCS3 / MIMO / Port 1+2+3+4 / PWL 15 / 8 dBi Antenna / Port 1

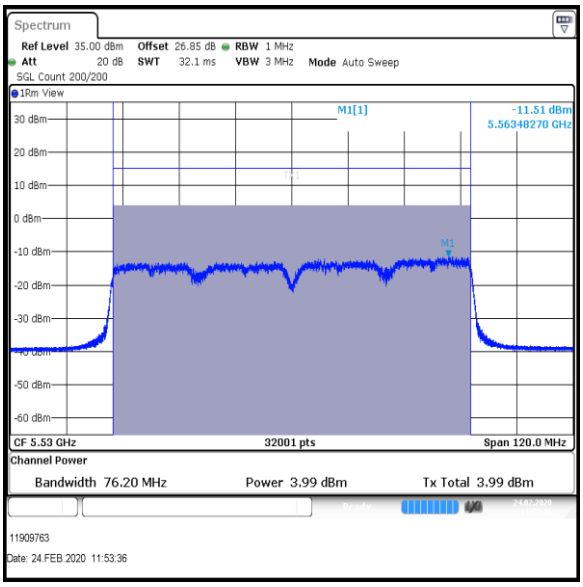


**Bottom Channel**

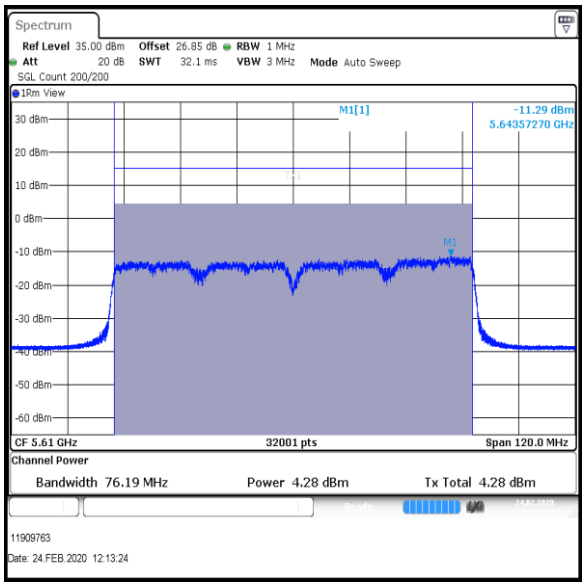


**Top Channel**

**Result: Pass**

## Transmitter Maximum Conducted Output Power (continued)

## Results: 802.11ac / HT80 / MCS3 / MIMO / Port 1+2+3+4 / PWL 15 / 8 dBi Antenna / Port 2

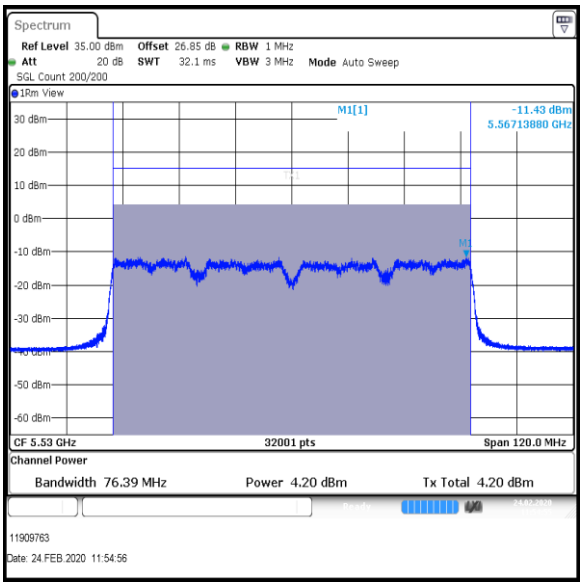


**Bottom Channel**

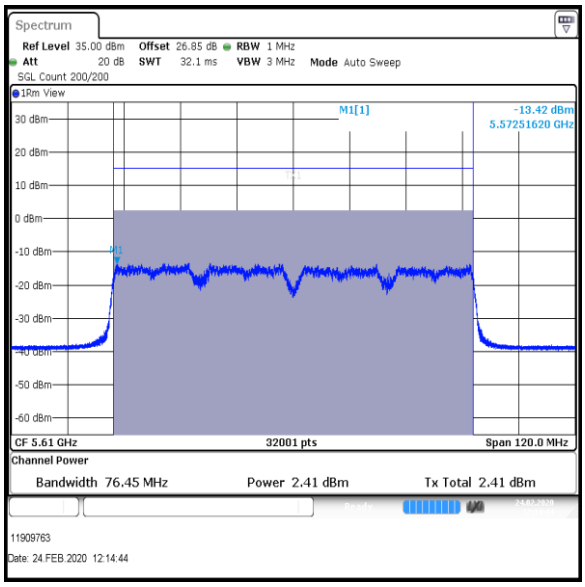


**Top Channel**

**Result: Pass**

## Transmitter Maximum Conducted Output Power (continued)

## Results: 802.11ac / HT80 / MCS3 / MIMO / Port 1+2+3+4 / PWL 15 / 8 dBi Antenna / Port 3

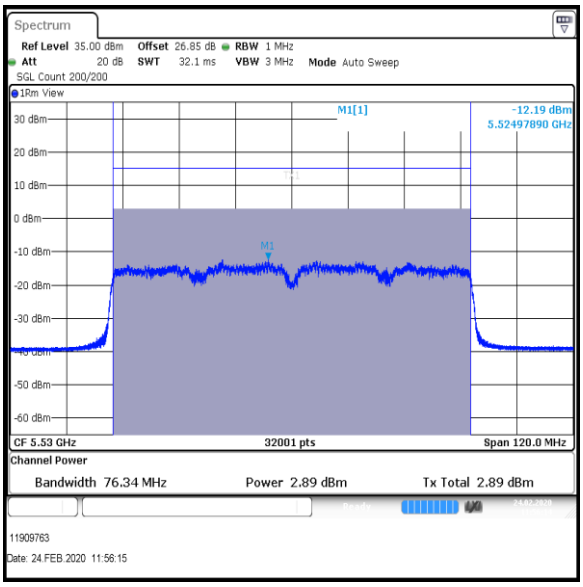


**Bottom Channel**

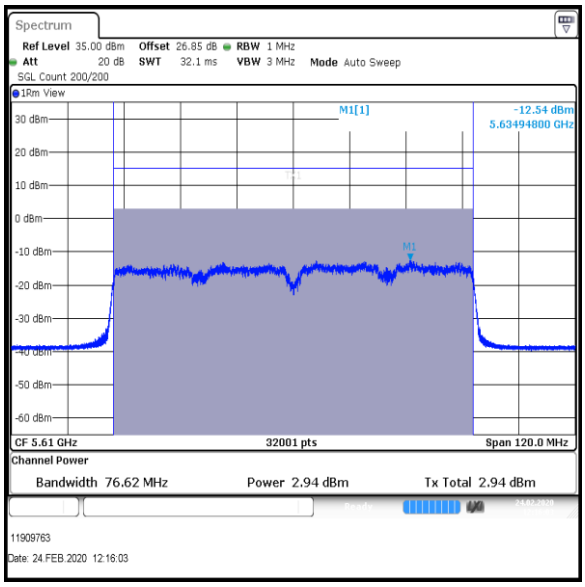


**Top Channel**

**Result: Pass**

## Transmitter Maximum Conducted Output Power (continued)

## Results: 802.11ac / HT80 / MCS3 / MIMO / Port 1+2+3+4 / PWL 15 / 8 dBi Antenna / Port 4

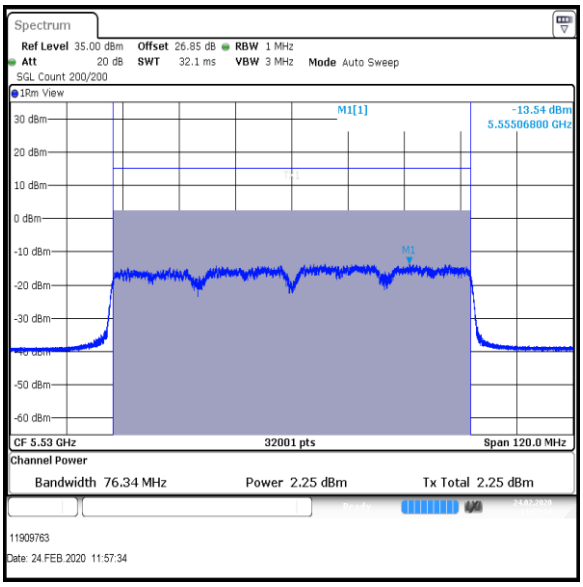


**Bottom Channel**

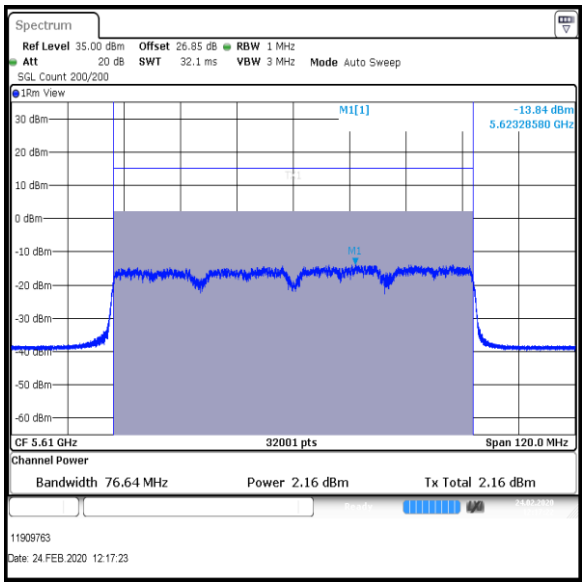


**Top Channel**

**Result: Pass**

## Transmitter Maximum Conducted Output Power (continued)

## Results: 802.11ac / HT80 / MCS6 / MIMO / Port 1+2+3+4 / PWL 15 / 8 dBi Antenna

| Channel | Port 1 Conducted Power (dBm) | Duty Cycle Correction (dB) | Port 1 Corrected Conducted Power (dBm) | Port 2 Conducted Power (dBm) | Duty Cycle Correction (dB) | Port 2 Corrected Conducted Power (dBm) |
|---|---|---|---|---|---|---|
| Bottom | 3.5 | 3.8 | 7.3 | 3.7 | 3.8 | 7.5 |
| Top | 3.8 | 3.8 | 7.6 | 1.9 | 3.8 | 5.7 |

| Channel | Port 3 Conducted Power (dBm) | Duty Cycle Correction (dB) | Port 3 Corrected Conducted Power (dBm) | Port 4 Conducted Power (dBm) | Duty Cycle Correction (dB) | Port 4 Corrected Conducted Power (dBm) |
|---|---|---|---|---|---|---|
| Bottom | 2.3 | 3.8 | 6.1 | 1.7 | 3.8 | 5.5 |
| Top | 2.4 | 3.8 | 6.2 | 1.6 | 3.8 | 5.4 |

| Channel | Corrected Conducted Power Port 1(dBm) | Corrected Conducted Power Port 2(dBm) | Corrected Conducted Power Port 3(dBm) | Corrected Conducted Power Port 4(dBm) | Port 1+2+3+4 Combined Conducted Power (dBm) |
|---|---|---|---|---|---|
| Bottom | 7.3 | 7.5 | 6.1 | 5.5 | 12.7 |
| Top | 7.6 | 5.7 | 6.2 | 5.4 | 12.3 |

| Channel | Port 1+2+3+4 Combined Conducted Power (dBm) | Conducted Power Limit (dBm) | Margin (dB) | Result |
|---|---|---|---|---|
| Bottom | 12.7 | 22.0 | 9.3 | Complied |
| Top | 12.3 | 22.0 | 9.7 | Complied |

## De Facto EIRP Limit Comparison

| Channel | Port 1+2+3+4 Combined Conducted Power (dBm) | Directional Antenna Gain (dBi) | EIRP (dBm) | De Facto EIRP Limit (dBm) | Margin (dB) | Result |
|---|---|---|---|---|---|---|
| Bottom | 12.7 | 8 | 20.7 | 30.0 | 9.3 | Complied |
| Top | 12.3 | 8 | 20.3 | 30.0 | 9.7 | Complied |

**Result: Pass**

## Transmitter Maximum Conducted Output Power (continued)

## Results: 802.11ac / HT80 / MCS6 / MIMO / Port 1+2+3+4 / PWL 15 / 8 dBi Antenna / Port 1

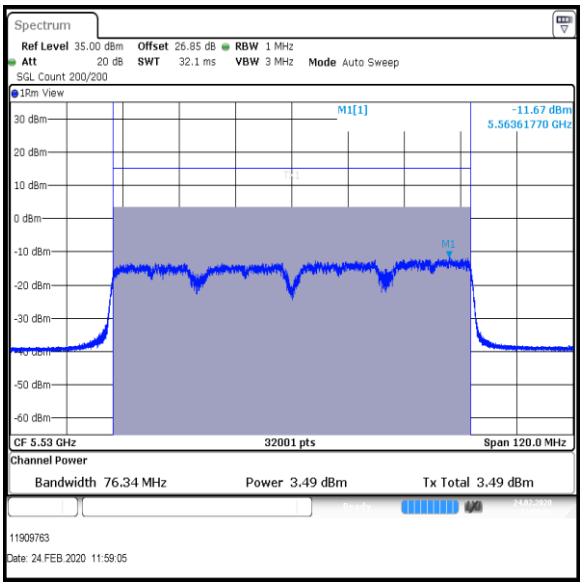


**Bottom Channel**

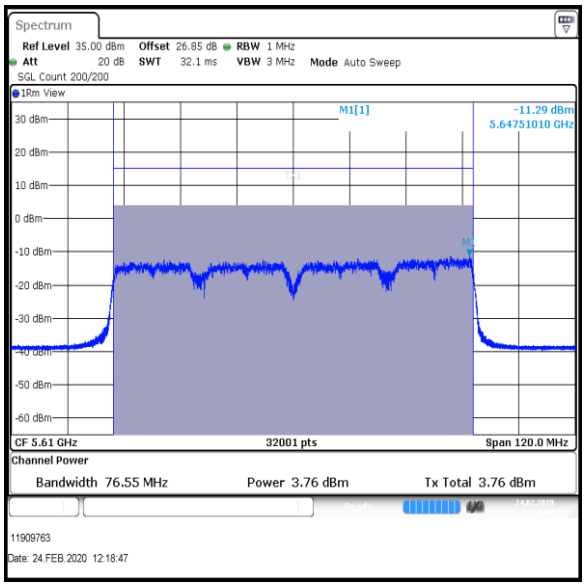


**Top Channel**

**Result: Pass**

## Transmitter Maximum Conducted Output Power (continued)

## Results: 802.11ac / HT80 / MCS6 / MIMO / Port 1+2+3+4 / PWL 15 / 8 dBi Antenna / Port 2

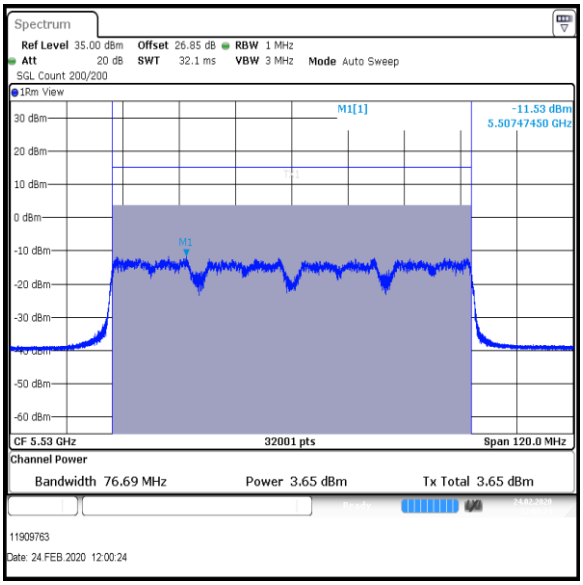


**Bottom Channel**

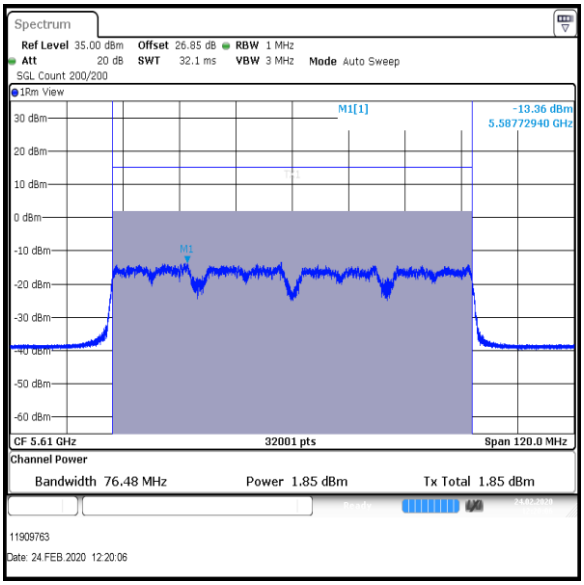


**Top Channel**

**Result: Pass**

## Transmitter Maximum Conducted Output Power (continued)

## Results: 802.11ac / HT80 / MCS6 / MIMO / Port 1+2+3+4 / PWL 15 / 8 dBi Antenna / Port 3

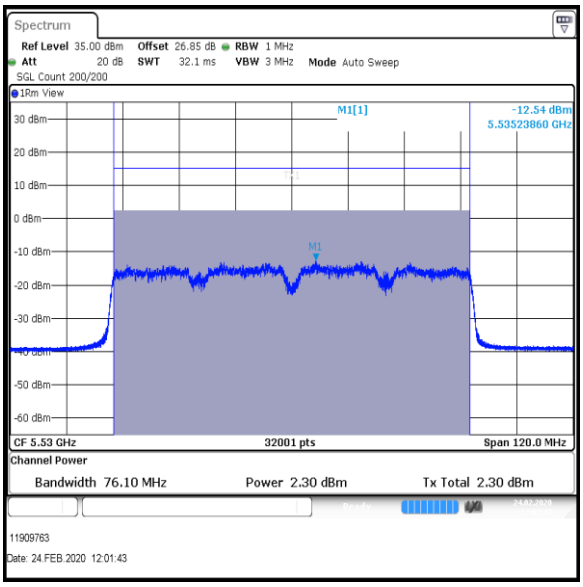


**Bottom Channel**

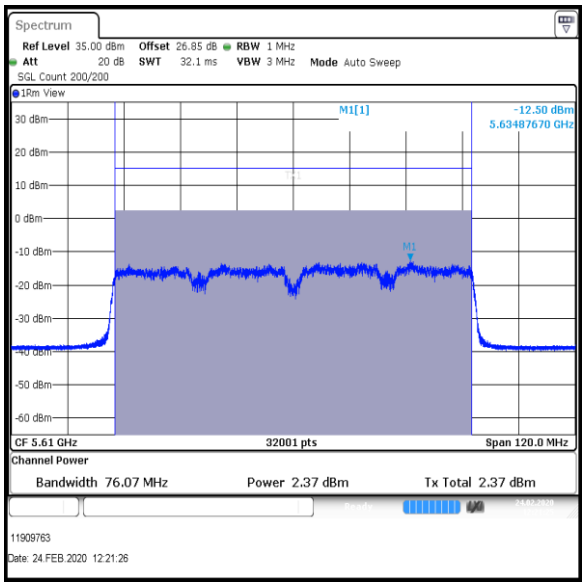


**Top Channel**

**Result: Pass**

## Transmitter Maximum Conducted Output Power (continued)

## Results: 802.11ac / HT80 / MCS6 / MIMO / Port 1+2+3+4 / PWL 15 / 8 dBi Antenna / Port 4

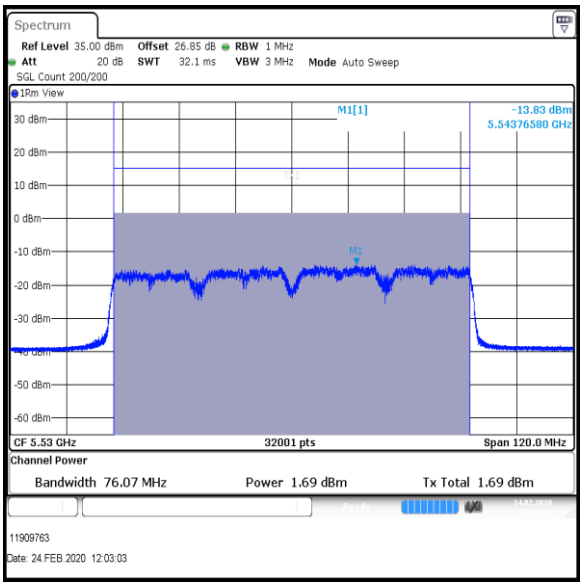


**Bottom Channel**

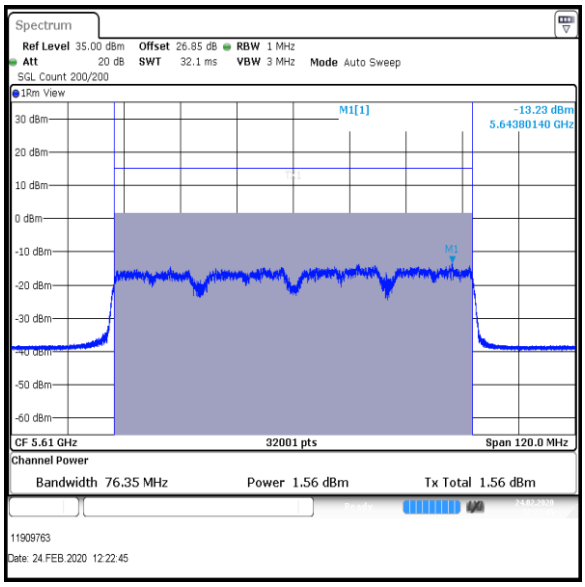


**Top Channel**

**Result: Pass**

## 5.2.5. Transmitter Maximum Power Spectral Density

### Test Summary:

| | | | |
|---|---|---|---|
| **Test Engineer:** | Krume Ivanov & Sercan Usta | **Test Dates:** | 21 February 2020 to 12 March 2020 |
| **Test Sample Serial Number:** | 192.168.0.65 | | |
| **Test Site Identification** | SR 9 | | |

| | |
|---|---|
| **FCC Reference:** | Part 15.407(a)(2) |
| **Test Method Used:** | KDB 789033 D02 Section II.F. referencing II.E.2.d)<br>KDB 662911 D01 Section E) 2) a) |

### Environmental Conditions:

| | |
|---|---|
| **Temperature (°C):** | 20 to 29 |
| **Relative Humidity (%):** | 23 to 40 |

### Notes:

1. Transmitter Maximum Power Spectral Density tests in all bands were performed using a test receiver in accordance with FCC KDB 789033 II. F referencing II.E.2.d)
2. Method SA-2 : The resolution bandwidth was set to 1 MHz and video bandwidth 3 MHz. An RMS detector was used and sweep time was set to auto and 300 traces performed. The span was set to encompass the entire 99% occupied bandwidth. The Power Spectral Density was measured by placing a marker on the peak of the signal.
3. For all data rates where the EUT was transmitting at <98% duty cycle, the calculated duty cycle in section 5.2.3 was added to the measured maximum power spectral density in order to compute the average maximum power spectral density during the actual transmission time.
4. The RF port on the EUT was connected to the spectrum analyser using suitable attenuation and RF cable. The measured values takes into consideration the external attenuation correction factors which is compensated by adding reference level offset of 26.85 dB@ 5.47-5.725 GHz to each of the conducted plots.
5. For all MIMO modes, PSD was measured across each relevant port and then combined using the measure-and-sum spectra across the outputs technique, stated in FCC KDB 662911 D01 Section E)2)a).
6. In accordance with FCC 15.407(a)(2) maximum power spectral density shall not exceed 11 dBm in any 1 MHz band.
7. The EUT antennas have a directional gain of > 6 dBi.
8. In accordance with FCC 15.407(a)(2), transmitting antennas of directional gain greater than 6 dBi are used, the maximum power spectral density shall be reduced by the amount in dB that the directional gain of the antenna exceeds 6 dBi.
9. Therefore reduced PSD limits are as follows:

   8 dBi Antenna :

   - SISO Port 1: limit of 11 dBm / 1 MHz has been reduced by 2 dB to 9 dBm / 1 MHz
   - MIMO Port1+2: limit of 11 dBm / 1 MHz reduced by 2 dB + 10 Log (2) to 5.9 dBm/ 1 MHz
   - MIMO Port1+2+3: limit of 11 dBm / 1 MHz reduced by 2 dB + 10 Log (3) to 4.2 dBm/1MHz
   - MIMO Port1+2+3+4: limit of 11 dBm / 1 MHz reduced by 2 dB + 10 Log (4) to 2.9 dBm/1MHz

## Transmitter Maximum Power Spectral Density (continued)

## Test setup:

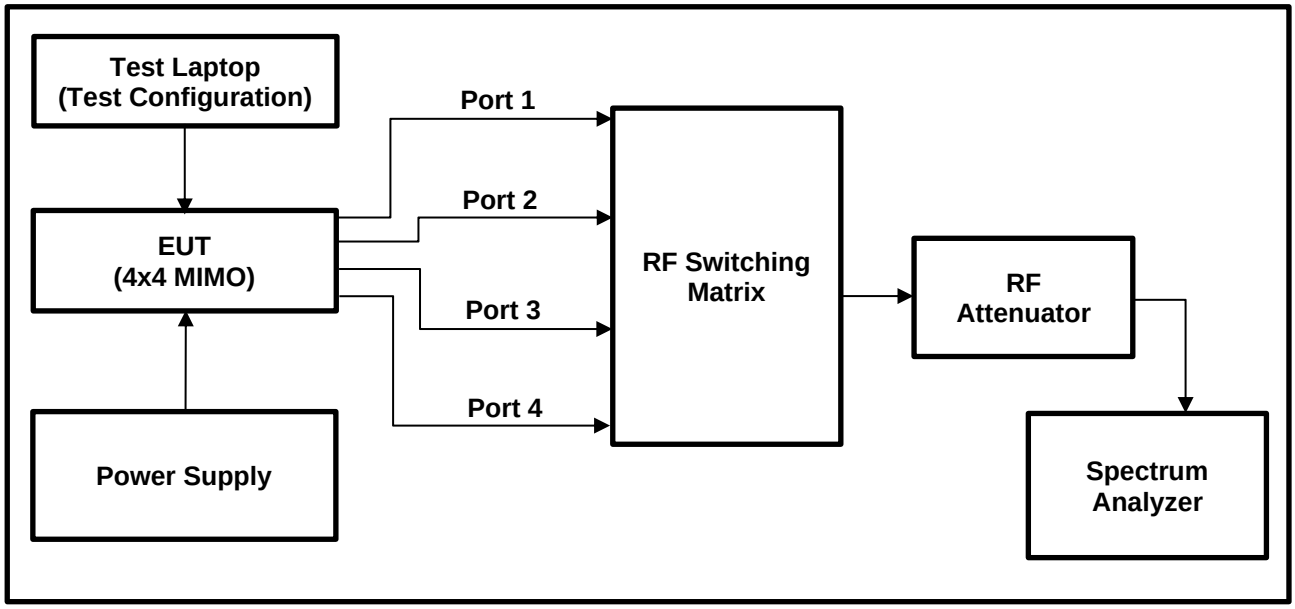

## Transmitter Maximum Power Spectral Density (continued)

## Results: 802.11a / 20 MHz / 48Mbit / SISO / Port 1 / PWL 13 / 8 dBi Antenna

| Channel | Port 1 PSD (dBm/MHz) | Duty Cycle Correction (dB) | Port 1 Corrected PSD (dBm/MHz) | Limit (dBm/MHz) | Margin (dB) | Result |
|---|---|---|---|---|---|---|
| Bottom | -1.3 | 1.5 | 0.2 | 9 | 8.8 | Complied |

## Results: 802.11a / 20 MHz / 48Mbit / SISO / Port 1 / PWL 13 / 8 dBi Antenna / Port 1

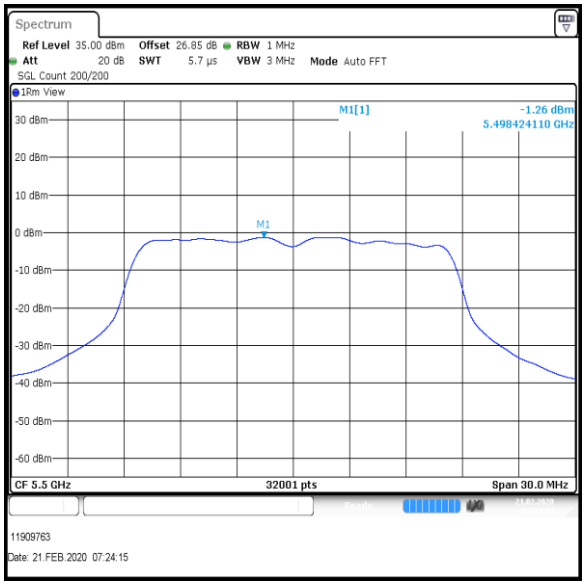


**Bottom Channel**

**Result: Pass**

## Transmitter Maximum Power Spectral Density (continued)

## Results: 802.11a / 20 MHz / 48Mbit / SISO / Port 1 / PWL 18 / 8 dBi Antenna

| Channel | Port 1 PSD (dBm/MHz) | Duty Cycle Correction (dB) | Port 1 Corrected PSD (dBm/MHz) | Limit (dBm/MHz) | Margin (dB) | Result |
|---|---|---|---|---|---|---|
| Bottom+1 | 3.3 | 1.5 | 4.8 | 9 | 4.1 | Complied |
| Middle | 3.4 | 1.5 | 4.9 | 9 | 4.1 | Complied |
| Top-1 | 3.6 | 1.5 | 5.1 | 9 | 3.9 | Complied |

## Results: 802.11a / 20 MHz / 48Mbit / SISO / Port 1 / PWL 18 / 8 dBi Antenna / Port 1

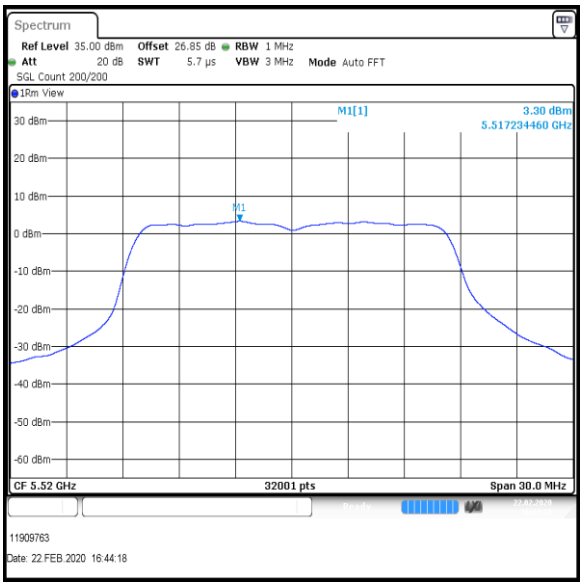


Bottom+1 Channel

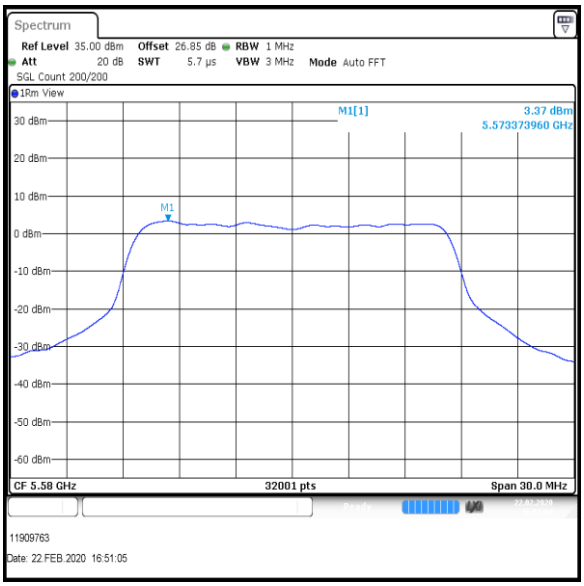


Middle Channel

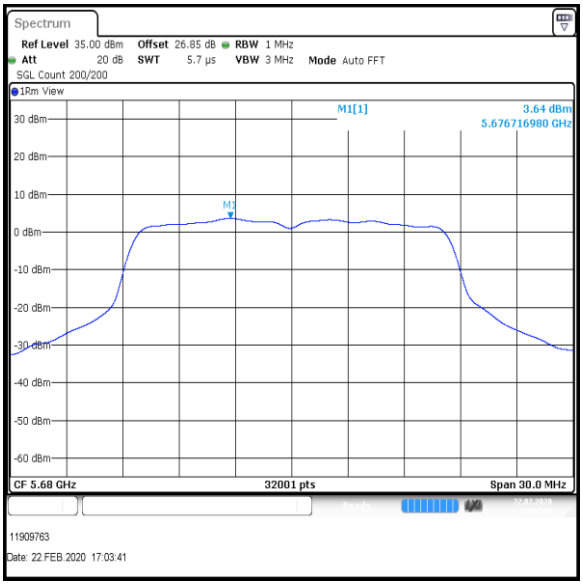


Top-1 Channel

**Result: Pass**

## Transmitter Maximum Power Spectral Density (continued)

## Results: 802.11a / 20 MHz / 48Mbit / SISO / Port 1 / PWL 15 / 8 dBi Antenna

| Channel | Port 1 PSD (dBm/MHz) | Duty Cycle Correction (dB) | Port 1 Corrected PSD (dBm/MHz) | Limit (dBm/MHz) | Margin (dB) | Result |
|---|---|---|---|---|---|---|
| Top | -0.4 | 1.5 | 1.1 | 9 | 7.9 | Complied |

## Results: 802.11a / 20 MHz / 48Mbit / SISO / Port 1 / PWL 15 / 8 dBi Antenna / Port 1

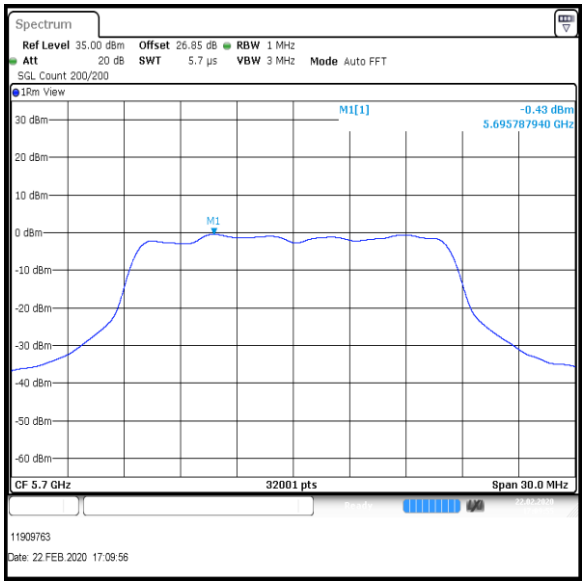


**Top Channel**

**Result: Pass**

## Transmitter Maximum Power Spectral Density (continued)

## Results: 802.11a / 20 MHz / 54Mbit / SISO / Port 1 / PWL 13 / 8 dBi Antenna

| Channel | Port 1 PSD (dBm/MHz) | Duty Cycle Correction (dB) | Port 1 Corrected PSD (dBm/MHz) | Limit (dBm/MHz) | Margin (dB) | Result |
|---|---|---|---|---|---|---|
| Bottom | -2.2 | 1.7 | -0.5 | 9 | 9.5 | Complied |

## Results: 802.11a / 20 MHz / 54Mbit / SISO / Port 1 / PWL 13 / 8 dBi Antenna / Port 1

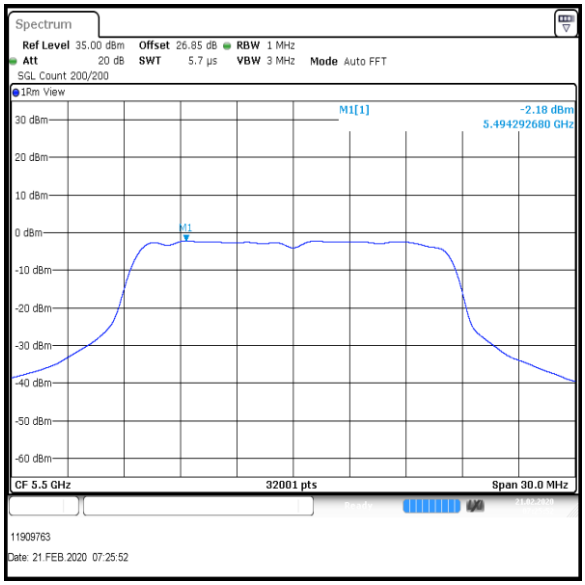


**Bottom Channel**

**Result: Pass**

## Transmitter Maximum Power Spectral Density (continued)

## Results: 802.11a / 20 MHz / 54Mbit / SISO / Port 1 / PWL 18 / 8 dBi Antenna

| Channel | Port 1 PSD (dBm/MHz) | Duty Cycle Correction (dB) | Port 1 Corrected PSD (dBm/MHz) | Limit (dBm/MHz) | Margin (dB) | Result |
|---|---|---|---|---|---|---|
| Bottom+1 | 3.0 | 1.7 | 4.7 | 9 | 4.3 | Complied |
| Middle | 3.0 | 1.7 | 4.7 | 9 | 4.3 | Complied |
| Top-1 | 2.8 | 1.7 | 4.5 | 9 | 4.5 | Complied |

## Results: 802.11a / 20 MHz / 54Mbit / SISO / Port 1 / PWL 18 / 8 dBi Antenna / Port 1

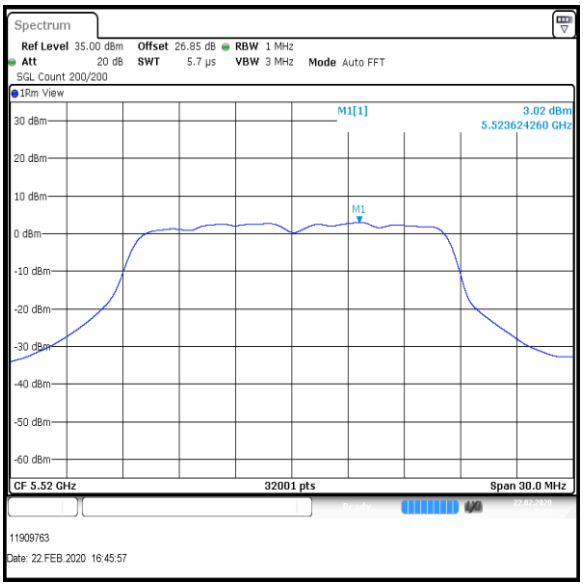


Bottom+1 Channel

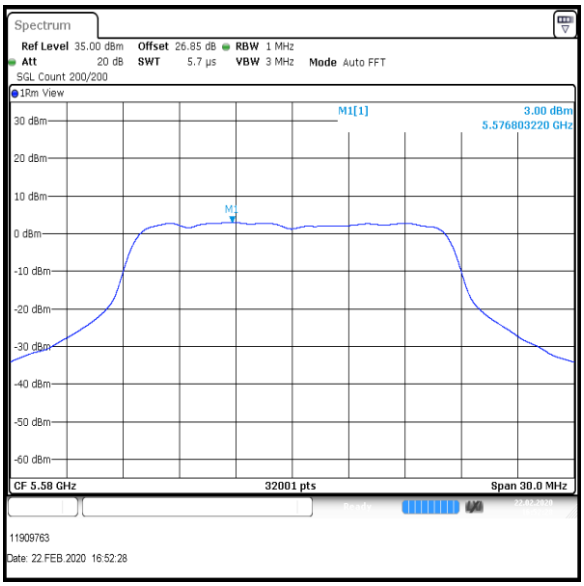


Middle Channel

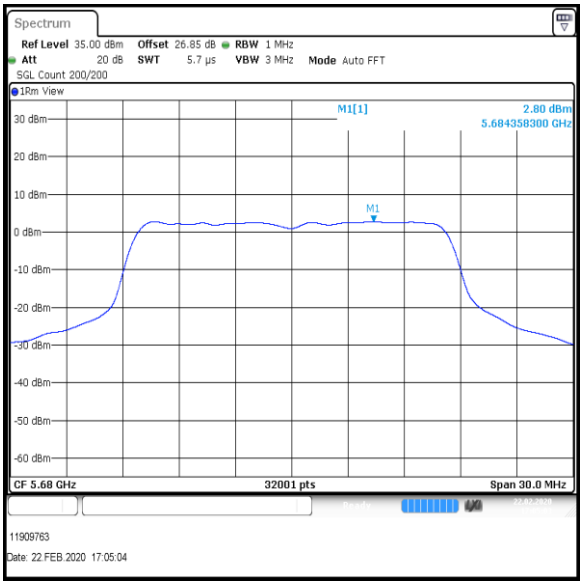


Top-1 Channel

**Result: Pass**

## Transmitter Maximum Power Spectral Density (continued)

## Results: 802.11a / 20 MHz / 54Mbit / SISO / Port 1 / PWL 15 / 8 dBi Antenna

| Channel | Port 1 PSD (dBm/MHz) | Duty Cycle Correction (dB) | Port 1 Corrected PSD (dBm/MHz) | Limit (dBm/MHz) | Margin (dB) | Result |
|---|---|---|---|---|---|---|
| Top | -0.9 | 1.7 | 0.8 | 9 | 8.2 | Complied |

## Results: 802.11a / 20 MHz / 54Mbit / SISO / Port 1 / PWL 15 / 8 dBi Antenna / Port 1

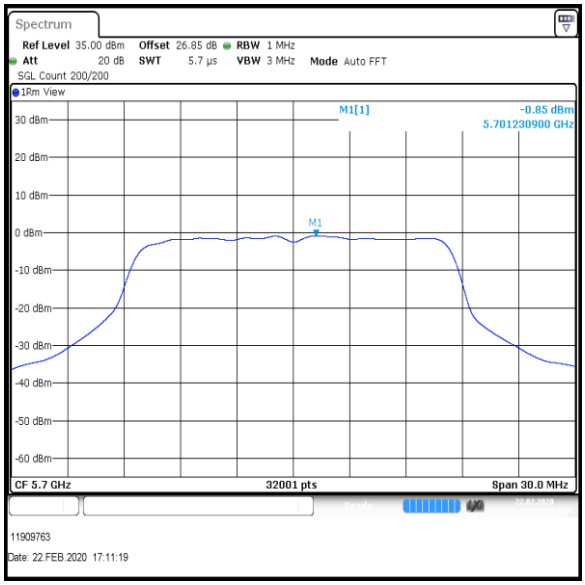


**Top Channel**

**Result: Pass**

## Transmitter Maximum Power Spectral Density (continued)

## Results: 802.11n / HT20 / MCS2 / SISO / Port 1 / PWL 13 / 8 dBi Antenna

| Channel | Port 1 PSD (dBm/MHz) | Duty Cycle Correction (dB) | Port 1 Corrected PSD (dBm/MHz) | Limit (dBm/MHz) | Margin (dB) | Result |
|---|---|---|---|---|---|---|
| Bottom | -0.5 | 1.1 | 0.6 | 9 | 8.3 | Complied |

## Results: 802.11n / HT20 / MCS2 / SISO / Port 1 / PWL 13 / 8 dBi Antenna / Port 1

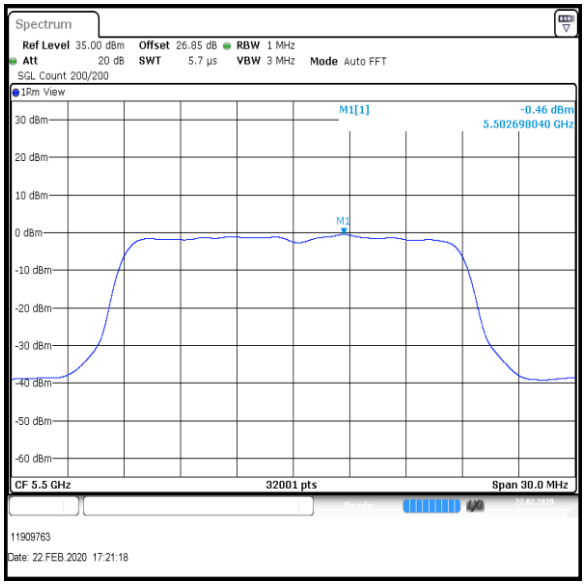


**Bottom Channel**

**Result: Pass**

## Transmitter Maximum Power Spectral Density (continued)

## Results: 802.11n / HT20 / MCS2 / SISO / Port 1 / PWL 18 / 8 dBi Antenna

| Channel | Port 1 PSD (dBm/MHz) | Duty Cycle Correction (dB) | Port 1 Corrected PSD (dBm/MHz) | Limit (dBm/MHz) | Margin (dB) | Result |
|---|---|---|---|---|---|---|
| Bottom+1 | 4.4 | 1.1 | 5.5 | 9 | 3.5 | Complied |
| Middle | 4.0 | 1.1 | 5.1 | 9 | 3.8 | Complied |
| Top-1 | 4.4 | 1.1 | 5.5 | 9 | 3.5 | Complied |

## Results: 802.11n / HT20 / MCS2 / SISO / Port 1 / PWL 18 / 8 dBi Antenna / Port 1

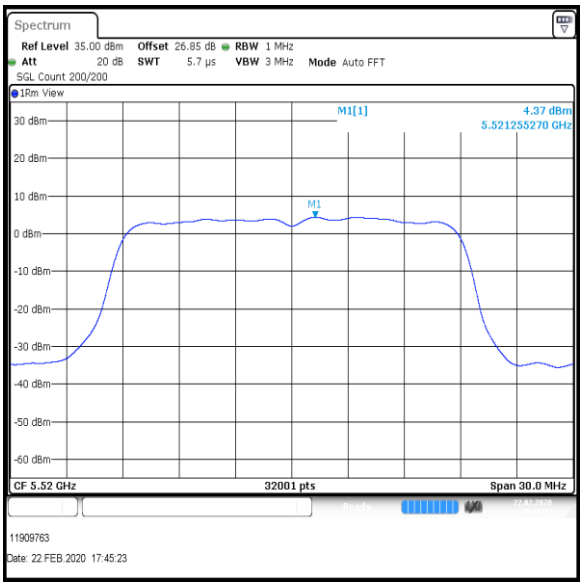


Bottom+1 Channel

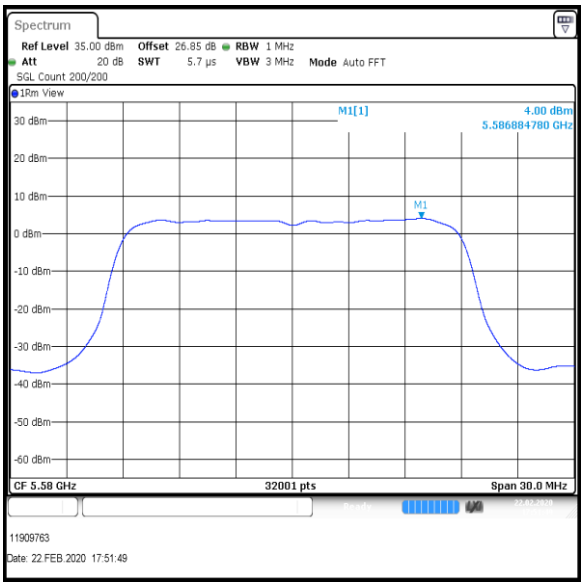


Middle Channel

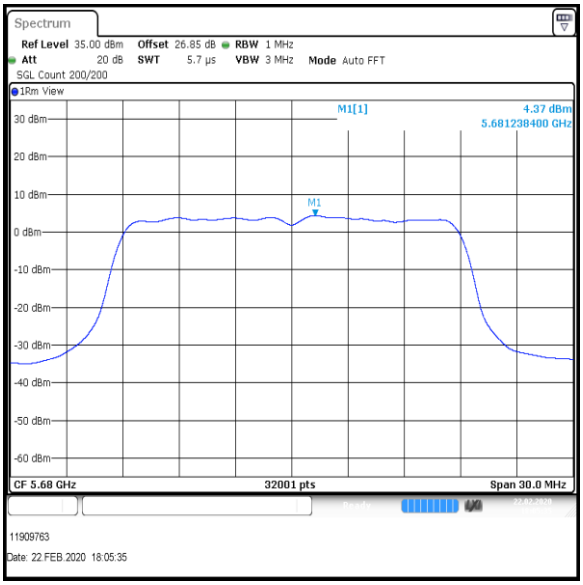


Top-1 Channel

**Result: Pass**

## Transmitter Maximum Power Spectral Density (continued)

## Results: 802.11n / HT20 / MCS2 / SISO / Port 1 / PWL 15 / 8 dBi Antenna

| Channel | Port 1 PSD (dBm/MHz) | Duty Cycle Correction (dB) | Port 1 Corrected PSD (dBm/MHz) | Limit (dBm/MHz) | Margin (dB) | Result |
|---|---|---|---|---|---|---|
| Top | 1.3 | 1.1 | 2.4 | 9 | 6.5 | Complied |

## Results: 802.11n / HT20 / MCS2 / SISO / Port 1 / PWL 15 / 8 dBi Antenna / Port 1

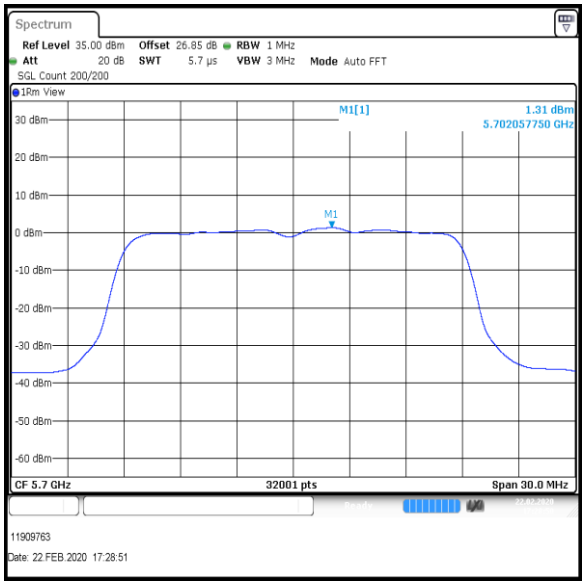


**Top Channel**

**Result: Pass**

## Transmitter Maximum Power Spectral Density (continued)

## Results: 802.11n / HT20 / MCS6 / SISO / Port 1 / PWL 13 / 8 dBi Antenna

| Channel | Port 1 PSD (dBm/MHz) | Duty Cycle Correction (dB) | Port 1 Corrected PSD (dBm/MHz) | Limit (dBm/MHz) | Margin (dB) | Result |
|---|---|---|---|---|---|---|
| Bottom | -1.5 | 2.1 | 0.6 | 9 | 8.4 | Complied |

## Results: 802.11n / HT20 / MCS6 / SISO / Port 1 / PWL 13 / 8 dBi Antenna / Port 1

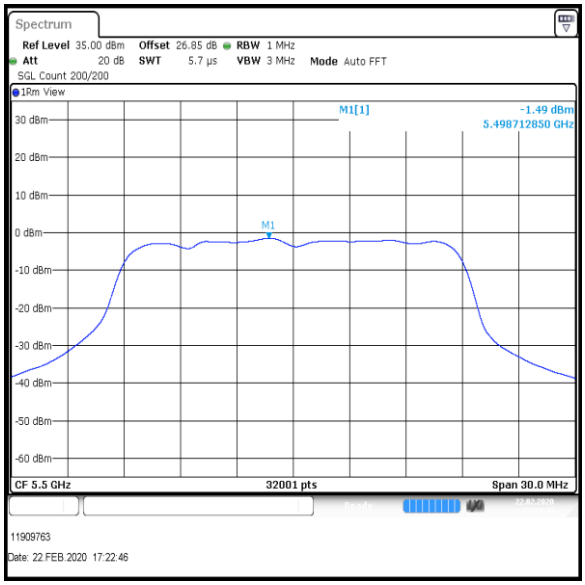


**Bottom Channel**

**Result: Pass**

## Transmitter Maximum Power Spectral Density (continued)

## Results: 802.11n / HT20 / MCS6 / SISO / Port 1 / PWL 18 / 8 dBi Antenna

| Channel | Port 1 PSD (dBm/MHz) | Duty Cycle Correction (dB) | Port 1 Corrected PSD (dBm/MHz) | Limit (dBm/MHz) | Margin (dB) | Result |
|---|---|---|---|---|---|---|
| Bottom+1 | 2.8 | 2.1 | 4.9 | 9 | 4.1 | Complied |
| Middle | 3.3 | 2.1 | 5.4 | 9 | 3.6 | Complied |
| Top-1 | 3.1 | 2.1 | 5.2 | 9 | 3.8 | Complied |

## Results: 802.11n / HT20 / MCS6 / SISO / Port 1 / PWL 18 / 8 dBi Antenna / Port 1

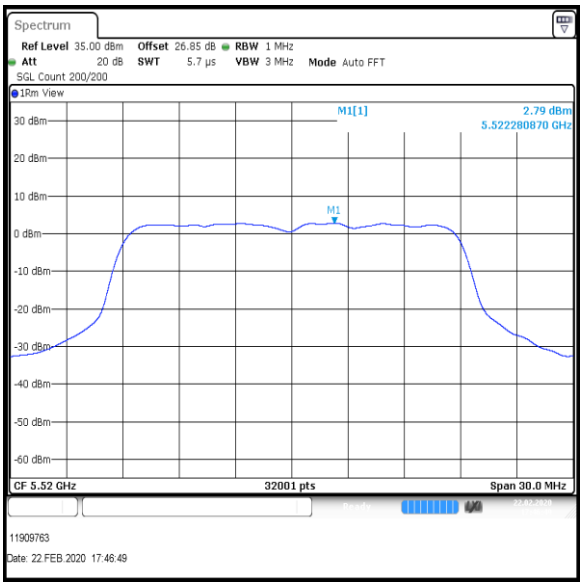


Bottom+1 Channel

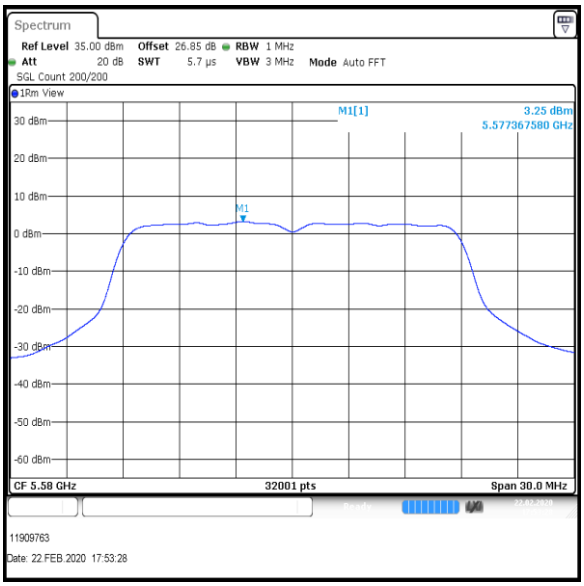


Middle Channel

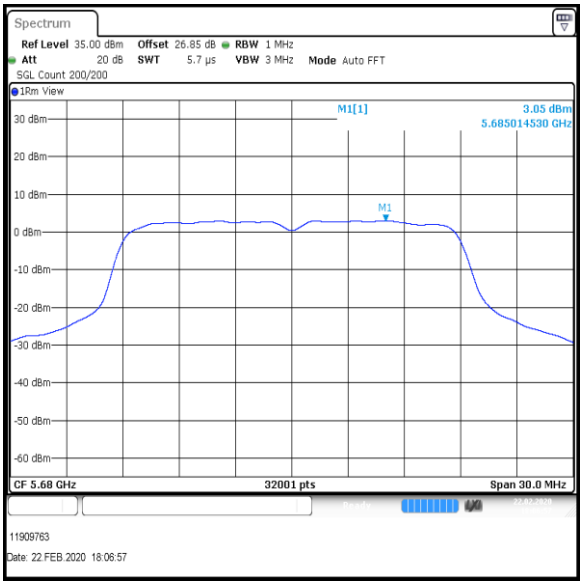


Top-1 Channel

**Result: Pass**

## Transmitter Maximum Power Spectral Density (continued)

## Results: 802.11n / HT20 / MCS6 / SISO / Port 1 / PWL 15 / 8 dBi Antenna

| Channel | Port 1 PSD (dBm/MHz) | Duty Cycle Correction (dB) | Port 1 Corrected PSD (dBm/MHz) | Limit (dBm/MHz) | Margin (dB) | Result |
|---|---|---|---|---|---|---|
| Top | -0.2 | 2.1 | 1.9 | 9 | 7.1 | Complied |

## Results: 802.11n / HT20 / MCS6 / SISO / Port 1 / PWL 15 / 8 dBi Antenna / Port 1

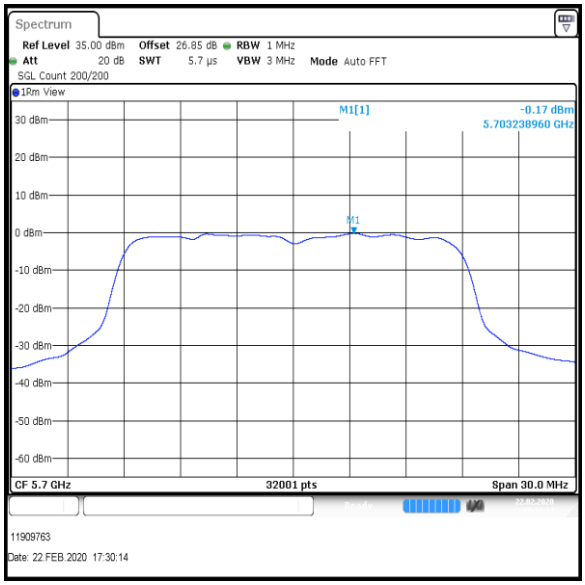


**Top Channel**

**Result: Pass**

## Transmitter Maximum Power Spectral Density (continued)

## Results: 802.11ac / HT20 / MCS2 / SISO / Port 1 / PWL 13 / 8 dBi Antenna

| Channel | Port 1 PSD (dBm/MHz) | Duty Cycle Correction (dB) | Port 1 Corrected PSD (dBm/MHz) | Limit (dBm/MHz) | Margin (dB) | Result |
|---|---|---|---|---|---|---|
| Bottom | -0.8 | 0.7 | -0.1 | 9 | 9.1 | Complied |

## Results: 802.11ac / HT20 / MCS2 / SISO / Port 1 / PWL 13 / 8 dBi Antenna / Port 1

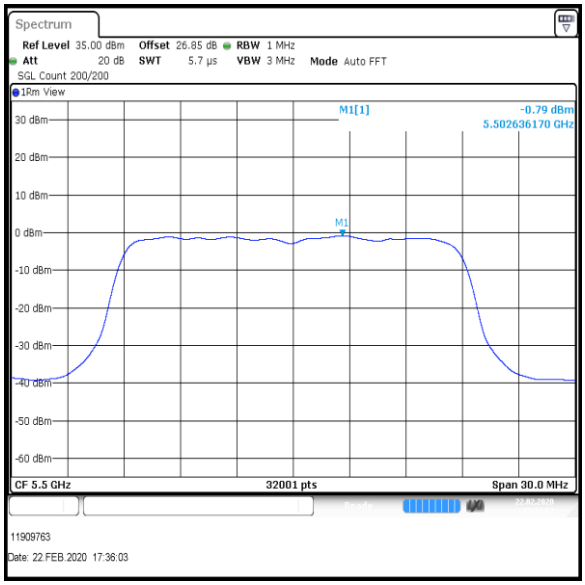


**Bottom Channel**

**Result: Pass**

## Transmitter Maximum Power Spectral Density (continued)

## Results: 802.11ac / HT20 / MCS2 / SISO / Port 1 / PWL 18 / 8 dBi Antenna

| Channel | Port 1 PSD (dBm/MHz) | Duty Cycle Correction (dB) | Port 1 Corrected PSD (dBm/MHz) | Limit (dBm/MHz) | Margin (dB) | Result |
|---|---|---|---|---|---|---|
| Bottom+1 | 2.8 | 0.7 | 3.5 | 9 | 5.5 | Complied |
| Middle | 4.3 | 0.7 | 5.0 | 9 | 4.0 | Complied |
| Top-1 | 3.9 | 0.7 | 4.6 | 9 | 4.4 | Complied |

## Results: 802.11ac / HT20 / MCS2 / SISO / Port 1 / PWL 18 / 8 dBi Antenna / Port 1

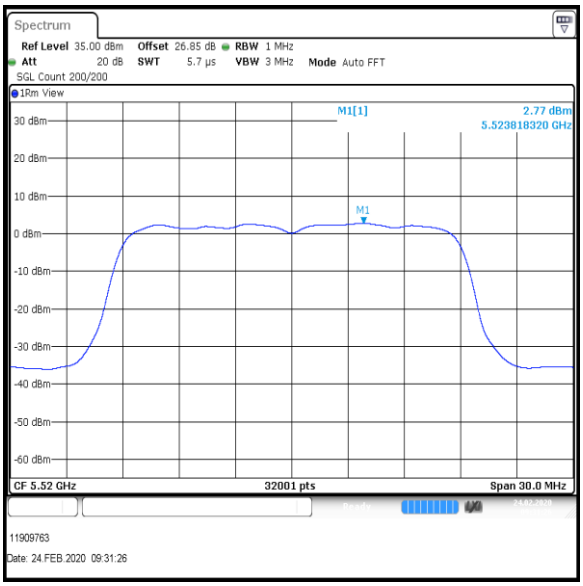


Bottom+1 Channel

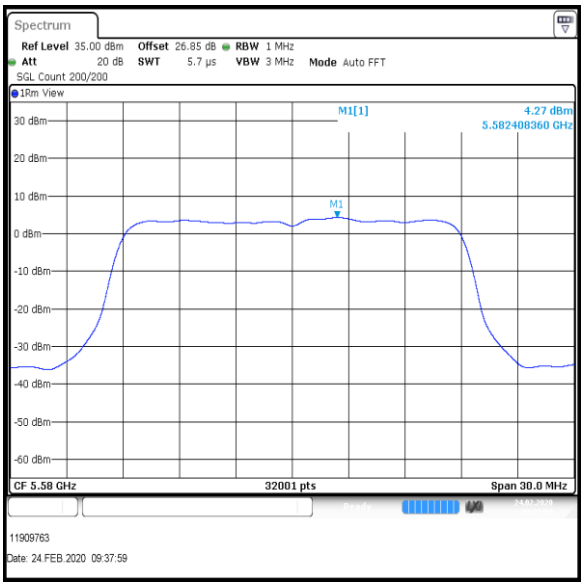


Middle Channel

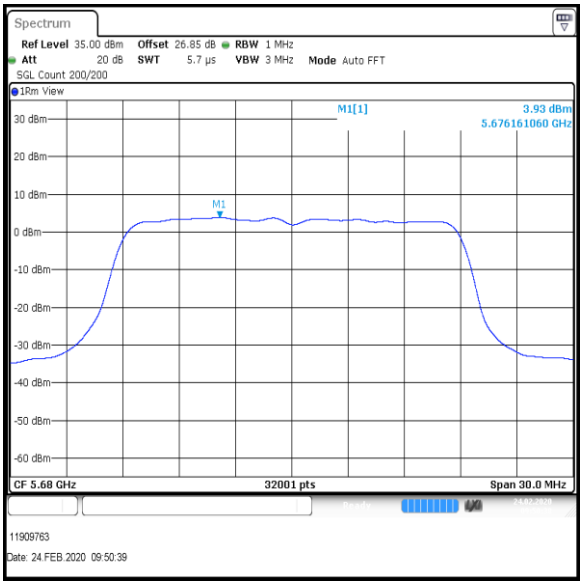


Top-1 Channel

**Result: Pass**

## Transmitter Maximum Power Spectral Density (continued)

## Results: 802.11ac / HT20 / MCS2 / SISO / Port 1 / PWL 15 / 8 dBi Antenna

| Channel | Port 1 PSD (dBm/MHz) | Duty Cycle Correction (dB) | Port 1 Corrected PSD (dBm/MHz) | Limit (dBm/MHz) | Margin (dB) | Result |
|---|---|---|---|---|---|---|
| Top | 0.7 | 0.7 | 1.4 | 9 | 7.6 | Complied |

## Results: 802.11ac / HT20 / MCS2 / SISO / Port 1 / PWL 15 / 8 dBi Antenna / Port 1

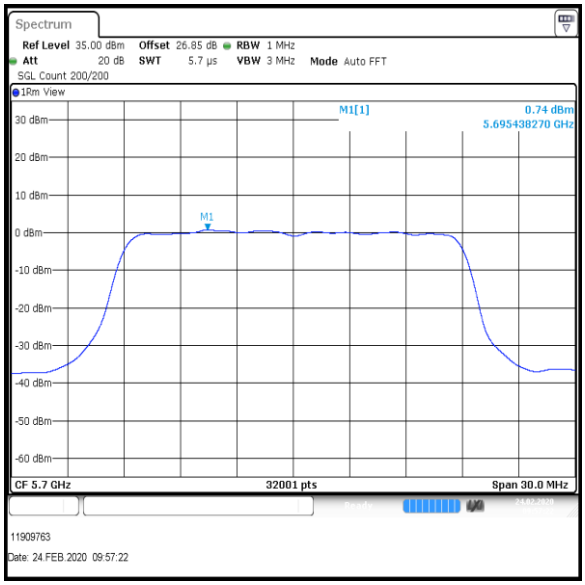


**Top Channel**

**Result: Pass**

## Transmitter Maximum Power Spectral Density (continued)

## Results: 802.11ac / HT20 / MCS6 / SISO / Port 1 / PWL 13 / 8 dBi Antenna

| Channel | Port 1 PSD (dBm/MHz) | Duty Cycle Correction (dB) | Port 1 Corrected PSD (dBm/MHz) | Limit (dBm/MHz) | Margin (dB) | Result |
|---|---|---|---|---|---|---|
| Bottom | -1.8 | 2.0 | 0.2 | 9 | 8.8 | Complied |

## Results: 802.11ac / HT20 / MCS6 / SISO / Port 1 / PWL 13 / 8 dBi Antenna / Port 1

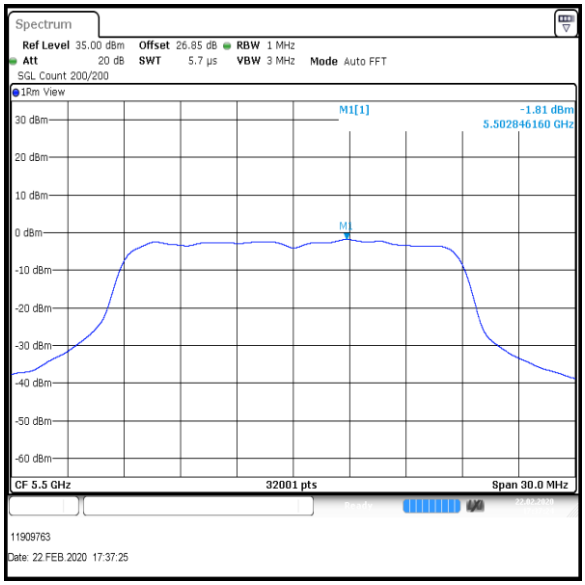


**Bottom Channel**

**Result: Pass**

## Transmitter Maximum Power Spectral Density (continued)

## Results: 802.11ac / HT20 / MCS6 / SISO / Port 1 / PWL 18 / 8 dBi Antenna

| Channel | Port 1 PSD (dBm/MHz) | Duty Cycle Correction (dB) | Port 1 Corrected PSD (dBm/MHz) | Limit (dBm/MHz) | Margin (dB) | Result |
|---|---|---|---|---|---|---|
| Bottom+1 | 1.0 | 2.0 | 3.0 | 9 | 6.0 | Complied |
| Middle | 3.1 | 2.0 | 5.1 | 9 | 3.9 | Complied |
| Top-1 | 3.0 | 2.0 | 5.0 | 9 | 4.0 | Complied |

## Results: 802.11ac / HT20 / MCS6 / SISO / Port 1 / PWL 18 / 8 dBi Antenna / Port 1

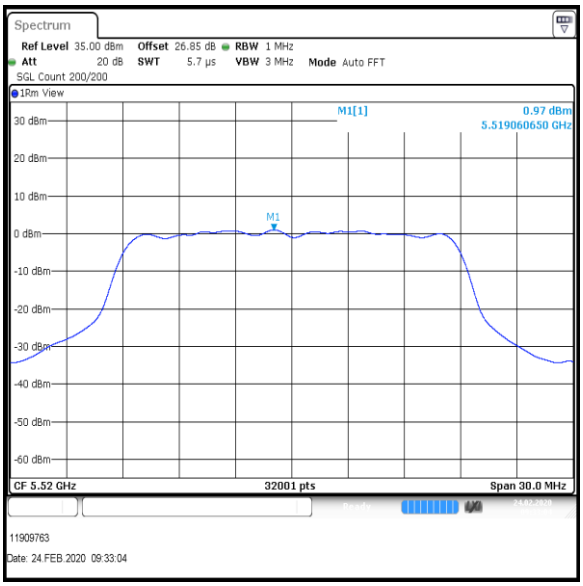


Bottom+1 Channel

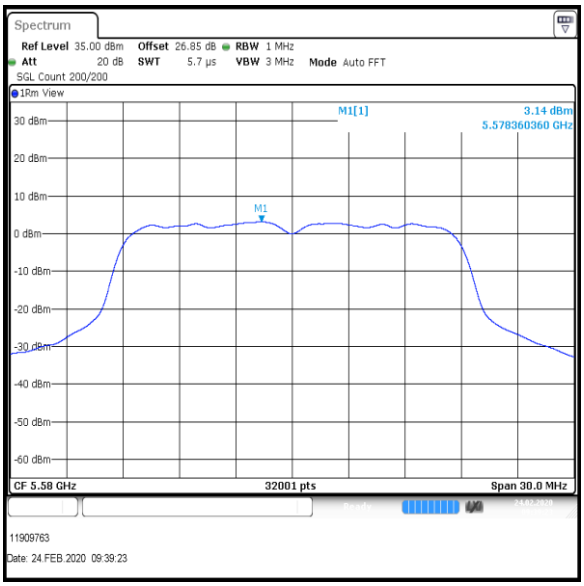


Middle Channel

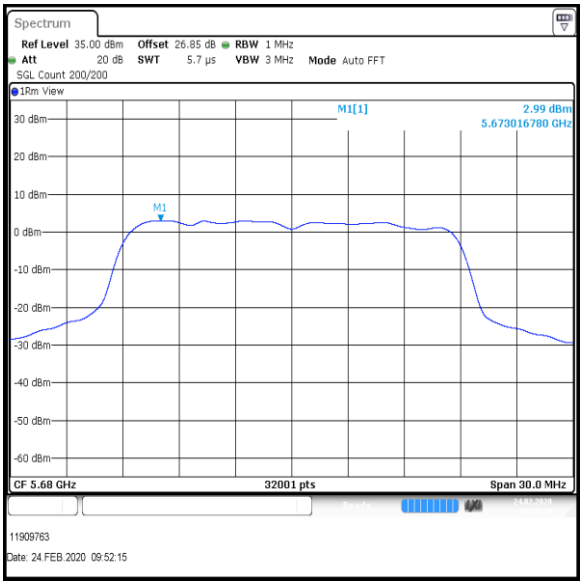


Top-1 Channel

**Result: Pass**

## Transmitter Maximum Power Spectral Density (continued)

## Results: 802.11ac / HT20 / MCS6 / SISO / Port 1 / PWL 15 / 8 dBi Antenna

| Channel | Port 1 PSD (dBm/MHz) | Duty Cycle Correction (dB) | Port 1 Corrected PSD (dBm/MHz) | Limit (dBm/MHz) | Margin (dB) | Result |
|---|---|---|---|---|---|---|
| Top | -0.2 | 2.0 | 1.8 | 9 | 7.2 | Complied |

## Results: 802.11ac / HT20 / MCS6 / SISO / Port 1 / PWL 15 / 8 dBi Antenna / Port 1

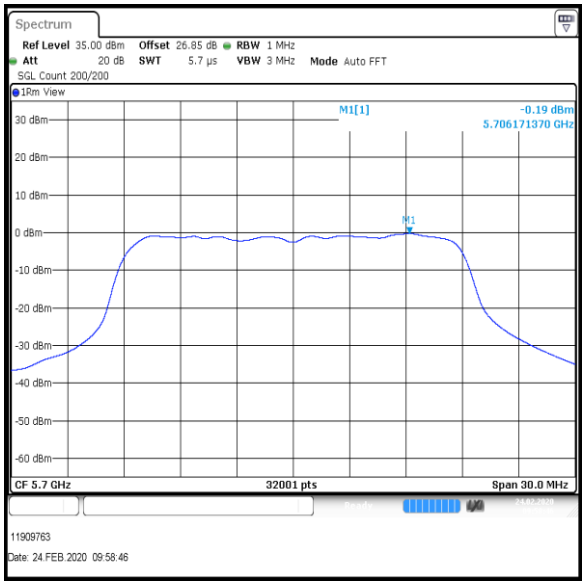


**Top Channel**

**Result: Pass**

## Transmitter Maximum Power Spectral Density (continued)

## Results: 802.11n / HT40 / MCS3 / SISO / Port 1 / PWL 13 / 8 dBi Antenna

| Channel | Port 1 PSD (dBm/MHz) | Duty Cycle Correction (dB) | Port 1 Corrected PSD (dBm/MHz) | Limit (dBm/MHz) | Margin (dB) | Result |
|---|---|---|---|---|---|---|
| Bottom | -5.1 | 1.4 | -3.7 | 9 | 12.7 | Complied |
| Middle | -4.0 | 1.4 | -2.6 | 9 | 11.6 | Complied |
| Top | -3.8 | 1.4 | -2.4 | 9 | 11.4 | Complied |

## Results: 802.11n / HT40 / MCS3 / SISO / Port 1 / PWL 13 / 8 dBi Antenna / Port 1

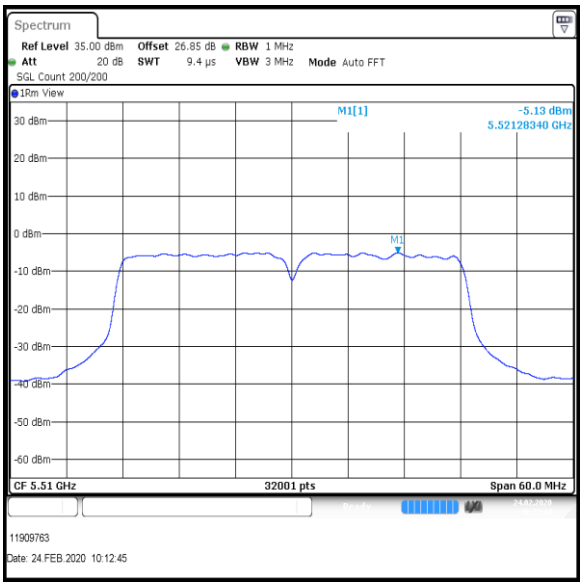


Bottom Channel

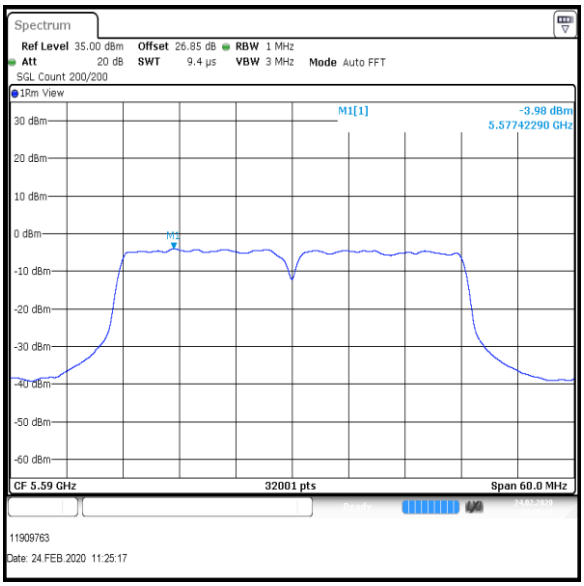


Middle Channel

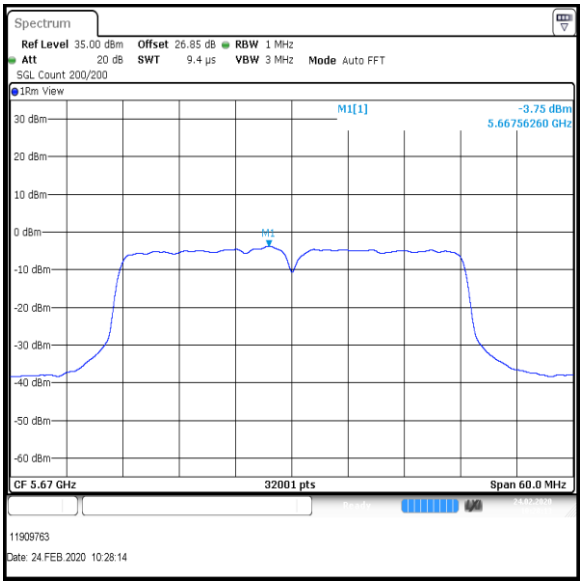


Top Channel

**Result: Pass**

## Transmitter Maximum Power Spectral Density (continued)

## Results: 802.11n / HT40 / MCS4 / SISO / Port 1 / PWL 13 / 8 dBi Antenna

| Channel | Port 1 PSD (dBm/MHz) | Duty Cycle Correction (dB) | Port 1 Corrected PSD (dBm/MHz) | Limit (dBm/MHz) | Margin (dB) | Result |
|---|---|---|---|---|---|---|
| Bottom | -5.3 | 1.8 | -3.5 | 9 | 12.4 | Complied |
| Middle | -4.9 | 1.8 | -3.1 | 9 | 12.1 | Complied |
| Top | -4.5 | 1.8 | -2.7 | 9 | 11.7 | Complied |

## Results: 802.11n / HT40 / MCS4 / SISO / Port 1 / PWL 13 / 8 dBi Antenna / Port 1

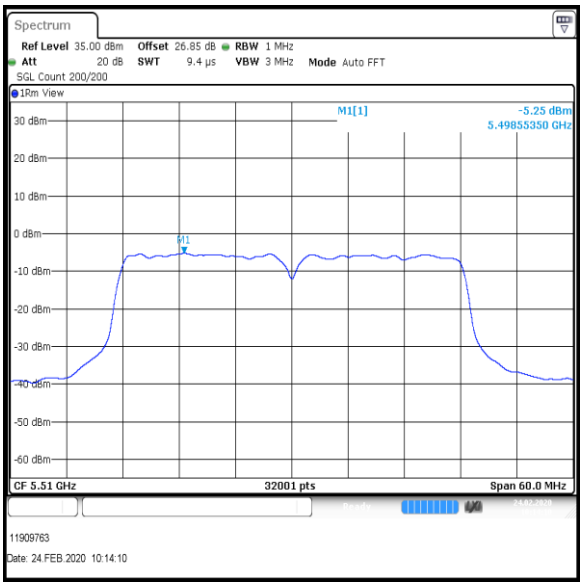


Bottom Channel

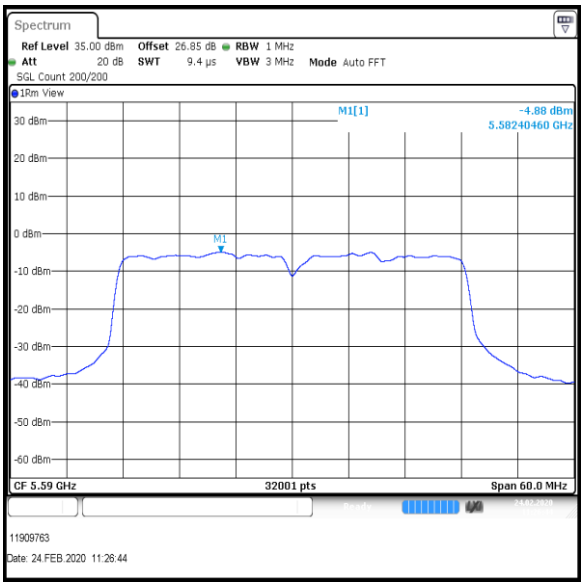


Middle Channel

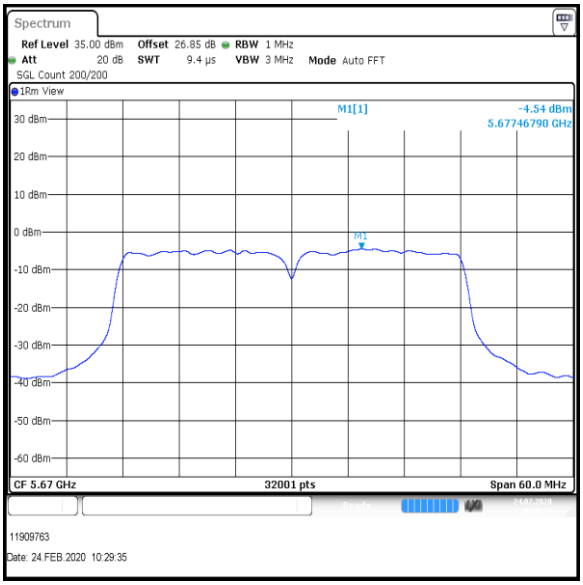


Top Channel

**Result: Pass**

## Transmitter Maximum Power Spectral Density (continued)

## Results: 802.11ac / HT40 / MCS3 / SISO / Port 1 / PWL 13 / 8 dBi Antenna

| Channel | Port 1 PSD (dBm/MHz) | Duty Cycle Correction (dB) | Port 1 Corrected PSD (dBm/MHz) | Limit (dBm/MHz) | Margin (dB) | Result |
|---|---|---|---|---|---|---|
| Bottom | -4.7 | 2.3 | -2.5 | 9 | 11.4 | Complied |
| Middle | -3.6 | 2.3 | -1.3 | 9 | 10.3 | Complied |
| Top | -4.2 | 2.3 | -1.9 | 9 | 10.9 | Complied |

## Results: 802.11ac / HT40 / MCS3 / SISO / Port 1 / PWL 13 / 8 dBi Antenna / Port 1

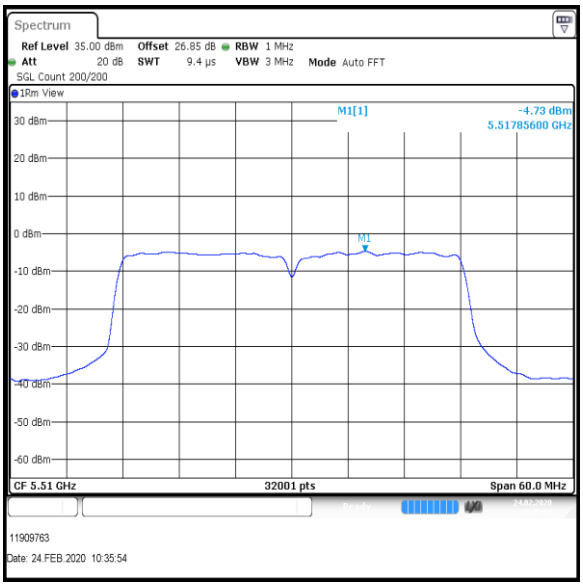


Bottom Channel

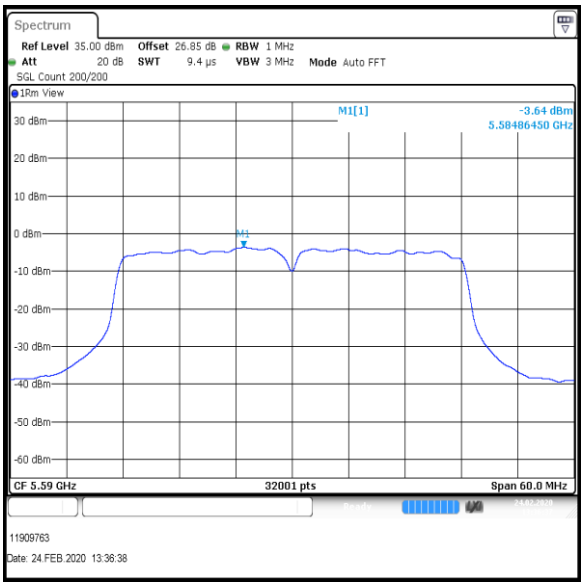


Middle Channel

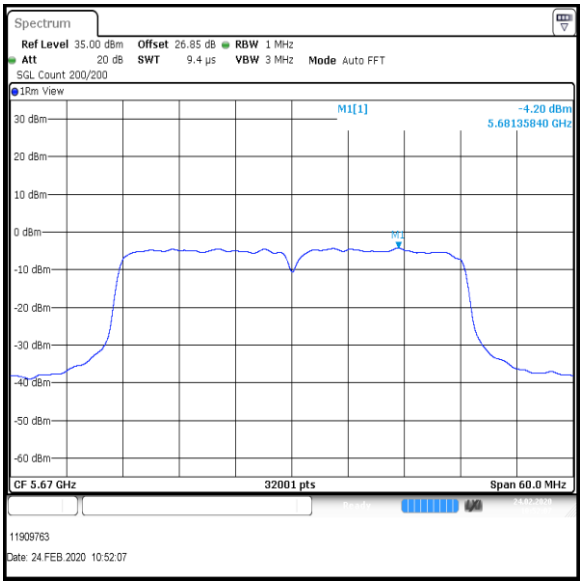


Top Channel

**Result: Pass**

## Transmitter Maximum Power Spectral Density (continued)

## Results: 802.11ac / HT40 / MCS4 / SISO / Port 1 / PWL 13 / 8 dBi Antenna

| Channel | Port 1 PSD (dBm/MHz) | Duty Cycle Correction (dB) | Port 1 Corrected PSD (dBm/MHz) | Limit (dBm/MHz) | Margin (dB) | Result |
|---|---|---|---|---|---|---|
| Bottom | -5.4 | 2.6 | -2.8 | 9 | 11.8 | Complied |
| Middle | -4.2 | 2.6 | -1.6 | 9 | 10.6 | Complied |
| Top | -4.4 | 2.6 | -1.8 | 9 | 10.8 | Complied |

## Results: 802.11ac / HT40 / MCS4 / SISO / Port 1 / PWL 13 / 8 dBi Antenna / Port 1

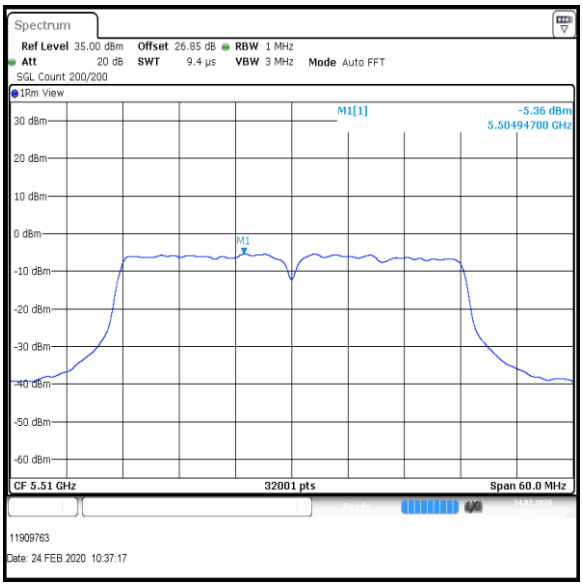


Bottom Channel

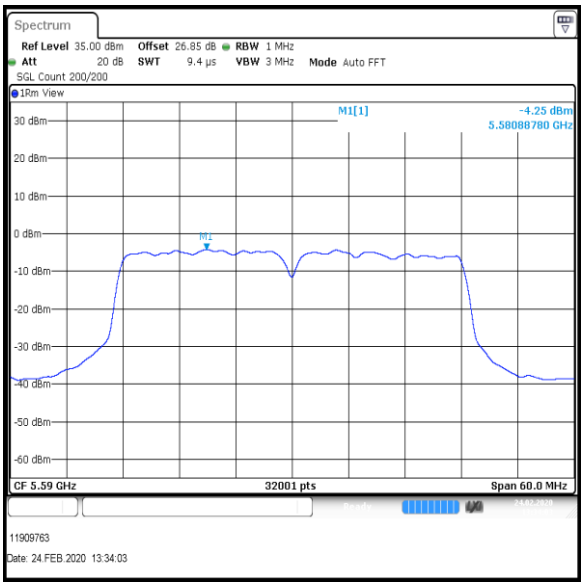


Middle Channel

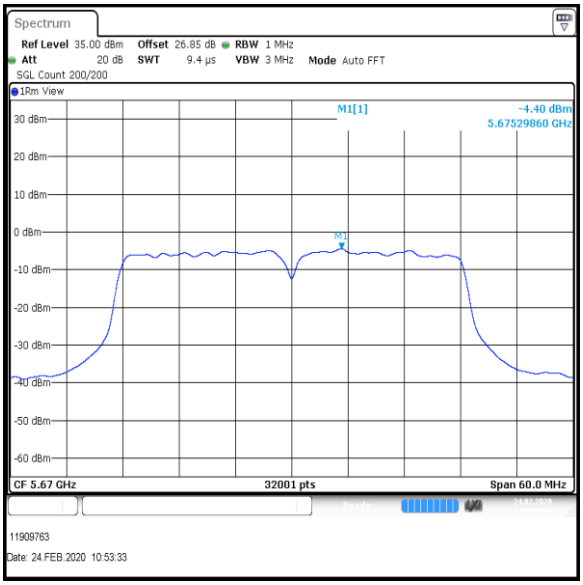


Top Channel

**Result: Pass**

## Transmitter Maximum Power Spectral Density (continued)

## Results: 802.11ac / HT80 / MCS1 / SISO / Port 1 / PWL 13 / 8 dBi Antenna

| Channel | Port 1 PSD (dBm/MHz) | Duty Cycle Correction (dB) | Port 1 Corrected PSD (dBm/MHz) | Limit (dBm/MHz) | Margin (dB) | Result |
|---|---|---|---|---|---|---|
| Bottom | -7.1 | 2.8 | -4.3 | 9 | 13.3 | Complied |
| Top | -6.6 | 2.8 | -3.8 | 9 | 12.8 | Complied |

## Results: 802.11ac / HT80 / MCS1 / SISO / Port 1 / PWL 13 / 8 dBi Antenna / Port 1

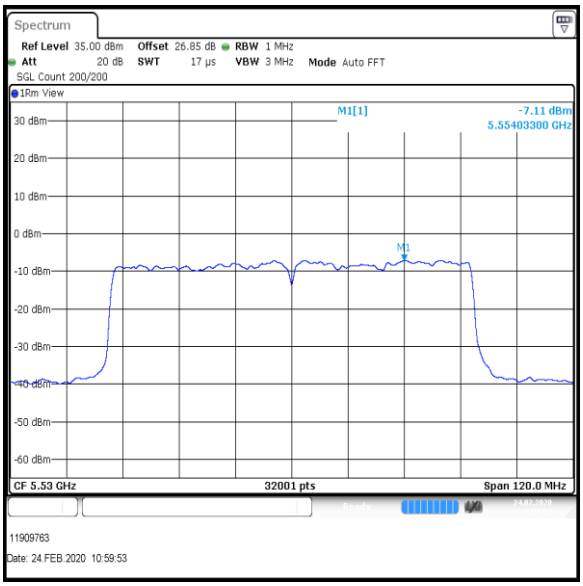


**Bottom Channel**

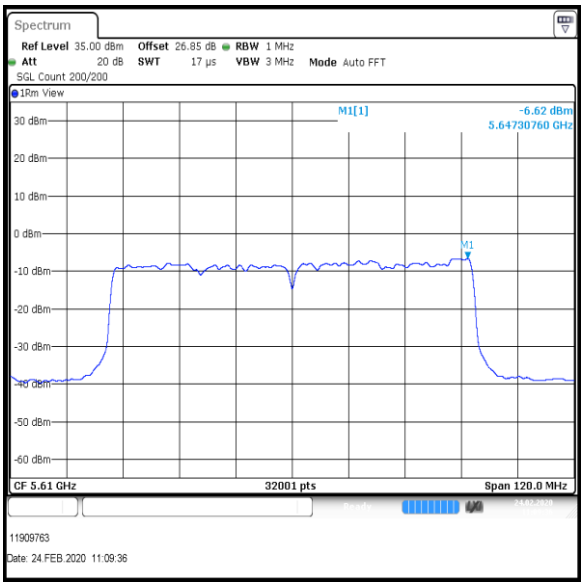


**Top Channel**

**Result: Pass**

## Transmitter Maximum Power Spectral Density (continued)

## Results: 802.11ac / HT80 / MCS8 / SISO / Port 1 / PWL 13 / 8 dBi Antenna

| Channel | Port 1 PSD (dBm/MHz) | Duty Cycle Correction (dB) | Port 1 Corrected PSD (dBm/MHz) | Limit (dBm/MHz) | Margin (dB) | Result |
|---|---|---|---|---|---|---|
| Bottom | -9.0 | 4.1 | -4.9 | 9 | 13.9 | Complied |
| Top | -8.6 | 4.1 | -4.5 | 9 | 13.5 | Complied |

## Results: 802.11ac / HT80 / MCS8 / SISO / Port 1 / PWL 13 / 8 dBi Antenna / Port 1

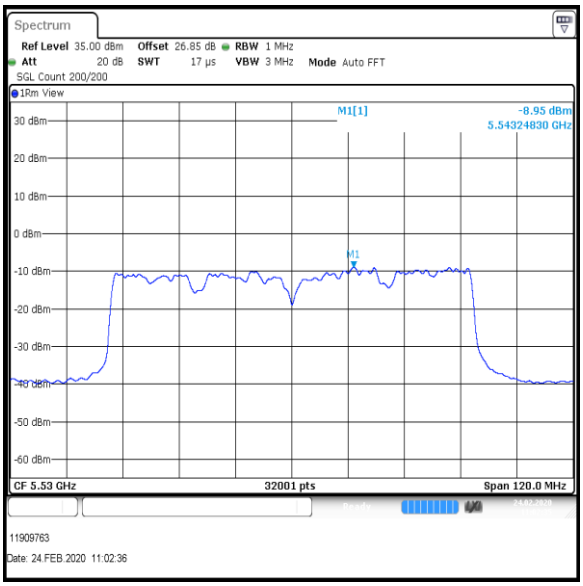


**Bottom Channel**

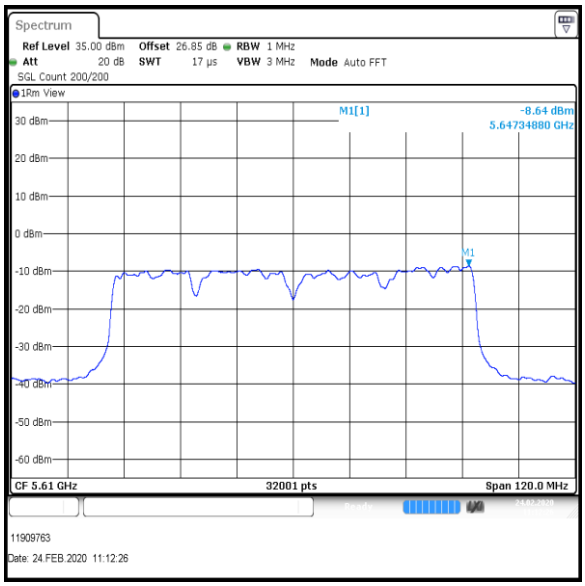


**Top Channel**

**Result: Pass**

## Transmitter Maximum Power Spectral Density (continued)

## Results: 802.11a / 20 MHz / 48Mbit / MIMO / Port 1+2 / PWL 13 / 8 dBi Antenna

| Channel | Port 1 PSD (dBm/MHz) | Duty Cycle Correction (dB) | Port 1 Corrected PSD (dBm/MHz) | Port 2 PSD (dBm/MHz) | Duty Cycle Correction (dB) | Port 2 Corrected PSD (dBm/MHz) |
|---|---|---|---|---|---|---|
| Bottom | -3.9 | 1.5 | -2.4 | -3.6 | 1.5 | -2.1 |

| Channel | Corrected PSD Port 1 (dBm/MHz) | Corrected PSD Port 2 (dBm/MHz) | Port 1+2 Combined PSD (dBm/MHz) |
|---|---|---|---|
| Bottom | -2.4 | -2.1 | 0.4 |

| Channel | Combined Conducted PSD (dBm/MHz) | Limit (dBm/MHz) | Margin (dB) | Result |
|---|---|---|---|---|
| Bottom | 0.4 | 5.9 | 5.5 | Complied |

**Result: Pass**

## Transmitter Maximum Power Spectral Density (continued)

## Results: 802.11a / 20 MHz / 48Mbit / MIMO / Port 1+2 / PWL 13 / 8 dBi Antenna / Port 1

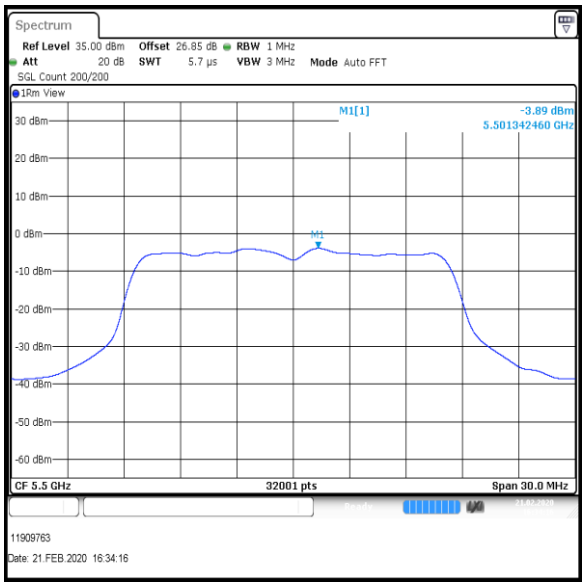


**Bottom Channel**

**Result: Pass**

## Transmitter Maximum Power Spectral Density (continued)

## Results: 802.11a / 20 MHz / 48Mbit / MIMO / Port 1+2 / PWL 13 / 8 dBi Antenna / Port 2

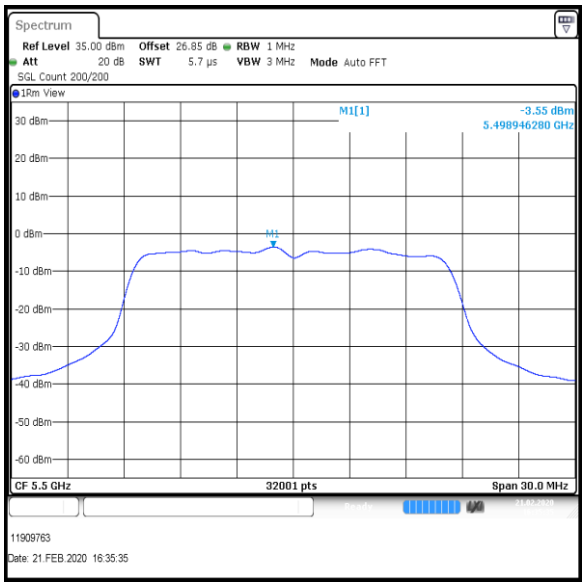


**Bottom Channel**

**Result: Pass**

## Transmitter Maximum Power Spectral Density (continued)

## Results: 802.11a / 20 MHz / 48Mbit / MIMO / Port 1+2 / PWL 19 / 8 dBi Antenna

| Channel | Port 1 PSD (dBm/MHz) | Duty Cycle Correction (dB) | Port 1 Corrected PSD (dBm/MHz) | Port 2 PSD (dBm/MHz) | Duty Cycle Correction (dB) | Port 2 Corrected PSD (dBm/MHz) |
|---|---|---|---|---|---|---|
| Bottom+1 | 1.0 | 1.5 | 2.5 | 0.4 | 1.5 | 1.9 |
| Middle | 1.1 | 1.5 | 2.6 | 0.0 | 1.5 | 1.5 |
| Top | 1.3 | 1.5 | 2.8 | 0.7 | 1.5 | 2.2 |

| Channel | Corrected PSD Port 1 (dBm/MHz) | Corrected PSD Port 2 (dBm/MHz) | Port 1+2 Combined PSD (dBm/MHz) |
|---|---|---|---|
| Bottom+1 | 2.5 | 1.9 | 5.0 |
| Middle | 2.6 | 1.5 | 5.1 |
| Top | 2.8 | 2.2 | 5.2 |

| Channel | Combined Conducted PSD (dBm/MHz) | Limit (dBm/MHz) | Margin (dB) | Result |
|---|---|---|---|---|
| Bottom+1 | 5.0 | 5.9 | 0.9 | Complied |
| Middle | 5.1 | 5.9 | 0.8 | Complied |
| Top | 5.2 | 5.9 | 0.7 | Complied |

**Result: Pass**

## Transmitter Maximum Power Spectral Density (continued)

## Results: 802.11a / 20 MHz / 48Mbit / MIMO / Port 1+2 / PWL 19 / 8 dBi Antenna / Port 1

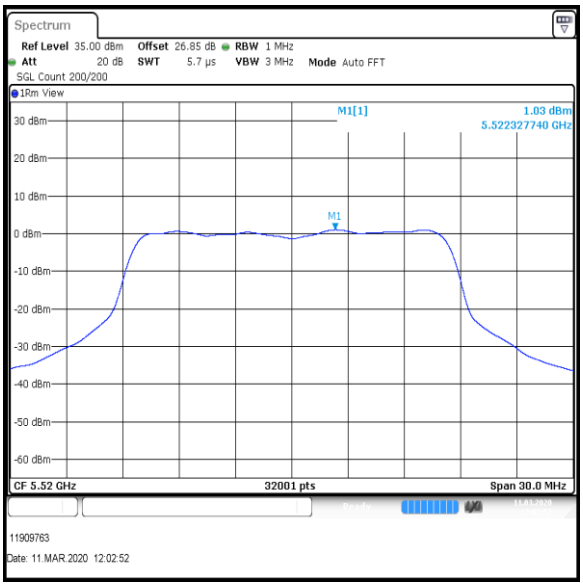


**Bottom+1 Channel**

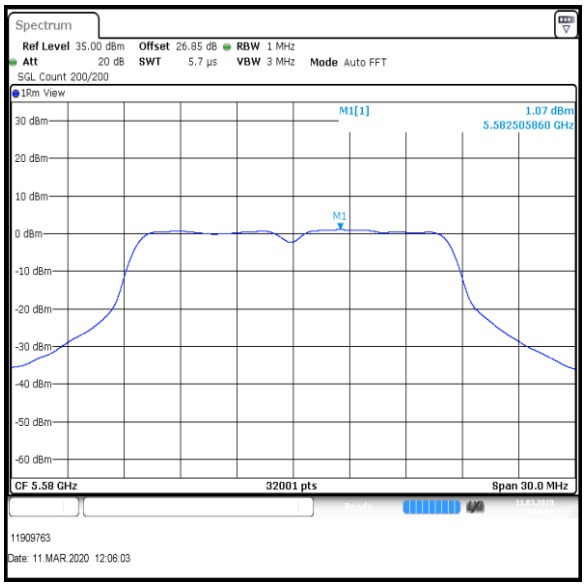


**Middle Channel**

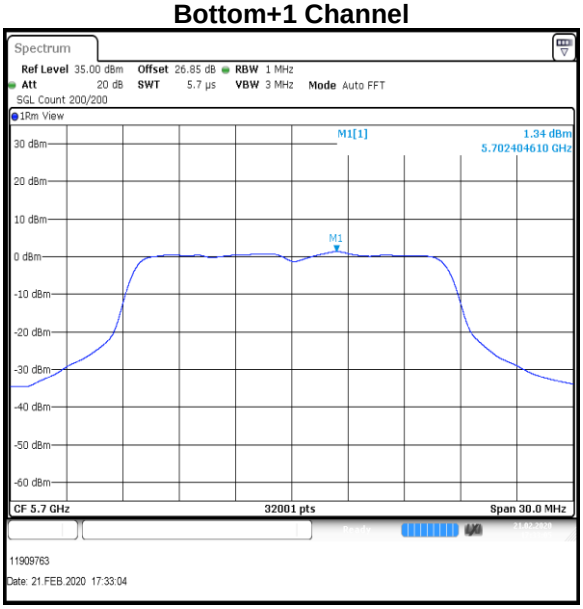


**Top Channel**

**Result: Pass**

## Transmitter Maximum Power Spectral Density (continued)

## Results: 802.11a / 20 MHz / 48Mbit / MIMO / Port 1+2 / PWL 19 / 8 dBi Antenna / Port 2

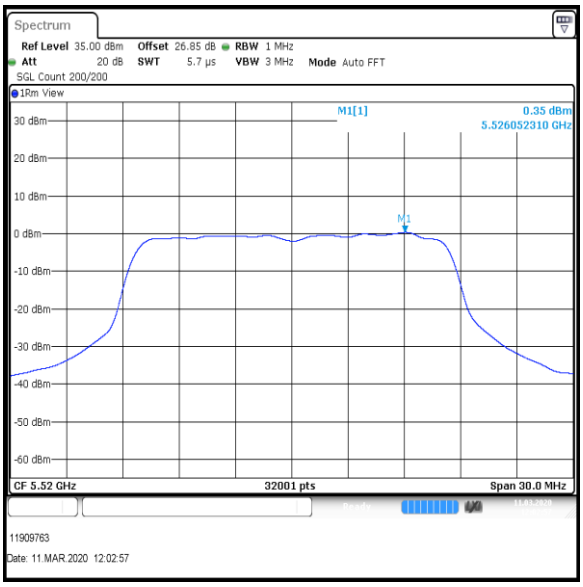


**Bottom+1 Channel**

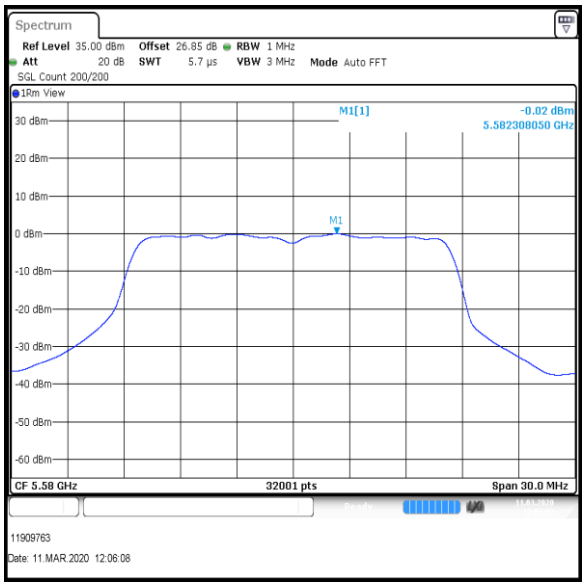


**Middle Channel**

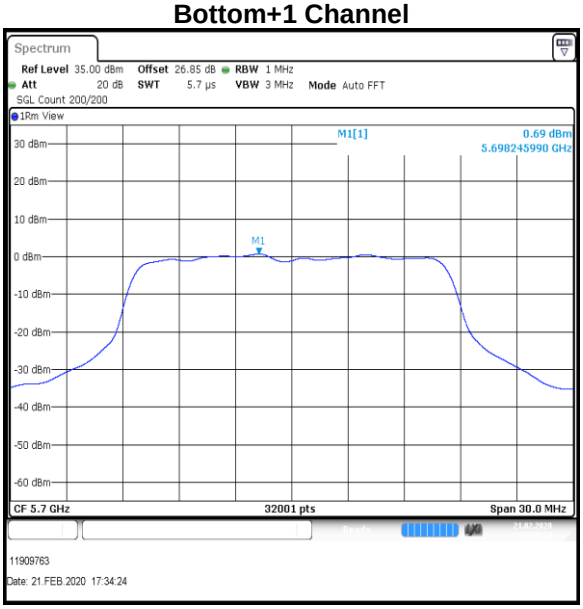


**Top Channel**

**Result: Pass**

## Transmitter Maximum Power Spectral Density (continued)

## Results: 802.11a / 20 MHz / 54Mbit / MIMO / Port 1+2 / PWL 13 / 8 dBi Antenna

| Channel | Port 1 PSD (dBm/MHz) | Duty Cycle Correction (dB) | Port 1 Corrected PSD (dBm/MHz) | Port 2 PSD (dBm/MHz) | Duty Cycle Correction (dB) | Port 2 Corrected PSD (dBm/MHz) |
|---|---|---|---|---|---|---|
| Bottom | -3.9 | 1.7 | -2.2 | -4.4 | 1.7 | -2.7 |

| Channel | Corrected PSD Port 1 (dBm/MHz) | Corrected PSD Port 2 (dBm/MHz) | Port 1+2 Combined PSD (dBm/MHz) |
|---|---|---|---|
| Bottom | -2.2 | -2.7 | 0.4 |

| Channel | Combined Conducted PSD (dBm/MHz) | Limit (dBm/MHz) | Margin (dB) | Result |
|---|---|---|---|---|
| Bottom | 0.4 | 5.9 | 5.5 | Complied |

**Result: Pass**

## Transmitter Maximum Power Spectral Density (continued)

## Results: 802.11a / 20 MHz / 54Mbit / MIMO / Port 1+2 / PWL 13 / 8 dBi Antenna / Port 1

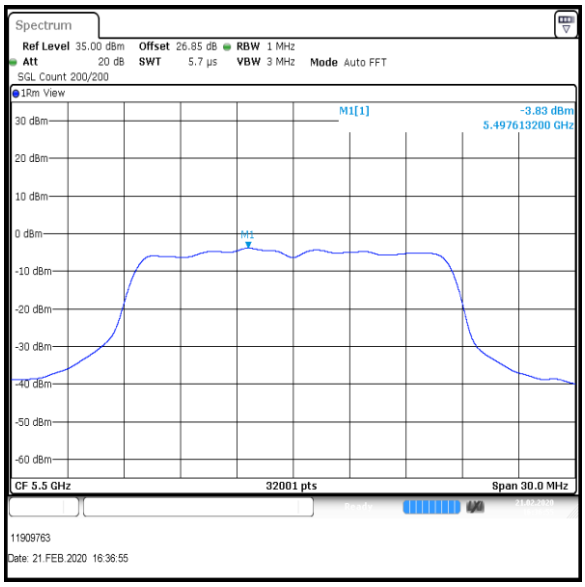


**Bottom Channel**

**Result: Pass**

## Transmitter Maximum Power Spectral Density (continued)

## Results: 802.11a / 20 MHz / 54Mbit / MIMO / Port 1+2 / PWL 13 / 8 dBi Antenna / Port 2

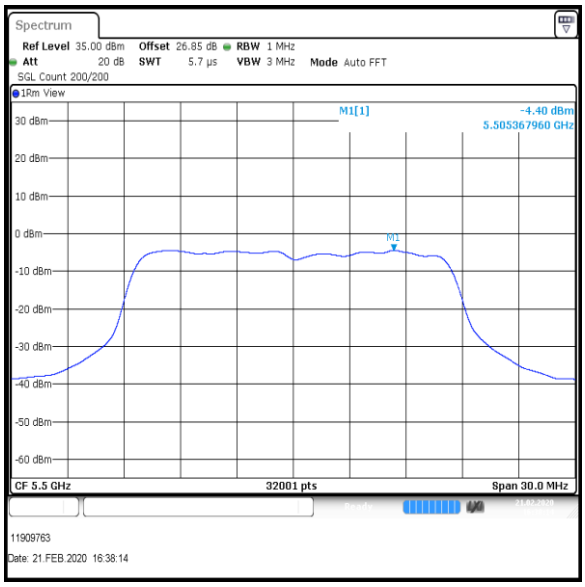


**Bottom Channel**

**Result: Pass**

## Transmitter Maximum Power Spectral Density (continued)

## Results: 802.11a / 20 MHz / 54Mbit / MIMO / Port 1+2 / PWL 19 / 8 dBi Antenna

| Channel | Port 1 PSD (dBm/MHz) | Duty Cycle Correction (dB) | Port 1 Corrected PSD (dBm/MHz) | Port 2 PSD (dBm/MHz) | Duty Cycle Correction (dB) | Port 2 Corrected PSD (dBm/MHz) |
|---|---|---|---|---|---|---|
| Bottom+1 | 1.0 | 1.7 | 2.7 | 0.2 | 1.7 | 1.9 |
| Middle | 1.1 | 1.7 | 2.8 | 0.3 | 1.7 | 2.0 |
| Top | 0.8 | 1.7 | 2.5 | 0.7 | 1.7 | 2.4 |

| Channel | Corrected PSD Port 1 (dBm/MHz) | Corrected PSD Port 2 (dBm/MHz) | Port 1+2 Combined PSD (dBm/MHz) |
|---|---|---|---|
| Bottom+1 | 2.7 | 1.9 | 5.3 |
| Middle | 2.8 | 2.0 | 5.3 |
| Top | 2.5 | 2.4 | 5.4 |

| Channel | Combined Conducted PSD (dBm/MHz) | Limit (dBm/MHz) | Margin (dB) | Result |
|---|---|---|---|---|
| Bottom+1 | 5.3 | 5.9 | 0.6 | Complied |
| Middle | 5.3 | 5.9 | 0.6 | Complied |
| Top | 5.4 | 5.9 | 0.5 | Complied |

**Result:** Pass

## Transmitter Maximum Power Spectral Density (continued)

## Results: 802.11a / 20 MHz / 54Mbit / MIMO / Port 1+2 / PWL 19 / 8 dBi Antenna / Port 1

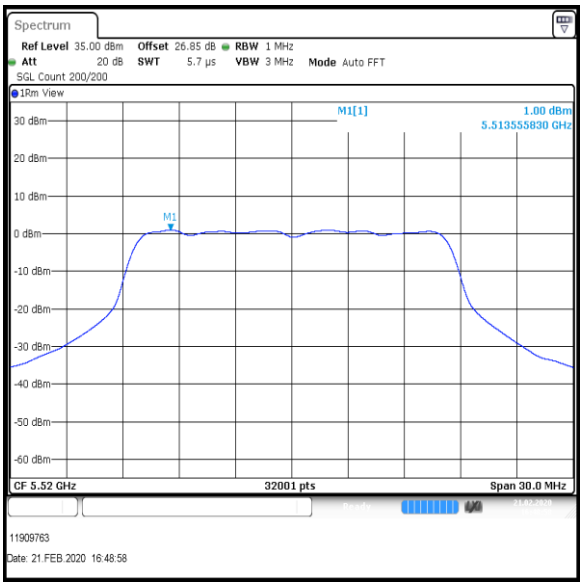


**Bottom+1 Channel**

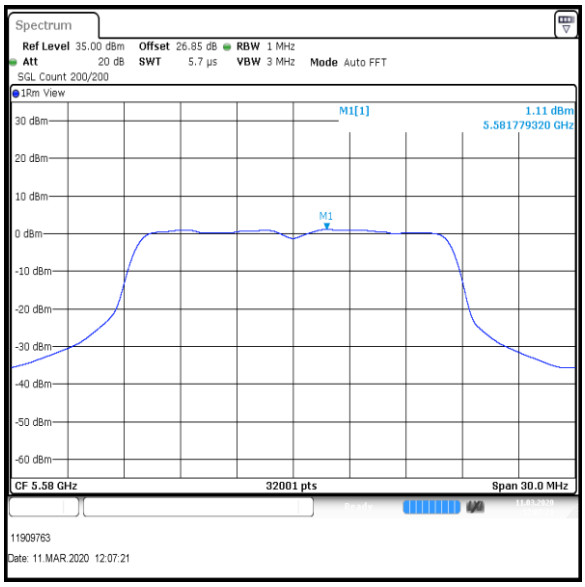


**Middle Channel**

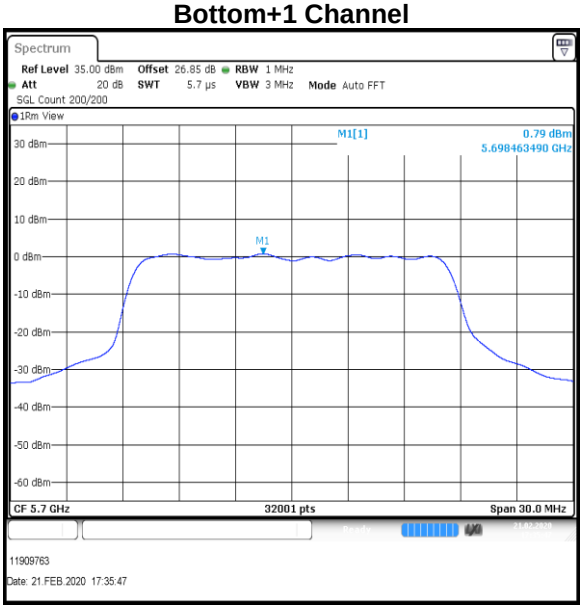


**Top Channel**

**Result: Pass**

## Transmitter Maximum Power Spectral Density (continued)

## Results: 802.11a / 20 MHz / 54Mbit / MIMO / Port 1+2 / PWL 19 / 8 dBi Antenna / Port 2

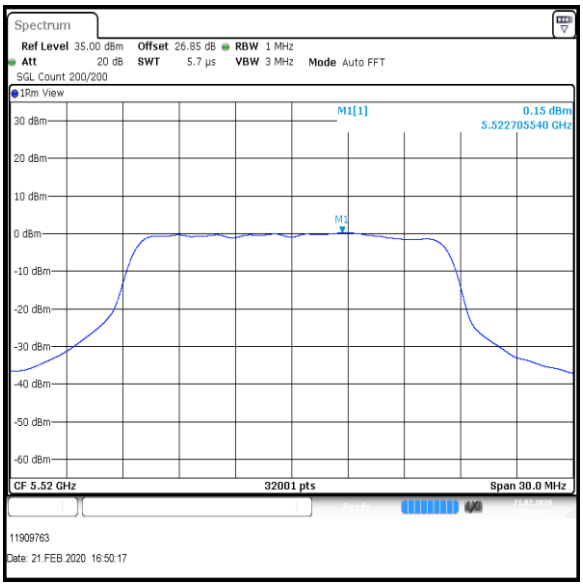


**Bottom+1 Channel**

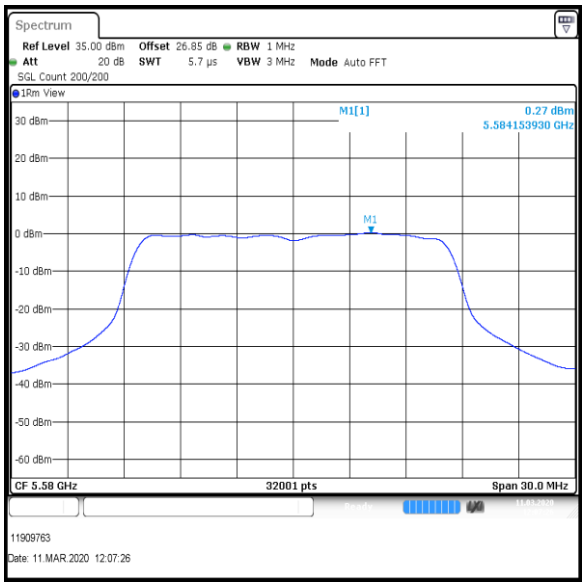


**Middle Channel**

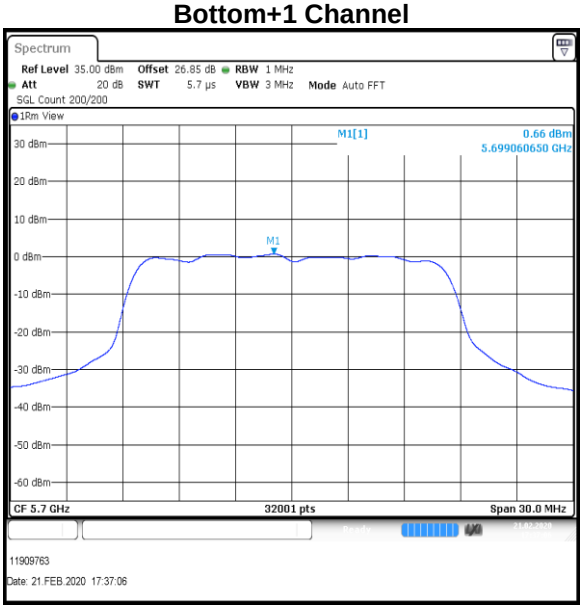


**Top Channel**

**Result: Pass**

## Transmitter Maximum Power Spectral Density (continued)

## Results: 802.11n / HT20 / MCS0 / MIMO / Port 1+2 / PWL 13 / 8 dBi Antenna

| Channel | Port 1 PSD (dBm/MHz) | Duty Cycle Correction (dB) | Port 1 Corrected PSD (dBm/MHz) | Port 2 PSD (dBm/MHz) | Duty Cycle Correction (dB) | Port 2 Corrected PSD (dBm/MHz) |
|---|---|---|---|---|---|---|
| Bottom | -2.9 | 0.5 | -2.4 | -3.3 | 0.5 | -2.8 |

| Channel | Corrected PSD Port 1 (dBm/MHz) | Corrected PSD Port 2 (dBm/MHz) | Port 1+2 Combined PSD (dBm/MHz) |
|---|---|---|---|
| Bottom | -2.4 | -2.8 | 0.4 |

| Channel | Combined Conducted PSD (dBm/MHz) | Limit (dBm/MHz) | Margin (dB) | Result |
|---|---|---|---|---|
| Bottom | 0.4 | 5.9 | 5.5 | Complied |

**Result: Pass**

## Transmitter Maximum Power Spectral Density (continued)

## Results: 802.11n / HT20 / MCS0 / MIMO / Port 1+2 / PWL 13 / 8 dBi Antenna / Port 1

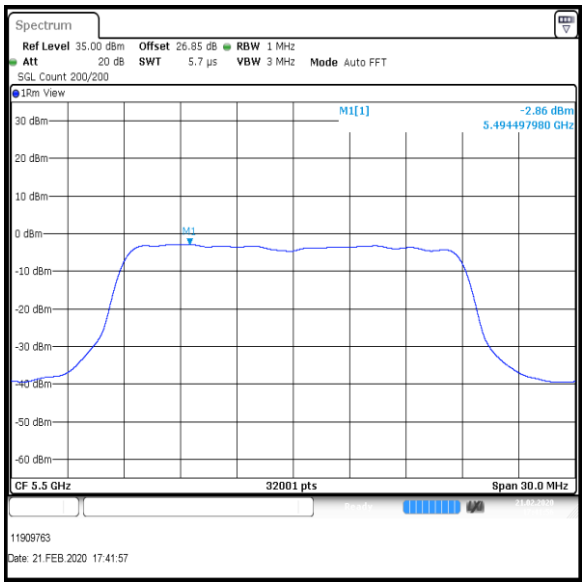


**Bottom Channel**

**Result: Pass**

## Transmitter Maximum Power Spectral Density (continued)

## Results: 802.11n / HT20 / MCS0 / MIMO / Port 1+2 / PWL 13 / 8 dBi Antenna / Port 2

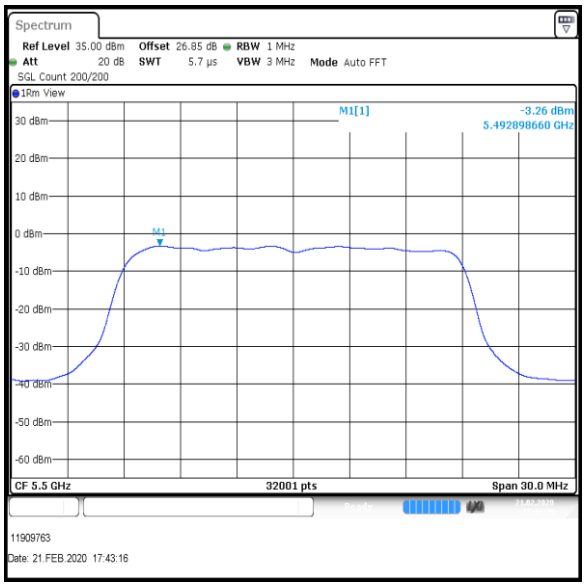


**Bottom Channel**

**Result: Pass**

## Transmitter Maximum Power Spectral Density (continued)

## Results: 802.11n / HT20 / MCS0 / MIMO / Port 1+2 / PWL 19 / 8 dBi Antenna

| Channel | Port 1 PSD (dBm/MHz) | Duty Cycle Correction (dB) | Port 1 Corrected PSD (dBm/MHz) | Port 2 PSD (dBm/MHz) | Duty Cycle Correction (dB) | Port 2 Corrected PSD (dBm/MHz) |
|---|---|---|---|---|---|---|
| Bottom+1 | 2.1 | 0.5 | 2.6 | 1.5 | 0.5 | 2.0 |
| Middle | 2.5 | 0.5 | 3.0 | 1.4 | 0.5 | 1.9 |
| Top | 1.9 | 0.5 | 2.4 | 1.3 | 0.5 | 1.8 |

| Channel | Corrected PSD Port 1 (dBm/MHz) | Corrected PSD Port 2 (dBm/MHz) | Port 1+2 Combined PSD (dBm/MHz) |
|---|---|---|---|
| Bottom+1 | 2.6 | 2.0 | 5.3 |
| Middle | 3.0 | 1.9 | 5.4 |
| Top | 2.4 | 1.8 | 4.9 |

| Channel | Combined Conducted PSD (dBm/MHz) | Limit (dBm/MHz) | Margin (dB) | Result |
|---|---|---|---|---|
| Bottom+1 | 5.3 | 5.9 | 0.6 | Complied |
| Middle | 5.4 | 5.9 | 0.5 | Complied |
| Top | 4.9 | 5.9 | 1.0 | Complied |

**Result: Pass**

## Transmitter Maximum Power Spectral Density (continued)

## Results: 802.11n / HT20 / MCS0 / MIMO / Port 1+2 / PWL 19 / 8 dBi Antenna / Port 1

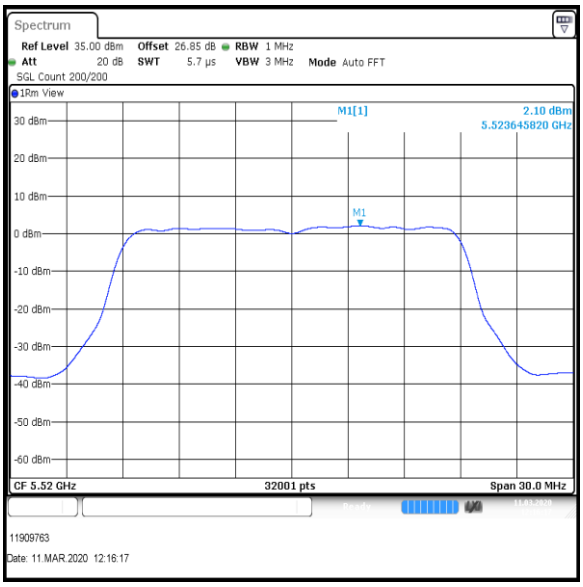


**Bottom+1 Channel**

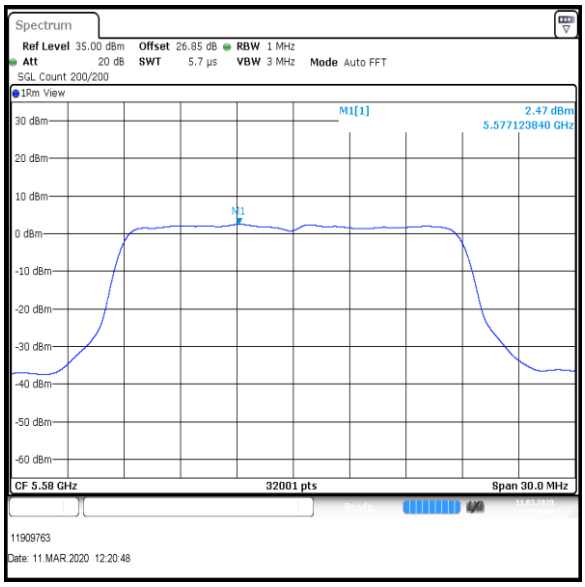


**Middle Channel**

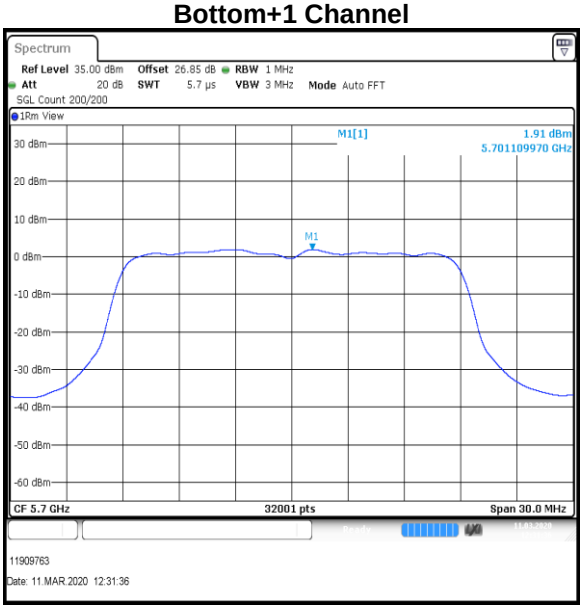


**Top Channel**

**Result: Pass**

## Transmitter Maximum Power Spectral Density (continued)

## Results: 802.11n / HT20 / MCS0 / MIMO / Port 1+2 / PWL 19 / 8 dBi Antenna / Port 2

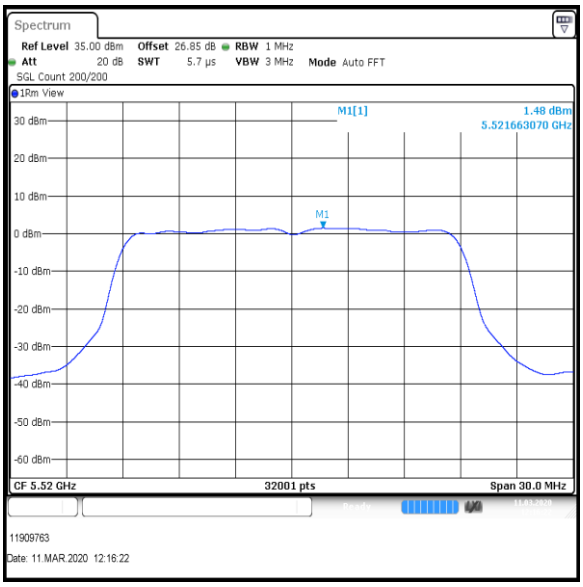


**Bottom+1 Channel**

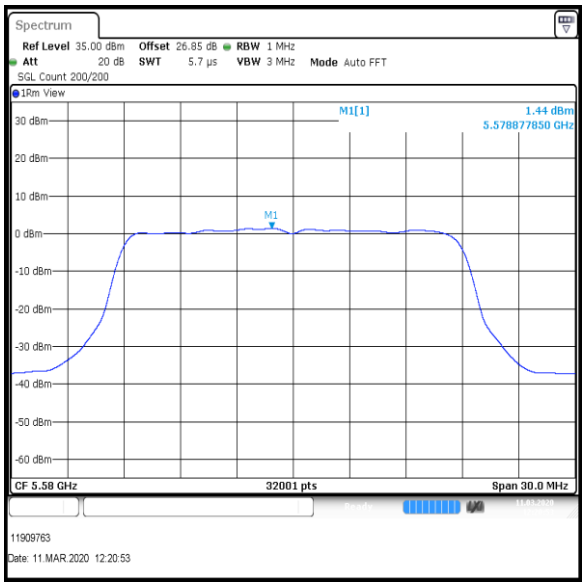


**Middle Channel**

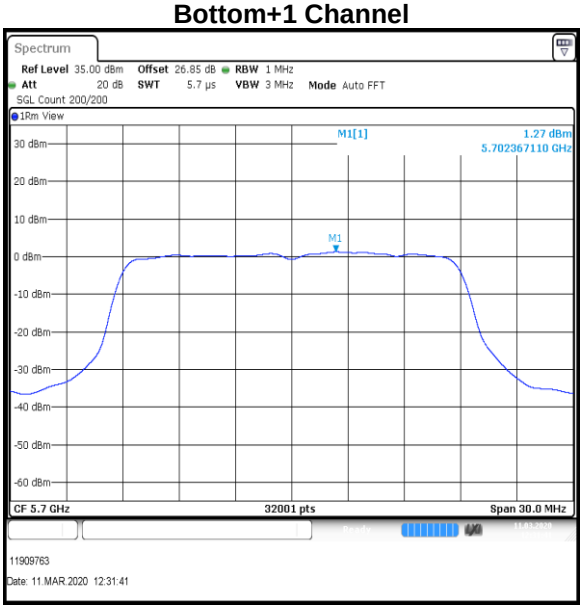


**Top Channel**

**Result: Pass**

## Transmitter Maximum Power Spectral Density (continued)

## Results: 802.11n / HT20 / MCS4 / MIMO / Port 1+2 / PWL 13 / 8 dBi Antenna

| Channel | Port 1 PSD (dBm/MHz) | Duty Cycle Correction (dB) | Port 1 Corrected PSD (dBm/MHz) | Port 2 PSD (dBm/MHz) | Duty Cycle Correction (dB) | Port 2 Corrected PSD (dBm/MHz) |
|---|---|---|---|---|---|---|
| Bottom | -4.1 | 1.6 | -2.5 | -3.5 | 1.6 | -1.9 |

| Channel | Corrected PSD Port 1 (dBm/MHz) | Corrected PSD Port 2 (dBm/MHz) | Port 1+2 Combined PSD (dBm/MHz) |
|---|---|---|---|
| Bottom | -2.5 | -1.9 | 0.8 |

| Channel | Combined Conducted PSD (dBm/MHz) | Limit (dBm/MHz) | Margin (dB) | Result |
|---|---|---|---|---|
| Bottom | 0.8 | 5.9 | 5.1 | Complied |

**Result: Pass**

## Transmitter Maximum Power Spectral Density (continued)

## Results: 802.11n / HT20 / MCS4 / MIMO / Port 1+2 / PWL 13 / 8 dBi Antenna / Port 1

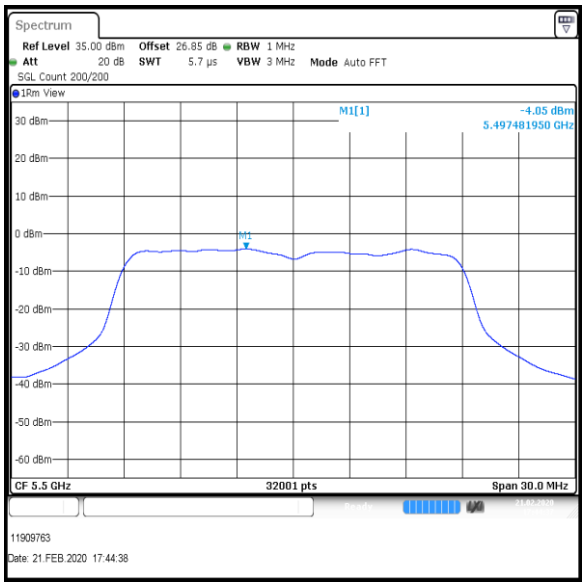


**Bottom Channel**

**Result: Pass**

## Transmitter Maximum Power Spectral Density (continued)

## Results: 802.11n / HT20 / MCS4 / MIMO / Port 1+2 / PWL 13 / 8 dBi Antenna / Port 2

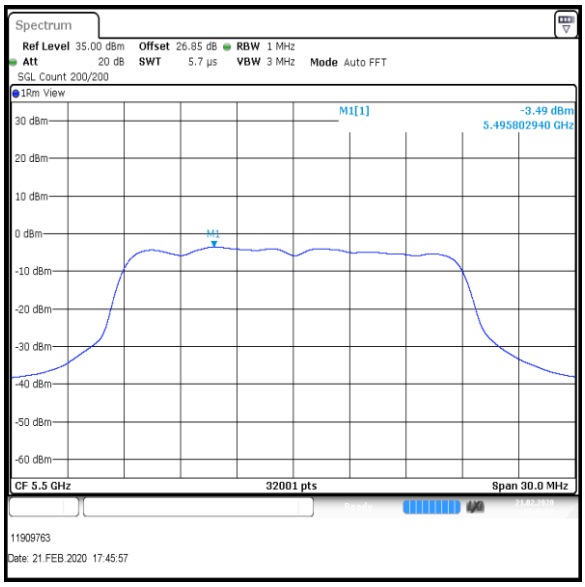


**Bottom Channel**

**Result: Pass**

## Transmitter Maximum Power Spectral Density (continued)

## Results: 802.11n / HT20 / MCS4 / MIMO / Port 1+2 / PWL 19 / 8 dBi Antenna

| Channel | Port 1 PSD (dBm/MHz) | Duty Cycle Correction (dB) | Port 1 Corrected PSD (dBm/MHz) | Port 2 PSD (dBm/MHz) | Duty Cycle Correction (dB) | Port 2 Corrected PSD (dBm/MHz) |
|---|---|---|---|---|---|---|
| Bottom+1 | 0.8 | 1.6 | 2.4 | 0.0 | 1.6 | 1.6 |
| Middle | 0.4 | 1.6 | 2.0 | -0.6 | 1.6 | 1.0 |
| Top | 1.4 | 1.6 | 3.0 | -0.2 | 1.6 | 1.4 |

| Channel | Corrected PSD Port 1 (dBm/MHz) | Corrected PSD Port 2 (dBm/MHz) | Port 1+2 Combined PSD (dBm/MHz) |
|---|---|---|---|
| Bottom+1 | 2.4 | 1.6 | 4.7 |
| Middle | 2.0 | 1.0 | 4.2 |
| Top | 3.0 | 1.4 | 5.1 |

| Channel | Combined Conducted PSD (dBm/MHz) | Limit (dBm/MHz) | Margin (dB) | Result |
|---|---|---|---|---|
| Bottom+1 | 4.7 | 5.9 | 1.2 | Complied |
| Middle | 4.2 | 5.9 | 1.7 | Complied |
| Top | 5.1 | 5.9 | 0.8 | Complied |

**Result: Pass**

## Transmitter Maximum Power Spectral Density (continued)

## Results: 802.11n / HT20 / MCS4 / MIMO / Port 1+2 / PWL 19 / 8 dBi Antenna / Port 1

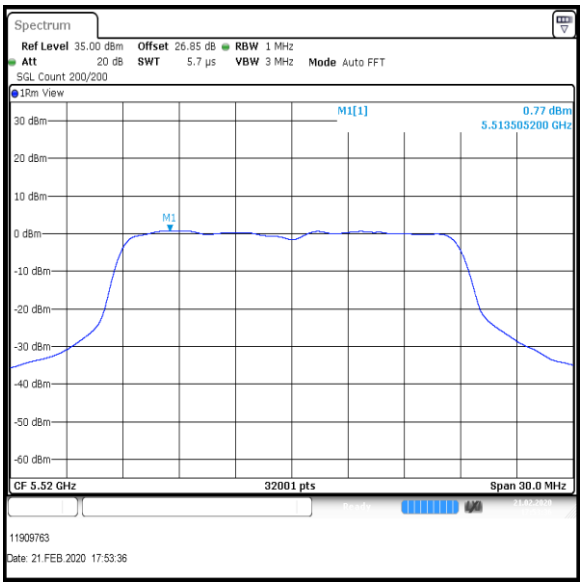


**Bottom+1 Channel**

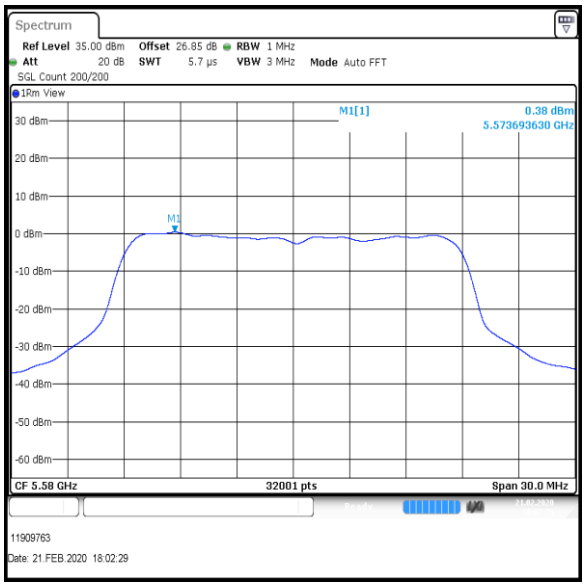


**Middle Channel**

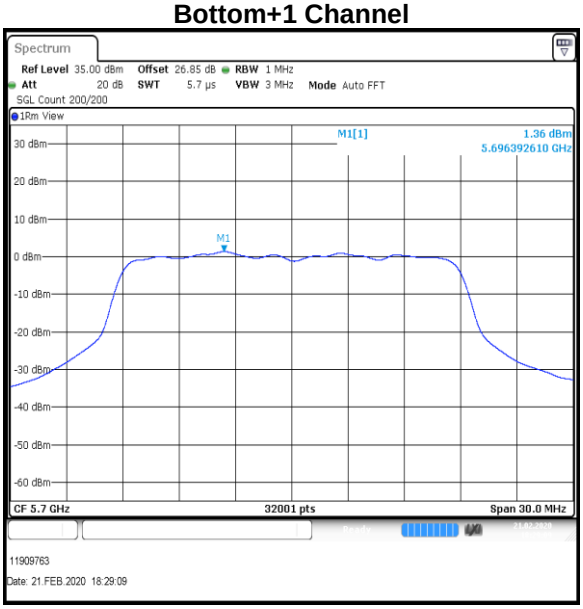


**Top Channel**

**Result: Pass**

## Transmitter Maximum Power Spectral Density (continued)

## Results: 802.11n / HT20 / MCS4 / MIMO / Port 1+2 / PWL 19 / 8 dBi Antenna / Port 2

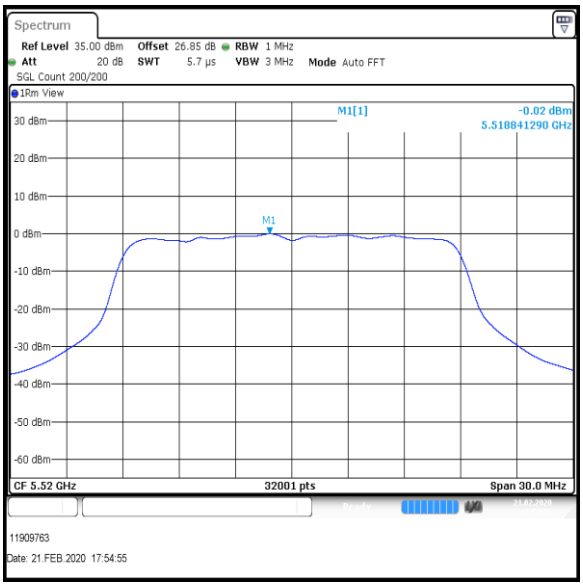


**Bottom+1 Channel**

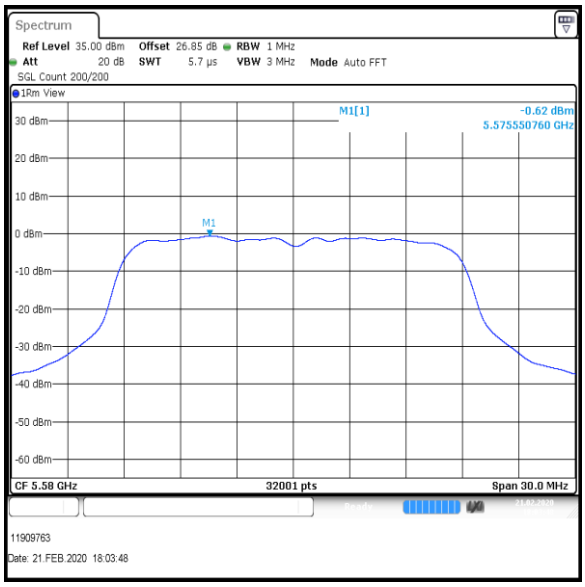


**Middle Channel**

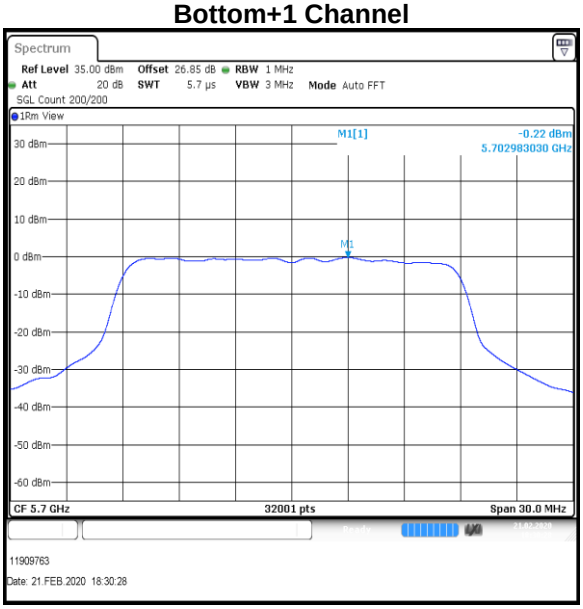


**Top Channel**

**Result: Pass**

## Transmitter Maximum Power Spectral Density (continued)

## Results: 802.11ac / HT20 / MCS0 / MIMO / Port 1+2 / PWL 13 / 8 dBi Antenna

| Channel | Port 1 PSD (dBm/MHz) | Duty Cycle Correction (dB) | Port 1 Corrected PSD (dBm/MHz) | Port 2 PSD (dBm/MHz) | Duty Cycle Correction (dB) | Port 2 Corrected PSD (dBm/MHz) |
|---|---|---|---|---|---|---|
| Bottom | -3.0 | 0.5 | -2.5 | -2.5 | 0.5 | -2.0 |

| Channel | Corrected PSD Port 1 (dBm/MHz) | Corrected PSD Port 2 (dBm/MHz) | Port 1+2 Combined PSD (dBm/MHz) |
|---|---|---|---|
| Bottom | -2.5 | -2.0 | 0.3 |

| Channel | Combined Conducted PSD (dBm/MHz) | Limit (dBm/MHz) | Margin (dB) | Result |
|---|---|---|---|---|
| Bottom | 0.3 | 5.9 | 5.6 | Complied |

**Result: Pass**

## Transmitter Maximum Power Spectral Density (continued)

## Results: 802.11ac / HT20 / MCS0 / MIMO / Port 1+2 / PWL 13 / 8 dBi Antenna / Port 1

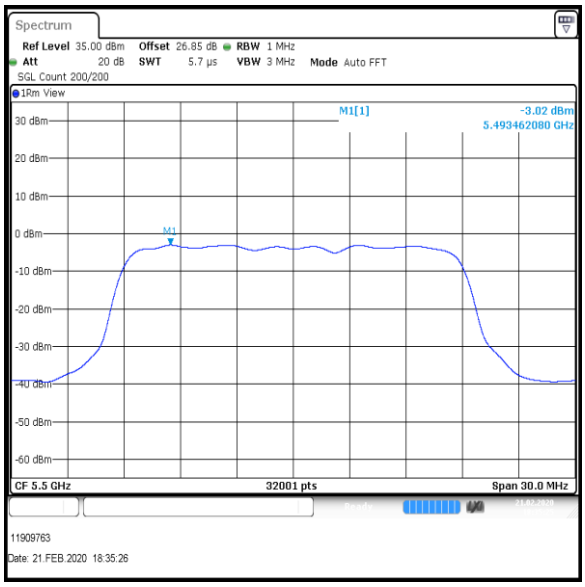


**Bottom Channel**

**Result: Pass**

## Transmitter Maximum Power Spectral Density (continued)

## Results: 802.11ac / HT20 / MCS0 / MIMO / Port 1+2 / PWL 13 / 8 dBi Antenna / Port 2

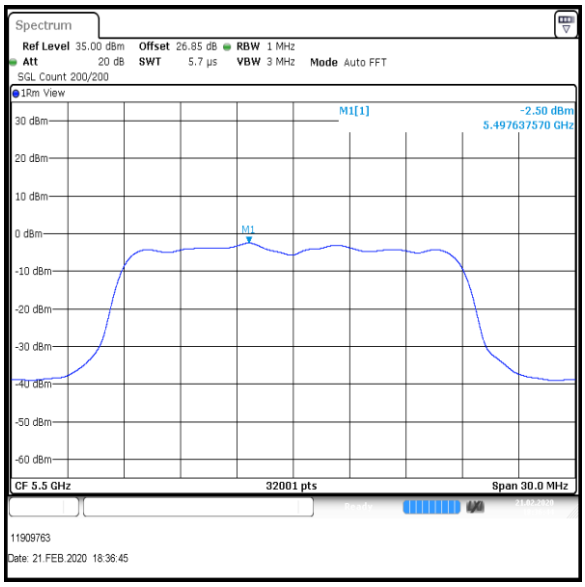


**Bottom Channel**

**Result: Pass**

## Transmitter Maximum Power Spectral Density (continued)

## Results: 802.11ac / HT20 / MCS0 / MIMO / Port 1+2 / PWL 19 / 8 dBi Antenna

| Channel | Port 1 PSD (dBm/MHz) | Duty Cycle Correction (dB) | Port 1 Corrected PSD (dBm/MHz) | Port 2 PSD (dBm/MHz) | Duty Cycle Correction (dB) | Port 2 Corrected PSD (dBm/MHz) |
|---|---|---|---|---|---|---|
| Bottom+1 | 2.7 | 0.5 | 3.2 | 1.7 | 0.5 | 2.2 |
| Middle | 2.6 | 0.5 | 3.1 | 1.8 | 0.5 | 2.3 |
| Top | 2.1 | 0.5 | 2.6 | 2.2 | 0.5 | 2.7 |

| Channel | Corrected PSD Port 1 (dBm/MHz) | Corrected PSD Port 2 (dBm/MHz) | Port 1+2 Combined PSD (dBm/MHz) |
|---|---|---|---|
| Bottom+1 | 3.2 | 2.2 | 5.3 |
| Middle | 3.1 | 2.3 | 5.0 |
| Top | 2.6 | 2.7 | 5.2 |

| Channel | Combined Conducted PSD (dBm/MHz) | Limit (dBm/MHz) | Margin (dB) | Result |
|---|---|---|---|---|
| Bottom+1 | 5.3 | 5.9 | 0.6 | Complied |
| Middle | 5.0 | 5.9 | 0.9 | Complied |
| Top | 5.2 | 5.9 | 0.7 | Complied |

**Result: Pass**

## Transmitter Maximum Power Spectral Density (continued)

## Results: 802.11ac / HT20 / MCS0 / MIMO / Port 1+2 / PWL 19 / 8 dBi Antenna / Port 1

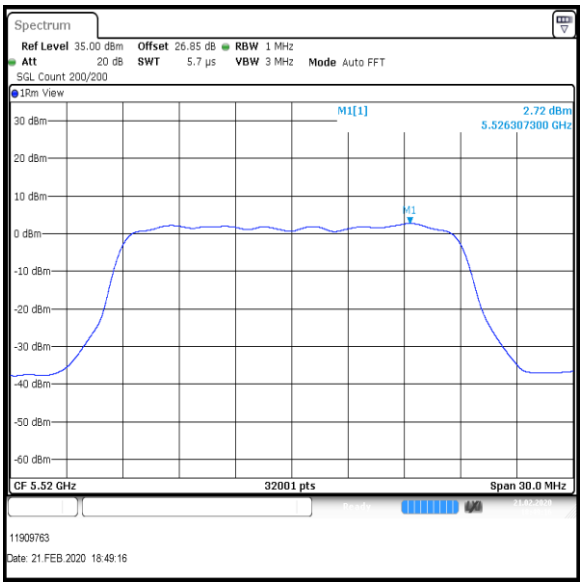


**Bottom+1 Channel**

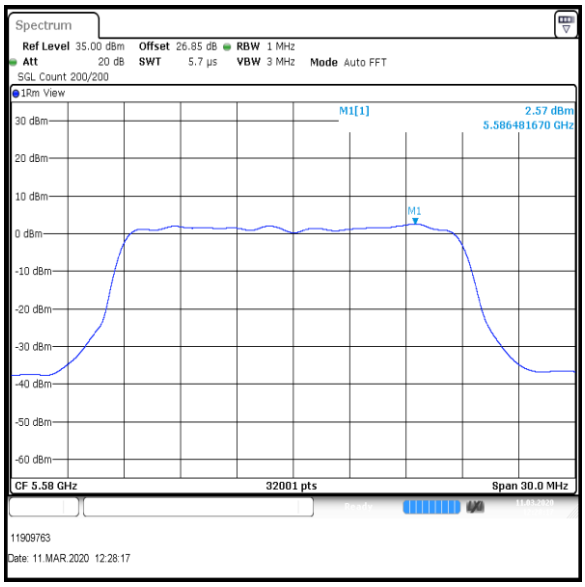


**Middle Channel**

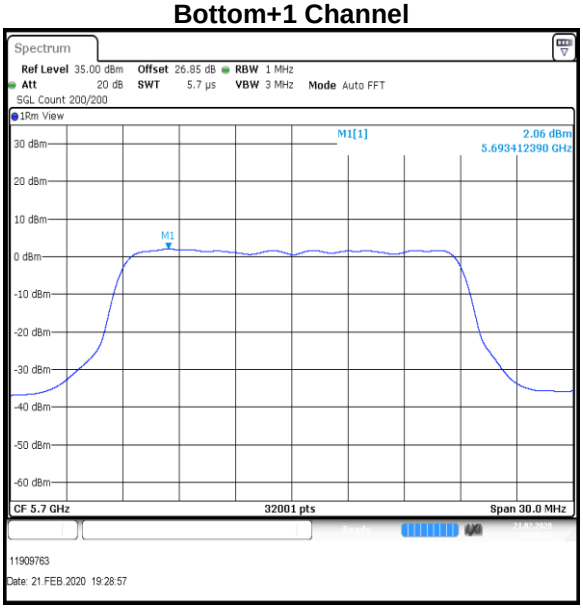


**Top Channel**

**Result: Pass**

## Transmitter Maximum Power Spectral Density (continued)

## Results: 802.11ac / HT20 / MCS0 / MIMO / Port 1+2 / PWL 19 / 8 dBi Antenna / Port 2

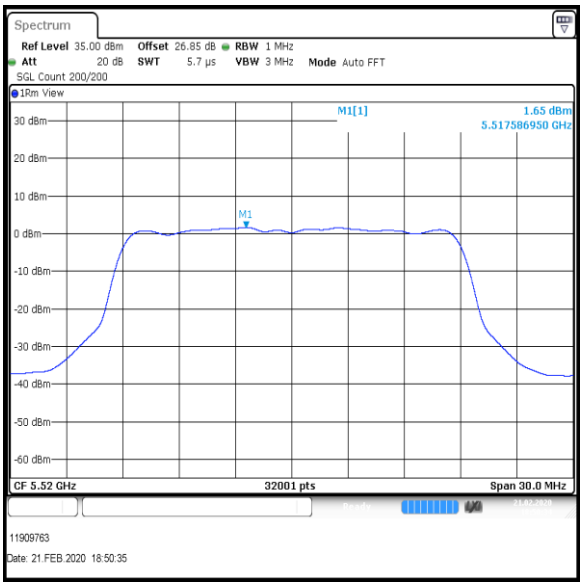


**Bottom+1 Channel**

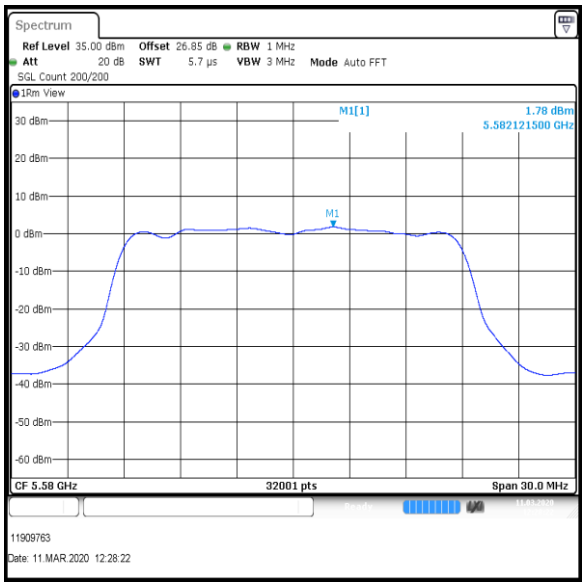


**Middle Channel**

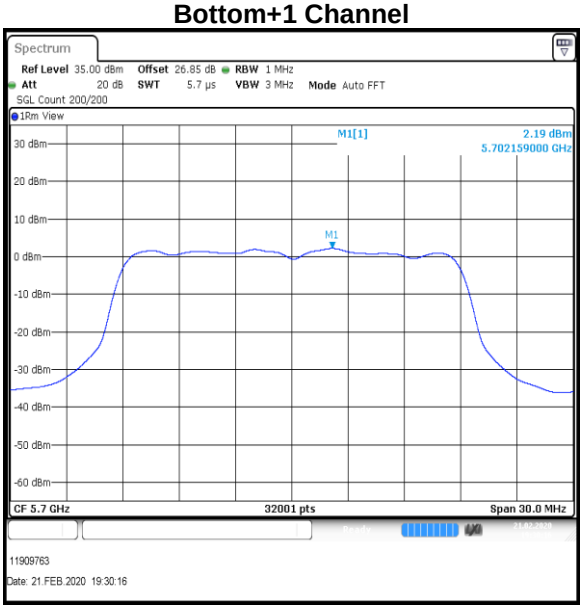


**Top Channel**

**Result: Pass**

## Transmitter Maximum Power Spectral Density (continued)

## Results: 802.11ac / HT20 / MCS4 / MIMO / Port 1+2 / PWL 13 / 8 dBi Antenna

| Channel | Port 1 PSD (dBm/MHz) | Duty Cycle Correction (dB) | Port 1 Corrected PSD (dBm/MHz) | Port 2 PSD (dBm/MHz) | Duty Cycle Correction (dB) | Port 2 Corrected PSD (dBm/MHz) |
|---|---|---|---|---|---|---|
| Bottom | -4.6 | 1.9 | -2.7 | -3.9 | 1.9 | -2.0 |

| Channel | Corrected PSD Port 1 (dBm/MHz) | Corrected PSD Port 2 (dBm/MHz) | Port 1+2 Combined PSD (dBm/MHz) |
|---|---|---|---|
| Bottom | -2.7 | -2.0 | 0.3 |

| Channel | Combined Conducted PSD (dBm/MHz) | Limit (dBm/MHz) | Margin (dB) | Result |
|---|---|---|---|---|
| Bottom | 0.3 | 5.9 | 5.6 | Complied |

**Result: Pass**

## Transmitter Maximum Power Spectral Density (continued)

## Results: 802.11ac / HT20 / MCS4 / MIMO / Port 1+2 / PWL 13 / 8 dBi Antenna / Port 1

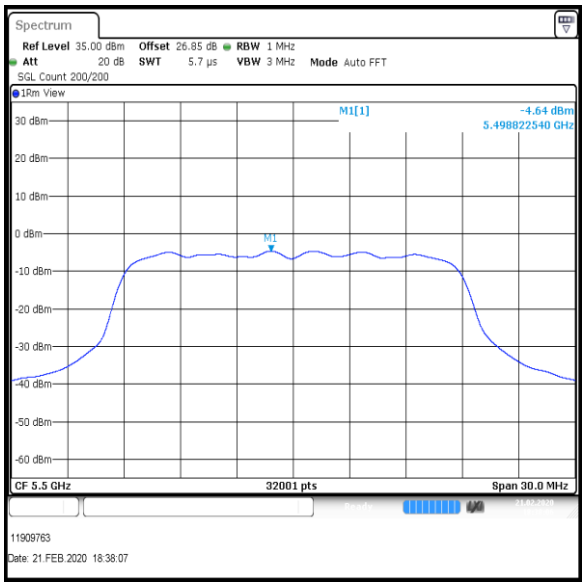


**Bottom Channel**

**Result: Pass**

## Transmitter Maximum Power Spectral Density (continued)

## Results: 802.11ac / HT20 / MCS4 / MIMO / Port 1+2 / PWL 13 / 8 dBi Antenna / Port 2

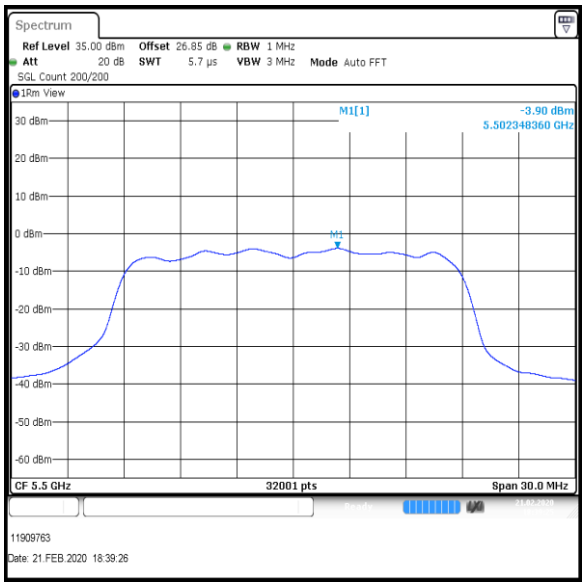


**Bottom Channel**

**Result: Pass**

## Transmitter Maximum Power Spectral Density (continued)

## Results: 802.11ac / HT20 / MCS4 / MIMO / Port 1+2 / PWL 19 / 8 dBi Antenna

| Channel | Port 1 PSD (dBm/MHz) | Duty Cycle Correction (dB) | Port 1 Corrected PSD (dBm/MHz) | Port 2 PSD (dBm/MHz) | Duty Cycle Correction (dB) | Port 2 Corrected PSD (dBm/MHz) |
|---|---|---|---|---|---|---|
| Bottom+1 | -1.8 | 1.9 | 0.1 | -2.6 | 1.9 | -0.7 |
| Middle | 1.2 | 1.9 | 3.1 | 0.1 | 1.9 | 2.0 |
| Top | 0.4 | 1.9 | 2.3 | 0.2 | 1.9 | 2.1 |

| Channel | Corrected PSD Port 1 (dBm/MHz) | Corrected PSD Port 2 (dBm/MHz) | Port 1+2 Combined PSD (dBm/MHz) |
|---|---|---|---|
| Bottom+1 | 0.1 | -0.7 | 2.2 |
| Middle | 3.1 | 2.0 | 4.9 |
| Top | 2.3 | 2.1 | 4.6 |

| Channel | Combined Conducted PSD (dBm/MHz) | Limit (dBm/MHz) | Margin (dB) | Result |
|---|---|---|---|---|
| Bottom+1 | 2.2 | 5.9 | 3.7 | Complied |
| Middle | 4.9 | 5.9 | 1.0 | Complied |
| Top | 4.6 | 5.9 | 1.3 | Complied |

**Result:** Pass

## Transmitter Maximum Power Spectral Density (continued)

## Results: 802.11ac / HT20 / MCS4 / MIMO / Port 1+2 / PWL 19 / 8 dBi Antenna / Port 1

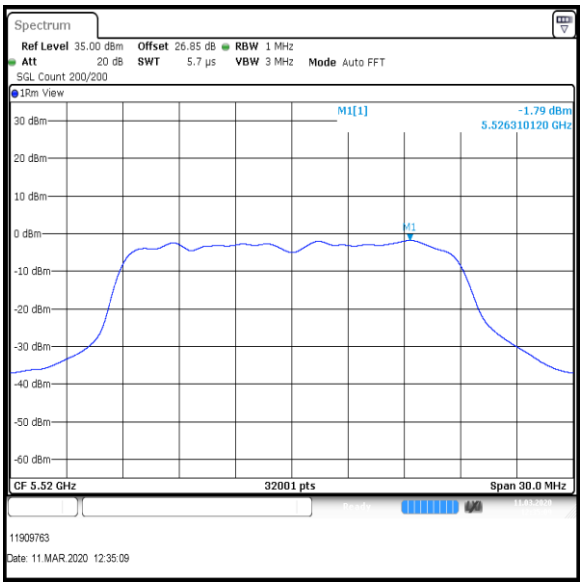


**Bottom+1 Channel**

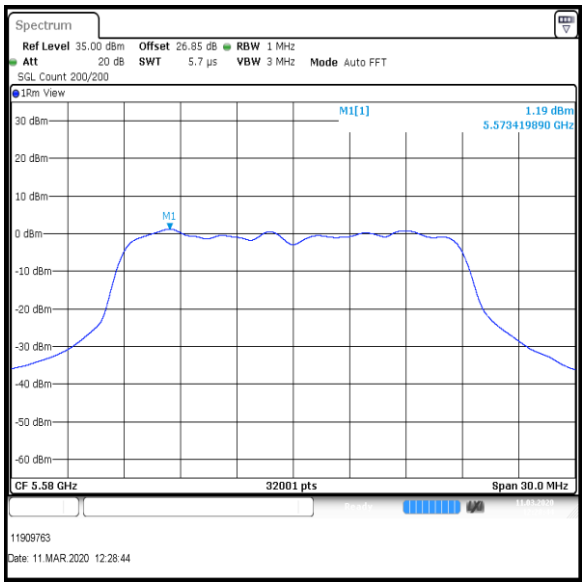


**Middle Channel**

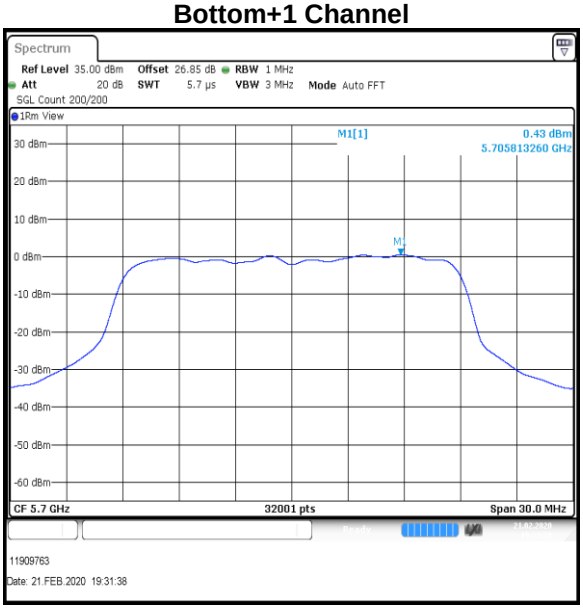


**Top Channel**

**Result: Pass**

## Transmitter Maximum Power Spectral Density (continued)

## Results: 802.11ac / HT20 / MCS4 / MIMO / Port 1+2 / PWL 19 / 8 dBi Antenna / Port 2

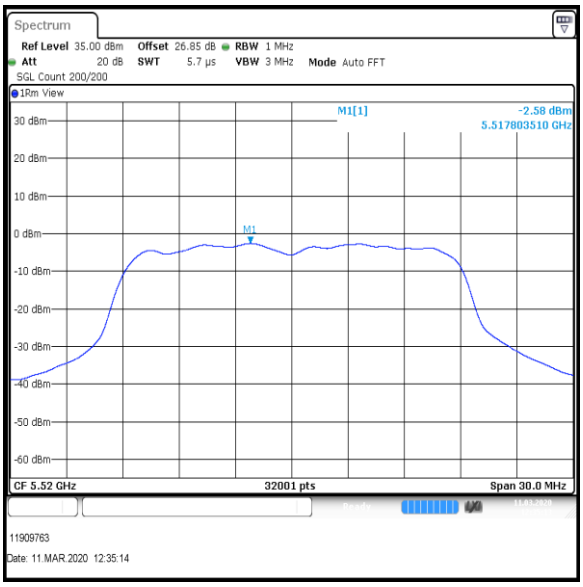


**Bottom+1 Channel**

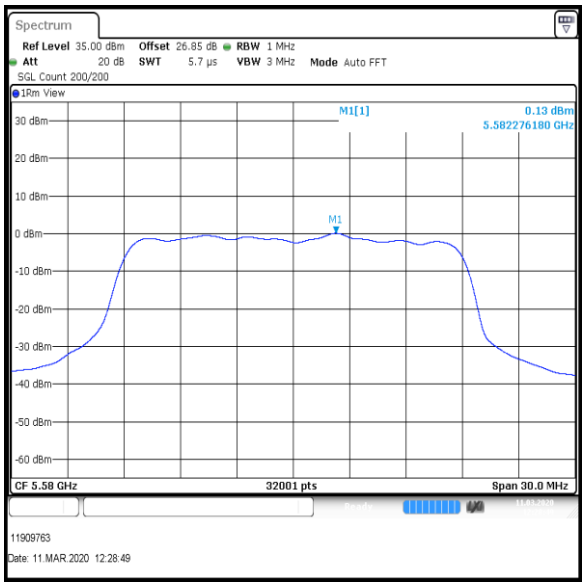


**Middle Channel**

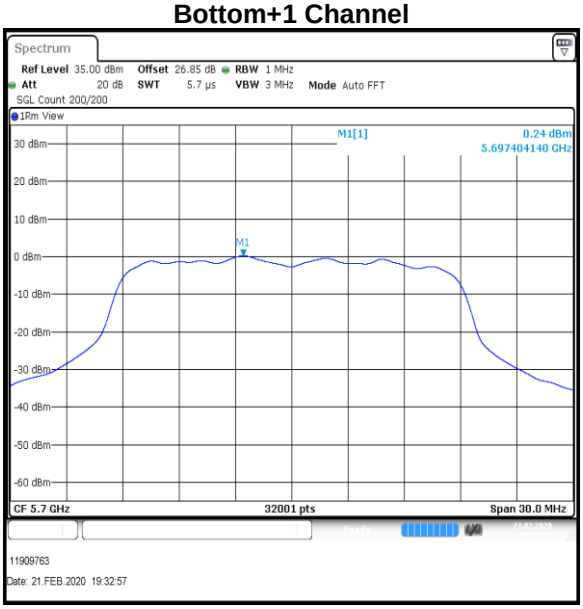


**Top Channel**

**Result: Pass**

## Transmitter Maximum Power Spectral Density (continued)

## Results: 802.11n / HT40 / MCS7 / MIMO / Port 1+2 / PWL 13 / 8 dBi Antenna

| Channel | Port 1 PSD (dBm/MHz) | Duty Cycle Correction (dB) | Port 1 Corrected PSD (dBm/MHz) | Port 2 PSD (dBm/MHz) | Duty Cycle Correction (dB) | Port 2 Corrected PSD (dBm/MHz) |
|---|---|---|---|---|---|---|
| Bottom | -8.6 | 3.5 | -5.1 | -8.6 | 3.5 | -5.1 |
| Middle | -8.3 | 3.5 | -4.8 | -8.4 | 3.5 | -4.9 |
| Top | -7.6 | 3.5 | -4.1 | -9.3 | 3.5 | -5.8 |

| Channel | Corrected PSD Port 1 (dBm/MHz) | Corrected PSD Port 2 (dBm/MHz) | Port 1+2 Combined PSD (dBm/MHz) |
|---|---|---|---|
| Bottom | -5.1 | -5.1 | -2.2 |
| Middle | -4.8 | -4.9 | -2.0 |
| Top | -4.1 | -5.8 | -1.8 |

| Channel | Combined Conducted PSD (dBm/MHz) | Limit (dBm/MHz) | Margin (dB) | Result |
|---|---|---|---|---|
| Bottom | -2.2 | 5.9 | 8.1 | Complied |
| Middle | -2.0 | 5.9 | 7.9 | Complied |
| Top | -1.8 | 5.9 | 7.7 | Complied |

**Result: Pass**

## Transmitter Maximum Power Spectral Density (continued)

## Results: 802.11n / HT40 / MCS7 / MIMO / Port 1+2 / PWL 13 / 8 dBi Antenna / Port 1

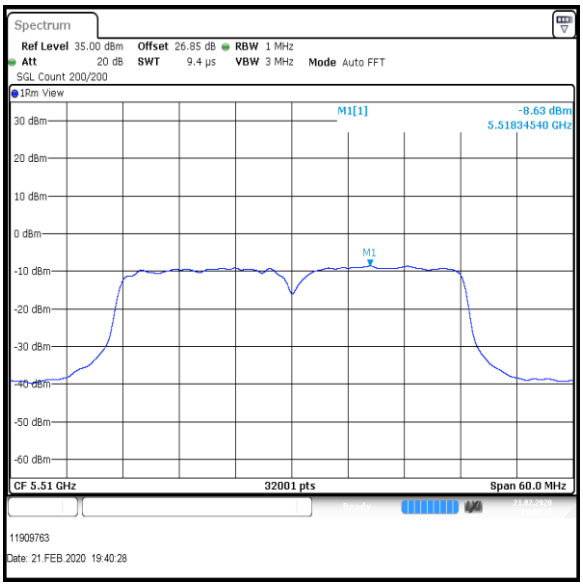


**Bottom Channel**

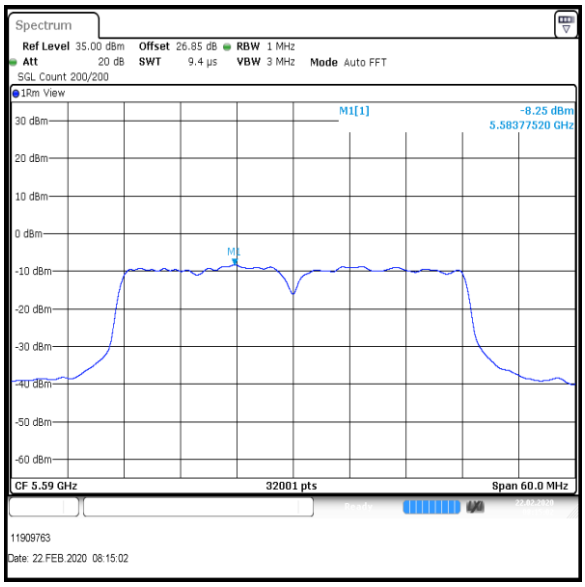


**Middle Channel**

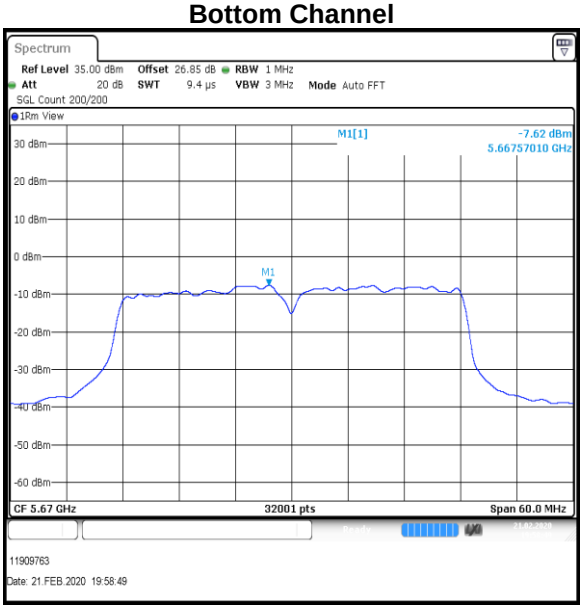


**Top Channel**

**Result: Pass**

## Transmitter Maximum Power Spectral Density (continued)

## Results: 802.11n / HT40 / MCS7 / MIMO / Port 1+2 / PWL 13 / 8 dBi Antenna / Port 2

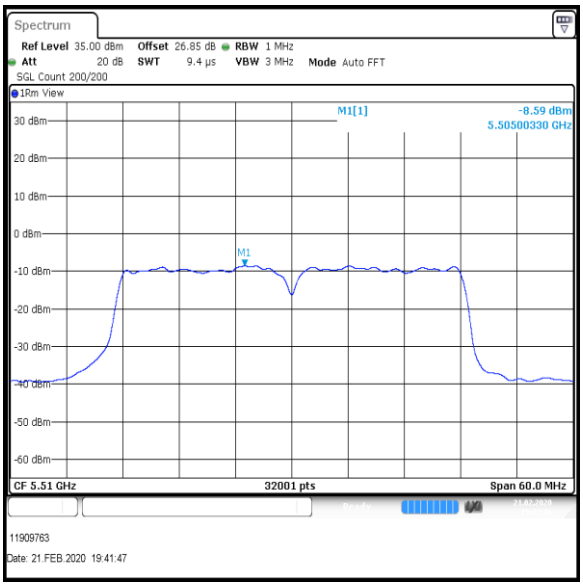


**Bottom Channel**

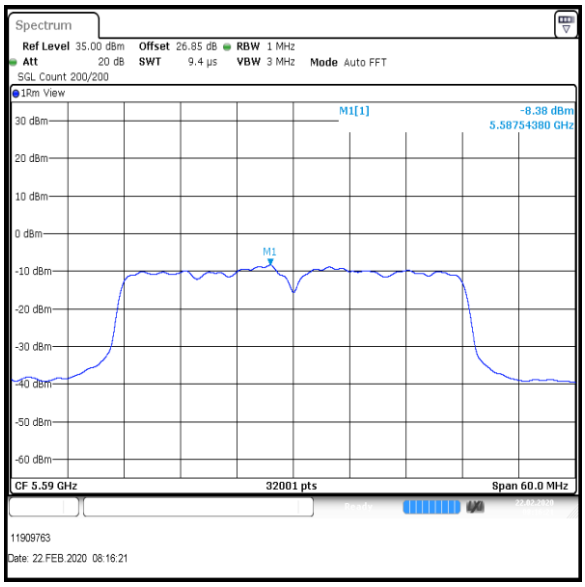


**Middle Channel**

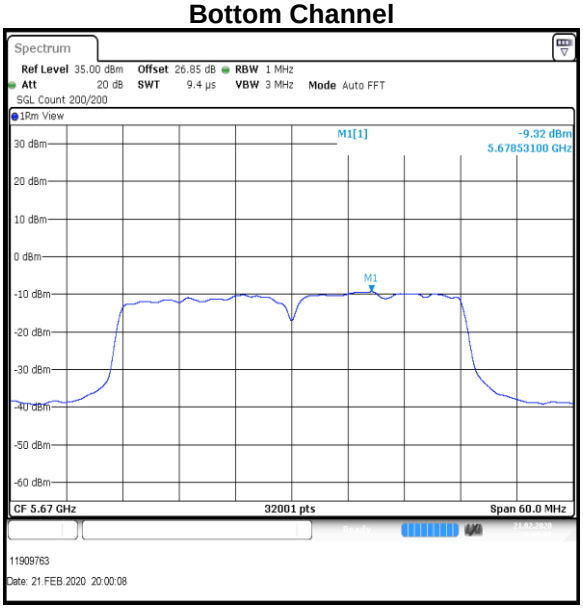


**Top Channel**

**Result: Pass**

## Transmitter Maximum Power Spectral Density (continued)

## Results: 802.11ac / HT40 / MCS7 / MIMO / Port 1+2 / PWL 13 / 8 dBi Antenna

| Channel | Port 1 PSD (dBm/MHz) | Duty Cycle Correction (dB) | Port 1 Corrected PSD (dBm/MHz) | Port 2 PSD (dBm/MHz) | Duty Cycle Correction (dB) | Port 2 Corrected PSD (dBm/MHz) |
|---|---|---|---|---|---|---|
| Bottom | -9.5 | 2.7 | -6.8 | -9.6 | 2.7 | -6.9 |
| Middle | -8.3 | 2.7 | -5.6 | -9.1 | 2.7 | -6.4 |
| Top | -7.8 | 2.7 | -5.1 | -10.2 | 2.7 | -7.5 |

| Channel | Corrected PSD Port 1 (dBm/MHz) | Corrected PSD Port 2 (dBm/MHz) | Port 1+2 Combined PSD (dBm/MHz) |
|---|---|---|---|
| Bottom | -6.8 | -6.9 | -4.6 |
| Middle | -5.6 | -6.4 | -3.7 |
| Top | -5.1 | -7.5 | -3.5 |

| Channel | Combined Conducted PSD (dBm/MHz) | Limit (dBm/MHz) | Margin (dB) | Result |
|---|---|---|---|---|
| Bottom | -4.6 | 5.9 | 10.5 | Complied |
| Middle | -3.7 | 5.9 | 9.6 | Complied |
| Top | -3.5 | 5.9 | 9.4 | Complied |

**Result: Pass**

## Transmitter Maximum Power Spectral Density (continued)

## Results: 802.11ac / HT40 / MCS7 / MIMO / Port 1+2 / PWL 13 / 8 dBi Antenna / Port 1

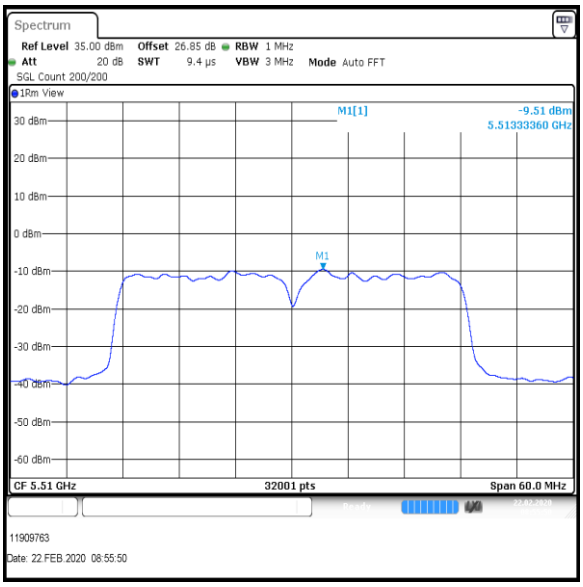


**Bottom Channel**

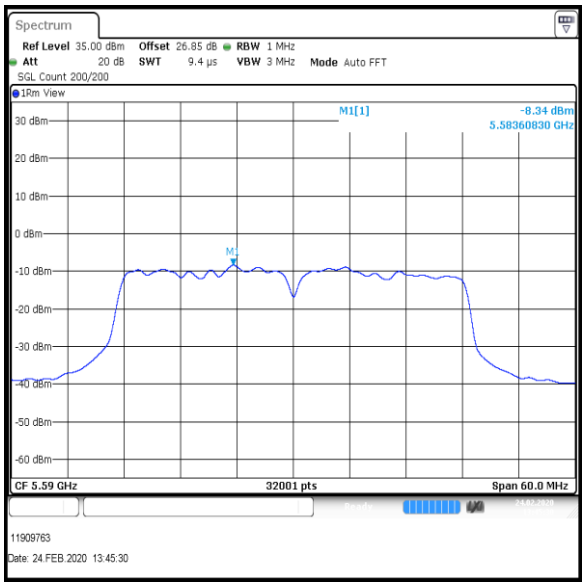


**Middle Channel**

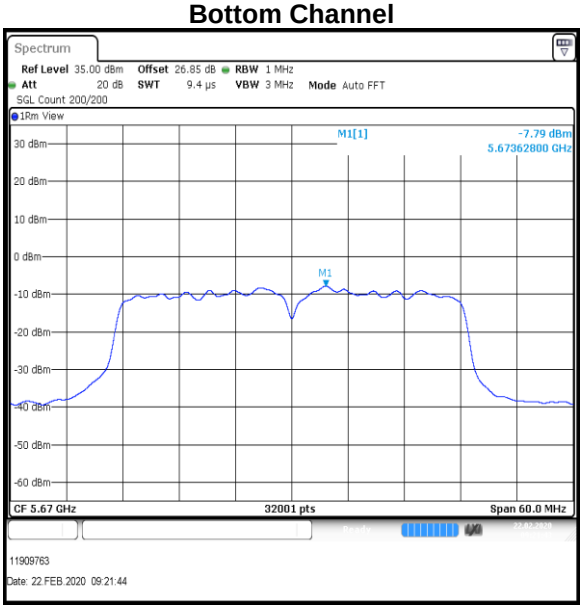


**Top Channel**

**Result: Pass**

## Transmitter Maximum Power Spectral Density (continued)

## Results: 802.11ac / HT40 / MCS7 / MIMO / Port 1+2 / PWL 13 / 8 dBi Antenna / Port 2

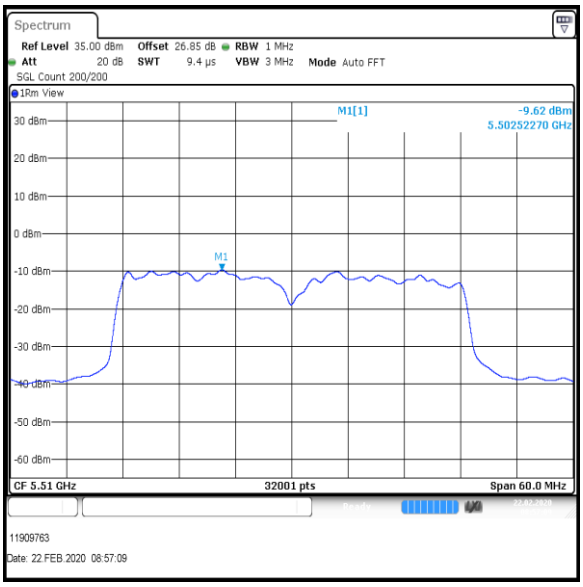


**Bottom Channel**

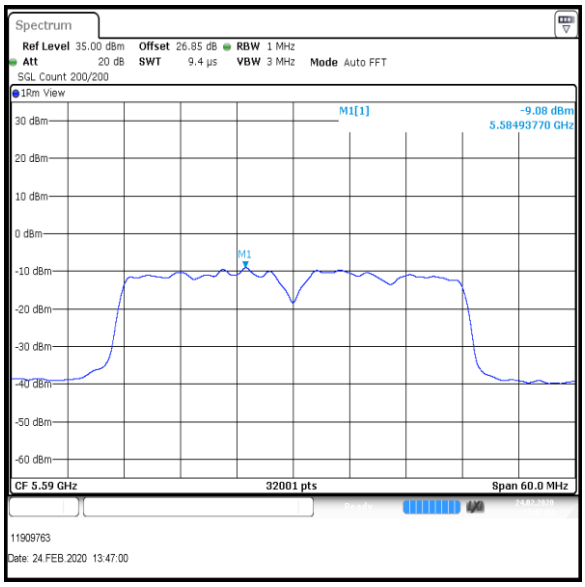


**Middle Channel**

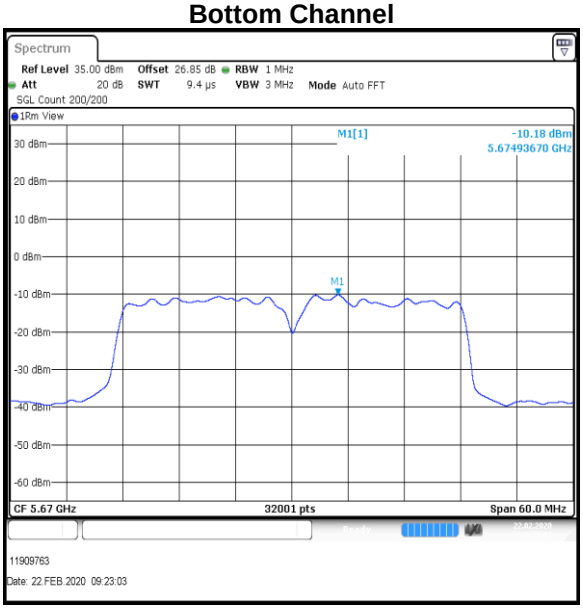


**Top Channel**

**Result: Pass**

## Transmitter Maximum Power Spectral Density (continued)

## Results: 802.11ac / HT80 / MCS5 / MIMO / Port 1+2 / PWL 13 / 8 dBi Antenna

| Channel | Port 1 PSD (dBm/MHz) | Duty Cycle Correction (dB) | Port 1 Corrected PSD (dBm/MHz) | Port 2 PSD (dBm/MHz) | Duty Cycle Correction (dB) | Port 2 Corrected PSD (dBm/MHz) |
|---|---|---|---|---|---|---|
| Bottom | -11.8 | 3.2 | -8.6 | -11.4 | 3.2 | -8.2 |
| Top | -12.6 | 3.2 | -9.4 | -13.4 | 3.2 | -10.2 |

| Channel | Corrected PSD Port 1 (dBm/MHz) | Corrected PSD Port 2 (dBm/MHz) | Port 1+2 Combined PSD (dBm/MHz) |
|---|---|---|---|
| Bottom | -8.6 | -8.2 | -5.0 |
| Top | -9.4 | -10.2 | -7.1 |

| Channel | Combined Conducted PSD (dBm/MHz) | Limit (dBm/MHz) | Margin (dB) | Result |
|---|---|---|---|---|
| Bottom | -5.0 | 5.9 | 10.9 | Complied |
| Top | -7.1 | 5.9 | 13.0 | Complied |

**Result: Pass**

## Transmitter Maximum Power Spectral Density (continued)

## Results: 802.11ac / HT80 / MCS5 / MIMO / Port 1+2 / PWL 13 / 8 dBi Antenna / Port 1

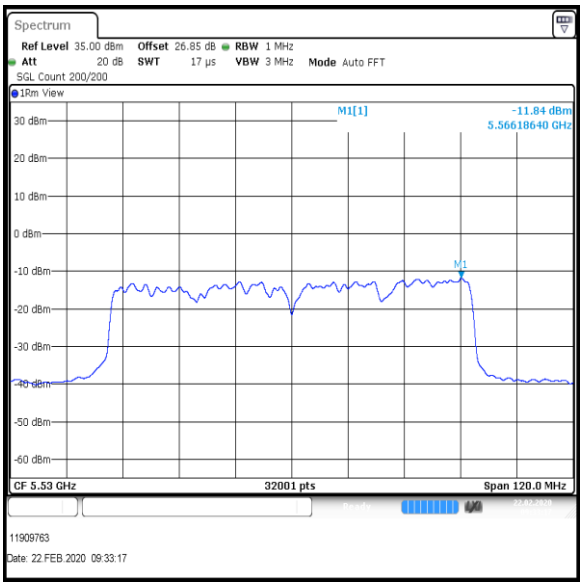


**Bottom Channel**

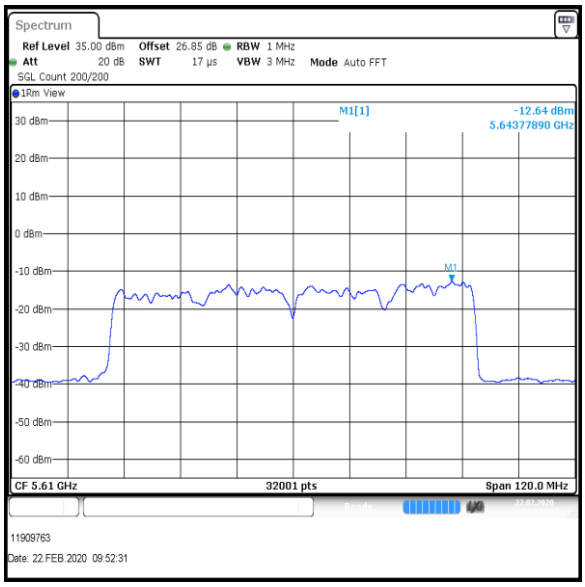


**Top Channel**

**Result: Pass**