Transmitter Maximum Power Spectral Density (continued)

Results: 802.11ac / HT80 / MCS1 / SISO / Port 1 / PWL 9 / 9 dBi Antenna

Channel	Port 1 PSD (dBm/MHz)	Duty Cycle Correction (dB)	Port 1 Corrected PSD (dBm/MHz)	Limit (dBm/MHz)	Margin (dB)	Result
Bottom	-10.9	2.8	-8.1	8	16.1	Complied

Results: 802.11ac / HT80 / MCS1 / SISO / Port 1 / PWL 9 / 9 dBi Antenna / Port 1

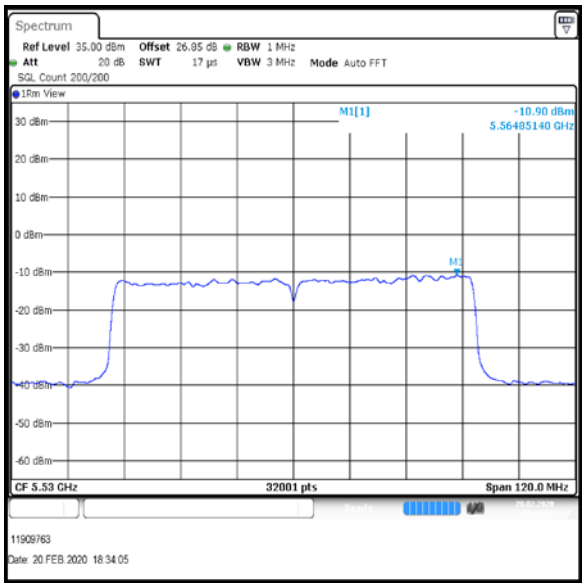

Bottom Channel

Result: Pass

Transmitter Maximum Power Spectral Density (continued)

Results: 802.11ac / HT80 / MCS1 / SISO / Port 1 / PWL 12 / 9 dBi Antenna

Channel	Port 1 PSD (dBm/MHz)	Duty Cycle Correction (dB)	Port 1 Corrected PSD (dBm/MHz)	Limit (dBm/MHz)	Margin (dB)	Result
Top	-7.3	2.8	-4.5	8	12.5	Complied

Results: 802.11ac / HT80 / MCS1 / SISO / Port 1 / PWL 12 / 9 dBi Antenna / Port 1

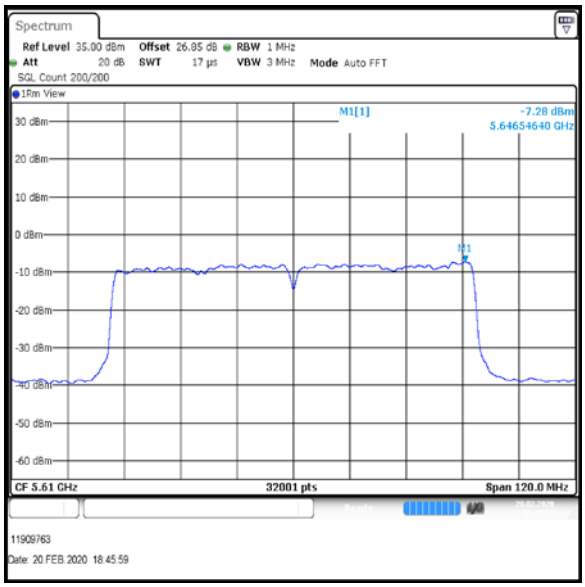

Top Channel

Result: Pass

Transmitter Maximum Power Spectral Density (continued)

Results: 802.11ac / HT80 / MCS8 / SISO / Port 1 / PWL 9 / 9 dBi Antenna

Channel	Port 1 PSD (dBm/MHz)	Duty Cycle Correction (dB)	Port 1 Corrected PSD (dBm/MHz)	Limit (dBm/MHz)	Margin (dB)	Result
Bottom	-12.5	4.1	-8.4	8	16.4	Complied

Results: 802.11ac / HT80 / MCS8 / SISO / Port 1 / PWL 9 / 9 dBi Antenna / Port 1

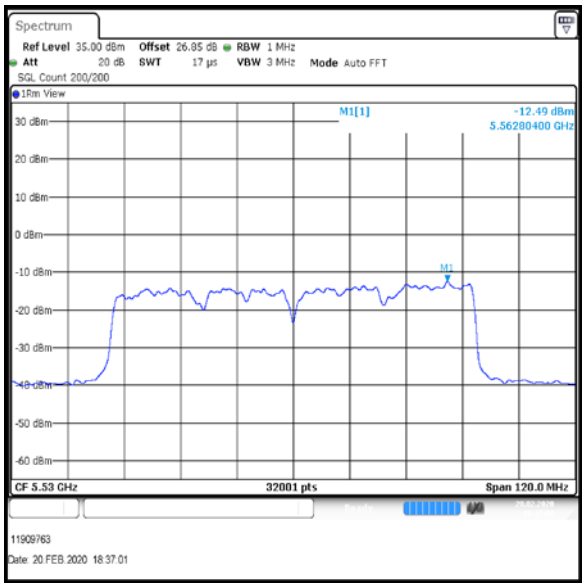

Bottom Channel

Result: Pass

Transmitter Maximum Power Spectral Density (continued)

Results: 802.11ac / HT80 / MCS8 / SISO / Port 1 / PWL 12 / 9 dBi Antenna

Channel	Port 1 PSD (dBm/MHz)	Duty Cycle Correction (dB)	Port 1 Corrected PSD (dBm/MHz)	Limit (dBm/MHz)	Margin (dB)	Result
Top	-9.6	4.1	-5.5	8	13.5	Complied

Results: 802.11ac / HT80 / MCS8 / SISO / Port 1 / PWL 12 / 9 dBi Antenna / Port 1

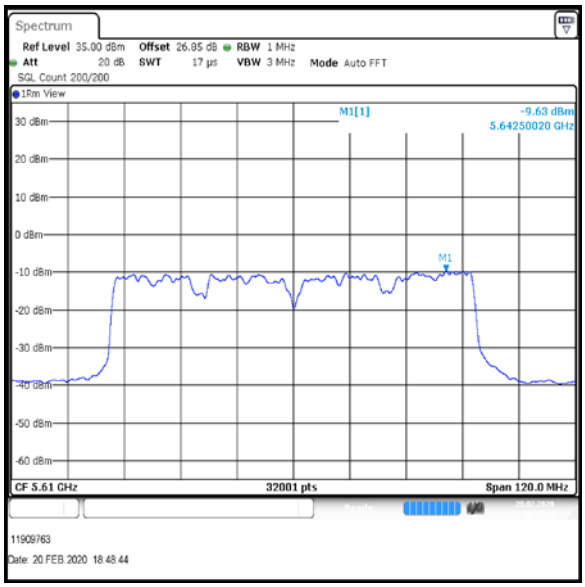

Top Channel

Result: Pass

Transmitter Maximum Power Spectral Density (continued)

Results: 802.11a / 20 MHz / 48Mbit / MIMO / Port 1+2 / PWL 12 / 9 dBi Antenna

Channel	Port 1 PSD (dBm/MHz)	Duty Cycle Correction (dB)	Port 1 Corrected PSD (dBm/MHz)	Port 2 PSD (dBm/MHz)	Duty Cycle Correction (dB)	Port 2 Corrected PSD (dBm/MHz)
Bottom	-5.4	1.5	-3.9	-4.3	1.5	-2.8

Channel	Corrected PSD Port 1 (dBm/MHz)	Corrected PSD Port 2 (dBm/MHz)	Port 1+2 Combined PSD (dBm/MHz)
Bottom	-3.9	-2.8	-0.4

Channel	Combined Conducted PSD (dBm/MHz)	Limit (dBm/MHz)	Margin (dB)	Result
Bottom	-0.4	4.9	5.3	Complied

Result: Pass

Transmitter Maximum Power Spectral Density (continued)

Results: 802.11a / 20 MHz / 48Mbit / MIMO / Port 1+2 / PWL 12 / 9 dBi Antenna / Port 1

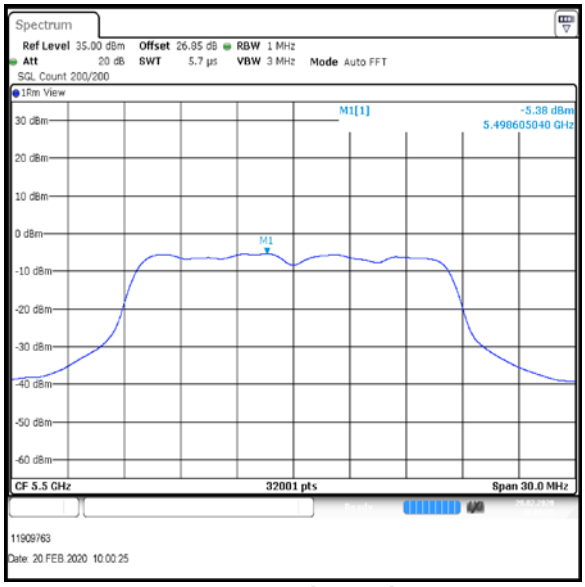

Bottom Channel

Result: Pass

Transmitter Maximum Power Spectral Density (continued)

Results: 802.11a / 20 MHz / 48Mbit / MIMO / Port 1+2 / PWL 12 / 9 dBi Antenna / Port 2

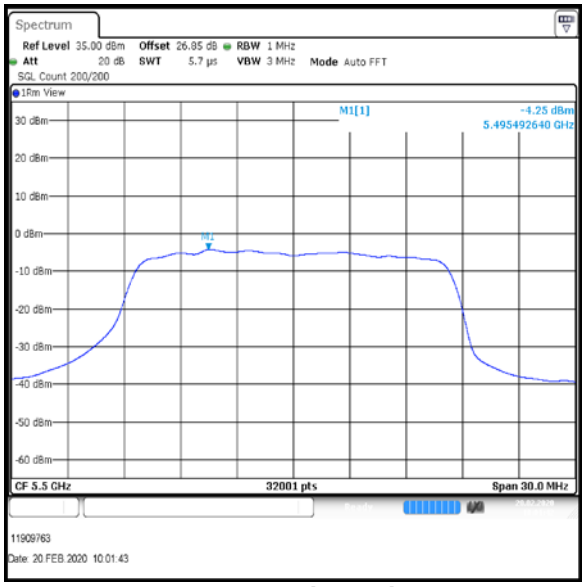

Bottom Channel

Result: Pass

Transmitter Maximum Power Spectral Density (continued)

Results: 802.11a / 20 MHz / 48Mbit / MIMO / Port 1+2 / PWL 18 / 9 dBi Antenna

Channel	Port 1 PSD (dBm/MHz)	Duty Cycle Correction (dB)	Port 1 Corrected PSD (dBm/MHz)	Port 2 PSD (dBm/MHz)	Duty Cycle Correction (dB)	Port 2 Corrected PSD (dBm/MHz)
Bottom+1	0.3	1.5	1.8	-0.5	1.5	1.0
Middle	-2.2	1.5	-0.7	-3.7	1.5	-2.2
Top	0.4	1.5	1.9	-0.6	1.5	0.9

Channel	Corrected PSD Port 1 (dBm/MHz)	Corrected PSD Port 2 (dBm/MHz)	Port 1+2 Combined PSD (dBm/MHz)
Bottom+1	1.8	1.0	4.4
Middle	-0.7	-2.2	1.7
Top	1.9	0.9	4.2

Channel	Combined Conducted PSD (dBm/MHz)	Limit (dBm/MHz)	Margin (dB)	Result
Bottom+1	4.4	4.9	0.5	Complied
Middle	1.7	4.9	3.2	Complied
Top	4.2	4.9	0.7	Complied

Result: Pass

Transmitter Maximum Power Spectral Density (continued)

Results: 802.11a / 20 MHz / 48Mbit / MIMO / Port 1+2 / PWL 18 / 9 dBi Antenna / Port 1

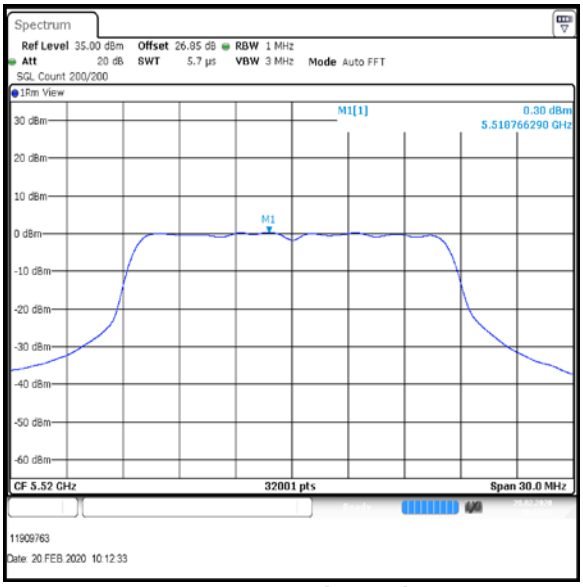

Bottom+1 Channel

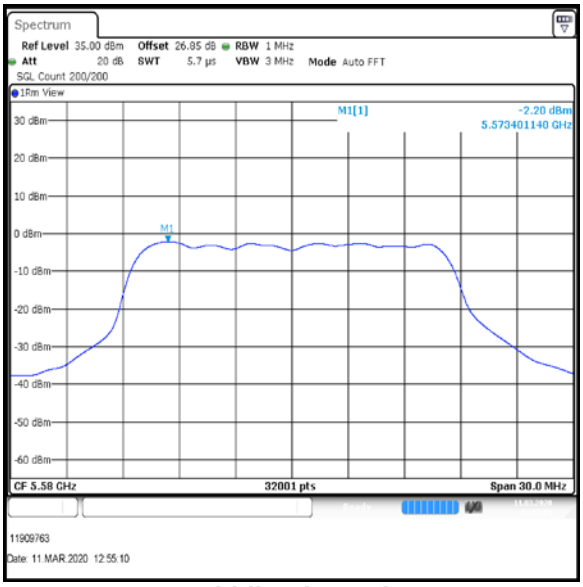

Middle Channel

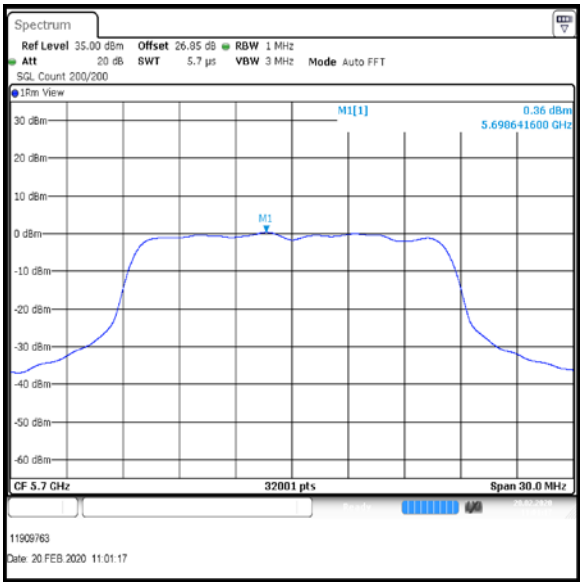

Top Channel

Result: Pass

Transmitter Maximum Power Spectral Density (continued)

Results: 802.11a / 20 MHz / 48Mbit / MIMO / Port 1+2 / PWL 18 / 9 dBi Antenna / Port 2

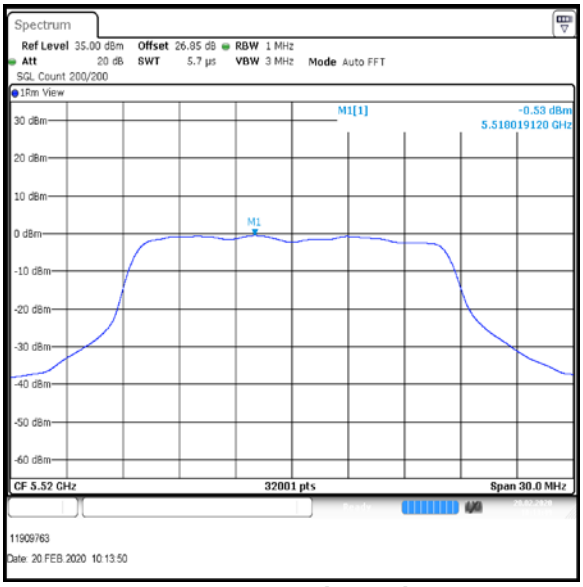

Bottom+1 Channel

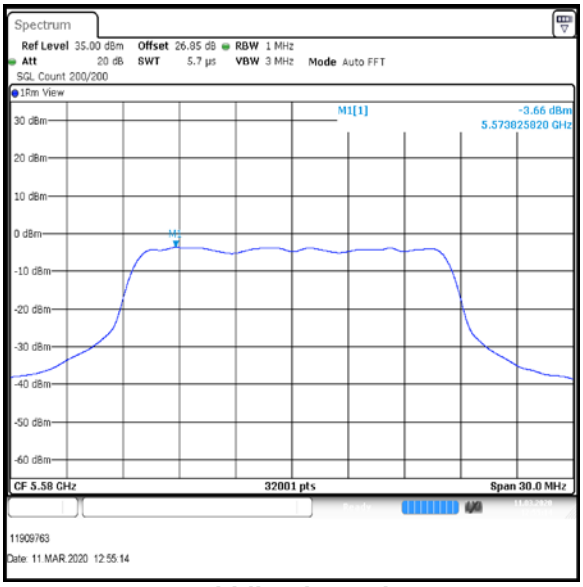

Middle Channel

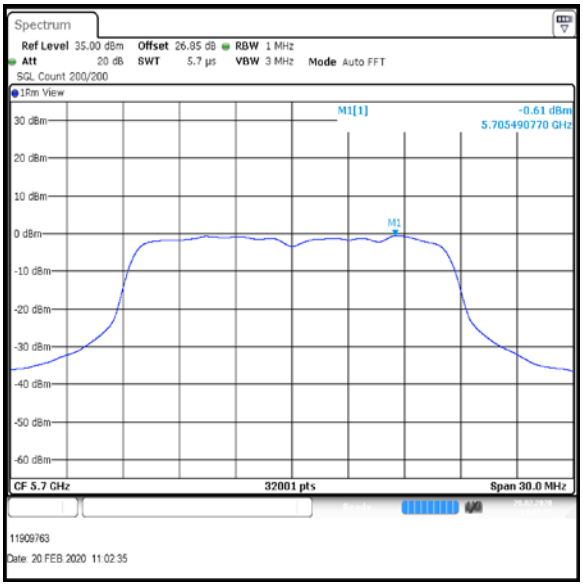

Top Channel

Result: Pass

Transmitter Maximum Power Spectral Density (continued)

Results: 802.11a / 20 MHz / 54Mbit / MIMO / Port 1+2 / PWL 12 / 9 dBi Antenna

Channel	Port 1 PSD (dBm/MHz)	Duty Cycle Correction (dB)	Port 1 Corrected PSD (dBm/MHz)	Port 2 PSD (dBm/MHz)	Duty Cycle Correction (dB)	Port 2 Corrected PSD (dBm/MHz)
Bottom	-5.8	1.7	-4.1	-5.5	1.7	-3.8

Channel	Corrected PSD Port 1 (dBm/MHz)	Corrected PSD Port 2 (dBm/MHz)	Port 1+2 Combined PSD (dBm/MHz)
Bottom	-4.1	-3.8	-1.0

Channel	Combined Conducted PSD (dBm/MHz)	Limit (dBm/MHz)	Margin (dB)	Result
Bottom	-1.0	4.9	5.9	Complied

Result: Pass

Transmitter Maximum Power Spectral Density (continued)

Results: 802.11a / 20 MHz / 54Mbit / MIMO / Port 1+2 / PWL 12 / 9 dBi Antenna / Port 1

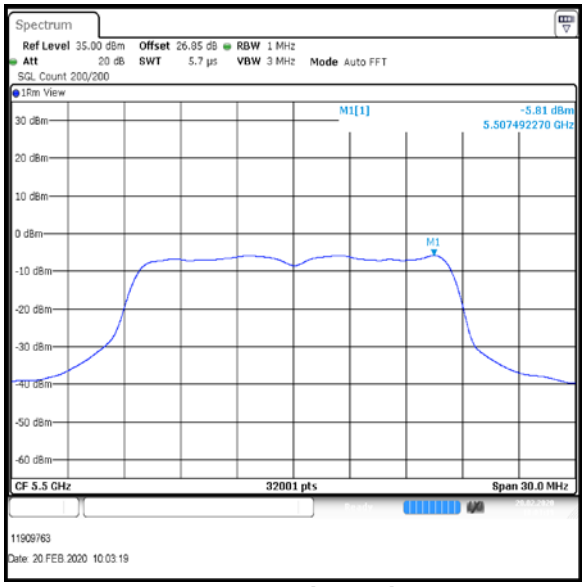

Bottom Channel

Result: Pass

Transmitter Maximum Power Spectral Density (continued)

Results: 802.11a / 20 MHz / 54Mbit / MIMO / Port 1+2 / PWL 12 / 9 dBi Antenna / Port 2

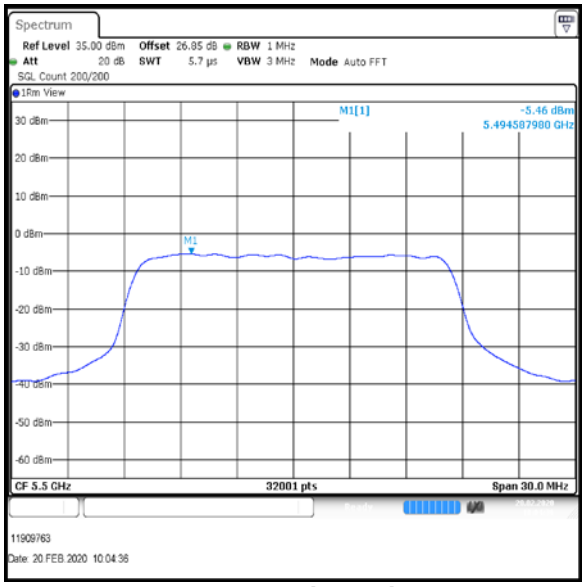

Bottom Channel

Result: Pass

Transmitter Maximum Power Spectral Density (continued)

Results: 802.11a / 20 MHz / 54Mbit / MIMO / Port 1+2 / PWL 18 / 9 dBi Antenna

Channel	Port 1 PSD (dBm/MHz)	Duty Cycle Correction (dB)	Port 1 Corrected PSD (dBm/MHz)	Port 2 PSD (dBm/MHz)	Duty Cycle Correction (dB)	Port 2 Corrected PSD (dBm/MHz)
Bottom+1	0.4	1.7	2.1	-0.8	1.7	0.9
Middle	-2.1	1.7	-0.4	-2.6	1.7	-0.9
Top	-0.1	1.7	1.6	-0.9	1.7	0.8

Channel	Corrected PSD Port 1 (dBm/MHz)	Corrected PSD Port 2 (dBm/MHz)	Port 1+2 Combined PSD (dBm/MHz)
Bottom+1	2.1	0.9	4.0
Middle	-0.4	-0.9	2.3
Top	1.6	0.8	4.0

Channel	Combined Conducted PSD (dBm/MHz)	Limit (dBm/MHz)	Margin (dB)	Result
Bottom+1	4.0	4.9	0.9	Complied
Middle	2.3	4.9	2.6	Complied
Top	4.0	4.9	0.9	Complied

Result: Pass

Transmitter Maximum Power Spectral Density (continued)

Results: 802.11a / 20 MHz / 54Mbit / MIMO / Port 1+2 / PWL 18 / 9 dBi Antenna / Port 1

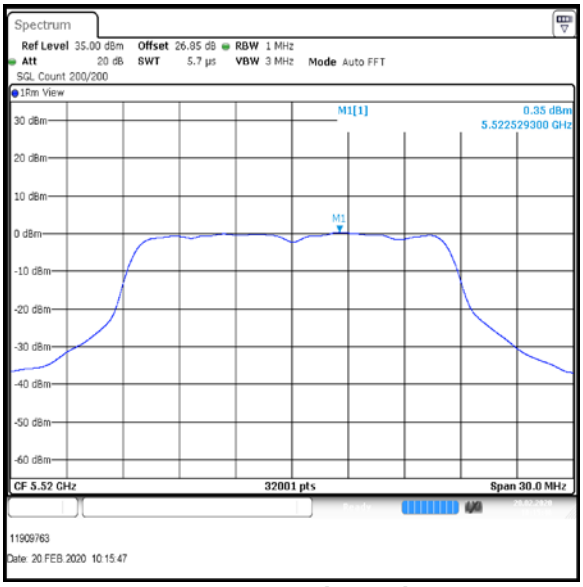

Bottom+1 Channel

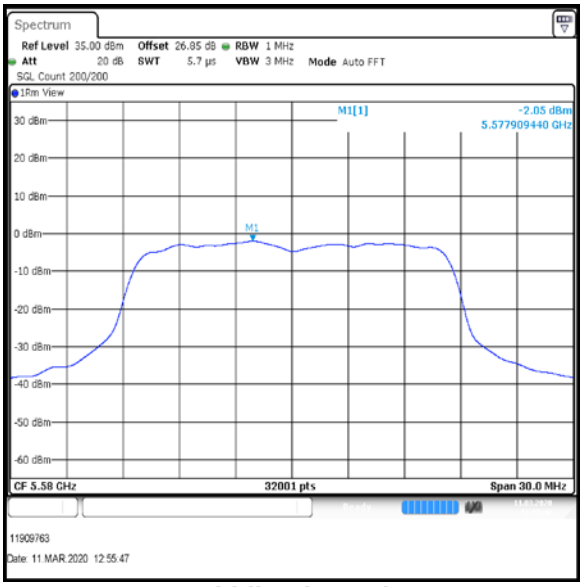

Middle Channel

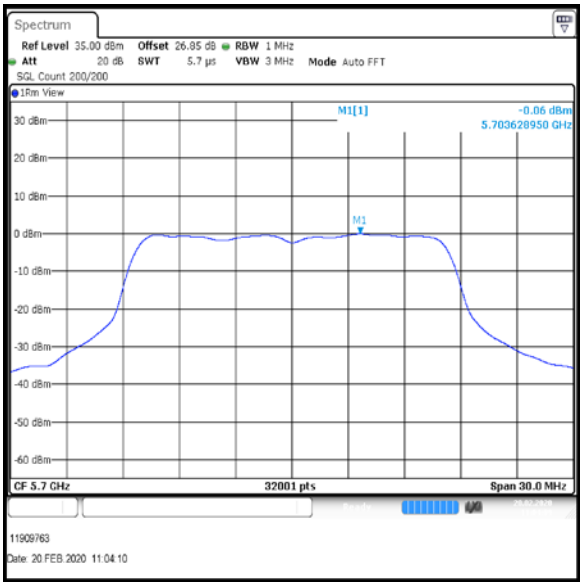

Top Channel

Result: Pass

Transmitter Maximum Power Spectral Density (continued)

Results: 802.11a / 20 MHz / 54Mbit / MIMO / Port 1+2 / PWL 18 / 9 dBi Antenna / Port 2

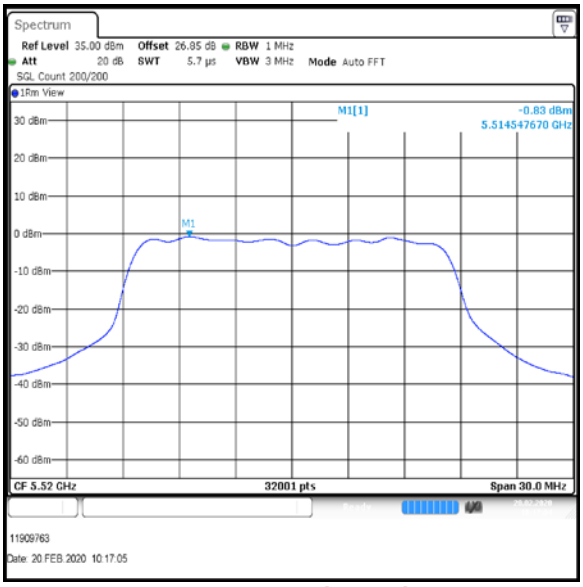

Bottom+1 Channel

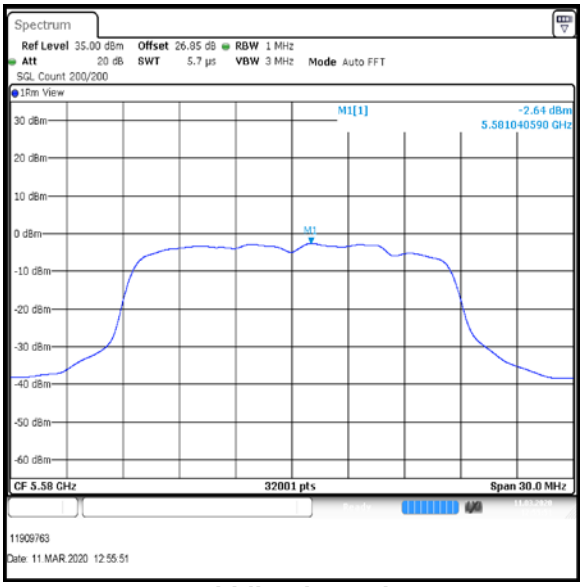

Middle Channel

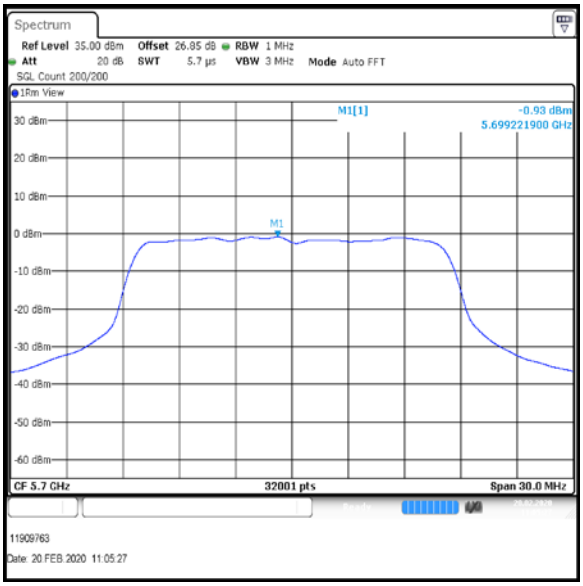

Top Channel

Result: Pass

Transmitter Maximum Power Spectral Density (continued)

Results: 802.11n / HT20 / MCS0 / MIMO / Port 1+2 / PWL 12 / 9 dBi Antenna

Channel	Port 1 PSD (dBm/MHz)	Duty Cycle Correction (dB)	Port 1 Corrected PSD (dBm/MHz)	Port 2 PSD (dBm/MHz)	Duty Cycle Correction (dB)	Port 2 Corrected PSD (dBm/MHz)
Bottom	-3.9	0.5	-3.4	-3.5	0.5	-3.0

Channel	Corrected PSD Port 1 (dBm/MHz)	Corrected PSD Port 2 (dBm/MHz)	Port 1+2 Combined PSD (dBm/MHz)
Bottom	-3.4	-3.0	-0.4

Channel	Combined Conducted PSD (dBm/MHz)	Limit (dBm/MHz)	Margin (dB)	Result
Bottom	-0.4	4.9	5.3	Complied

Result: Pass

Transmitter Maximum Power Spectral Density (continued)

Results: 802.11n / HT20 / MCS0 / MIMO / Port 1+2 / PWL 12 / 9 dBi Antenna / Port 1

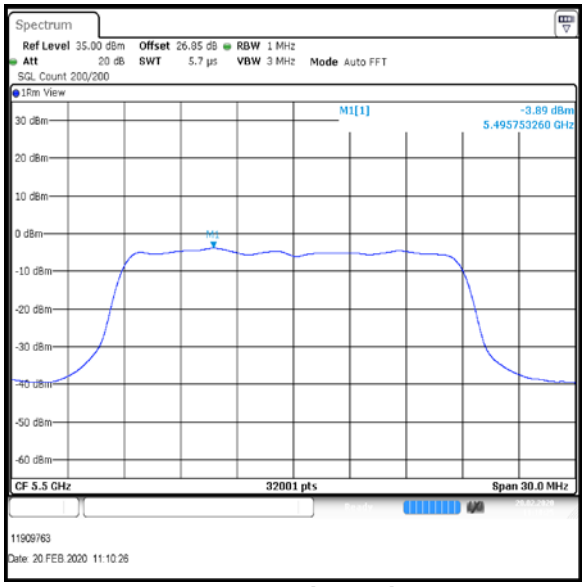

Bottom Channel

Result: Pass

Transmitter Maximum Power Spectral Density (continued)

Results: 802.11n / HT20 / MCS0 / MIMO / Port 1+2 / PWL 12 / 9 dBi Antenna / Port 2

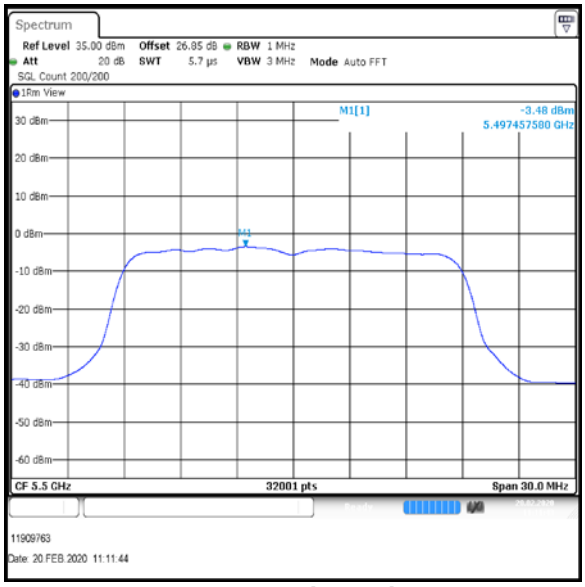

Bottom Channel

Result: Pass

Transmitter Maximum Power Spectral Density (continued)

Results: 802.11n / HT20 / MCS0 / MIMO / Port 1+2 / PWL 18 / 9 dBi Antenna

Channel	Port 1 PSD (dBm/MHz)	Duty Cycle Correction (dB)	Port 1 Corrected PSD (dBm/MHz)	Port 2 PSD (dBm/MHz)	Duty Cycle Correction (dB)	Port 2 Corrected PSD (dBm/MHz)
Bottom+1	1.0	0.5	1.5	0.7	0.5	1.2
Middle	1.3	0.5	1.8	0.0	0.5	0.5
Top	0.7	0.5	1.2	-0.1	0.5	0.4

Channel	Corrected PSD Port 1 (dBm/MHz)	Corrected PSD Port 2 (dBm/MHz)	Port 1+2 Combined PSD (dBm/MHz)
Bottom+1	1.5	1.2	4.3
Middle	1.8	0.5	4.0
Top	1.2	0.4	3.7

Channel	Combined Conducted PSD (dBm/MHz)	Limit (dBm/MHz)	Margin (dB)	Result
Bottom+1	4.3	4.9	0.6	Complied
Middle	4.0	4.9	0.9	Complied
Top	3.7	4.9	1.2	Complied

Result: Pass

Transmitter Maximum Power Spectral Density (continued)

Results: 802.11n / HT20 / MCS0 / MIMO / Port 1+2 / PWL 18 / 9 dBi Antenna / Port 1

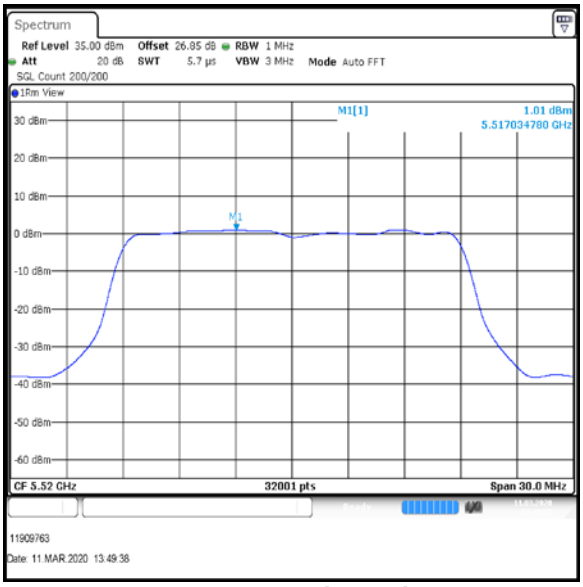

Bottom+1 Channel

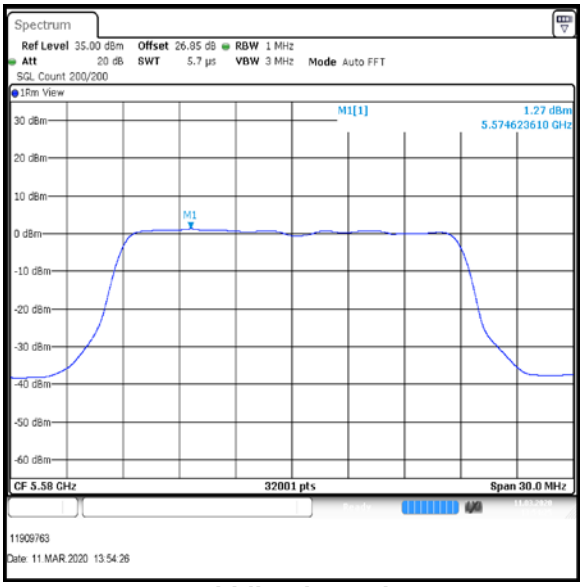

Middle Channel

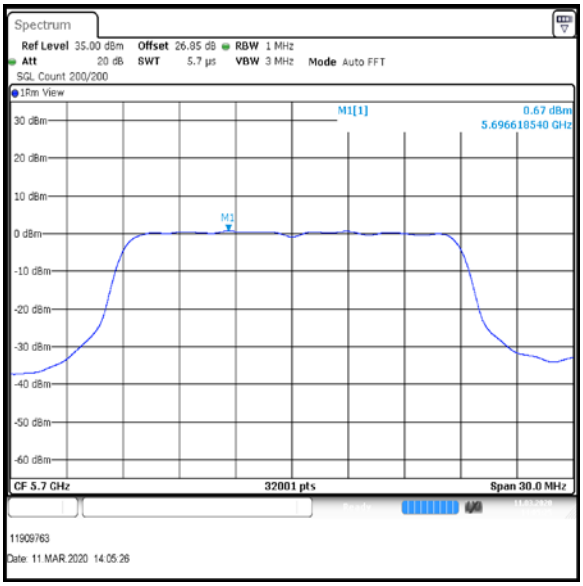

Top Channel

Result: Pass

Transmitter Maximum Power Spectral Density (continued)

Results: 802.11n / HT20 / MCS0 / MIMO / Port 1+2 / PWL 18 / 9 dBi Antenna / Port 2

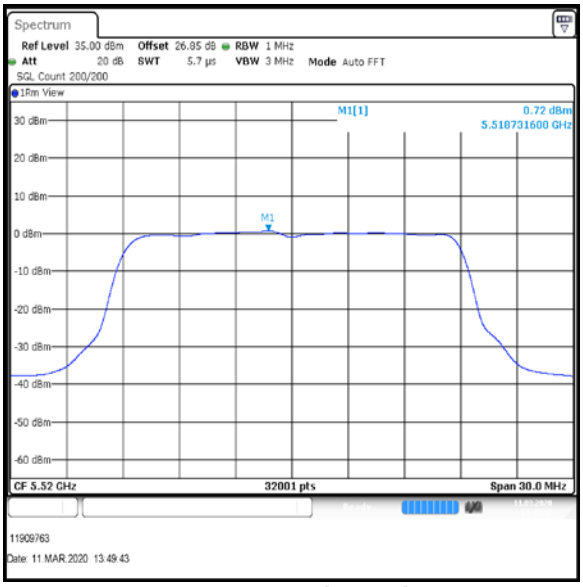

Bottom+1 Channel

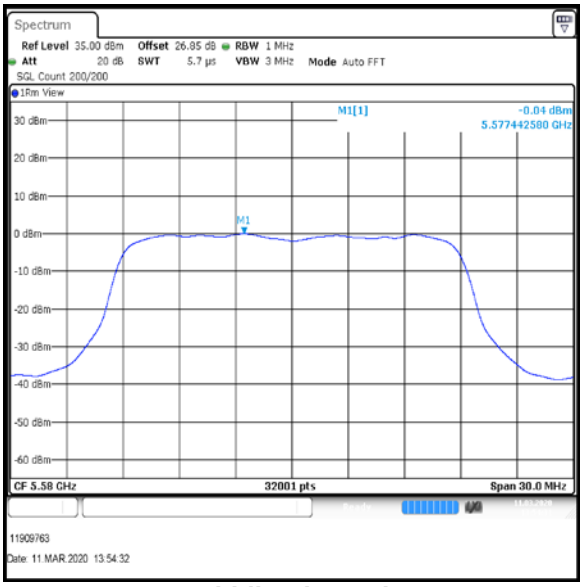

Middle Channel

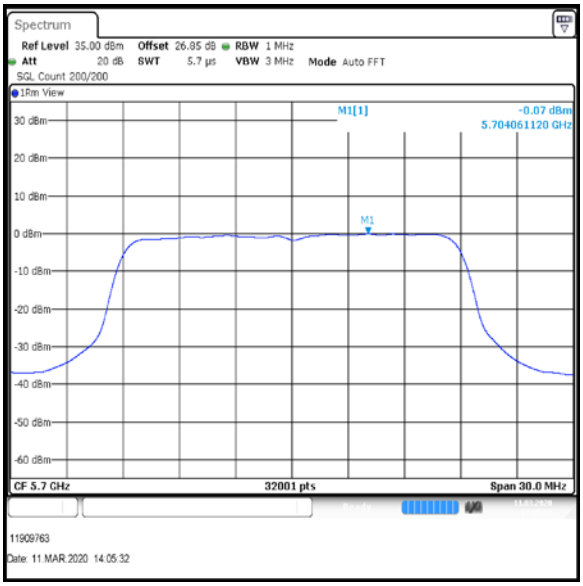

Top Channel

Result: Pass

Transmitter Maximum Power Spectral Density (continued)

Results: 802.11n / HT20 / MCS4 / MIMO / Port 1+2 / PWL 12 / 9 dBi Antenna

Channel	Port 1 PSD (dBm/MHz)	Duty Cycle Correction (dB)	Port 1 Corrected PSD (dBm/MHz)	Port 2 PSD (dBm/MHz)	Duty Cycle Correction (dB)	Port 2 Corrected PSD (dBm/MHz)
Bottom	-5.4	1.6	-3.8	-4.7	1.6	-3.1

Channel	Corrected PSD Port 1 (dBm/MHz)	Corrected PSD Port 2 (dBm/MHz)	Port 1+2 Combined PSD (dBm/MHz)
Bottom	-3.8	-3.1	-0.6

Channel	Combined Conducted PSD (dBm/MHz)	Limit (dBm/MHz)	Margin (dB)	Result
Bottom	-0.6	4.9	5.5	Complied

Result: Pass

Transmitter Maximum Power Spectral Density (continued)

Results: 802.11n / HT20 / MCS4 / MIMO / Port 1+2 / PWL 12 / 9 dBi Antenna / Port 1

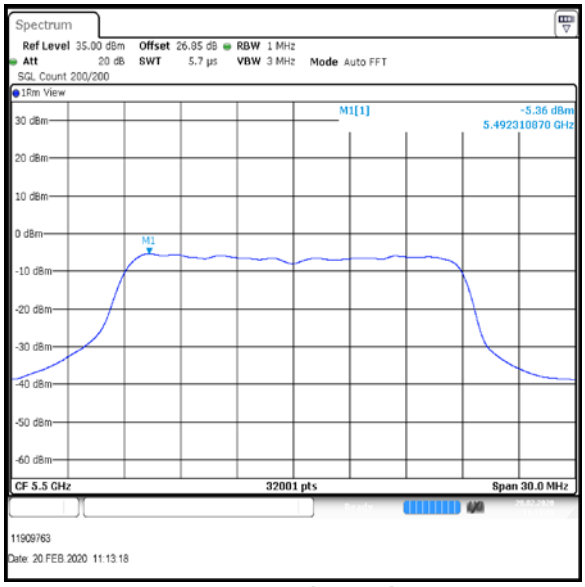

Bottom Channel

Result: Pass

Transmitter Maximum Power Spectral Density (continued)

Results: 802.11n / HT20 / MCS4 / MIMO / Port 1+2 / PWL 12 / 9 dBi Antenna / Port 2

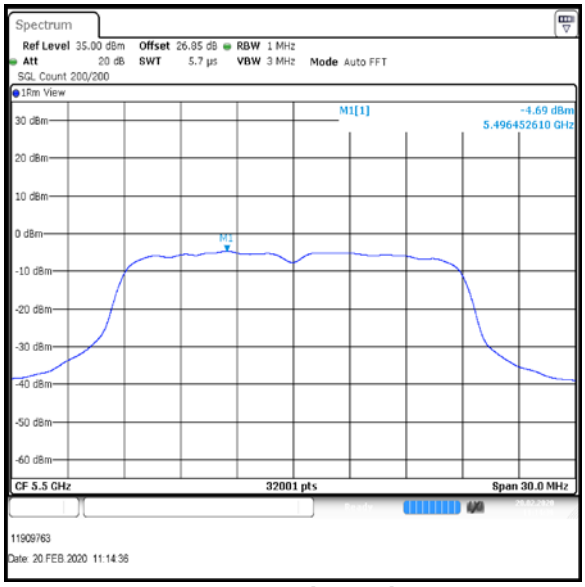

Bottom Channel

Result: Pass

Transmitter Maximum Power Spectral Density (continued)

Results: 802.11n / HT20 / MCS4 / MIMO / Port 1+2 / PWL 18 / 9 dBi Antenna

Channel	Port 1 PSD (dBm/MHz)	Duty Cycle Correction (dB)	Port 1 Corrected PSD (dBm/MHz)	Port 2 PSD (dBm/MHz)	Duty Cycle Correction (dB)	Port 2 Corrected PSD (dBm/MHz)
Bottom+1	0.0	1.6	1.6	-0.5	1.6	1.1
Middle	-1.6	1.6	0.0	-2.5	1.6	-0.9
Top	0.2	1.6	1.8	0.0	1.6	1.6

Channel	Corrected PSD Port 1 (dBm/MHz)	Corrected PSD Port 2 (dBm/MHz)	Port 1+2 Combined PSD (dBm/MHz)
Bottom+1	1.6	1.1	4.4
Middle	0.0	-0.9	2.2
Top	1.8	1.6	4.3

Channel	Combined Conducted PSD (dBm/MHz)	Limit (dBm/MHz)	Margin (dB)	Result
Bottom+1	4.4	4.9	0.5	Complied
Middle	2.2	4.9	2.7	Complied
Top	4.3	4.9	0.6	Complied

Result: Pass

Transmitter Maximum Power Spectral Density (continued)

Results: 802.11n / HT20 / MCS4 / MIMO / Port 1+2 / PWL 18 / 9 dBi Antenna / Port 1

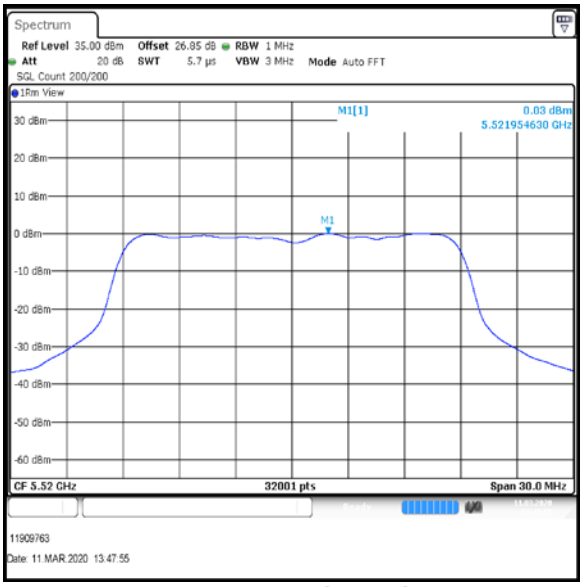

Bottom+1 Channel

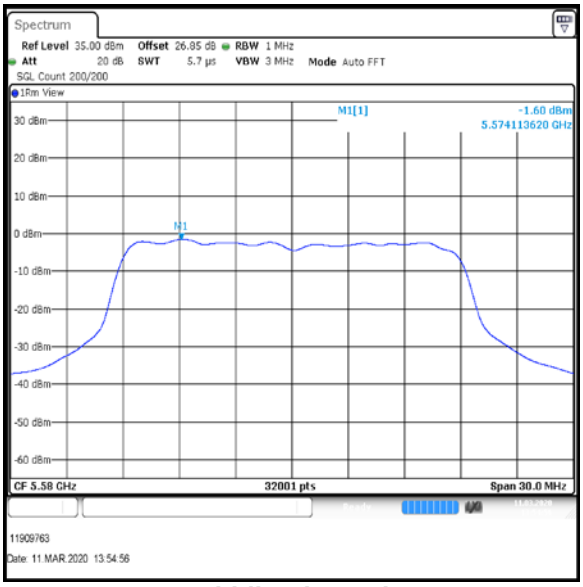

Middle Channel

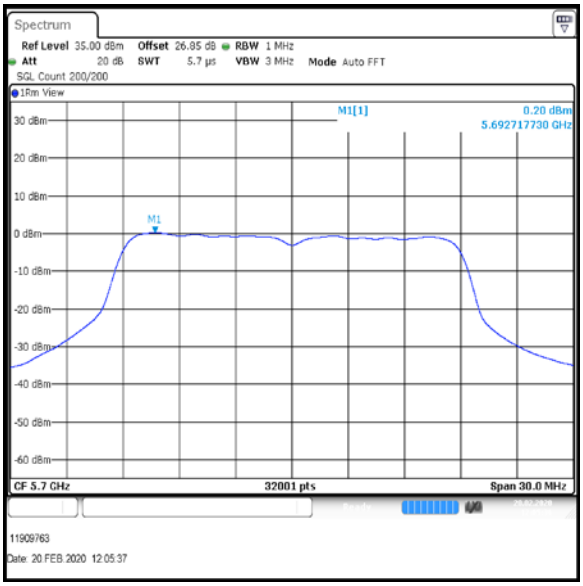

Top Channel

Result: Pass

Transmitter Maximum Power Spectral Density (continued)

Results: 802.11n / HT20 / MCS4 / MIMO / Port 1+2 / PWL 18 / 9 dBi Antenna / Port 2

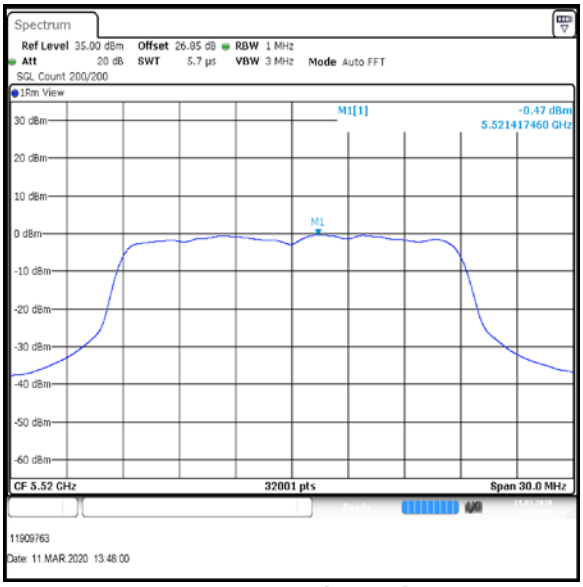

Bottom+1 Channel

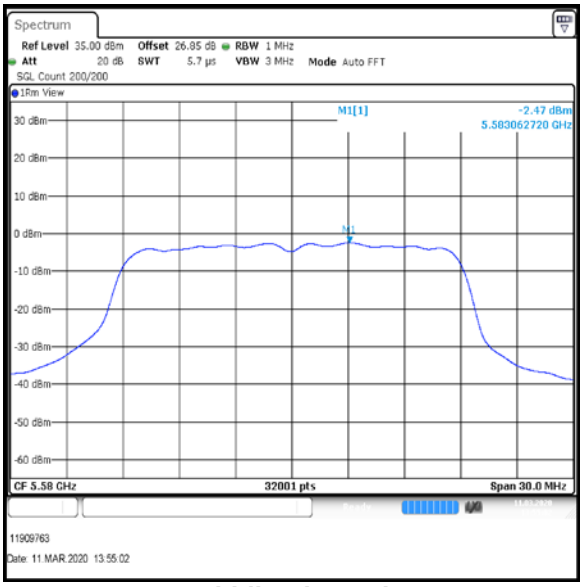

Middle Channel

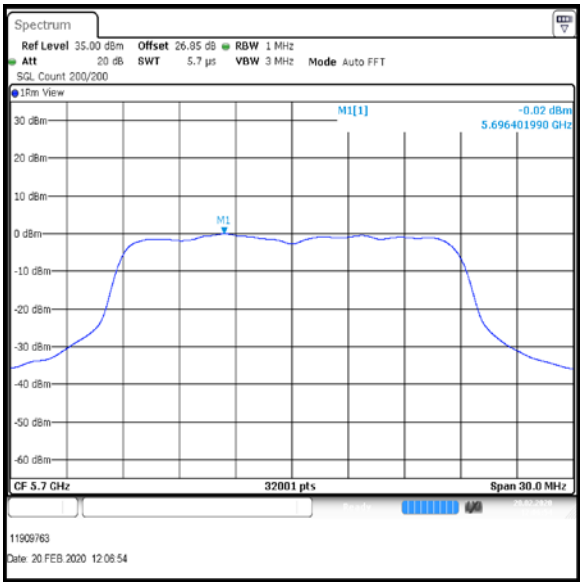

Top Channel

Result: Pass

Transmitter Maximum Power Spectral Density (continued)

Results: 802.11ac / HT20 / MCS0 / MIMO / Port 1+2 / PWL 12 / 9 dBi Antenna

Channel	Port 1 PSD (dBm/MHz)	Duty Cycle Correction (dB)	Port 1 Corrected PSD (dBm/MHz)	Port 2 PSD (dBm/MHz)	Duty Cycle Correction (dB)	Port 2 Corrected PSD (dBm/MHz)
Bottom	-4.5	0.5	-4.0	-3.7	0.5	-3.2

Channel	Corrected PSD Port 1 (dBm/MHz)	Corrected PSD Port 2 (dBm/MHz)	Port 1+2 Combined PSD (dBm/MHz)
Bottom	-4.0	-3.2	-0.8

Channel	Combined Conducted PSD (dBm/MHz)	Limit (dBm/MHz)	Margin (dB)	Result
Bottom	-0.8	4.9	5.7	Complied

Result: Pass

Transmitter Maximum Power Spectral Density (continued)

Results: 802.11ac / HT20 / MCS0 / MIMO / Port 1+2 / PWL 12 / 9 dBi Antenna / Port 1

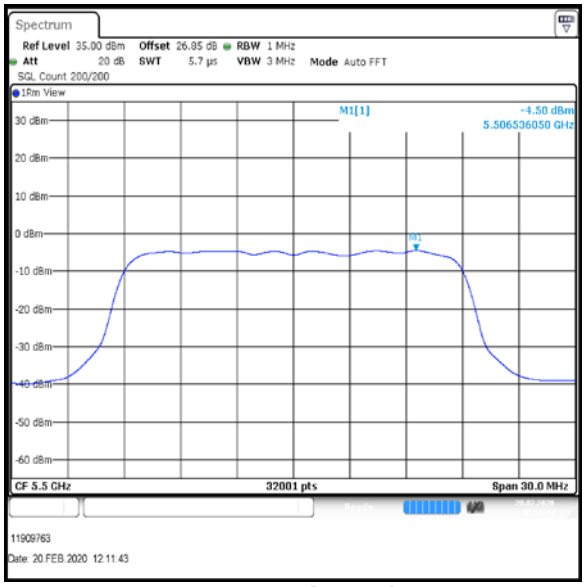

Bottom Channel

Result: Pass

Transmitter Maximum Power Spectral Density (continued)

Results: 802.11ac / HT20 / MCS0 / MIMO / Port 1+2 / PWL 12 / 9 dBi Antenna / Port 2

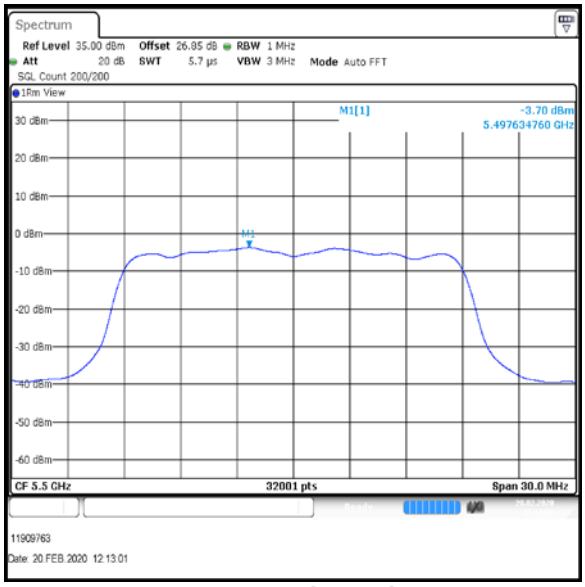

Bottom Channel

Result: Pass

Transmitter Maximum Power Spectral Density (continued)

Results: 802.11ac / HT20 / MCS0 / MIMO / Port 1+2 / PWL 18 / 9 dBi Antenna

Channel	Port 1 PSD (dBm/MHz)	Duty Cycle Correction (dB)	Port 1 Corrected PSD (dBm/MHz)	Port 2 PSD (dBm/MHz)	Duty Cycle Correction (dB)	Port 2 Corrected PSD (dBm/MHz)
Bottom+1	1.5	0.5	2.0	0.5	0.5	1.0
Middle	1.7	0.5	2.2	1.3	0.5	1.8
Top	1.1	0.5	1.6	0.9	0.5	1.4

Channel	Corrected PSD Port 1 (dBm/MHz)	Corrected PSD Port 2 (dBm/MHz)	Port 1+2 Combined PSD (dBm/MHz)
Bottom+1	2.0	1.0	4.0
Middle	2.2	1.8	4.2
Top	1.6	1.4	4.2

Channel	Combined Conducted PSD (dBm/MHz)	Limit (dBm/MHz)	Margin (dB)	Result
Bottom+1	4.0	4.9	0.9	Complied
Middle	4.2	4.9	0.7	Complied
Top	4.2	4.9	0.7	Complied

Result: Pass

Transmitter Maximum Power Spectral Density (continued)

Results: 802.11ac / HT20 / MCS0 / MIMO / Port 1+2 / PWL 18 / 9 dBi Antenna / Port 1

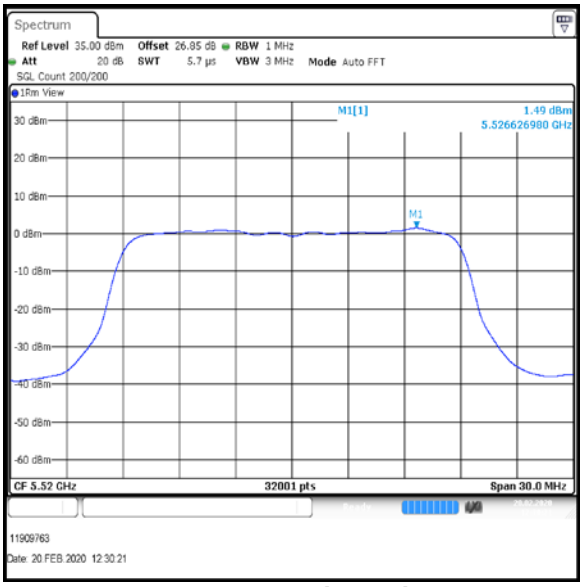

Bottom+1 Channel

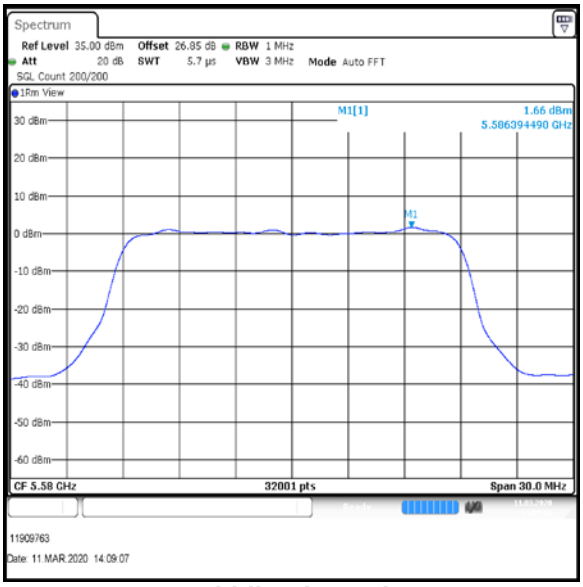

Middle Channel

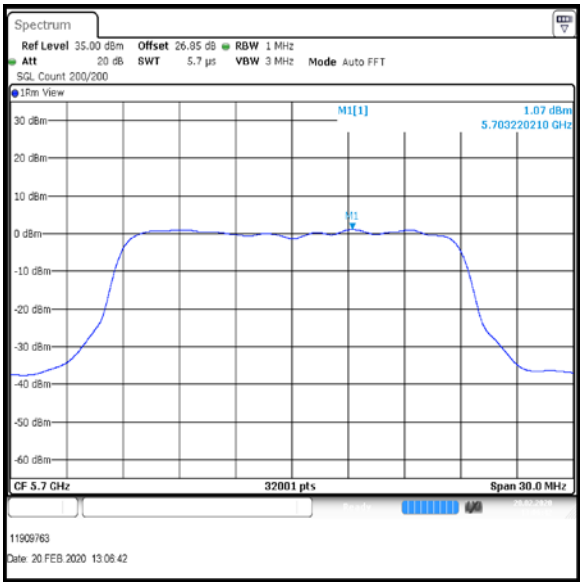

Top Channel

Result: Pass

Transmitter Maximum Power Spectral Density (continued)

Results: 802.11ac / HT20 / MCS0 / MIMO / Port 1+2 / PWL 18 / 9 dBi Antenna / Port 2

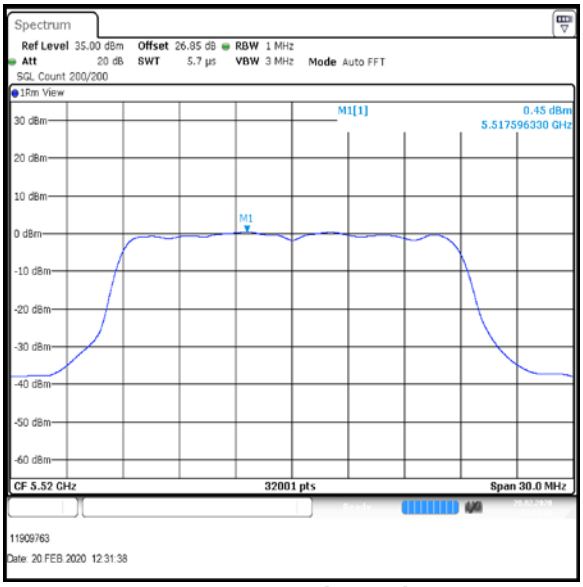

Bottom+1 Channel

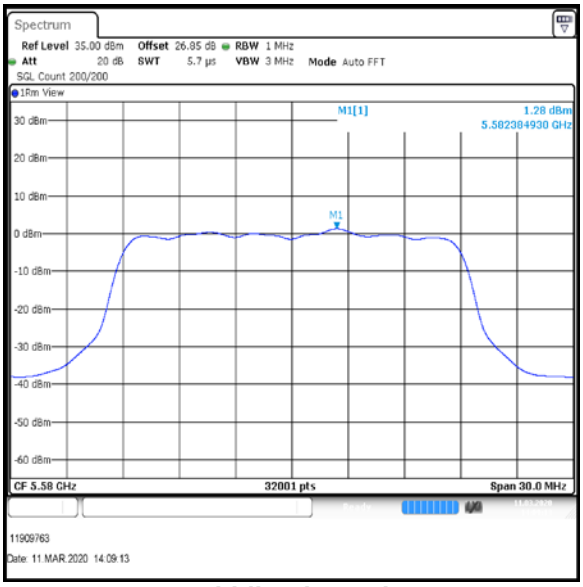

Middle Channel

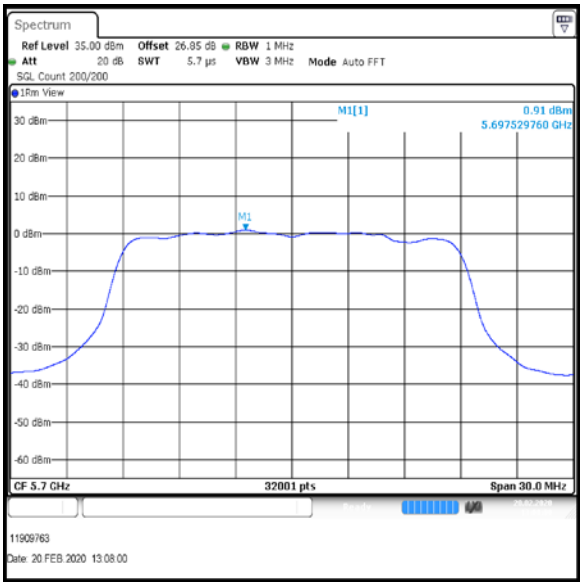

Top Channel

Result: Pass

Transmitter Maximum Power Spectral Density (continued)

Results: 802.11ac / HT20 / MCS4 / MIMO / Port 1+2 / PWL 12 / 9 dBi Antenna

Channel	Port 1 PSD (dBm/MHz)	Duty Cycle Correction (dB)	Port 1 Corrected PSD (dBm/MHz)	Port 2 PSD (dBm/MHz)	Duty Cycle Correction (dB)	Port 2 Corrected PSD (dBm/MHz)
Bottom	-6.0	1.9	-4.1	-5.1	1.9	-3.2

Channel	Corrected PSD Port 1 (dBm/MHz)	Corrected PSD Port 2 (dBm/MHz)	Port 1+2 Combined PSD (dBm/MHz)
Bottom	-4.1	-3.2	-0.8

Channel	Combined Conducted PSD (dBm/MHz)	Limit (dBm/MHz)	Margin (dB)	Result
Bottom	-0.8	4.9	5.7	Complied

Result: Pass

Transmitter Maximum Power Spectral Density (continued)

Results: 802.11ac / HT20 / MCS4 / MIMO / Port 1+2 / PWL 12 / 9 dBi Antenna / Port 1

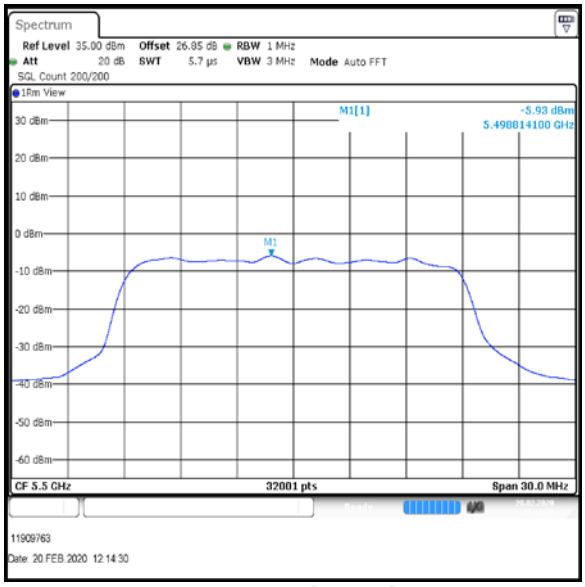

Bottom Channel

Result: Pass

Transmitter Maximum Power Spectral Density (continued)

Results: 802.11ac / HT20 / MCS4 / MIMO / Port 1+2 / PWL 12 / 9 dBi Antenna / Port 2

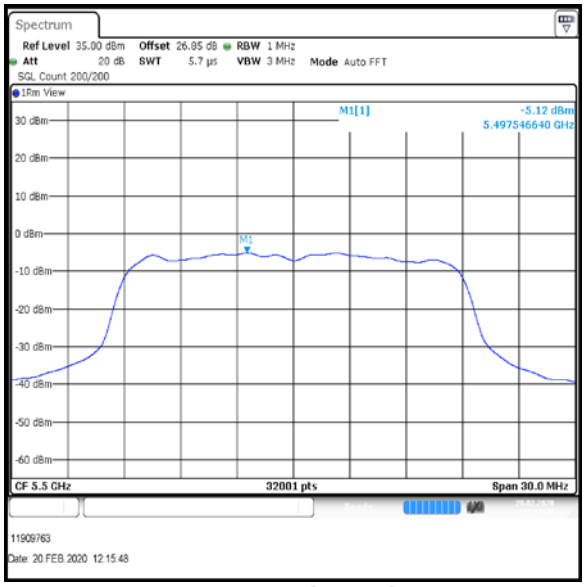

Bottom Channel

Result: Pass

Transmitter Maximum Power Spectral Density (continued)

Results: 802.11ac / HT20 / MCS4 / MIMO / Port 1+2 / PWL 18 / 9 dBi Antenna

Channel	Port 1 PSD (dBm/MHz)	Duty Cycle Correction (dB)	Port 1 Corrected PSD (dBm/MHz)	Port 2 PSD (dBm/MHz)	Duty Cycle Correction (dB)	Port 2 Corrected PSD (dBm/MHz)
Bottom+1	-0.4	1.9	1.5	-1.7	1.9	0.2
Middle	0.2	1.9	2.1	-1.5	1.9	0.4
Top	-0.6	1.9	1.3	-1.3	1.9	0.6

Channel	Corrected PSD Port 1 (dBm/MHz)	Corrected PSD Port 2 (dBm/MHz)	Port 1+2 Combined PSD (dBm/MHz)
Bottom+1	1.5	0.2	3.8
Middle	2.1	0.4	3.9
Top	1.3	0.6	3.6

Channel	Combined Conducted PSD (dBm/MHz)	Limit (dBm/MHz)	Margin (dB)	Result
Bottom+1	3.8	4.9	1.1	Complied
Middle	3.9	4.9	1.0	Complied
Top	3.6	4.9	1.3	Complied

Result: Pass

Transmitter Maximum Power Spectral Density (continued)

Results: 802.11ac / HT20 / MCS4 / MIMO / Port 1+2 / PWL 18 / 9 dBi Antenna / Port 1

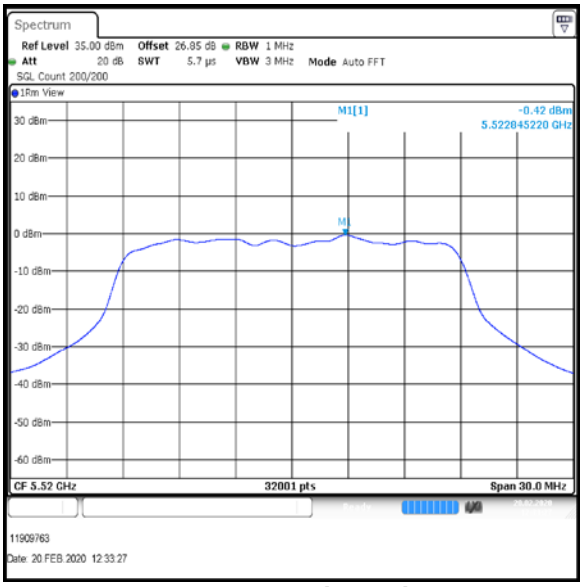

Bottom+1 Channel

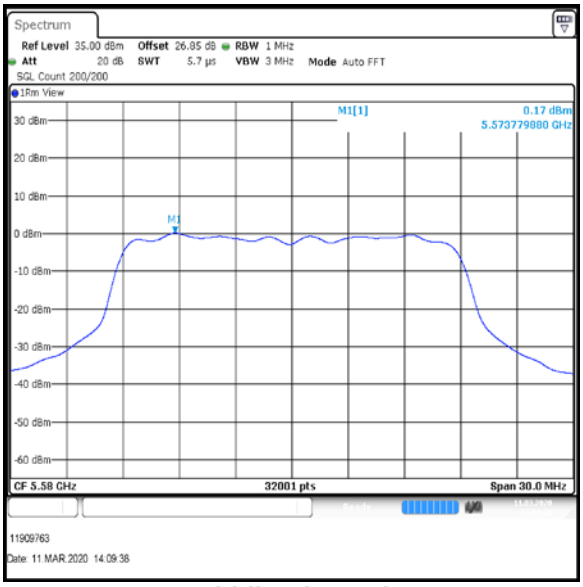

Middle Channel

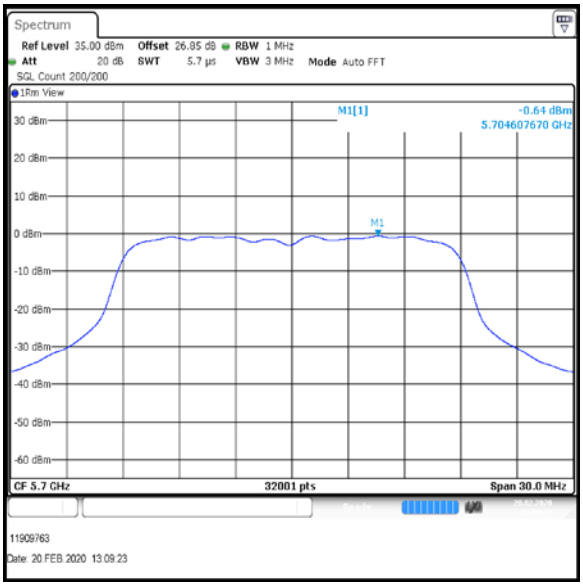

Top Channel

Result: Pass

Transmitter Maximum Power Spectral Density (continued)

Results: 802.11ac / HT20 / MCS4 / MIMO / Port 1+2 / PWL 18 / 9 dBi Antenna / Port 2

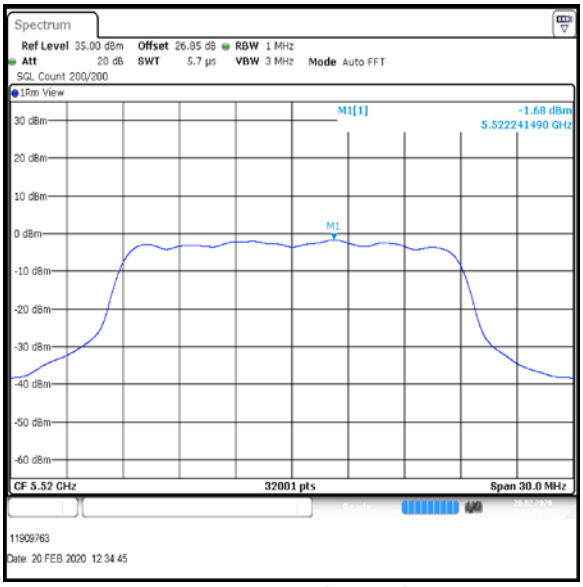

Bottom+1 Channel

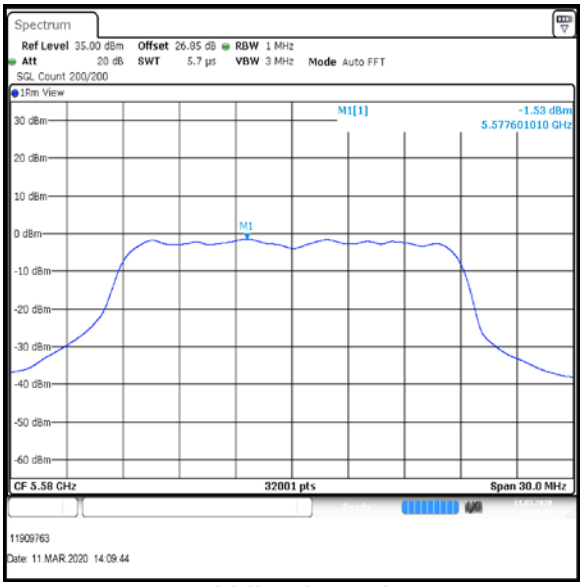

Middle Channel

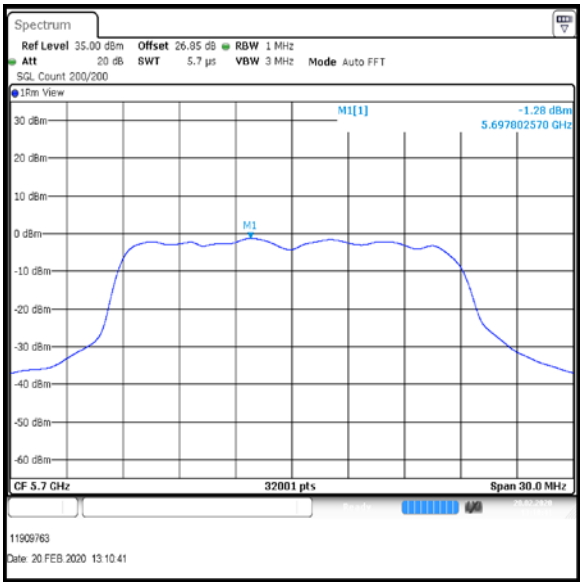

Top Channel

Result: Pass

Transmitter Maximum Power Spectral Density (continued)

Results: 802.11n / HT40 / MCS7 / MIMO / Port 1+2 / PWL 12 / 9 dBi Antenna

Channel	Port 1 PSD (dBm/MHz)	Duty Cycle Correction (dB)	Port 1 Corrected PSD (dBm/MHz)	Port 2 PSD (dBm/MHz)	Duty Cycle Correction (dB)	Port 2 Corrected PSD (dBm/MHz)
Bottom	-9.8	3.5	-6.3	-9.5	3.5	-6.0
Middle	-9.4	3.5	-5.9	-10.4	3.5	-6.9
Top	-9.1	3.5	-5.6	-10.5	3.5	-7.0

Channel	Corrected PSD Port 1 (dBm/MHz)	Corrected PSD Port 2 (dBm/MHz)	Port 1+2 Combined PSD (dBm/MHz)
Bottom	-6.3	-6.0	-3.4
Middle	-5.9	-6.9	-3.4
Top	-5.6	-7.0	-3.3

Channel	Combined Conducted PSD (dBm/MHz)	Limit (dBm/MHz)	Margin (dB)	Result
Bottom	-3.4	4.9	8.3	Complied
Middle	-3.4	4.9	8.3	Complied
Top	-3.3	4.9	8.2	Complied

Result: Pass

Transmitter Maximum Power Spectral Density (continued)

Results: 802.11n / HT40 / MCS7 / MIMO / Port 1+2 / PWL 12 / 9 dBi Antenna / Port 1

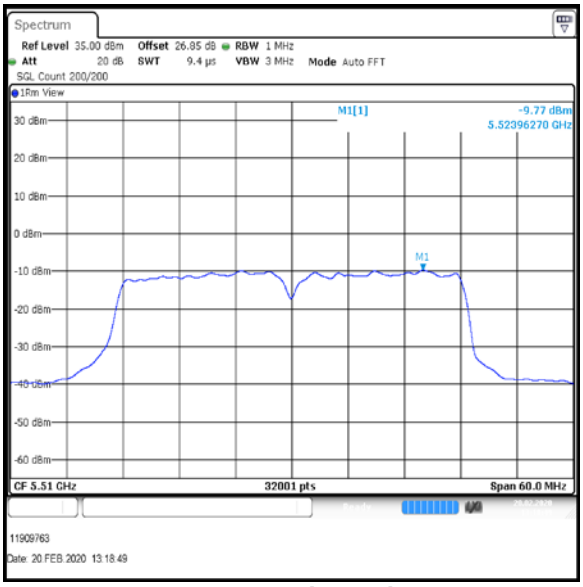

Bottom Channel

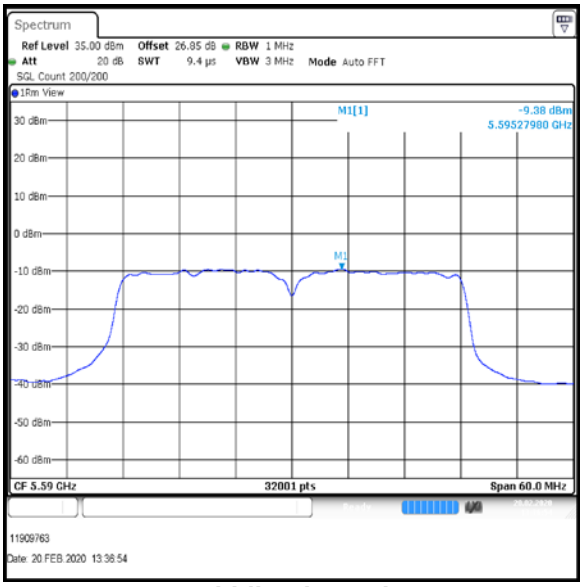

Middle Channel

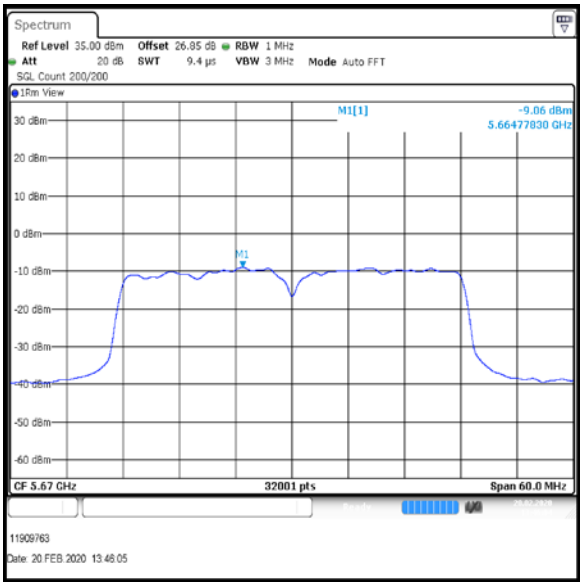

Top Channel

Result: Pass

Transmitter Maximum Power Spectral Density (continued)

Results: 802.11n / HT40 / MCS7 / MIMO / Port 1+2 / PWL 12 / 9 dBi Antenna / Port 2

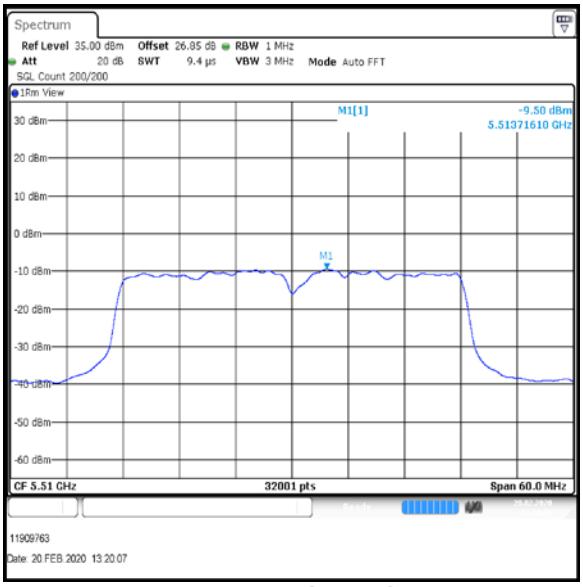

Bottom Channel

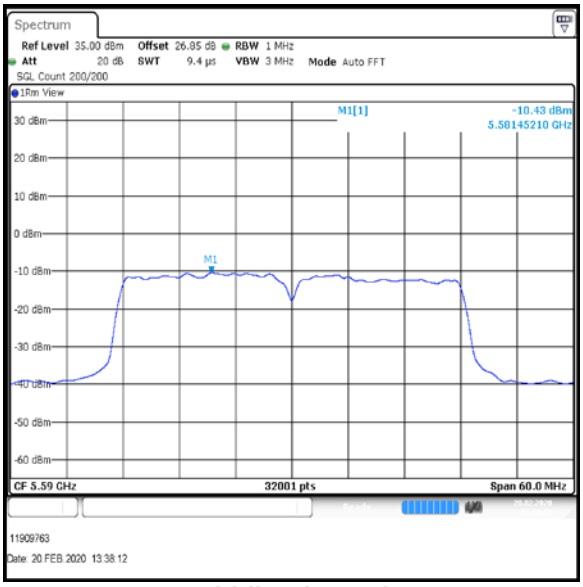

Middle Channel

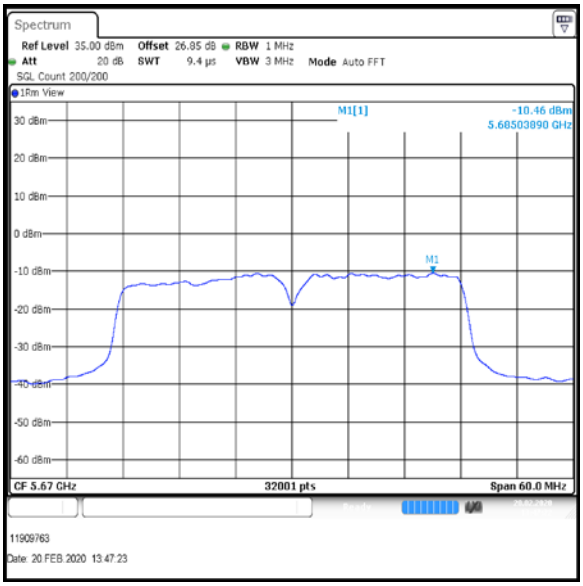

Top Channel

Result: Pass

Transmitter Maximum Power Spectral Density (continued)

Results: 802.11ac / HT40 / MCS7 / MIMO / Port 1+2 / PWL 12 / 9 dBi Antenna

Channel	Port 1 PSD (dBm/MHz)	Duty Cycle Correction (dB)	Port 1 Corrected PSD (dBm/MHz)	Port 2 PSD (dBm/MHz)	Duty Cycle Correction (dB)	Port 2 Corrected PSD (dBm/MHz)
Bottom	-11.0	2.7	-8.3	-9.5	2.7	-6.8
Middle	-9.4	2.7	-6.7	-10.1	2.7	-7.4
Top	-9.5	2.7	-6.8	-10.9	2.7	-8.2

Channel	Corrected PSD Port 1 (dBm/MHz)	Corrected PSD Port 2 (dBm/MHz)	Port 1+2 Combined PSD (dBm/MHz)
Bottom	-8.3	-6.8	-4.7
Middle	-6.7	-7.4	-4.5
Top	-6.8	-8.2	-5.0

Channel	Combined Conducted PSD (dBm/MHz)	Limit (dBm/MHz)	Margin (dB)	Result
Bottom	-4.7	4.9	9.6	Complied
Middle	-4.5	4.9	9.4	Complied
Top	-5.0	4.9	9.9	Complied

Result: Pass

Transmitter Maximum Power Spectral Density (continued)

Results: 802.11ac / HT40 / MCS7 / MIMO / Port 1+2 / PWL 12 / 9 dBi Antenna / Port 1

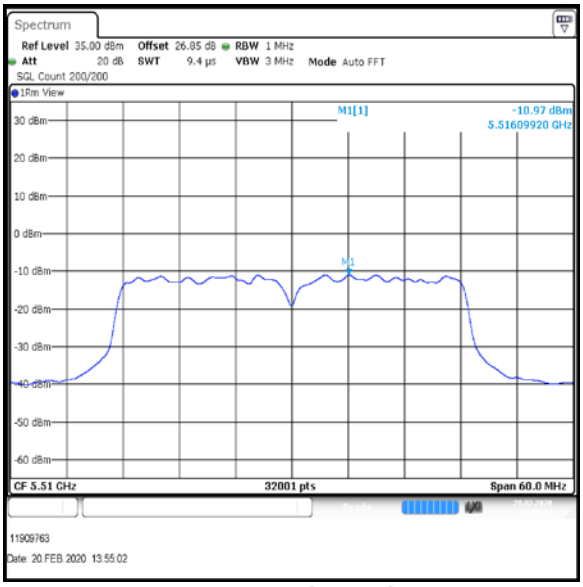

Bottom Channel

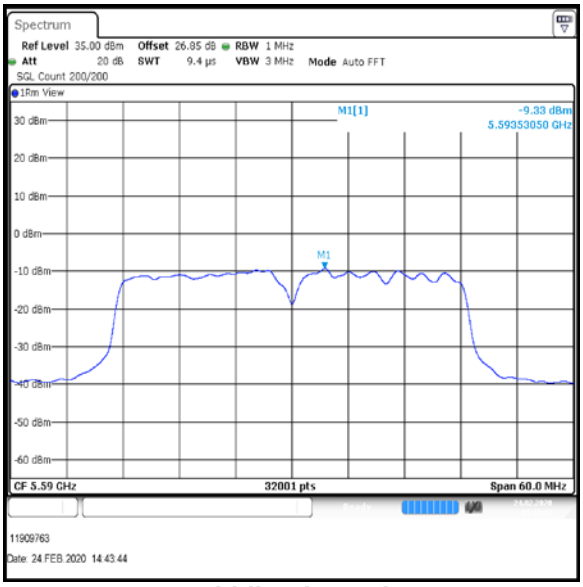

Middle Channel

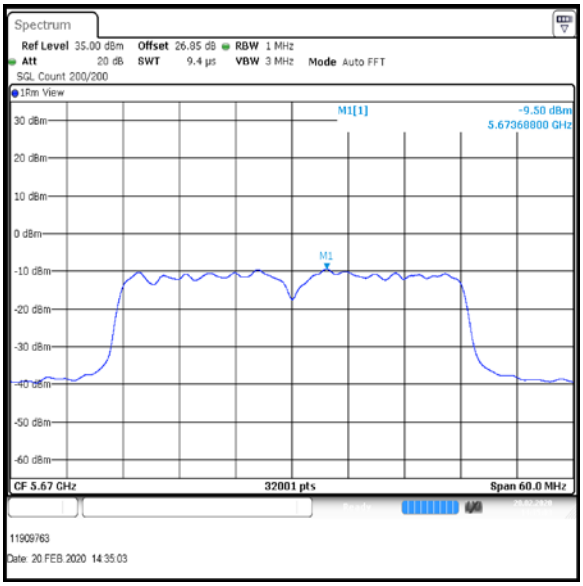

Top Channel

Result: Pass

Transmitter Maximum Power Spectral Density (continued)

Results: 802.11ac / HT40 / MCS7 / MIMO / Port 1+2 / PWL 12 / 9 dBi Antenna / Port 2

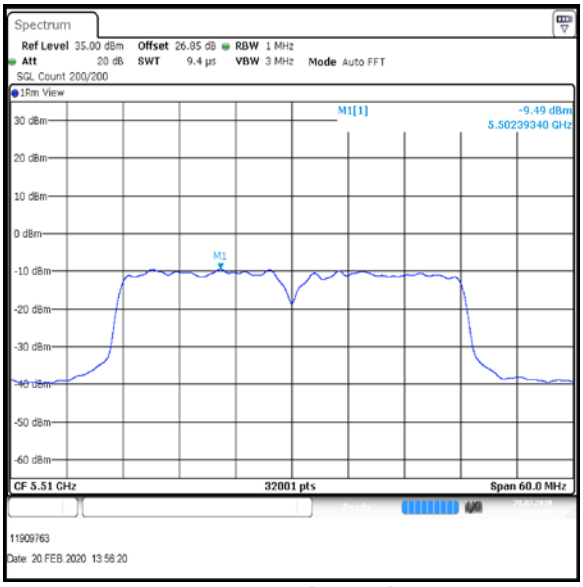

Bottom Channel

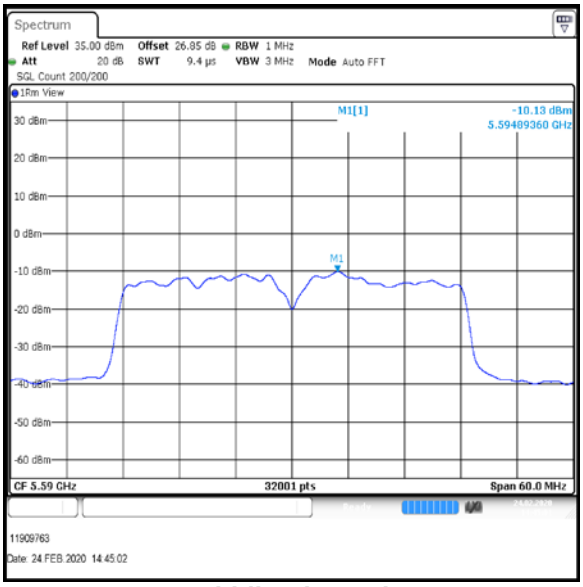

Middle Channel

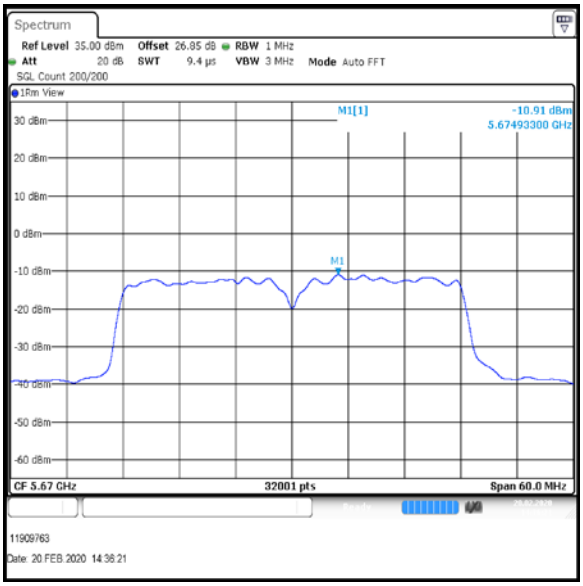

Top Channel

Result: Pass

Transmitter Maximum Power Spectral Density (continued)

Results: 802.11ac / HT80 / MCS5 / MIMO / Port 1+2 / PWL 9 / 9 dBi Antenna

Channel	Port 1 PSD (dBm/MHz)	Duty Cycle Correction (dB)	Port 1 Corrected PSD (dBm/MHz)	Port 2 PSD (dBm/MHz)	Duty Cycle Correction (dB)	Port 2 Corrected PSD (dBm/MHz)
Bottom	-17.2	3.2	-14.0	-16.1	3.2	-12.9

Channel	Corrected PSD Port 1 (dBm/MHz)	Corrected PSD Port 2 (dBm/MHz)	Port 1+2 Combined PSD (dBm/MHz)
Bottom	-14.0	-12.9	-10.1

Channel	Combined Conducted PSD (dBm/MHz)	Limit (dBm/MHz)	Margin (dB)	Result
Bottom	-10.1	4.9	15.0	Complied

Result: Pass

Transmitter Maximum Power Spectral Density (continued)

Results: 802.11ac / HT80 / MCS5 / MIMO / Port 1+2 / PWL 9 / 9 dBi Antenna / Port 1

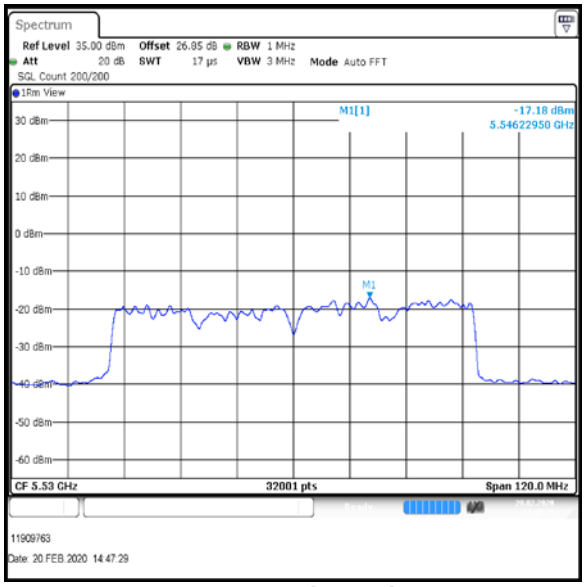

Bottom Channel

Result: Pass

Transmitter Maximum Power Spectral Density (continued)

Results: 802.11ac / HT80 / MCS5 / MIMO / Port 1+2 / PWL 9 / 9 dBi Antenna / Port 2

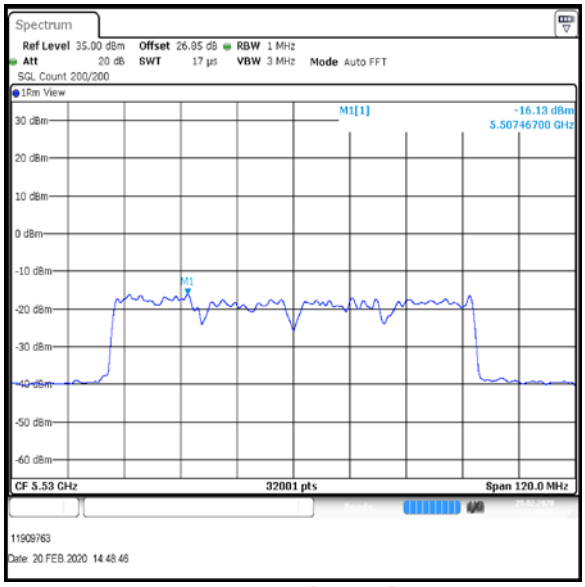

Bottom Channel

Result: Pass

Transmitter Maximum Power Spectral Density (continued)

Results: 802.11ac / HT80 / MCS5 / MIMO / Port 1+2 / PWL 12 / 9 dBi Antenna

Channel	Port 1 PSD (dBm/MHz)	Duty Cycle Correction (dB)	Port 1 Corrected PSD (dBm/MHz)	Port 2 PSD (dBm/MHz)	Duty Cycle Correction (dB)	Port 2 Corrected PSD (dBm/MHz)
Top	-14.6	3.2	-11.4	-17.0	3.2	-13.8

Channel	Corrected PSD Port 1 (dBm/MHz)	Corrected PSD Port 2 (dBm/MHz)	Port 1+2 Combined PSD (dBm/MHz)
Top	-11.4	-13.8	-9.6

Channel	Combined Conducted PSD (dBm/MHz)	Limit (dBm/MHz)	Margin (dB)	Result
Top	-9.6	4.9	14.5	Complied

Result: Pass

Transmitter Maximum Power Spectral Density (continued)

Results: 802.11ac / HT80 / MCS5 / MIMO / Port 1+2 / PWL 12 / 9 dBi Antenna / Port 1

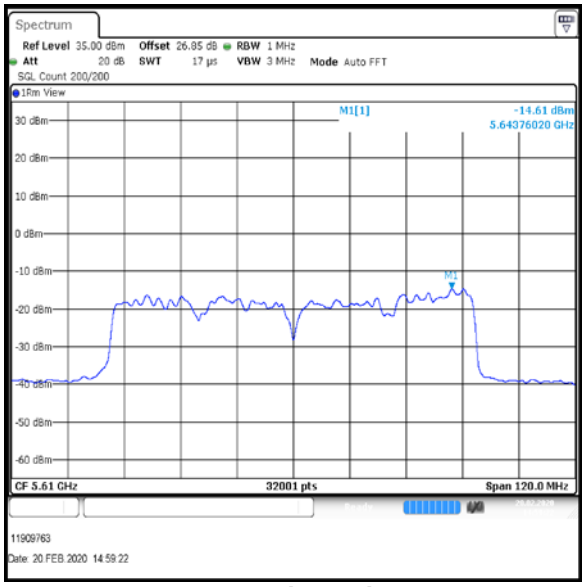

Top Channel

Result: Pass

Transmitter Maximum Power Spectral Density (continued)

Results: 802.11ac / HT80 / MCS5 / MIMO / Port 1+2 / PWL 12 / 9 dBi Antenna / Port 2

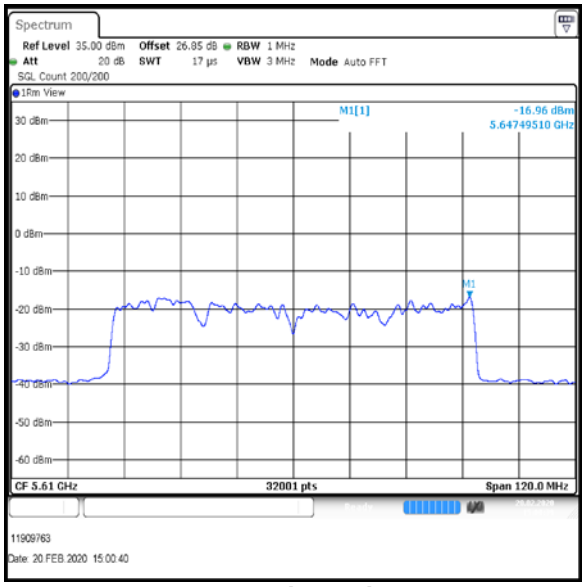

Top Channel

Result: Pass

Transmitter Maximum Power Spectral Density (continued)

Results: 802.11ac / HT80 / MCS9 / MIMO / Port 1+2 / PWL 9 / 9 dBi Antenna

Channel	Port 1 PSD (dBm/MHz)	Duty Cycle Correction (dB)	Port 1 Corrected PSD (dBm/MHz)	Port 2 PSD (dBm/MHz)	Duty Cycle Correction (dB)	Port 2 Corrected PSD (dBm/MHz)
Bottom	-17.5	4.6	-12.9	-16.8	4.6	-12.2

Channel	Corrected PSD Port 1 (dBm/MHz)	Corrected PSD Port 2 (dBm/MHz)	Port 1+2 Combined PSD (dBm/MHz)
Bottom	-12.9	-12.2	-10.4

Channel	Combined Conducted PSD (dBm/MHz)	Limit (dBm/MHz)	Margin (dB)	Result
Bottom	-10.4	4.9	15.3	Complied

Result: Pass

Transmitter Maximum Power Spectral Density (continued)

Results: 802.11ac / HT80 / MCS9 / MIMO / Port 1+2 / PWL 9 / 9 dBi Antenna / Port 1

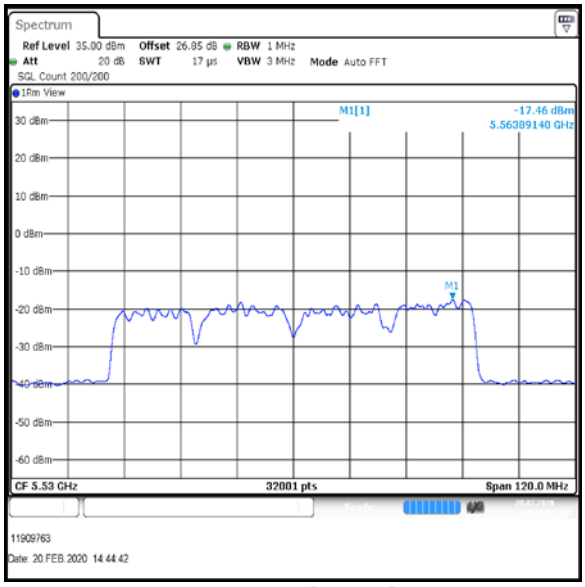

Bottom Channel

Result: Pass

Transmitter Maximum Power Spectral Density (continued)

Results: 802.11ac / HT80 / MCS9 / MIMO / Port 1+2 / PWL 9 / 9 dBi Antenna / Port 2

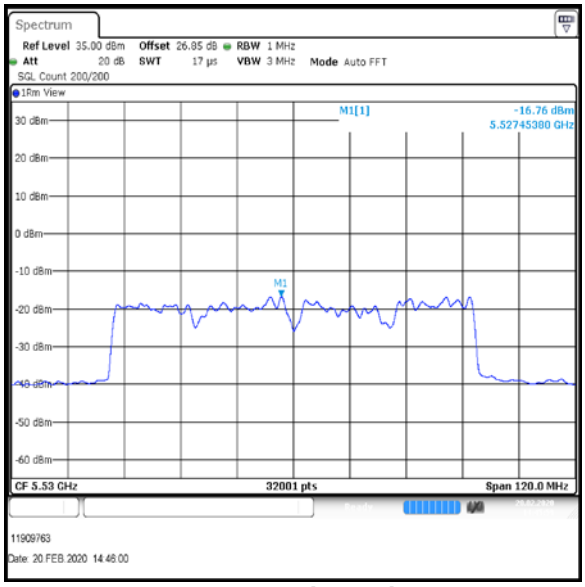

Bottom Channel

Result: Pass

Transmitter Maximum Power Spectral Density (continued)

Results: 802.11ac / HT80 / MCS9 / MIMO / Port 1+2 / PWL 12 / 9 dBi Antenna

Channel	Port 1 PSD (dBm/MHz)	Duty Cycle Correction (dB)	Port 1 Corrected PSD (dBm/MHz)	Port 2 PSD (dBm/MHz)	Duty Cycle Correction (dB)	Port 2 Corrected PSD (dBm/MHz)
Top	-16.3	4.6	-11.7	-17.6	4.6	-13.0

Channel	Corrected PSD Port 1 (dBm/MHz)	Corrected PSD Port 2 (dBm/MHz)	Port 1+2 Combined PSD (dBm/MHz)
Top	-11.7	-13.0	-9.9

Channel	Combined Conducted PSD (dBm/MHz)	Limit (dBm/MHz)	Margin (dB)	Result
Top	-9.9	4.9	14.8	Complied

Result: Pass

Transmitter Maximum Power Spectral Density (continued)

Results: 802.11ac / HT80 / MCS9 / MIMO / Port 1+2 / PWL 12 / 9 dBi Antenna / Port 1

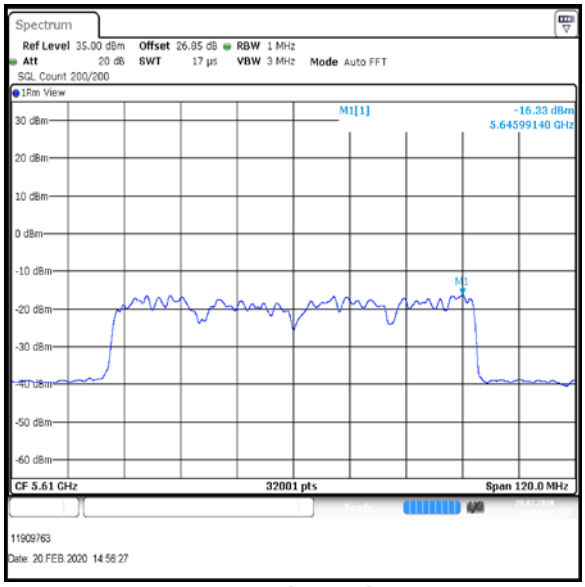

Top Channel

Result: Pass

Transmitter Maximum Power Spectral Density (continued)

Results: 802.11ac / HT80 / MCS9 / MIMO / Port 1+2 / PWL 12 / 9 dBi Antenna / Port 2

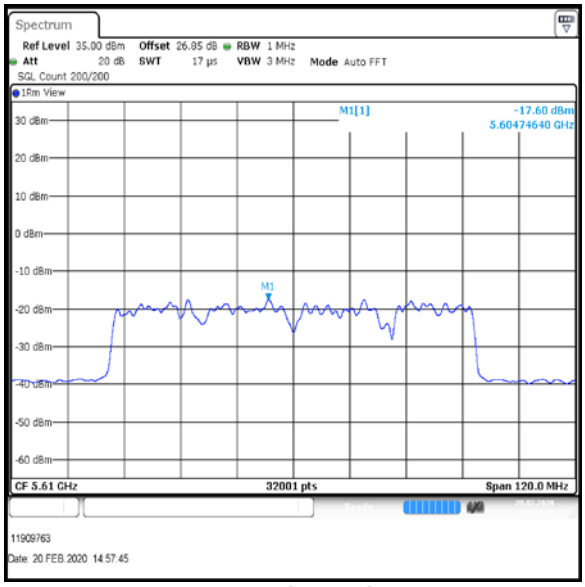

Top Channel

Result: Pass

Transmitter Maximum Power Spectral Density (continued)

Results: 802.11a / 20 MHz / 12Mbit / MIMO / Port 1+2+3 / PWL 13 / 9 dBi Antenna

Channel	Port 1 PSD (dBm/MHz)	Duty Cycle Correction (dB)	Port 1 Corrected PSD (dBm/MHz)	Port 2 PSD (dBm/MHz)	Duty Cycle Correction (dB)	Port 2 Corrected PSD (dBm/MHz)
Bottom	-5.1	0.7	-4.4	-4.7	0.7	-4.0

Channel	Port 3 PSD (dBm/MHz)	Duty Cycle Correction (dB)	Port 3 Corrected PSD (dBm/MHz)
Bottom	-5.9	0.7	-5.2

Channel	Corrected PSD Port 1 (dBm/MHz)	Corrected PSD Port 2 (dBm/MHz)	Corrected PSD Port 3 (dBm/MHz)	Port 1+2+3 Combined PSD (dBm/MHz)
Bottom	-4.4	-4.0	-5.2	0.1

Channel	Combined Conducted PSD (dBm/MHz)	Limit (dBm/MHz)	Margin (dB)	Result
Bottom	0.1	3.2	3.1	Complied

Result: Pass

Transmitter Maximum Power Spectral Density (continued)

Results: 802.11a / 20 MHz / 12Mbit / MIMO / Port 1+2+3 / PWL 13 / 9 dBi Antenna / Port 1

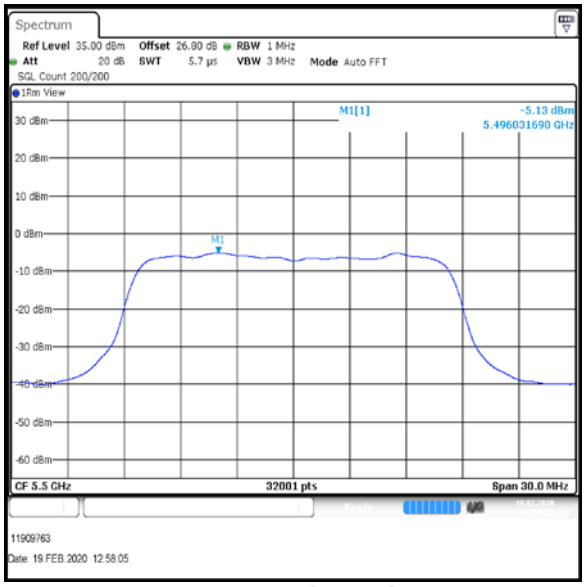

Bottom Channel

Result: Pass

Transmitter Maximum Power Spectral Density (continued)

Results: 802.11a / 20 MHz / 12Mbit / MIMO / Port 1+2+3 / PWL 13 / 9 dBi Antenna / Port 2

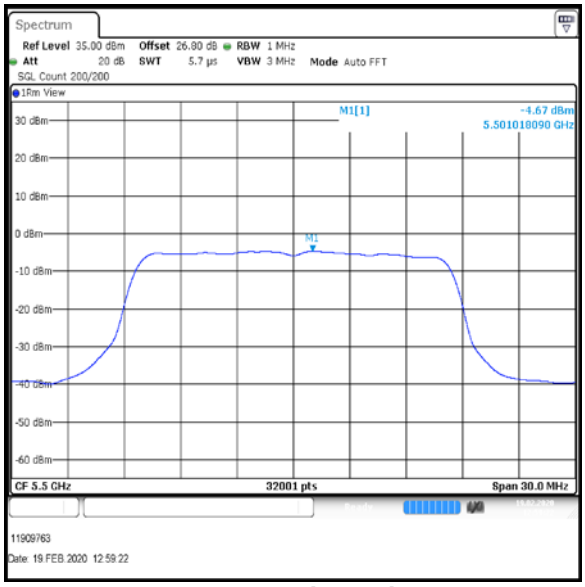

Bottom Channel

Result: Pass

Transmitter Maximum Power Spectral Density (continued)

Results: 802.11a / 20 MHz / 12Mbit / MIMO / Port 1+2+3 / PWL 13 / 9 dBi Antenna / Port 3

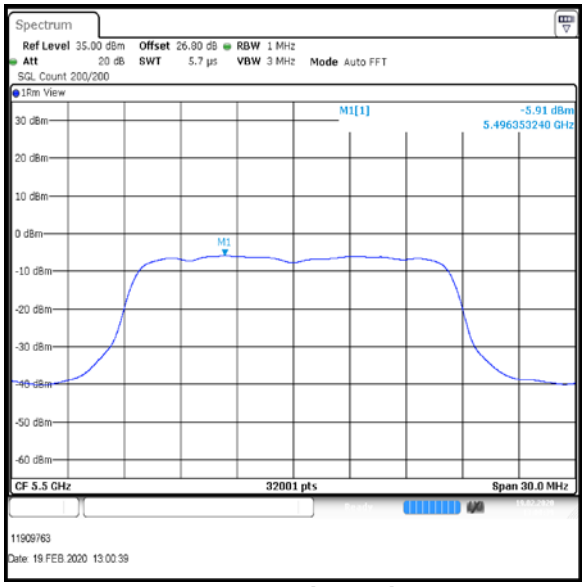

Bottom Channel

Result: Pass

Transmitter Maximum Power Spectral Density (continued)

Results: 802.11a / 20 MHz / 12Mbit / MIMO / Port 1+2+3 / PWL 16 / 9 dBi Antenna

Channel	Port 1 PSD (dBm/MHz)	Duty Cycle Correction (dB)	Port 1 Corrected PSD (dBm/MHz)	Port 2 PSD (dBm/MHz)	Duty Cycle Correction (dB)	Port 2 Corrected PSD (dBm/MHz)
Bottom+1	-2.7	0.7	-2.0	-3.5	0.7	-2.8
Middle	-3.4	0.7	-2.7	-4.5	0.7	-3.8
Top	-1.6	0.7	-0.9	-3.4	0.7	-2.7

Channel	Port 3 PSD (dBm/MHz)	Duty Cycle Correction (dB)	Port 3 Corrected PSD (dBm/MHz)
Bottom+1	-3.1	0.7	-2.4
Middle	-3.6	0.7	-2.9
Top	-3.7	0.7	-3.0

Channel	Corrected PSD Port 1 (dBm/MHz)	Corrected PSD Port 2 (dBm/MHz)	Corrected PSD Port 3 (dBm/MHz)	Port 1+2+3 Combined PSD (dBm/MHz)
Bottom+1	-2.0	-2.8	-2.4	2.1
Middle	-2.7	-3.8	-2.9	1.5
Top	-0.9	-2.7	-3.0	2.5

Channel	Combined Conducted PSD (dBm/MHz)	Limit (dBm/MHz)	Margin (dB)	Result
Bottom+1	2.1	3.2	1.1	Complied
Middle	1.5	3.2	1.7	Complied
Top	2.5	3.2	0.7	Complied

Result: Pass

Transmitter Maximum Power Spectral Density (continued)

Results: 802.11a / 20 MHz / 12Mbit / MIMO / Port 1+2+3 / PWL 16 / 9 dBi Antenna / Port 1

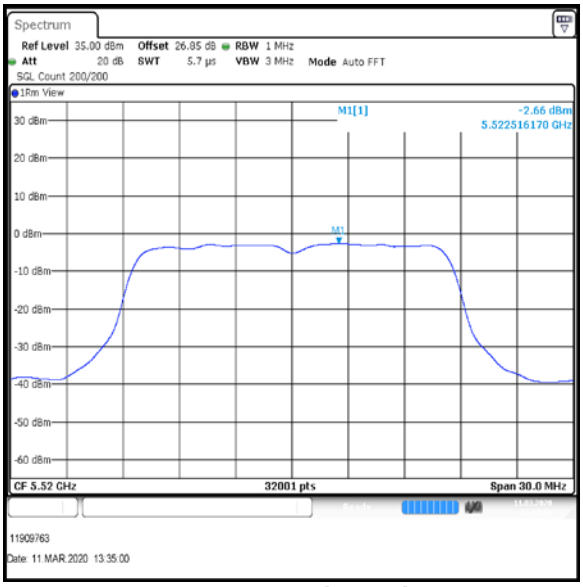

Bottom+1 Channel

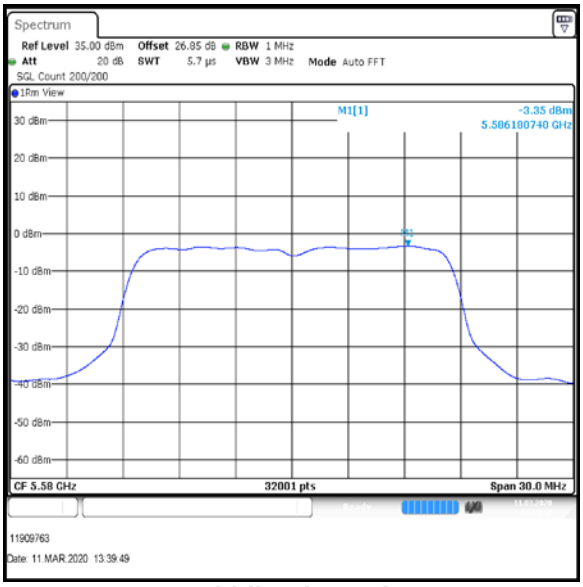

Middle Channel

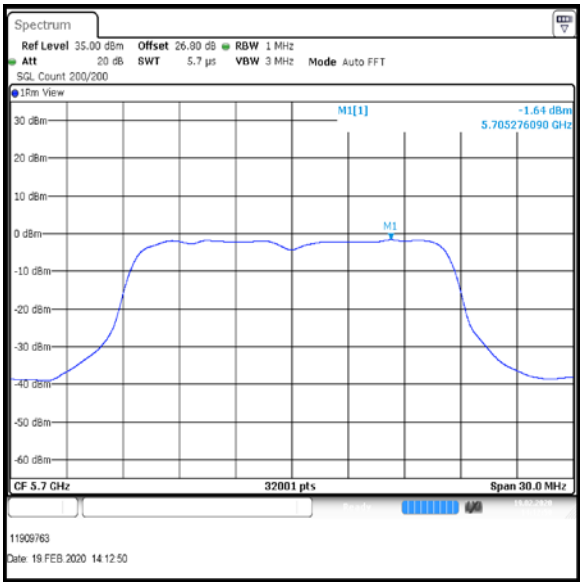

Top Channel

Result: Pass

Transmitter Maximum Power Spectral Density (continued)

Results: 802.11a / 20 MHz / 12Mbit / MIMO / Port 1+2+3 / PWL 16 / 9 dBi Antenna / Port 2

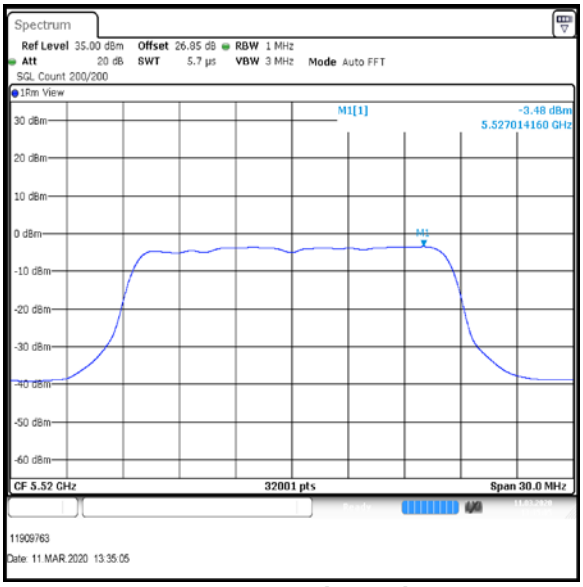

Bottom+1 Channel

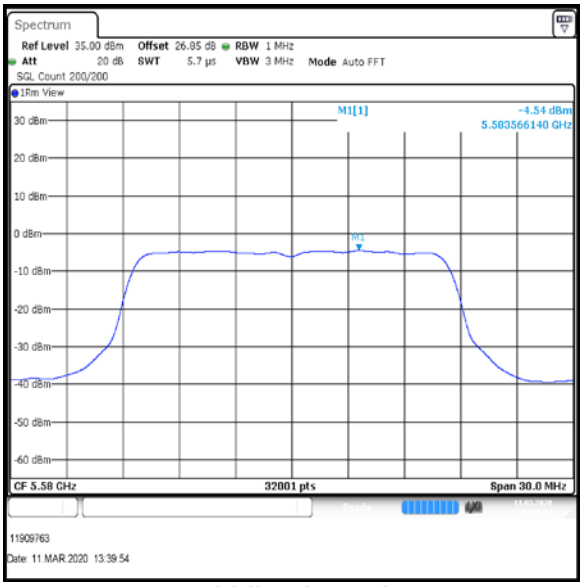

Middle Channel

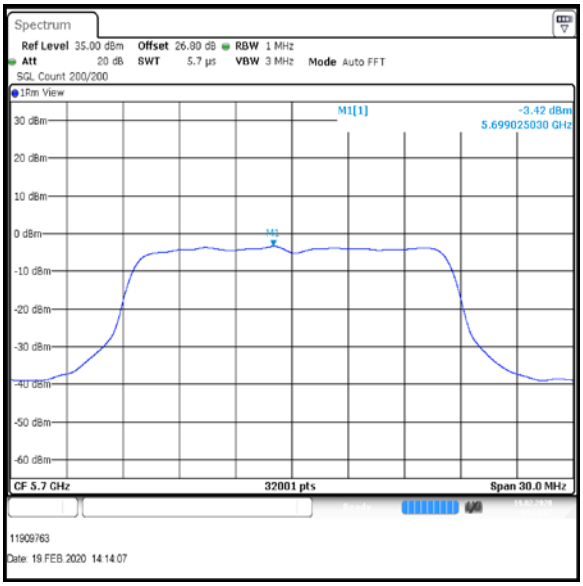

Top Channel

Result: Pass

Transmitter Maximum Power Spectral Density (continued)

Results: 802.11a / 20 MHz / 12Mbit / MIMO / Port 1+2+3 / PWL 16 / 9 dBi Antenna / Port 3

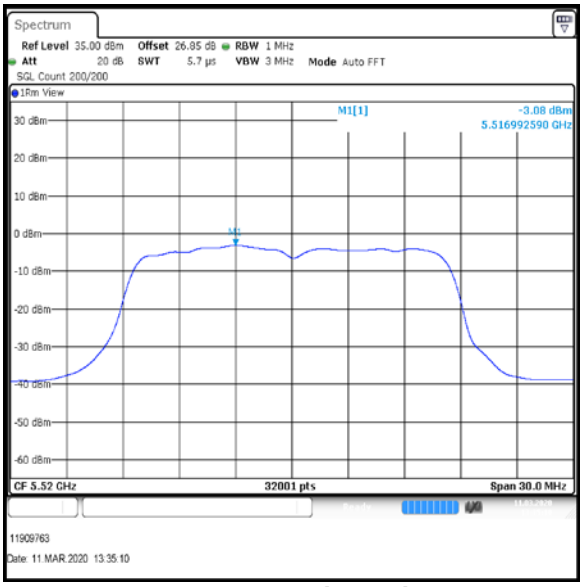

Bottom+1 Channel

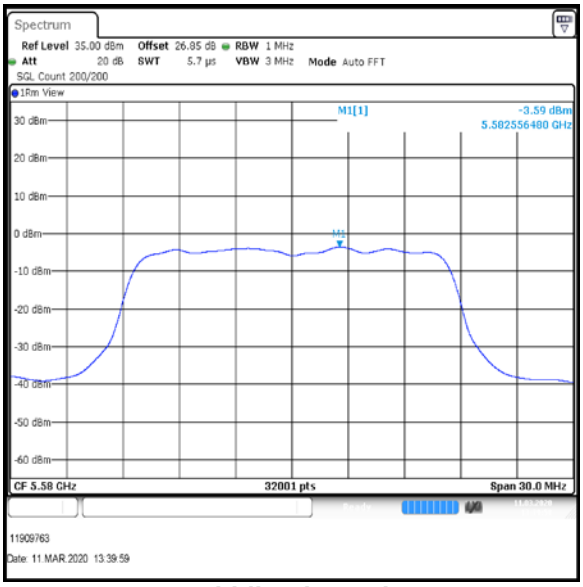

Middle Channel

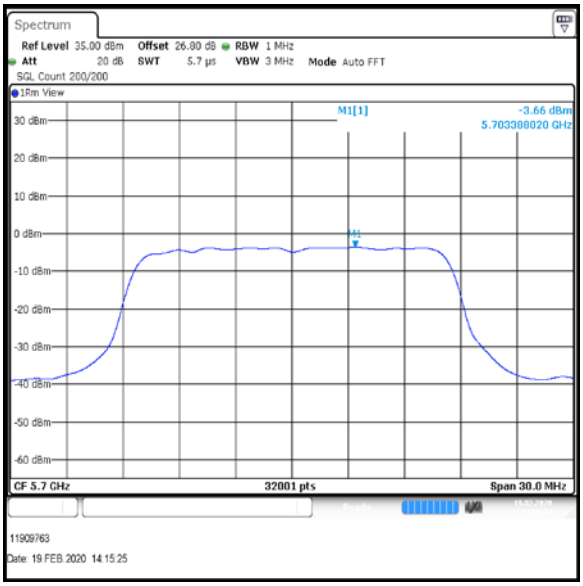

Top Channel

Result: Pass

Transmitter Maximum Power Spectral Density (continued)

Results: 802.11a / 20 MHz / 9Mbit / MIMO / Port 1+2+3 / PWL 13 / 9 dBi Antenna

Channel	Port 1 PSD (dBm/MHz)	Duty Cycle Correction (dB)	Port 1 Corrected PSD (dBm/MHz)	Port 2 PSD (dBm/MHz)	Duty Cycle Correction (dB)	Port 2 Corrected PSD (dBm/MHz)
Bottom	-4.8	0.4	-4.4	-4.0	0.4	-3.6

Channel	Port 3 PSD (dBm/MHz)	Duty Cycle Correction (dB)	Port 3 Corrected PSD (dBm/MHz)
Bottom	-5.6	0.4	-5.2

Channel	Corrected PSD Port 1 (dBm/MHz)	Corrected PSD Port 2 (dBm/MHz)	Corrected PSD Port 3 (dBm/MHz)	Port 1+2+3 Combined PSD (dBm/MHz)
Bottom	-4.4	-3.6	-5.2	0.3

Channel	Combined Conducted PSD (dBm/MHz)	Limit (dBm/MHz)	Margin (dB)	Result
Bottom	0.3	3.2	2.9	Complied

Result: Pass

Transmitter Maximum Power Spectral Density (continued)

Results: 802.11a / 20 MHz / 9Mbit / MIMO / Port 1+2+3 / PWL 13 / 9 dBi Antenna / Port 1

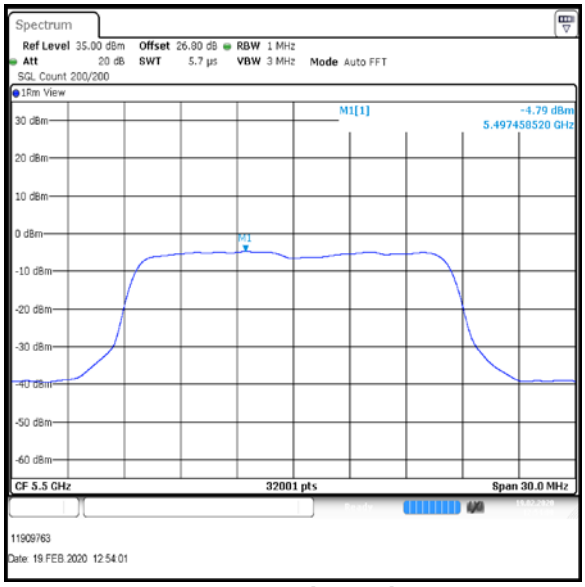

Bottom Channel

Result: Pass

Transmitter Maximum Power Spectral Density (continued)

Results: 802.11a / 20 MHz / 9Mbit / MIMO / Port 1+2+3 / PWL 13 / 9 dBi Antenna / Port 2

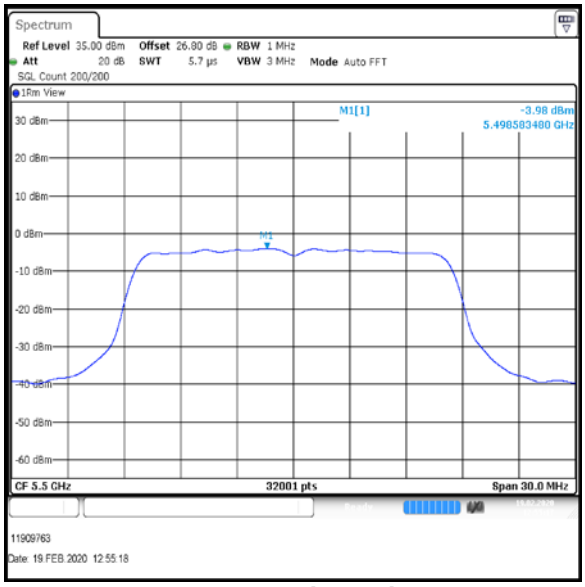

Bottom Channel

Result: Pass

Transmitter Maximum Power Spectral Density (continued)

Results: 802.11a / 20 MHz / 9Mbit / MIMO / Port 1+2+3 / PWL 13 / 9 dBi Antenna / Port 3

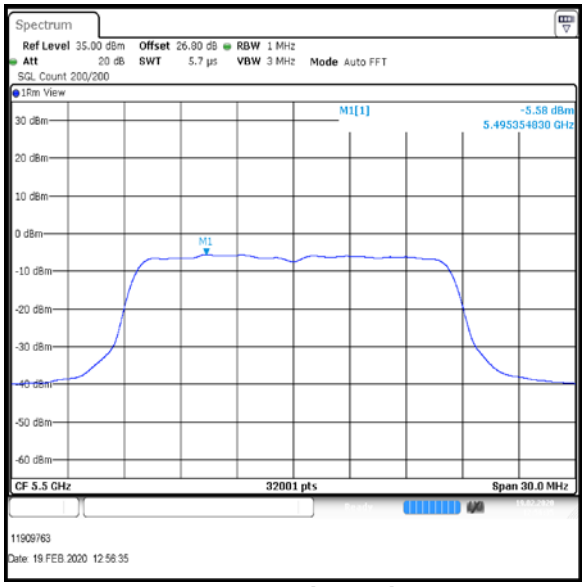

Bottom Channel

Result: Pass

Transmitter Maximum Power Spectral Density (continued)

Results: 802.11a / 20 MHz / 9Mbit / MIMO / Port 1+2+3 / PWL 16 / 9 dBi Antenna

Channel	Port 1 PSD (dBm/MHz)	Duty Cycle Correction (dB)	Port 1 Corrected PSD (dBm/MHz)	Port 2 PSD (dBm/MHz)	Duty Cycle Correction (dB)	Port 2 Corrected PSD (dBm/MHz)
Bottom+1	-1.4	0.4	-1.0	-2.3	0.4	-1.9
Middle	-1.7	0.4	-1.3	-3.0	0.4	-2.6
Top	-1.7	0.4	-1.3	-3.8	0.4	-3.4

Channel	Port 3 PSD (dBm/MHz)	Duty Cycle Correction (dB)	Port 3 Corrected PSD (dBm/MHz)
Bottom+1	-2.6	0.4	-2.2
Middle	-3.0	0.4	-2.6
Top	-2.8	0.4	-2.4

Channel	Corrected PSD Port 1 (dBm/MHz)	Corrected PSD Port 2 (dBm/MHz)	Corrected PSD Port 3 (dBm/MHz)	Port 1+2+3 Combined PSD (dBm/MHz)
Bottom+1	-1.0	-1.9	-2.2	2.7
Middle	-1.3	-2.6	-2.6	2.5
Top	-1.3	-3.4	-2.4	2.2

Channel	Combined Conducted PSD (dBm/MHz)	Limit (dBm/MHz)	Margin (dB)	Result
Bottom+1	2.7	3.2	0.5	Complied
Middle	2.5	3.2	0.7	Complied
Top	2.2	3.2	1.0	Complied

Result: Pass

Transmitter Maximum Power Spectral Density (continued)

Results: 802.11a / 20 MHz / 9Mbit / MIMO / Port 1+2+3 / PWL 16 / 9 dBi Antenna / Port 1

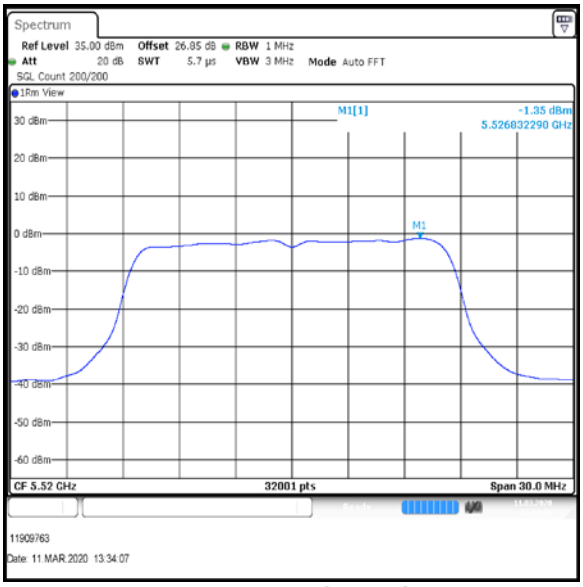

Bottom+1 Channel

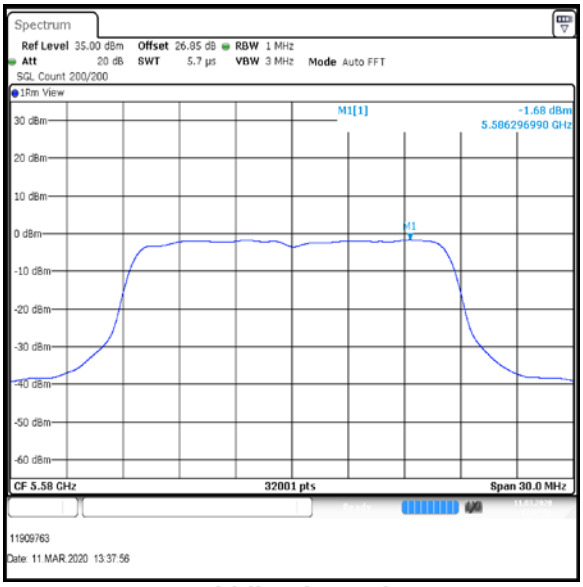

Middle Channel

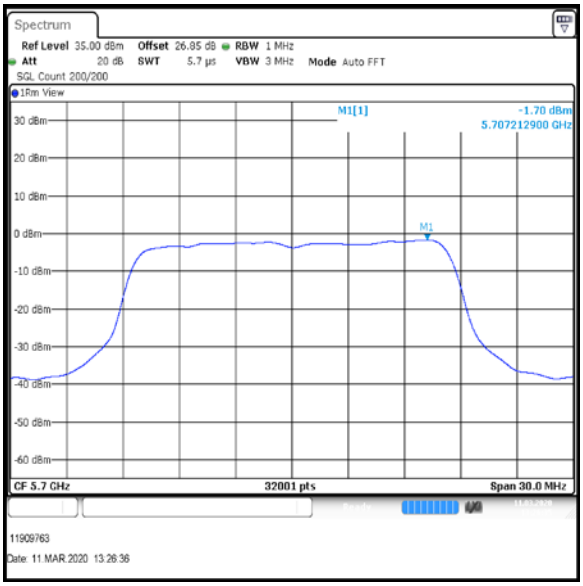

Top Channel

Result: Pass

Transmitter Maximum Power Spectral Density (continued)

Results: 802.11a / 20 MHz / 9Mbit / MIMO / Port 1+2+3 / PWL 16 / 9 dBi Antenna / Port 2

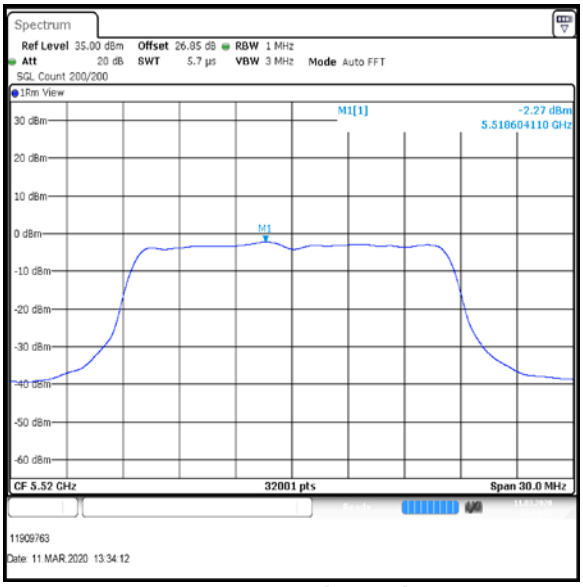

Bottom+1 Channel

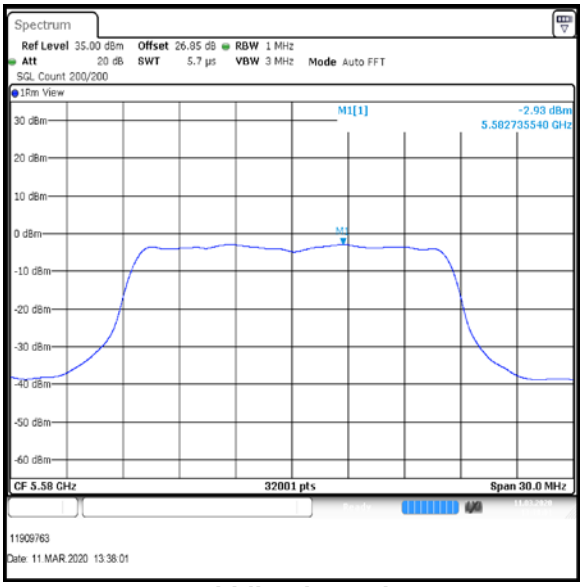

Middle Channel

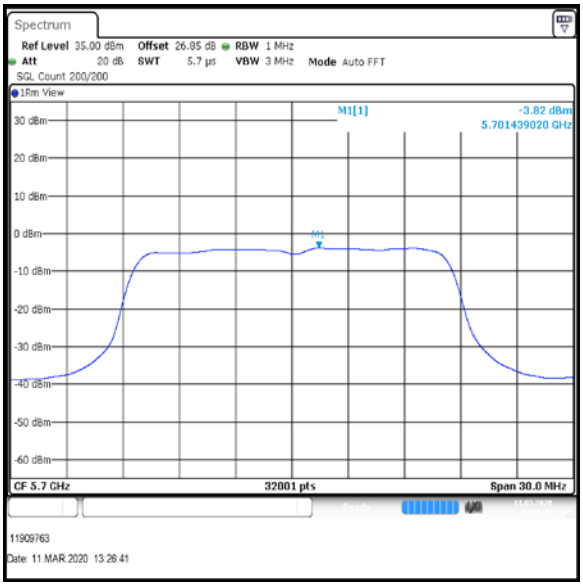

Top Channel

Result: Pass

Transmitter Maximum Power Spectral Density (continued)

Results: 802.11a / 20 MHz / 9Mbit / MIMO / Port 1+2+3 / PWL 16 / 9 dBi Antenna / Port 3

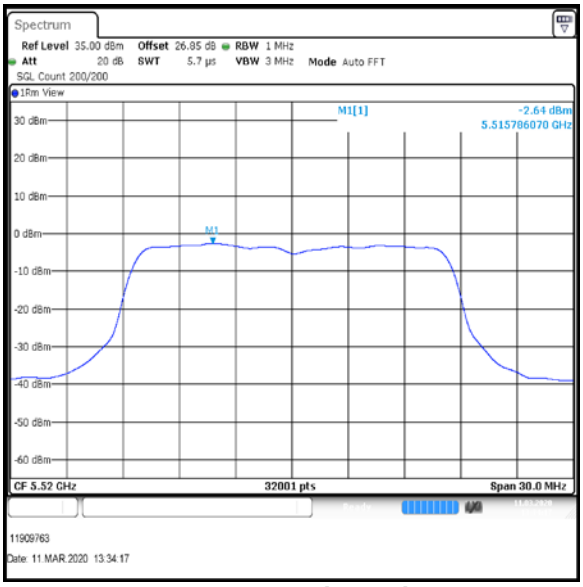

Bottom+1 Channel

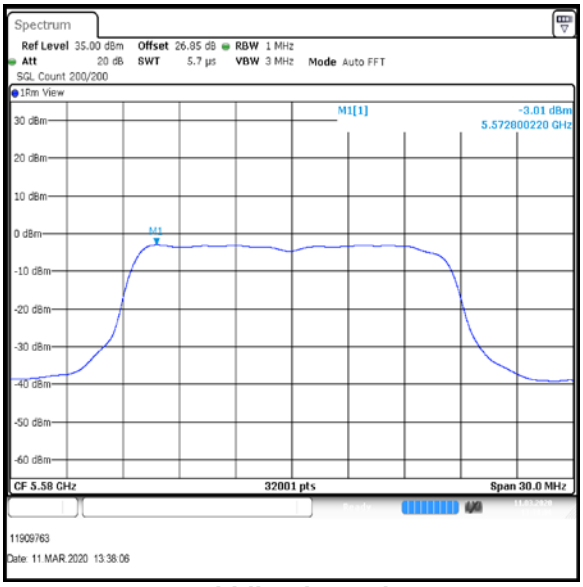

Middle Channel

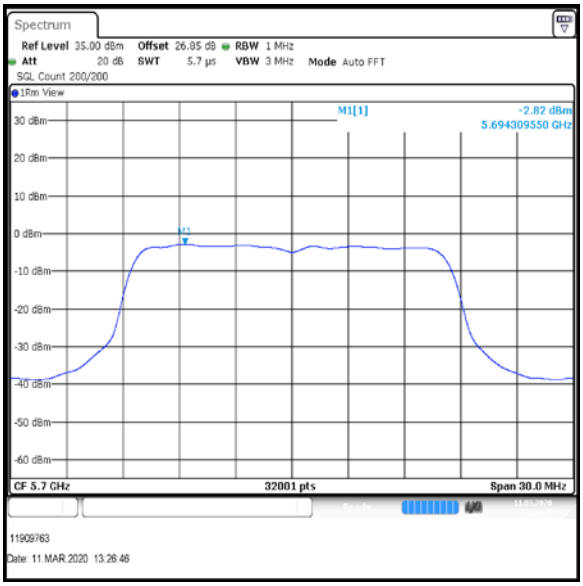

Top Channel

Result: Pass

Transmitter Maximum Power Spectral Density (continued)

Results: 802.11n / HT20 / MCS3 / MIMO / Port 1+2+3 / PWL 13 / 9 dBi Antenna

Channel	Port 1 PSD (dBm/MHz)	Duty Cycle Correction (dB)	Port 1 Corrected PSD (dBm/MHz)	Port 2 PSD (dBm/MHz)	Duty Cycle Correction (dB)	Port 2 Corrected PSD (dBm/MHz)
Bottom	-8.1	1.3	-6.8	-5.9	1.3	-4.6

Channel	Port 3 PSD (dBm/MHz)	Duty Cycle Correction (dB)	Port 3 Corrected PSD (dBm/MHz)
Bottom	-8.0	1.3	-6.7

Channel	Corrected PSD Port 1 (dBm/MHz)	Corrected PSD Port 2 (dBm/MHz)	Corrected PSD Port 3 (dBm/MHz)	Port 1+2+3 Combined PSD (dBm/MHz)
Bottom	-6.8	-4.6	-6.7	-1.4

Channel	Combined Conducted PSD (dBm/MHz)	Limit (dBm/MHz)	Margin (dB)	Result
Bottom	-1.4	3.2	4.6	Complied

Result: Pass

Transmitter Maximum Power Spectral Density (continued)

Results: 802.11n / HT20 / MCS3 / MIMO / Port 1+2+3 / PWL 13 / 9 dBi Antenna / Port 1

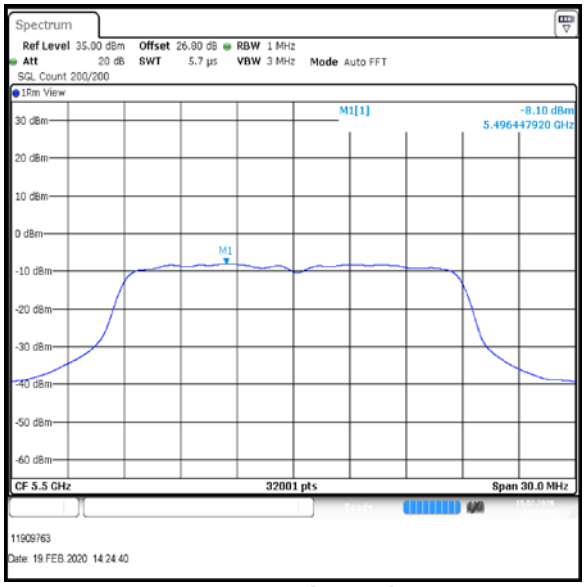

Bottom Channel

Result: Pass

Transmitter Maximum Power Spectral Density (continued)

Results: 802.11n / HT20 / MCS3 / MIMO / Port 1+2+3 / PWL 13 / 9 dBi Antenna / Port 2

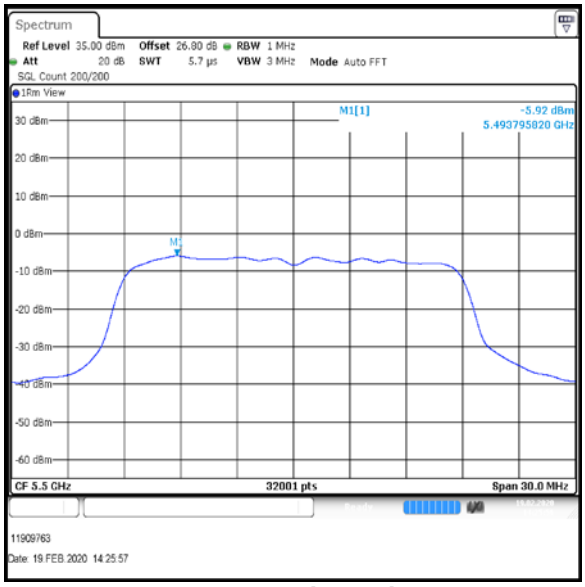

Bottom Channel

Result: Pass

Transmitter Maximum Power Spectral Density (continued)

Results: 802.11n / HT20 / MCS3 / MIMO / Port 1+2+3 / PWL 13 / 9 dBi Antenna / Port 3

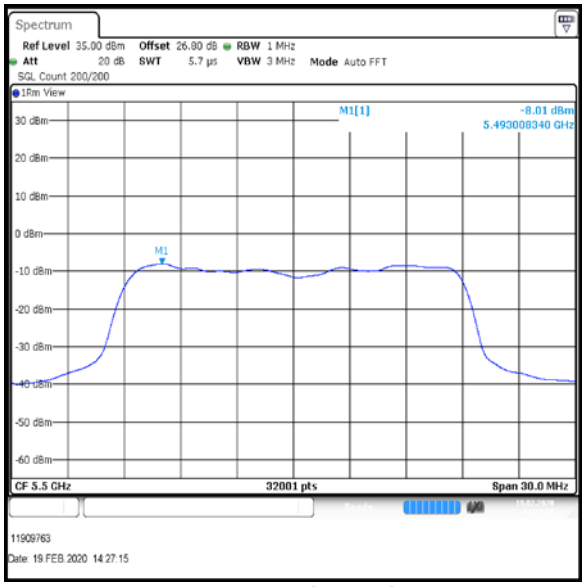

Bottom Channel

Result: Pass

Transmitter Maximum Power Spectral Density (continued)

Results: 802.11n / HT20 / MCS3 / MIMO / Port 1+2+3 / PWL 16 / 9 dBi Antenna

Channel	Port 1 PSD (dBm/MHz)	Duty Cycle Correction (dB)	Port 1 Corrected PSD (dBm/MHz)	Port 2 PSD (dBm/MHz)	Duty Cycle Correction (dB)	Port 2 Corrected PSD (dBm/MHz)
Bottom+1	-2.7	1.3	-1.4	-3.5	1.3	-2.2
Middle	-2.5	1.3	-1.2	-3.4	1.3	-2.1
Top	-2.9	1.3	-1.6	-4.0	1.3	-2.7

Channel	Port 3 PSD (dBm/MHz)	Duty Cycle Correction (dB)	Port 3 Corrected PSD (dBm/MHz)
Bottom+1	-3.6	1.3	-2.3
Middle	-3.9	1.3	-2.6
Top	-4.4	1.3	-3.1

Channel	Corrected PSD Port 1 (dBm/MHz)	Corrected PSD Port 2 (dBm/MHz)	Corrected PSD Port 3 (dBm/MHz)	Port 1+2+3 Combined PSD (dBm/MHz)
Bottom+1	-1.4	-2.2	-2.3	2.7
Middle	-1.2	-2.1	-2.6	2.6
Top	-1.6	-2.7	-3.1	2.1

Channel	Combined Conducted PSD (dBm/MHz)	Limit (dBm/MHz)	Margin (dB)	Result
Bottom+1	2.7	3.2	0.5	Complied
Middle	2.6	3.2	0.6	Complied
Top	2.1	3.2	1.1	Complied

Result: Pass

Transmitter Maximum Power Spectral Density (continued)

Results: 802.11n / HT20 / MCS3 / MIMO / Port 1+2+3 / PWL 16 / 9 dBi Antenna / Port 1

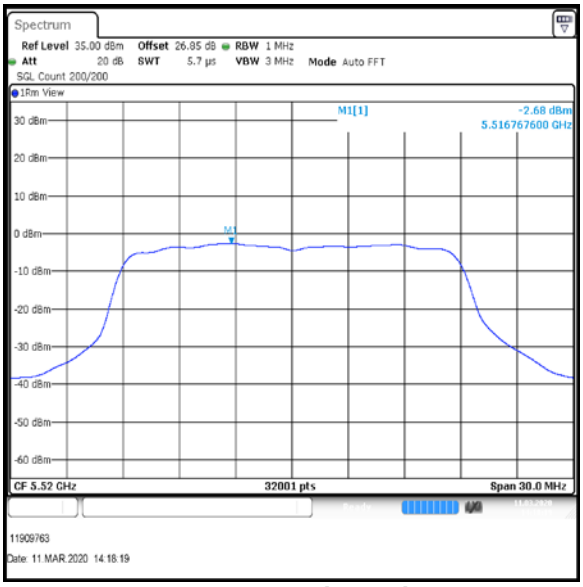

Bottom+1 Channel

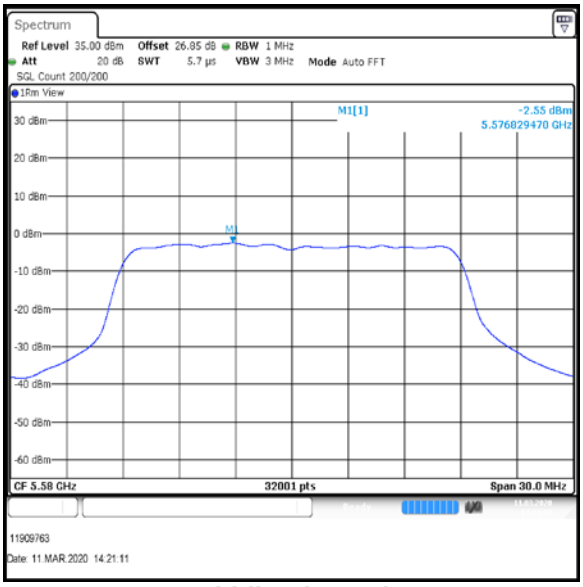

Middle Channel

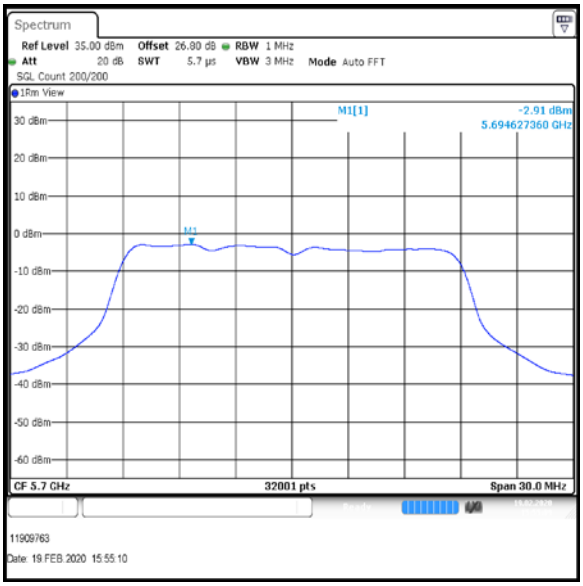

Top Channel

Result: Pass

Transmitter Maximum Power Spectral Density (continued)

Results: 802.11n / HT20 / MCS3 / MIMO / Port 1+2+3 / PWL 16 / 9 dBi Antenna / Port 2

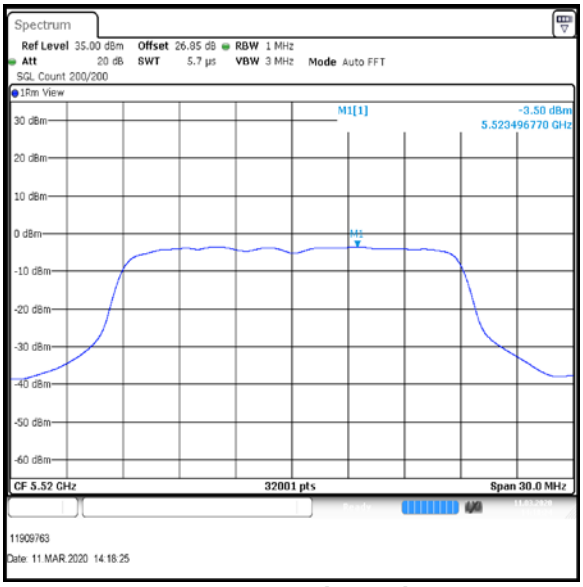

Bottom+1 Channel

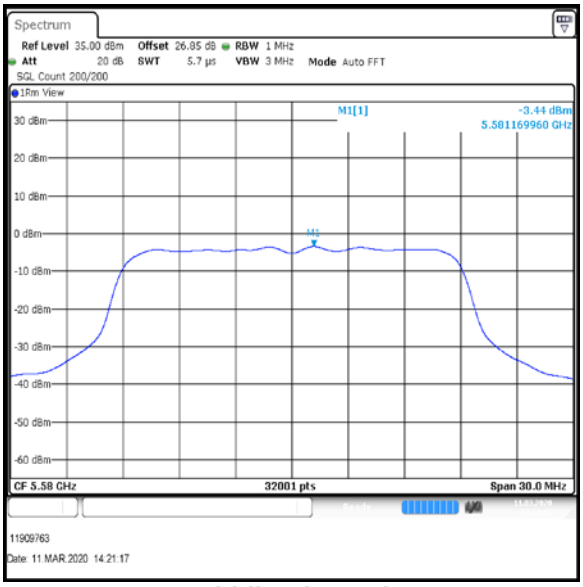

Middle Channel

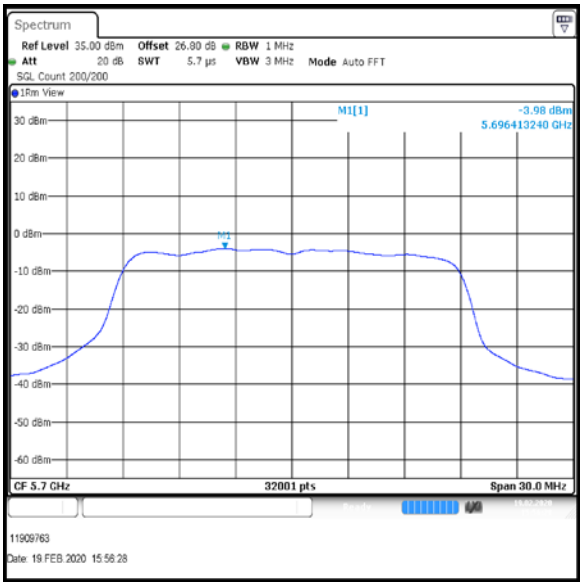

Top Channel

Result: Pass

Transmitter Maximum Power Spectral Density (continued)

Results: 802.11n / HT20 / MCS3 / MIMO / Port 1+2+3 / PWL 16 / 9 dBi Antenna / Port 3

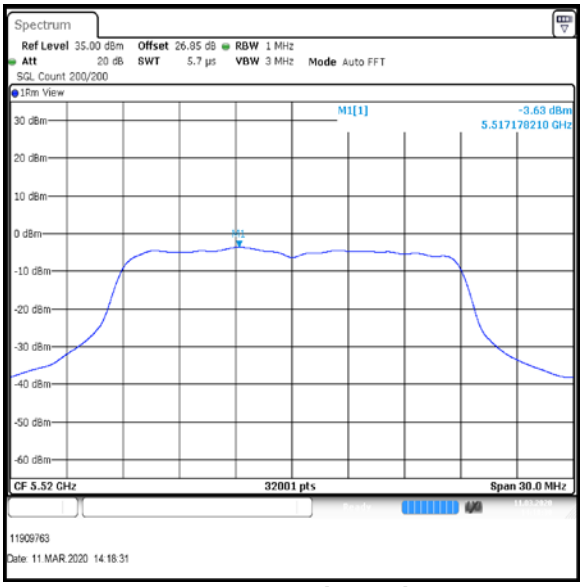

Bottom+1 Channel

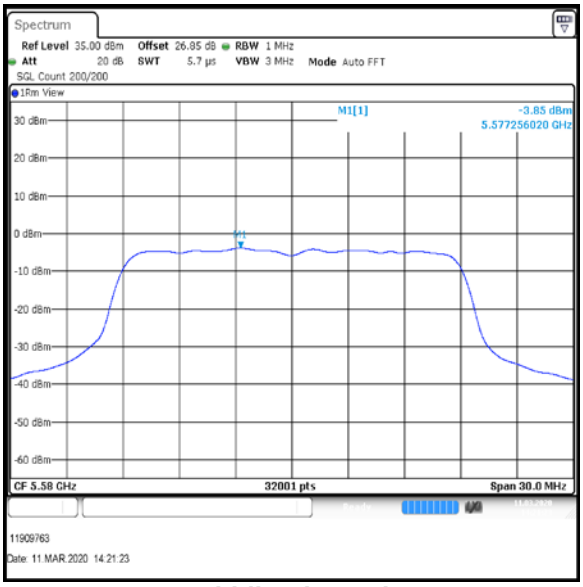

Middle Channel

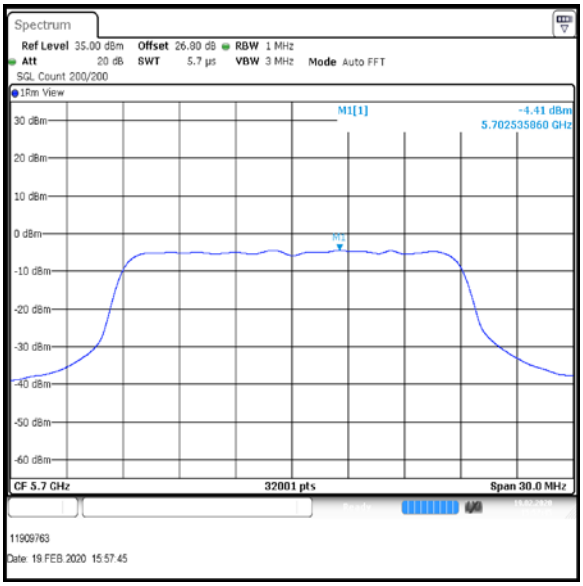

Top Channel

Result: Pass

Transmitter Maximum Power Spectral Density (continued)

Results: 802.11n / HT20 / MCS7 / MIMO / Port 1+2+3 / PWL 13 / 9 dBi Antenna

Channel	Port 1 PSD (dBm/MHz)	Duty Cycle Correction (dB)	Port 1 Corrected PSD (dBm/MHz)	Port 2 PSD (dBm/MHz)	Duty Cycle Correction (dB)	Port 2 Corrected PSD (dBm/MHz)
Bottom	-9.1	2.0	-7.1	-8.6	2.0	-6.6

Channel	Port 3 PSD (dBm/MHz)	Duty Cycle Correction (dB)	Port 3 Corrected PSD (dBm/MHz)
Bottom	-9.8	2.0	-7.8

Channel	Corrected PSD Port 1 (dBm/MHz)	Corrected PSD Port 2 (dBm/MHz)	Corrected PSD Port 3 (dBm/MHz)	Port 1+2+3 Combined PSD (dBm/MHz)
Bottom	-7.1	-6.6	-7.8	-2.6

Channel	Combined Conducted PSD (dBm/MHz)	Limit (dBm/MHz)	Margin (dB)	Result
Bottom	-2.6	3.2	5.8	Complied

Result: Pass

Transmitter Maximum Power Spectral Density (continued)

Results: 802.11n / HT20 / MCS7 / MIMO / Port 1+2+3 / PWL 13 / 9 dBi Antenna / Port 1

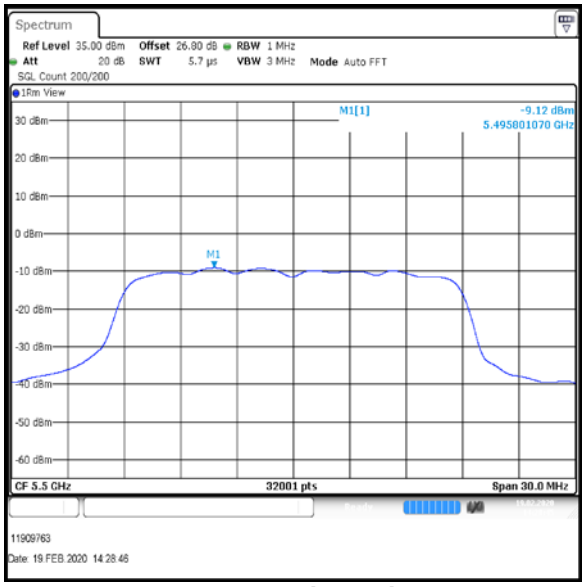

Bottom Channel

Result: Pass

Transmitter Maximum Power Spectral Density (continued)

Results: 802.11n / HT20 / MCS7 / MIMO / Port 1+2+3 / PWL 13 / 9 dBi Antenna / Port 2

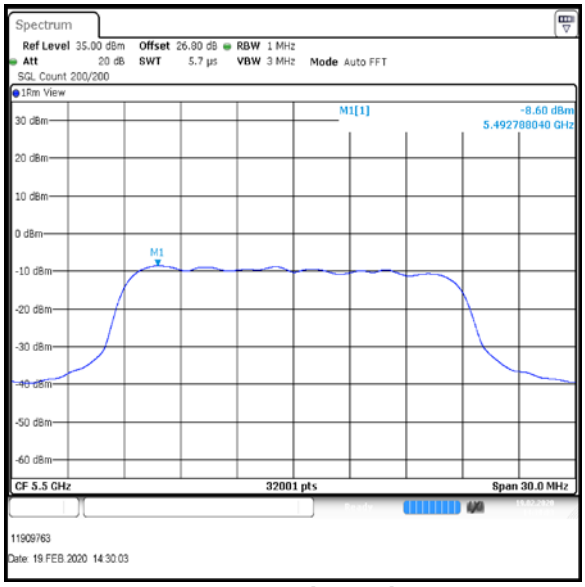

Bottom Channel

Result: Pass

Transmitter Maximum Power Spectral Density (continued)

Results: 802.11n / HT20 / MCS7 / MIMO / Port 1+2+3 / PWL 13 / 9 dBi Antenna / Port 3

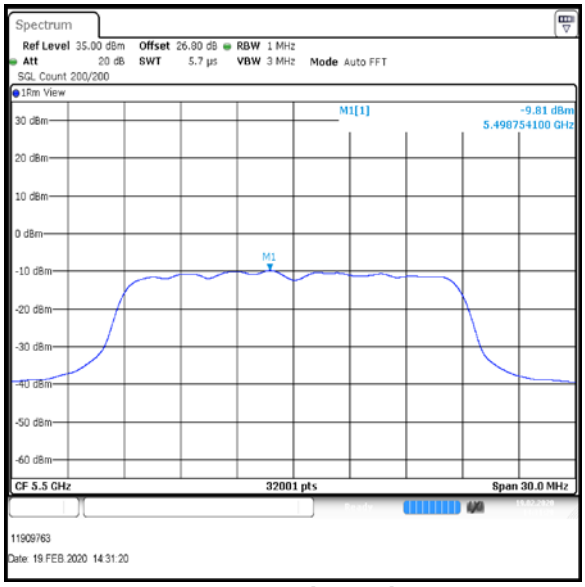

Bottom Channel

Result: Pass

Transmitter Maximum Power Spectral Density (continued)

Results: 802.11n / HT20 / MCS7 / MIMO / Port 1+2+3 / PWL 16 / 9 dBi Antenna

Channel	Port 1 PSD (dBm/MHz)	Duty Cycle Correction (dB)	Port 1 Corrected PSD (dBm/MHz)	Port 2 PSD (dBm/MHz)	Duty Cycle Correction (dB)	Port 2 Corrected PSD (dBm/MHz)
Bottom+1	-3.4	2.0	-1.4	-4.3	2.0	-2.3
Middle	-3.3	2.0	-1.3	-4.4	2.0	-2.4
Top	-3.9	2.0	-1.9	-5.9	2.0	-3.9

Channel	Port 3 PSD (dBm/MHz)	Duty Cycle Correction (dB)	Port 3 Corrected PSD (dBm/MHz)
Bottom+1	-4.7	2.0	-2.7
Middle	-4.4	2.0	-2.4
Top	-5.2	2.0	-3.2

Channel	Corrected PSD Port 1 (dBm/MHz)	Corrected PSD Port 2 (dBm/MHz)	Corrected PSD Port 3 (dBm/MHz)	Port 1+2+3 Combined PSD (dBm/MHz)
Bottom+1	-1.4	-2.3	-2.7	2.4
Middle	-1.3	-2.4	-2.4	2.6
Top	-1.9	-3.9	-3.2	1.6

Channel	Combined Conducted PSD (dBm/MHz)	Limit (dBm/MHz)	Margin (dB)	Result
Bottom+1	2.4	3.2	0.8	Complied
Middle	2.6	3.2	0.6	Complied
Top	1.6	3.2	1.6	Complied

Result: Pass

Transmitter Maximum Power Spectral Density (continued)

Results: 802.11n / HT20 / MCS7 / MIMO / Port 1+2+3 / PWL 16 / 9 dBi Antenna / Port 1

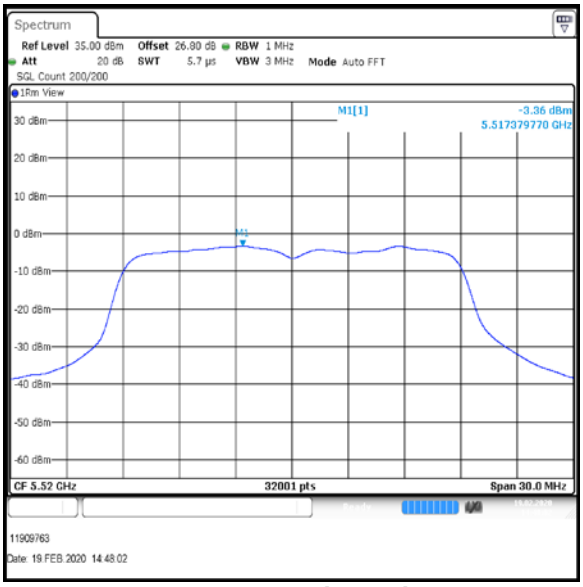

Bottom+1 Channel

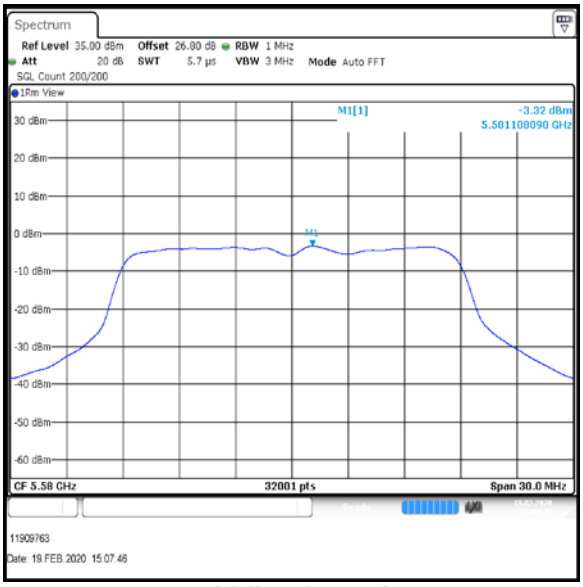

Middle Channel

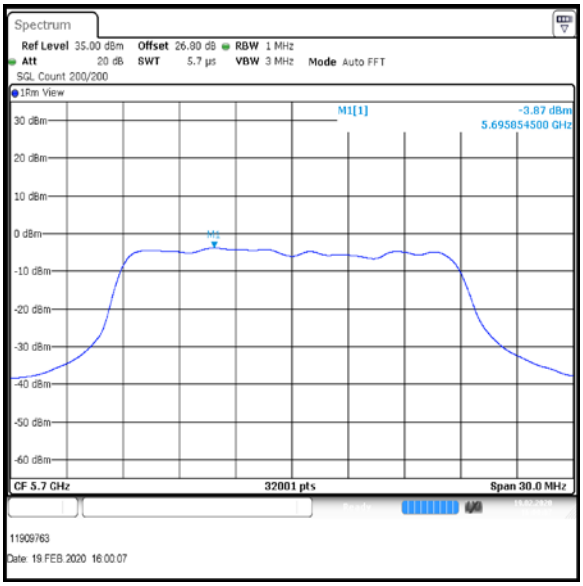

Top Channel

Result: Pass

Transmitter Maximum Power Spectral Density (continued)

Results: 802.11n / HT20 / MCS7 / MIMO / Port 1+2+3 / PWL 16 / 9 dBi Antenna / Port 2

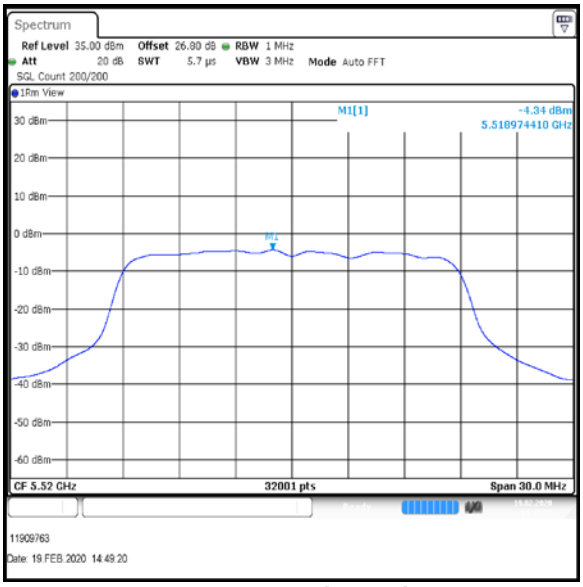

Bottom+1 Channel

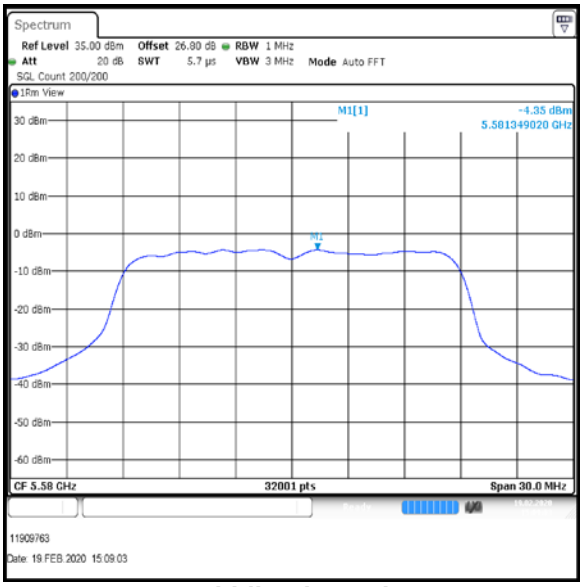

Middle Channel

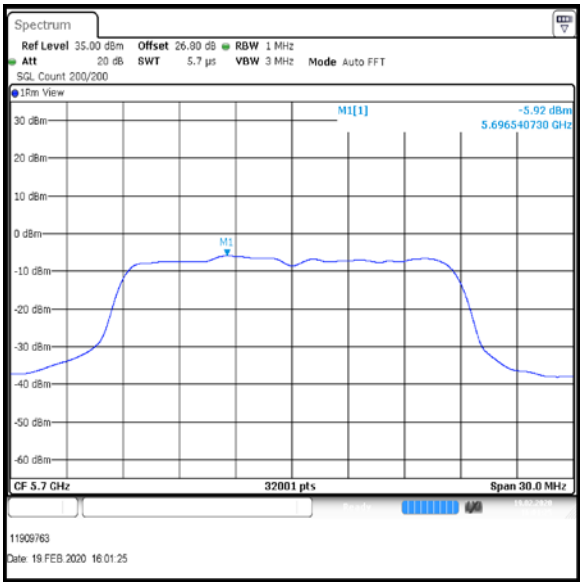

Top Channel

Result: Pass

Transmitter Maximum Power Spectral Density (continued)

Results: 802.11n / HT20 / MCS7 / MIMO / Port 1+2+3 / PWL 16 / 9 dBi Antenna / Port 3

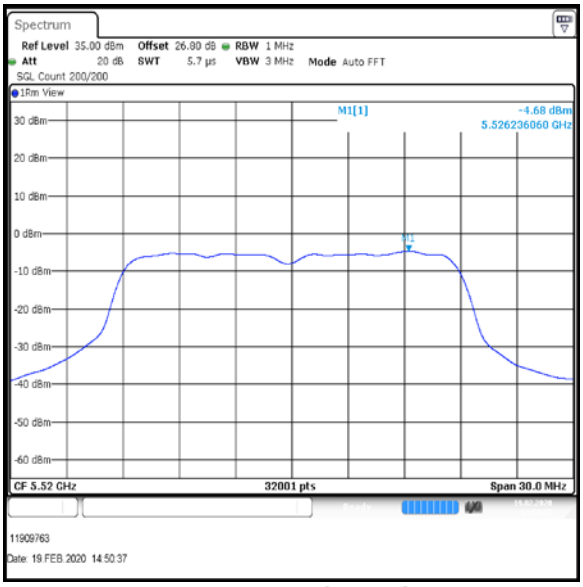

Bottom+1 Channel

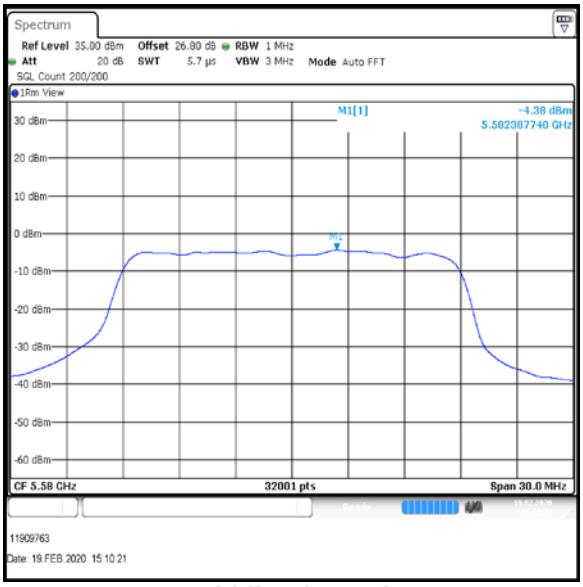

Middle Channel

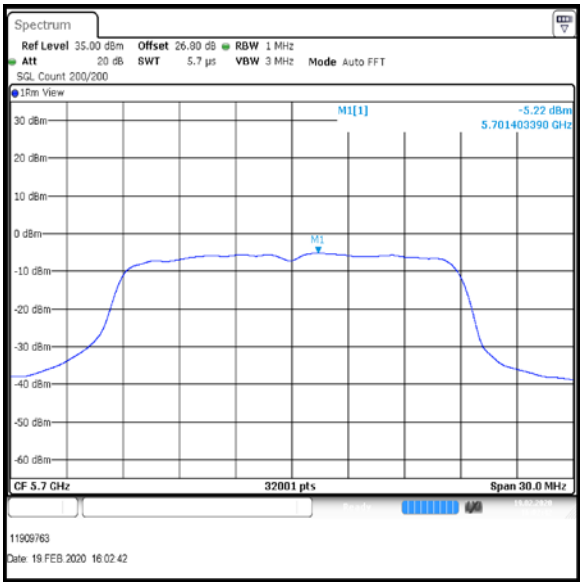

Top Channel

Result: Pass

Transmitter Maximum Power Spectral Density (continued)

Results: 802.11ac / HT20 / MCS3 / MIMO / Port 1+2+3 / PWL 13 / 9 dBi Antenna

Channel	Port 1 PSD (dBm/MHz)	Duty Cycle Correction (dB)	Port 1 Corrected PSD (dBm/MHz)	Port 2 PSD (dBm/MHz)	Duty Cycle Correction (dB)	Port 2 Corrected PSD (dBm/MHz)
Bottom	-7.3	1.2	-6.1	-4.7	1.2	-3.5

Channel	Port 3 PSD (dBm/MHz)	Duty Cycle Correction (dB)	Port 3 Corrected PSD (dBm/MHz)
Bottom	-6.9	1.2	-5.7

Channel	Corrected PSD Port 1 (dBm/MHz)	Corrected PSD Port 2 (dBm/MHz)	Corrected PSD Port 3 (dBm/MHz)	Port 1+2+3 Combined PSD (dBm/MHz)
Bottom	-6.1	-3.5	-5.7	-1.0

Channel	Combined Conducted PSD (dBm/MHz)	Limit (dBm/MHz)	Margin (dB)	Result
Bottom	-1.0	3.2	4.2	Complied

Result: Pass

Transmitter Maximum Power Spectral Density (continued)

Results: 802.11ac / HT20 / MCS3 / MIMO / Port 1+2+3 / PWL 13 / 9 dBi Antenna / Port 1

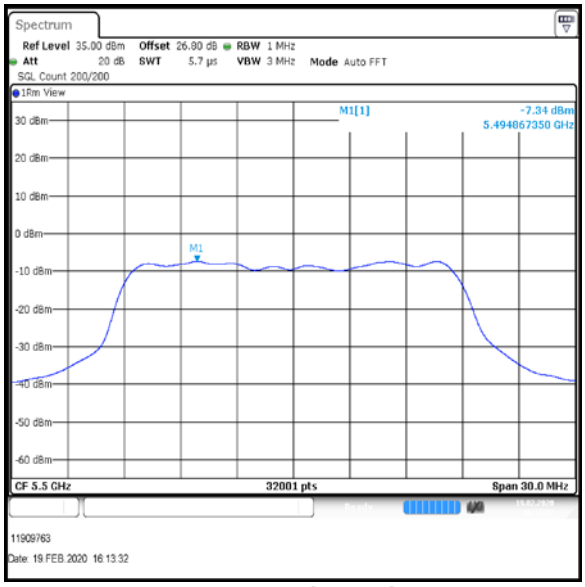

Bottom Channel

Result: Pass

Transmitter Maximum Power Spectral Density (continued)

Results: 802.11ac / HT20 / MCS3 / MIMO / Port 1+2+3 / PWL 13 / 9 dBi Antenna / Port 2

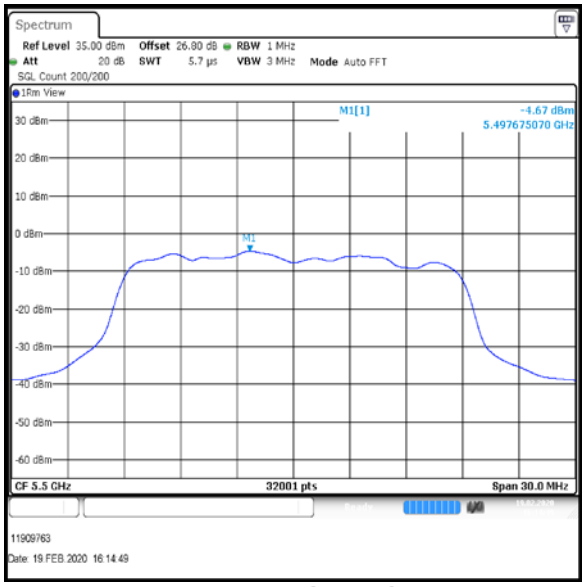

Bottom Channel

Result: Pass

Transmitter Maximum Power Spectral Density (continued)

Results: 802.11ac / HT20 / MCS3 / MIMO / Port 1+2+3 / PWL 13 / 9 dBi Antenna / Port 3

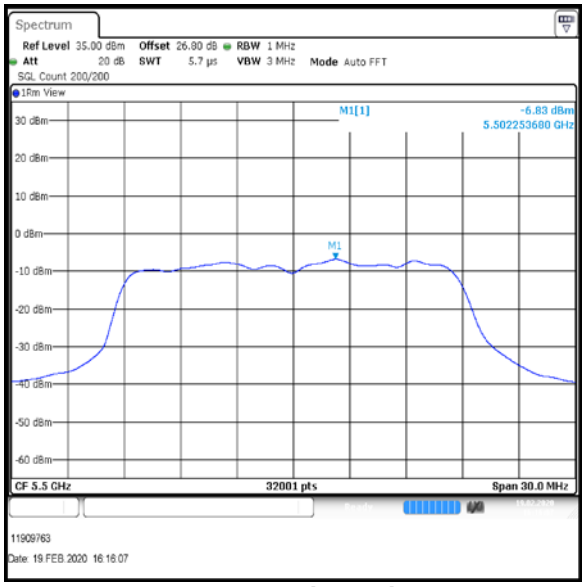

Bottom Channel

Result: Pass

Transmitter Maximum Power Spectral Density (continued)

Results: 802.11ac / HT20 / MCS3 / MIMO / Port 1+2+3 / PWL 16 / 9 dBi Antenna

Channel	Port 1 PSD (dBm/MHz)	Duty Cycle Correction (dB)	Port 1 Corrected PSD (dBm/MHz)	Port 2 PSD (dBm/MHz)	Duty Cycle Correction (dB)	Port 2 Corrected PSD (dBm/MHz)
Bottom+1	-6.1	1.2	-4.9	-5.8	1.2	-4.6
Middle	-2.7	1.2	-1.5	-3.5	1.2	-2.3
Top	-3.2	1.2	-2.0	-4.0	1.2	-2.8

Channel	Port 3 PSD (dBm/MHz)	Duty Cycle Correction (dB)	Port 3 Corrected PSD (dBm/MHz)
Bottom+1	-5.9	1.2	-4.7
Middle	-4.0	1.2	-2.8
Top	-4.0	1.2	-2.8

Channel	Corrected PSD Port 1 (dBm/MHz)	Corrected PSD Port 2 (dBm/MHz)	Corrected PSD Port 3 (dBm/MHz)	Port 1+2+3 Combined PSD (dBm/MHz)
Bottom+1	-4.9	-4.6	-4.7	-0.6
Middle	-1.5	-2.3	-2.8	1.9
Top	-2.0	-2.8	-2.8	1.4

Channel	Combined Conducted PSD (dBm/MHz)	Limit (dBm/MHz)	Margin (dB)	Result
Bottom+1	-0.6	3.2	3.8	Complied
Middle	1.9	3.2	1.3	Complied
Top	1.4	3.2	1.8	Complied

Result: Pass

Transmitter Maximum Power Spectral Density (continued)

Results: 802.11ac / HT20 / MCS3 / MIMO / Port 1+2+3 / PWL 16 / 9 dBi Antenna / Port 1

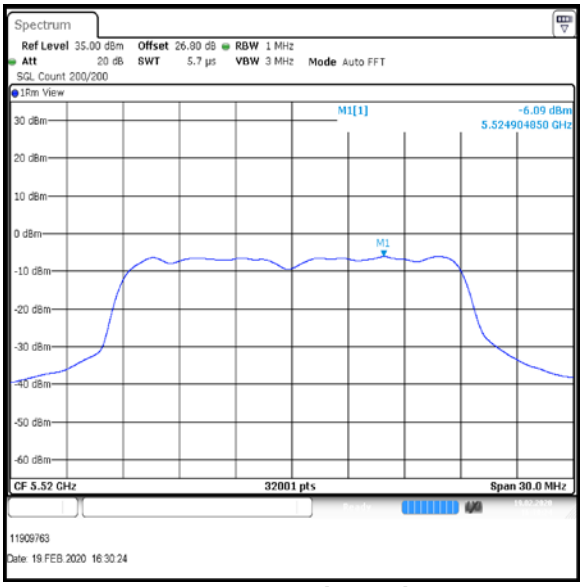

Bottom+1 Channel

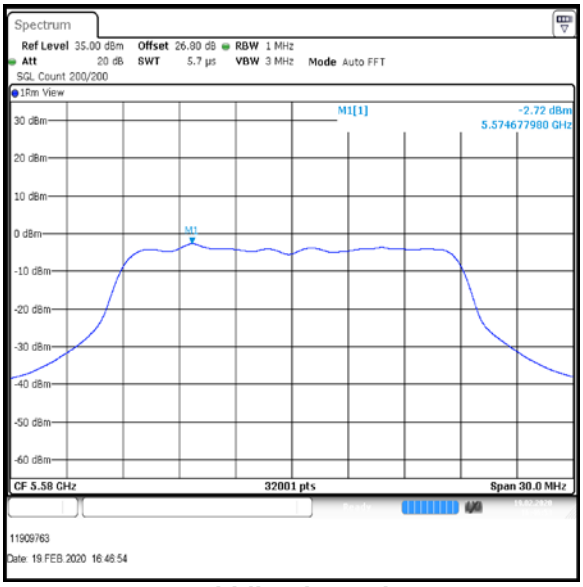

Middle Channel

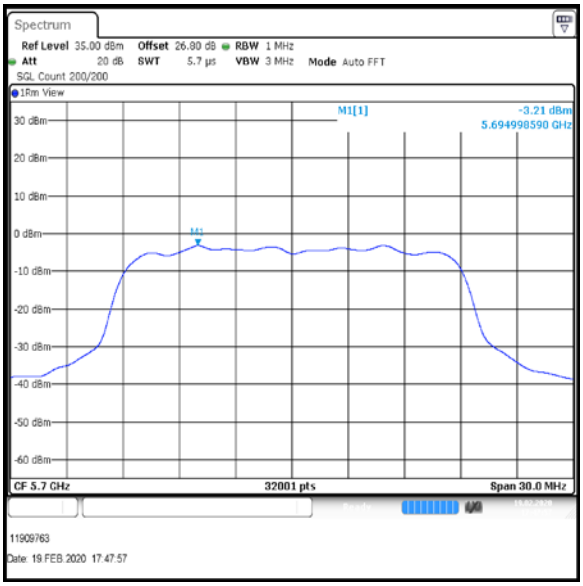

Top Channel

Result: Pass

Transmitter Maximum Power Spectral Density (continued)

Results: 802.11ac / HT20 / MCS3 / MIMO / Port 1+2+3 / PWL 16 / 9 dBi Antenna / Port 2

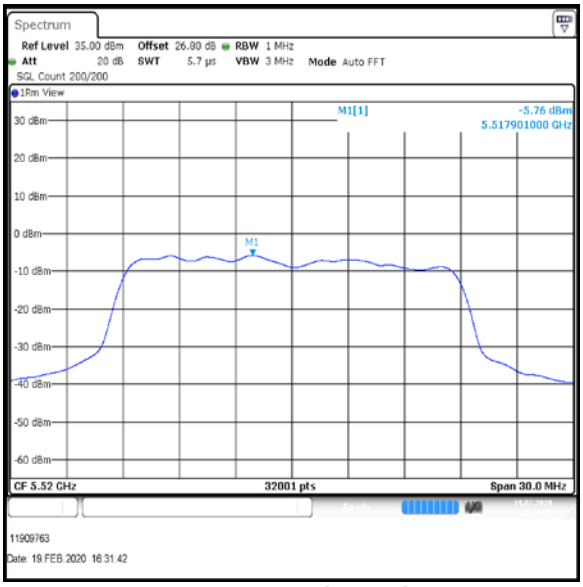

Bottom+1 Channel

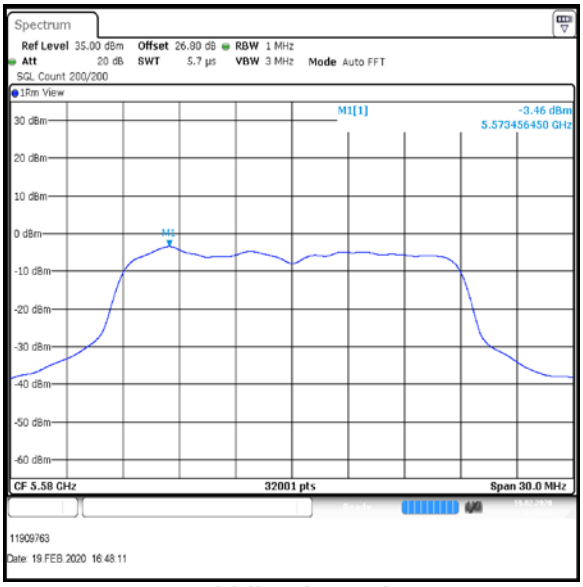

Middle Channel

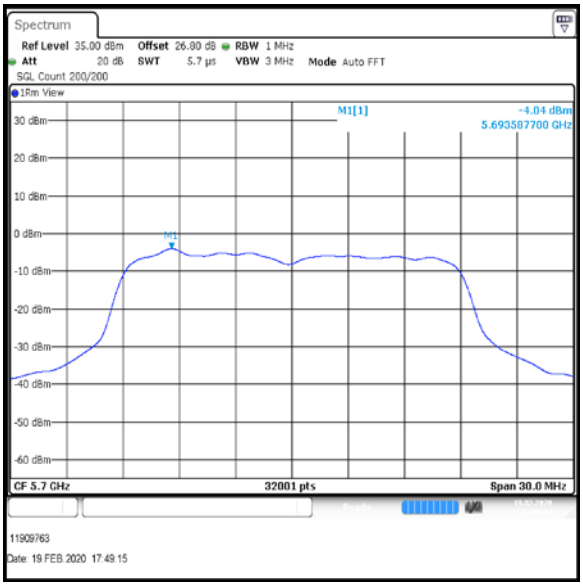

Top Channel

Result: Pass

Transmitter Maximum Power Spectral Density (continued)

Results: 802.11ac / HT20 / MCS3 / MIMO / Port 1+2+3 / PWL 16 / 9 dBi Antenna / Port 3

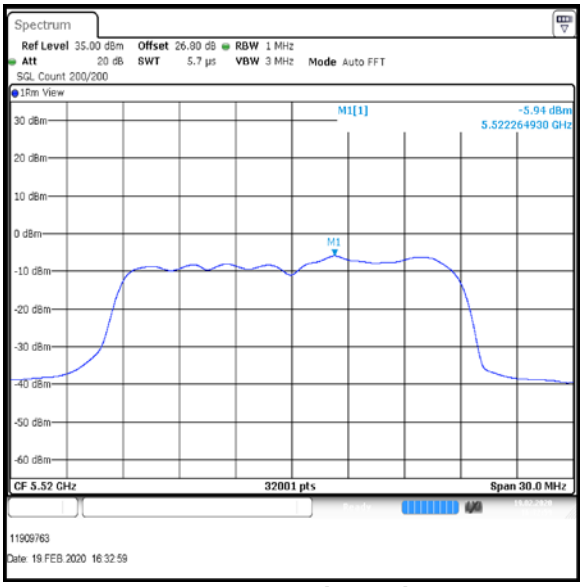

Bottom+1 Channel

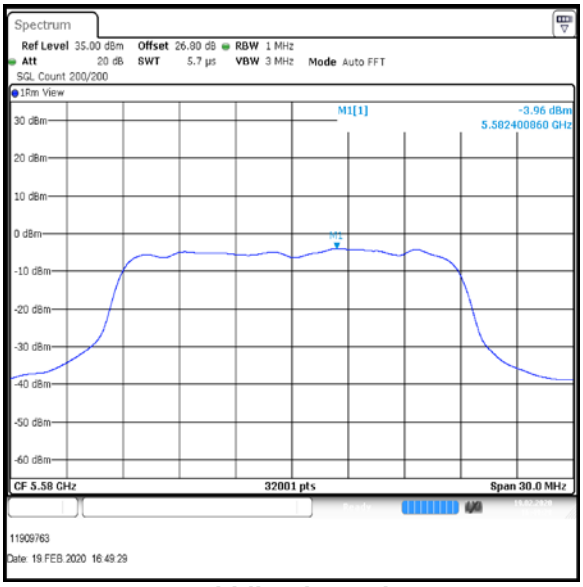

Middle Channel

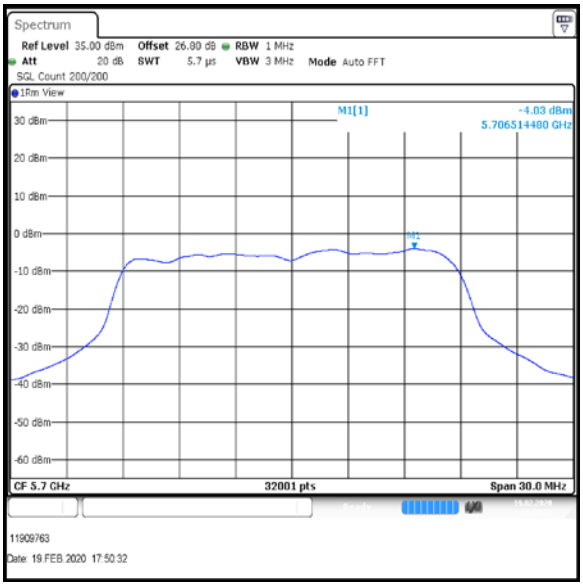

Top Channel

Result: Pass

Transmitter Maximum Power Spectral Density (continued)

Results: 802.11ac / HT20 / MCS7 / MIMO / Port 1+2+3 / PWL 13 / 9 dBi Antenna

Channel	Port 1 PSD (dBm/MHz)	Duty Cycle Correction (dB)	Port 1 Corrected PSD (dBm/MHz)	Port 2 PSD (dBm/MHz)	Duty Cycle Correction (dB)	Port 2 Corrected PSD (dBm/MHz)
Bottom	-7.1	2.5	-4.6	-6.3	2.5	-3.8

Channel	Port 3 PSD (dBm/MHz)	Duty Cycle Correction (dB)	Port 3 Corrected PSD (dBm/MHz)
Bottom	-8.0	2.5	-5.5

Channel	Corrected PSD Port 1 (dBm/MHz)	Corrected PSD Port 2 (dBm/MHz)	Corrected PSD Port 3 (dBm/MHz)	Port 1+2+3 Combined PSD (dBm/MHz)
Bottom	-4.6	-3.8	-5.5	-0.7

Channel	Combined Conducted PSD (dBm/MHz)	Limit (dBm/MHz)	Margin (dB)	Result
Bottom	-0.7	3.2	3.9	Complied

Result: Pass

Transmitter Maximum Power Spectral Density (continued)

Results: 802.11ac / HT20 / MCS7 / MIMO / Port 1+2+3 / PWL 13 / 9 dBi Antenna / Port 1

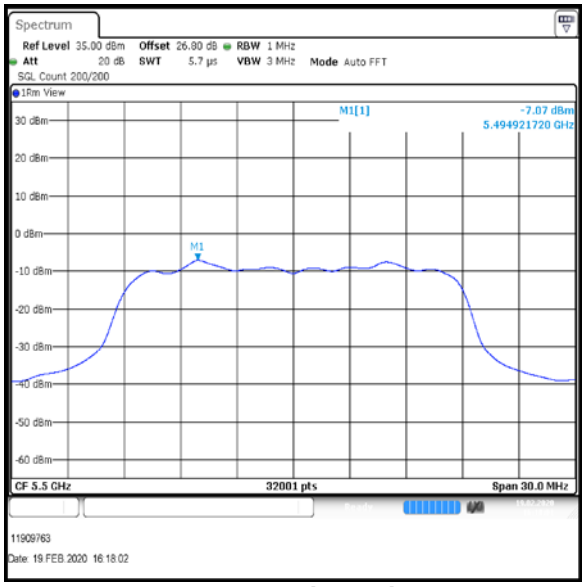

Bottom Channel

Result: Pass

Transmitter Maximum Power Spectral Density (continued)

Results: 802.11ac / HT20 / MCS7 / MIMO / Port 1+2+3 / PWL 13 / 9 dBi Antenna / Port 2

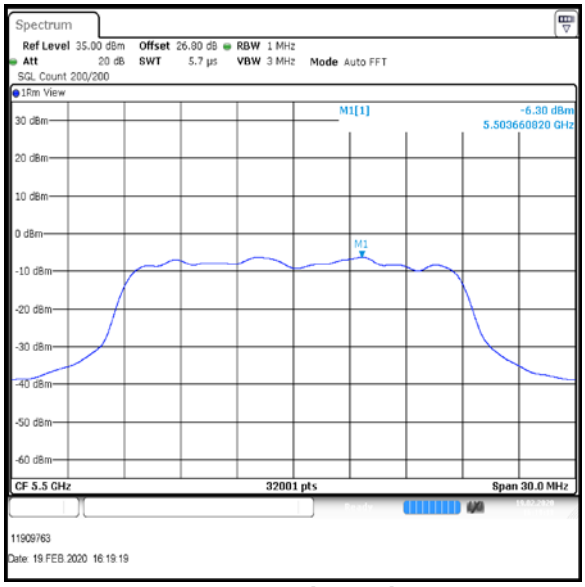

Bottom Channel

Result: Pass

Transmitter Maximum Power Spectral Density (continued)

Results: 802.11ac / HT20 / MCS7 / MIMO / Port 1+2+3 / PWL 13 / 9 dBi Antenna / Port 3

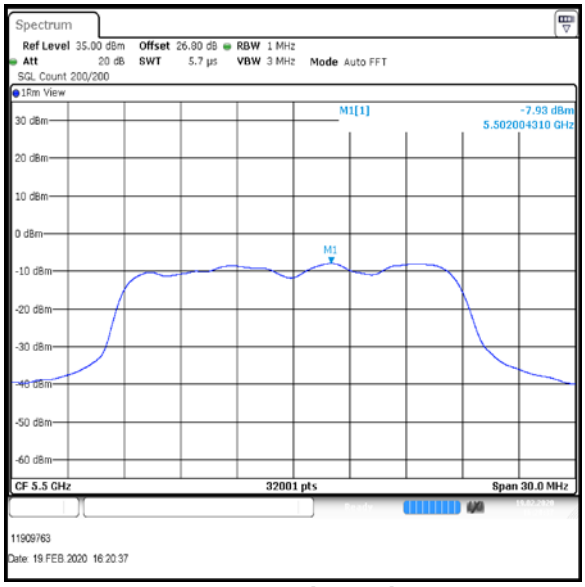

Bottom Channel

Result: Pass

Transmitter Maximum Power Spectral Density (continued)

Results: 802.11ac / HT20 / MCS7 / MIMO / Port 1+2+3 / PWL 16 / 9 dBi Antenna

Channel	Port 1 PSD (dBm/MHz)	Duty Cycle Correction (dB)	Port 1 Corrected PSD (dBm/MHz)	Port 2 PSD (dBm/MHz)	Duty Cycle Correction (dB)	Port 2 Corrected PSD (dBm/MHz)
Bottom+1	-7.4	2.5	-4.9	-7.6	2.5	-5.1
Middle	-3.8	2.5	-1.3	-4.3	2.5	-1.8
Top	-4.4	2.5	-1.9	-4.9	2.5	-2.4

Channel	Port 3 PSD (dBm/MHz)	Duty Cycle Correction (dB)	Port 3 Corrected PSD (dBm/MHz)
Bottom+1	-8.2	2.5	-5.7
Middle	-5.0	2.5	-2.5
Top	-5.1	2.5	-2.6

Channel	Corrected PSD Port 1 (dBm/MHz)	Corrected PSD Port 2 (dBm/MHz)	Corrected PSD Port 3 (dBm/MHz)	Port 1+2+3 Combined PSD (dBm/MHz)
Bottom+1	-4.9	-5.1	-5.7	-1.1
Middle	-1.3	-1.8	-2.5	2.3
Top	-1.9	-2.4	-2.6	1.6

Channel	Combined Conducted PSD (dBm/MHz)	Limit (dBm/MHz)	Margin (dB)	Result
Bottom+1	-1.1	3.2	4.3	Complied
Middle	2.3	3.2	0.9	Complied
Top	1.6	3.2	1.6	Complied

Result: Pass

Transmitter Maximum Power Spectral Density (continued)

Results: 802.11ac / HT20 / MCS7 / MIMO / Port 1+2+3 / PWL 16 / 9 dBi Antenna / Port 1

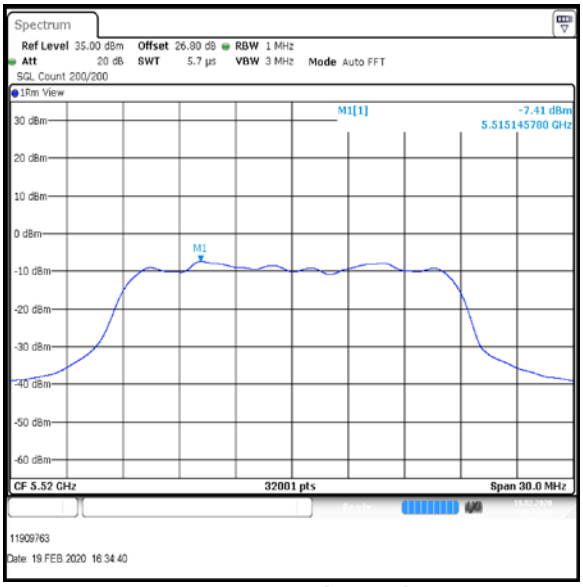

Bottom+1 Channel

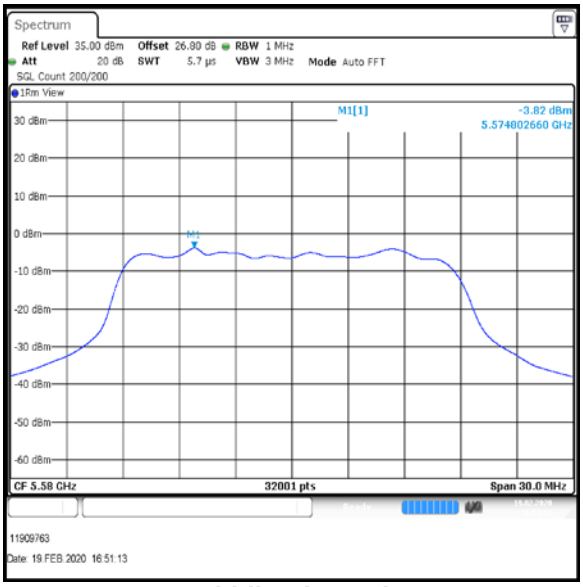

Middle Channel

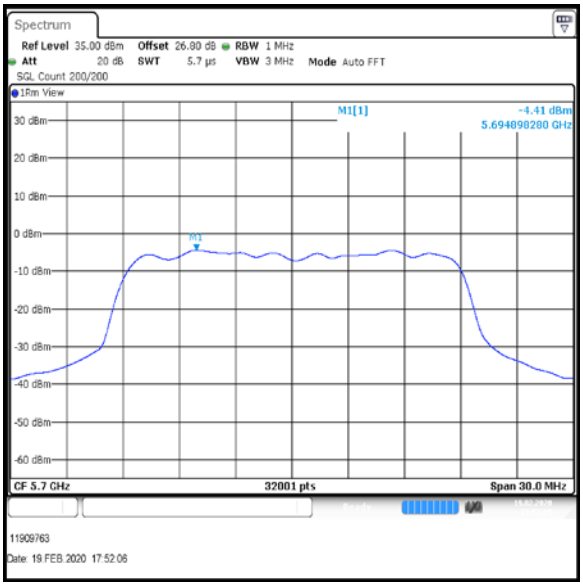

Top Channel

Result: Pass

Transmitter Maximum Power Spectral Density (continued)

Results: 802.11ac / HT20 / MCS7 / MIMO / Port 1+2+3 / PWL 16 / 9 dBi Antenna / Port 2

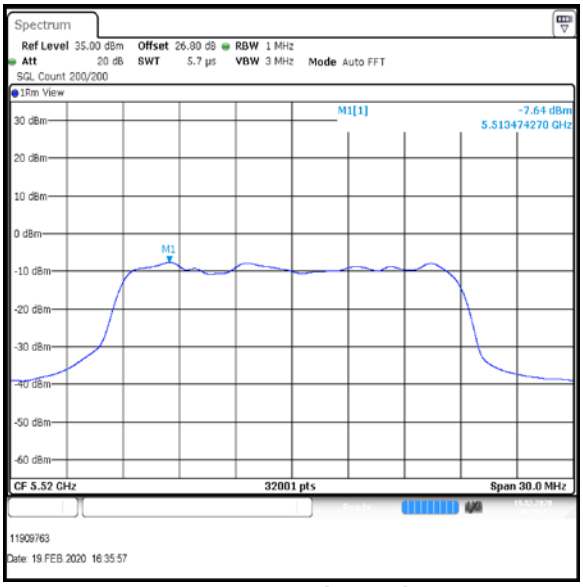

Bottom+1 Channel

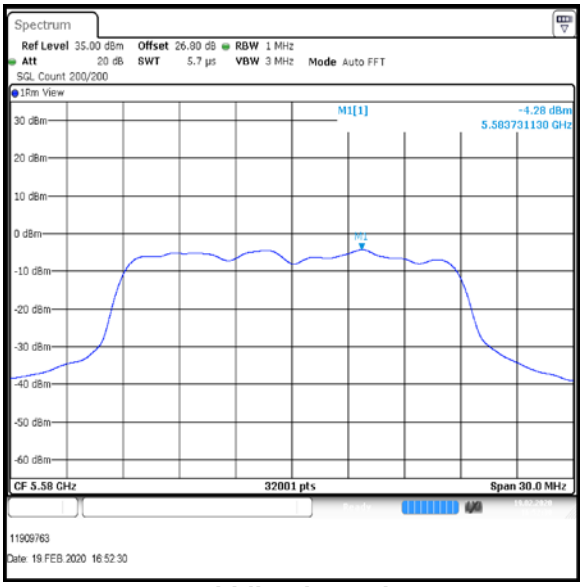

Middle Channel

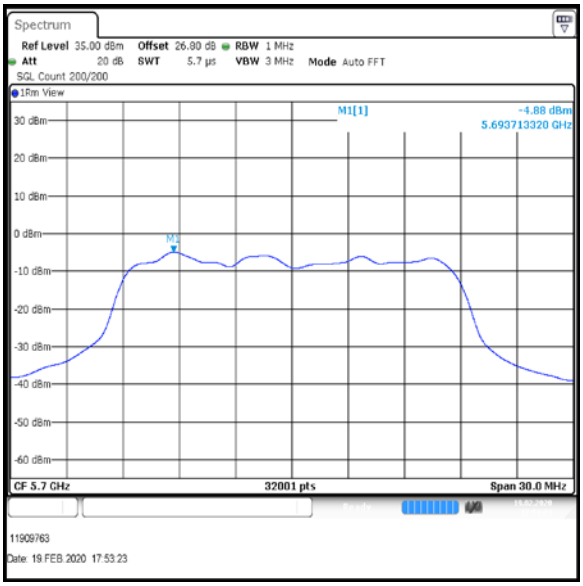

Top Channel

Result: Pass

Transmitter Maximum Power Spectral Density (continued)

Results: 802.11ac / HT20 / MCS7 / MIMO / Port 1+2+3 / PWL 16 / 9 dBi Antenna / Port 3

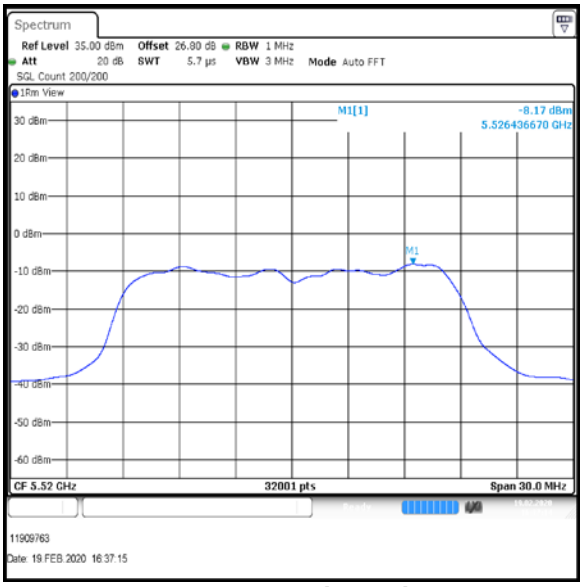

Bottom+1 Channel

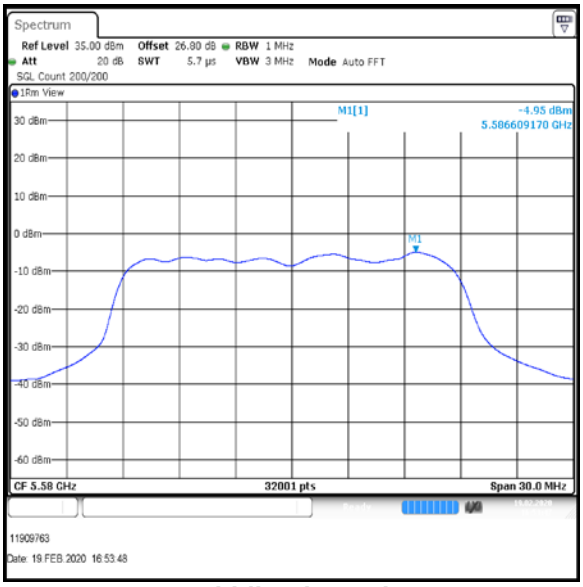

Middle Channel

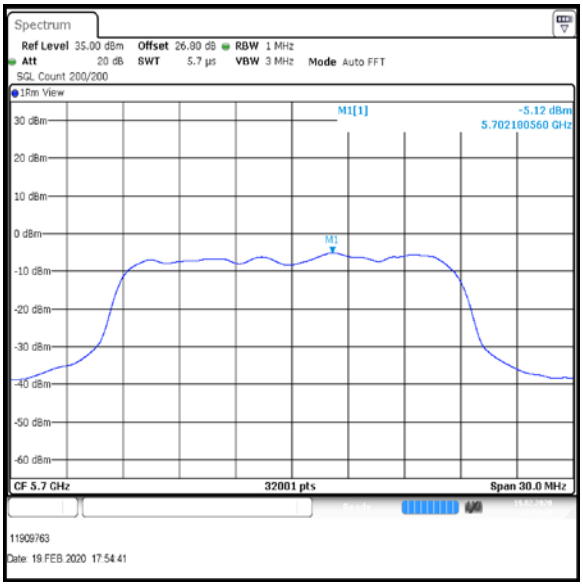

Top Channel

Result: Pass

Transmitter Maximum Power Spectral Density (continued)

Results: 802.11n / HT40 / MCS3 / MIMO / Port 1+2+3 / PWL 13 / 9 dBi Antenna

Channel	Port 1 PSD (dBm/MHz)	Duty Cycle Correction (dB)	Port 1 Corrected PSD (dBm/MHz)	Port 2 PSD (dBm/MHz)	Duty Cycle Correction (dB)	Port 2 Corrected PSD (dBm/MHz)
Bottom	-9.7	1.4	-8.3	-8.9	1.4	-7.5
Middle	-8.9	1.4	-7.5	-10.4	1.4	-9.0
Top	-8.9	1.4	-7.5	-10.8	1.4	-9.4

Channel	Port 3 PSD (dBm/MHz)	Duty Cycle Correction (dB)	Port 3 Corrected PSD (dBm/MHz)
Bottom	-10.4	1.4	-9.0
Middle	-9.6	1.4	-8.2
Top	-10.8	1.4	-9.4

Channel	Corrected PSD Port 1 (dBm/MHz)	Corrected PSD Port 2 (dBm/MHz)	Corrected PSD Port 3 (dBm/MHz)	Port 1+2+3 Combined PSD (dBm/MHz)
Bottom	-8.3	-7.5	-9.0	-3.7
Middle	-7.5	-9.0	-8.2	-3.6
Top	-7.5	-9.4	-9.4	-4.1

Channel	Combined Conducted PSD (dBm/MHz)	Limit (dBm/MHz)	Margin (dB)	Result
Bottom	-3.7	3.2	6.9	Complied
Middle	-3.6	3.2	6.8	Complied
Top	-4.1	3.2	7.3	Complied

Result: Pass