Transmitter Maximum Conducted Output Power (continued)

Results: 802.11n / 20 MHz / MCS0 / MIMO / Port 4 / PWL 24 / 8 dBi Antenna Group

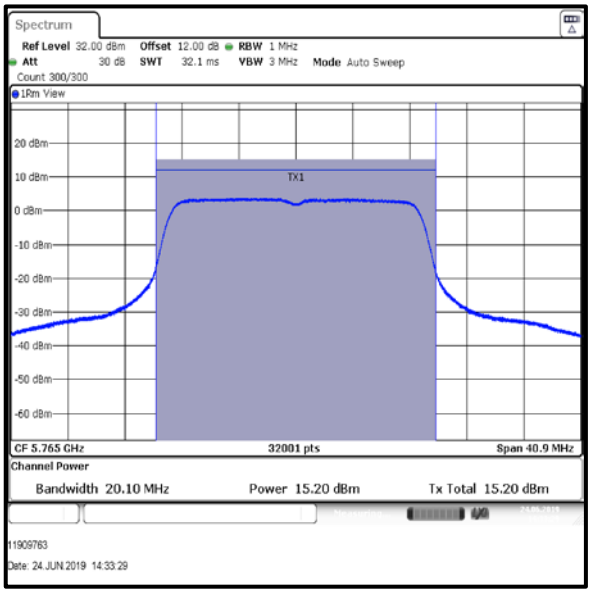

Bottom +1 Channel

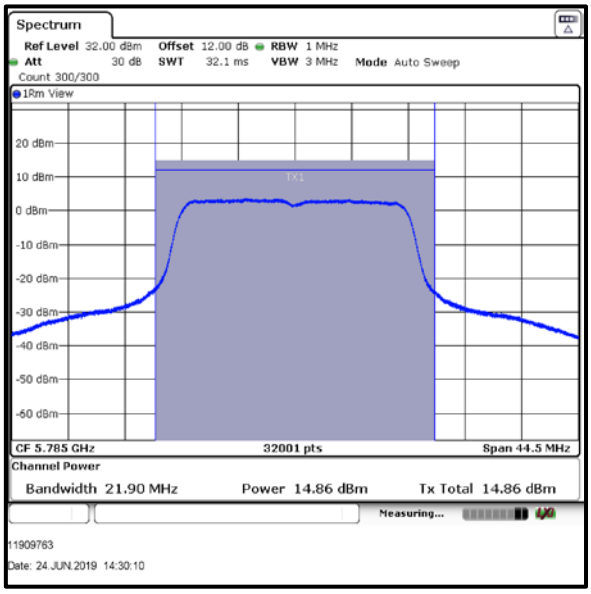

Middle Channel

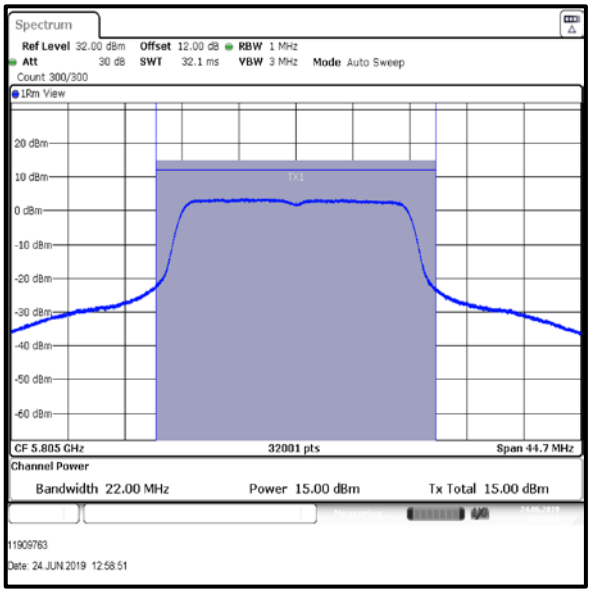

Top -1 Channel

Transmitter Maximum Conducted Output Power (continued)

Results: 802.11n / 20 MHz / MCS0 / MIMO / Port 1+2+3+4 / PWL 21 / 8 dBi Antenna Group

Channel	Port 1			Port 2		
	Conducted Power (dBm)	Duty Cycle Correction (dB)	Corrected Conducted Power (dBm)	Conducted Power (dBm)	Duty Cycle Correction (dB)	Corrected Conducted Power (dBm)
Bottom	12.6	0.5	13.1	12.2	0.5	12.7
Top	12.2	0.5	12.7	12.5	0.5	13.0

Channel	Port 3			Port 4		
	Conducted Power (dBm)	Duty Cycle Correction (dB)	Corrected Conducted Power (dBm)	Conducted Power (dBm)	Duty Cycle Correction (dB)	Corrected Conducted Power (dBm)
Bottom	13.3	0.5	13.8	13.1	0.5	13.6
Top	12.8	0.5	13.3	12.7	0.5	13.2

Channel	Corrected Conducted Power Port 1 (dBm)	Corrected Conducted Power Port 2 (dBm)	Corrected Conducted Power Port 3 (dBm)	Corrected Conducted Power Port 4 (dBm)	Port 1+2+3+4 Combined Conducted Power (dBm)	Conducted Power Limit (dBm)	Margin (dB)	Result
Bottom	13.1	12.7	13.8	13.6	19.3	28.0	8.7	Complied
Top	12.7	13.0	13.3	13.2	19.1	28.0	8.9	Complied

De Facto EIRP Limit Comparison

Channel	Port 1+2+3+4 Combined Conducted Power (dBm)	Directional Antenna Gain (dBi)	EIRP (dBm)	De Facto EIRP Limit (dBm)	Margin (dB)	Result
Bottom	19.3	8.0	27.3	36.0	8.7	Complied
Top	19.1	8.0	27.1	36.0	8.9	Complied

Result: Pass

Transmitter Maximum Conducted Output Power (continued)

Results: 802.11n / 20 MHz / MCS0 / MIMO / Port 1 / PWL 21 / 8 dBi Antenna Group

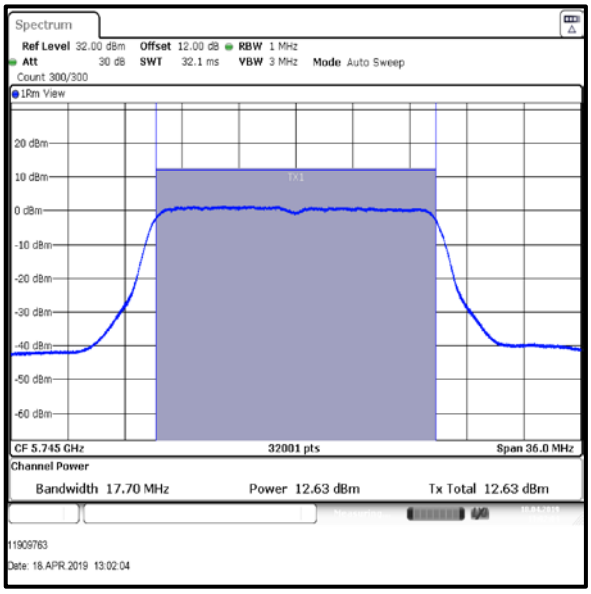

Bottom Channel

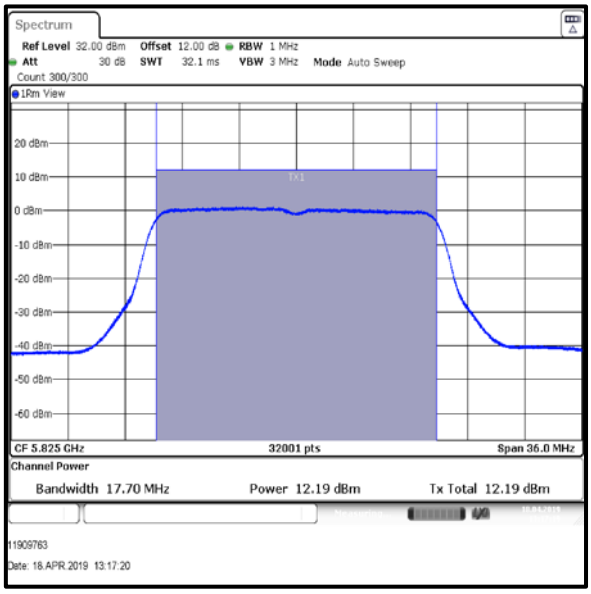

Top Channel

Results: 802.11n / 20 MHz / MCS0 / MIMO / Port 2 / PWL 21 / 8 dBi Antenna Group

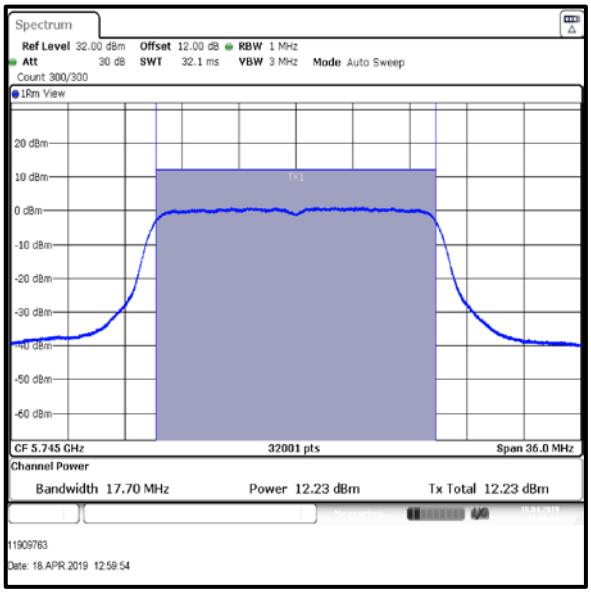

Bottom Channel

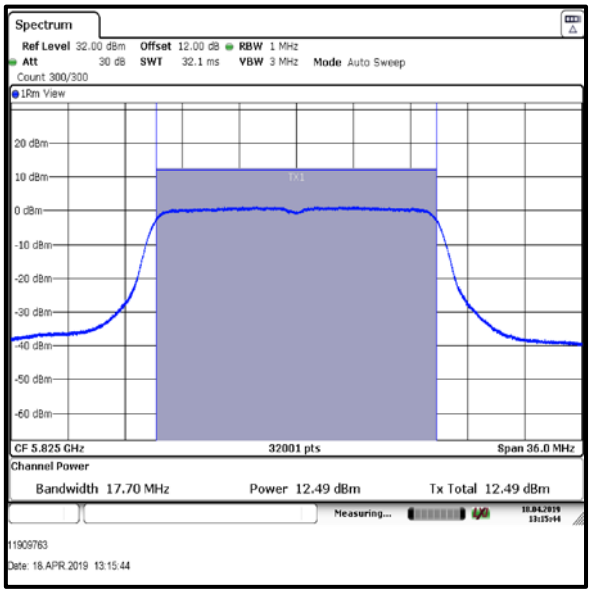

Top Channel

Transmitter Maximum Conducted Output Power (continued)

Results: 802.11n / 20 MHz / MCS0 / MIMO / Port 3 / PWL 21 / 8 dBi Antenna Group

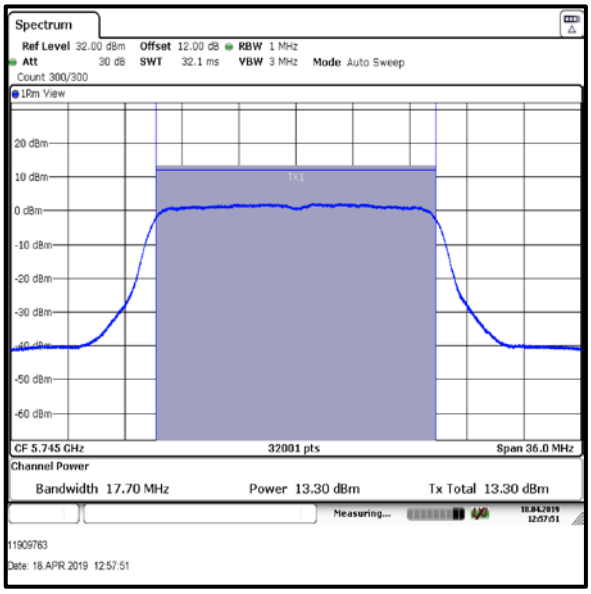

Bottom Channel

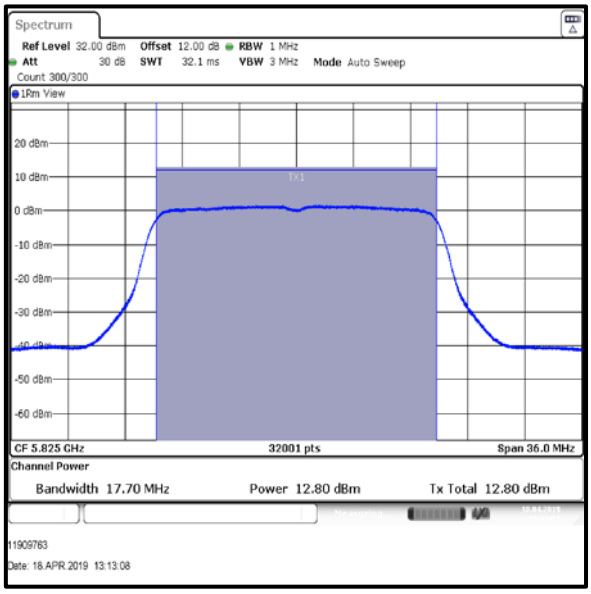

Top Channel

Results: 802.11n / 20 MHz / MCS0 / MIMO / Port 4 / PWL 21 / 8 dBi Antenna Group

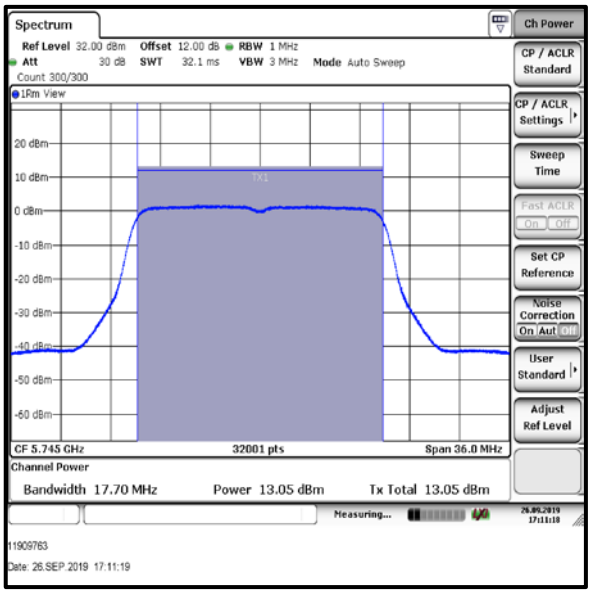

Bottom Channel

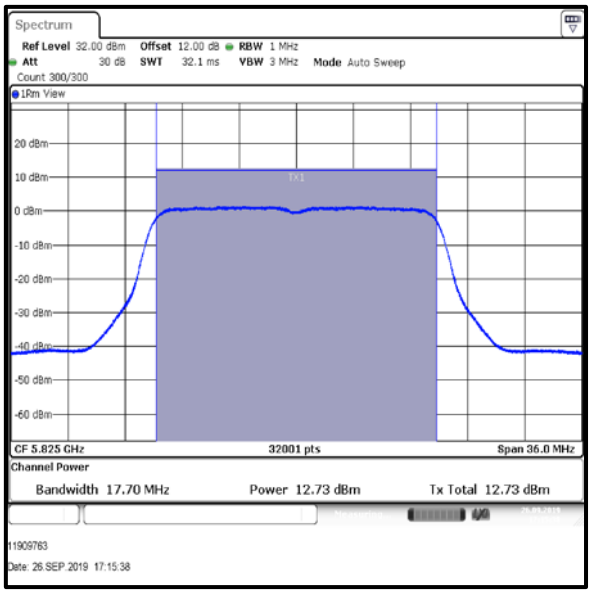

Top Channel

Transmitter Maximum Conducted Output Power (continued)

Results: 802.11ac / 20 MHz / MCS0 / MIMO / Port 1+2+3+4 / PWL 24 / 8 dBi Antenna Group

Channel	Port 1			Port 2		
	Conducted Power (dBm)	Duty Cycle Correction (dB)	Corrected Conducted Power (dBm)	Conducted Power (dBm)	Duty Cycle Correction (dB)	Corrected Conducted Power (dBm)
Bottom +1	16.0	0.4	16.4	15.7	0.4	16.1
Middle	15.8	0.4	16.2	15.0	0.4	15.4
Top -1	15.6	0.4	16.0	15.4	0.4	15.8

Channel	Port 3			Port 4		
	Conducted Power (dBm)	Duty Cycle Correction (dB)	Corrected Conducted Power (dBm)	Conducted Power (dBm)	Duty Cycle Correction (dB)	Corrected Conducted Power (dBm)
Bottom +1	15.5	0.4	15.9	14.2	0.4	14.6
Middle	15.9	0.4	16.3	14.8	0.4	15.2
Top -1	15.7	0.4	16.1	14.7	0.4	15.1

Channel	Corrected Conducted Power Port 1 (dBm)	Corrected Conducted Power Port 2 (dBm)	Corrected Conducted Power Port 3 (dBm)	Corrected Conducted Power Port 4 (dBm)	Port 1+2+3+4 Combined Conducted Power (dBm)	Conducted Power Limit (dBm)	Margin (dB)	Result
Bottom +1	16.4	16.1	15.9	14.6	21.8	28.0	6.2	Complied
Middle	16.2	15.4	16.3	15.2	21.8	28.0	6.2	Complied
Top -1	16.0	15.8	16.1	15.1	21.8	28.0	6.2	Complied

De Facto EIRP Limit Comparison

Channel	Port 1+2+3+4 Combined Conducted Power (dBm)	Directional Antenna Gain (dBi)	EIRP (dBm)	De Facto EIRP Limit (dBm)	Margin (dB)	Result
Bottom +1	21.8	8.0	29.8	36.0	6.2	Complied
Middle	21.8	8.0	29.8	36.0	6.2	Complied
Top -1	21.8	8.0	29.8	36.0	6.2	Complied

Result: Pass

Transmitter Maximum Conducted Output Power (continued)

Results: 802.11ac / 20 MHz / MCS0 / MIMO / Port 1 / PWL 24 / 8 dBi Antenna Group

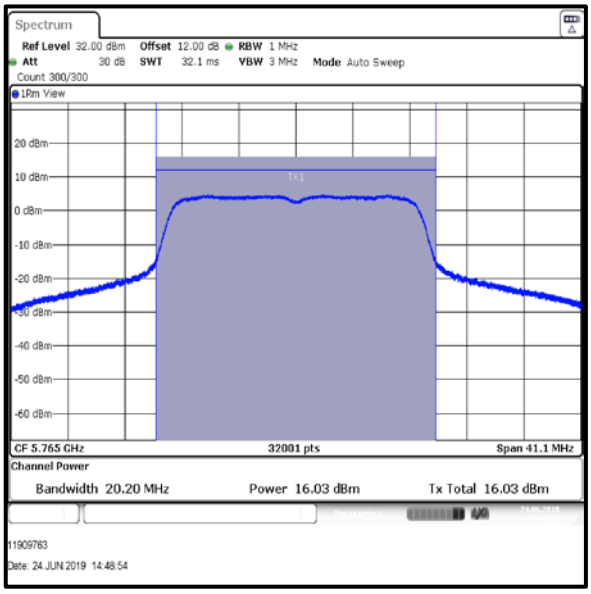

Bottom +1 Channel

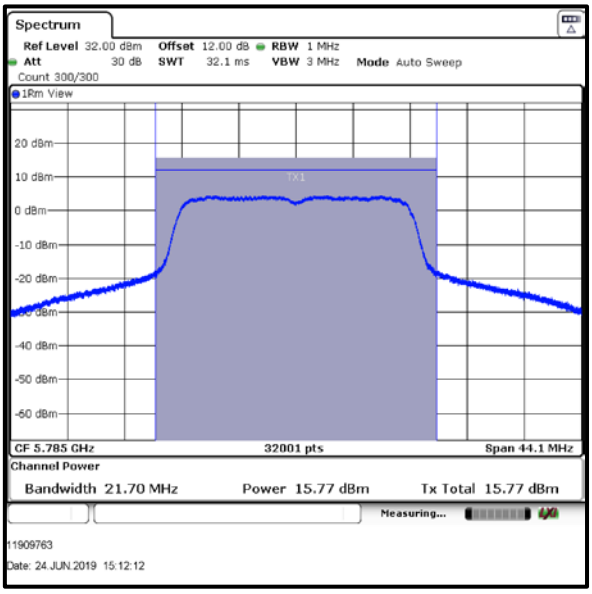

Middle Channel

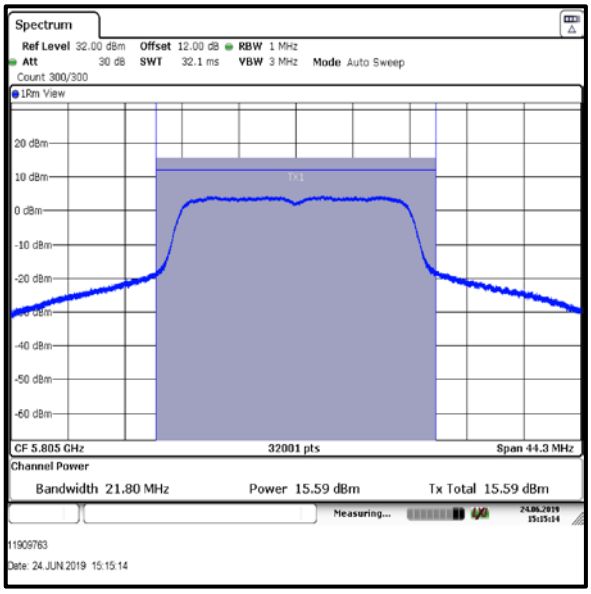

Top -1 Channel

Transmitter Maximum Conducted Output Power (continued)

Results: 802.11ac / 20 MHz / MCS0 / MIMO / Port 2 / PWL 24 / 8 dBi Antenna Group

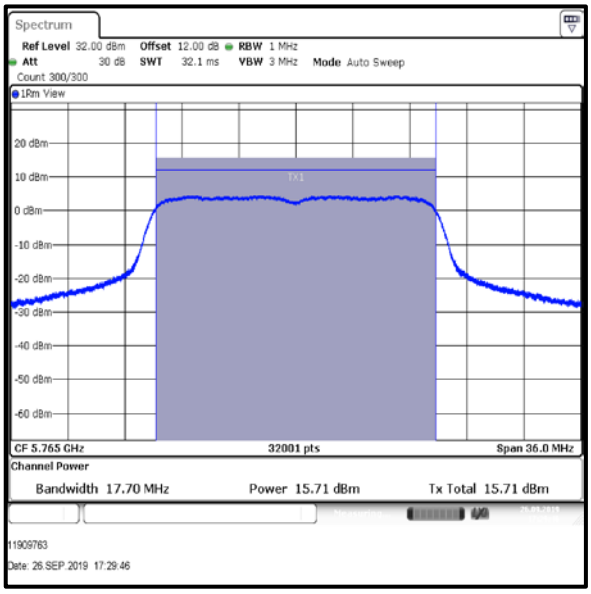

Bottom +1 Channel

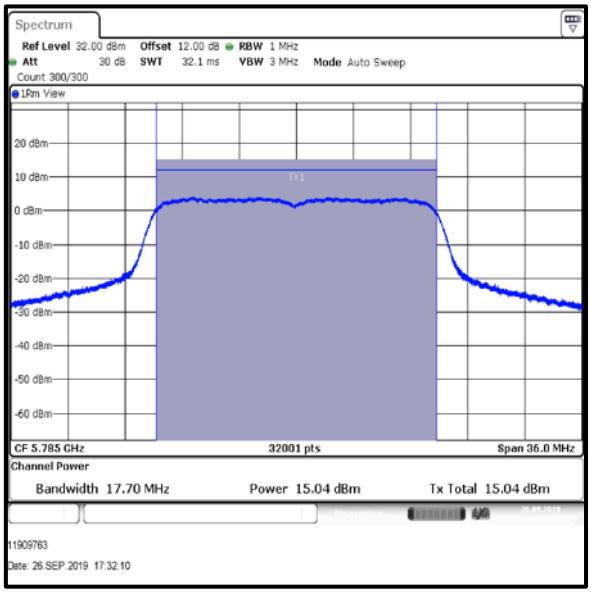

Middle Channel

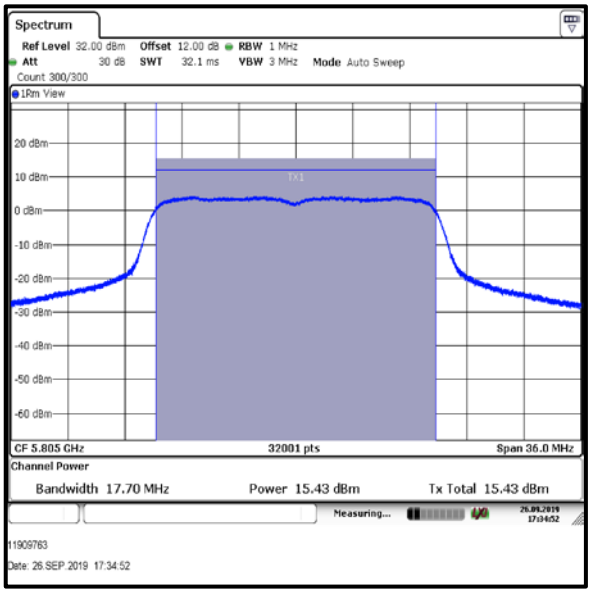

Top -1 Channel

Transmitter Maximum Conducted Output Power (continued)

Results: 802.11ac / 20 MHz / MCS0 / MIMO / Port 3 / PWL 24 / 8 dBi Antenna Group

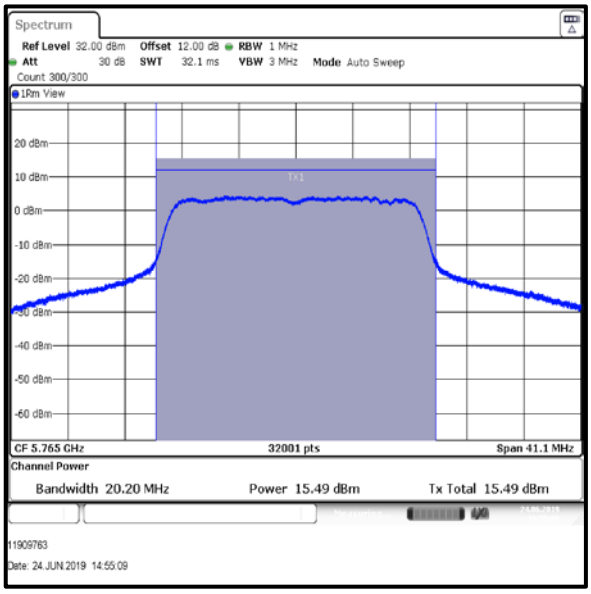

Bottom +1 Channel

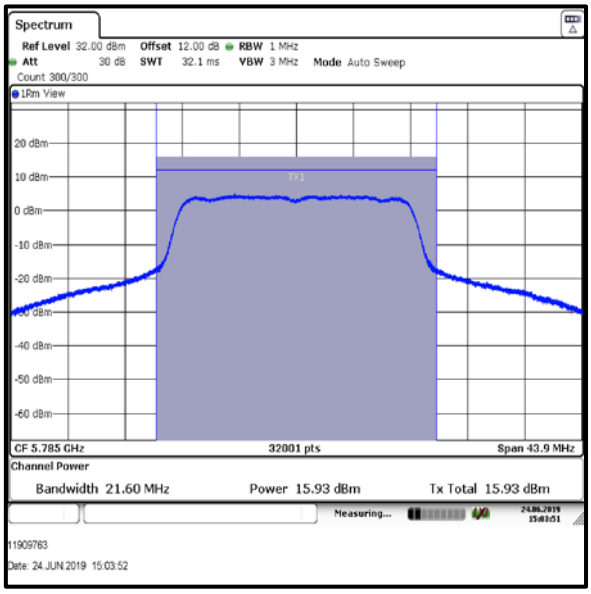

Middle Channel

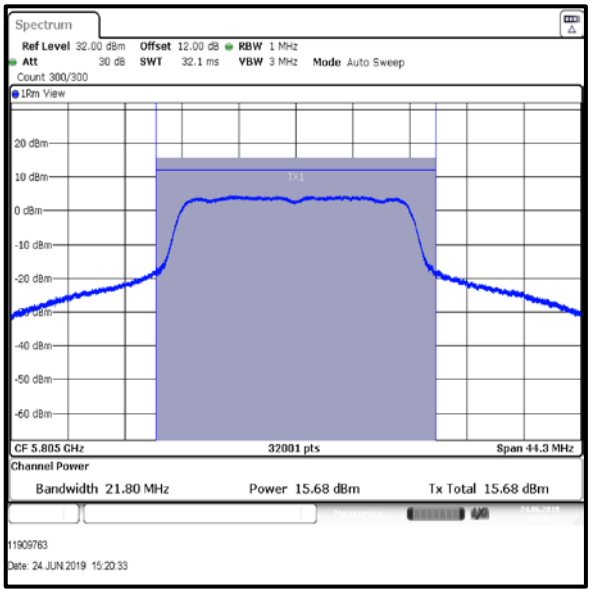

Top -1 Channel

Transmitter Maximum Conducted Output Power (continued)

Results: 802.11ac / 20 MHz / MCS0 / MIMO / Port 4 / PWL 24 / 8 dBi Antenna Group

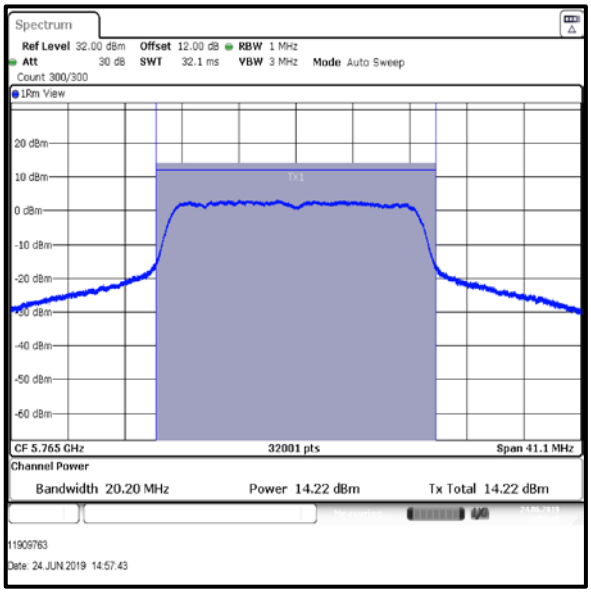

Bottom +1 Channel

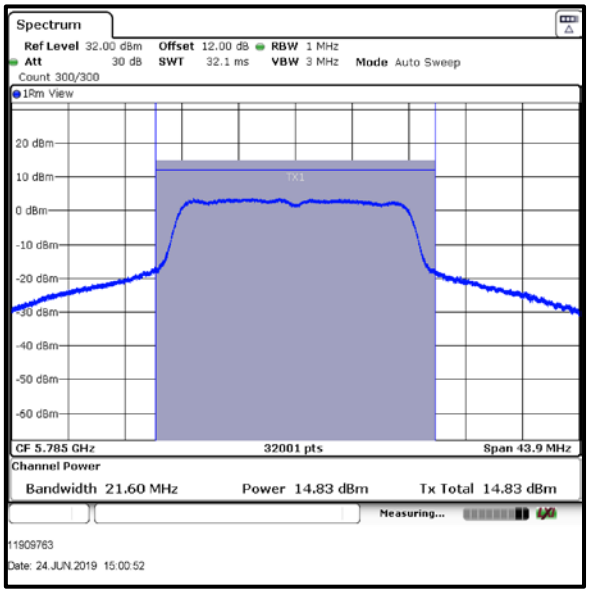

Middle Channel

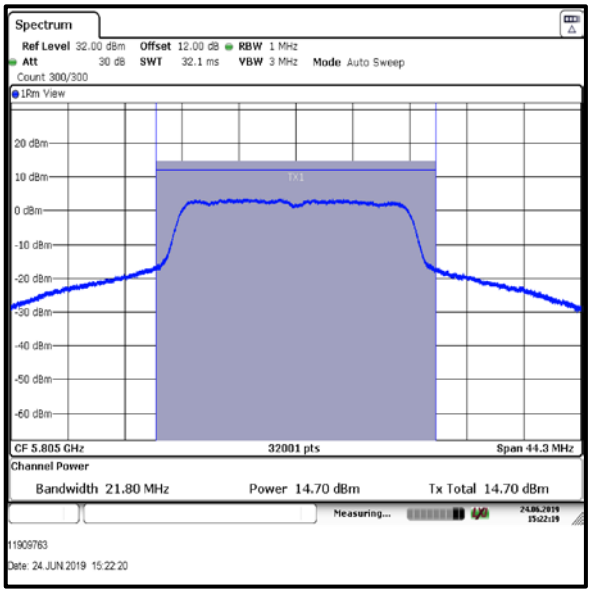

Top -1 Channel

Transmitter Maximum Conducted Output Power (continued)

Results: 802.11ac / 20 MHz / MCS0 / MIMO / Port 1+2+3+4 / PWL 21 / 8 dBi Antenna Group

Channel	Port 1			Port 2		
	Conducted Power (dBm)	Duty Cycle Correction (dB)	Corrected Conducted Power (dBm)	Conducted Power (dBm)	Duty Cycle Correction (dB)	Corrected Conducted Power (dBm)
Bottom	13.5	0.4	13.9	12.9	0.4	13.3
Top	11.1	0.4	11.5	11.1	0.4	11.5

Channel	Port 3			Port 4		
	Conducted Power (dBm)	Duty Cycle Correction (dB)	Corrected Conducted Power (dBm)	Conducted Power (dBm)	Duty Cycle Correction (dB)	Corrected Conducted Power (dBm)
Bottom	13.3	0.4	13.7	13.0	0.4	13.4
Top	11.1	0.4	11.5	12.8	0.4	13.2

Channel	Corrected Conducted Power Port 1 (dBm)	Corrected Conducted Power Port 2 (dBm)	Corrected Conducted Power Port 3 (dBm)	Corrected Conducted Power Port 4 (dBm)	Port 1+2+3+4 Combined Conducted Power (dBm)	Conducted Power Limit (dBm)	Margin (dB)	Result
Bottom	13.9	13.3	13.7	13.4	19.6	28.0	8.4	Complied
Top	11.5	11.5	11.5	13.2	18.0	28.0	10	Complied

De Facto EIRP Limit Comparison

Channel	Port 1+2+3+4 Combined Conducted Power (dBm)	Directional Antenna Gain (dBi)	EIRP (dBm)	De Facto EIRP Limit (dBm)	Margin (dB)	Result
Bottom	19.6	8.0	27.6	36.0	8.4	Complied
Top	18.0	8.0	26.0	36.0	10.0	Complied

Result: Pass

Transmitter Maximum Conducted Output Power (continued)

Results: 802.11ac / 20 MHz / MCS0 / MIMO / Port 1 / PWL 21 / 8 dBi Antenna Group

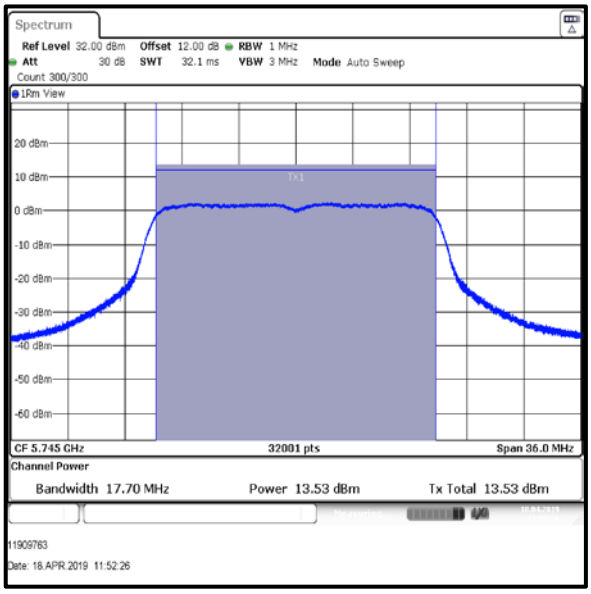

Bottom Channel

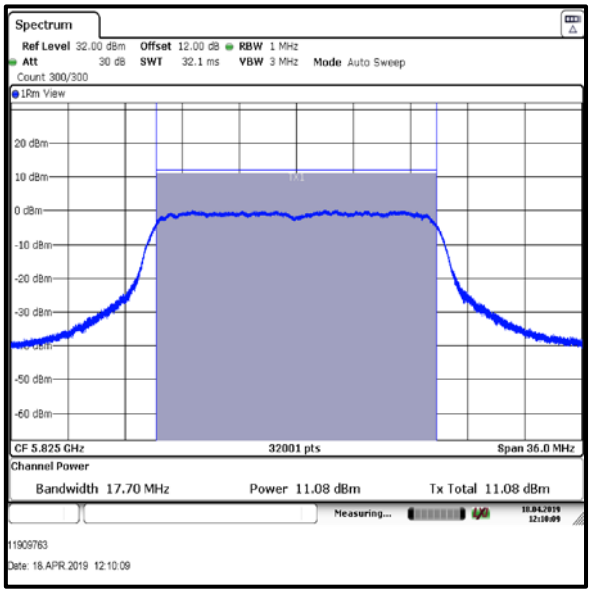

Top Channel

Results: 802.11ac / 20 MHz / MCS0 / MIMO / Port 2 / PWL 21 / 8 dBi Antenna Group

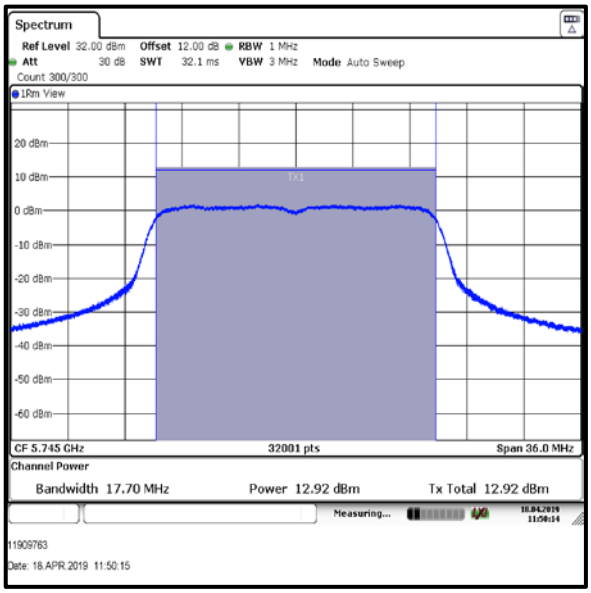

Bottom Channel

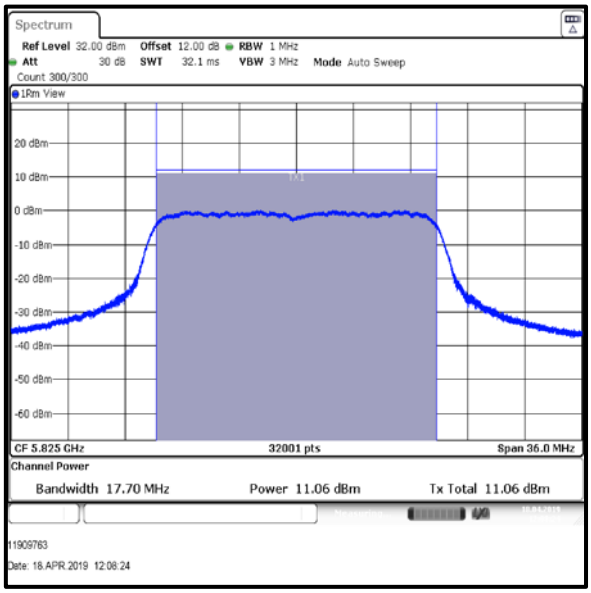

Top Channel

Transmitter Maximum Conducted Output Power (continued)

Results: 802.11ac / 20 MHz / MCS0 / MIMO / Port 3 / PWL 21 / 8 dBi Antenna Group

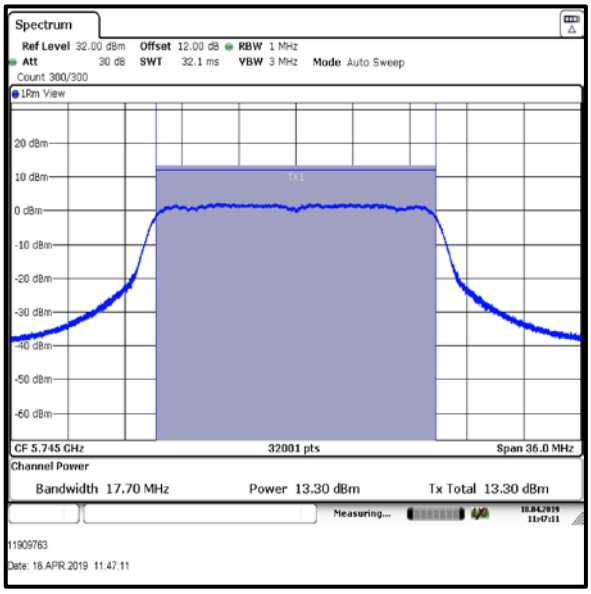

Bottom Channel

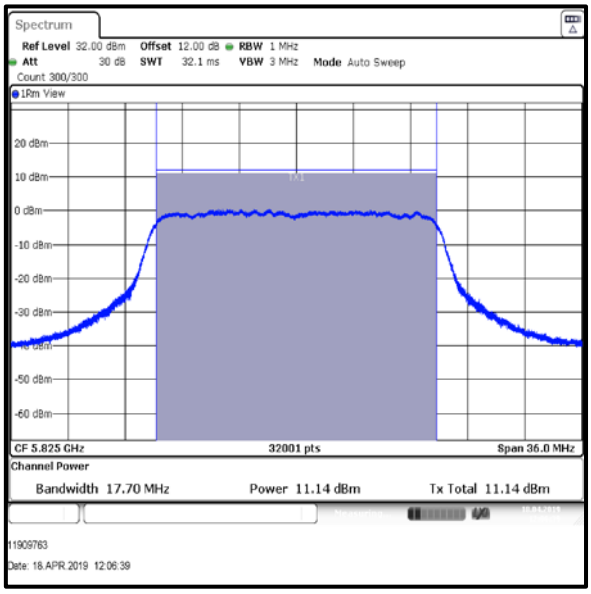

Top Channel

Results: 802.11ac / 20 MHz / MCS0 / MIMO / Port 4 / PWL 21 / 8 dBi Antenna Group

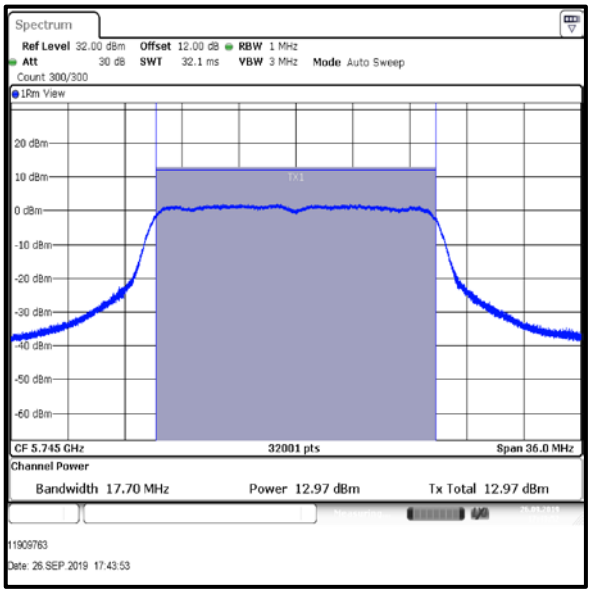

Bottom Channel

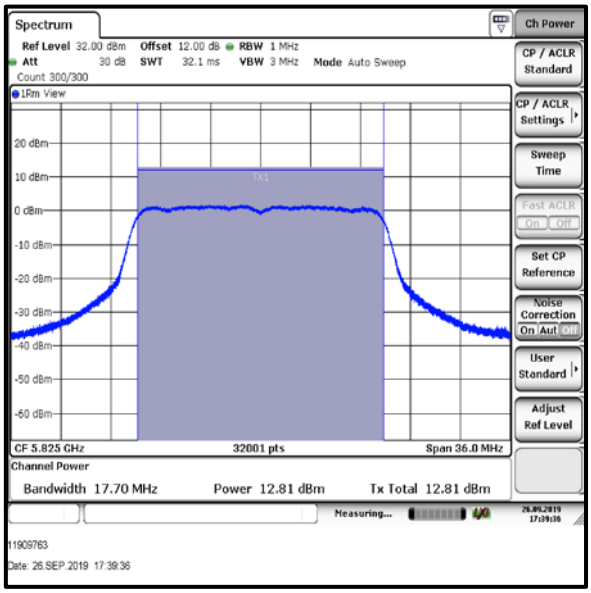

Top Channel

Transmitter Maximum Conducted Output Power (continued)

Results: 802.11n / HT40 / MCS0 / MIMO / Port 1+2+3+4 / PWL 21 / 8 dBi Antenna Group

Channel	Port 1			Port 2		
	Conducted Power (dBm)	Duty Cycle Correction (dB)	Corrected Conducted Power (dBm)	Conducted Power (dBm)	Duty Cycle Correction (dB)	Corrected Conducted Power (dBm)
Bottom	12.8	0.4	13.2	12.6	0.4	13.0
Top	12.5	0.4	12.9	12.6	0.4	13.0

Channel	Port 3			Port 4		
	Conducted Power (dBm)	Duty Cycle Correction (dB)	Corrected Conducted Power (dBm)	Conducted Power (dBm)	Duty Cycle Correction (dB)	Corrected Conducted Power (dBm)
Bottom	13.1	0.4	13.5	13.0	0.4	13.4
Top	12.9	0.4	13.3	12.9	0.4	13.3

Channel	Corrected Conducted Power Port 1 (dBm)	Corrected Conducted Power Port 2 (dBm)	Corrected Conducted Power Port 3 (dBm)	Corrected Conducted Power Port 4 (dBm)	Port 1+2+3+4 Combined Conducted Power (dBm)	Conducted Power Limit (dBm)	Margin (dB)	Result
Bottom	13.2	13.0	13.5	13.4	19.3	28.0	8.7	Complied
Top	12.9	13.0	13.3	13.3	19.1	28.0	8.9	Complied

De Facto EIRP Limit Comparison

Channel	Port 1+2+3+4 Combined Conducted Power (dBm)	Directional Antenna Gain (dBi)	EIRP (dBm)	De Facto EIRP Limit (dBm)	Margin (dB)	Result
Bottom	19.3	8.0	27.3	36.0	8.7	Complied
Top	19.1	8.0	27.1	36.0	8.9	Complied

Result: Pass

Transmitter Maximum Conducted Output Power (continued)

Results: 802.11n / HT40 / MCS0 / MIMO / Port 1 / PWL 21 / 8 dBi Antenna Group

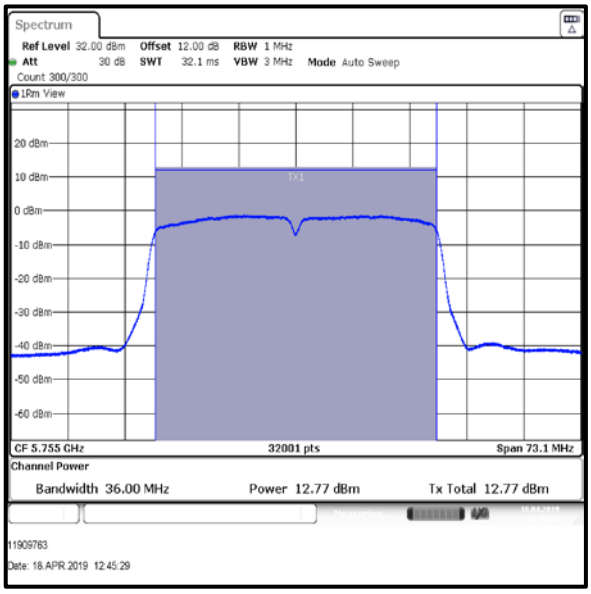

Bottom Channel

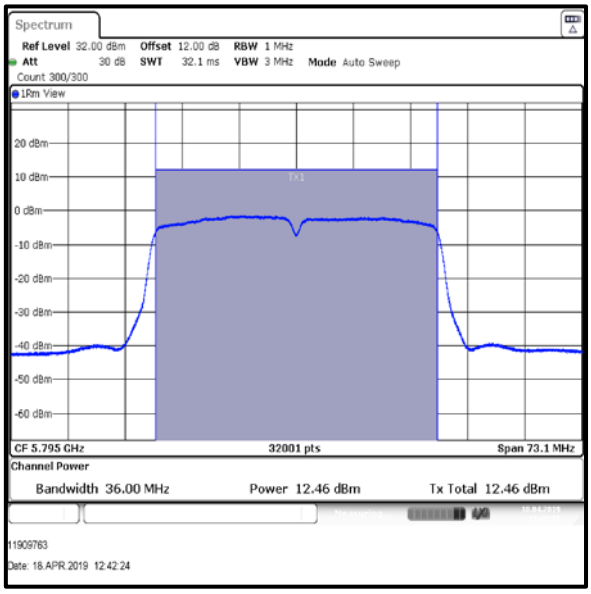

Top Channel

Results: 802.11n / HT40 / MCS0 / MIMO / Port 2 / PWL 21 / 8 dBi Antenna Group

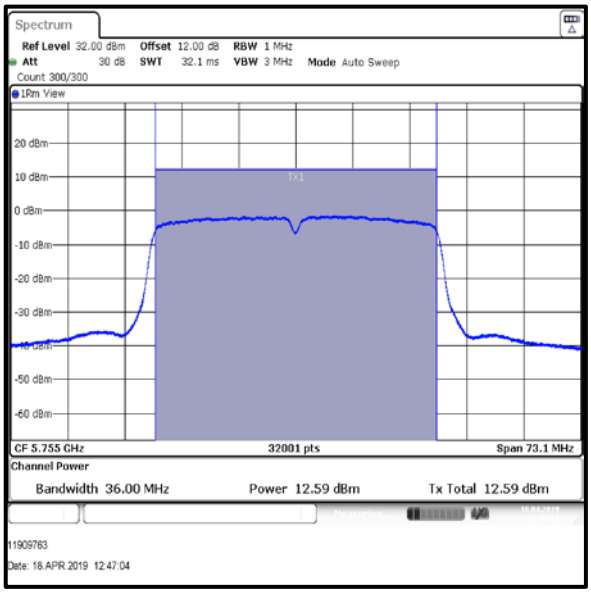

Bottom Channel

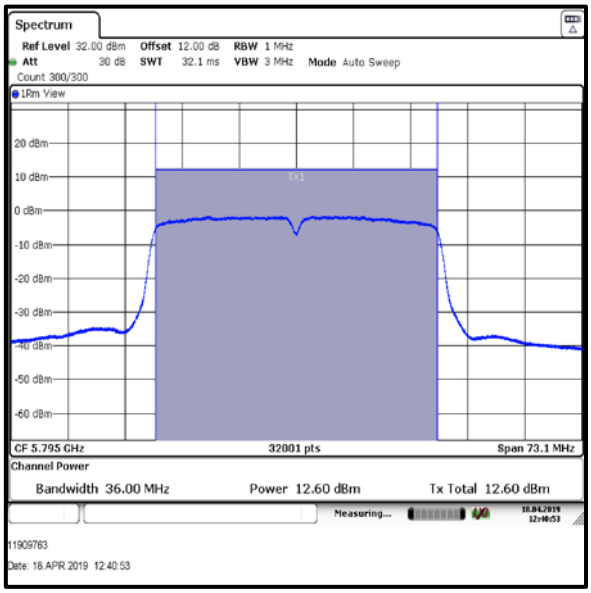

Top Channel

Transmitter Maximum Conducted Output Power (continued)

Results: 802.11n / HT40 / MCS0 / MIMO / Port 3 / PWL 21 / 8 dBi Antenna Group

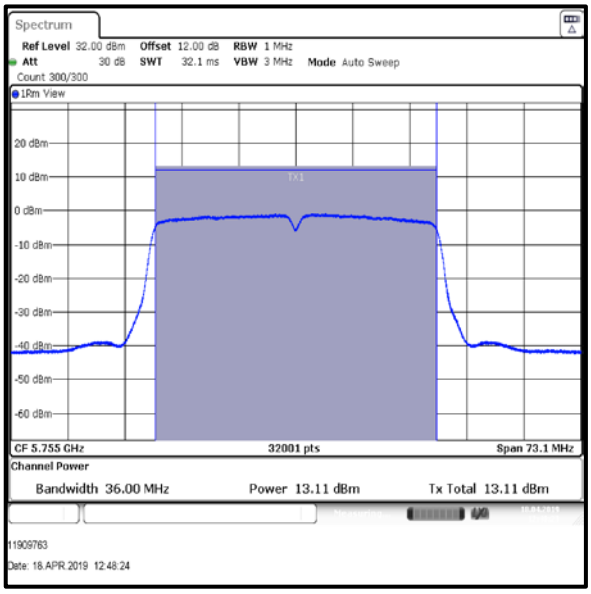

Bottom Channel

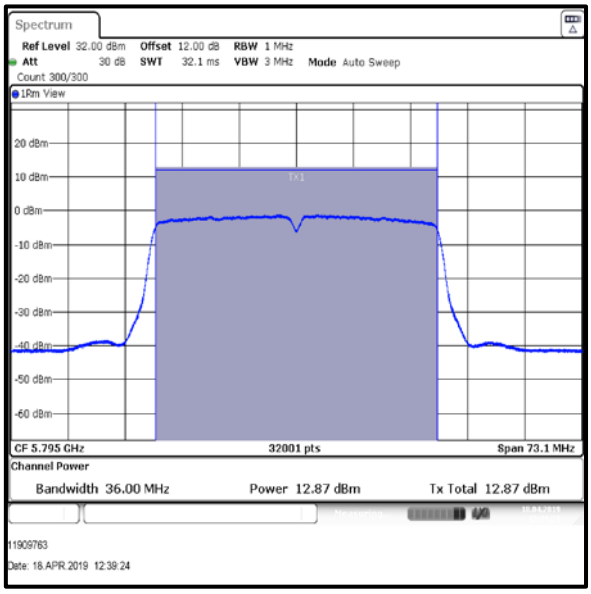

Top Channel

Results: 802.11n / HT40 / MCS0 / MIMO / Port 4 / PWL 21 / 8 dBi Antenna Group

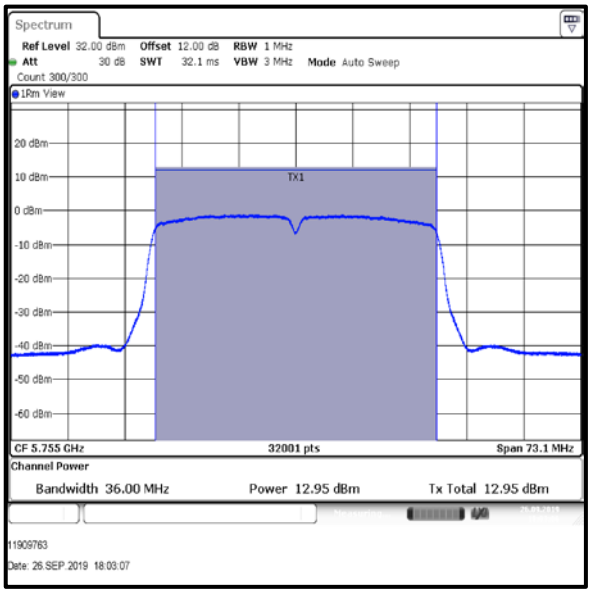

Bottom Channel

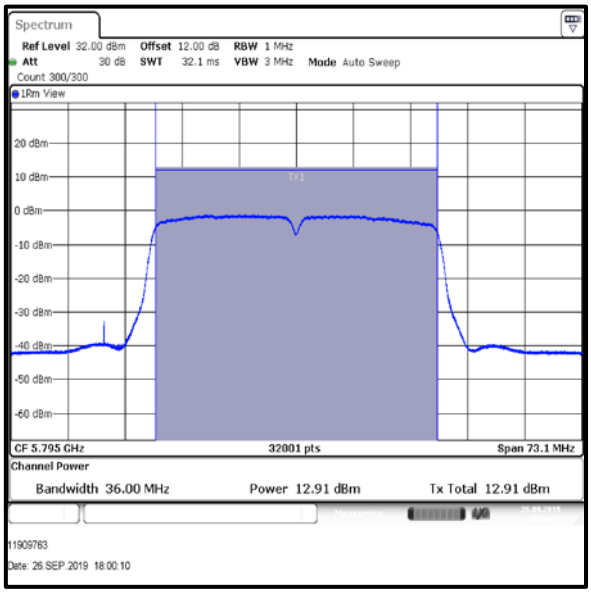

Top Channel

Transmitter Maximum Conducted Output Power (continued)

Results: 802.11ac / HT40 / MCS0 / MIMO / Port 1+2+3+4 / PWL 21 / 8 dBi Antenna Group

Channel	Port 1			Port 2		
	Conducted Power (dBm)	Duty Cycle Correction (dB)	Corrected Conducted Power (dBm)	Conducted Power (dBm)	Duty Cycle Correction (dB)	Corrected Conducted Power (dBm)
Bottom	11.6	0.4	12.0	11.4	0.4	11.8
Top	11.3	0.4	11.7	11.3	0.4	11.7

Channel	Port 3			Port 4		
	Conducted Power (dBm)	Duty Cycle Correction (dB)	Corrected Conducted Power (dBm)	Conducted Power (dBm)	Duty Cycle Correction (dB)	Corrected Conducted Power (dBm)
Bottom	11.7	0.4	12.1	11.5	0.4	11.9
Top	11.5	0.4	11.9	10.7	0.4	11.1

Channel	Corrected Conducted Power Port 1 (dBm)	Corrected Conducted Power Port 2 (dBm)	Corrected Conducted Power Port 3 (dBm)	Corrected Conducted Power Port 4 (dBm)	Port 1+2+3+4 Combined Conducted Power (dBm)	Conducted Power Limit (dBm)	Margin (dB)	Result
Bottom	12.0	11.8	12.1	11.9	18.0	28.0	10	Complied
Top	11.7	11.7	11.9	11.1	17.6	28.0	10.4	Complied

De Facto EIRP Limit Comparison

Channel	Port 1+2+3+4 Combined Conducted Power (dBm)	Directional Antenna Gain (dBi)	EIRP (dBm)	De Facto EIRP Limit (dBm)	Margin (dB)	Result
Bottom	18.0	8.0	26.0	36.0	10.0	Complied
Top	17.6	8.0	25.6	36.0	10.4	Complied

Result: Pass

Transmitter Maximum Conducted Output Power (continued)

Results: 802.11ac / HT40 / MCS0 / MIMO / Port 1 / PWL 21 / 8 dBi Antenna Group

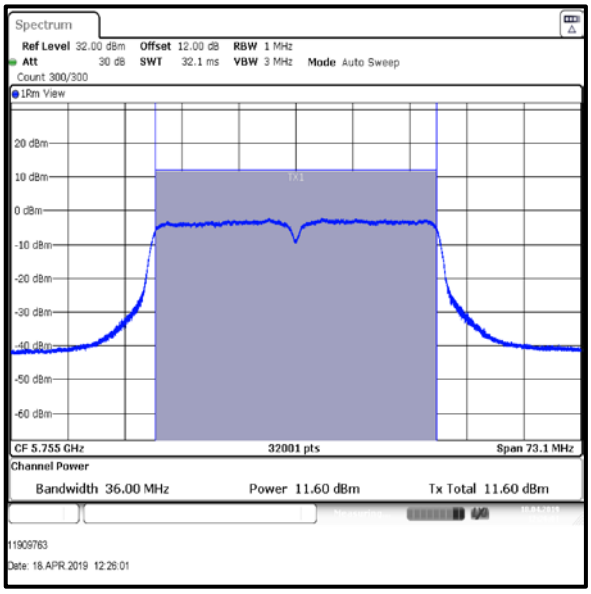

Bottom Channel

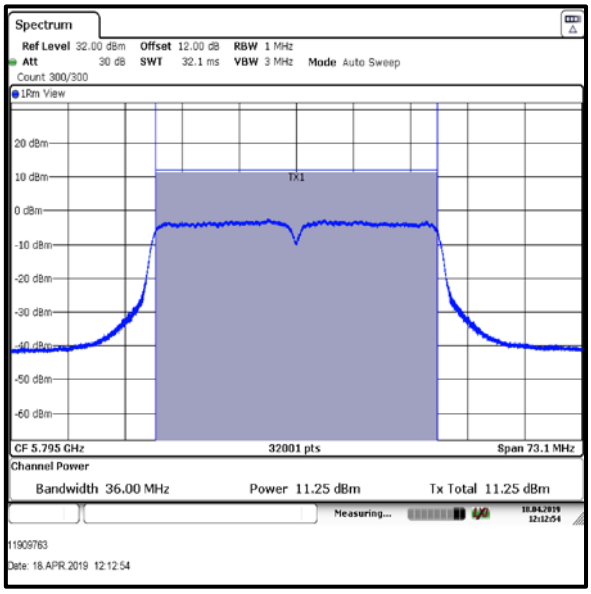

Top Channel

Results: 802.11ac / HT40 / MCS0 / MIMO / Port 2 / PWL 21 / 8 dBi Antenna Group

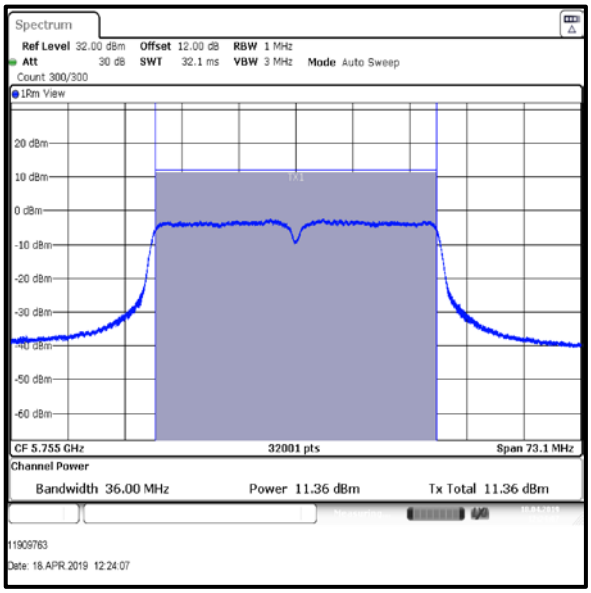

Bottom Channel

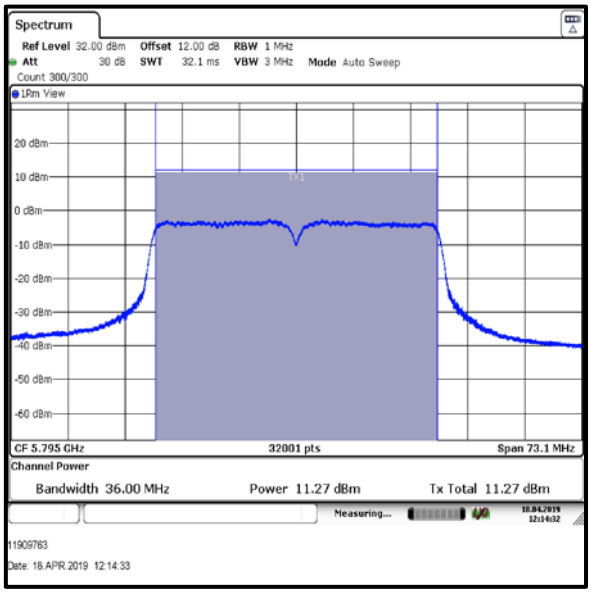

Top Channel

Transmitter Maximum Conducted Output Power (continued)

Results: 802.11ac / HT40 / MCS0 / MIMO / Port 3 / PWL 21 / 8 dBi Antenna Group

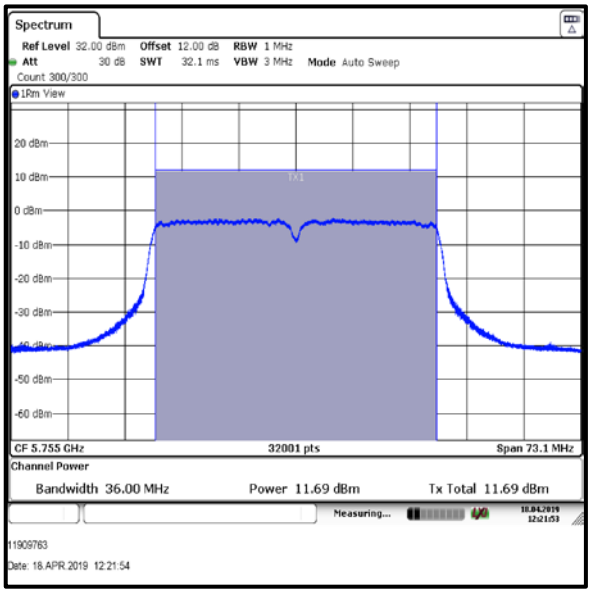

Bottom Channel

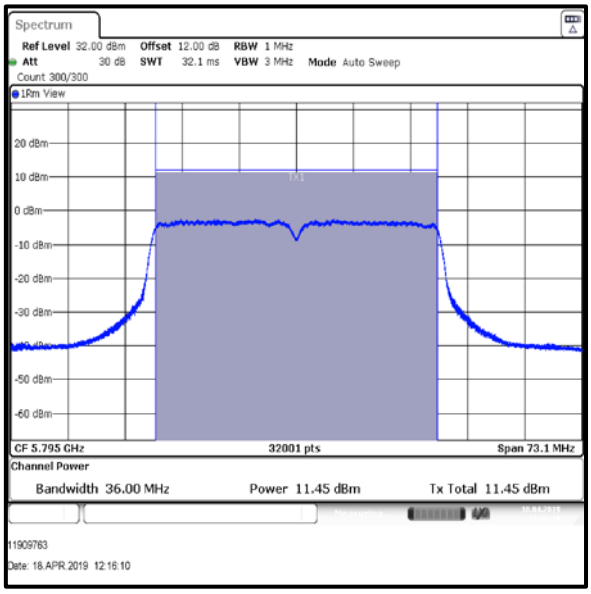

Top Channel

Results: 802.11ac / HT40 / MCS0 / MIMO / Port 4 / PWL 21 / 8 dBi Antenna Group

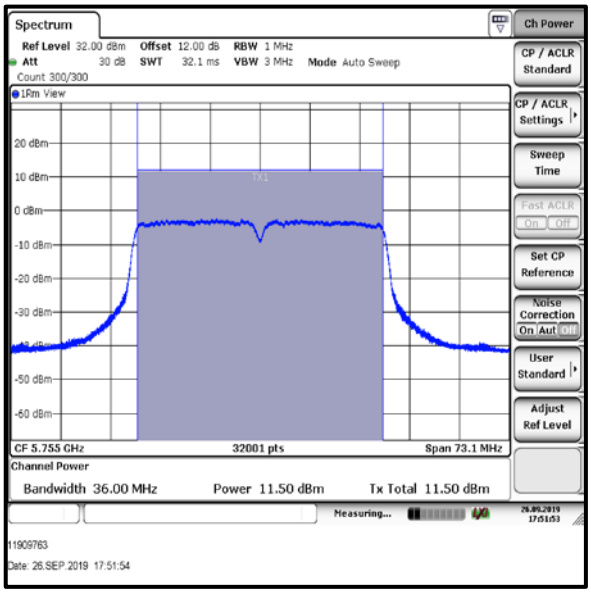

Bottom Channel

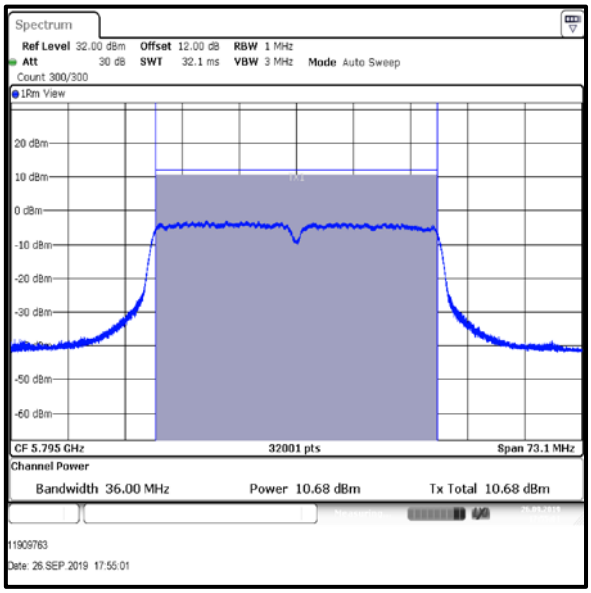

Top Channel

Transmitter Maximum Conducted Output Power (continued)

Results: 802.11ac / HT80 / MCS0 / MIMO / Port 1+2+3+4 / PWL 21 / 8 dBi Antenna Group

Channel	Port 1			Port 2		
	Conducted Power (dBm)	Duty Cycle Correction (dB)	Corrected Conducted Power (dBm)	Conducted Power (dBm)	Duty Cycle Correction (dB)	Corrected Conducted Power (dBm)
Single	10.9	0.5	11.4	10.9	0.5	11.4

Channel	Port 3			Port 4		
	Conducted Power (dBm)	Duty Cycle Correction (dB)	Corrected Conducted Power (dBm)	Conducted Power (dBm)	Duty Cycle Correction (dB)	Corrected Conducted Power (dBm)
Single	11.1	0.5	11.6	8.1	0.5	8.6

Channel	Corrected Conducted Power Port 1 (dBm)	Corrected Conducted Power Port 2 (dBm)	Corrected Conducted Power Port 3 (dBm)	Corrected Conducted Power Port 4 (dBm)	Port 1+2+3+4 Combined Conducted Power (dBm)	Conducted Power Limit (dBm)	Margin (dB)	Result
Single	11.4	11.4	11.6	8.6	16.9	28.0	11.1	Complied

De Facto EIRP Limit Comparison

Channel	Port 1+2+3+4 Combined Conducted Power (dBm)	Directional Antenna Gain (dBi)	EIRP (dBm)	De Facto EIRP Limit (dBm)	Margin (dB)	Result
Single	16.9	8.0	24.9	36.0	11.1	Complied

Result: Pass

Transmitter Maximum Conducted Output Power (continued)

Results: 802.11ac / HT80 / MCS0 / MIMO / Port 1+2+3+4 / PWL 21 / 8 dBi Antenna Group

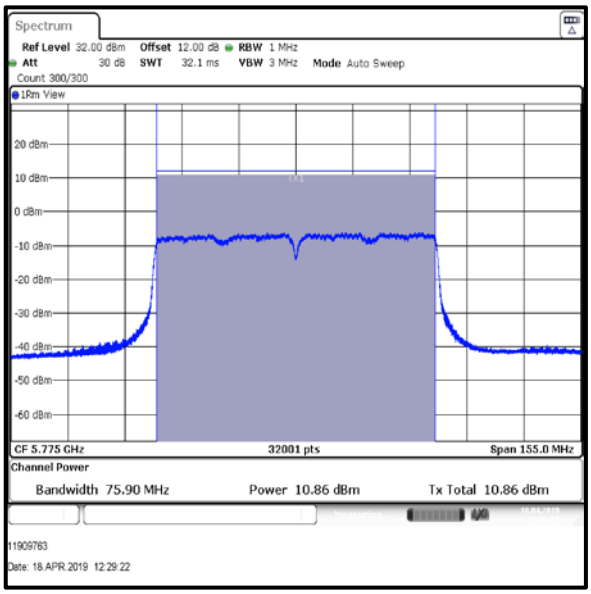

Single Channel Port 1

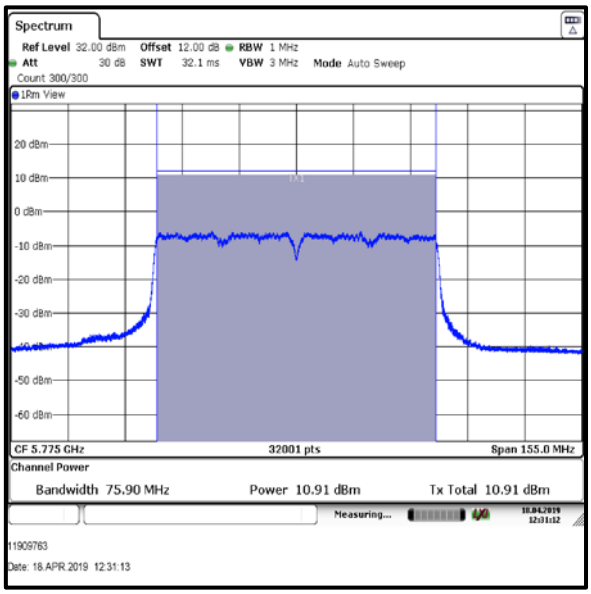

Single Channel Port 2

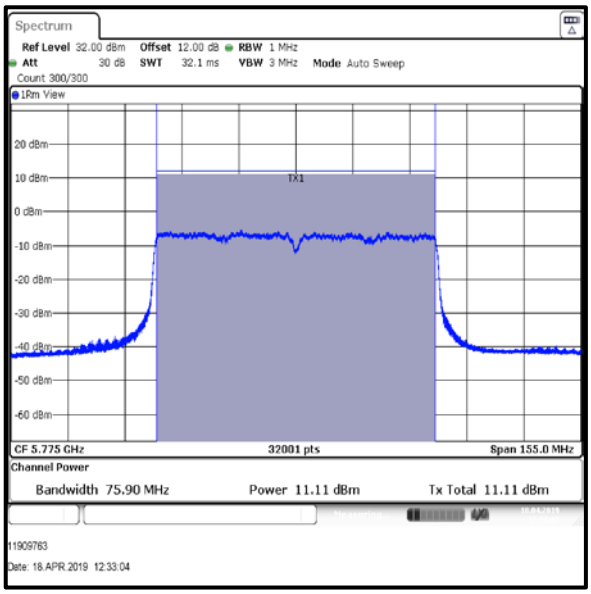

Single Channel Port 3

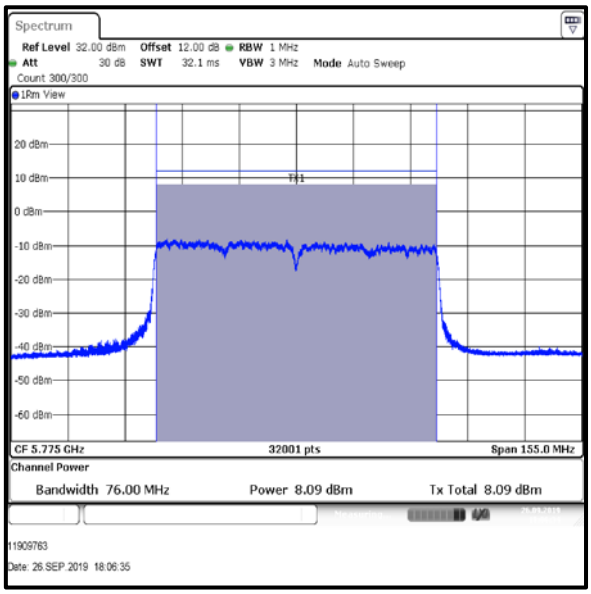

Single Channel Port 4

Transmitter Maximum Conducted Output Power (continued)

9 dBi Antenna Group

Results: 802.11a / 20 MHz / 6Mbps / SISO / Port 1 / PWL 26 / 9 dBi Antenna Group

Channel	Conducted Power (dBm)	Duty Cycle Correction (dB)	Corrected Conducted Power (dBm)	Limit (dBm)	Margin (dB)	Result
Bottom +1	20.1	0.3	20.4	27.0	6.6	Complied
Middle	19.7	0.3	20.0	27.0	7.0	Complied
Top -1	19.5	0.3	19.8	27.0	7.2	Complied

De Facto EIRP Limit Comparison

Channel	Corrected Conducted Power (dBm)	Directional Antenna Gain (dBi)	EIRP (dBm)	De Facto EIRP Limit (dBm)	Margin (dB)	Result
Bottom +1	20.4	9.0	29.4	36.0	6.6	Complied
Middle	20.0	9.0	29.0	36.0	7.0	Complied
Top -1	19.8	9.0	28.8	36.0	7.2	Complied

Result: Pass

Transmitter Maximum Conducted Output Power (continued)

Results: 802.11a / 20 MHz / 6Mbps / SISO / Port 1 / PWL 26 / 9 dBi Antenna Group

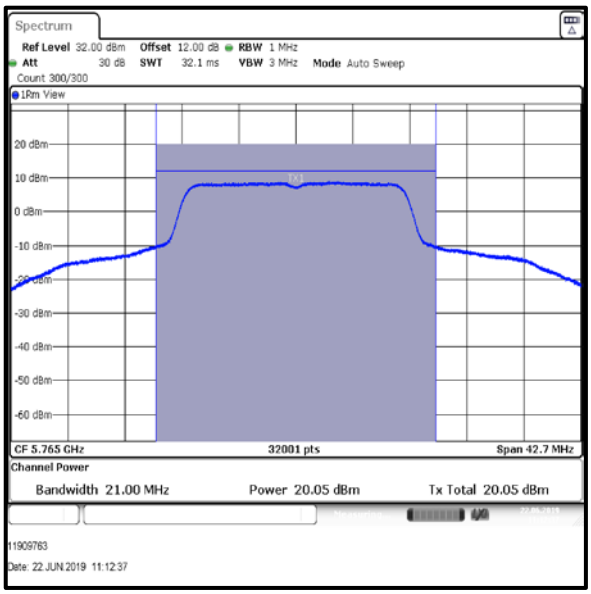

Bottom +1 Channel

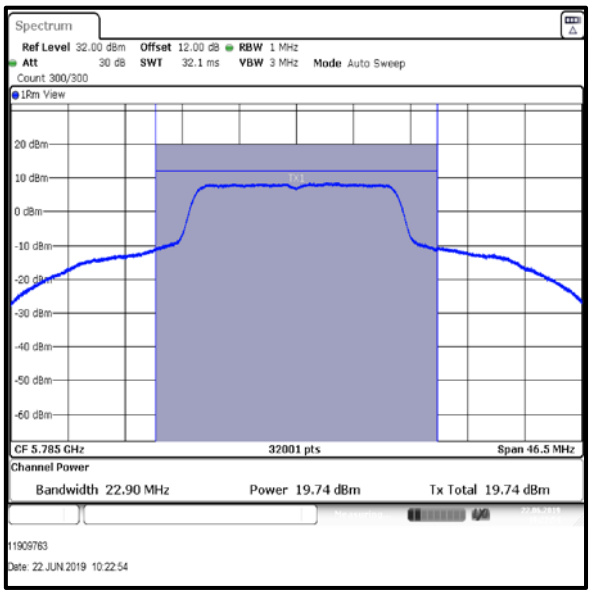

Middle Channel

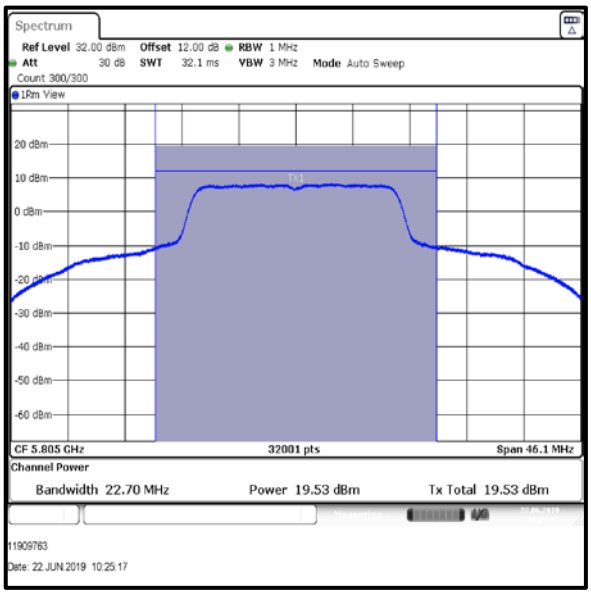

Top -1 Channel

Transmitter Maximum Conducted Output Power (continued)

Results: 802.11a / 20 MHz / 6Mbps / SISO / Port 1 / PWL 16 / 9 dBi Antenna Group

Channel	Conducted Power (dBm)	Duty Cycle Correction (dB)	Corrected Conducted Power (dBm)	Limit (dBm)	Margin (dB)	Result
Bottom	14.5	0.3	14.8	27.0	12.2	Complied
Top	13.9	0.3	14.2	27.0	12.8	Complied

De Facto EIRP Limit Comparison

Channel	Corrected Conducted Power (dBm)	Directional Antenna Gain (dBi)	EIRP (dBm)	De Facto EIRP Limit (dBm)	Margin (dB)	Result
Bottom	14.8	9.0	23.8	36.0	12.2	Complied
Top	14.2	9.0	23.2	36.0	12.8	Complied

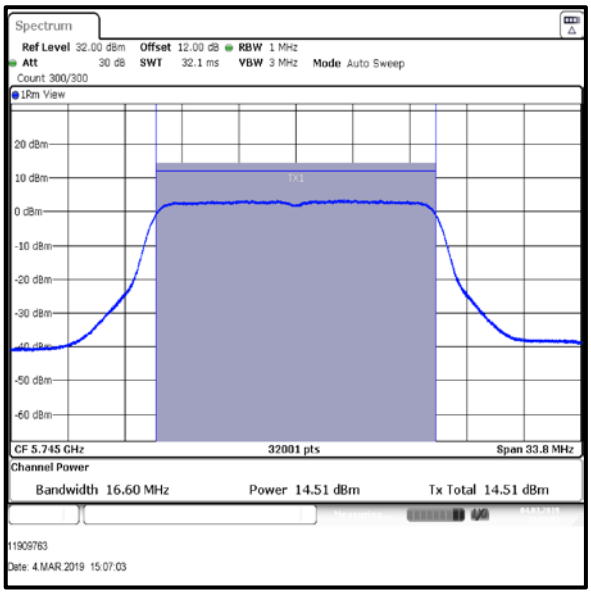

Bottom Channel

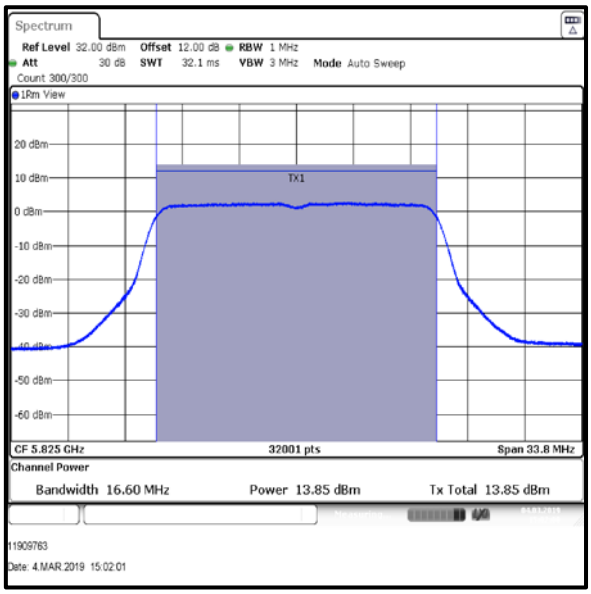

Top Channel

Result: Pass

Transmitter Maximum Conducted Output Power (continued)

Results: 802.11n / 20 MHz / MCS0 / SISO / Port 1 / PWL 26 / 9 dBi Antenna Group

Channel	Conducted Power (dBm)	Duty Cycle Correction (dB)	Corrected Conducted Power (dBm)	Limit (dBm)	Margin (dB)	Result
Bottom +1	19.9	0.5	20.4	27.0	6.6	Complied
Middle	19.6	0.5	20.1	27.0	6.9	Complied
Top -1	19.4	0.5	19.9	27.0	7.1	Complied

De Facto EIRP Limit Comparison

Channel	Corrected Conducted Power (dBm)	Directional Antenna Gain (dBi)	EIRP (dBm)	De Facto EIRP Limit (dBm)	Margin (dB)	Result
Bottom +1	20.4	9.0	29.4	36.0	6.6	Complied
Middle	20.1	9.0	29.1	36.0	6.9	Complied
Top -1	19.9	9.0	28.9	36.0	7.1	Complied

Result: Pass

Transmitter Maximum Conducted Output Power (continued)

Results: 802.11n / 20 MHz / MCS0 / SISO / Port 1 / PWL 26 / 9 dBi Antenna Group

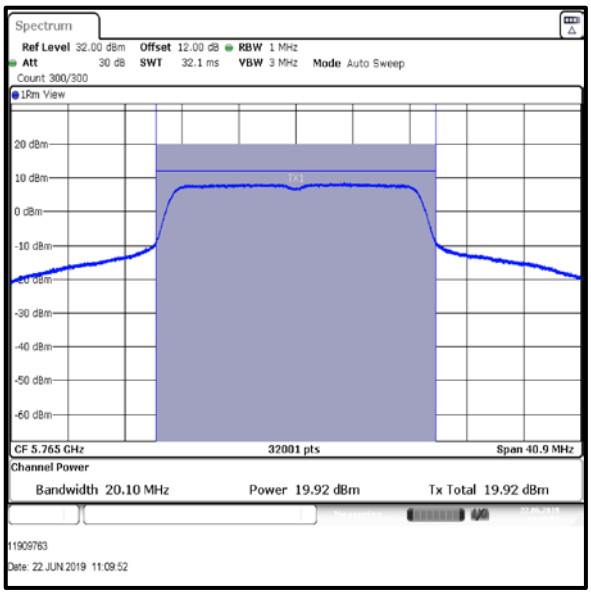

Bottom +1 Channel

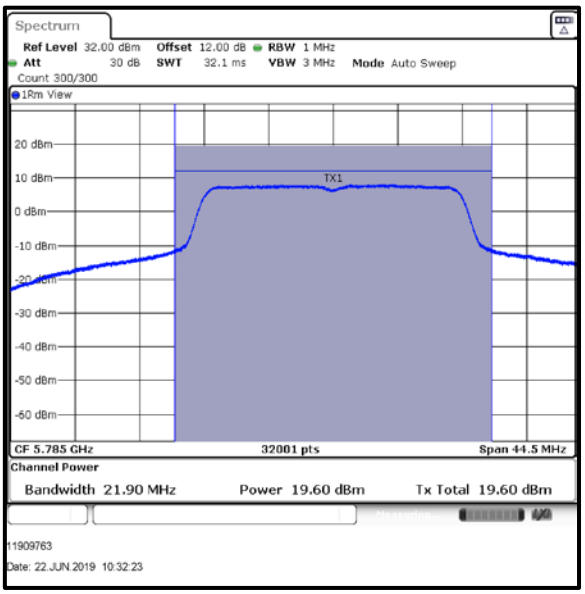

Middle Channel

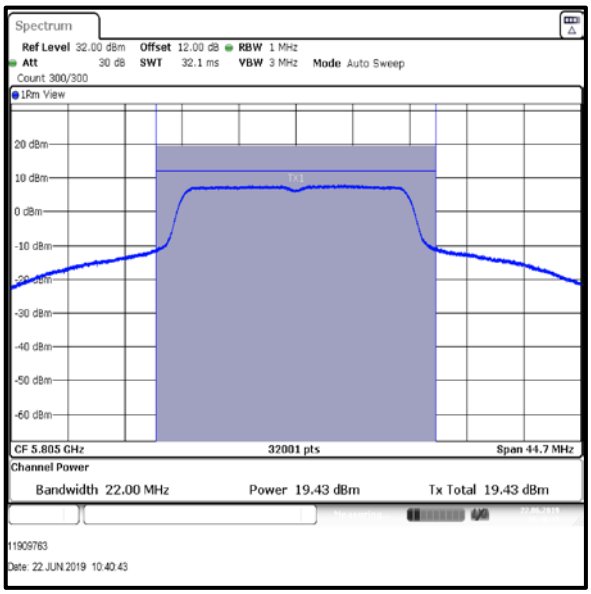

Top -1 Channel

Transmitter Maximum Conducted Output Power (continued)

Results: 802.11n / 20 MHz / MCS0 / SISO / Port 1 / PWL 16 / 9 dBi Antenna Group

Channel	Conducted Power (dBm)	Duty Cycle Correction (dB)	Corrected Conducted Power (dBm)	Limit (dBm)	Margin (dB)	Result
Bottom	14.3	0.5	14.8	27.0	12.2	Complied
Top	13.6	0.5	14.1	27.0	12.9	Complied

De Facto EIRP Limit Comparison

Channel	Corrected Conducted Power (dBm)	Directional Antenna Gain (dBi)	EIRP (dBm)	De Facto EIRP Limit (dBm)	Margin (dB)	Result
Bottom	14.8	9.0	23.8	36.0	12.2	Complied
Top	14.1	9.0	23.1	36.0	12.9	Complied

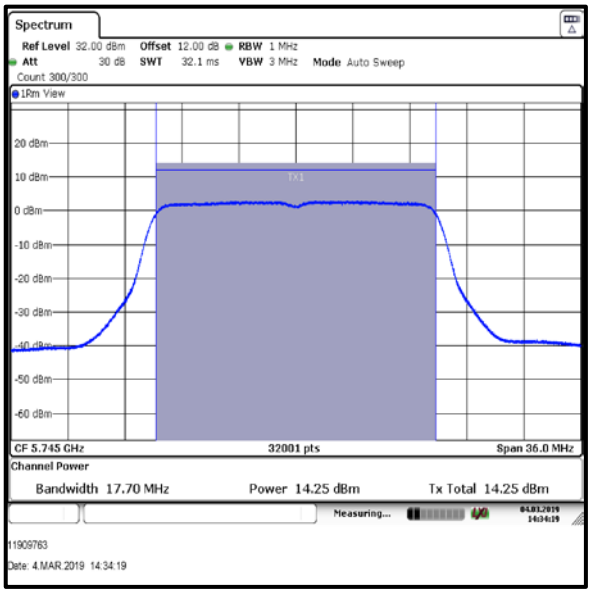

Bottom Channel

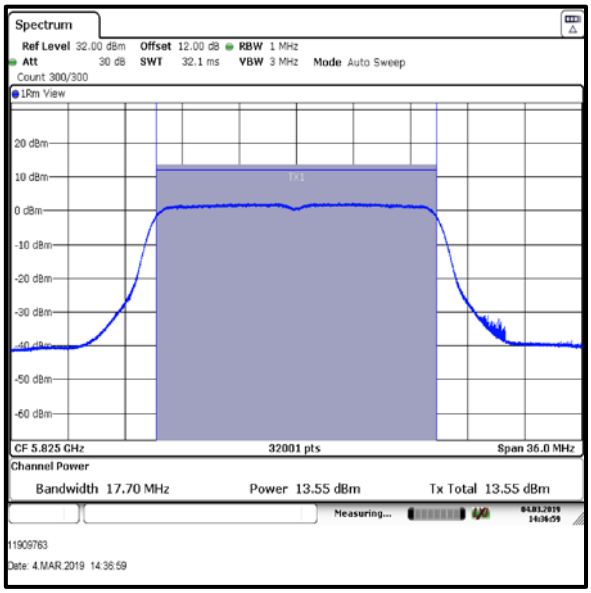

Top Channel

Result: Pass

Transmitter Maximum Conducted Output Power (continued)

Results: 802.11ac / 20 MHz / MCS0 / SISO / Port 1 / PWL 26 / 9 dBi Antenna Group

Channel	Conducted Power (dBm)	Duty cycle correction factor (dB)	Corrected Conducted Power (dBm)	Limit (dBm)	Margin (dB)	Result
Bottom +1	19.9	0.4	20.3	27.0	6.7	Complied
Middle	19.6	0.4	20.0	27.0	7.0	Complied
Top -1	19.5	0.4	19.9	27.0	7.1	Complied

De Facto EIRP Limit Comparison

Channel	Corrected Conducted Power (dBm)	Directional Antenna Gain (dBi)	EIRP (dBm)	De Facto EIRP Limit (dBm)	Margin (dB)	Result
Bottom +1	20.3	9.0	29.3	36.0	6.7	Complied
Middle	20.0	9.0	29.0	36.0	7.0	Complied
Top -1	19.9	9.0	28.9	36.0	7.1	Complied

Result: Pass

Transmitter Maximum Conducted Output Power (continued)

Results: 802.11ac / 20 MHz / MCS0 / SISO / Port 1 / PWL 26 / 9 dBi Antenna Group

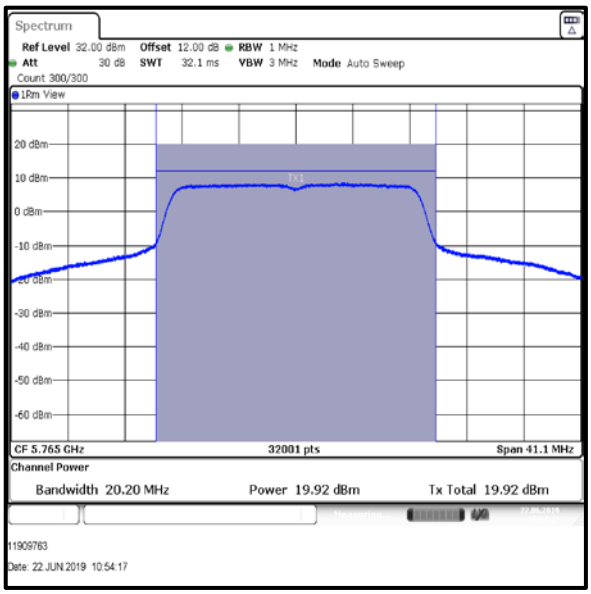

Bottom +1 Channel

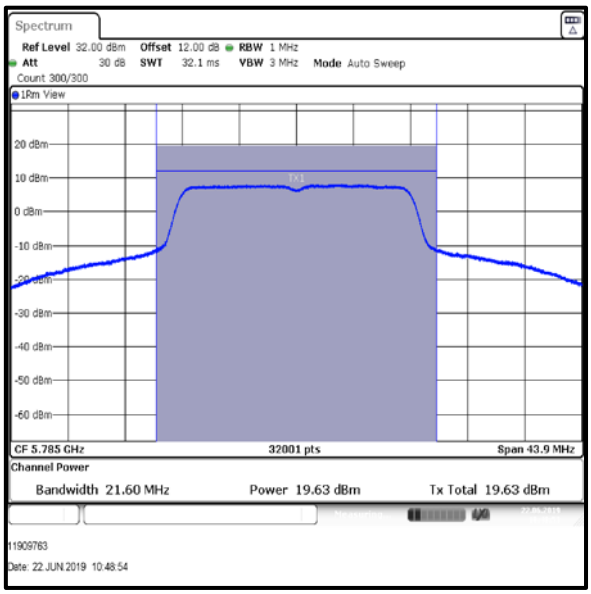

Middle Channel

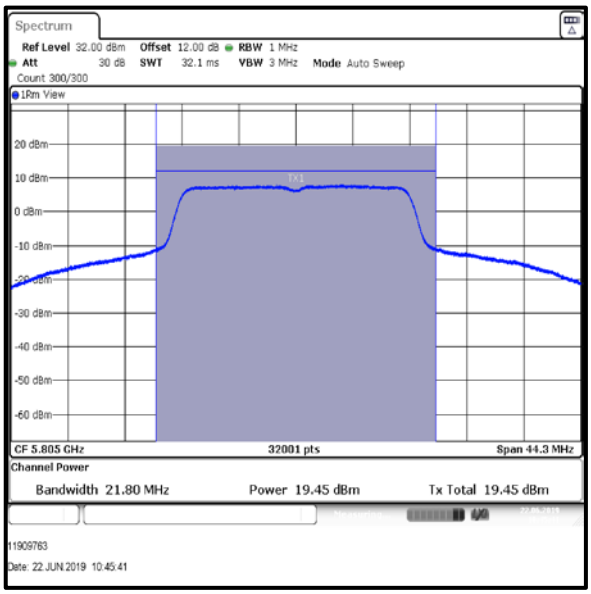

Top -1 Channel

Transmitter Maximum Conducted Output Power (continued)

Results: 802.11ac / 20 MHz / MCS0 / SISO / Port 1 / PWL 16 / 9 dBi Antenna Group

Channel	Conducted Power (dBm)	Duty cycle correction factor (dB)	Corrected Conducted Power (dBm)	Limit (dBm)	Margin (dB)	Result
Bottom	14.2	0.4	14.6	27.0	12.4	Complied
Top	13.6	0.4	14.0	27.0	13.0	Complied

De Facto EIRP Limit Comparison

Channel	Corrected Conducted Power (dBm)	Directional Antenna Gain (dBi)	EIRP (dBm)	De Facto EIRP Limit (dBm)	Margin (dB)	Result
Bottom	14.6	9.0	23.6	36.0	12.4	Complied
Top	14.0	9.0	23.0	36.0	13.0	Complied

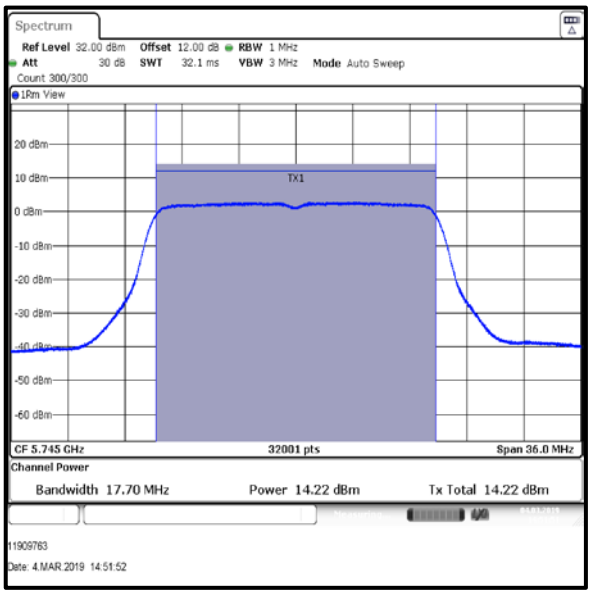

Bottom Channel

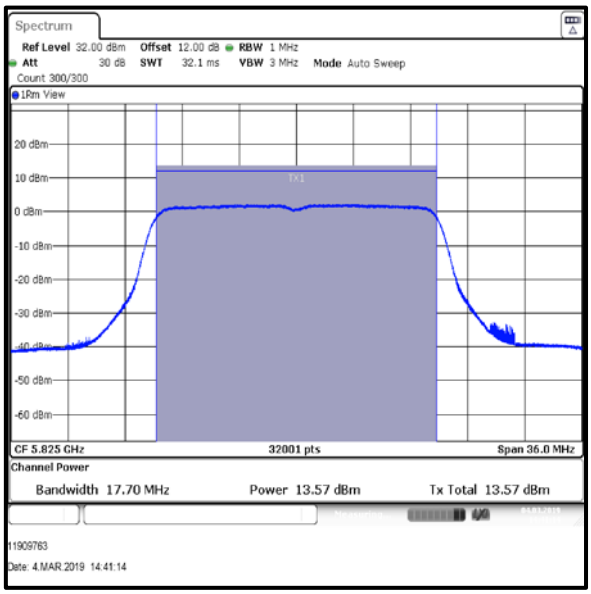

Top Channel

Result: Pass

Transmitter Maximum Conducted Output Power (continued)

Results: 802.11n / HT40 / MCS0 / SISO / Port 1 / PWL 16 / 9 dBi Antenna Group

Channel	Conducted Power (dBm)	Duty cycle correction factor (dB)	Corrected Conducted Power (dBm)	Limit (dBm)	Margin (dB)	Result
Bottom	13.9	0.4	14.3	27.0	12.7	Complied
Top	13.6	0.4	14.0	27.0	13.0	Complied

De Facto EIRP Limit Comparison

Channel	Corrected Conducted Power (dBm)	Directional Antenna Gain (dBi)	EIRP (dBm)	De Facto EIRP Limit (dBm)	Margin (dB)	Result
Bottom	14.3	9.0	23.3	36.0	12.7	Complied
Top	14.0	9.0	23.0	36.0	13.0	Complied

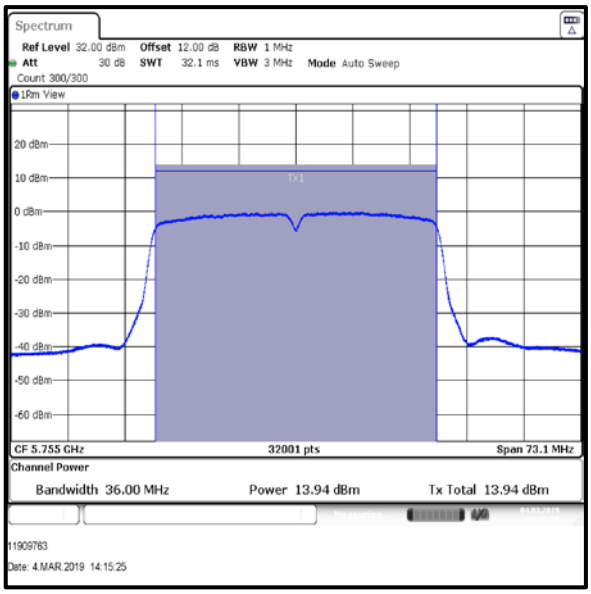

Bottom Channel

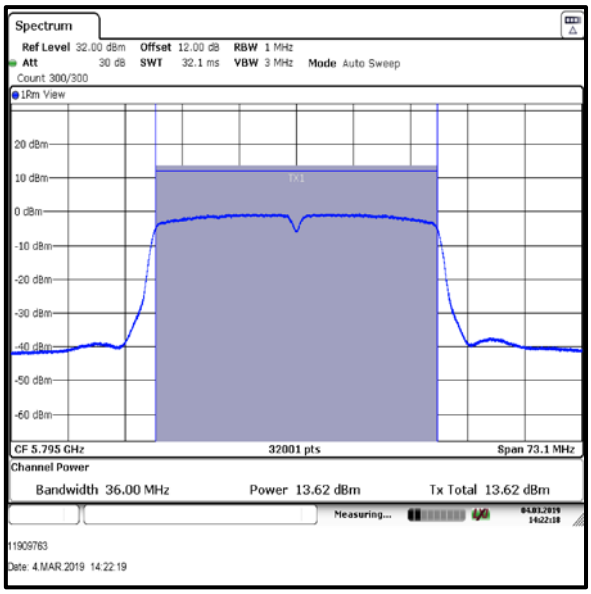

Top Channel

Result: Pass

Transmitter Maximum Conducted Output Power (continued)

Results: 802.11ac / HT40 / MCS0 / SISO / Port 1 / PWL 16 / 9 dBi Antenna Group

Channel	Conducted Power (dBm)	Duty cycle correction factor (dB)	Corrected Conducted Power (dBm)	Limit (dBm)	Margin (dB)	Result
Bottom	14.0	0.4	14.4	27.0	12.6	Complied
Top	13.6	0.4	14.0	27.0	13.0	Complied

De Facto EIRP Limit Comparison

Channel	Corrected Conducted Power (dBm)	Directional Antenna Gain (dBi)	EIRP (dBm)	De Facto EIRP Limit (dBm)	Margin (dB)	Result
Bottom	14.4	9.0	23.4	36.0	12.6	Complied
Top	14.0	9.0	23.0	36.0	13.0	Complied

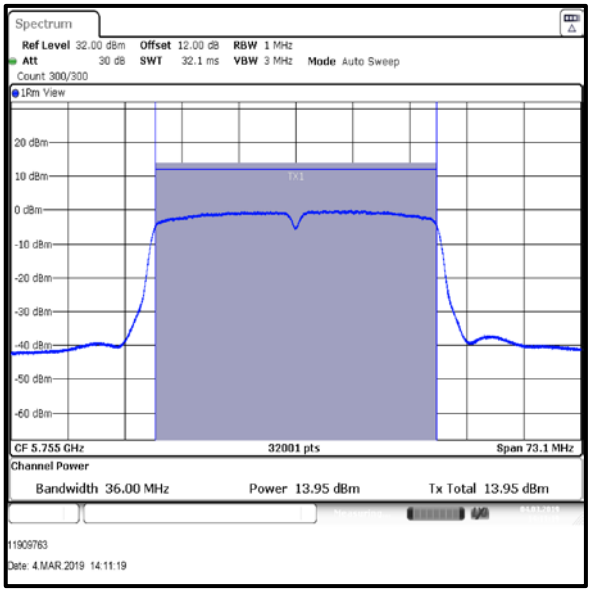

Bottom Channel

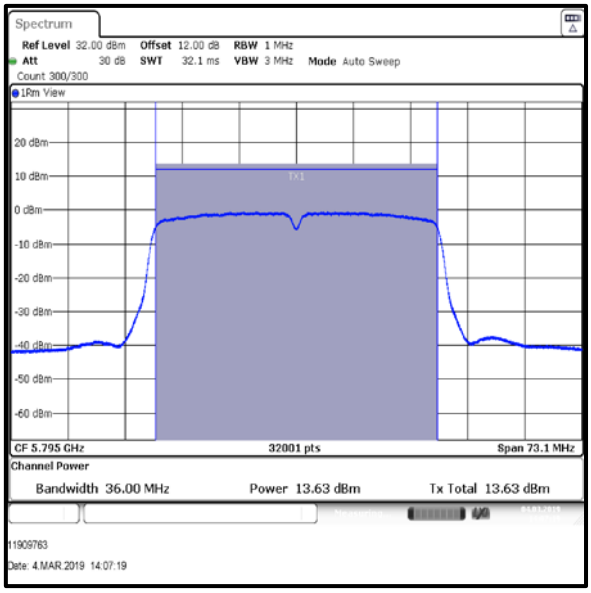

Top Channel

Result: Pass

Transmitter Maximum Conducted Output Power (continued)

Results: 802.11ac / HT80 / MCS0 / SISO / Port 1 / PWL 16 / 9 dBi Antenna Group

Channel	Conducted Power (dBm)	Duty cycle correction factor (dB)	Corrected Conducted Power (dBm)	Limit (dBm)	Margin (dB)	Result
Single	11.6	0.5	12.1	27.0	14.9	Complied

De Facto EIRP Limit Comparison

Channel	Corrected Conducted Power (dBm)	Directional Antenna Gain (dBi)	EIRP (dBm)	De Facto EIRP Limit (dBm)	Margin (dB)	Result
Single	12.1	9.0	21.1	36.0	14.9	Complied

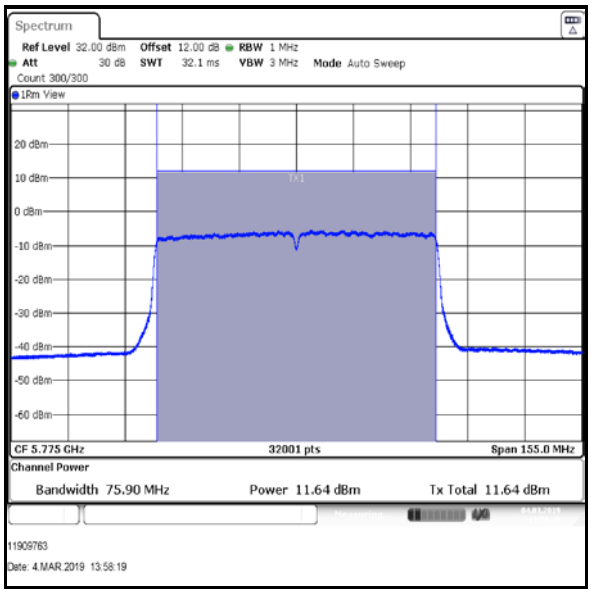

Single Channel

Result: Pass

Transmitter Maximum Conducted Output Power (continued)

Results: 802.11a / 20 MHz / 6Mbps / MIMO / Port 1+2 / PWL 26 / 9 dBi Antenna Group

Channel	Port 1			Port 2		
	Conducted Power (dBm)	Duty Cycle Correction (dB)	Corrected Conducted Power (dBm)	Conducted Power (dBm)	Duty Cycle Correction (dB)	Corrected Conducted Power (dBm)
Bottom +1	20.1	0.3	20.4	18.0	0.3	18.3
Middle	19.9	0.3	20.2	19.7	0.3	20.0
Top -1	19.7	0.3	20.0	19.3	0.3	19.6

Channel	Corrected Conducted Power Port 1 (dBm)	Corrected Conducted Power Port 2 (dBm)	Port 1+2 Combined Conducted Power (dBm)	Conducted Power Limit (dBm)	Margin (dB)	Result
Bottom +1	20.4	18.3	22.5	27.0	4.5	Complied
Middle	20.2	20.0	23.1	27.0	3.9	Complied
Top -1	20.0	19.6	22.8	27.0	4.2	Complied

De Facto EIRP Limit Comparison

Channel	Port 1+2 Combined Conducted Power (dBm)	Directional Antenna Gain (dBi)	EIRP (dBm)	De Facto EIRP Limit (dBm)	Margin (dB)	Result
Bottom +1	22.5	9.0	31.5	36.0	4.5	Complied
Middle	23.1	9.0	32.1	36.0	3.9	Complied
Top -1	22.8	9.0	31.8	36.0	4.2	Complied

Result: Pass

Transmitter Maximum Conducted Output Power (continued)

Results: 802.11a / 20 MHz / 6Mbps / MIMO / Port 1 / PWL 26 / 9 dBi Antenna Group

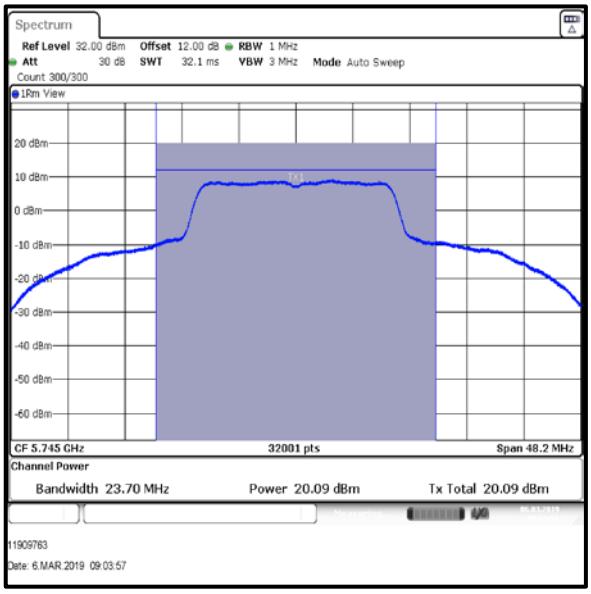

Bottom +1 Channel

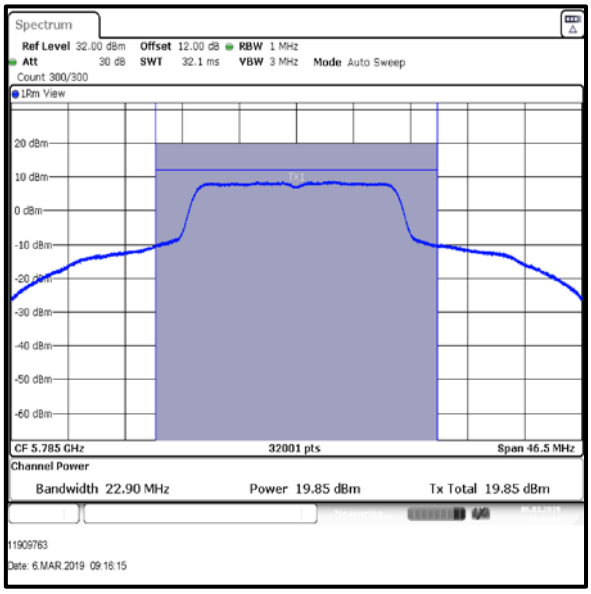

Middle Channel

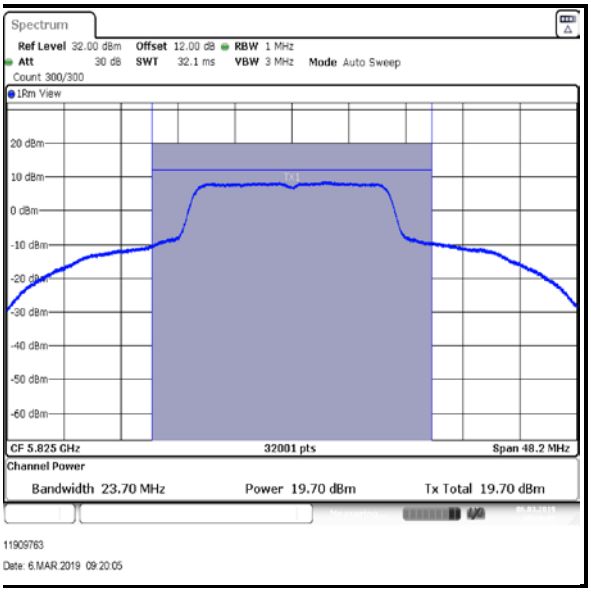

Top -1 Channel

Transmitter Maximum Conducted Output Power (continued)

Results: 802.11a / 20 MHz / 6Mbps / MIMO / Port 2 / PWL 26 / 9 dBi Antenna Group

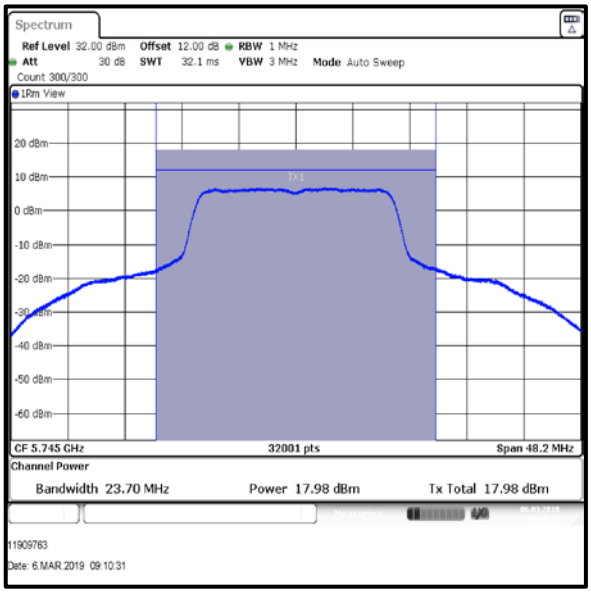

Bottom +1 Channel

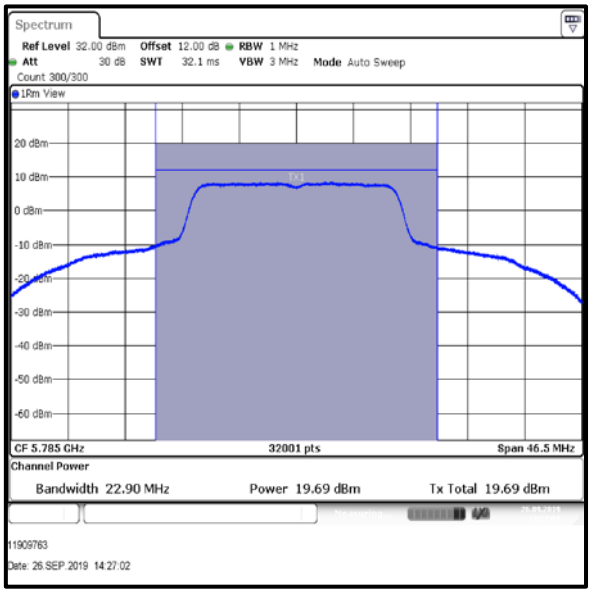

Middle Channel

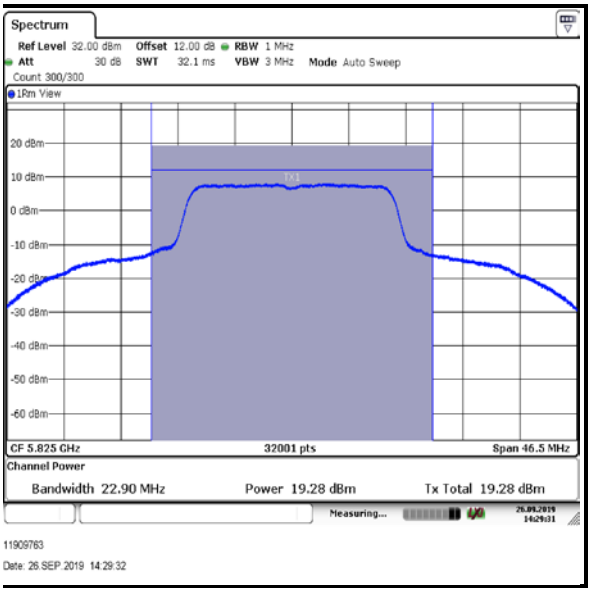

Top -1 Channel

Transmitter Maximum Conducted Output Power (continued)

Results: 802.11a / 20 MHz / 6Mbps / MIMO / Port 1+2 / PWL 21 / 9 dBi Antenna Group

Channel	Port 1			Port 2		
	Conducted Power (dBm)	Duty Cycle Correction (dB)	Corrected Conducted Power (dBm)	Conducted Power (dBm)	Duty Cycle Correction (dB)	Corrected Conducted Power (dBm)
Bottom	16.6	0.3	16.9	16.0	0.3	16.3
Top	15.9	0.3	16.2	15.6	0.3	15.9

Channel	Corrected Conducted Power Port 1 (dBm)	Corrected Conducted Power Port 2 (dBm)	Port 1+2 Combined Conducted Power (dBm)	Conducted Power Limit (dBm)	Margin (dB)	Result
Bottom	16.9	16.3	19.6	27.0	7.4	Complied
Top	16.2	15.9	19.1	27.0	7.9	Complied

De Facto EIRP Limit Comparison

Channel	Port 1+2 Combined Conducted Power (dBm)	Directional Antenna Gain (dBi)	EIRP (dBm)	De Facto EIRP Limit (dBm)	Margin (dB)	Result
Bottom	19.6	9.0	28.6	36.0	7.4	Complied
Top	19.1	9.0	28.1	36.0	7.9	Complied

Result: Pass

Transmitter Maximum Conducted Output Power (continued)

Results: 802.11a / 20 MHz / 6Mbps / MIMO / Port 1 / PWL 21 / 9 dBi Antenna Group

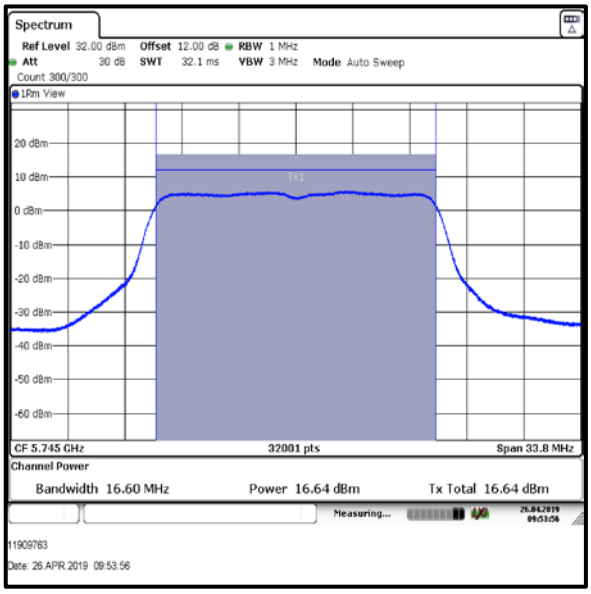

Bottom Channel

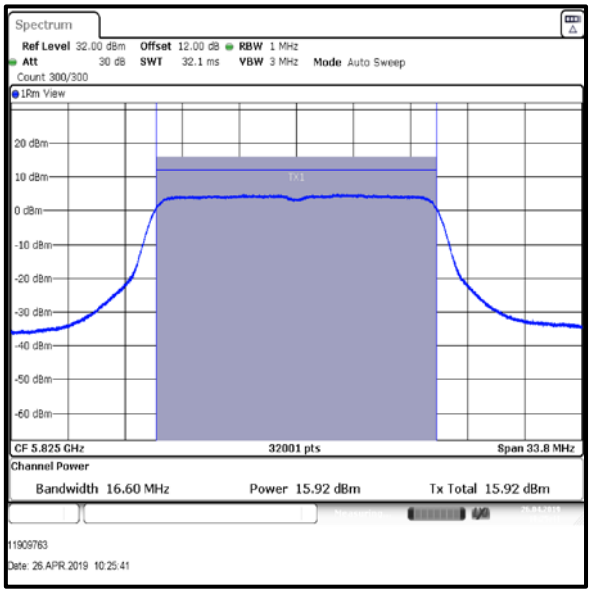

Top Channel

Results: 802.11a / 20 MHz / 6Mbps / MIMO / Port 2 / PWL 21 / 9 dBi Antenna Group

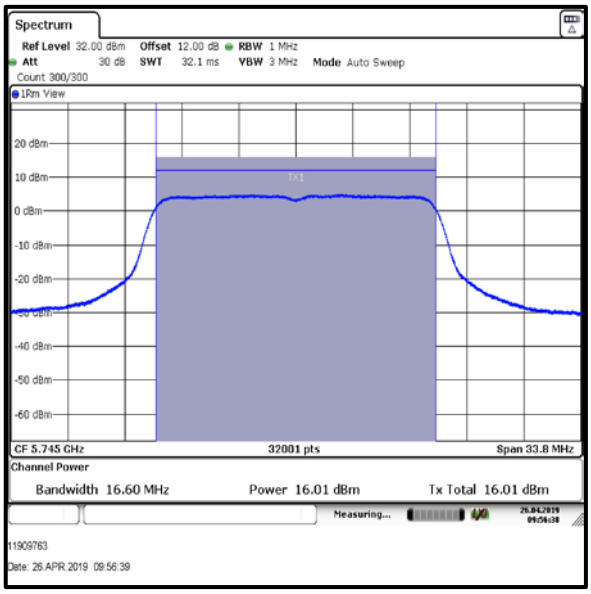

Bottom Channel

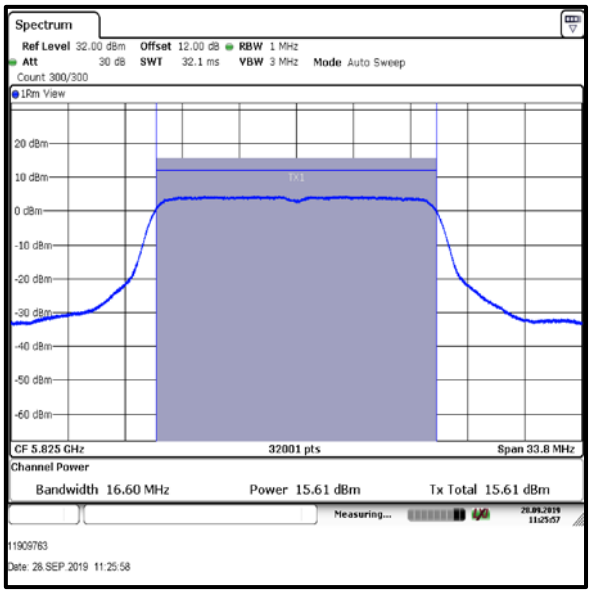

Top Channel

Transmitter Maximum Conducted Output Power (continued)

Results: 802.11n / 20 MHz / MCS0 / MIMO / Port 1+2 / PWL 26 / 9 dBi Antenna Group

Channel	Port 1			Port 2		
	Conducted Power (dBm)	Duty Cycle Correction (dB)	Corrected Conducted Power (dBm)	Conducted Power (dBm)	Duty Cycle Correction (dB)	Corrected Conducted Power (dBm)
Bottom +1	17.9	0.5	18.4	17.9	0.5	18.4
Middle	19.4	0.5	19.9	19.6	0.5	20.1
Top -1	19.3	0.5	19.8	19.2	0.5	19.7

Channel	Corrected Conducted Power Port 1 (dBm)	Corrected Conducted Power Port 2 (dBm)	Port 1+2 Combined Conducted Power (dBm)	Conducted Power Limit (dBm)	Margin (dB)	Result
Bottom +1	18.4	18.4	21.4	27.0	5.6	Complied
Middle	19.9	20.1	23.0	27.0	4	Complied
Top -1	19.8	19.7	22.8	27.0	4.2	Complied

De Facto EIRP Limit Comparison

Channel	Port 1+2 Combined Conducted Power (dBm)	Directional Antenna Gain (dBi)	EIRP (dBm)	De Facto EIRP Limit (dBm)	Margin (dB)	Result
Bottom +1	21.4	9.0	30.4	36.0	5.6	Complied
Middle	23.0	9.0	32.0	36.0	4.0	Complied
Top -1	22.8	9.0	31.8	36.0	4.2	Complied

Result: Pass

Transmitter Maximum Conducted Output Power (continued)

Results: 802.11n / 20 MHz / MCS0 / MIMO / Port 1 / PWL 26 / 9 dBi Antenna Group

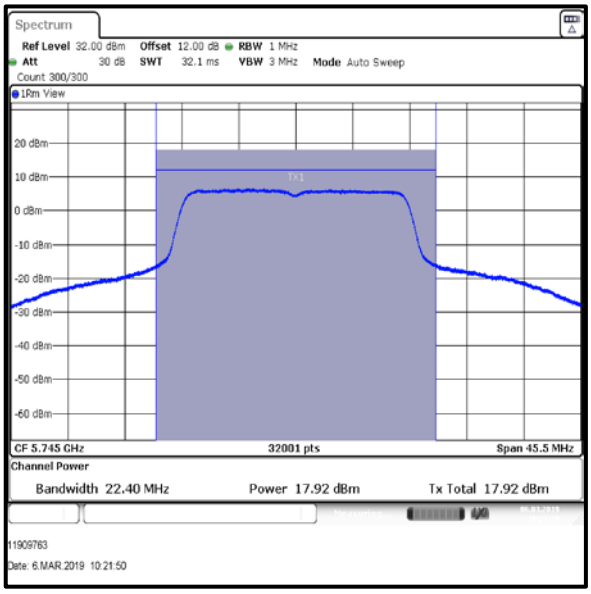

Bottom +1 Channel

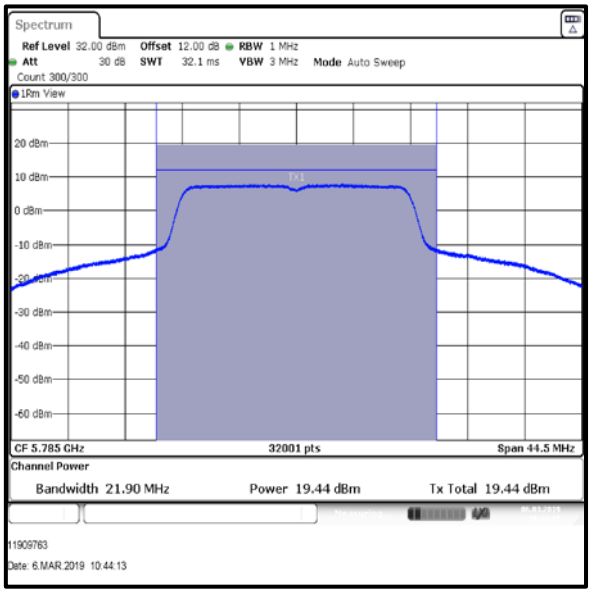

Middle Channel

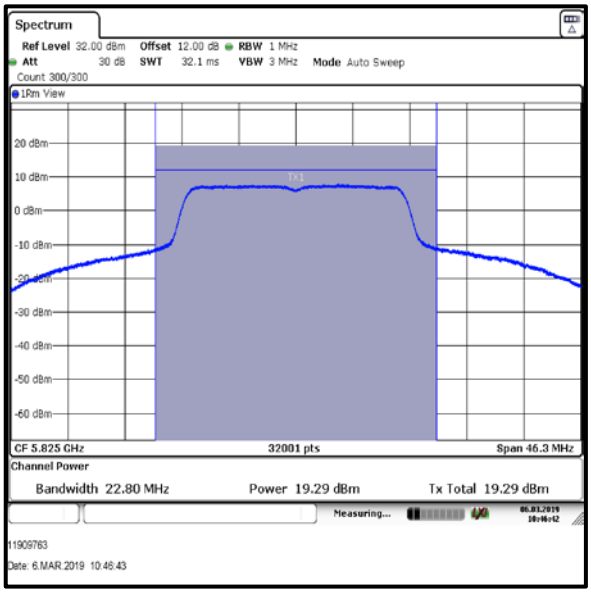

Top -1 Channel

Transmitter Maximum Conducted Output Power (continued)

Results: 802.11n / 20 MHz / MCS0 / MIMO / Port 2 / PWL 26 / 9 dBi Antenna Group

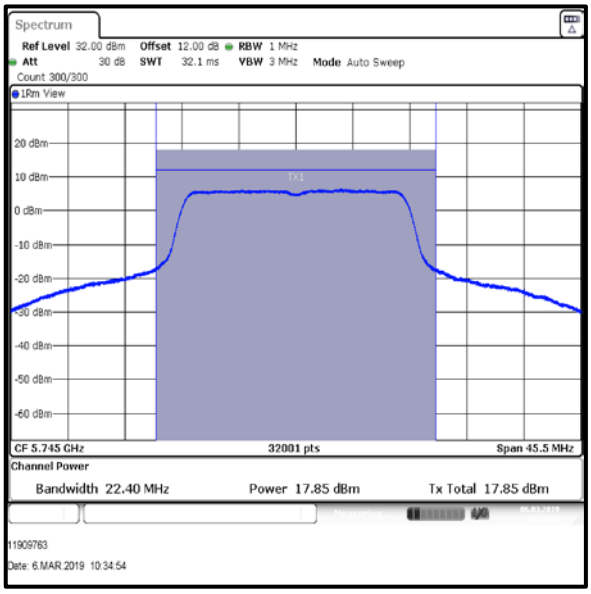

Bottom +1 Channel

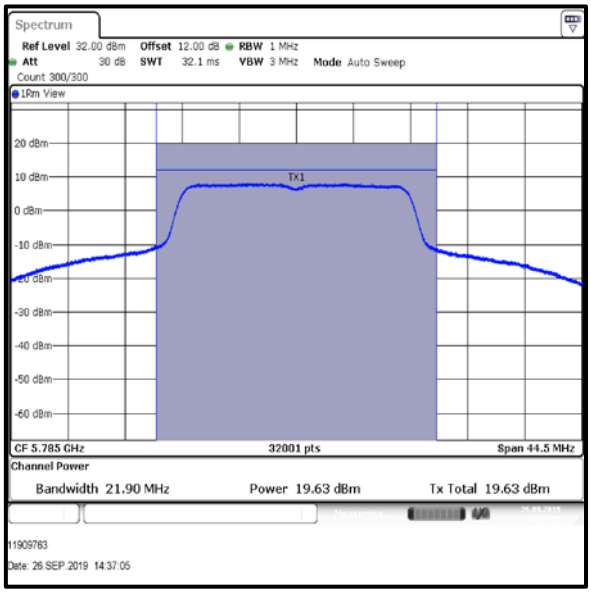

Middle Channel

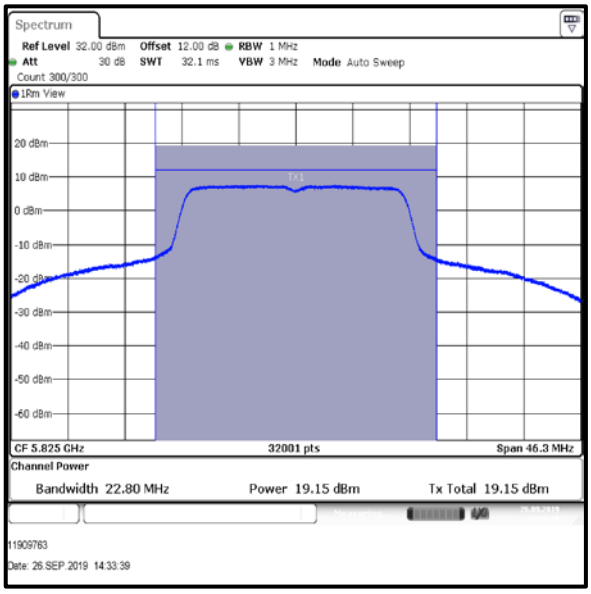

Top -1 Channel

Transmitter Maximum Conducted Output Power (continued)

Results: 802.11n / 20 MHz / MCS0 / MIMO / Port 1+2 / PWL 21 / 9 dBi Antenna Group

Channel	Port 1			Port 2		
	Conducted Power (dBm)	Duty Cycle Correction (dB)	Corrected Conducted Power (dBm)	Conducted Power (dBm)	Duty Cycle Correction (dB)	Corrected Conducted Power (dBm)
Bottom	16.3	0.5	16.8	15.8	0.5	16.3
Top	15.7	0.5	16.2	15.4	0.5	15.9

Channel	Corrected Conducted Power Port 1 (dBm)	Corrected Conducted Power Port 2 (dBm)	Port 1+2 Combined Conducted Power (dBm)	Conducted Power Limit (dBm)	Margin (dB)	Result
Bottom	16.8	16.3	19.6	27.0	7.4	Complied
Top	16.2	15.9	19.1	27.0	7.9	Complied

De Facto EIRP Limit Comparison

Channel	Port 1+2 Combined Conducted Power (dBm)	Directional Antenna Gain (dBi)	EIRP (dBm)	De Facto EIRP Limit (dBm)	Margin (dB)	Result
Bottom	19.6	9.0	28.6	36.0	7.4	Complied
Top	19.1	9.0	28.1	36.0	7.9	Complied

Result: Pass

Transmitter Maximum Conducted Output Power (continued)

Results: 802.11n / 20 MHz / MCS0 / MIMO / Port 1 / PWL 21 / 9 dBi Antenna Group

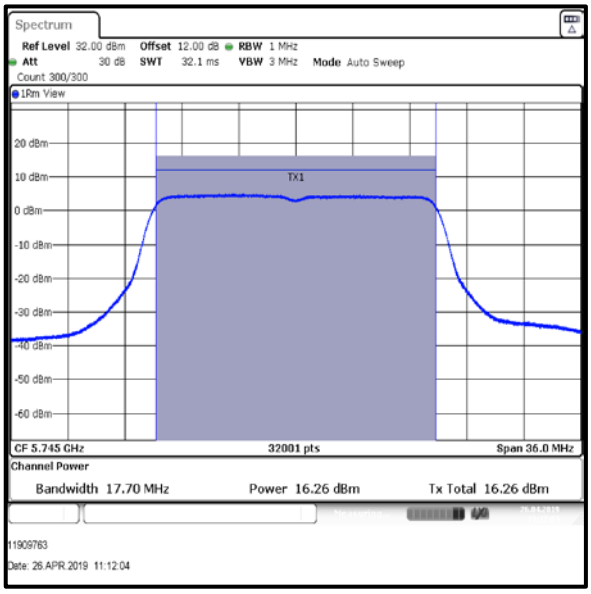

Bottom Channel

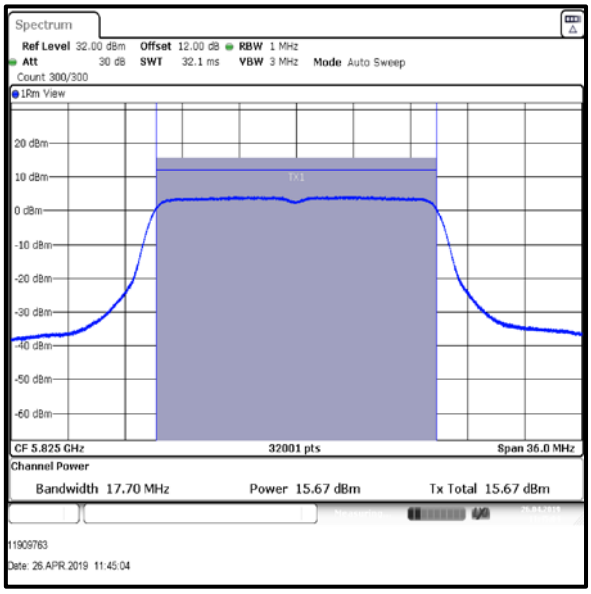

Top Channel

Results: 802.11n / 20 MHz / MCS0 / MIMO / Port 2 / PWL 21 / 9 dBi Antenna Group

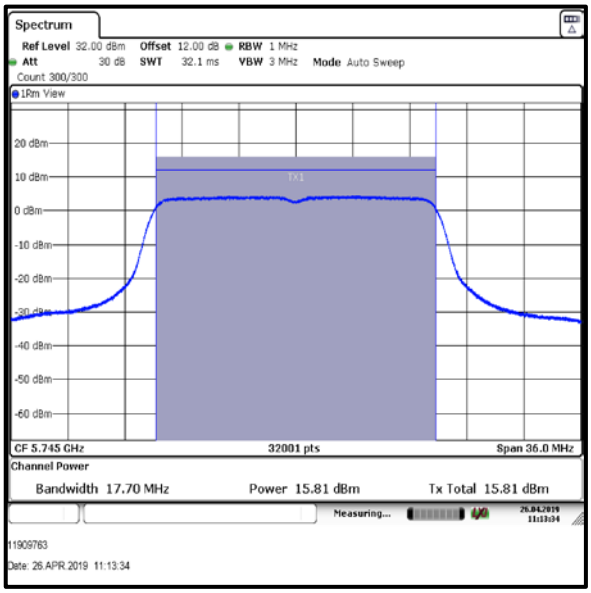

Bottom Channel

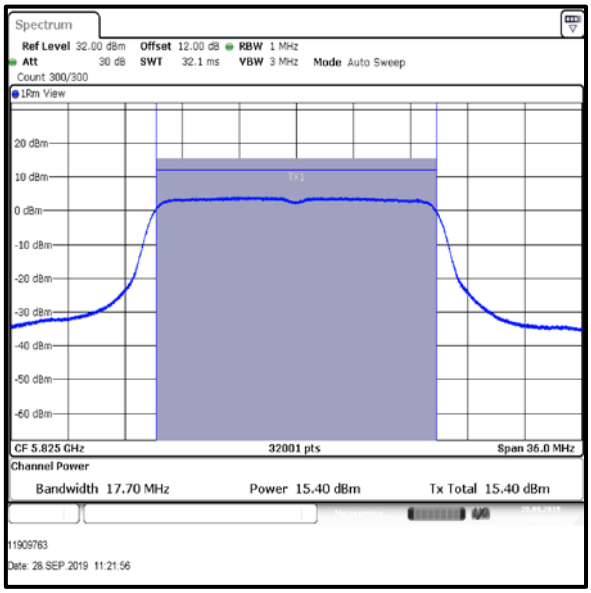

Top Channel

Transmitter Maximum Conducted Output Power (continued)

Results: 802.11ac / 20 MHz / MCS0 / MIMO / Port 1+2 / PWL 26 / 9 dBi Antenna Group

Channel	Port 1			Port 2		
	Conducted Power (dBm)	Duty Cycle Correction (dB)	Corrected Conducted Power (dBm)	Conducted Power (dBm)	Duty Cycle Correction (dB)	Corrected Conducted Power (dBm)
Bottom +1	18.0	0.4	18.4	17.8	0.4	18.2
Middle	19.3	0.4	19.7	19.4	0.4	19.8
Top -1	17.6	0.4	18.0	18.9	0.4	19.3

Channel	Corrected Conducted Power Port 1 (dBm)	Corrected Conducted Power Port 2 (dBm)	Port 1+2 Combined Conducted Power (dBm)	Conducted Power Limit (dBm)	Margin (dB)	Result
Bottom +1	18.4	18.2	21.3	27.0	5.7	Complied
Middle	19.7	19.8	22.8	27.0	4.2	Complied
Top -1	18.0	19.3	21.7	27.0	5.3	Complied

De Facto EIRP Limit Comparison

Channel	Port 1+2 Combined Conducted Power (dBm)	Directional Antenna Gain (dBi)	EIRP (dBm)	De Facto EIRP Limit (dBm)	Margin (dB)	Result
Bottom +1	21.3	9.0	30.3	36.0	5.7	Complied
Middle	22.8	9.0	31.8	36.0	4.2	Complied
Top -1	21.7	9.0	30.7	36.0	5.3	Complied

Result: Pass

Transmitter Maximum Conducted Output Power (continued)

Results: 802.11ac / 20 MHz / MCS0 / MIMO / Port 1 / PWL 26 / 9 dBi Antenna Group

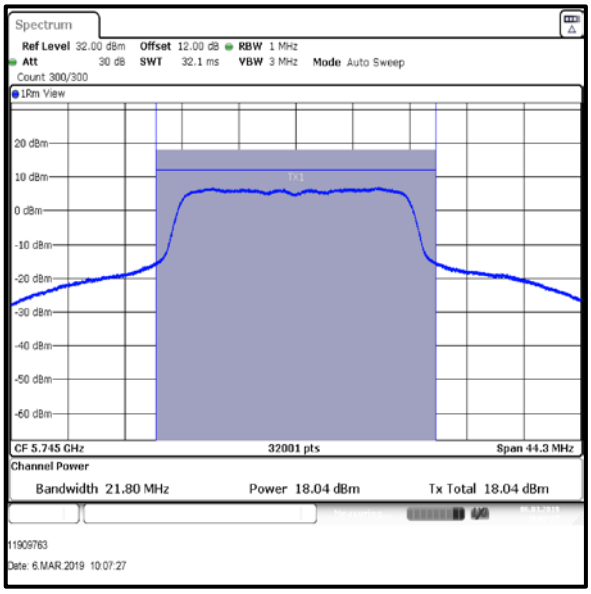

Bottom +1 Channel

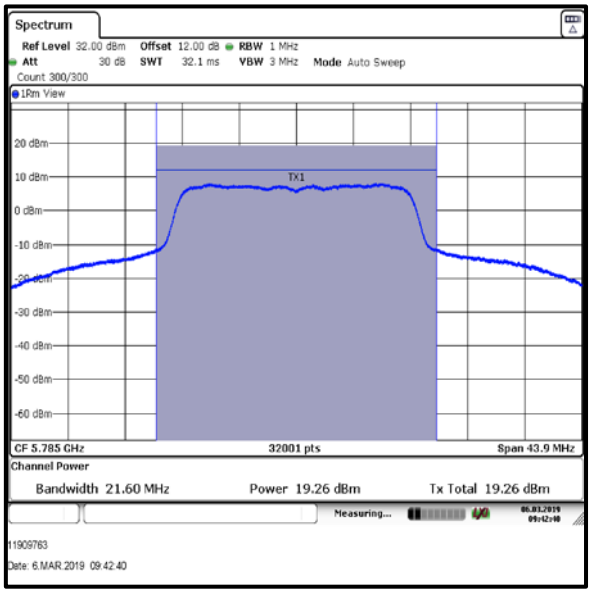

Middle Channel

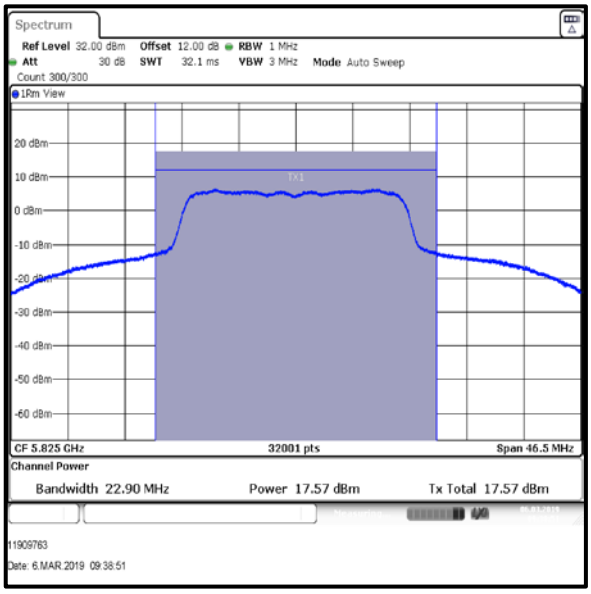

Top -1 Channel

Transmitter Maximum Conducted Output Power (continued)

Results: 802.11ac / 20 MHz / MCS0 / MIMO / Port 2 / PWL 26 / 9 dBi Antenna Group

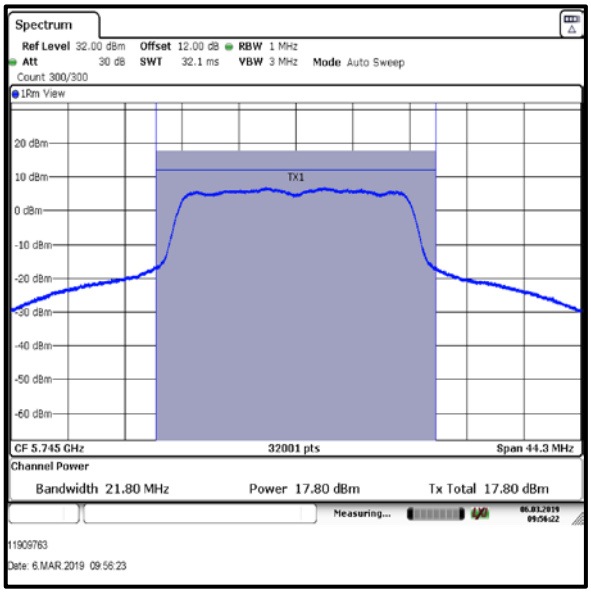

Bottom +1 Channel

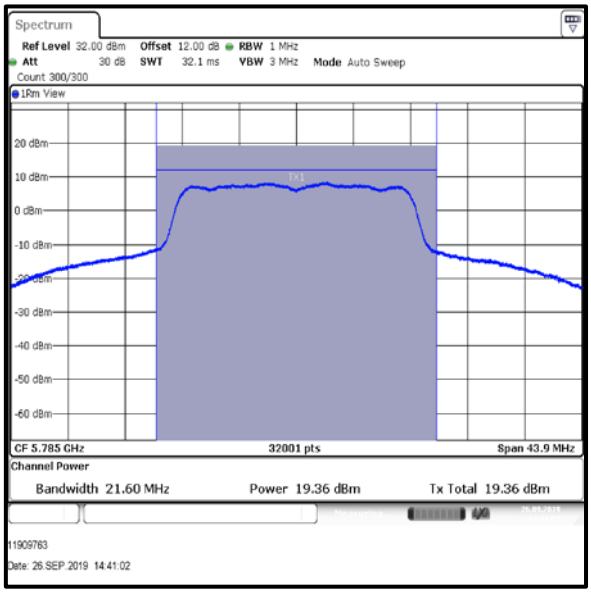

Middle Channel

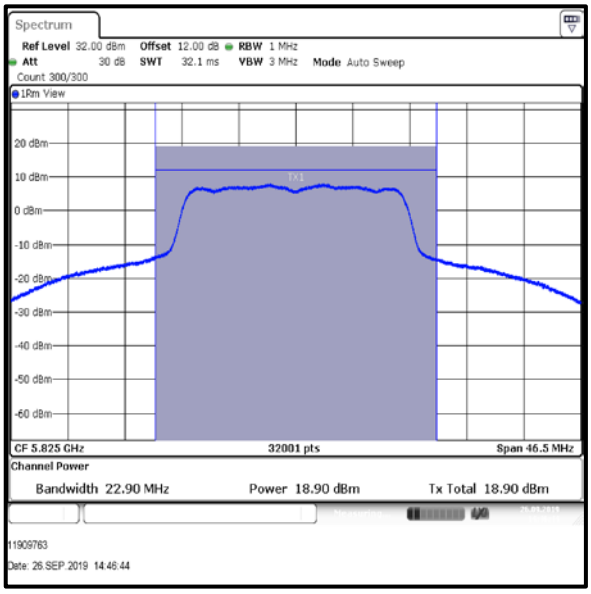

Top -1 Channel

Transmitter Maximum Conducted Output Power (continued)

Results: 802.11ac / 20 MHz / MCS0 / MIMO / Port 1+2 / PWL 21 / 9 dBi Antenna Group

Channel	Port 1			Port 2		
	Conducted Power (dBm)	Duty Cycle Correction (dB)	Corrected Conducted Power (dBm)	Conducted Power (dBm)	Duty Cycle Correction (dB)	Corrected Conducted Power (dBm)
Bottom	16.0	0.4	16.4	15.5	0.4	15.9
Top	15.3	0.4	15.7	15.3	0.4	15.7

Channel	Corrected Conducted Power Port 1 (dBm)	Corrected Conducted Power Port 2 (dBm)	Port 1+2 Combined Conducted Power (dBm)	Conducted Power Limit (dBm)	Margin (dB)	Result
Bottom	16.4	15.9	19.2	27.0	7.8	Complied
Top	15.7	15.7	18.7	27.0	8.3	Complied

De Facto EIRP Limit Comparison

Channel	Port 1+2 Combined Conducted Power (dBm)	Directional Antenna Gain (dBi)	EIRP (dBm)	De Facto EIRP Limit (dBm)	Margin (dB)	Result
Bottom	19.2	9.0	28.2	36.0	7.8	Complied
Top	18.7	9.0	27.7	36.0	8.3	Complied

Result: Pass

Transmitter Maximum Conducted Output Power (continued)

Results: 802.11ac / 20 MHz / MCS0 / MIMO / Port 1 / PWL 21 / 9 dBi Antenna Group

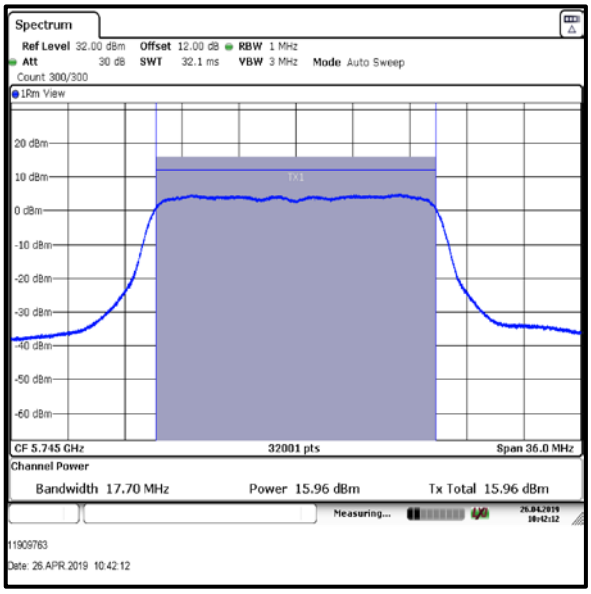

Bottom Channel

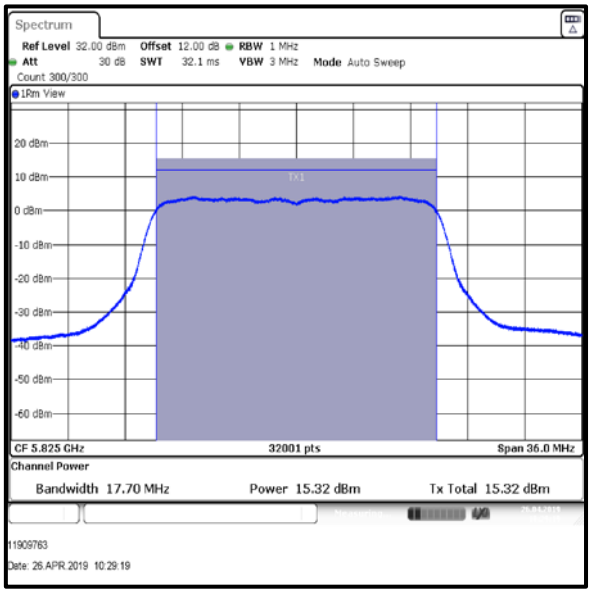

Top Channel

Results: 802.11ac / 20 MHz / MCS0 / MIMO / Port 2 / PWL 21 / 9 dBi Antenna Group

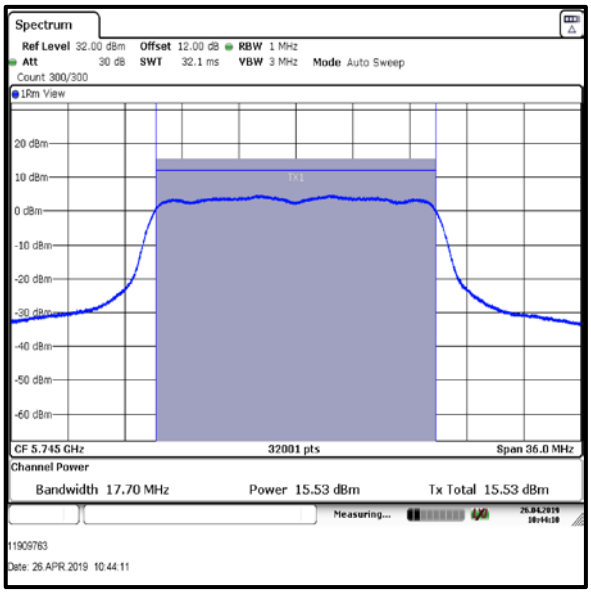

Bottom Channel

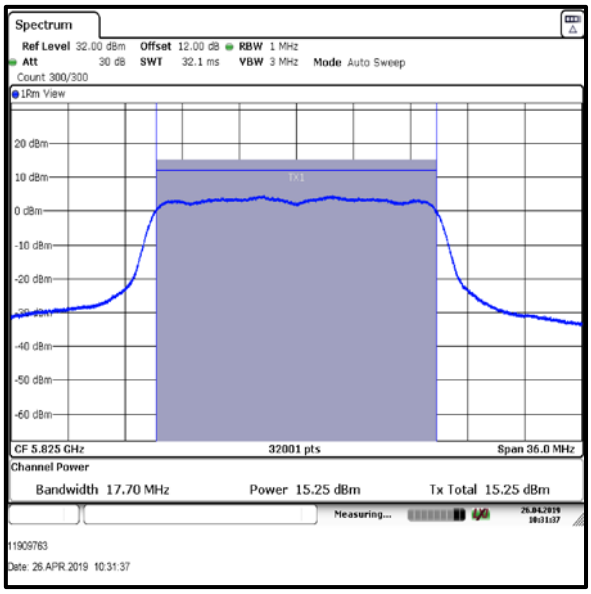

Top Channel

Transmitter Maximum Conducted Output Power (continued)

Results: 802.11n / HT40 / MCS0 / MIMO / Port 1+2 / PWL 21 / 9 dBi Antenna Group

Channel	Port 1			Port 2		
	Conducted Power (dBm)	Duty Cycle Correction (dB)	Corrected Conducted Power (dBm)	Conducted Power (dBm)	Duty Cycle Correction (dB)	Corrected Conducted Power (dBm)
Bottom	15.8	0.4	16.2	15.2	0.4	15.6
Top	15.5	0.4	15.9	15.5	0.4	15.9

Channel	Corrected Conducted Power Port 1 (dBm)	Corrected Conducted Power Port 2 (dBm)	Port 1+2 Combined Conducted Power (dBm)	Conducted Power Limit (dBm)	Margin (dB)	Result
Bottom	16.2	15.6	18.9	27.0	8.1	Complied
Top	15.9	15.9	18.9	27.0	8.1	Complied

De Facto EIRP Limit Comparison

Channel	Port 1+2 Combined Conducted Power (dBm)	Directional Antenna Gain (dBi)	EIRP (dBm)	De Facto EIRP Limit (dBm)	Margin (dB)	Result
Bottom	18.9	9.0	27.9	36.0	8.1	Complied
Top	18.9	9.0	27.9	36.0	8.1	Complied

Result: Pass

Transmitter Maximum Conducted Output Power (continued)

Results: 802.11n / HT40 / MCS0 / MIMO / Port 1 / PWL 21 / 9 dBi Antenna Group

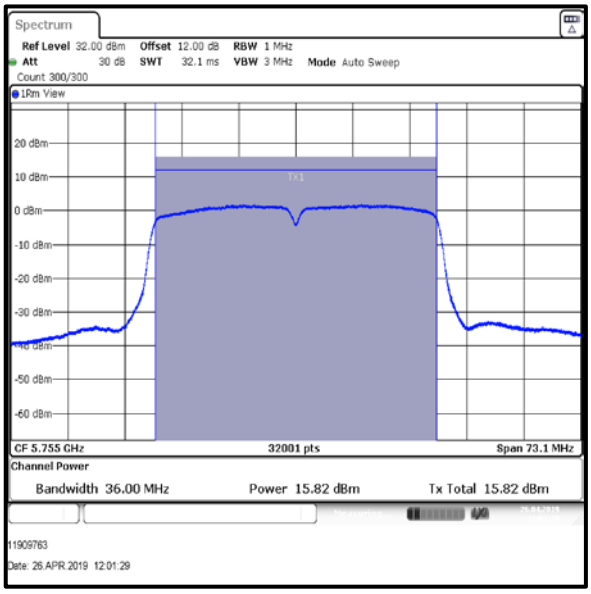

Bottom Channel

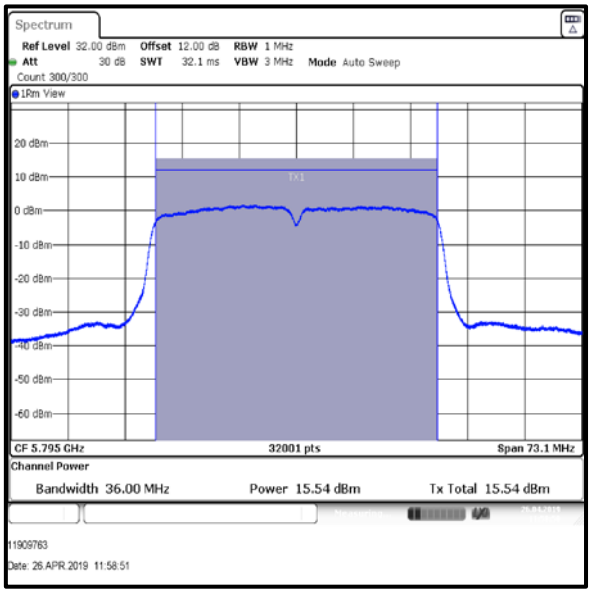

Top Channel

Results: 802.11n / HT40 / MCS0 / MIMO / Port 2 / PWL 21 / 9 dBi Antenna Group

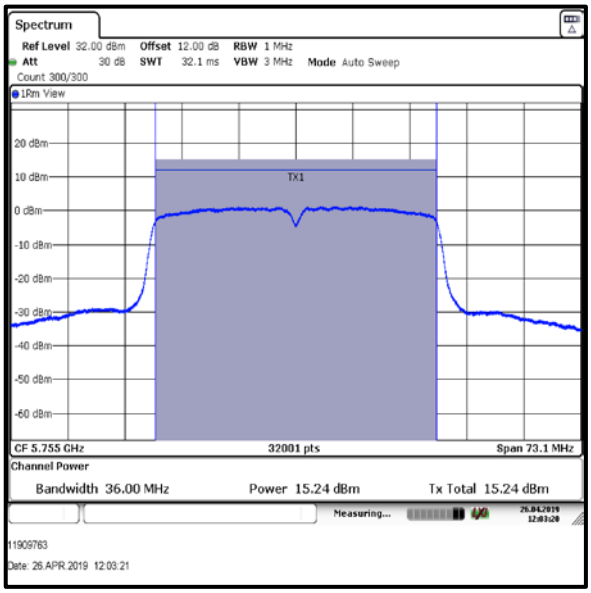

Bottom Channel

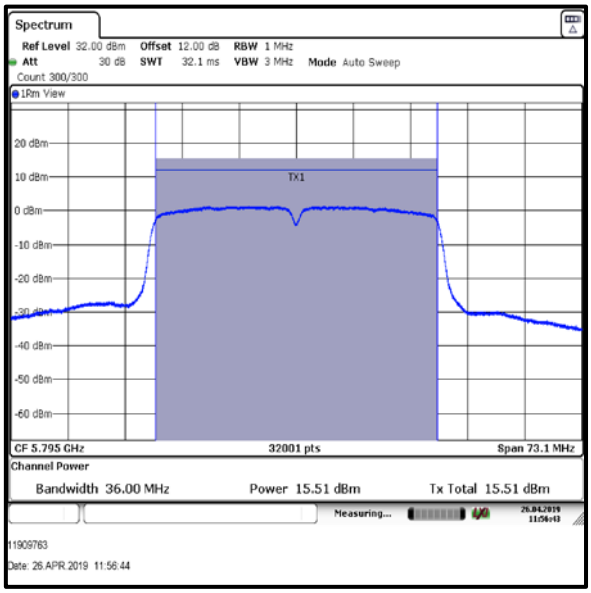

Top Channel

Transmitter Maximum Conducted Output Power (continued)

Results: 802.11ac / HT40 / MCS0 / MIMO / Port 1+2 / PWL 21 / 9 dBi Antenna Group

Channel	Port 1			Port 2		
	Conducted Power (dBm)	Duty Cycle Correction (dB)	Corrected Conducted Power (dBm)	Conducted Power (dBm)	Duty Cycle Correction (dB)	Corrected Conducted Power (dBm)
Bottom	13.6	0.4	14.0	13.5	0.4	13.9
Top	15.0	0.4	15.4	15.0	0.4	15.4

Channel	Corrected Conducted Power Port 1 (dBm)	Corrected Conducted Power Port 2 (dBm)	Port 1+2 Combined Conducted Power (dBm)	Conducted Power Limit (dBm)	Margin (dB)	Result
Bottom	14.0	13.9	17.0	27.0	10	Complied
Top	15.4	15.4	18.4	27.0	8.6	Complied

De Facto EIRP Limit Comparison

Channel	Port 1+2 Combined Conducted Power (dBm)	Directional Antenna Gain (dBi)	EIRP (dBm)	De Facto EIRP Limit (dBm)	Margin (dB)	Result
Bottom	17.0	9.0	26.0	36.0	10.0	Complied
Top	18.4	9.0	27.4	36.0	8.6	Complied

Result: Pass

Transmitter Maximum Conducted Output Power (continued)

Results: 802.11ac / HT40 / MCS0 / MIMO / Port 1 / PWL 21 / 9 dBi Antenna Group

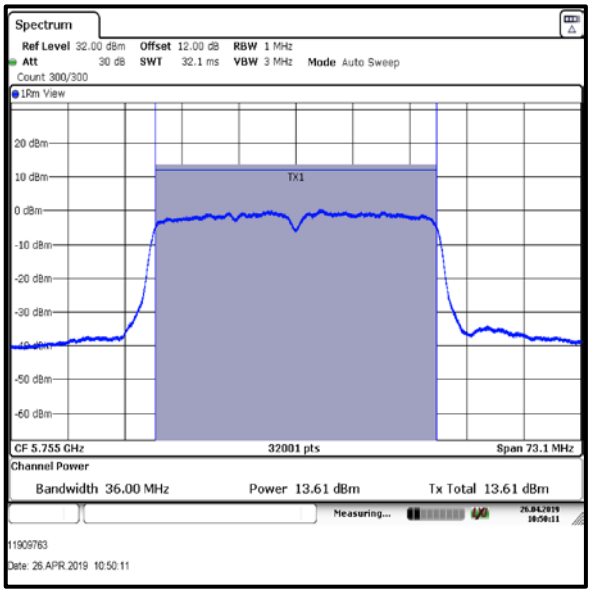

Bottom Channel

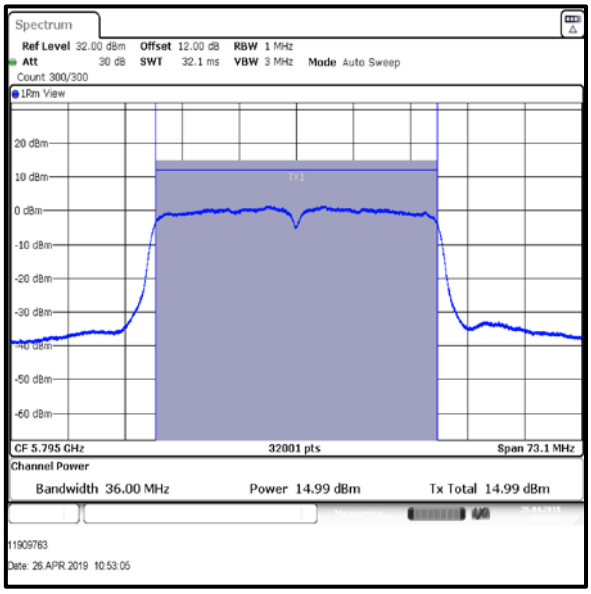

Top Channel

Results: 802.11ac / HT40 / MCS0 / MIMO / Port 2 / PWL 21 / 9 dBi Antenna Group

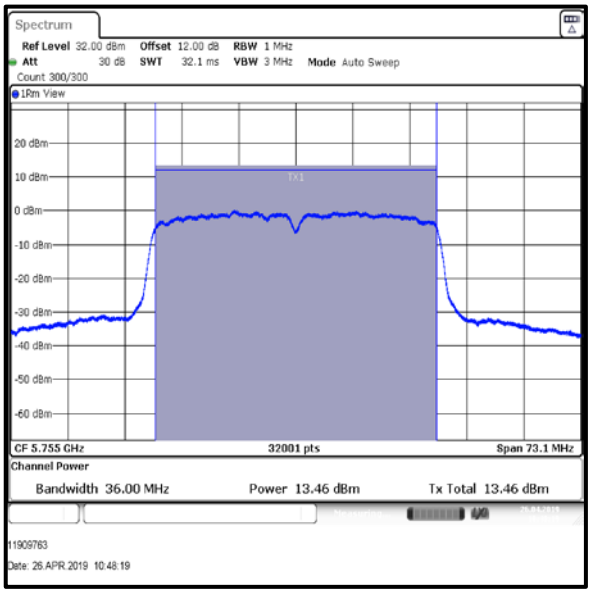

Bottom Channel

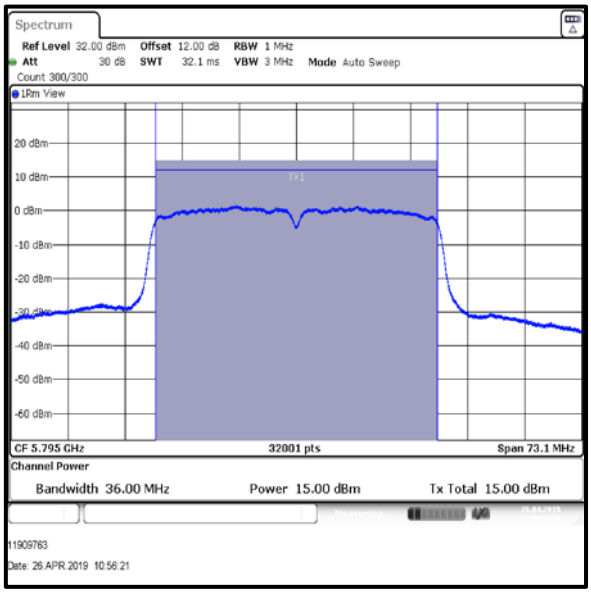

Top Channel

Transmitter Maximum Conducted Output Power (continued)

Results: 802.11ac / HT80 / MCS0 / MIMO / Port 1+2 / PWL 21 / 9 dBi Antenna Group

Channel	Port 1			Port 2		
	Conducted Power (dBm)	Duty Cycle Correction (dB)	Corrected Conducted Power (dBm)	Conducted Power (dBm)	Duty Cycle Correction (dB)	Corrected Conducted Power (dBm)
Single	14.4	0.5	14.9	14.4	0.5	14.9

Channel	Corrected Conducted Power Port 1 (dBm)	Corrected Conducted Power Port 2 (dBm)	Port 1+2 Combined Conducted Power (dBm)	Conducted Power Limit (dBm)	Margin (dB)	Result
Single	14.9	14.9	17.9	27.0	9.1	Complied

De Facto EIRP Limit Comparison

Channel	Port 1+2 Combined Conducted Power (dBm)	Directional Antenna Gain (dBi)	EIRP (dBm)	De Facto EIRP Limit (dBm)	Margin (dB)	Result
Single	17.9	9.0	26.9	36.0	9.1	Complied

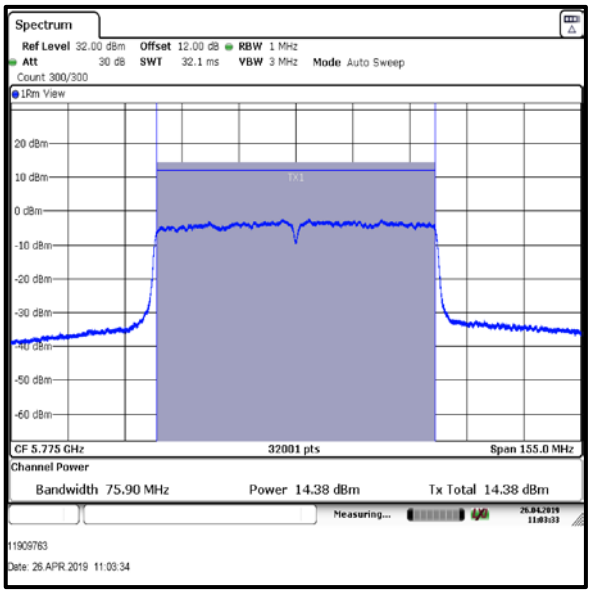

Single Channel Port 1

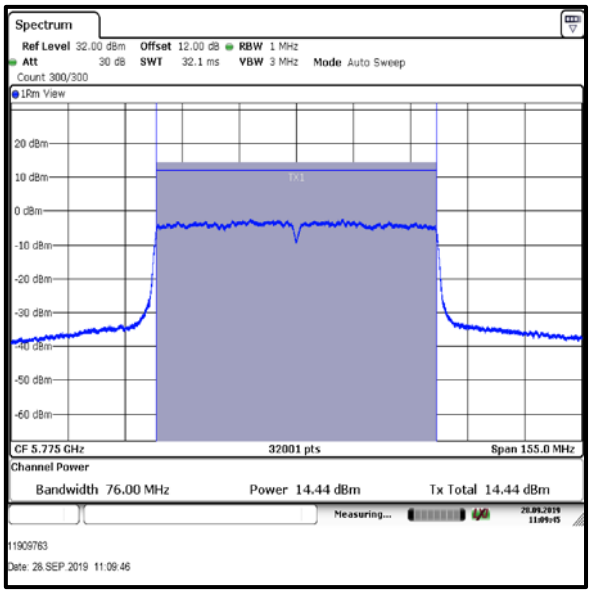

Single Channel Port 2

Result: Pass

Transmitter Maximum Conducted Output Power (continued)

Results: 802.11a / 20 MHz / 6Mbps / MIMO / Port 1+2+3 / PWL 22 / 9 dBi Antenna Group

Channel	Port 1			Port 2		
	Conducted Power (dBm)	Duty Cycle Correction (dB)	Corrected Conducted Power (dBm)	Conducted Power (dBm)	Duty Cycle Correction (dB)	Corrected Conducted Power (dBm)
Bottom +1	15.2	0.3	15.5	15.0	0.3	15.3
Middle	14.9	0.3	15.2	15.1	0.3	15.4
Top -1	14.6	0.3	14.9	14.9	0.3	15.2

Channel	Port 3		
	Conducted Power (dBm)	Duty Cycle Correction (dB)	Corrected Conducted Power (dBm)
Bottom +1	15.7	0.3	16.0
Middle	14.9	0.3	15.2
Top -1	15.1	0.3	15.4

Channel	Corrected Conducted Power Port 1 (dBm)	Corrected Conducted Power Port 2 (dBm)	Corrected Conducted Power Port 3 (dBm)	Port 1+2+3 Combined Conducted Power (dBm)	Conducted Power Limit (dBm)	Margin (dB)	Result
Bottom +1	15.5	15.3	16.0	20.4	27.0	6.6	Complied
Middle	15.2	15.4	15.2	20.0	27.0	7	Complied
Top -1	14.9	15.2	15.4	19.9	27.0	7.1	Complied

De Facto EIRP Limit Comparison

Channel	Port 1+2+3 Combined Conducted Power (dBm)	Directional Antenna Gain (dBi)	EIRP (dBm)	De Facto EIRP Limit (dBm)	Margin (dB)	Result
Bottom +1	20.4	9.0	29.4	36.0	6.6	Complied
Middle	20.0	9.0	29.0	36.0	7.0	Complied
Top -1	19.9	9.0	28.9	36.0	7.1	Complied

Result: Pass

Transmitter Maximum Conducted Output Power (continued)

Results: 802.11a / 20 MHz / 6Mbps / MIMO / Port 1 / PWL 22 / 9 dBi Antenna Group

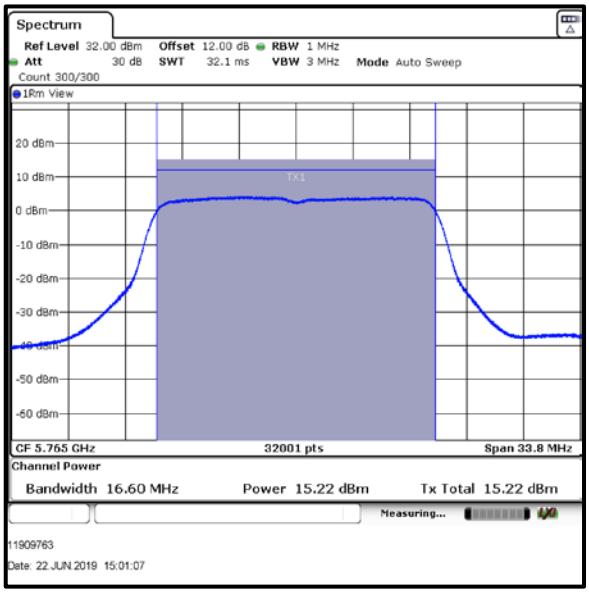

Bottom +1 Channel

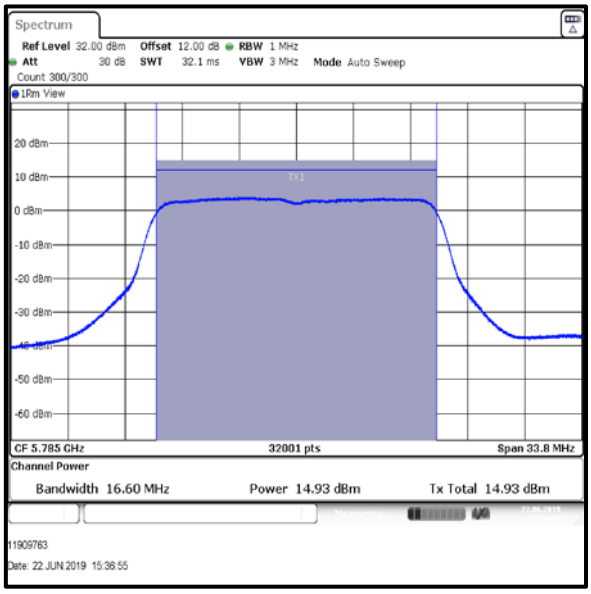

Middle Channel

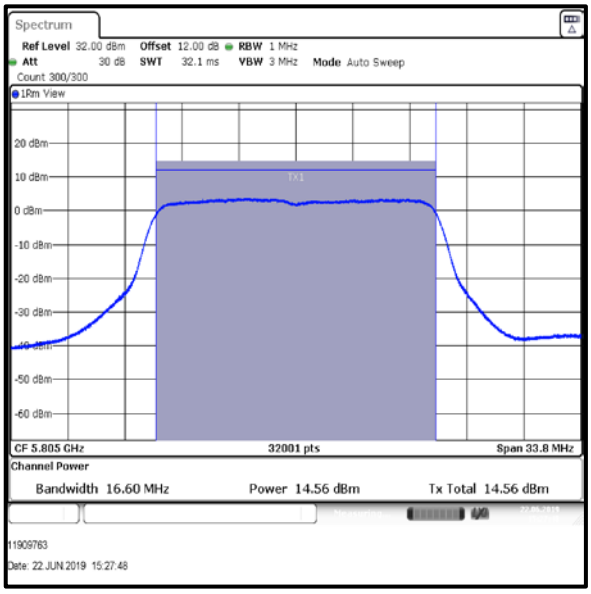

Top -1 Channel

Transmitter Maximum Conducted Output Power (continued)

Results: 802.11a / 20 MHz / 6Mbps / MIMO / Port 2 / PWL 22 / 9 dBi Antenna Group

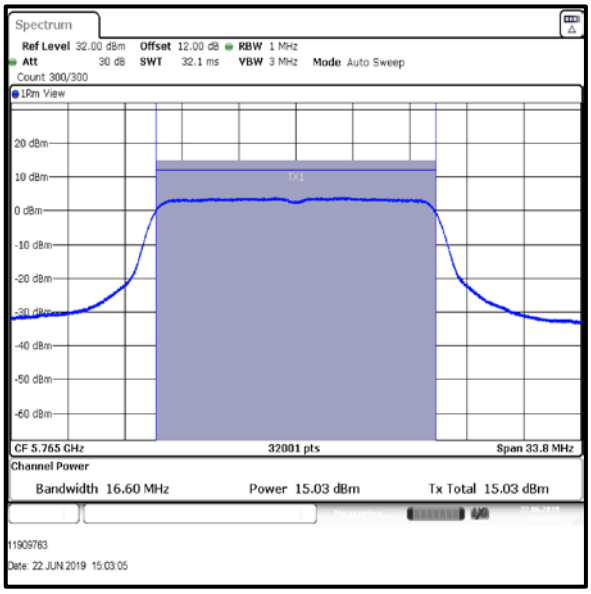

Bottom +1 Channel

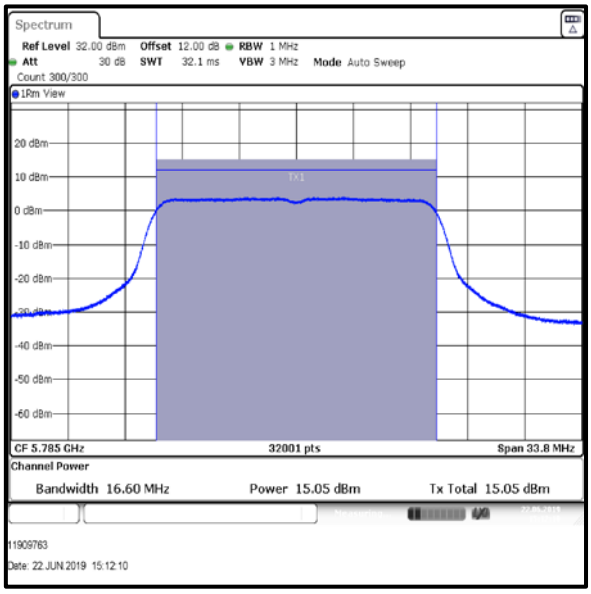

Middle Channel

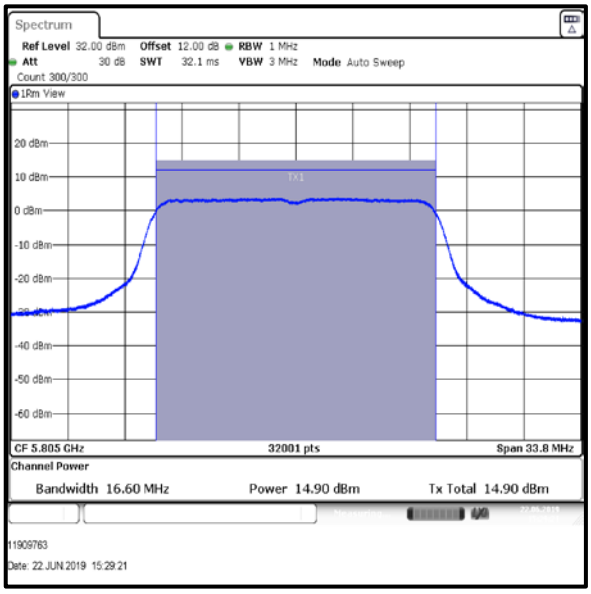

Top -1 Channel

Transmitter Maximum Conducted Output Power (continued)

Results: 802.11a / 20 MHz / 6Mbps / MIMO / Port 3 / PWL 22 / 9 dBi Antenna Group

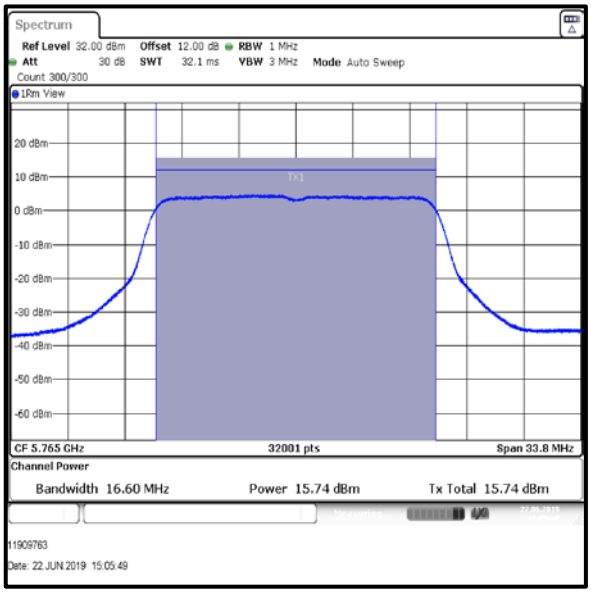

Bottom +1 Channel

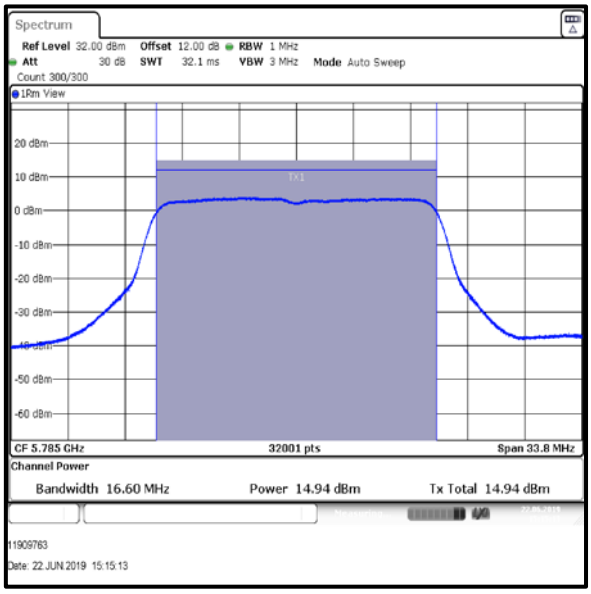

Middle Channel

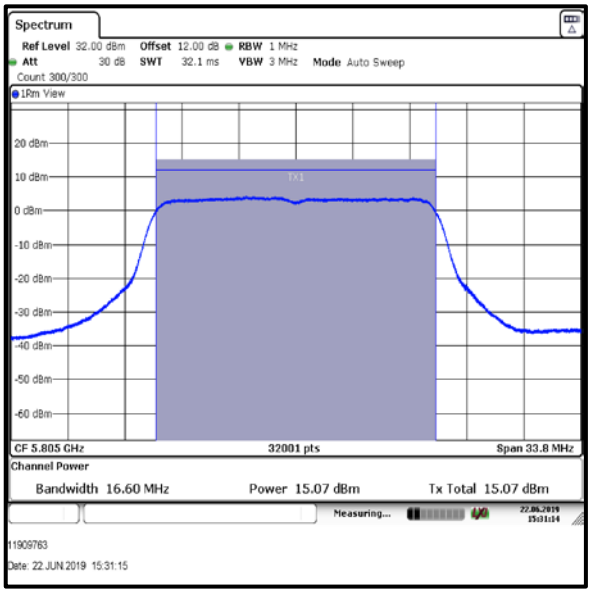

Top -1 Channel

Transmitter Maximum Conducted Output Power (continued)

Results: 802.11a / 20 MHz / 6Mbps / MIMO / Port 1+2+3 / PWL 17 / 9 dBi Antenna Group

Channel	Port 1			Port 2		
	Conducted Power (dBm)	Duty Cycle Correction (dB)	Corrected Conducted Power (dBm)	Conducted Power (dBm)	Duty Cycle Correction (dB)	Corrected Conducted Power (dBm)
Bottom	10.3	0.3	10.6	9.9	0.3	10.2
Top	9.3	0.3	9.6	9.7	0.3	10.0

Channel	Port 3		
	Conducted Power (dBm)	Duty Cycle Correction (dB)	Corrected Conducted Power (dBm)
Bottom	10.4	0.3	10.7
Top	9.8	0.3	10.1

Channel	Corrected Conducted Power Port 1 (dBm)	Corrected Conducted Power Port 2 (dBm)	Corrected Conducted Power Port 3 (dBm)	Port 1+2+3 Combined Conducted Power (dBm)	Conducted Power Limit (dBm)	Margin (dB)	Result
Bottom	10.6	10.2	10.7	15.3	27.0	11.7	Complied
Top	9.6	10.0	10.1	14.7	27.0	12.3	Complied

De Facto EIRP Limit Comparison

Channel	Port 1+2+3 Combined Conducted Power (dBm)	Directional Antenna Gain (dBi)	EIRP (dBm)	De Facto EIRP Limit (dBm)	Margin (dB)	Result
Bottom	15.3	9.0	24.3	36.0	11.7	Complied
Top	14.7	9.0	23.7	36.0	12.3	Complied

Result: Pass