Transmitter Maximum Power Spectral Density (continued)

Results: 802.11ac / HT40 / MCS0 / MIMO / Port 1 / PWL 26 / 8 dBi Antenna Group

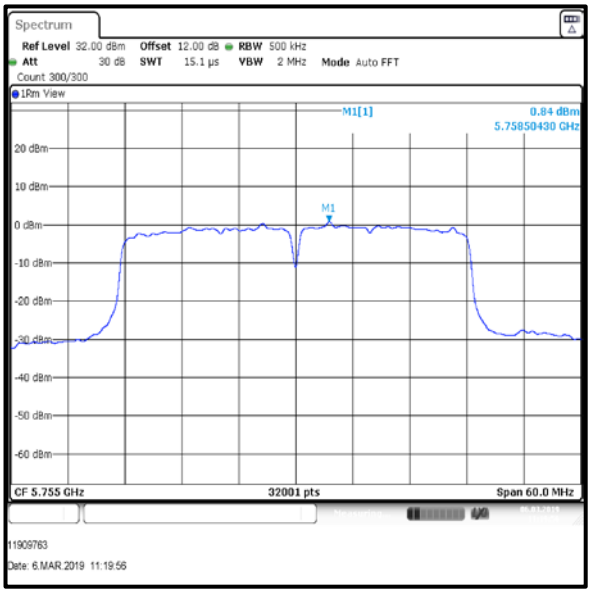

Bottom Channel

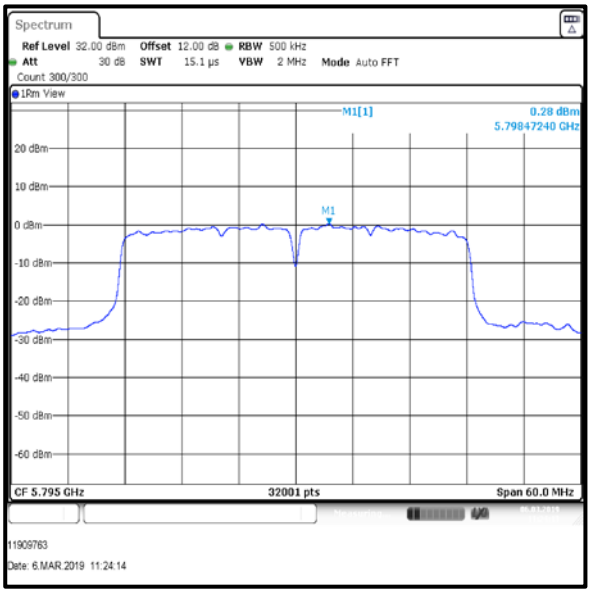

Top Channel

Results: 802.11ac / HT40 / MCS0 / MIMO / Port 2 / PWL 26 / 8 dBi Antenna Group

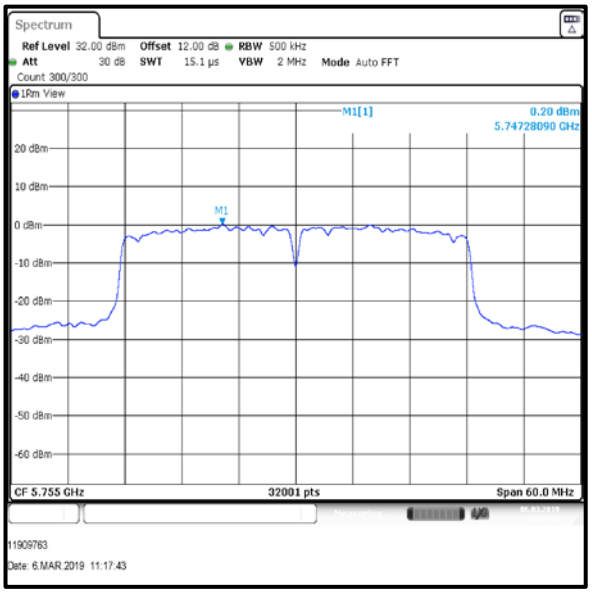

Bottom Channel

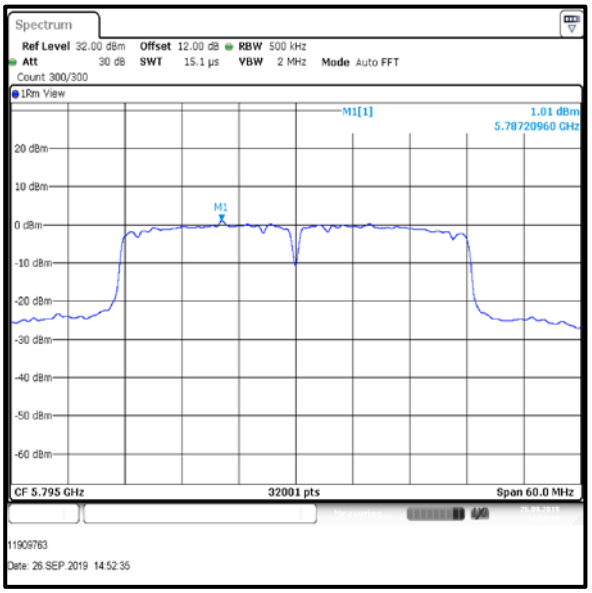

Top Channel

Transmitter Maximum Power Spectral Density (continued)

Results: 802.11ac / HT80 / MCS0 / MIMO / Port 1+2 / PWL 26 / 8 dBi Antenna Group

Channel	Port 1			Port 2		
	PPSD (dBm/500 kHz)	Duty Cycle Correction (dB)	Corrected PPSD (dBm/500 kHz)	PPSD (dBm/500 kHz)	Duty Cycle Correction (dB)	Corrected PPSD (dBm/500 kHz)
Single	-5.2	0.5	-4.7	-5.6	0.5	-5.1

Channel	Corrected PPSD Port 1 (dBm/500 kHz)	Corrected PPSD Port 2 (dBm/500 kHz)	Combined PPSD (dBm/500 kHz)	Limit (dBm/500kHz)	Margin (dB)	Result
Single	-4.7	-5.1	-1.9	24.9	26.8	Complied

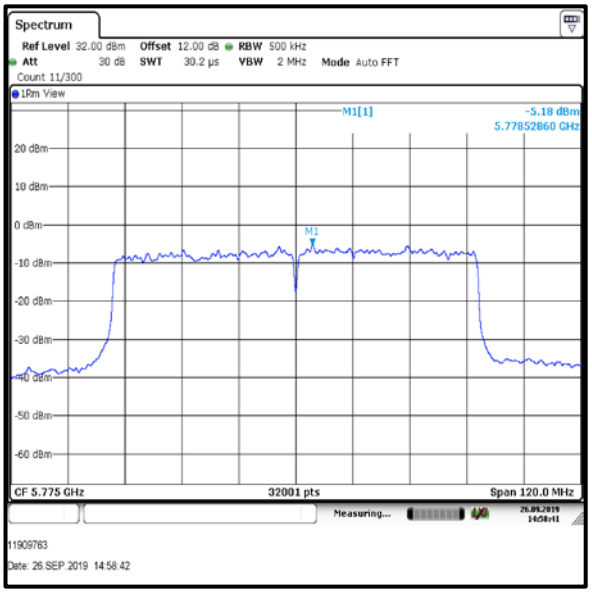

Single Channel Port 1

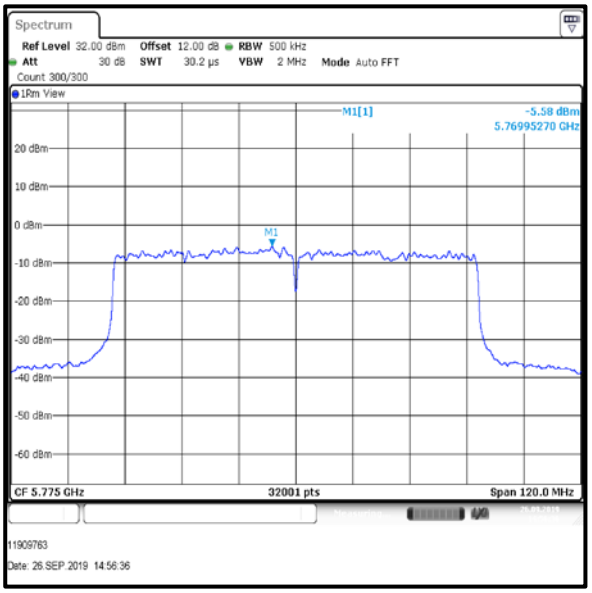

Single Channel Port 2

Result: Pass

Transmitter Maximum Power Spectral Density (continued)

Results: 802.11a / 20 MHz / 6 Mbps / MIMO / Port 1+2+3 / PWL 26 / 8 dBi Antenna Group

Channel	Port 1			Port 2		
	PPSD (dBm/500 kHz)	Duty Cycle Correction (dB)	Corrected PPSD (dBm/500 kHz)	PPSD (dBm/500 kHz)	Duty Cycle Correction (dB)	Corrected PPSD (dBm/500 kHz)
Bottom +1	4.8	0.3	5.1	4.5	0.3	4.8
Middle	4.5	0.3	4.8	4.3	0.3	4.6
Top -1	4.2	0.3	4.5	4.2	0.3	4.5

Channel	Port 3		
	PPSD (dBm /500kHz)	Duty Cycle Correction (dB)	Corrected PPSD (dBm /500kHz)
Bottom +1	5.2	0.3	5.5
Middle	4.9	0.3	5.2
Top -1	5.1	0.3	5.4

Channel	Corrected PPSD Port 1 (dBm/500 kHz)	Corrected PPSD Port 2 (dBm/500 kHz)	Corrected PPSD Port 1 (dBm/500 kHz)	Combined PPSD (dBm/500 kHz)	Limit (dBm/500kHz)	Margin (dB)	Result
Bottom +1	5.1	4.8	5.5	9.9	23.2	13.3	Complied
Middle	4.8	4.6	5.2	9.6	23.2	13.6	Complied
Top -1	4.5	4.5	5.4	9.6	23.2	13.6	Complied

Result: Pass

Transmitter Maximum Power Spectral Density (continued)

Results: 802.11a / 20 MHz / 6 Mbps / MIMO / Port 1 / PWL 26 / 8 dBi Antenna Group

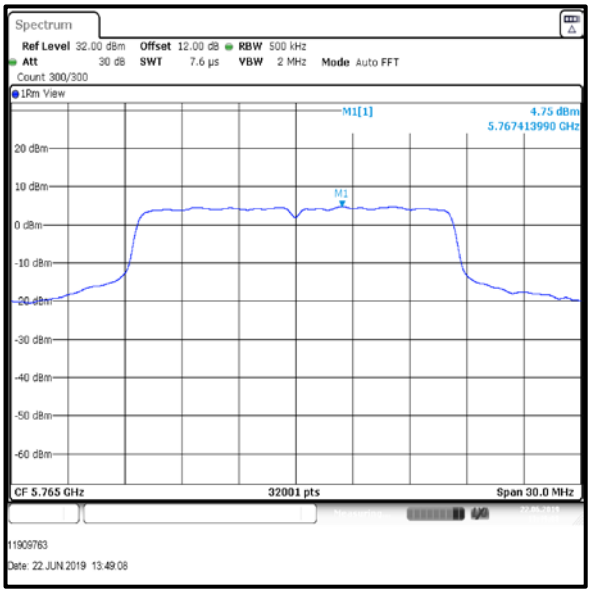

Bottom +1 Channel

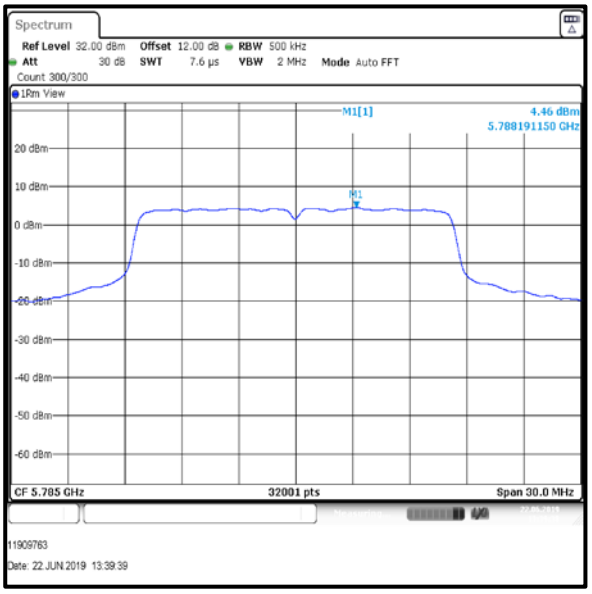

Middle Channel

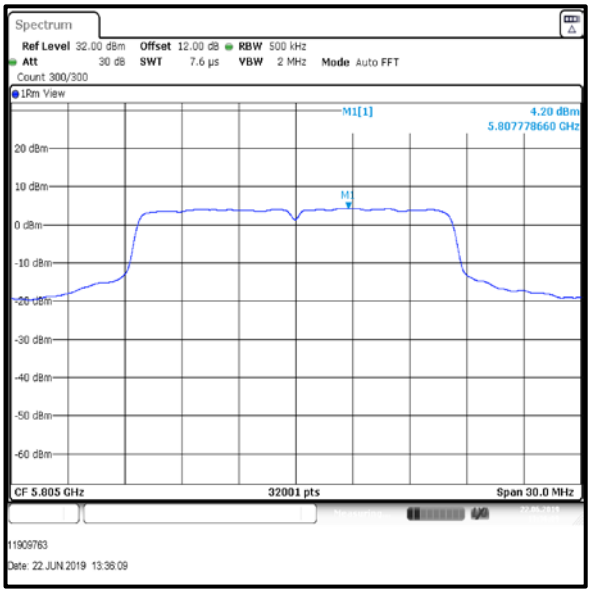

Top -1 Channel

Transmitter Maximum Power Spectral Density (continued)

Results: 802.11a / 20 MHz / 6 Mbps / MIMO / Port 2 / PWL 26 / 8 dBi Antenna Group

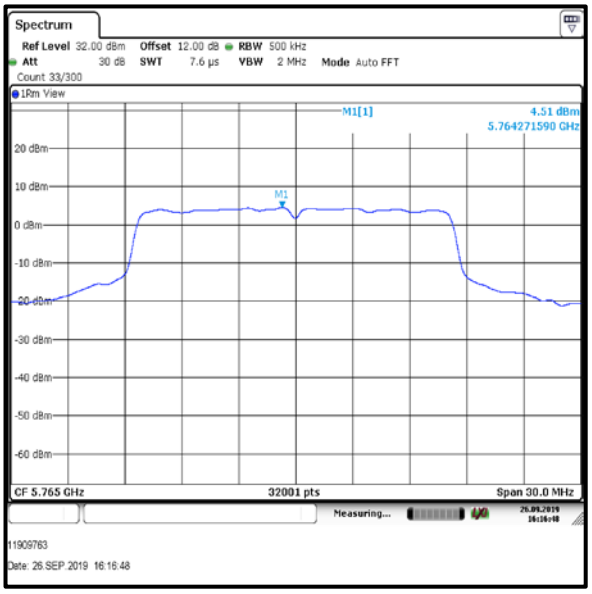

Bottom +1 Channel

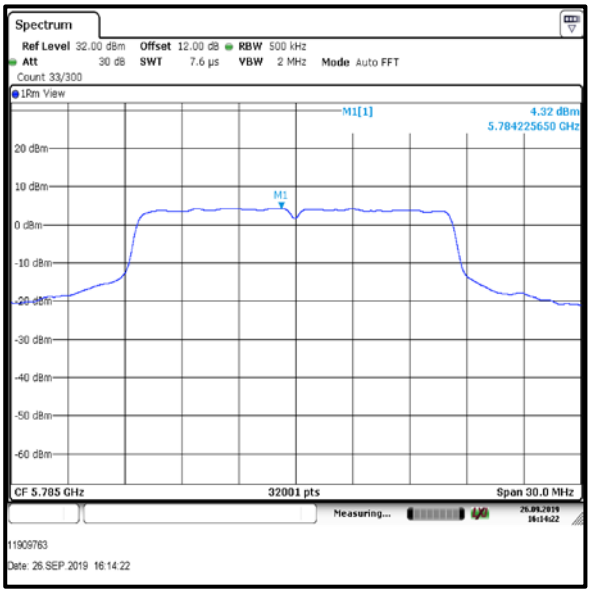

Middle Channel

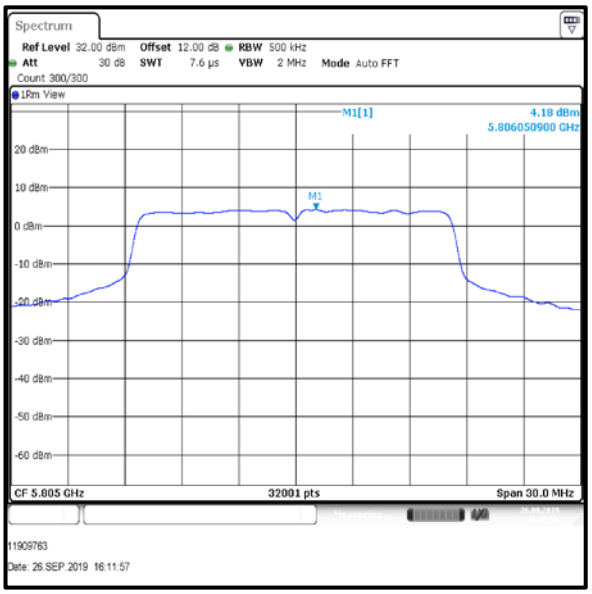

Top -1 Channel

Transmitter Maximum Power Spectral Density (continued)

Results: 802.11a / 20 MHz / 6 Mbps / MIMO / Port 3 / PWL 26 / 8 dBi Antenna Group

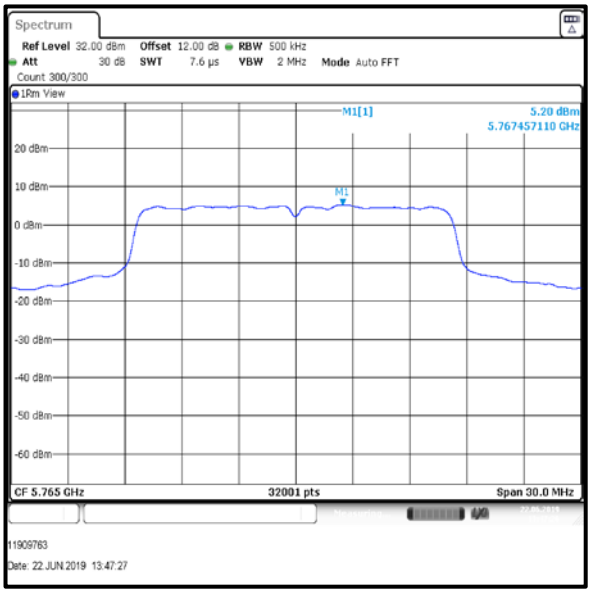

Bottom +1 Channel

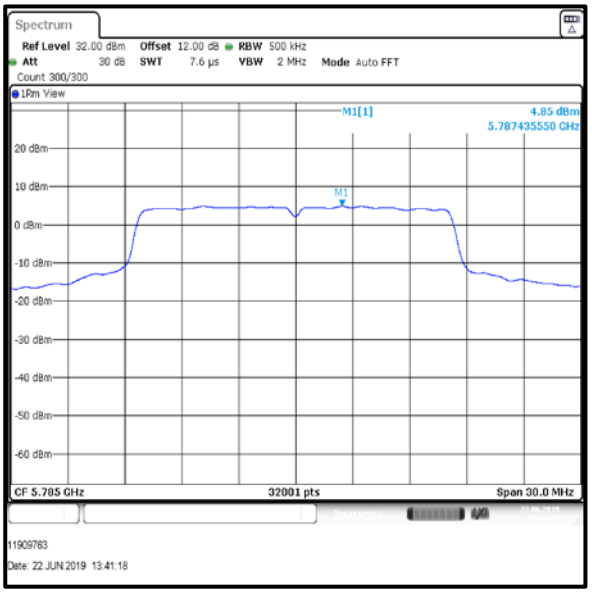

Middle Channel

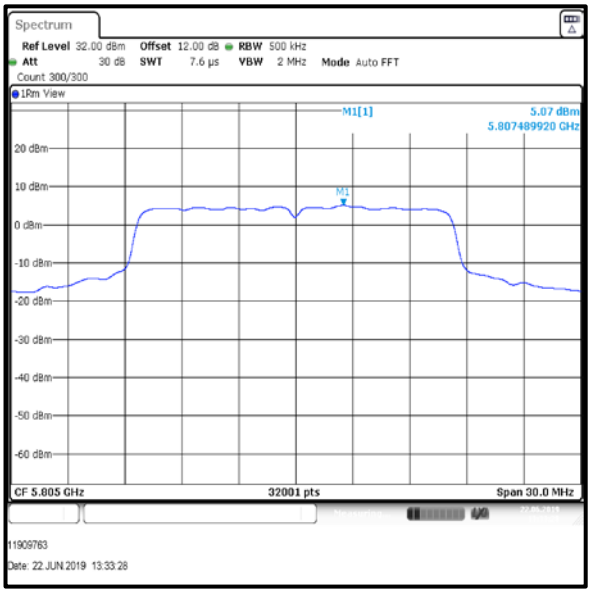

Top -1 Channel

Transmitter Maximum Power Spectral Density (continued)

Results: 802.11a / 20 MHz / 6 Mbps / MIMO / Port 1+2+3 / PWL 23 / 8 dBi Antenna Group

Channel	Port 1			Port 2		
	PPSD (dBm/500 kHz)	Duty Cycle Correction (dB)	Corrected PPSD (dBm/500 kHz)	PPSD (dBm/500 kHz)	Duty Cycle Correction (dB)	Corrected PPSD (dBm/500 kHz)
Bottom	2.6	0.3	2.9	1.8	0.3	2.1
Top	1.6	0.3	1.9	1.2	0.3	1.5

Channel	Port 3		
	PPSD (dBm /500kHz)	Duty Cycle Correction (dB)	Corrected PPSD (dBm /500kHz)
Bottom	2.4	0.3	2.7
Top	1.8	0.3	2.1

Channel	Corrected PPSD Port 1 (dBm/500 kHz)	Corrected PPSD Port 2 (dBm/500 kHz)	Corrected PPSD Port 1 (dBm/500 kHz)	Combined PPSD (dBm/500 kHz)	Limit (dBm/500kHz)	Margin (dB)	Result
Bottom	2.9	2.1	2.7	7.4	23.2	15.8	Complied
Top	1.9	1.5	2.1	6.6	23.2	16.6	Complied

Result: Pass

Transmitter Maximum Power Spectral Density (continued)

Results: 802.11a / 20 MHz / 6 Mbps / MIMO / Port 1 / PWL 23 / 8 dBi Antenna Group

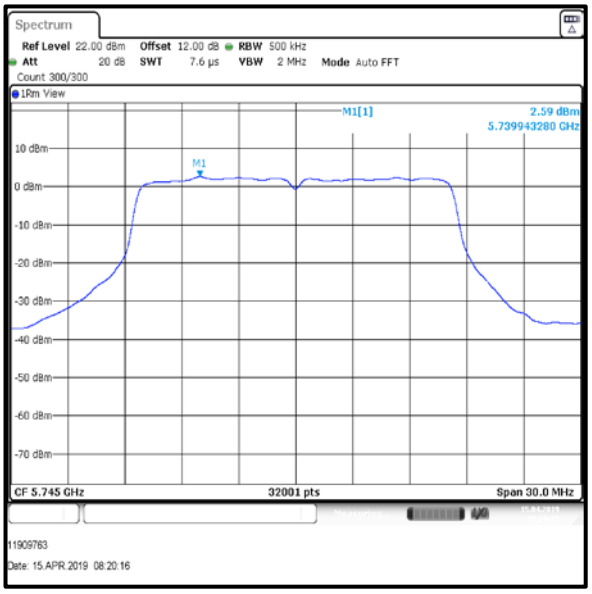

Bottom Channel

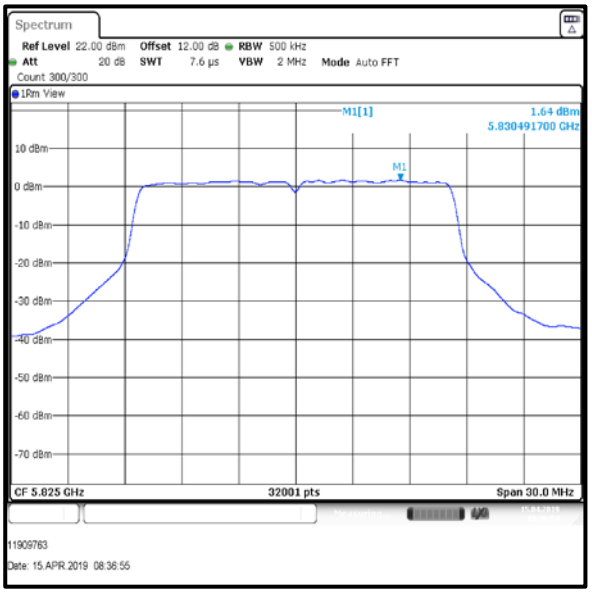

Top Channel

Results: 802.11a / 20 MHz / 6 Mbps / MIMO / Port 2 / PWL 23 / 8 dBi Antenna Group

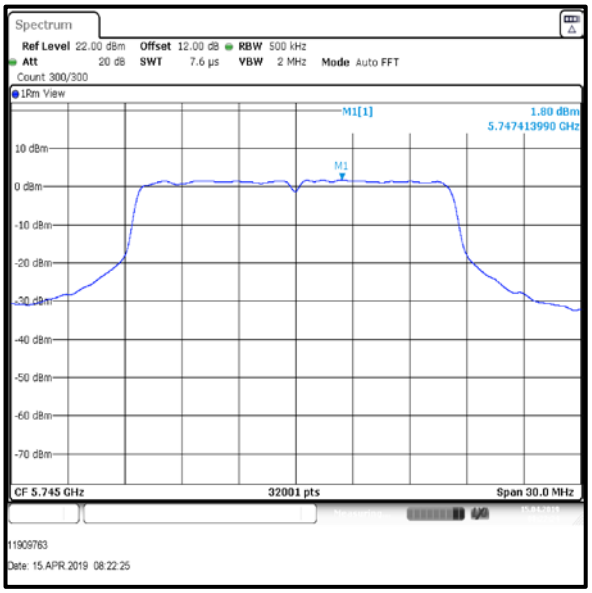

Bottom Channel

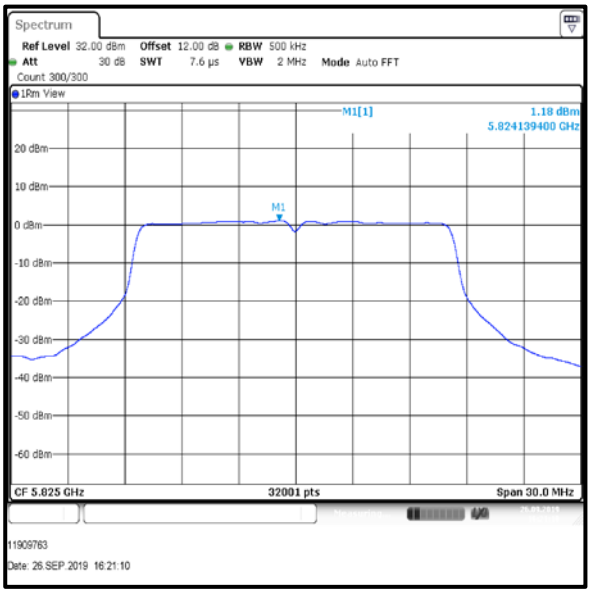

Top Channel

Transmitter Maximum Power Spectral Density (continued)

Results: 802.11a / 20 MHz / 6 Mbps / MIMO / Port 3 / PWL 23 / 8 dBi Antenna Group

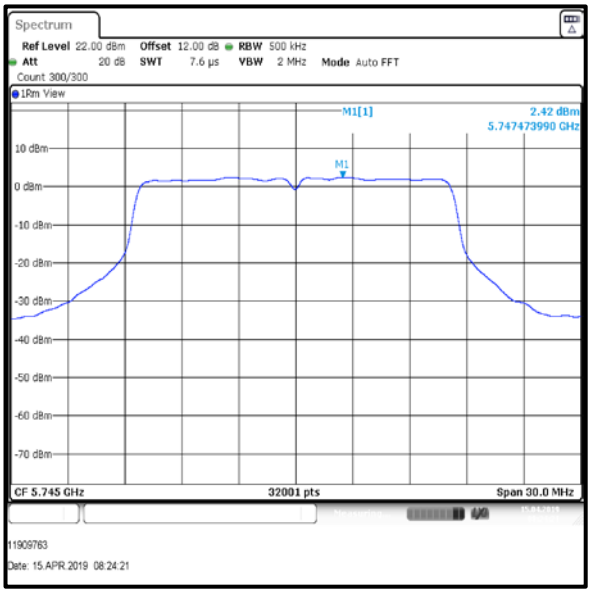

Bottom Channel

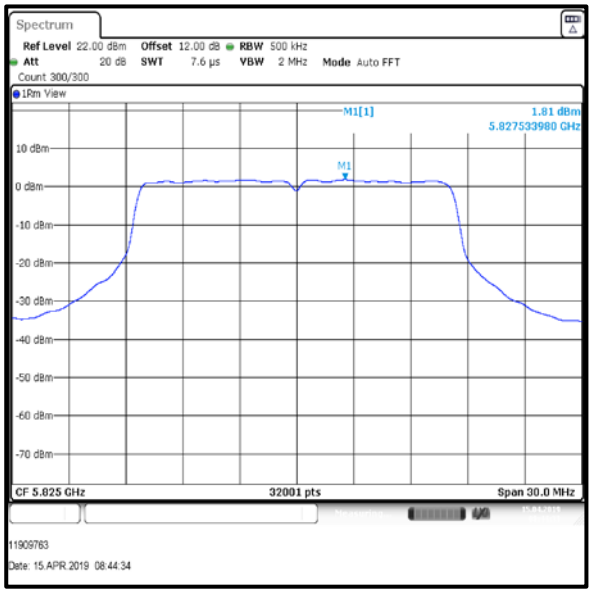

Top Channel

Transmitter Maximum Power Spectral Density (continued)

Results: 802.11n / 20 MHz / MCS0 / MIMO / Port 1+2+3 / PWL 26 / 8 dBi Antenna Group

Channel	Port 1			Port 2		
	PPSD (dBm/500 kHz)	Duty Cycle Correction (dB)	Corrected PPSD (dBm/500 kHz)	PPSD (dBm/500 kHz)	Duty Cycle Correction (dB)	Corrected PPSD (dBm/500 kHz)
Bottom +1	4.3	0.5	4.8	3.4	0.5	3.9
Middle	3.9	0.5	4.4	3.9	0.5	4.4
Top -1	3.8	0.5	4.3	3.7	0.5	4.2

Channel	Port 3		
	PPSD (dBm /500kHz)	Duty Cycle Correction (dB)	Corrected PPSD (dBm /500kHz)
Bottom +1	4.7	0.5	5.2
Middle	4.7	0.5	5.2
Top -1	4.4	0.5	4.9

Channel	Corrected PPSD Port 1 (dBm/500 kHz)	Corrected PPSD Port 2 (dBm/500 kHz)	Corrected PPSD Port 1 (dBm/500 kHz)	Combined PPSD (dBm/500 kHz)	Limit (dBm/500kHz)	Margin (dB)	Result
Bottom +1	4.8	3.9	5.2	9.4	23.2	13.8	Complied
Middle	4.4	4.4	5.2	9.5	23.2	13.7	Complied
Top -1	4.3	4.2	4.9	9.2	23.2	14	Complied

Result: Pass

Transmitter Maximum Power Spectral Density (continued)

Results: 802.11n / 20 MHz / MCS0 / MIMO / Port 1 / PWL 26 / 8 dBi Antenna Group

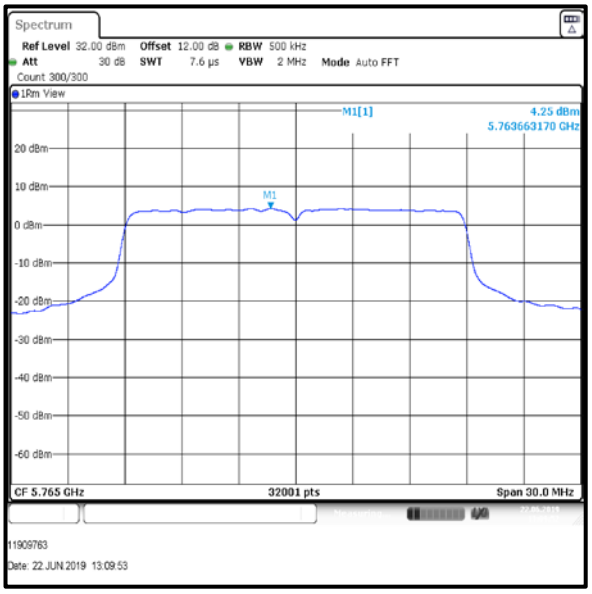

Bottom +1 Channel

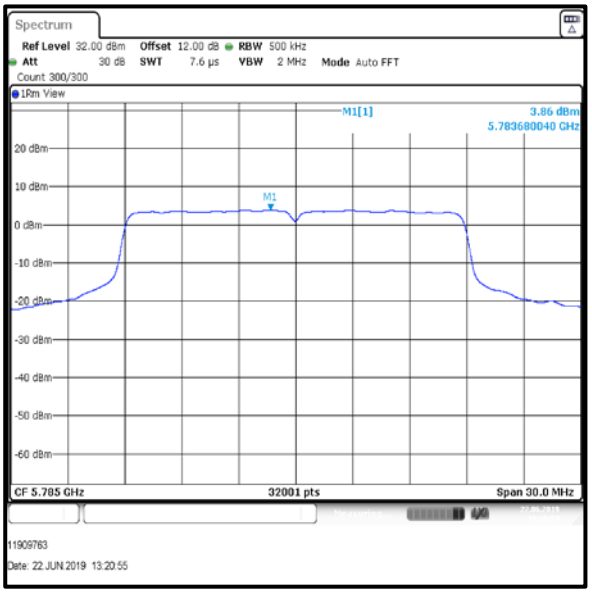

Middle Channel

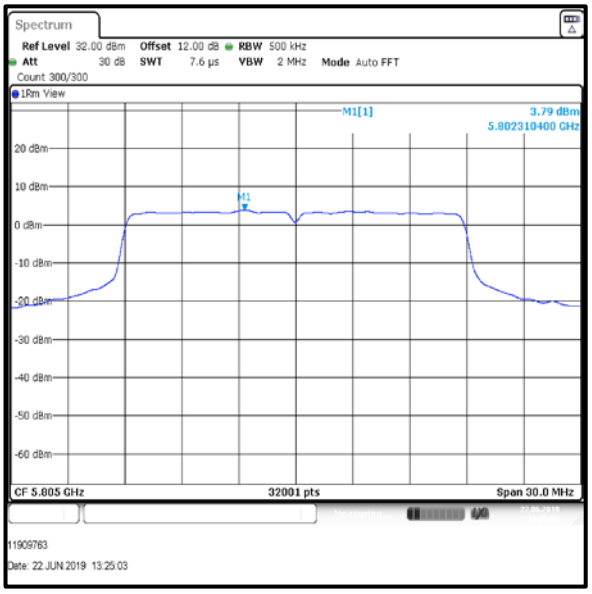

Top -1 Channel

Transmitter Maximum Power Spectral Density (continued)

Results: 802.11n / 20 MHz / MCS0 / MIMO / Port 2 / PWL 26 / 8 dBi Antenna Group

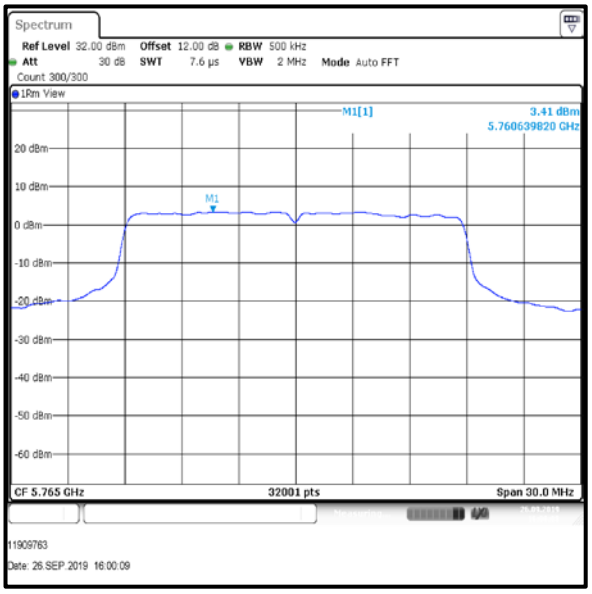

Bottom +1 Channel

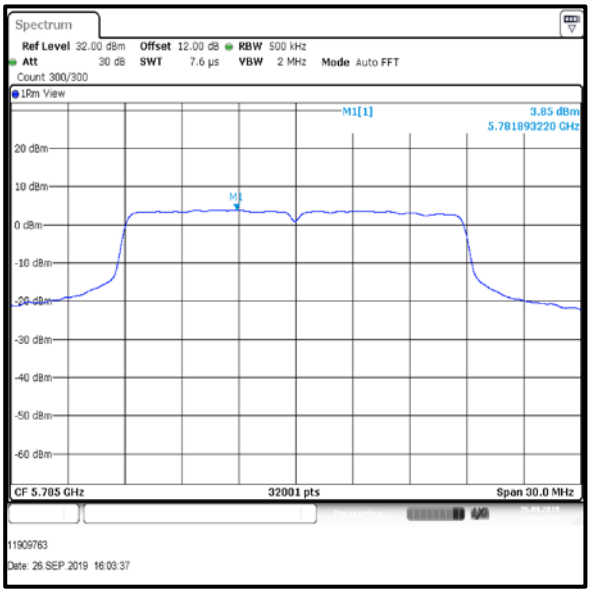

Middle Channel

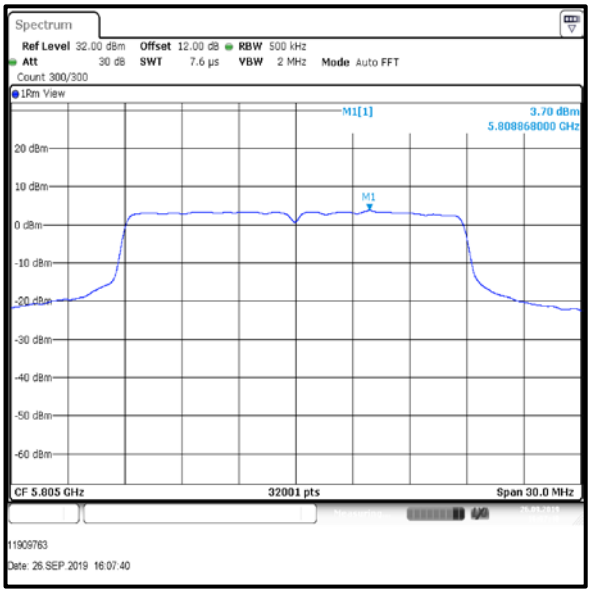

Top -1 Channel

Transmitter Maximum Power Spectral Density (continued)

Results: 802.11n / 20 MHz / MCS0 / MIMO / Port 3 / PWL 26 / 8 dBi Antenna Group

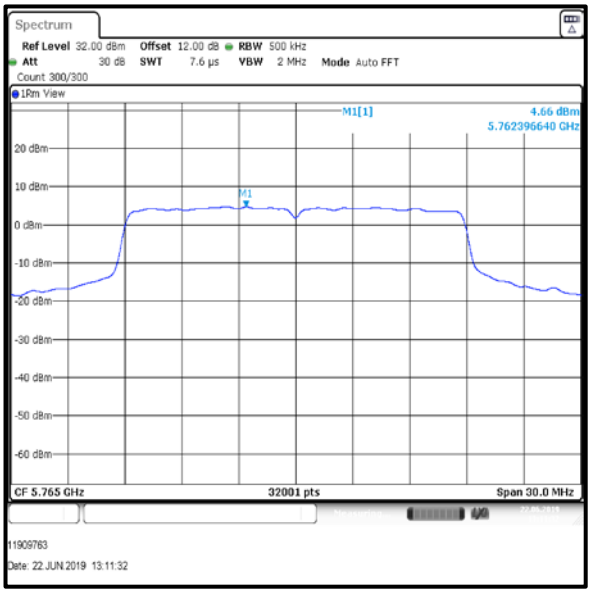

Bottom +1 Channel

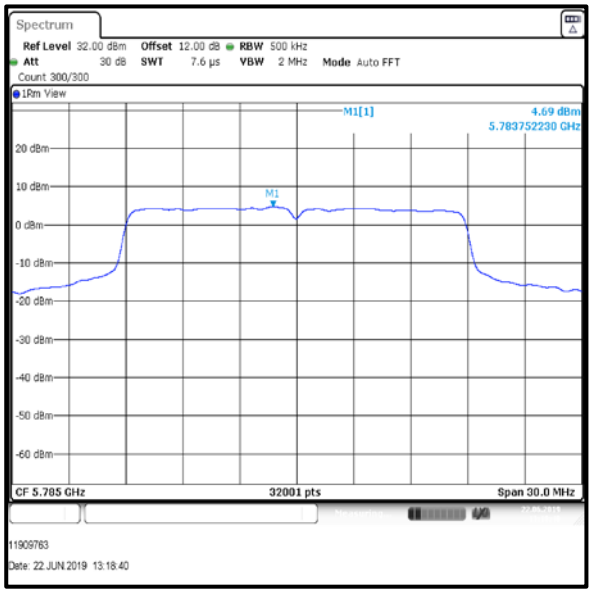

Middle Channel

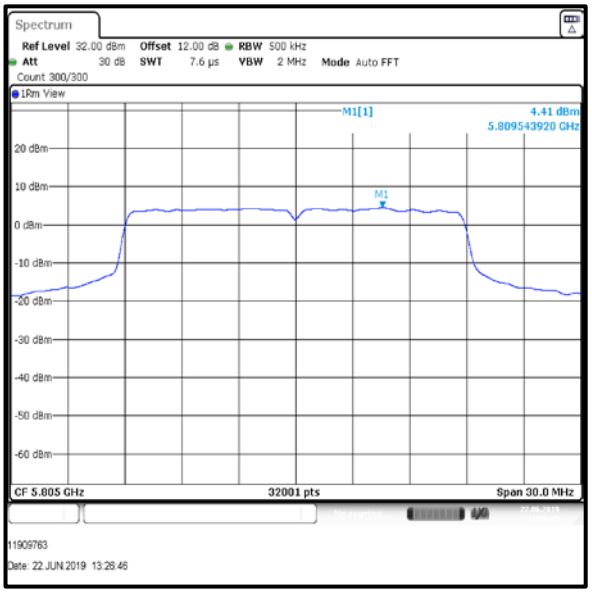

Top -1 Channel

Transmitter Maximum Power Spectral Density (continued)

Results: 802.11n / 20 MHz / MCS0 / MIMO / Port 1+2+3 / PWL 23 / 8 dBi Antenna Group

Channel	Port 1			Port 2		
	PPSD (dBm /500k Hz)	Duty Cycle Correction (dB)	Corrected PPSD (dBm /500k Hz)	PPSD (dBm /500k Hz)	Duty Cycle Correction (dB)	Corrected PPSD (dBm /500k Hz)
Bottom	1.1	0.5	1.6	0.9	0.5	1.4
Top	1.1	0.5	1.6	0.7	0.5	1.2

Channel	Port 3		
	PPSD (dBm /500kHz)	Duty Cycle Correction (dB)	Corrected PPSD (dBm /500k Hz)
Bottom	1.8	0.5	2.3
Top	1.6	0.5	2.1

Channel	Corrected PPSD Port 1 (dBm /500k Hz)	Corrected PPSD Port 2 (dBm /500k Hz)	Corrected PPSD Port 3 (dBm /500k Hz)	Combined PPSD (dBm /500k Hz)	Limit (dBm/500k Hz)	Margin (dB)	Result
Bottom	1.6	1.4	2.3	6.6	23.2	16.6	Complied
Top	1.6	1.2	2.1	6.4	23.2	16.8	Complied

Result: Pass

Transmitter Maximum Power Spectral Density (continued)

Results: 802.11n / 20 MHz / MCS0 / MIMO / Port 1 / PWL 23 / 8 dBi Antenna Group

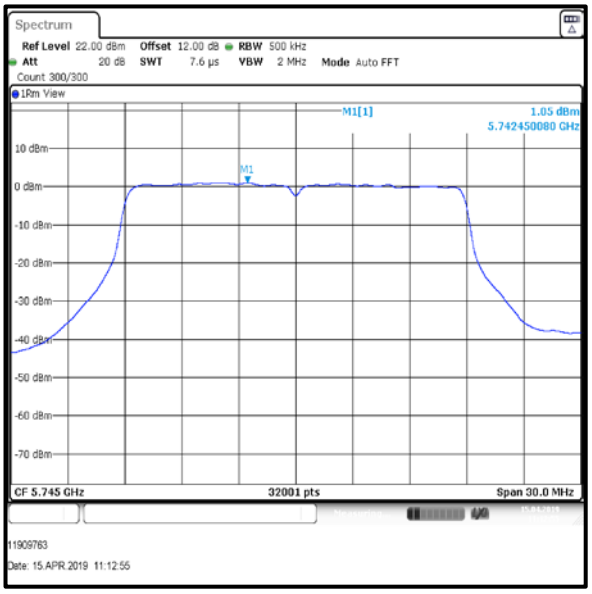

Bottom Channel

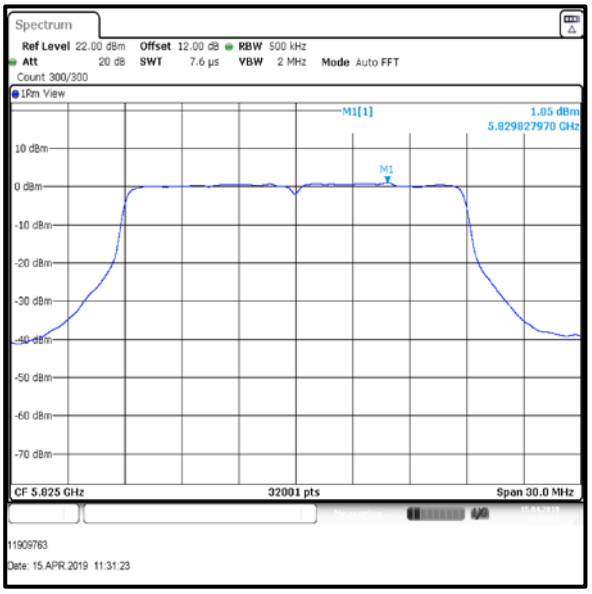

Top Channel

Results: 802.11n / 20 MHz / MCS0 / MIMO / Port 2 / PWL 23 / 8 dBi Antenna Group

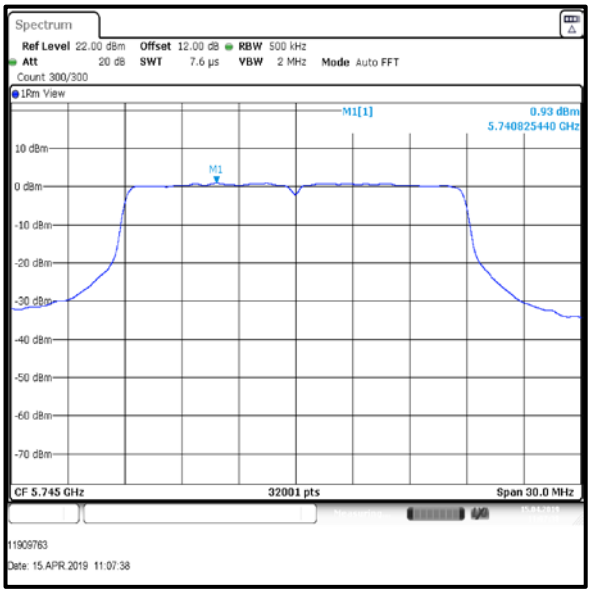

Bottom Channel

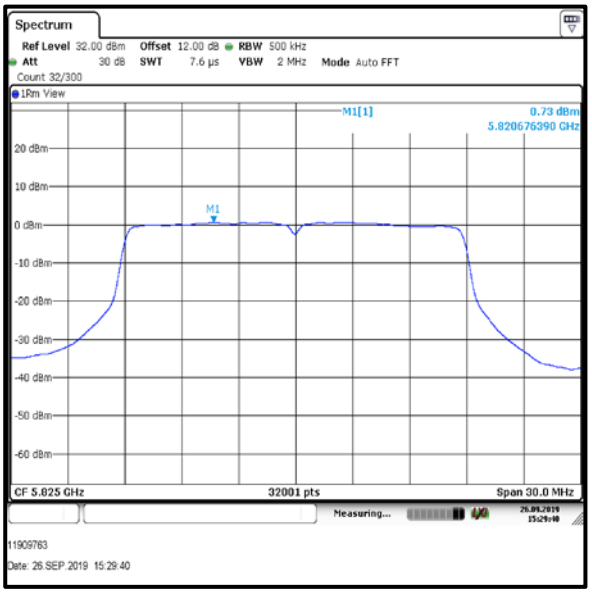

Top Channel

Transmitter Maximum Power Spectral Density (continued)

Results: 802.11n / 20 MHz / MCS0 / MIMO / Port 3 / PWL 23 / 8 dBi Antenna Group

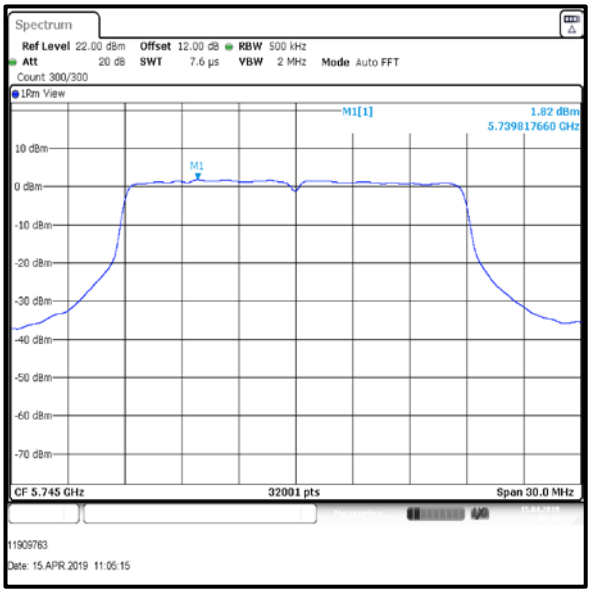

Bottom Channel

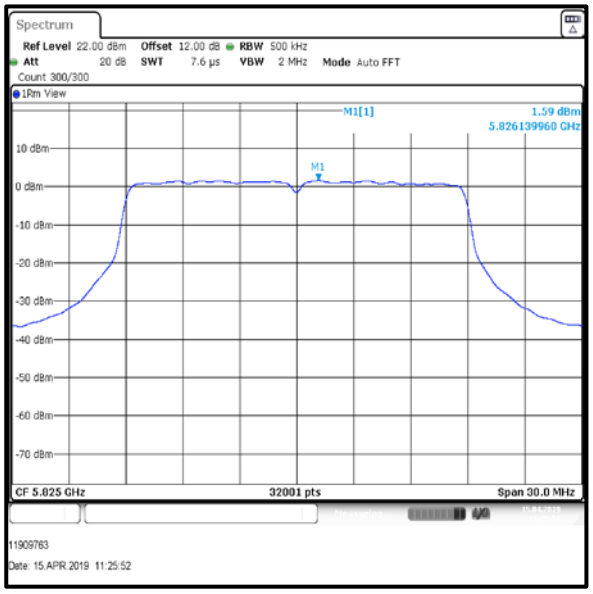

Top Channel

Transmitter Maximum Power Spectral Density (continued)

Results: 802.11ac / 20 MHz / MCS0 / MIMO / Port 1+2+3 / PWL 26 / 8 dBi Antenna Group

Channel	Port 1			Port 2		
	PPSD (dBm/500 kHz)	Duty Cycle Correction (dB)	Corrected PPSD (dBm/500 kHz)	PPSD (dBm/500 kHz)	Duty Cycle Correction (dB)	Corrected PPSD (dBm/500 kHz)
Bottom +1	4.5	0.4	4.9	5.7	0.4	6.1
Middle	4.1	0.4	4.5	5.9	0.4	6.3
Top -1	3.2	0.4	3.6	5.0	0.4	5.4

Channel	Port 3		
	PPSD (dBm /500kHz)	Duty Cycle Correction (dB)	Corrected PPSD (dBm /500kHz)
Bottom +1	5.0	0.4	5.4
Middle	4.9	0.4	5.2
Top -1	4.6	0.4	5.0

Channel	Corrected PPSD Port 1 (dBm/500 kHz)	Corrected PPSD Port 2 (dBm/500 kHz)	Corrected PPSD Port 1 (dBm/500 kHz)	Combined PPSD (dBm/500 kHz)	Limit (dBm/500kHz)	Margin (dB)	Result
Bottom +1	4.9	6.1	5.4	10.3	23.2	12.9	Complied
Middle	4.5	6.3	5.2	10.2	23.2	13	Complied
Top -1	3.6	5.4	5.0	9.5	23.2	13.7	Complied

Result: Pass

Transmitter Maximum Power Spectral Density (continued)

Results: 802.11ac / 20 MHz / MCS0 / MIMO / Port 1 / PWL 26 / 8 dBi Antenna Group

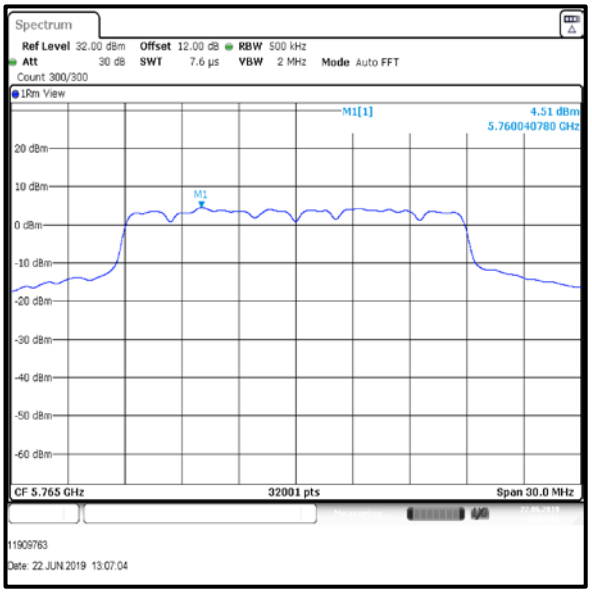

Bottom +1 Channel

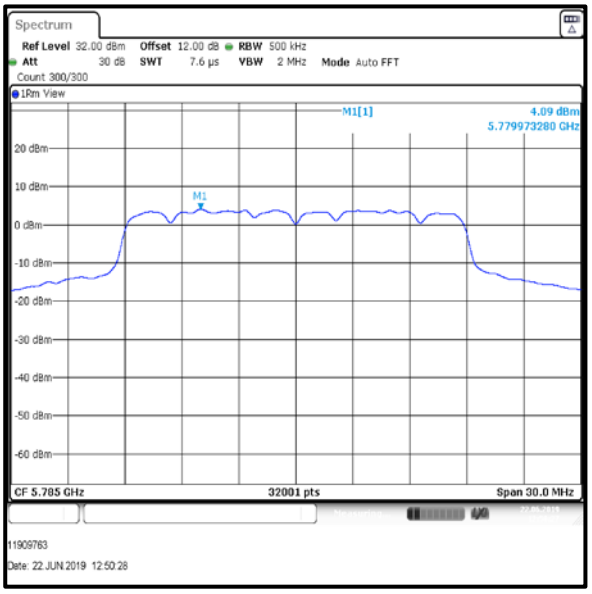

Middle Channel

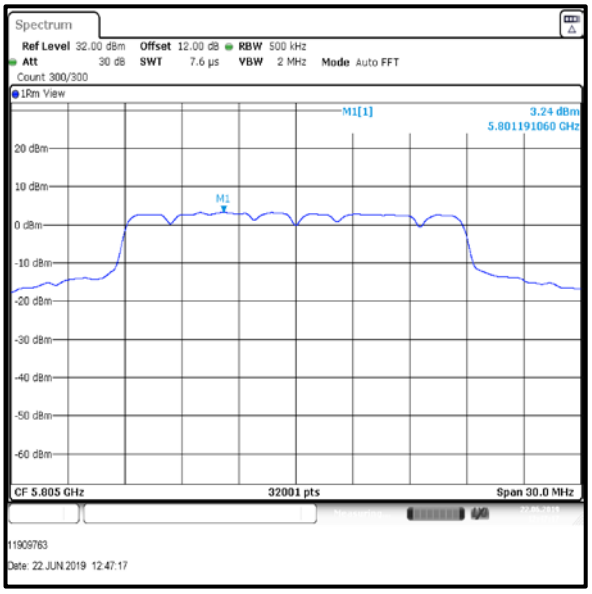

Top -1 Channel

Transmitter Maximum Power Spectral Density (continued)

Results: 802.11ac / 20 MHz / MCS0 / MIMO / Port 2 / PWL 26 / 8 dBi Antenna Group

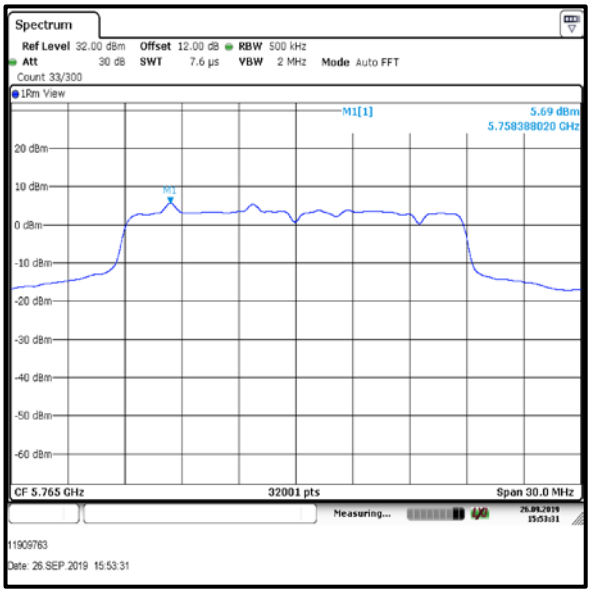

Bottom +1 Channel

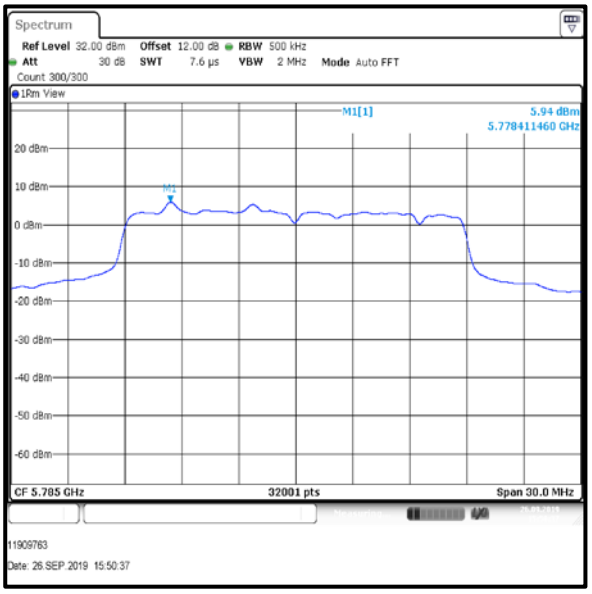

Middle Channel

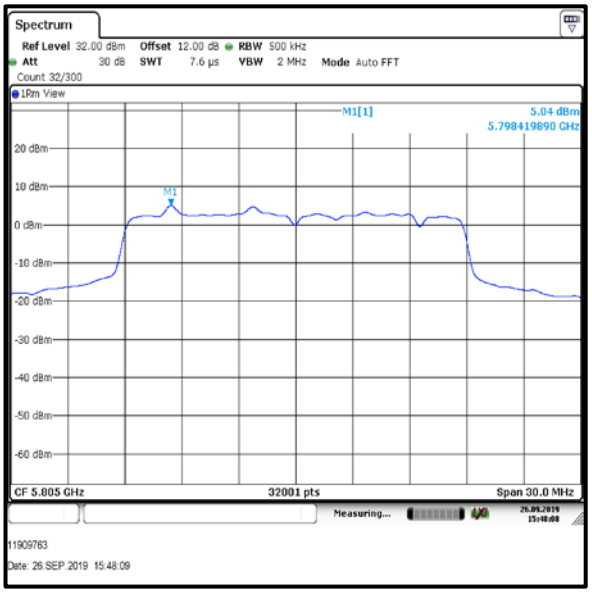

Top -1 Channel

Transmitter Maximum Power Spectral Density (continued)

Results: 802.11ac / 20 MHz / MCS0 / MIMO / Port 3 / PWL 26 / 8 dBi Antenna Group

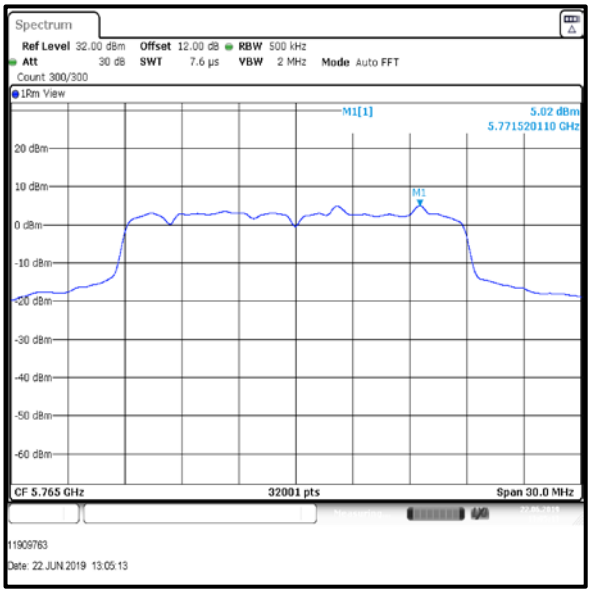

Bottom +1 Channel

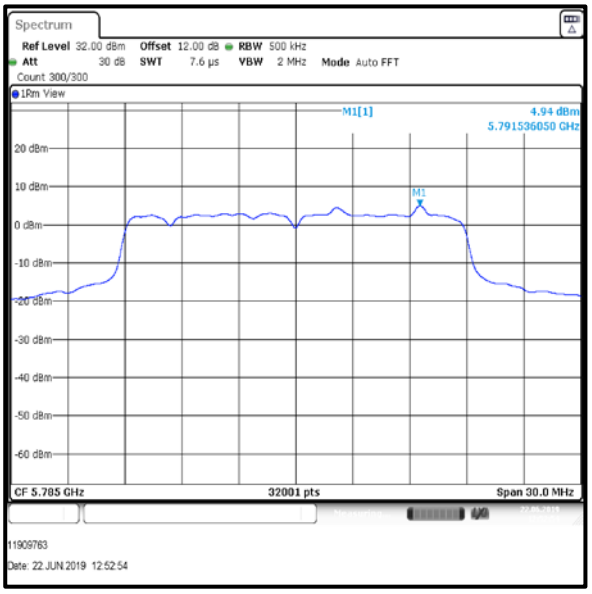

Middle Channel

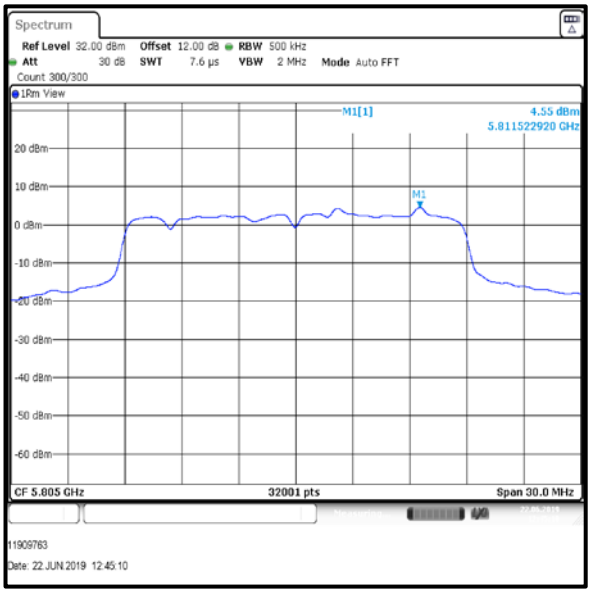

Top -1 Channel

Transmitter Maximum Power Spectral Density (continued)

Results: 802.11ac / 20 MHz / MCS0 / MIMO / Port 1+2+3 / PWL 23 / 8 dBi Antenna Group

Channel	Port 1			Port 2		
	PPSD (dBm /500k Hz)	Duty Cycle Correction (dB)	Corrected PPSD (dBm /500k Hz)	PPSD (dBm /500k Hz)	Duty Cycle Correction (dB)	Corrected PPSD (dBm /500k Hz)
Bottom	0.8	0.4	1.2	1.6	0.4	2.0
Top	1.0	0.4	1.4	3.1	0.4	3.5

Channel	Port 3		
	PPSD (dBm /500kHz)	Duty Cycle Correction (dB)	Corrected PPSD (dBm /500k Hz)
Bottom	2.6	0.4	3.0
Top	3.1	0.4	3.5

Channel	Corrected PPSD Port 1 (dBm /500k Hz)	Corrected PPSD Port 2 (dBm /500k Hz)	Corrected PPSD Port 3 (dBm /500k Hz)	Combined PPSD (dBm /500k Hz)	Limit (dBm/500k Hz)	Margin (dB)	Result
Bottom	1.2	2.0	3.0	6.9	23.2	16.3	Complied
Top	1.4	3.5	3.5	7.7	23.2	15.5	Complied

Result: Pass

Transmitter Maximum Power Spectral Density (continued)

Results: 802.11ac / 20 MHz / MCS0 / MIMO / Port 1 / PWL 23 / 8 dBi Antenna Group

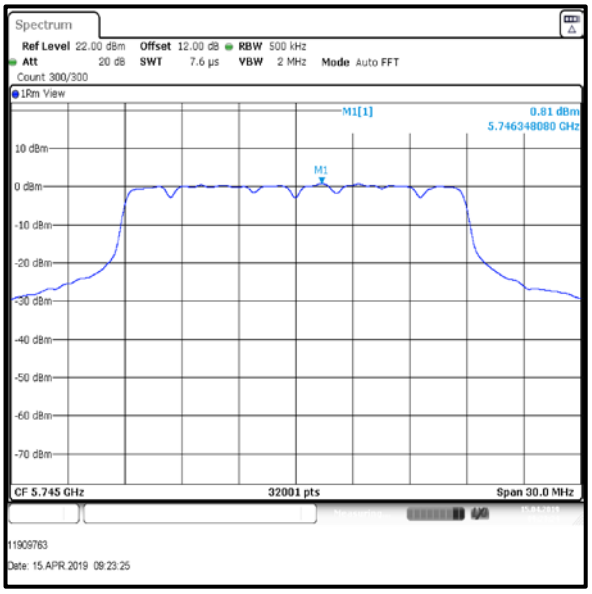

Bottom Channel

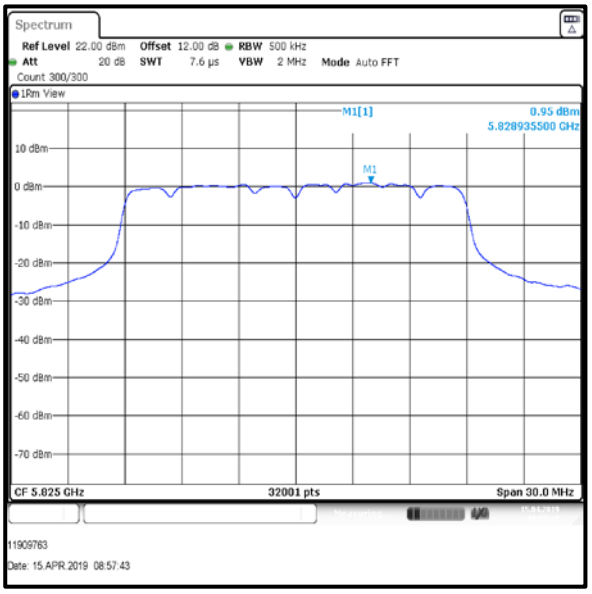

Top Channel

Results: 802.11ac / 20 MHz / MCS0 / MIMO / Port 2 / PWL 23 / 8 dBi Antenna Group

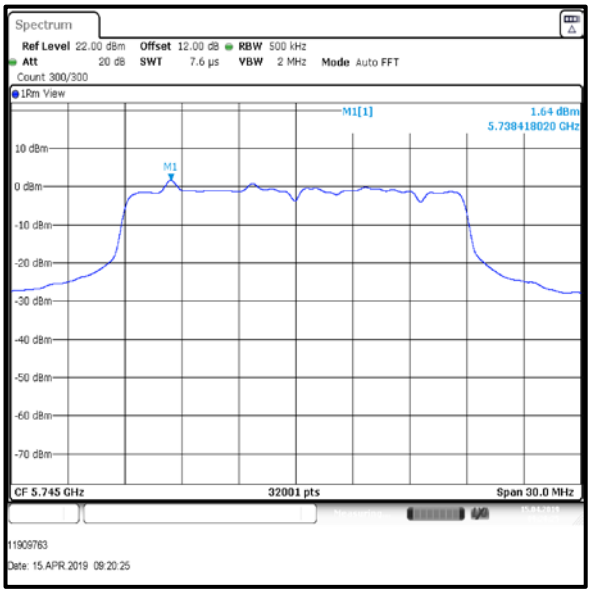

Bottom Channel

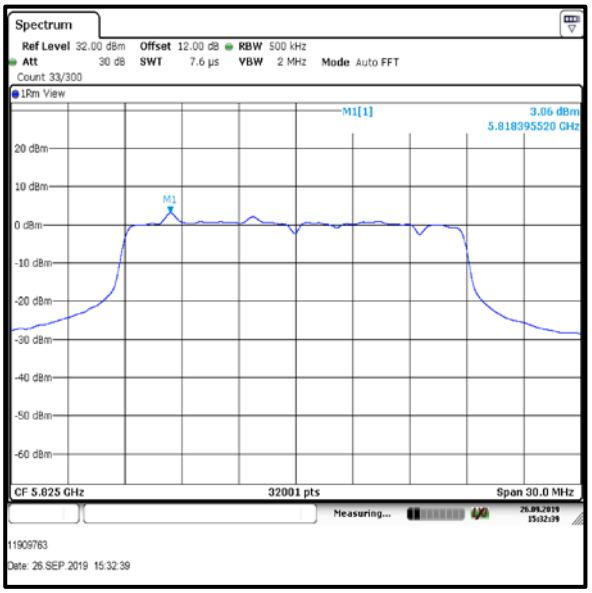

Top Channel

Transmitter Maximum Power Spectral Density (continued)

Results: 802.11ac / 20 MHz / MCS0 / MIMO / Port 3 / PWL 23 / 8 dBi Antenna Group

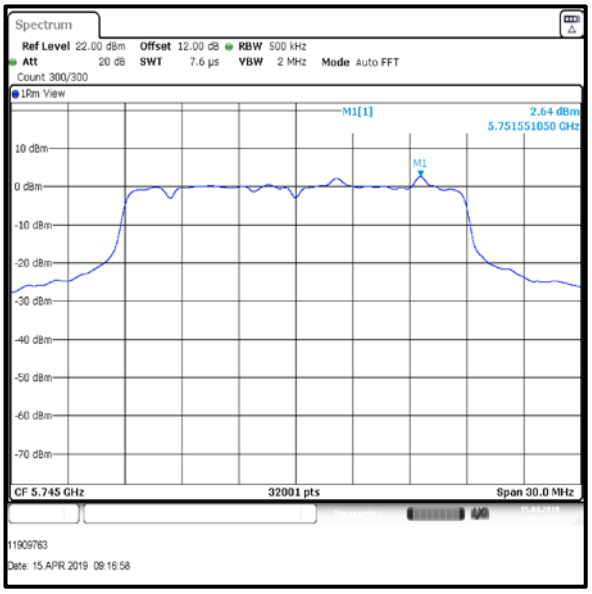

Bottom Channel

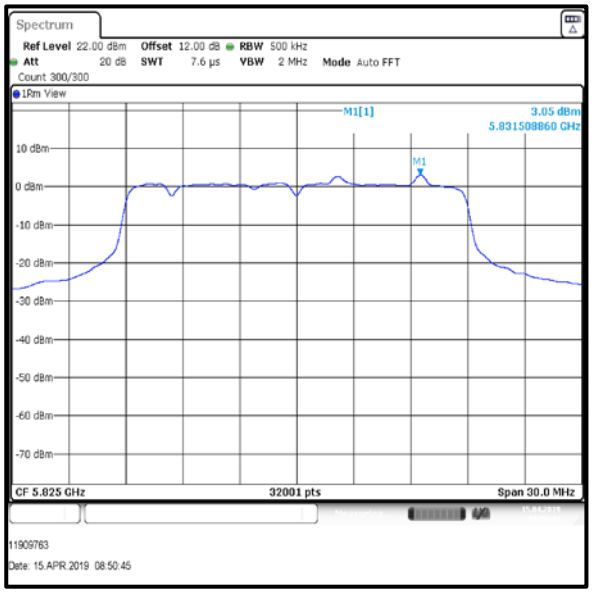

Top Channel

Transmitter Maximum Power Spectral Density (continued)

Results: 802.11n / HT40 / MCS0 / MIMO / Port 1+2+3 / PWL 23 / 8 dBi Antenna Group

Channel	Port 1			Port 2		
	PPSD (dBm /500k Hz)	Duty Cycle Correction (dB)	Corrected PPSD (dBm /500k Hz)	PPSD (dBm /500k Hz)	Duty Cycle Correction (dB)	Corrected PPSD (dBm /500k Hz)
Bottom	-1.4	0.4	-1.0	-1.6	0.4	-1.2
Top	-1.5	0.4	-1.1	-1.8	0.4	-1.4

Channel	Port 3		
	PPSD (dBm /500kHz)	Duty Cycle Correction (dB)	Corrected PPSD (dBm /500k Hz)
Bottom	-1.0	0.4	-0.6
Top	-1.3	0.4	-0.9

Channel	Corrected PPSD Port 1 (dBm /500k Hz)	Corrected PPSD Port 2 (dBm /500k Hz)	Corrected PPSD Port 3 (dBm /500k Hz)	Combined PPSD (dBm /500k Hz)	Limit (dBm/500k Hz)	Margin (dB)	Result
Bottom	-1.0	-1.2	-0.6	3.8	23.2	19.4	Complied
Top	-1.1	-1.4	-0.9	3.6	23.2	19.6	Complied

Result: Pass

Transmitter Maximum Power Spectral Density (continued)

Results: 802.11n / HT40 / MCS0 / MIMO / Port 1 / PWL 23 / 8 dBi Antenna Group

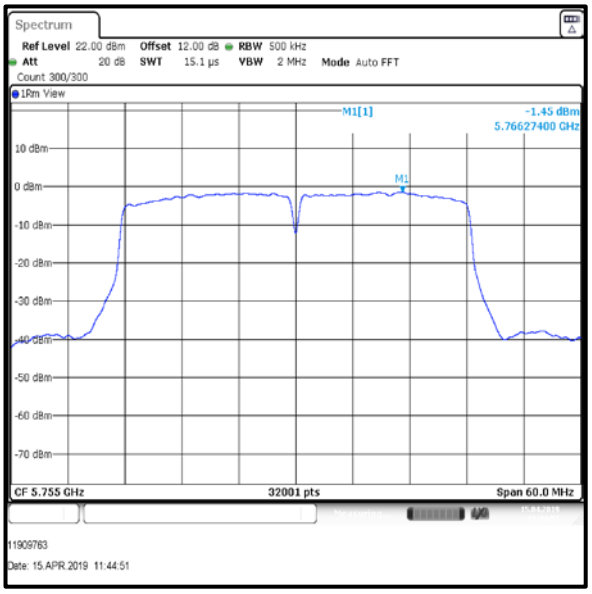

Bottom Channel

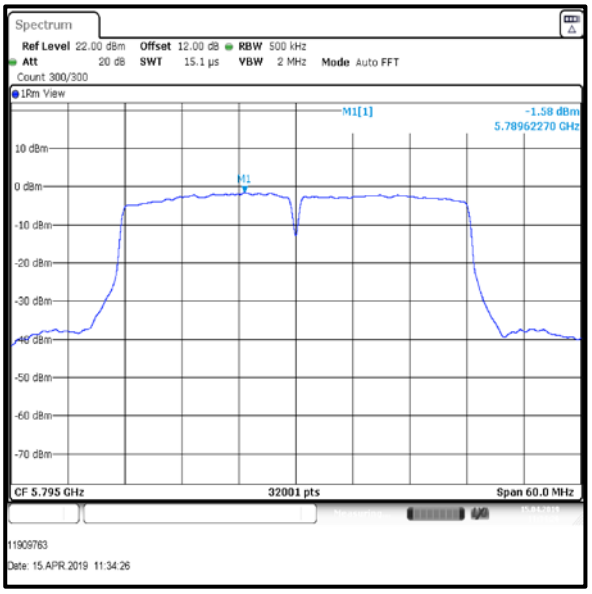

Top Channel

Results: 802.11n / HT40 / MCS0 / MIMO / Port 2 / PWL 23 / 8 dBi Antenna Group

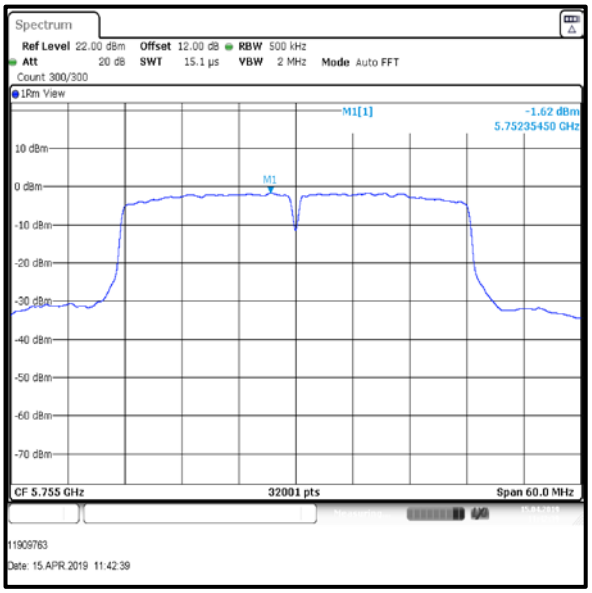

Bottom Channel

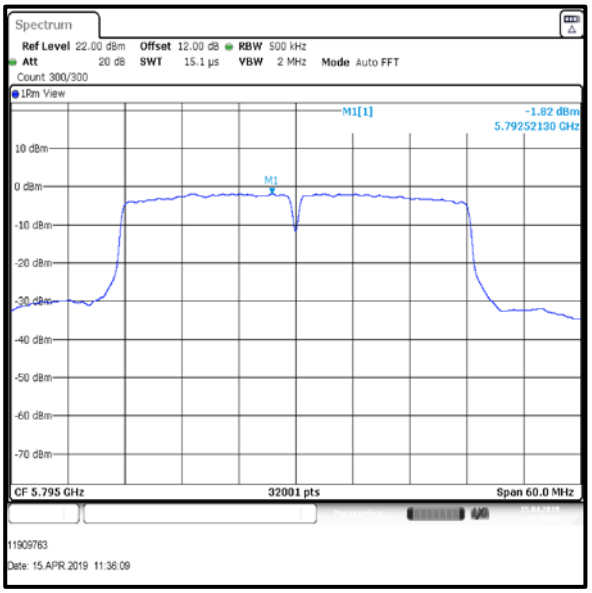

Top Channel

Transmitter Maximum Power Spectral Density (continued)

Results: 802.11n / HT40 / MCS0 / MIMO / Port 3 / PWL 23 / 8 dBi Antenna Group

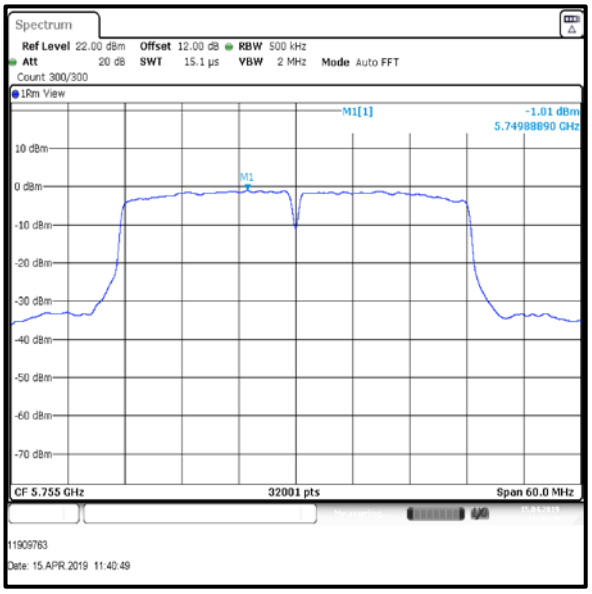

Bottom Channel

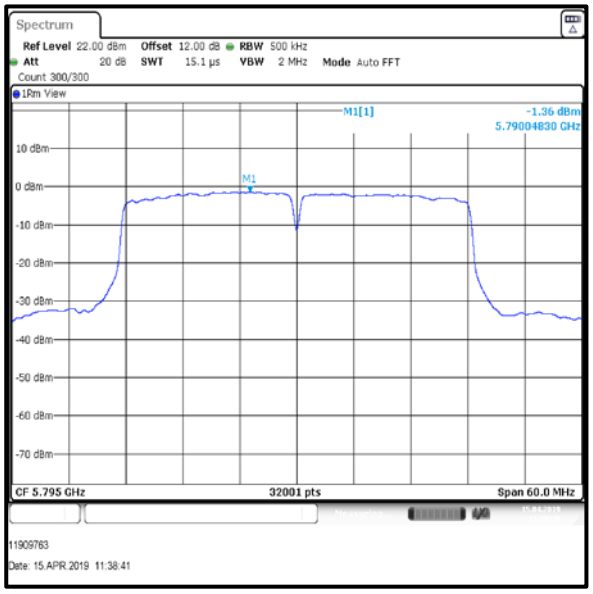

Top Channel

Transmitter Maximum Power Spectral Density (continued)

Results: 802.11ac / HT40 / MCS0 / MIMO / Port 1+2+3 / PWL 23 / 8 dBi Antenna Group

Channel	Port 1			Port 2		
	PPSD (dBm /500k Hz)	Duty Cycle Correction (dB)	Corrected PPSD (dBm /500k Hz)	PPSD (dBm /500k Hz)	Duty Cycle Correction (dB)	Corrected PPSD (dBm /500k Hz)
Bottom	-3.1	0.4	-2.7	-1.4	0.4	-1.0
Top	-3.0	0.4	-2.6	-1.3	0.4	-0.9

Channel	Port 3		
	PPSD (dBm /500kHz)	Duty Cycle Correction (dB)	Corrected PPSD (dBm /500k Hz)
Bottom	-0.4	0.4	0.0
Top	-1.4	0.4	-1.0

Channel	Corrected PPSD Port 1 (dBm /500k Hz)	Corrected PPSD Port 2 (dBm /500k Hz)	Corrected PPSD Port 3 (dBm /500k Hz)	Combined PPSD (dBm /500k Hz)	Limit (dBm/500k Hz)	Margin (dB)	Result
Bottom	-2.7	-1.0	0.0	3.7	23.2	19.5	Complied
Top	-2.6	-0.9	-1.0	3.3	23.2	19.9	Complied

Result: Pass

Transmitter Maximum Power Spectral Density (continued)

Results: 802.11ac / HT40 / MCS0 / MIMO / Port 1 / PWL 23 / 8 dBi Antenna Group

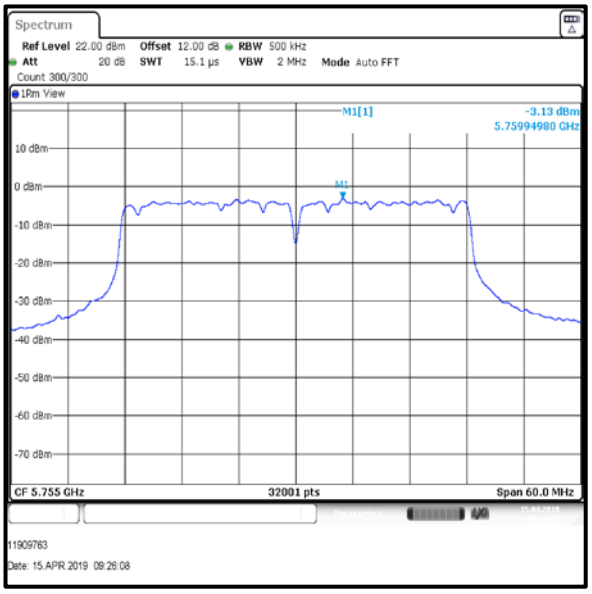

Bottom Channel

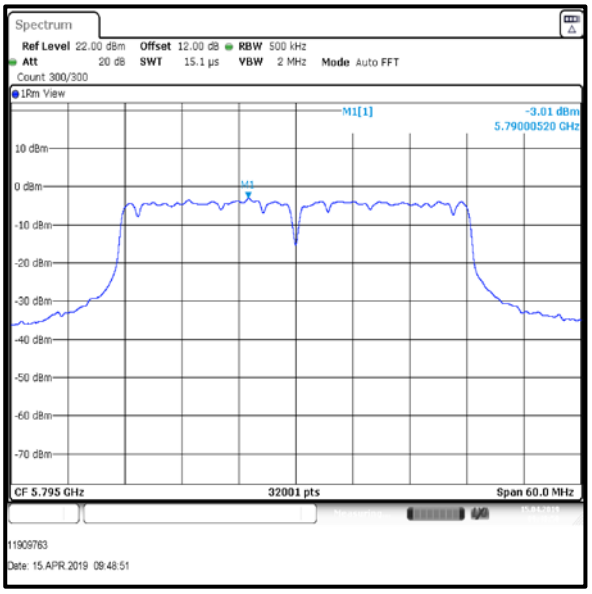

Top Channel

Results: 802.11ac / HT40 / MCS0 / MIMO / Port 2 / PWL 23 / 8 dBi Antenna Group

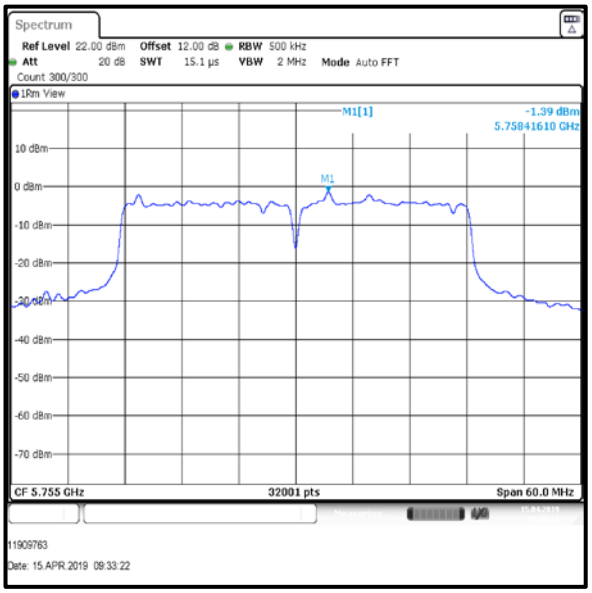

Bottom Channel

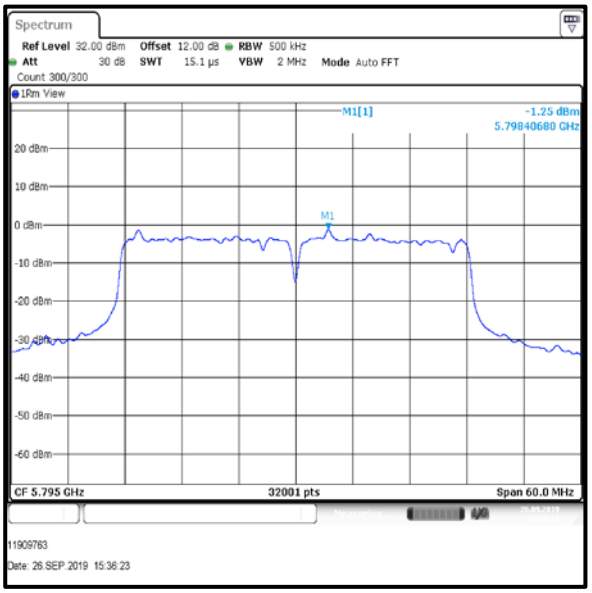

Top Channel

Transmitter Maximum Power Spectral Density (continued)

Results: 802.11ac / HT40 / MCS0 / MIMO / Port 3 / PWL 23 / 8 dBi Antenna Group

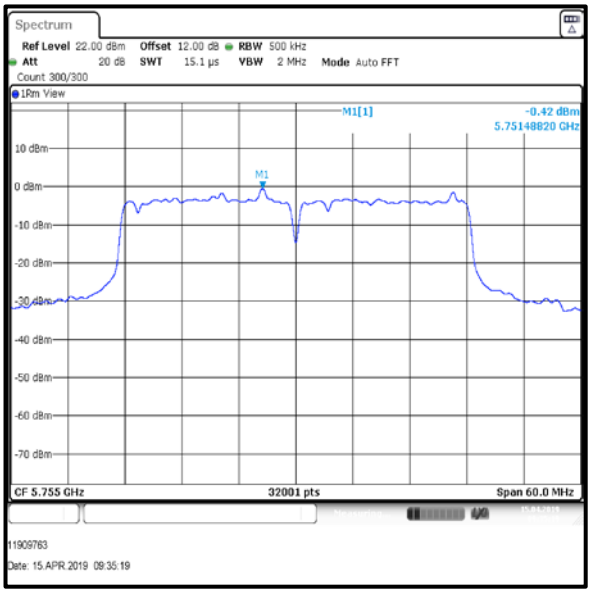

Bottom Channel

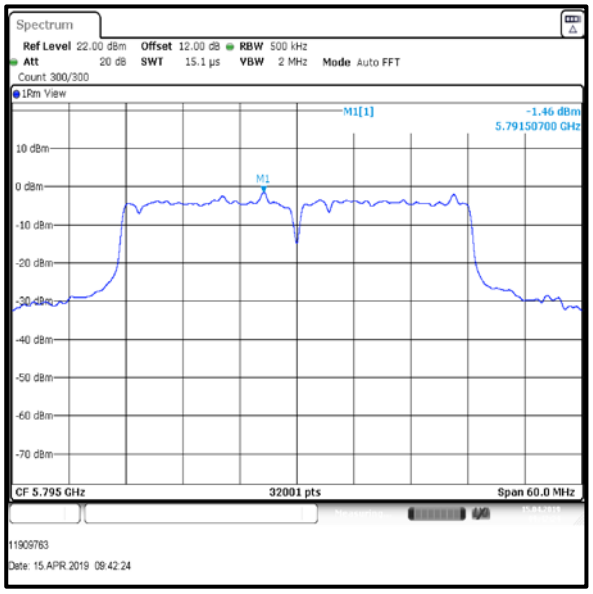

Top Channel

Transmitter Maximum Power Spectral Density (continued)

Results: 802.11ac / HT80 / MCS0 / MIMO / Port 1+2+3 / PWL 23 / 8 dBi Antenna Group

Channel	Port 1			Port 2		
	PPSD (dBm /500k Hz)	Duty Cycle Correction (dB)	Corrected PPSD (dBm /500k Hz)	PPSD (dBm /500k Hz)	Duty Cycle Correction (dB)	Corrected PPSD (dBm /500k Hz)
Single	-5.4	0.5	-4.9	-7.1	0.5	-6.6

Channel	Port 3		
	PPSD (dBm /500k Hz)	Duty Cycle Correction (dB)	Corrected PPSD (dBm /500k Hz)
Single	-5.2	0.5	-4.7

Channel	Corrected PPSD Port 1 (dBm /500kHz)	Corrected PPSD Port 2 (dBm /500k Hz)	Corrected PPSD Port 3 (dBm /500k Hz)	Combined PPSD (dBm /500k Hz)	Limit (dBm/500k Hz)	Margin (dB)	Result
Single	-4.9	-6.6	-4.7	-0.5	23.2	23.7	Complied

Result: Pass

Transmitter Maximum Power Spectral Density (continued)

Results: 802.11ac / HT80 / MCS0 / MIMO / Port 1+2+3 / PWL 23 / 8 dBi Antenna Group

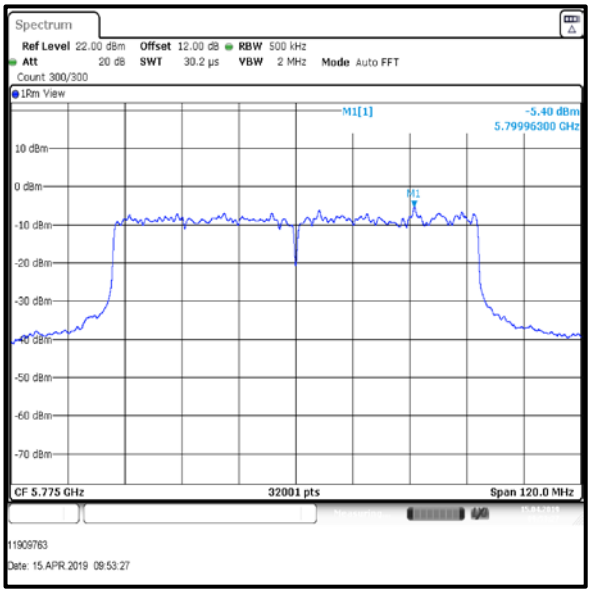

Single Channel Port 1

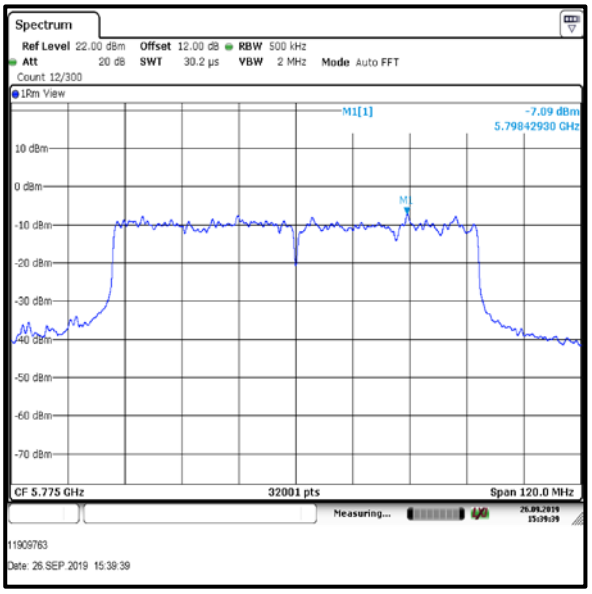

Single Channel Port 2

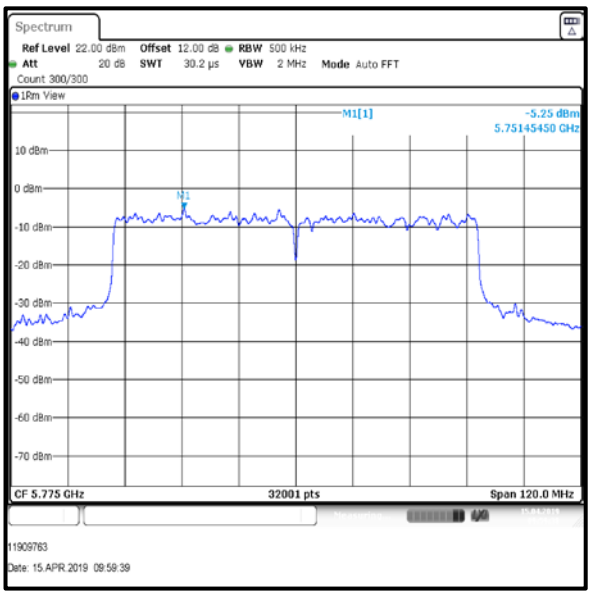

Single Channel Port 3

Transmitter Maximum Power Spectral Density (continued)

Results: 802.11a / 20 MHz / 6Mbps / MIMO / Port 1+2+3+4 / PWL 24 / 8 dBi Antenna Group

Channel	Port 1			Port 2		
	PPSD (dBm/500 kHz)	Duty Cycle Correction (dB)	Corrected PPSD (dBm/500 kHz)	PPSD (dBm/500 kHz)	Duty Cycle Correction (dB)	Corrected PPSD (dBm/500 kHz)
Bottom +1	1.2	0.3	1.5	0.8	0.3	1.1
Middle	1.4	0.3	1.7	1.1	0.3	1.4
Top -1	1.3	0.3	1.6	1.6	0.3	1.9

Channel	Port 3			Port 4		
	PPSD (dBm /500kHz)	Duty Cycle Correction (dB)	Corrected PPSD (dBm /500kHz)	PPSD (dBm /500kHz)	Duty Cycle Correction (dB)	Corrected PPSD (dBm /500kHz)
Bottom +1	1.4	0.3	1.7	0.1	0.3	0.4
Middle	1.5	0.3	1.8	0.7	0.3	1.0
Top -1	1.9	0.3	2.2	0.9	0.3	1.2

Channel	Corrected PPSD Port 1 (dBm/500 kHz)	Corrected PPSD Port 2 (dBm/500 kHz)	Corrected PPSD Port 3 (dBm/500 kHz)	Corrected PPSD Port 4 (dBm/500 kHz)	Combined PPSD (dBm/500 kHz)	Limit (dBm/500kHz)	Margin (dB)	Result
Bottom +1	1.5	1.1	1.7	0.4	7.2	21.9	14.7	Complied
Middle	1.7	1.4	1.8	1.0	7.5	21.9	14.4	Complied
Top -1	1.6	1.9	2.2	1.2	7.8	21.9	14.1	Complied

Result: Pass

Transmitter Maximum Power Spectral Density (continued)

Results: 802.11a / 20 MHz / 6Mbps / MIMO / Port 1 / PWL 24 / 8 dBi Antenna Group

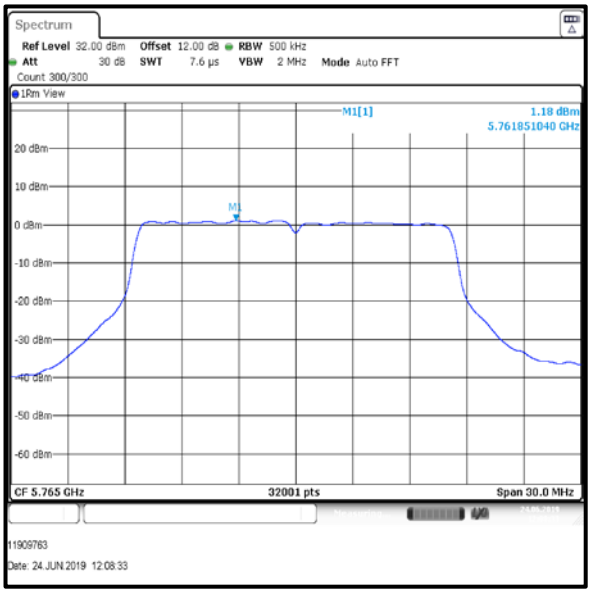

Bottom +1 Channel

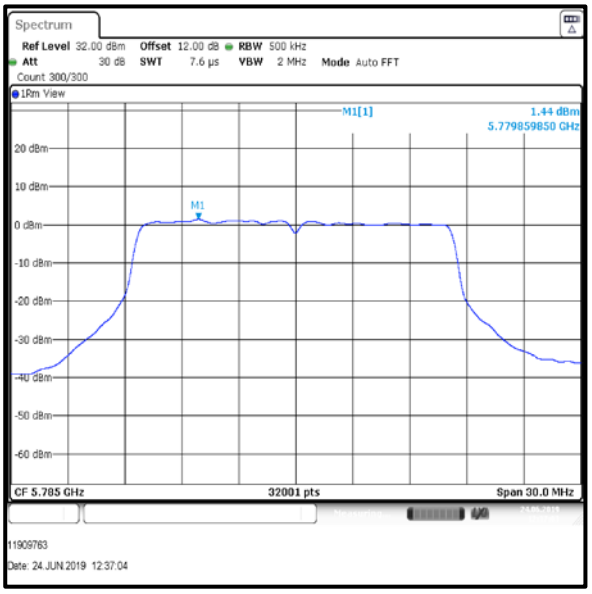

Middle Channel

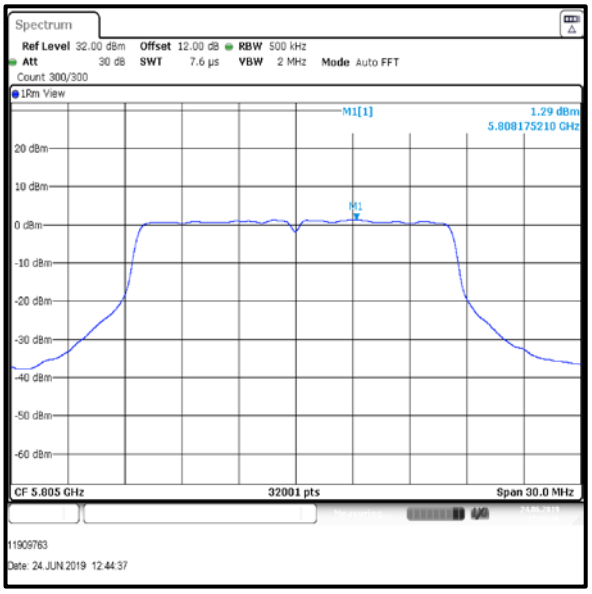

Top -1 Channel

Transmitter Maximum Power Spectral Density (continued)

Results: 802.11a / 20 MHz / 6Mbps / MIMO / Port 2 / PWL 24 / 8 dBi Antenna Group

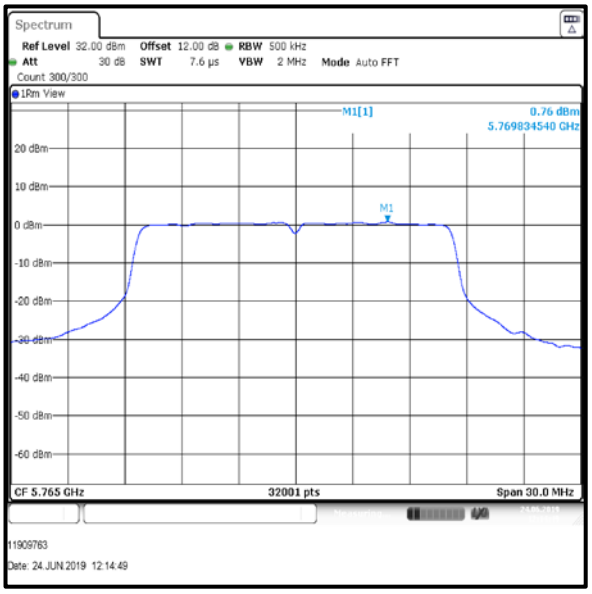

Bottom +1 Channel

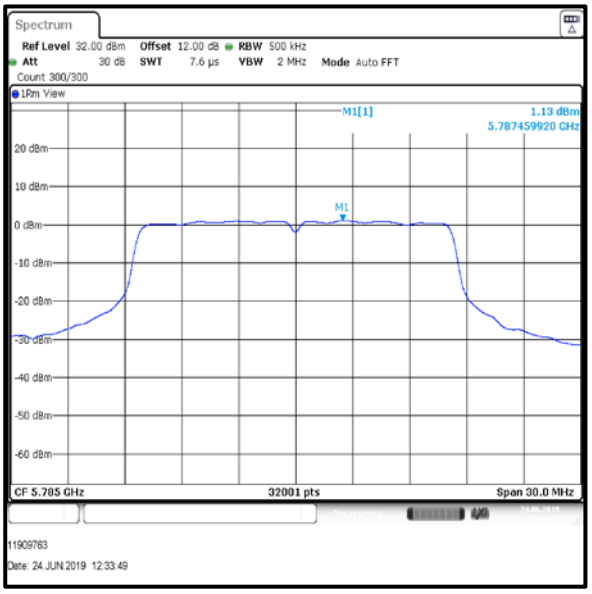

Middle Channel

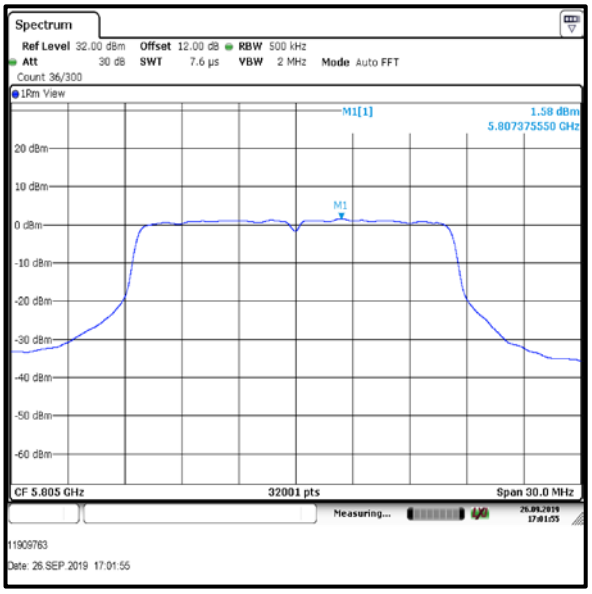

Top -1 Channel

Transmitter Maximum Power Spectral Density (continued)

Results: 802.11a / 20 MHz / 6Mbps / MIMO / Port 3 / PWL 24 / 8 dBi Antenna Group

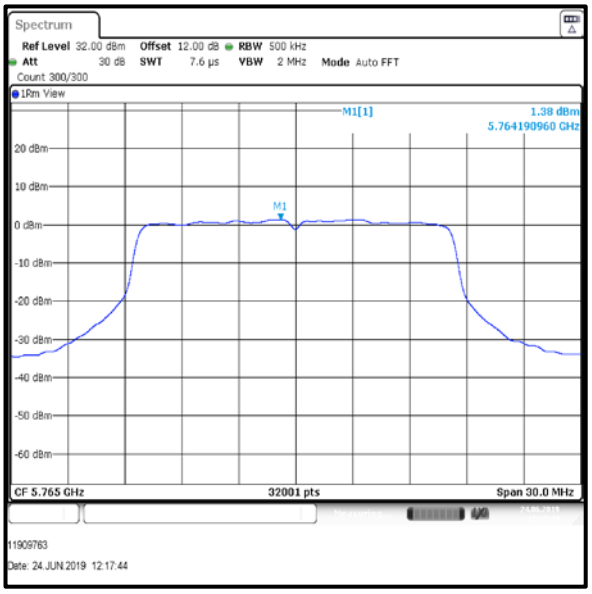

Bottom +1 Channel

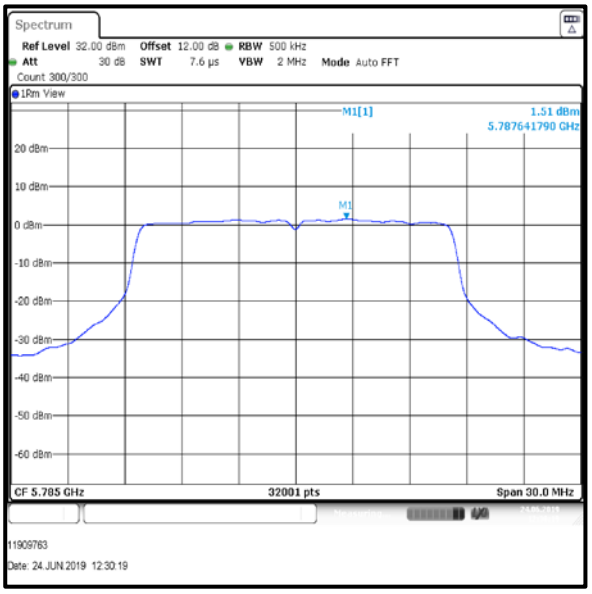

Middle Channel

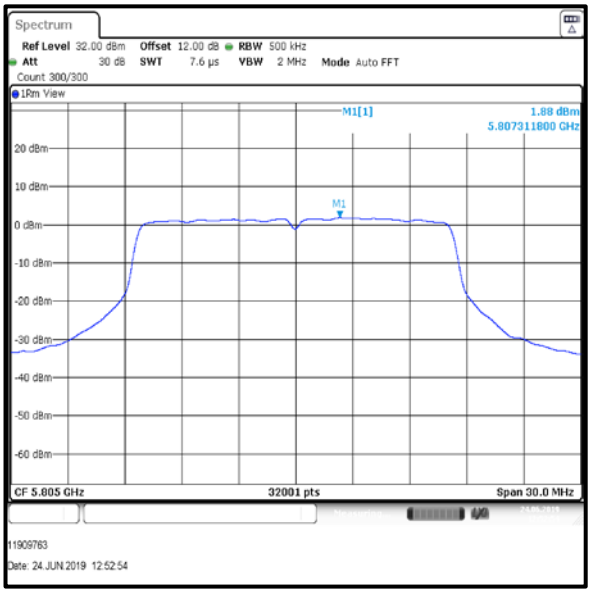

Top -1 Channel

Transmitter Maximum Power Spectral Density (continued)

Results: 802.11a / 20 MHz / 6Mbps / MIMO / Port 4 / PWL 24 / 8 dBi Antenna Group

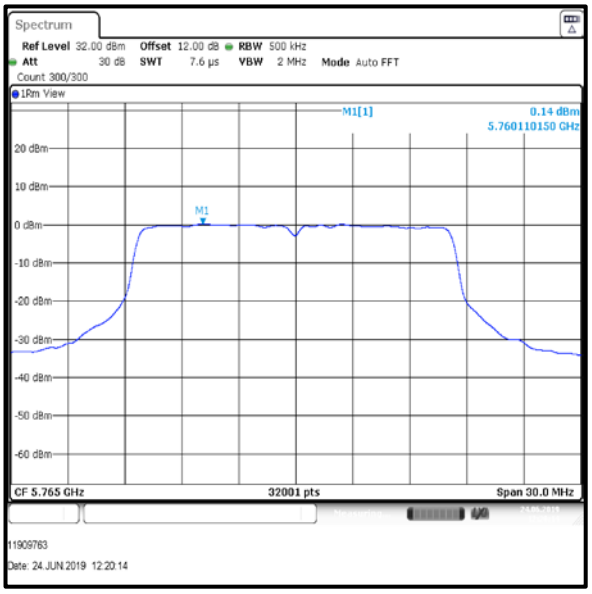

Bottom +1 Channel

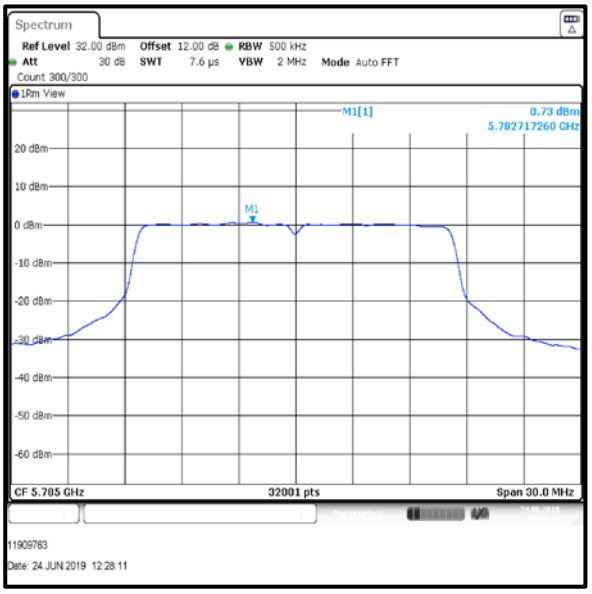

Middle Channel

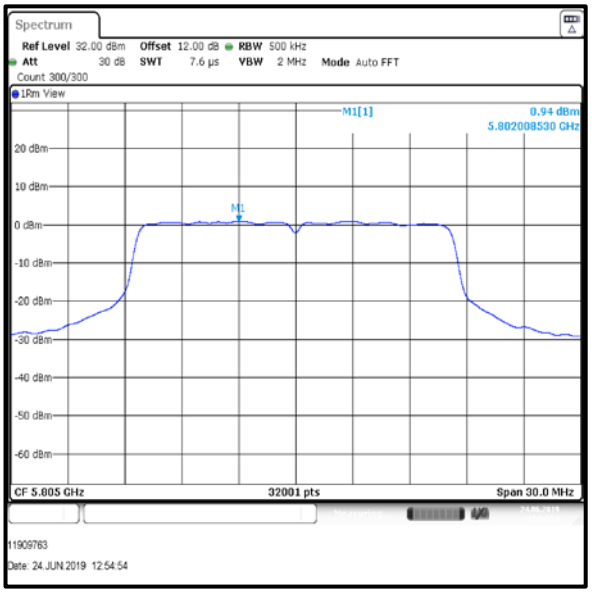

Top -1 Channel

Transmitter Maximum Power Spectral Density (continued)

Results: 802.11a / 20 MHz / 6 Mbps / MIMO / Port 1+2+3+4 / PWL 21 / 8 dBi Antenna Group

Channel	Port 1			Port 2		
	PPSD (dBm/500 kHz)	Duty Cycle Correction (dB)	Corrected PPSD (dBm/500 kHz)	PPSD (dBm/500 kHz)	Duty Cycle Correction (dB)	Corrected PPSD (dBm/500 kHz)
Bottom	-0.6	0.3	-0.3	-1.2	0.3	-0.9
Top	-1.3	0.3	-1.0	-1.4	0.3	-1.1

Channel	Port 3			Port 4		
	PPSD (dBm /500kHz)	Duty Cycle Correction (dB)	Corrected PPSD (dBm /500kHz)	PPSD (dBm /500kHz)	Duty Cycle Correction (dB)	Corrected PPSD (dBm /500kHz)
Bottom	-0.3	0.3	0.0	-1.1	0.3	-0.8
Top	-1.3	0.3	-1.0	-1.1	0.3	-0.8

Channel	Corrected PPSD Port 1 (dBm/500 kHz)	Corrected PPSD Port 2 (dBm/500 kHz)	Corrected PPSD Port 3 (dBm/500 kHz)	Corrected PPSD Port 4 (dBm/500 kHz)	Combined PPSD (dBm/500 kHz)	Limit (dBm/500kHz)	Margin (dB)	Result
Bottom	-0.3	-0.9	0.0	-0.8	5.5	21.9	16.4	Complied
Top	-1.0	-1.1	-1.0	-0.8	5.0	21.9	16.9	Complied

Result: Pass

Transmitter Maximum Power Spectral Density (continued)

Results: 802.11a / 20 MHz / 6 Mbps / MIMO / Port 1 / PWL 21 / 8 dBi Antenna Group

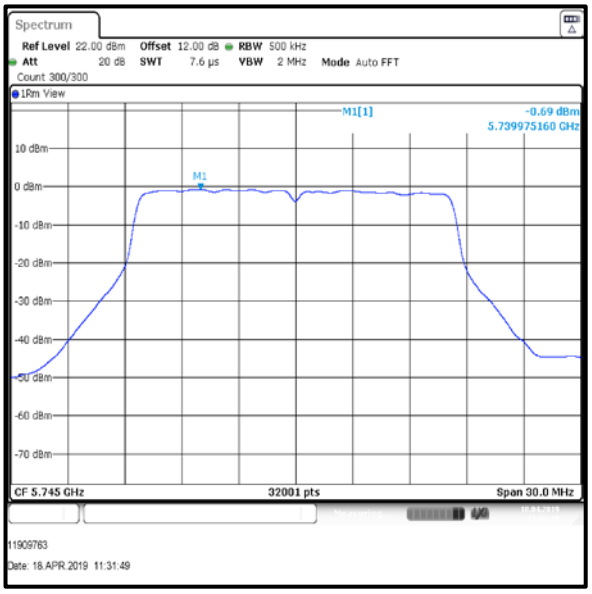

Bottom Channel

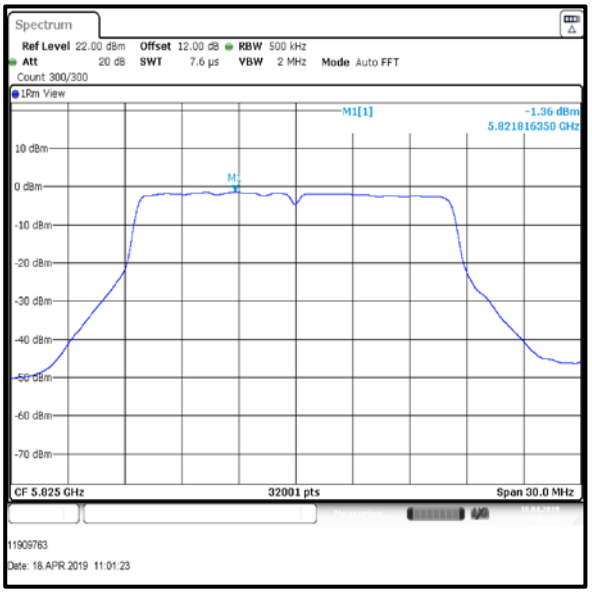

Top Channel

Results: 802.11a / 20 MHz / 6 Mbps / MIMO / Port 2 / PWL 21 / 8 dBi Antenna Group

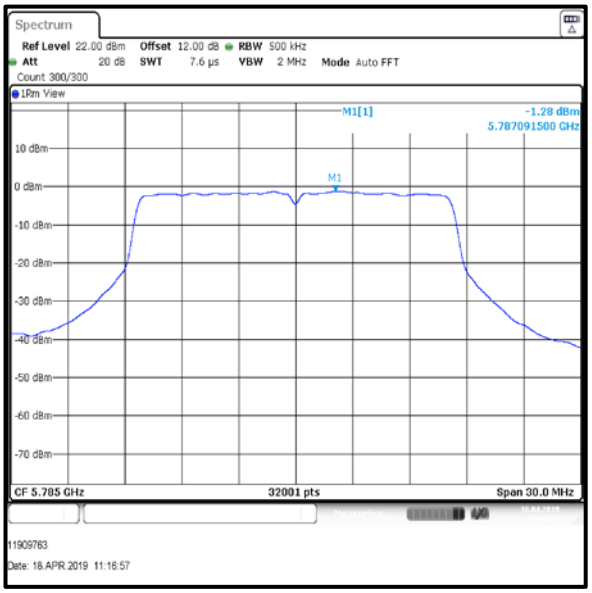

Bottom Channel

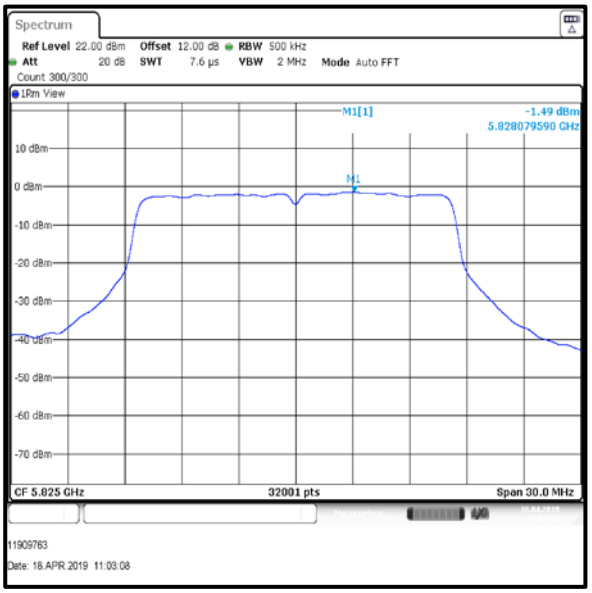

Top Channel

Transmitter Maximum Power Spectral Density (continued)

Results: 802.11a / 20 MHz / 6 Mbps / MIMO / Port 3 / PWL 21 / 8 dBi Antenna Group

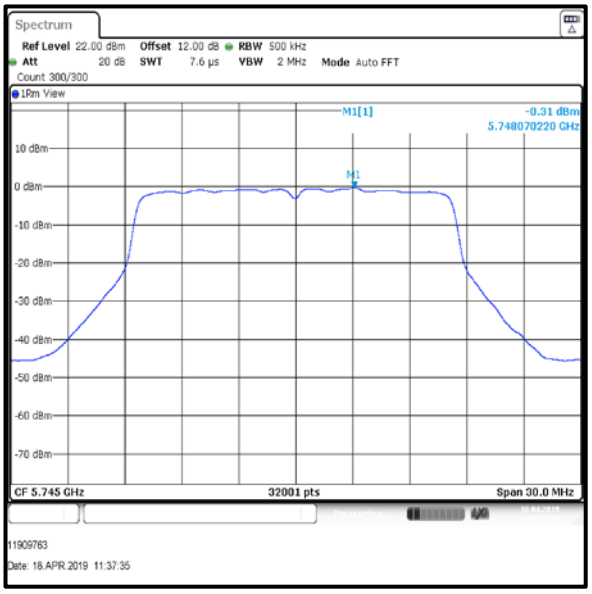

Bottom Channel

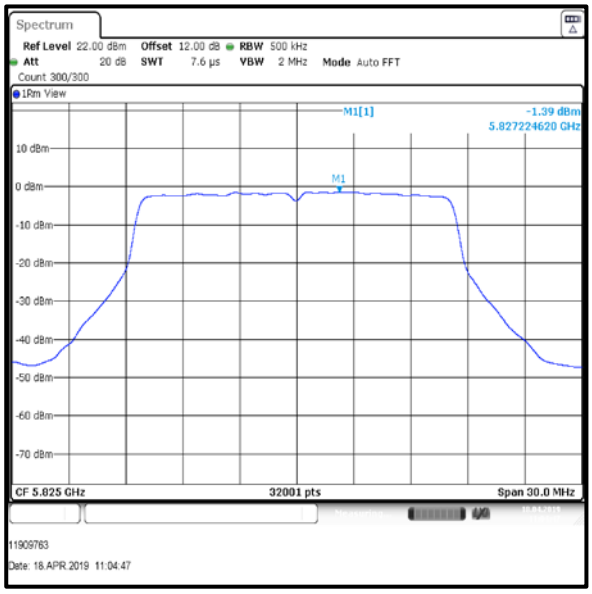

Top Channel

Results: 802.11a / 20 MHz / 6 Mbps / MIMO / Port 4 / PWL 21 / 8 dBi Antenna Group

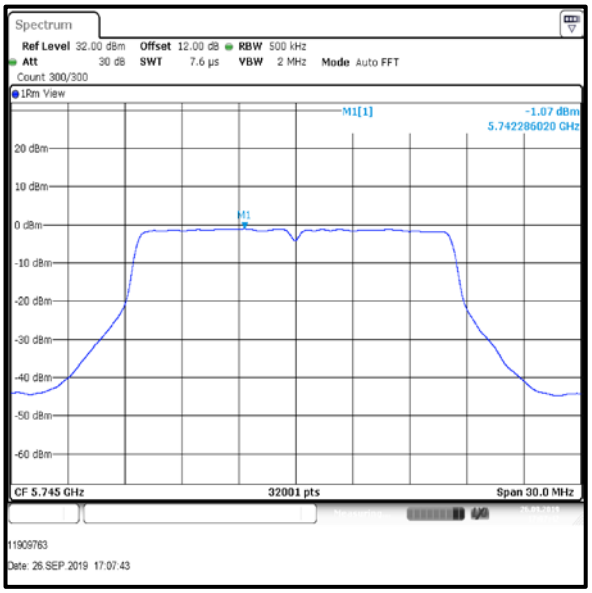

Bottom Channel

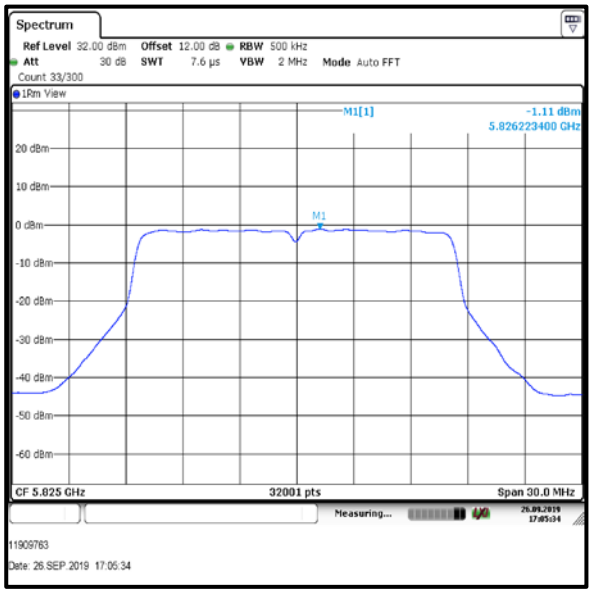

Top Channel

Transmitter Maximum Power Spectral Density (continued)

Results: 802.11n / 20 MHz / MCS0 / MIMO / Port 1+2+3+4 / PWL 24 / 8 dBi Antenna Group

Channel	Port 1			Port 2		
	PPSD (dBm/500 kHz)	Duty Cycle Correction (dB)	Corrected PPSD (dBm/500 kHz)	PPSD (dBm/500 kHz)	Duty Cycle Correction (dB)	Corrected PPSD (dBm/500 kHz)
Bottom +1	1.5	0.5	2.0	1.1	0.5	1.6
Middle	1.1	0.5	1.6	1.1	0.5	1.6
Top -1	0.7	0.5	1.2	1.0	0.5	1.5

Channel	Port 3			Port 4		
	PPSD (dBm /500kHz)	Duty Cycle Correction (dB)	Corrected PPSD (dBm /500kHz)	PPSD (dBm /500kHz)	Duty Cycle Correction (dB)	Corrected PPSD (dBm /500kHz)
Bottom +1	1.7	0.5	2.2	0.5	0.5	1.0
Middle	1.1	0.5	1.6	-0.1	0.5	0.4
Top -1	1.6	0.5	2.1	0.5	0.5	1.0

Channel	Corrected PPSD Port 1 (dBm/500 kHz)	Corrected PPSD Port 2 (dBm/500 kHz)	Corrected PPSD Port 3 (dBm/500 kHz)	Corrected PPSD Port 4 (dBm/500 kHz)	Combined PPSD (dBm/500 kHz)	Limit (dBm/500kHz)	Margin (dB)	Result
Bottom +1	2.0	1.6	2.2	1.0	7.7	21.9	14.2	Complied
Middle	1.6	1.6	1.6	0.4	7.4	21.9	14.5	Complied
Top -1	1.2	1.5	2.1	1.0	7.5	21.9	14.4	Complied

Result: Pass

Transmitter Maximum Power Spectral Density (continued)

Results: 802.11n / 20 MHz / MCS0 / MIMO / Port 1 / PWL 24 / 8 dBi Antenna Group

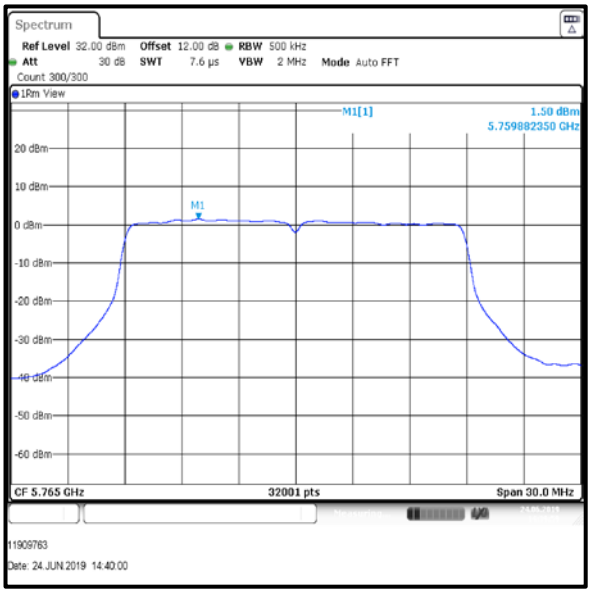

Bottom +1 Channel

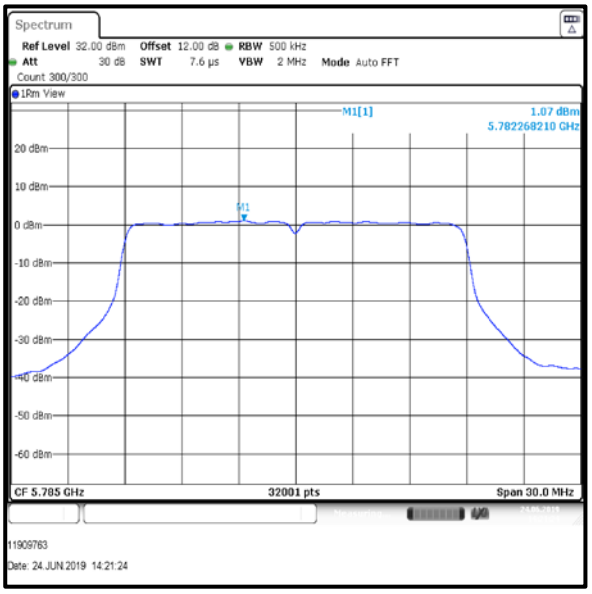

Middle Channel

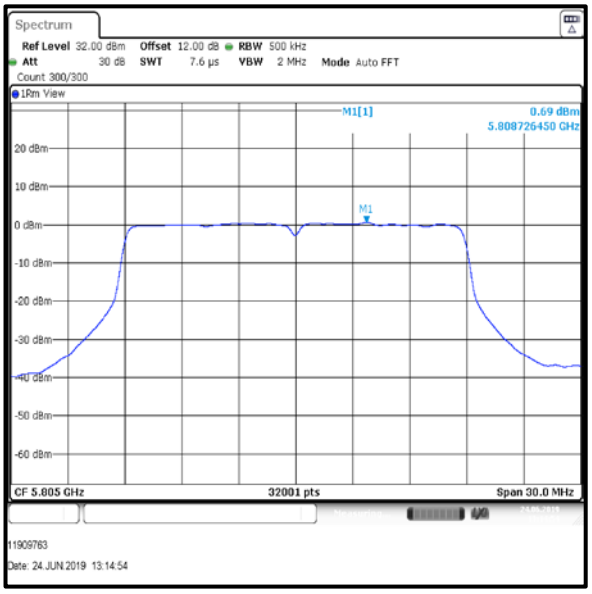

Top -1 Channel

Transmitter Maximum Power Spectral Density (continued)

Results: 802.11n / 20 MHz / MCS0/ MIMO / Port 2 / PWL 24 / 8 dBi Antenna Group

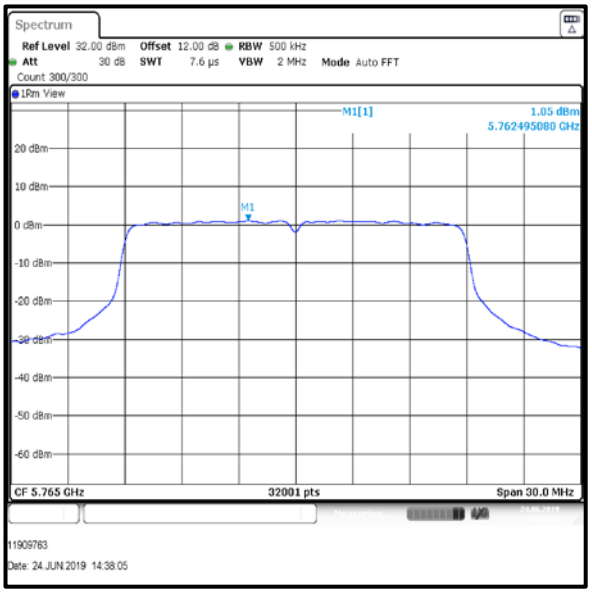

Bottom +1 Channel

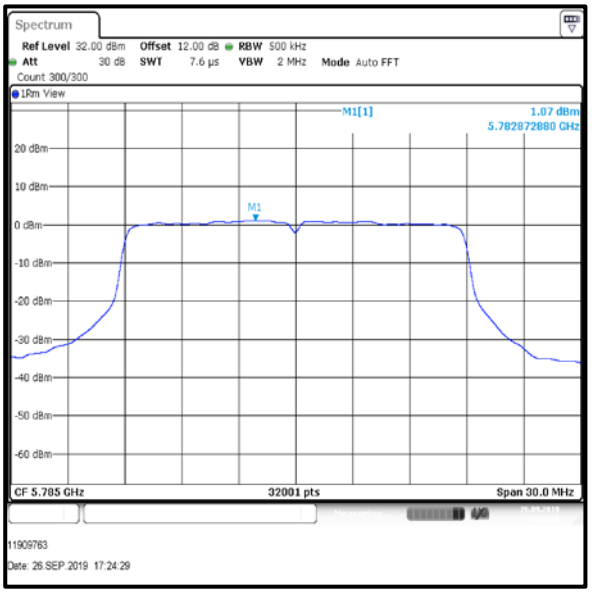

Middle Channel

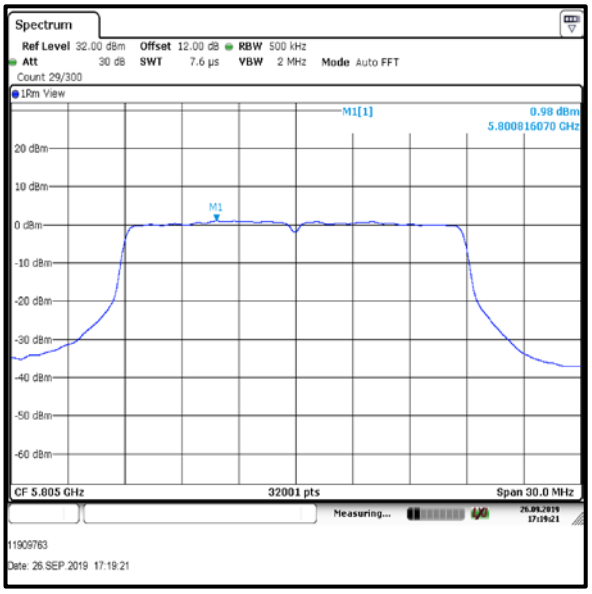

Top -1 Channel

Transmitter Maximum Power Spectral Density (continued)

Results: 802.11n / 20 MHz / MCS0/ MIMO / Port 3 / PWL 24 / 8 dBi Antenna Group

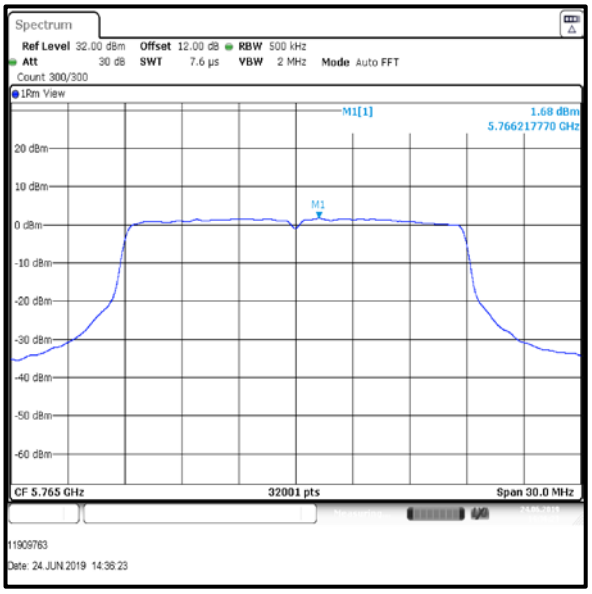

Bottom +1 Channel

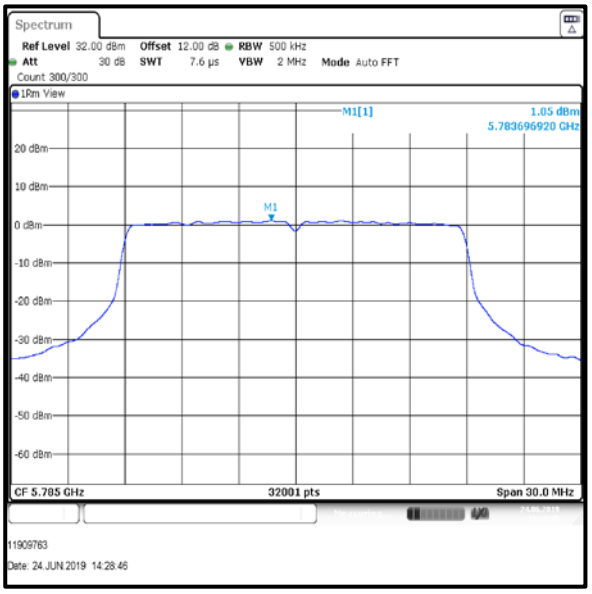

Middle Channel

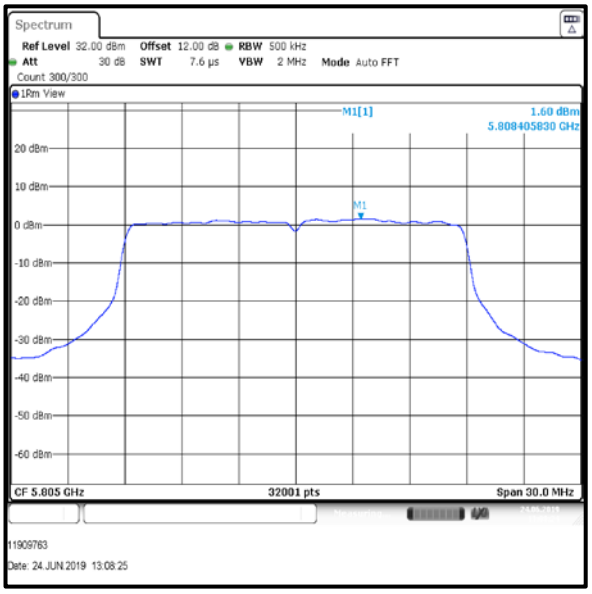

Top -1 Channel

Transmitter Maximum Power Spectral Density (continued)

Results: 802.11n / 20 MHz / MCS0 / MIMO / Port 4 / PWL 24 / 8 dBi Antenna Group

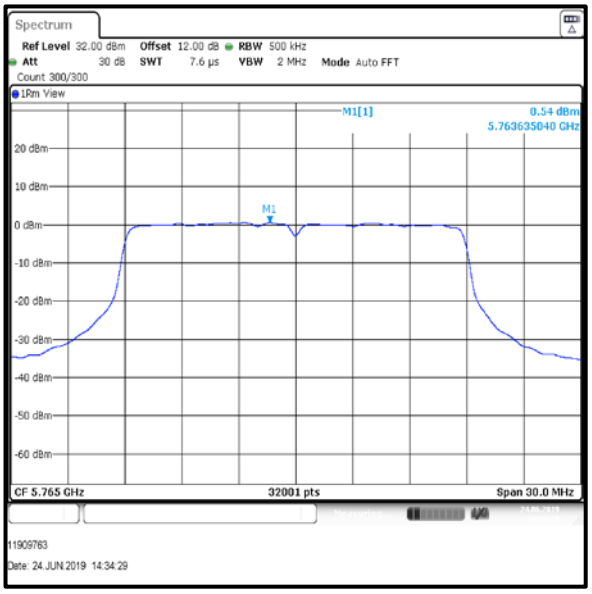

Bottom +1 Channel

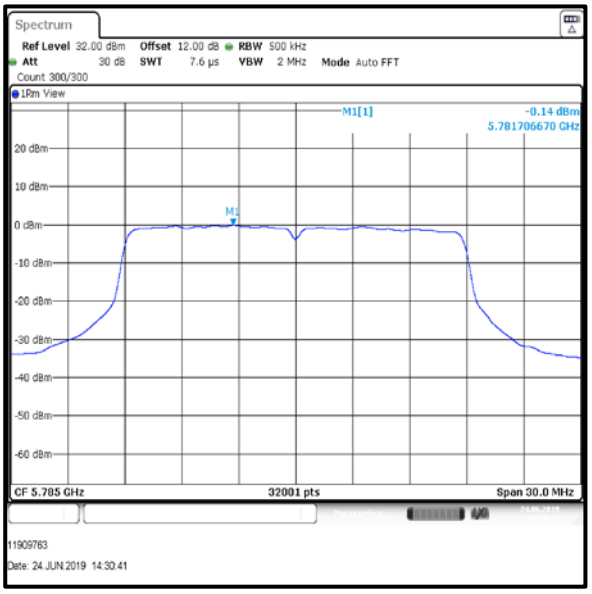

Middle Channel

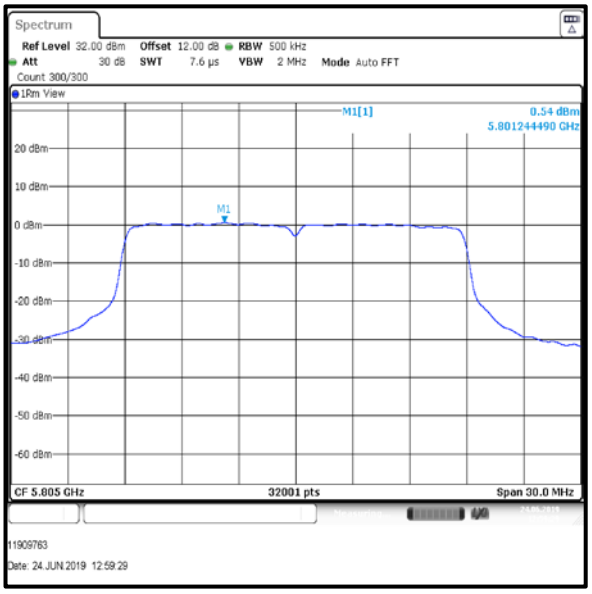

Top -1 Channel

Transmitter Maximum Power Spectral Density (continued)

Results: 802.11n / 20 MHz / MCS0 / MIMO / Port 1+2+3+4 / PWL 21 / 8 dBi Antenna Group

Channel	Port 1			Port 2		
	PPSD (dBm /500k Hz)	Duty Cycle Correction (dB)	Corrected PPSD (dBm /500k Hz)	PPSD (dBm /500k Hz)	Duty Cycle Correction (dB)	Corrected PPSD (dBm /500k Hz)
Bottom	-1.9	0.5	-1.4	-2.2	0.5	-1.7
Top	-2.3	0.5	-1.8	-2.0	0.5	-1.5

Channel	Port 3			Port 4		
	PPSD (dBm /500kHz)	Duty Cycle Correction (dB)	Corrected PPSD (dBm /500kHz)	PPSD (dBm /500kHz)	Duty Cycle Correction (dB)	Corrected PPSD (dBm /500kHz)
Bottom	-1.2	0.5	-0.7	-1.5	0.5	-1.0
Top	-1.6	0.5	-1.3	-1.8	0.5	-1.3

Channel	Corrected PPSD Port 1 (dBm/500 kHz)	Corrected PPSD Port 2 (dBm/500 kHz)	Corrected PPSD Port 3 (dBm/500 kHz)	Corrected PPSD Port 4 (dBm/500 kHz)	Combined PPSD (dBm/500 kHz)	Limit (dBm/500kHz)	Margin (dB)	Result
Bottom	-1.4	-1.7	-0.7	-1.0	4.8	21.9	17.1	Complied
Top	-1.8	-1.5	-1.3	-1.3	4.6	21.9	17.3	Complied

Result: Pass

Transmitter Maximum Power Spectral Density (continued)

Results: 802.11n / 20 MHz / MCS0 / MIMO / Port 1 / PWL 21 / 8 dBi Antenna Group

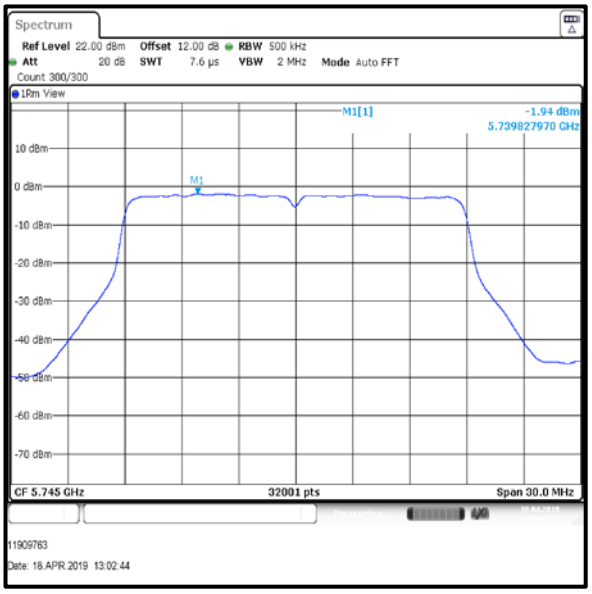

Bottom Channel

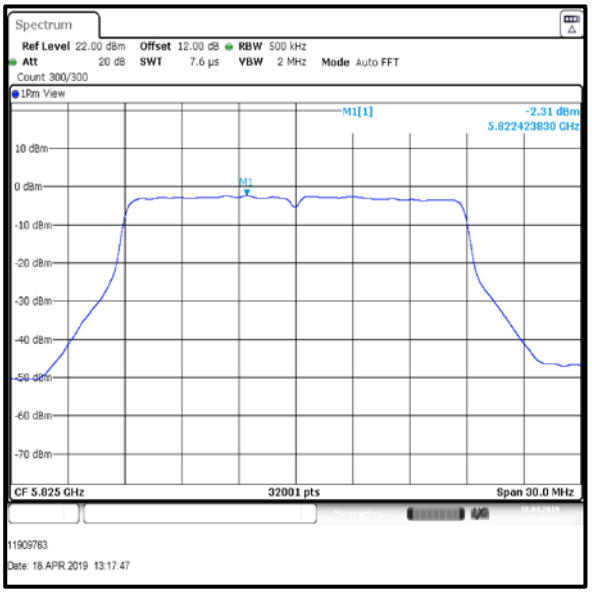

Top Channel

Results: 802.11n / 20 MHz / MCS0 / MIMO / Port 2 / PWL 21 / 8 dBi Antenna Group

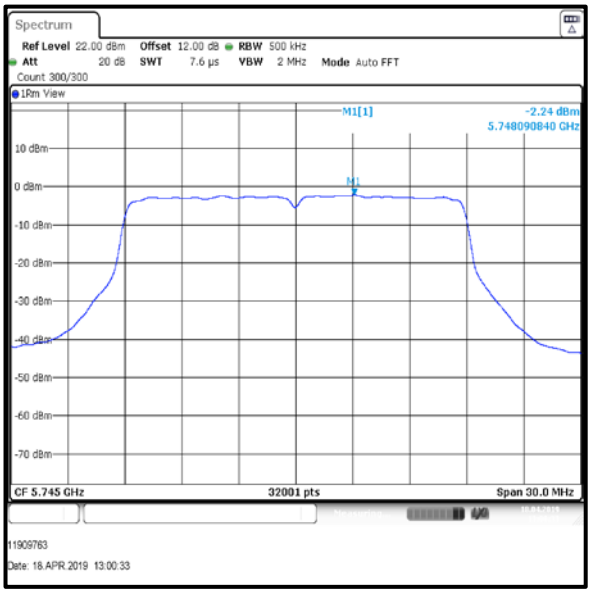

Bottom Channel

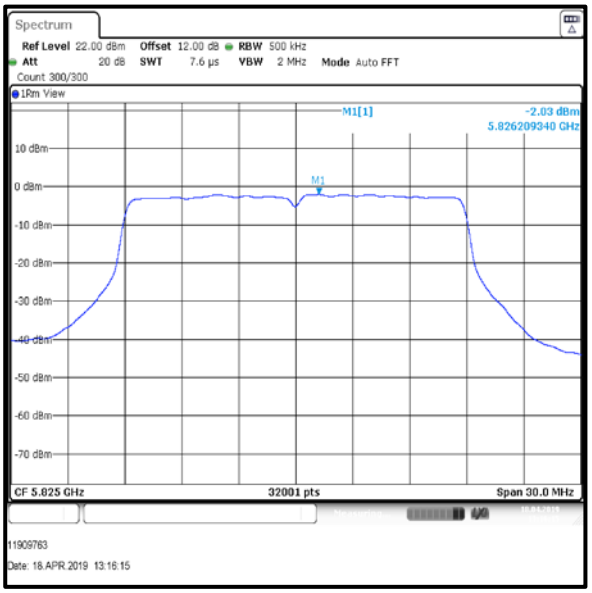

Top Channel

Transmitter Maximum Power Spectral Density (continued)

Results: 802.11n / 20 MHz / MCS0 / MIMO / Port 3 / PWL 21 / 8 dBi Antenna Group

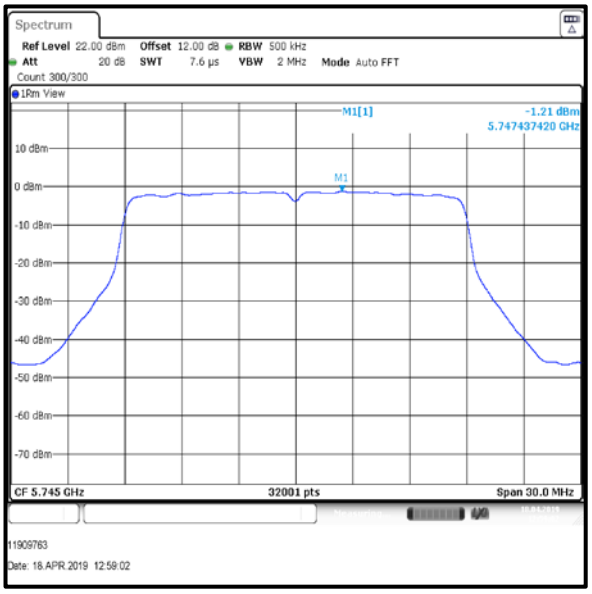

Bottom Channel

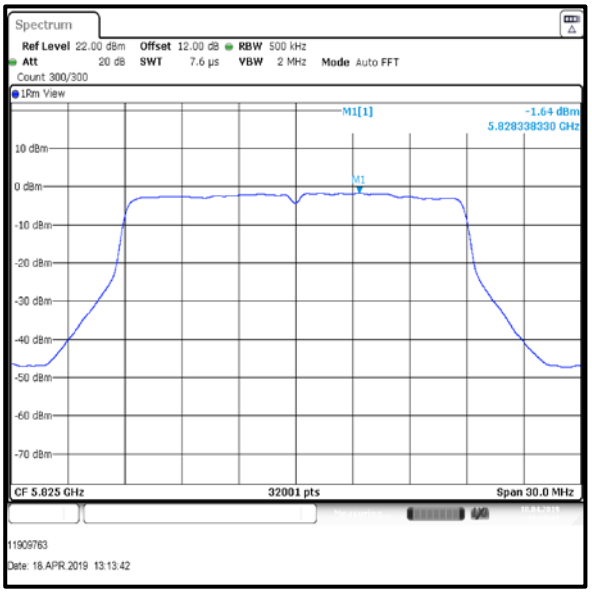

Top Channel

Results: 802.11n / 20 MHz / MCS0 / MIMO / Port 4 / PWL 21 / 8 dBi Antenna Group

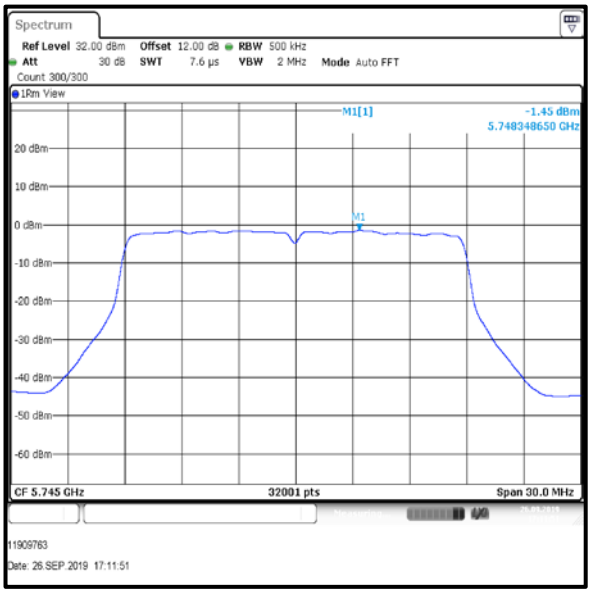

Bottom Channel

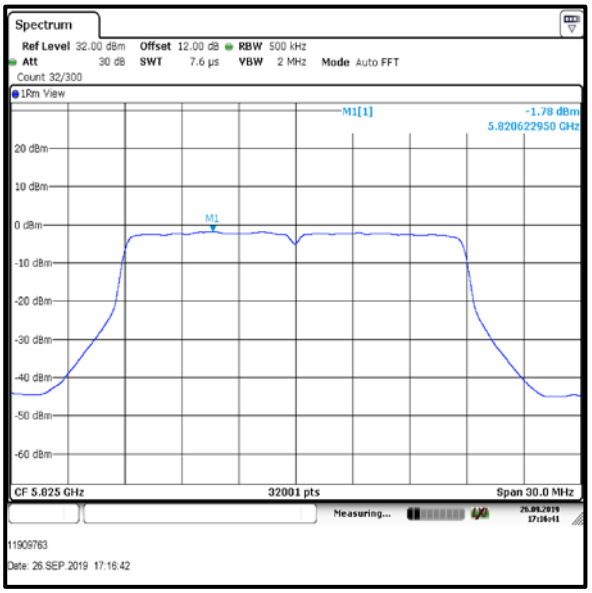

Top Channel

Transmitter Maximum Power Spectral Density (continued)

Results: 802.11ac / 20 MHz / MCS0 / MIMO / Port 1+2+3+4 / PWL 24 / 8 dBi Antenna Group

Channel	Port 1			Port 2		
	PPSD (dBm/500 kHz)	Duty Cycle Correction (dB)	Corrected PPSD (dBm/500 kHz)	PPSD (dBm/500 kHz)	Duty Cycle Correction (dB)	Corrected PPSD (dBm/500 kHz)
Bottom +1	1.7	0.4	2.1	1.6	0.4	2.0
Middle	1.4	0.4	1.8	1.1	0.4	1.5
Top -1	1.4	0.4	1.8	1.4	0.4	1.8

Channel	Port 3			Port 4		
	PPSD (dBm /500kHz)	Duty Cycle Correction (dB)	Corrected PPSD (dBm /500kHz)	PPSD (dBm /500kHz)	Duty Cycle Correction (dB)	Corrected PPSD (dBm /500kHz)
Bottom +1	1.0	0.4	1.4	-0.2	0.4	0.2
Middle	1.6	0.4	2.0	0.5	0.4	0.9
Top -1	1.4	0.4	1.8	0.4	0.4	0.8

Channel	Corrected PPSD Port 1 (dBm/500 kHz)	Corrected PPSD Port 2 (dBm/500 kHz)	Corrected PPSD Port 3 (dBm/500 kHz)	Corrected PPSD Port 4 (dBm/500 kHz)	Combined PPSD (dBm/500 kHz)	Limit (dBm/500kHz)	Margin (dB)	Result
Bottom +1	2.1	2.0	1.4	0.2	7.5	21.9	14.4	Complied
Middle	1.8	1.5	2.0	0.9	7.6	21.9	14.3	Complied
Top -1	1.8	1.8	1.8	0.8	7.6	21.9	14.3	Complied

Result: Pass

Transmitter Maximum Power Spectral Density (continued)

Results: 802.11ac / 20 MHz / MCS0 / MIMO / Port 1 / PWL 24 / 8 dBi Antenna Group

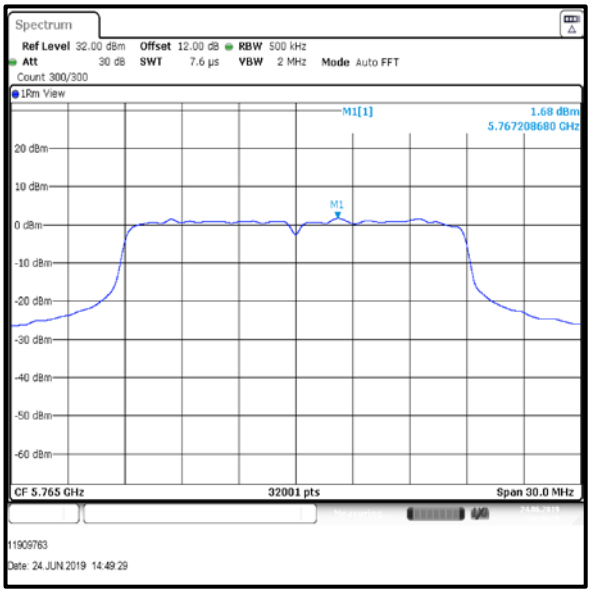

Bottom +1 Channel

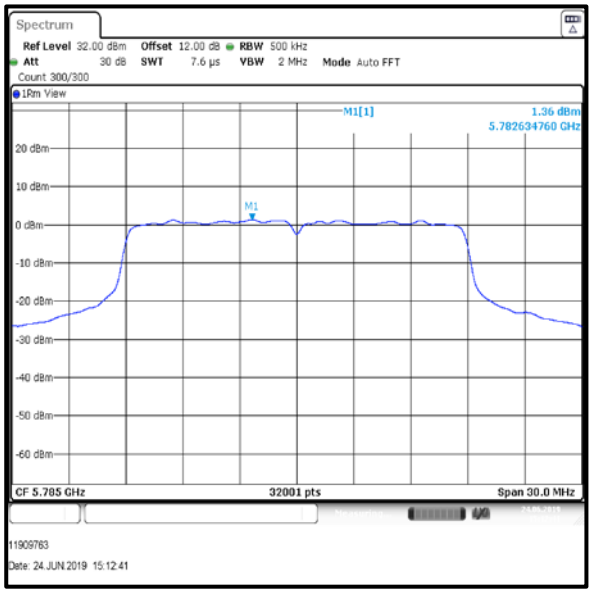

Middle Channel

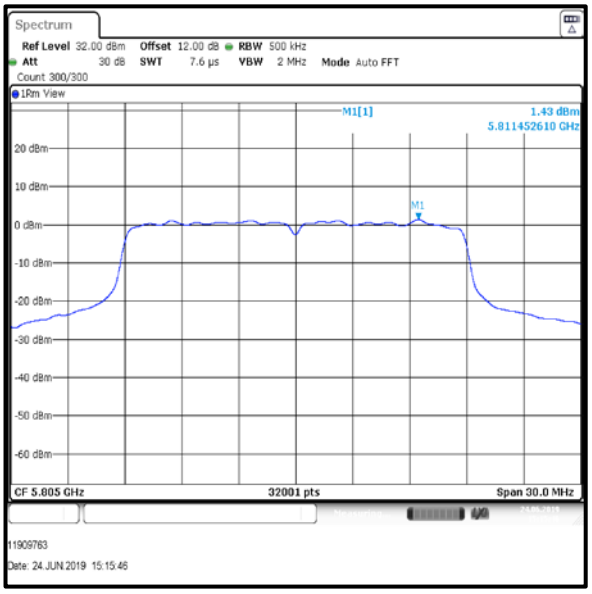

Top -1 Channel

Transmitter Maximum Power Spectral Density (continued)

Results: 802.11ac / 20 MHz / MCS0/ MIMO / Port 2 / PWL 24 / 8 dBi Antenna Group

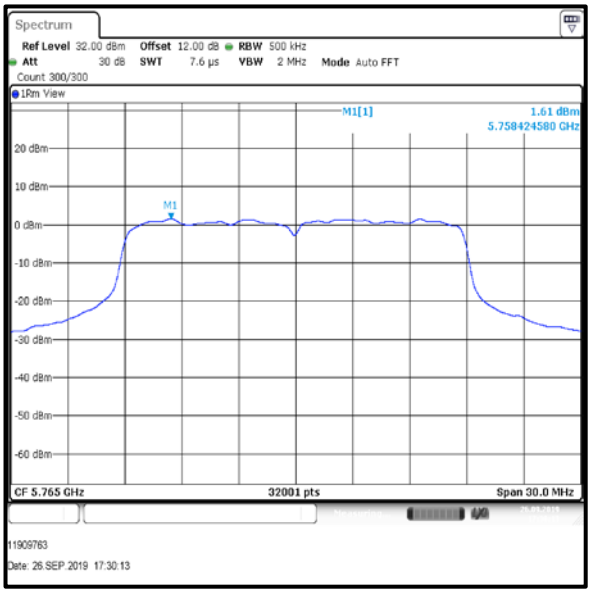

Bottom +1 Channel

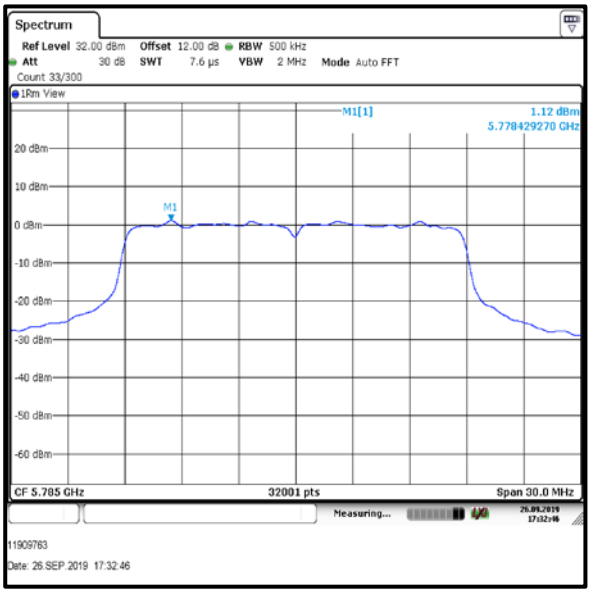

Middle Channel

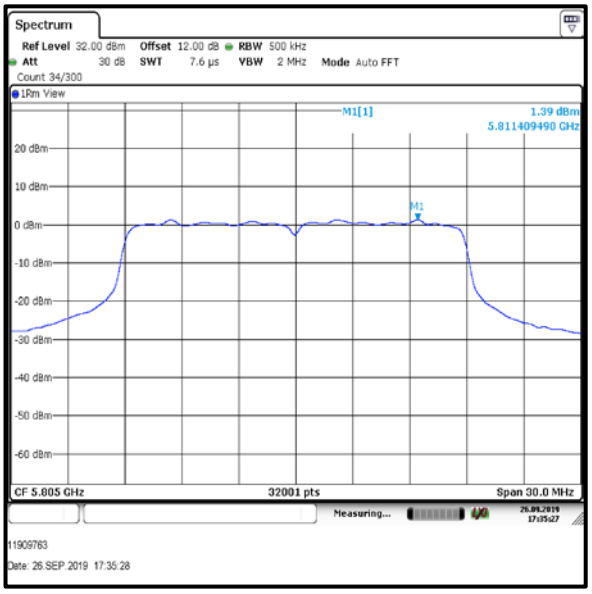

Top -1 Channel

Transmitter Maximum Power Spectral Density (continued)

Results: 802.11ac / 20 MHz / MCS0/ MIMO / Port 3 / PWL 24 / 8 dBi Antenna Group

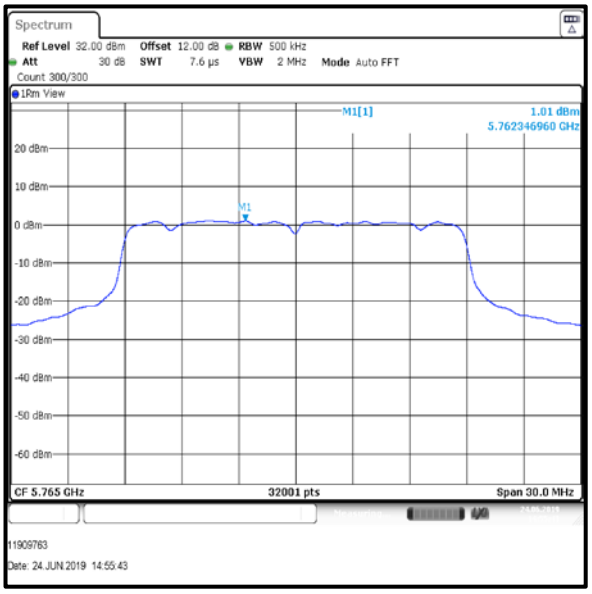

Bottom +1 Channel

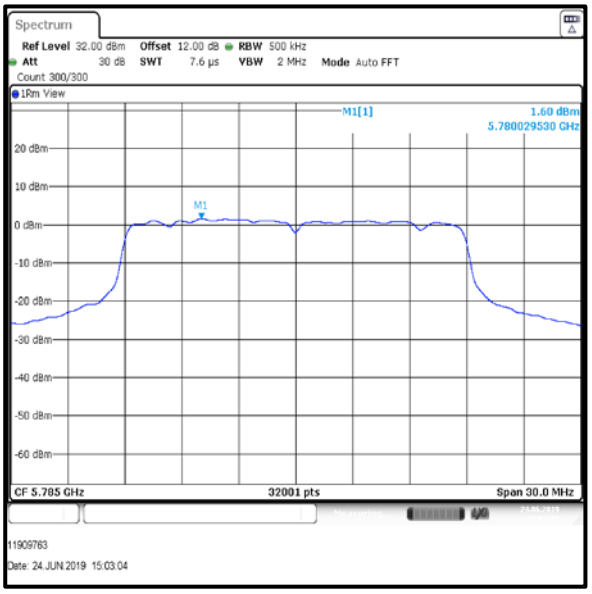

Middle Channel

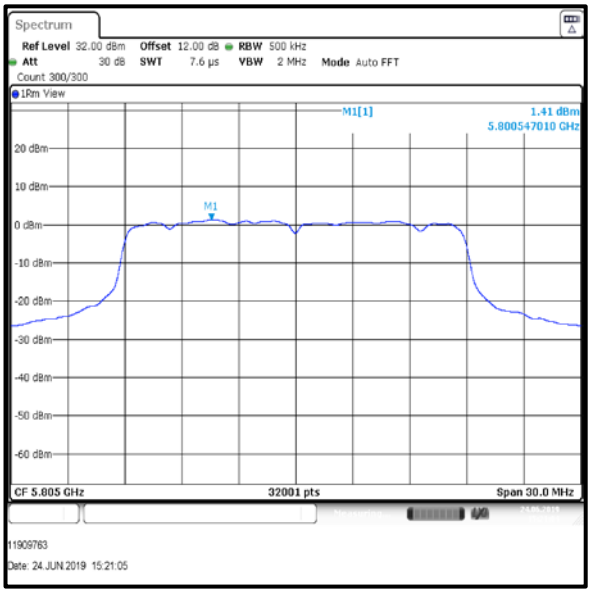

Top -1 Channel

Transmitter Maximum Power Spectral Density (continued)

Results: 802.11ac / 20 MHz / MCS0 / MIMO / Port 4 / PWL 24 / 8 dBi Antenna Group

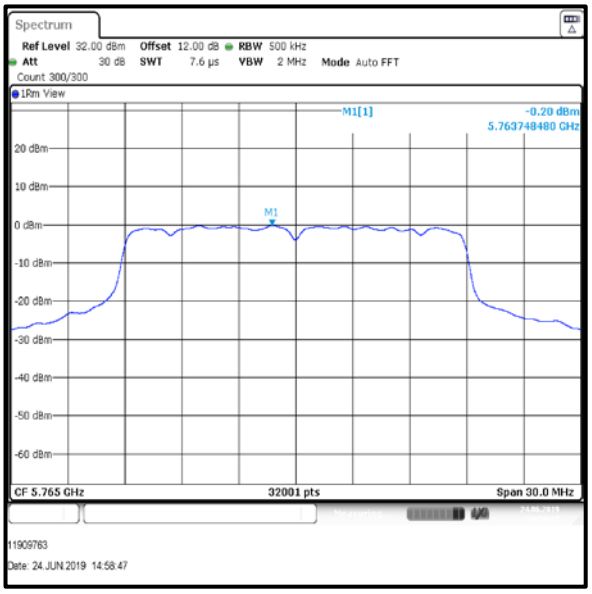

Bottom +1 Channel

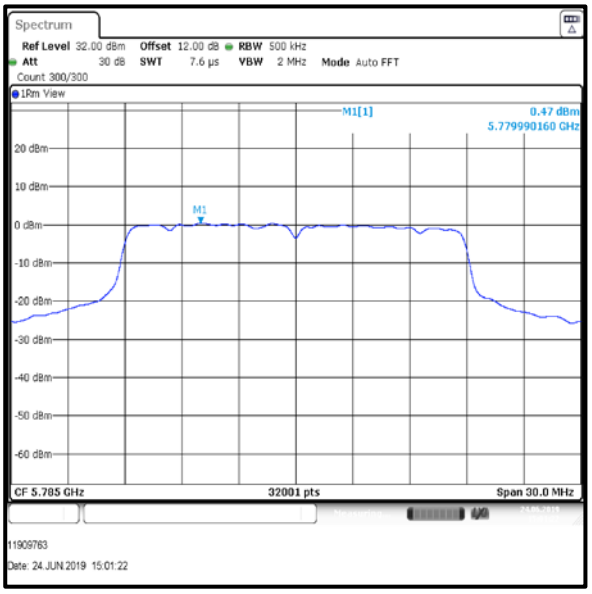

Middle Channel

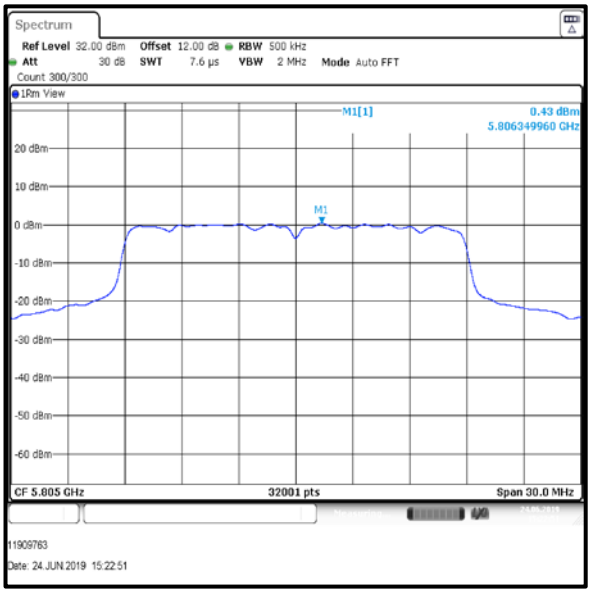

Top -1 Channel

Transmitter Maximum Power Spectral Density (continued)

Results: 802.11ac / 20 MHz / MCS0 / MIMO / Port 1+2+3+4 / PWL 21 / 8 dBi Antenna Group

Channel	Port 1			Port 2		
	PPSD (dBm /500k Hz)	Duty Cycle Correction (dB)	Corrected PPSD (dBm /500k Hz)	PPSD (dBm /500k Hz)	Duty Cycle Correction (dB)	Corrected PPSD (dBm /500k Hz)
Bottom	-0.3	0.4	0.1	-1.3	0.4	-0.9
Top	-2.8	0.4	-2.4	-2.9	0.4	-2.5

Channel	Port 3			Port 4		
	PPSD (dBm /500kHz)	Duty Cycle Correction (dB)	Corrected PPSD (dBm /500kHz)	PPSD (dBm /500kHz)	Duty Cycle Correction (dB)	Corrected PPSD (dBm /500kHz)
Bottom	-1.2	0.4	-0.8	-1.5	0.4	-1.1
Top	-3.0	0.4	-2.6	-1.7	0.4	-1.3

Channel	Corrected PPSD Port 1 (dBm/500 kHz)	Corrected PPSD Port 2 (dBm/500 kHz)	Corrected PPSD Port 3 (dBm/500 kHz)	Corrected PPSD Port 4 (dBm/500 kHz)	Combined PPSD (dBm/500 kHz)	Limit (dBm/500kHz)	Margin (dB)	Result
Bottom	0.1	-0.9	-0.8	-1.1	5.4	21.9	16.5	Complied
Top	-2.4	-2.5	-2.6	-1.3	3.9	21.9	18	Complied

Result: Pass

Transmitter Maximum Power Spectral Density (continued)

Results: 802.11ac / 20 MHz / MCS0 / MIMO / Port 1 / PWL 21 / 8 dBi Antenna Group

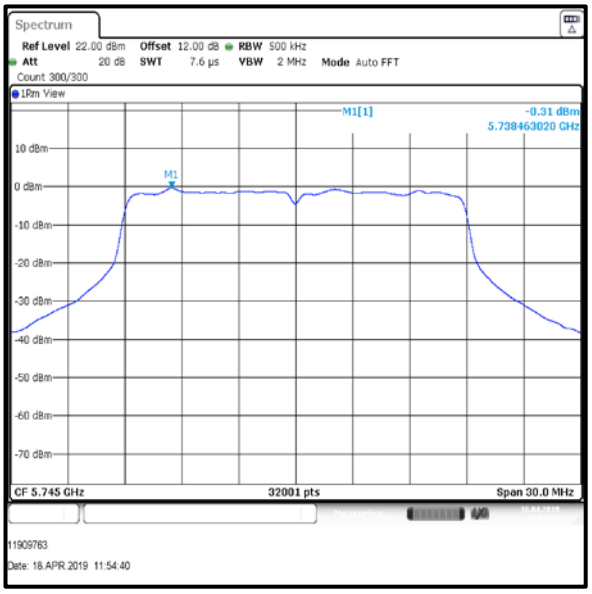

Bottom Channel

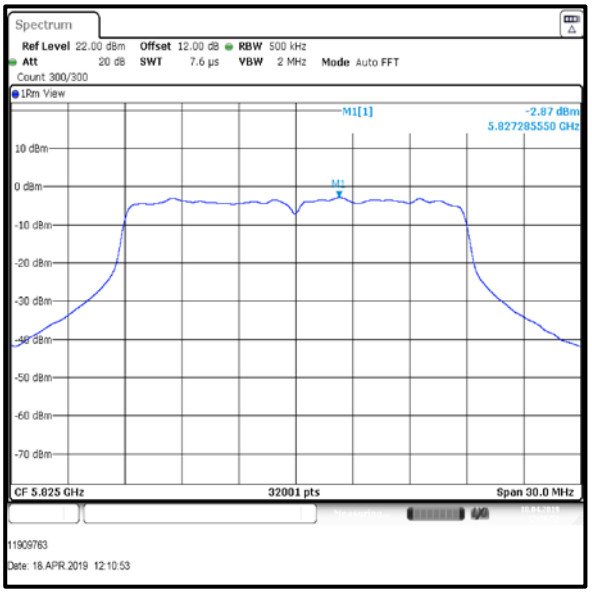

Top Channel

Results: 802.11ac / 20 MHz / MCS0 / MIMO / Port 2 / PWL 21 / 8 dBi Antenna Group

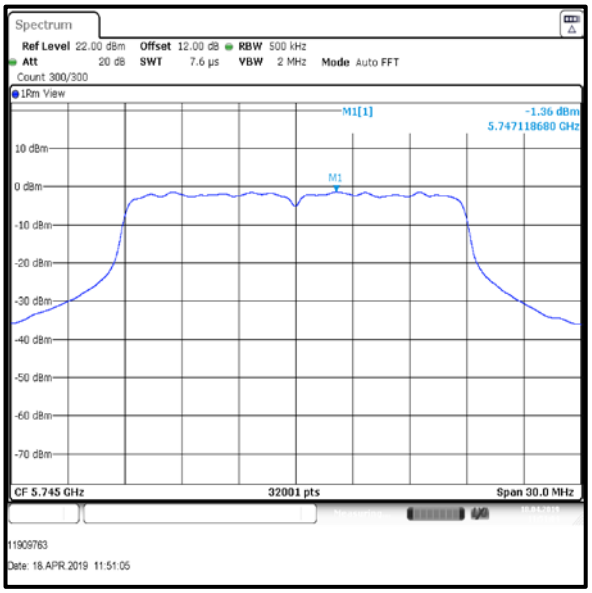

Bottom Channel

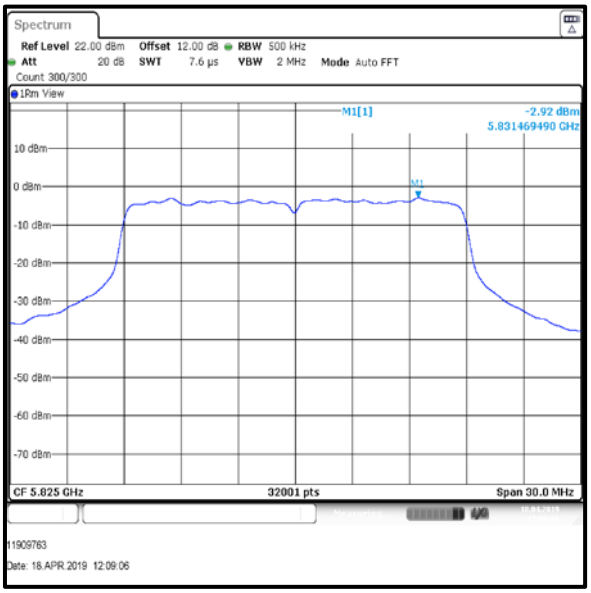

Top Channel

Transmitter Maximum Power Spectral Density (continued)

Results: 802.11ac / 20 MHz / MCS0 / MIMO / Port 3 / PWL 21 / 8 dBi Antenna Group

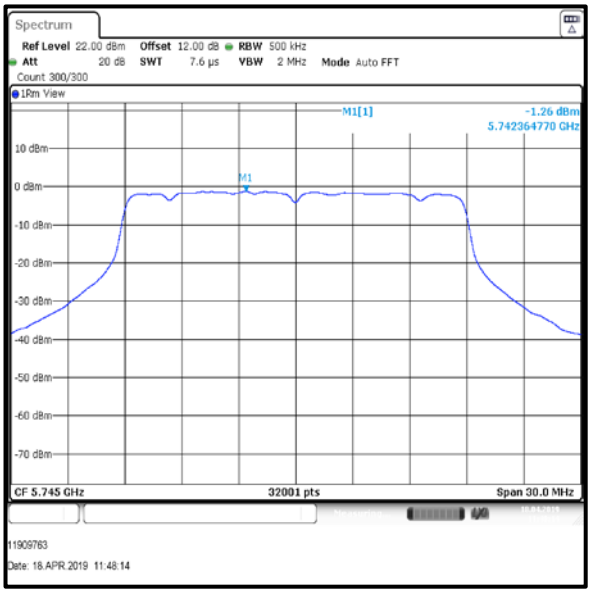

Bottom Channel

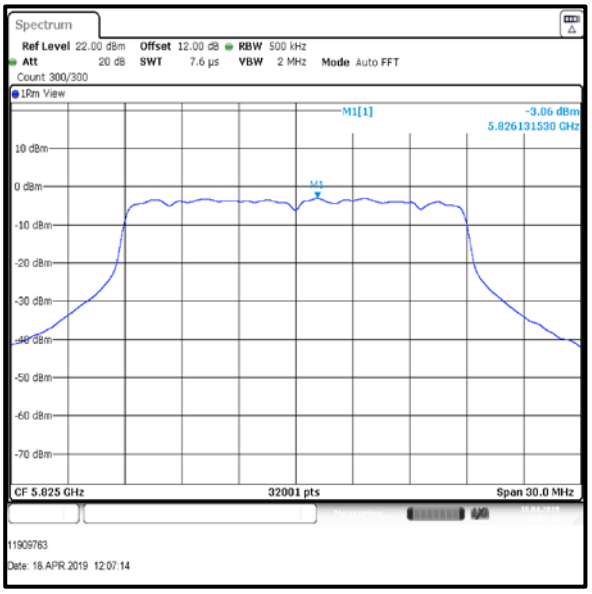

Top Channel

Results: 802.11ac / 20 MHz / MCS0 / MIMO / Port 4 / PWL 21 / 8 dBi Antenna Group

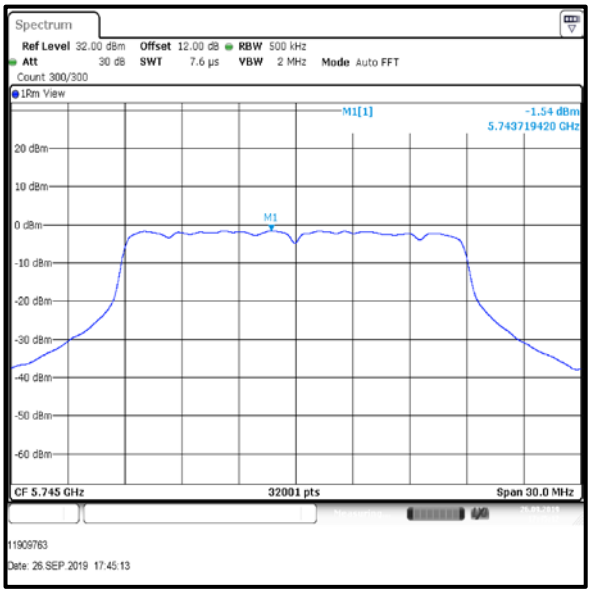

Bottom Channel

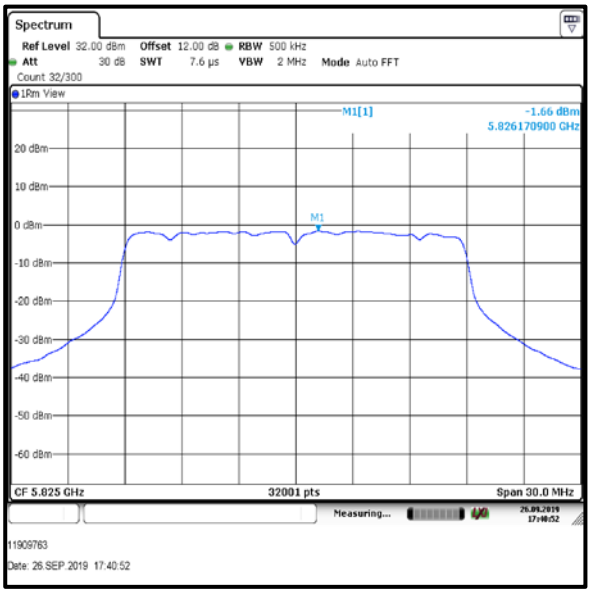

Top Channel

Transmitter Maximum Power Spectral Density (continued)

Results: 802.11n / HT40 / MCS0 / MIMO / Port 1+2+3+4 / PWL 21 / 8 dBi Antenna Group

Channel	Port 1			Port 2		
	PPSD (dBm /500k Hz)	Duty Cycle Correction (dB)	Corrected PPSD (dBm /500k Hz)	PPSD (dBm /500k Hz)	Duty Cycle Correction (dB)	Corrected PPSD (dBm /500k Hz)
Bottom	-4.5	0.4	-4.1	-4.8	0.4	-4.4
Top	-4.6	0.4	-4.2	-4.8	0.4	-4.4

Channel	Port 3			Port 4		
	PPSD (dBm /500kHz)	Duty Cycle Correction (dB)	Corrected PPSD (dBm /500kHz)	PPSD (dBm /500kHz)	Duty Cycle Correction (dB)	Corrected PPSD (dBm /500kHz)
Bottom	-4.2	0.4	-3.8	-4.4	0.4	-4.0
Top	-4.4	0.4	-4.0	-4.2	0.4	-3.8

Channel	Corrected PPSD Port 1 (dBm/500 kHz)	Corrected PPSD Port 2 (dBm/500 kHz)	Corrected PPSD Port 3 (dBm/500 kHz)	Corrected PPSD Port 4 (dBm/500 kHz)	Combined PPSD (dBm/500 kHz)	Limit (dBm/500kHz)	Margin (dB)	Result
Bottom	-4.1	-4.4	-3.8	-4.0	2.0	21.9	19.9	Complied
Top	-4.2	-4.4	-4.0	-3.8	1.9	21.9	20	Complied

Result: Pass

Transmitter Maximum Power Spectral Density (continued)

Results: 802.11n / HT40 / MCS0 / MIMO / Port 1 / PWL 21 / 8 dBi Antenna Group

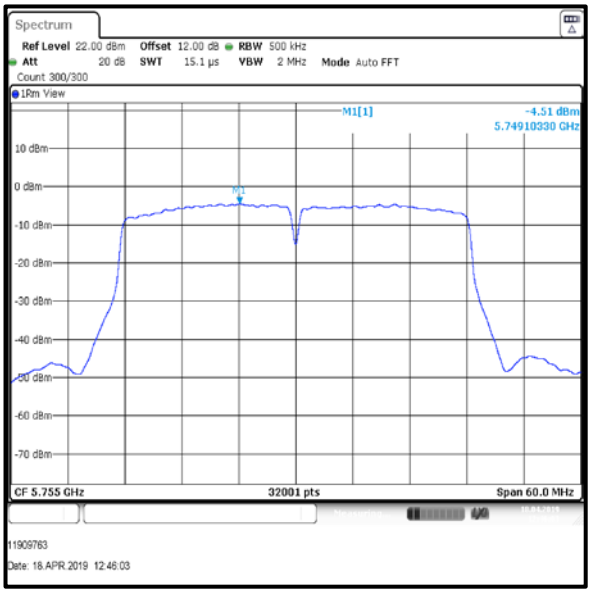

Bottom Channel

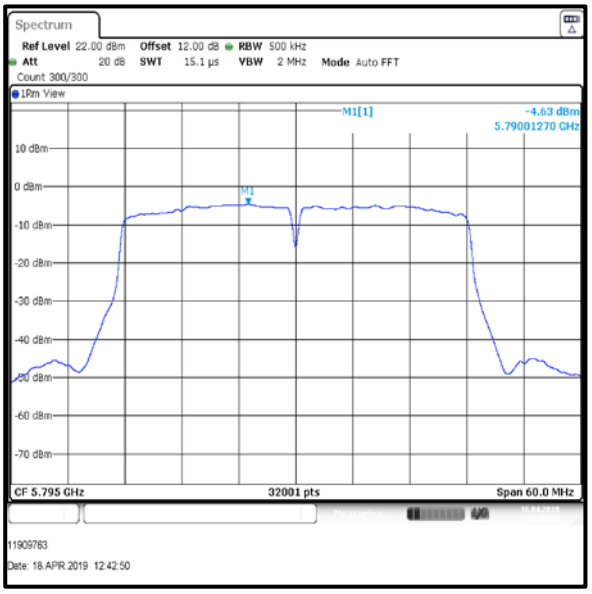

Top Channel

Results: 802.11n / HT40 / MCS0 / MIMO / Port 2 / PWL 21 / 8 dBi Antenna Group

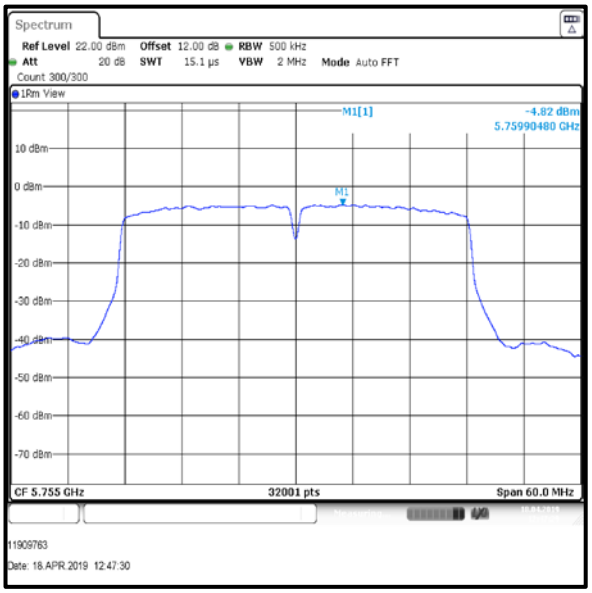

Bottom Channel

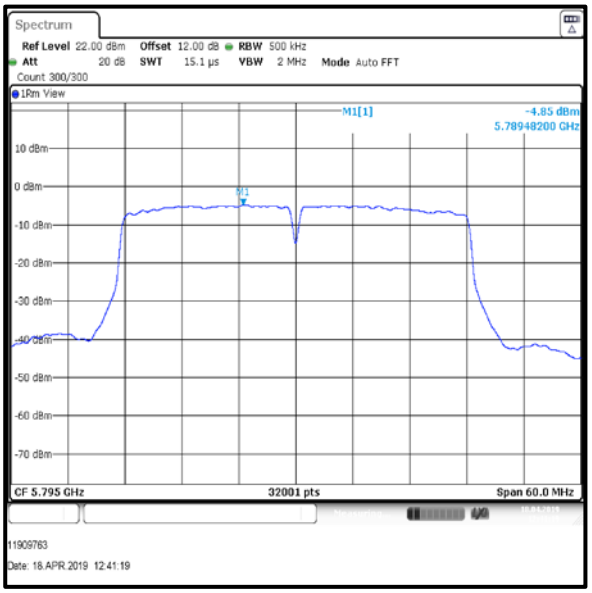

Top Channel

Transmitter Maximum Power Spectral Density (continued)

Results: 802.11n / HT40 / MCS0 / MIMO / Port 3 / PWL 21 / 8 dBi Antenna Group

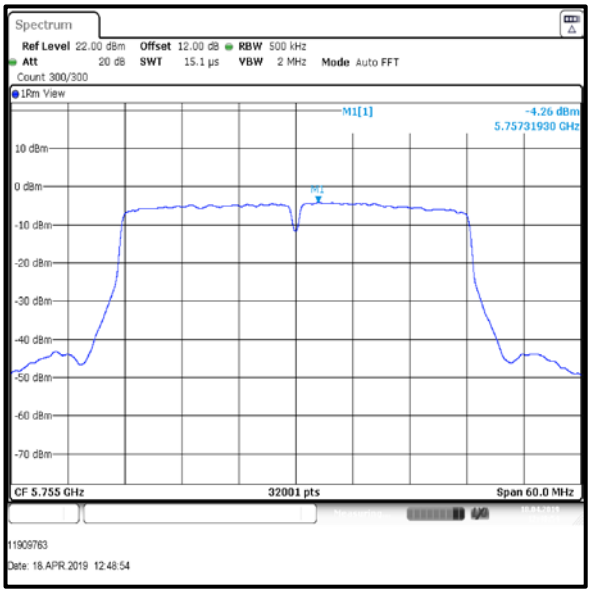

Bottom Channel

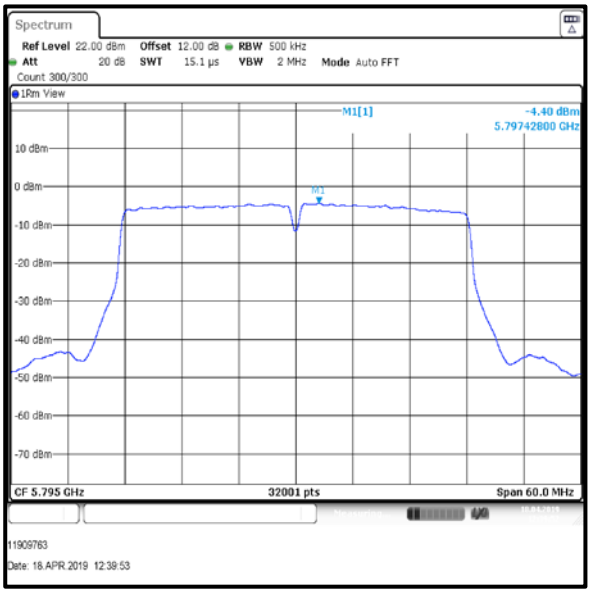

Top Channel

Results: 802.11n / HT40 / MCS0 / MIMO / Port 4 / PWL 21 / 8 dBi Antenna Group

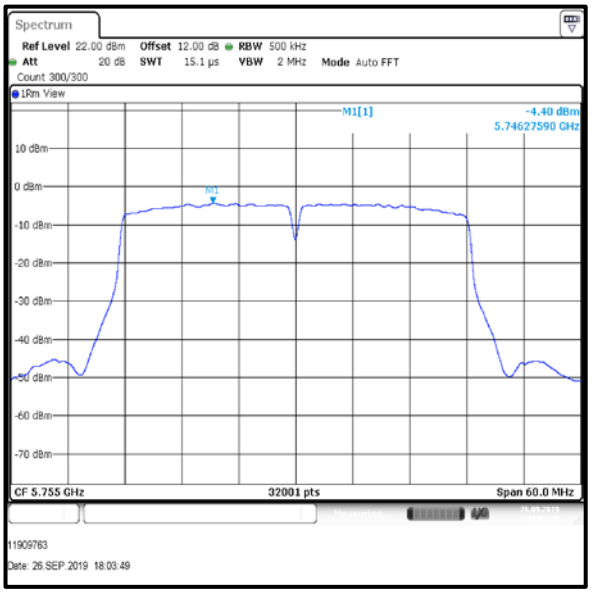

Bottom Channel

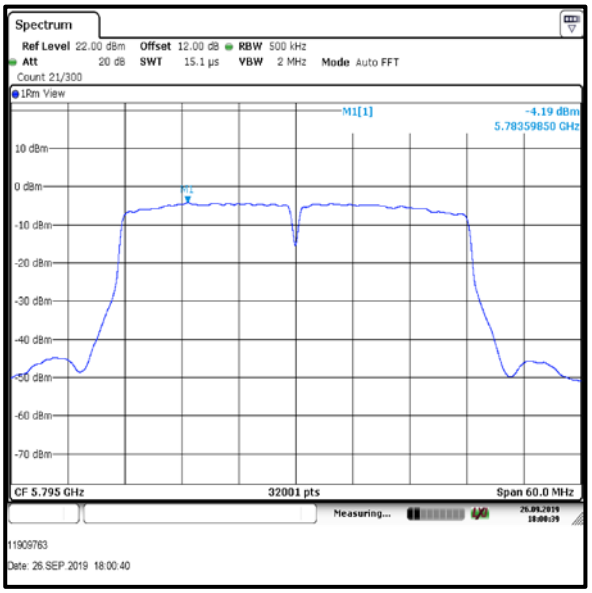

Top Channel

Transmitter Maximum Power Spectral Density (continued)

Results: 802.11ac / HT40 / MCS0 / MIMO / Port 1+2+3+4 / PWL 21 / 8 dBi Antenna Group

Channel	Port 1			Port 2		
	PPSD (dBm /500k Hz)	Duty Cycle Correction (dB)	Corrected PPSD (dBm /500k Hz)	PPSD (dBm /500k Hz)	Duty Cycle Correction (dB)	Corrected PPSD (dBm /500k Hz)
Bottom	-5.4	0.4	-5.0	-5.4	0.4	-5.0
Top	-5.5	0.4	-5.1	-5.5	0.4	-5.1

Channel	Port 3			Port 4		
	PPSD (dBm /500kHz)	Duty Cycle Correction (dB)	Corrected PPSD (dBm /500kHz)	PPSD (dBm /500kHz)	Duty Cycle Correction (dB)	Corrected PPSD (dBm /500kHz)
Bottom	-5.4	0.4	-5.0	-5.6	0.4	-5.2
Top	-5.9	0.4	-5.5	-6.5	0.4	-6.1

Channel	Corrected PPSD Port 1 (dBm/500 kHz)	Corrected PPSD Port 2 (dBm/500 kHz)	Corrected PPSD Port 3 (dBm/500 kHz)	Corrected PPSD Port 4 (dBm/500 kHz)	Combined PPSD (dBm/500 kHz)	Limit (dBm/500kHz)	Margin (dB)	Result
Bottom	-5.0	-5.0	-5.0	-5.2	1.0	21.9	20.9	Complied
Top	-5.1	-5.1	-5.5	-6.1	0.6	21.9	21.3	Complied

Result: Pass

Transmitter Maximum Power Spectral Density (continued)

Results: 802.11ac / HT40 / MCS0 / MIMO / Port 1 / PWL 21 / 8 dBi Antenna Group

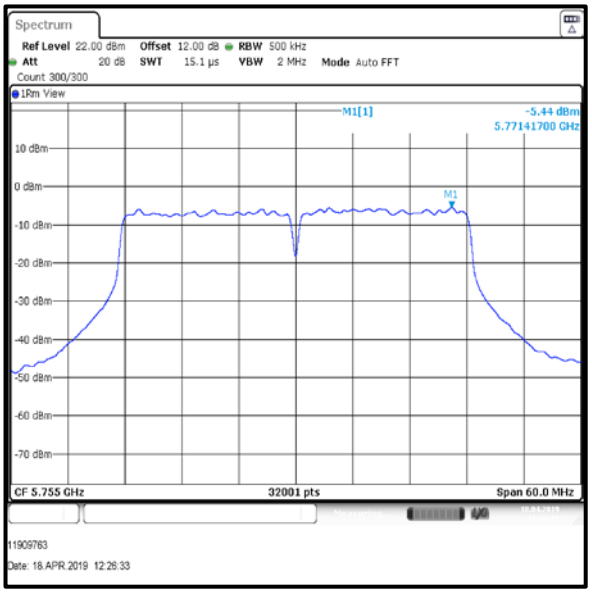

Bottom Channel

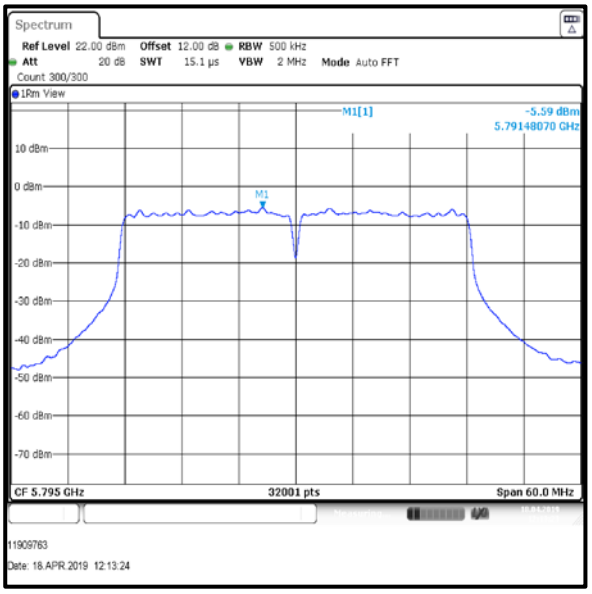

Top Channel

Results: 802.11ac / HT40 / MCS0 / MIMO / Port 2 / PWL 21 / 8 dBi Antenna Group

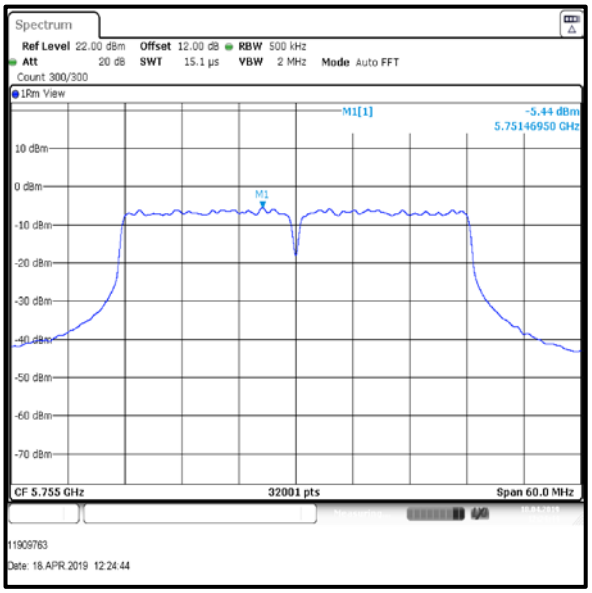

Bottom Channel

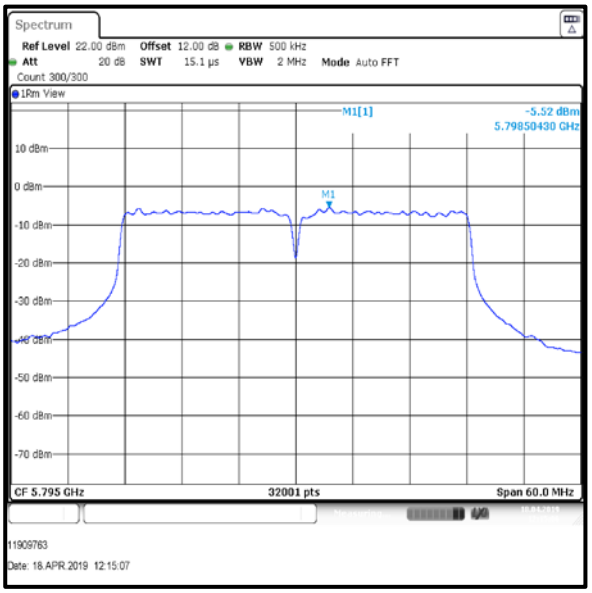

Top Channel

Transmitter Maximum Power Spectral Density (continued)

Results: 802.11ac / HT40 / MCS0 / MIMO / Port 3 / PWL 21 / 8 dBi Antenna Group

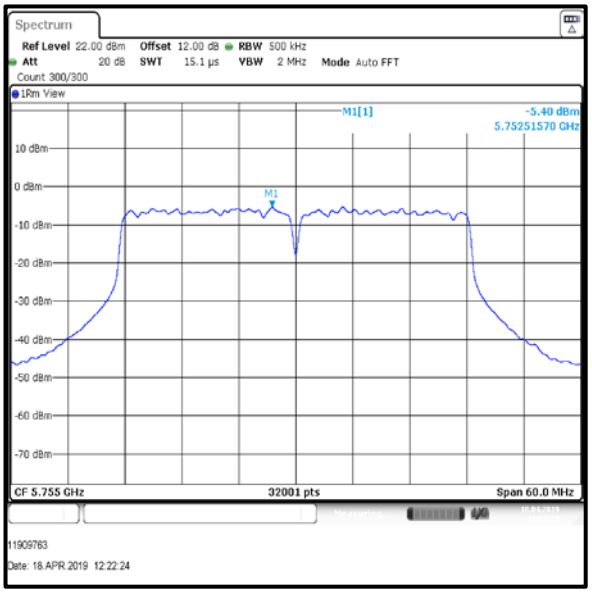

Bottom Channel

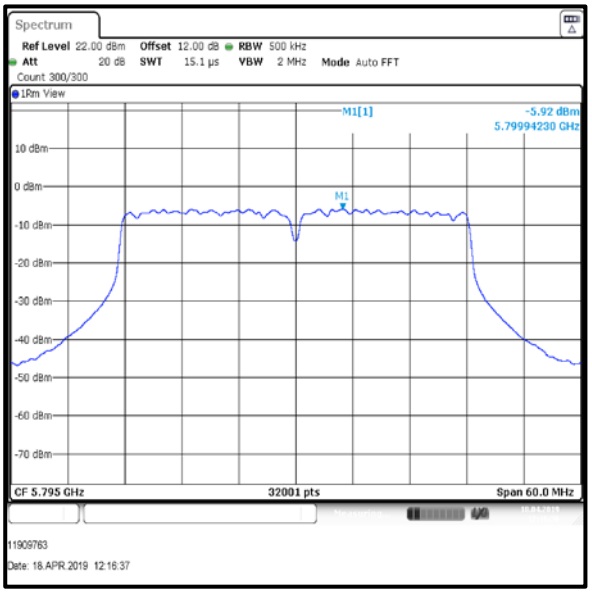

Top Channel

Results: 802.11ac / HT40 / MCS0 / MIMO / Port 4 / PWL 21 / 8 dBi Antenna Group

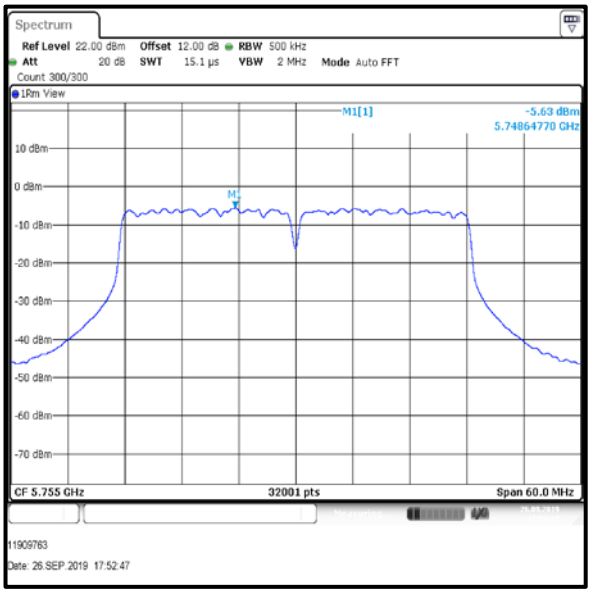

Bottom Channel

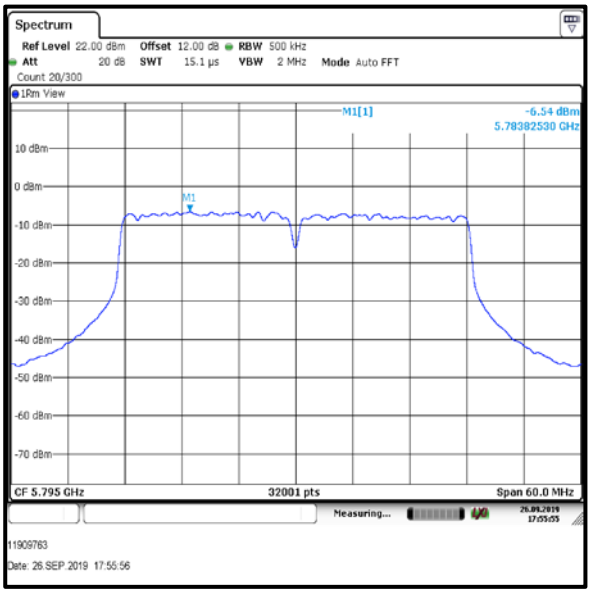

Top Channel

Transmitter Maximum Power Spectral Density (continued)

Results: 802.11ac / HT80 / MCS0 / MIMO / Port 1+2+3+4 / PWL 21 / 8 dBi Antenna Group

Channel	Port 1			Port 2		
	PPSD (dBm /500k Hz)	Duty Cycle Correction (dB)	Corrected PPSD (dBm /500k Hz)	PPSD (dBm /500k Hz)	Duty Cycle Correction (dB)	Corrected PPSD (dBm /500k Hz)
Single	-9.0	0.5	-8.5	-8.9	0.5	-8.4

Channel	Port 3			Port 4		
	PPSD (dBm /500kHz)	Duty Cycle Correction (dB)	Corrected PPSD (dBm /500kHz)	PPSD (dBm /500kHz)	Duty Cycle Correction (dB)	Corrected PPSD (dBm /500kHz)
Single	-8.7	0.5	-8.2	-11.5	0.5	-11.0

Channel	Corrected PPSD Port 1 (dBm/500 kHz)	Corrected PPSD Port 2 (dBm/500 kHz)	Corrected PPSD Port 3 (dBm/500 kHz)	Corrected PPSD Port 4 (dBm/500 kHz)	Combined PPSD (dBm/500 kHz)	Limit (dBm/500kHz)	Margin (dB)	Result
Single	-8.5	-8.4	-8.2	-11.0	-2.9	21.9	24.8	Complied

Result: Pass