Test Setup Photographs for Radio Module MPCIE-R1-ABGNAC-U4

1.Radiated Emissions

1.1.Configuration 1: Cabinet Radiated Emissions: 9 kHz to 30 MHz @ 3 m



Photo 1 : Terminated Ports 1+2+3+4 with 50 Ω



Photo 2: Terminated Ports 1+2+3+4 with 50 Ω

Transmitter Cabinet Radiated Emissions (continued)

1.2.Configuration 1: Cabinet Radiated Emissions: 30 MHz to 1GHz @ 3 m



Photo 3: Terminated Ports 1+2+3+4 with 50 Ω



Photo 4: Terminated Ports 1+2+3+4 with 50 Ω

Transmitter Cabinet Radiated Emissions (continued)

1.3.Configuration 1: Cabinet Radiated Emissions: 1 GHz to 18 GHz @ 3 m



Photo 5: Terminated Ports 1+2+3+4 with 50 Ω



Photo 6: Terminated Ports 1+2+3+4 with 50 Ω

Transmitter Cabinet Radiated Emissions (continued)



Photo 7: Terminated Ports 1+2+3+4 with 50 Ω

Transmitter Cabinet Radiated Emissions (continued)

1.4.Configuration 1: Cabinet Radiated Emissions: 18 GHz to 25 GHz @ 1 m

Photo 8: Terminated Ports 1+2+3+4 with 50 Ω



Photo 9: Terminated Ports 1+2+3+4 with 50 Ω

ransmitter Cabinet Radiated Emissions (continued)



Photo 10: Terminated Ports 1+2+3+4 with 50 Ω- Radio Module Details

2.Transmitter Band Edge Radiated Emissions @ 3 m

2.1.Configuration 2: EUT with 6 dBi Antenna Group [Antenna Model: ANT795-6MN]

2.1.1.EUT- SISO PORT 1 (Ports 2,3 & 4 Terminated with 50 Ω) with 6 dBi Antenna Group



Photo 11: EUT- SISO PORT 1 (Ports 2,3 & 4 Terminated with 50 Ω)



Photo 12: EUT- SISO PORT 1 (Ports 2,3 & 4 Terminated with 50 Ω)

Transmitter Band Edge Radiated Emissions (continued)



Photo 13: EUT- SISO PORT 1 (Ports 2,3 & 4 Terminated with 50 Ω)



Photo 14: EUT- SISO PORT 1 (Ports 2,3 & 4 Terminated with 50 Ω)

Transmitter Band Edge Radiated Emissions (continued)

2.1.2.EUT- MIMO PORT 1+2 (Ports 3 & 4 Terminated with 50 Ω) with 8 dBi Antenna Group



Photo 15: EUT- MIMO PORT 1+2 (Ports 3 & 4 Terminated with 50 Ω)



Photo 16: EUT- MIMO PORT 1+2 (Ports 3 & 4 Terminated with 50 Ω)

Transmitter Band Edge Radiated Emissions (continued)



Photo 17: EUT- MIMO PORT 1+2 (Ports 3 & 4 Terminated with 50 Ω)



Photo 18: EUT- MIMO PORT 1+2 (Ports 3 & 4 Terminated with 50 Ω)