Band Edge
LTE Band 13
CHANNEL BANDWIDTH: 5MHz / QPSK / RB =25, RB Offset = 0
LOWER BAND EDGE

HIGHER BAND EDGE

This document cannot be reproduced except in full, without prior written approval of the Company. 本報告未經本公司書面許可，不可部份複製。

CHANNEL BANDWIDTH: 5MHz / QPSK / RB =1, RB Offset = 0
LOWER BAND EDGE

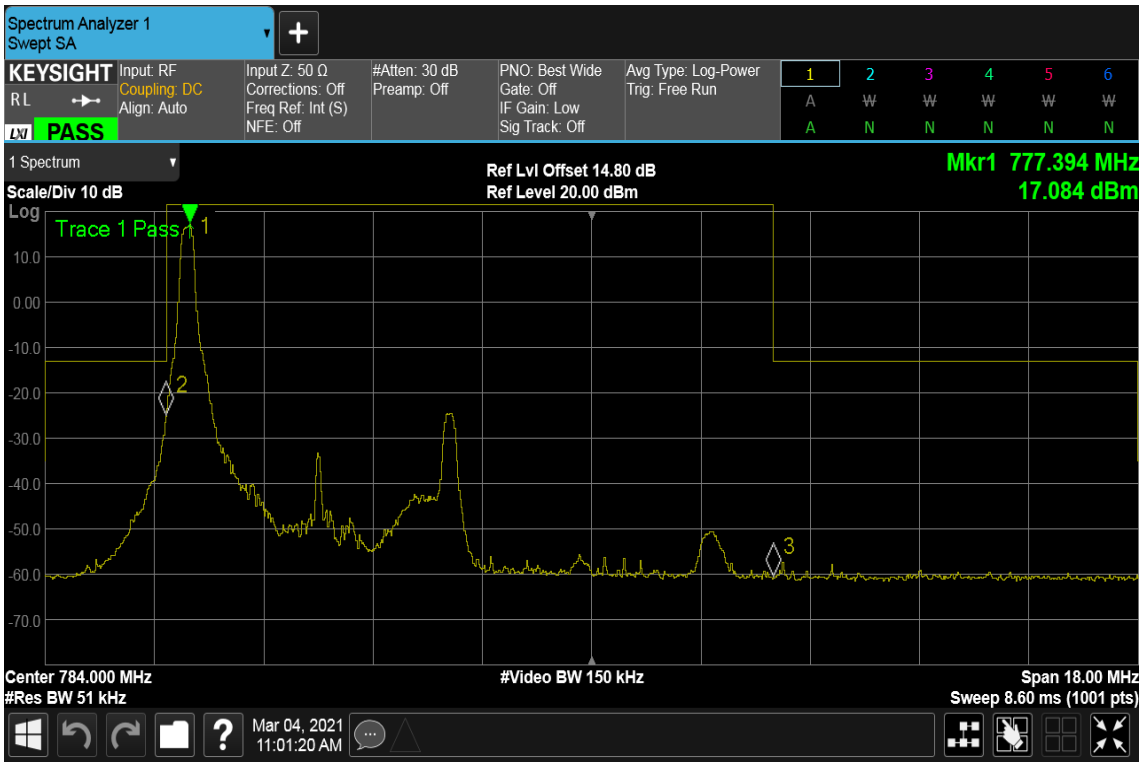

CHANNEL BANDWIDTH: 5MHz / QPSK / RB =1, RB Offset = 24
HIGHER BAND EDGE

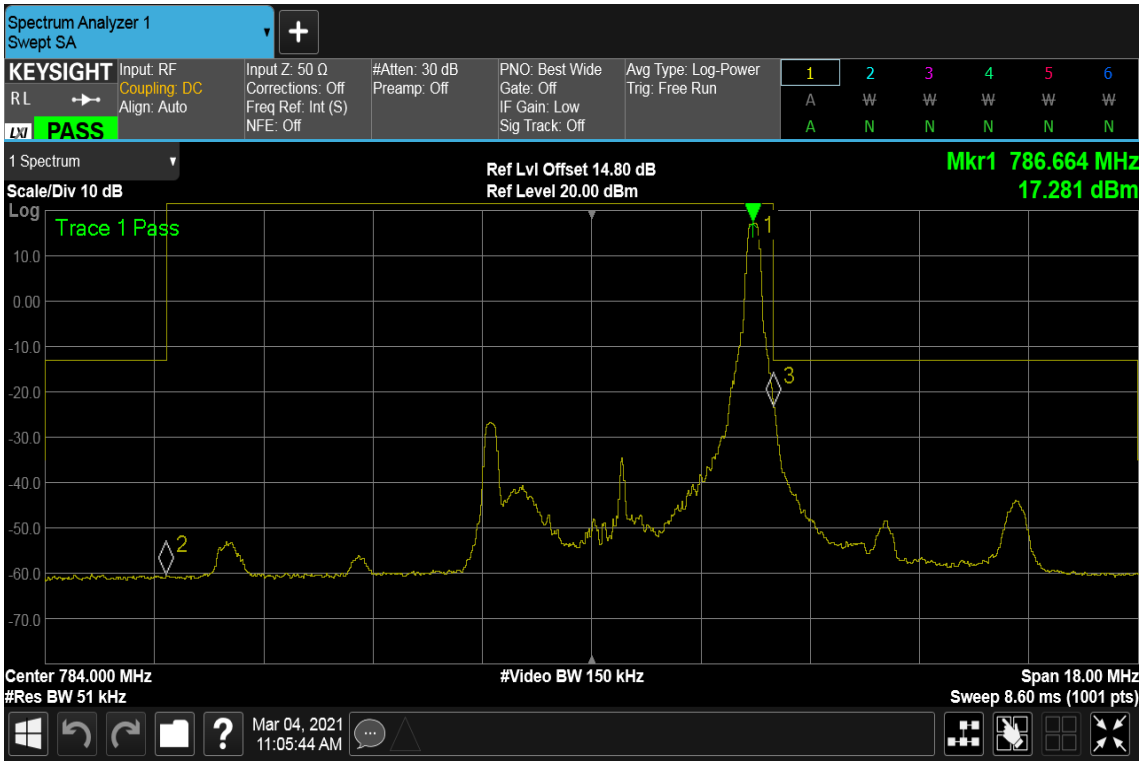

This document cannot be reproduced except in full, without prior written approval of the Company. 本報告未經本公司書面許可，不可部份複製。

CHANNEL BANDWIDTH: 10MHz / QPSK / RB =50, RB Offset = 0
MIDDLE BAND EDGE

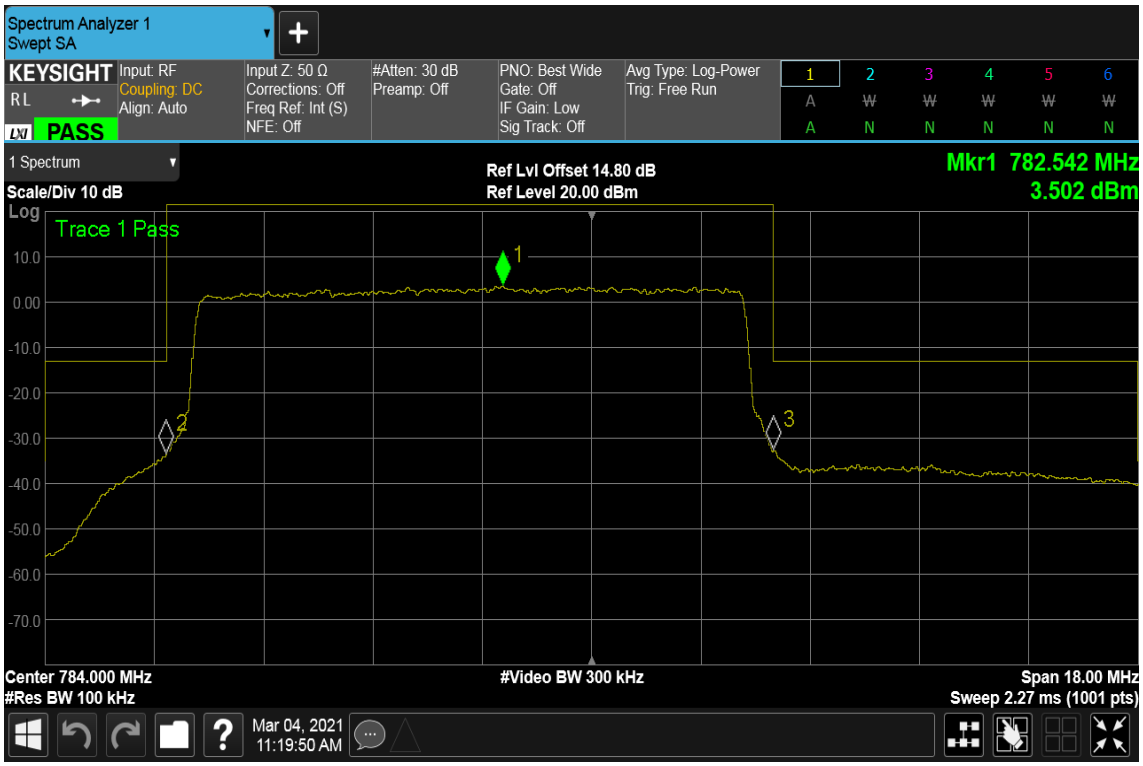

This document cannot be reproduced except in full, without prior written approval of the Company. 本報告未經本公司書面許可，不可部份複製。

CHANNEL BANDWIDTH: 10MHz / QPSK / RB =1, RB Offset = 0
MIDDLE BAND EDGE

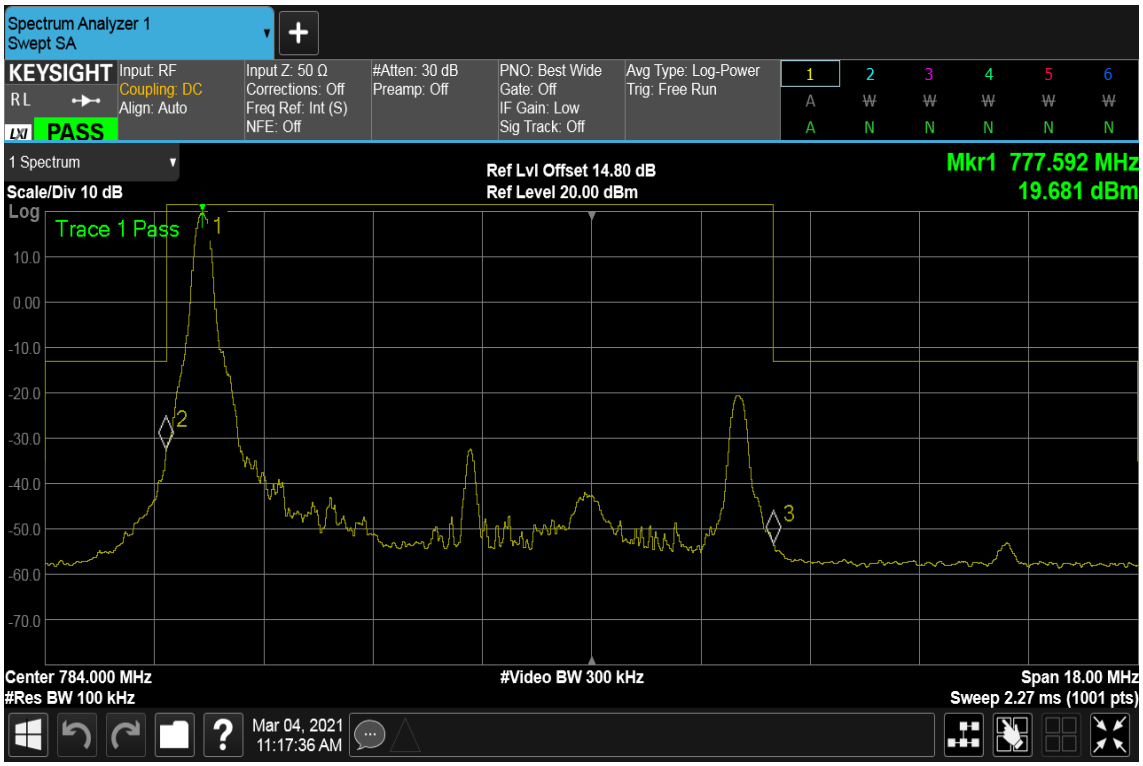

CHANNEL BANDWIDTH: 10MHz / QPSK / RB =1, RB Offset = 49
MIDDLE BAND EDGE

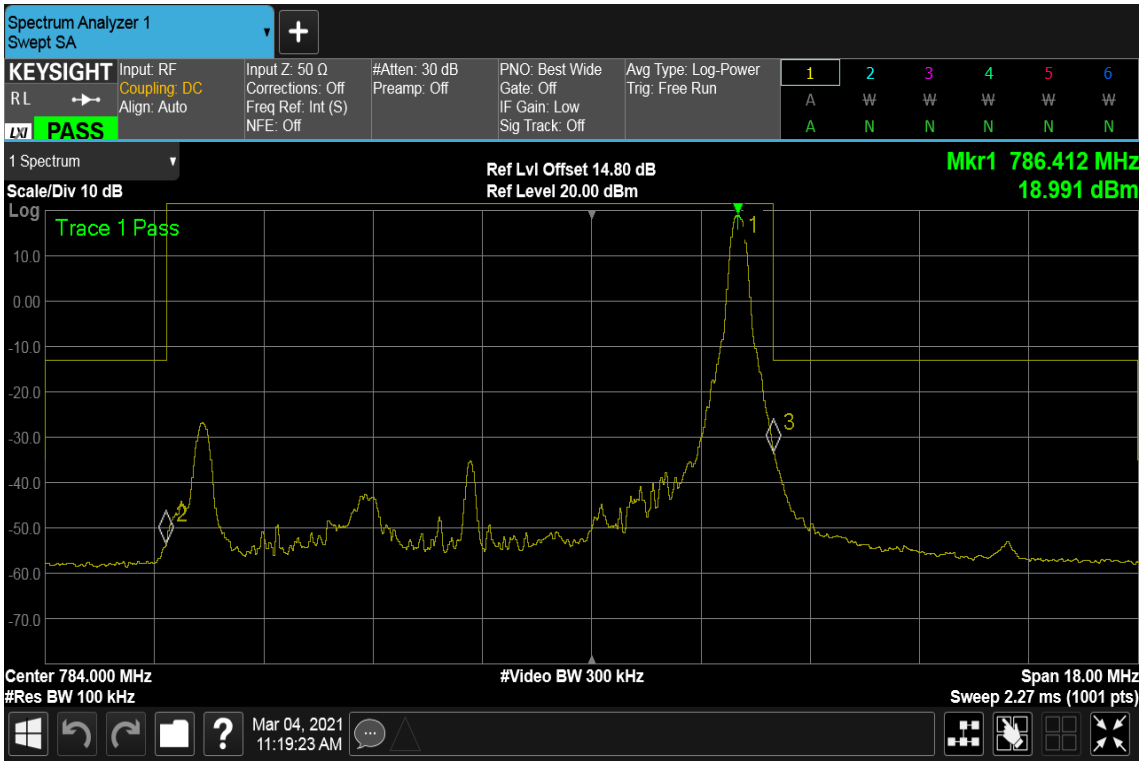

This document cannot be reproduced except in full, without prior written approval of the Company. 本報告未經本公司書面許可，不可部份複製。

Emission Mask
LTE Band 7
CHANNEL BANDWIDTH: 5MHz / QPSK / RB =25, RB Offset = 0
LOWER BAND EDGE

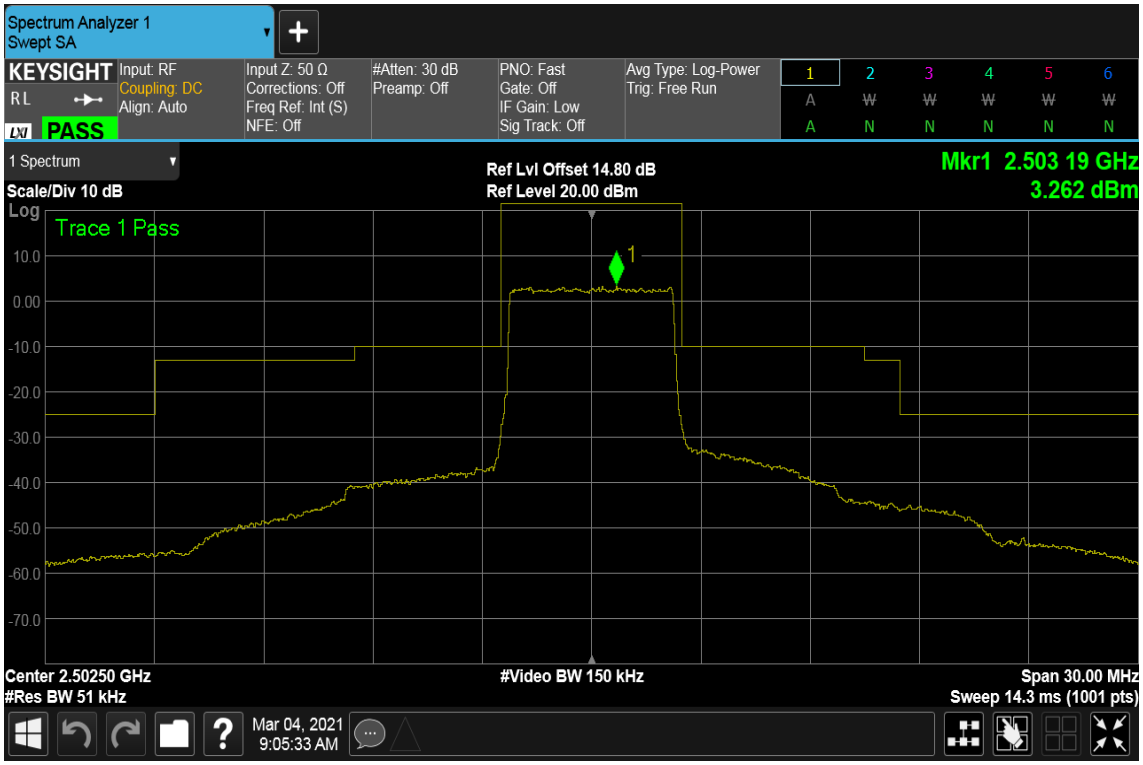

HIGHER BAND EDGE

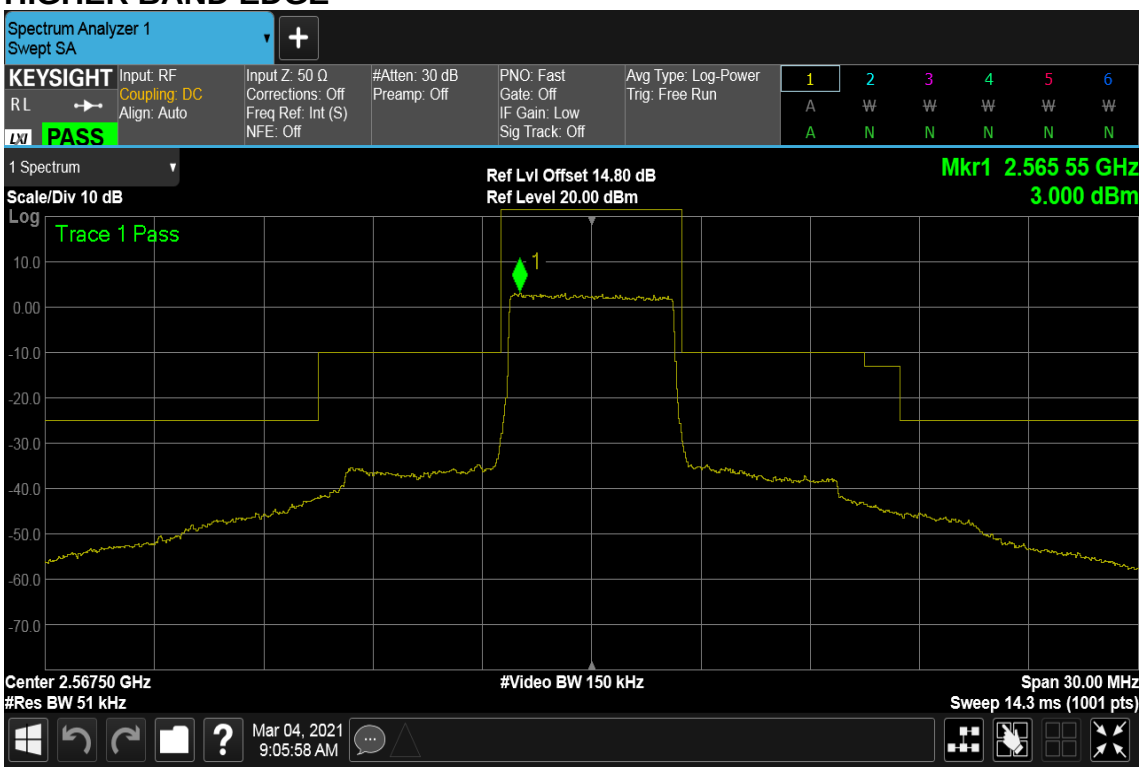

This document cannot be reproduced except in full, without prior written approval of the Company. 本報告未經本公司書面許可，不可部份複製。

CHANNEL BANDWIDTH: 5MHz / QPSK / RB =1, RB Offset = 0
LOWER BAND EDGE

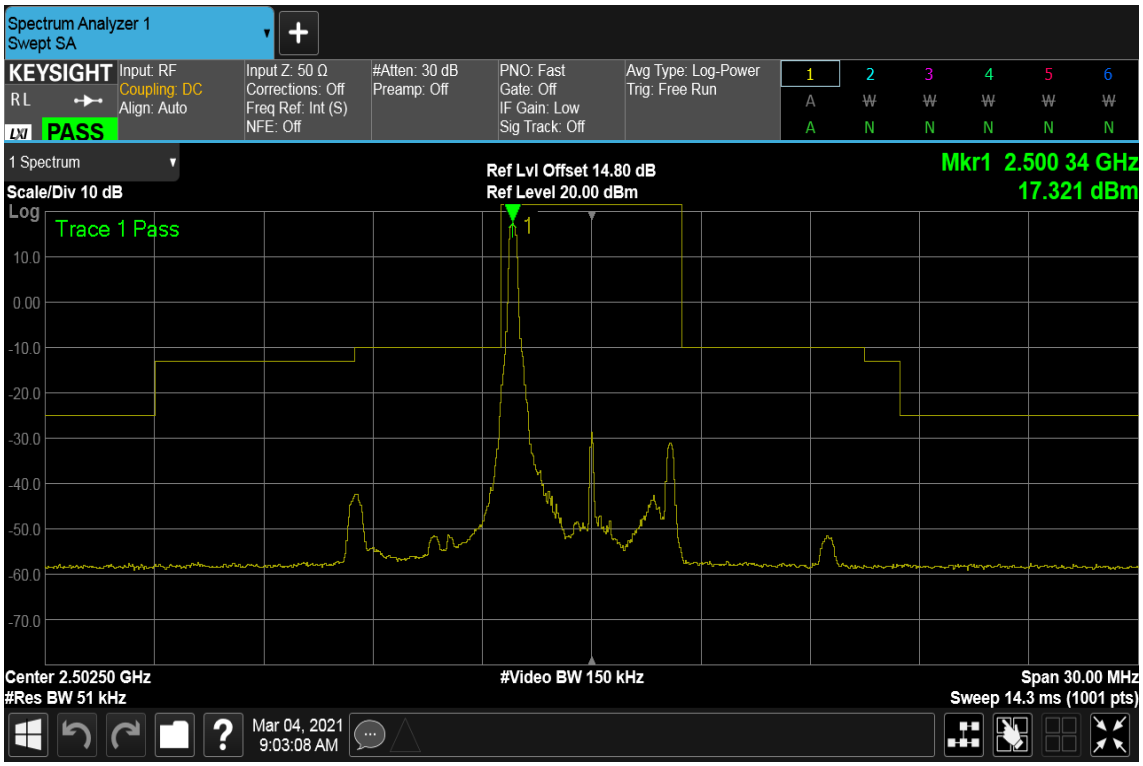

CHANNEL BANDWIDTH: 5MHz / QPSK / RB =1, RB Offset = 24
HIGHER BAND EDGE

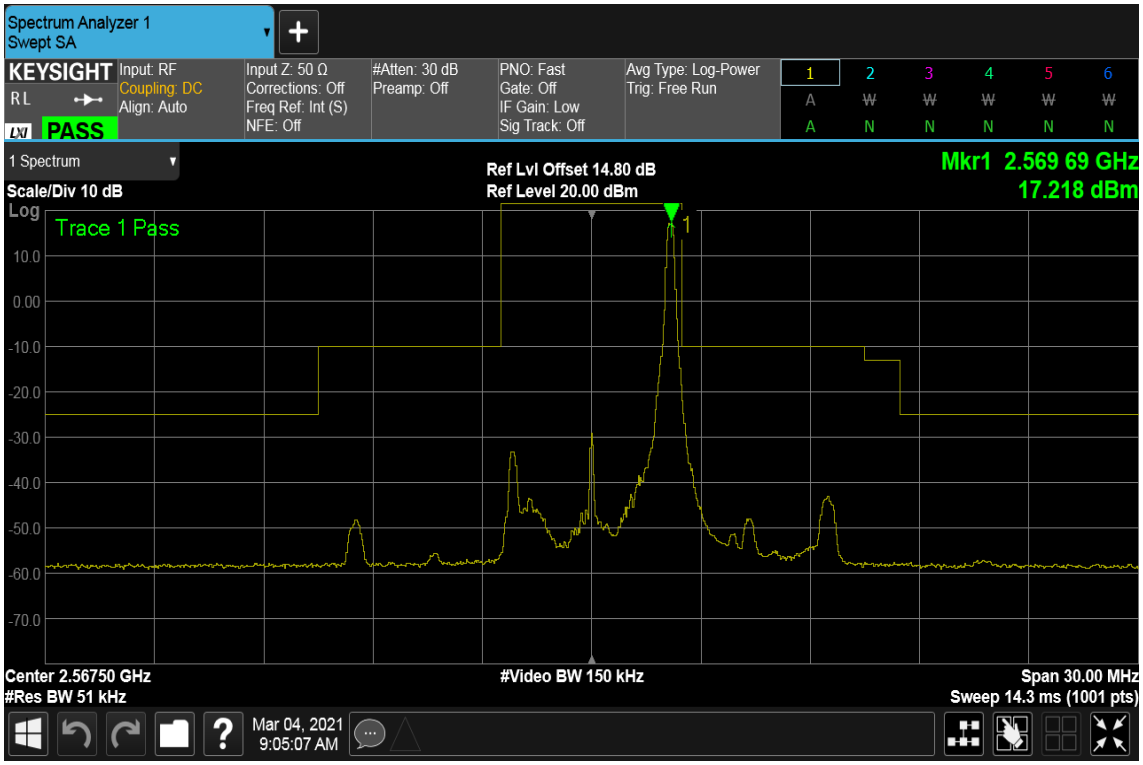

This document cannot be reproduced except in full, without prior written approval of the Company. 本報告未經本公司書面許可，不可部份複製。

CHANNEL BANDWIDTH: 10MHz / QPSK / RB =50, RB Offset = 0

LOWER BAND EDGE

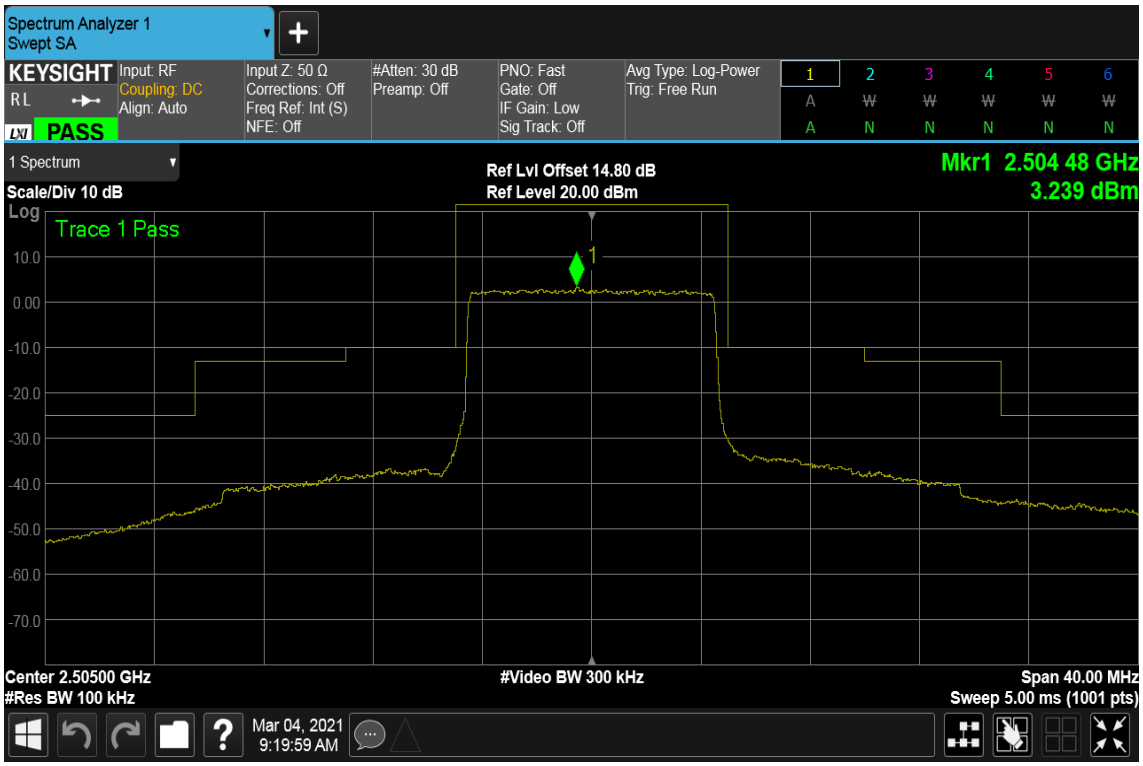

HIGHER BAND EDGE

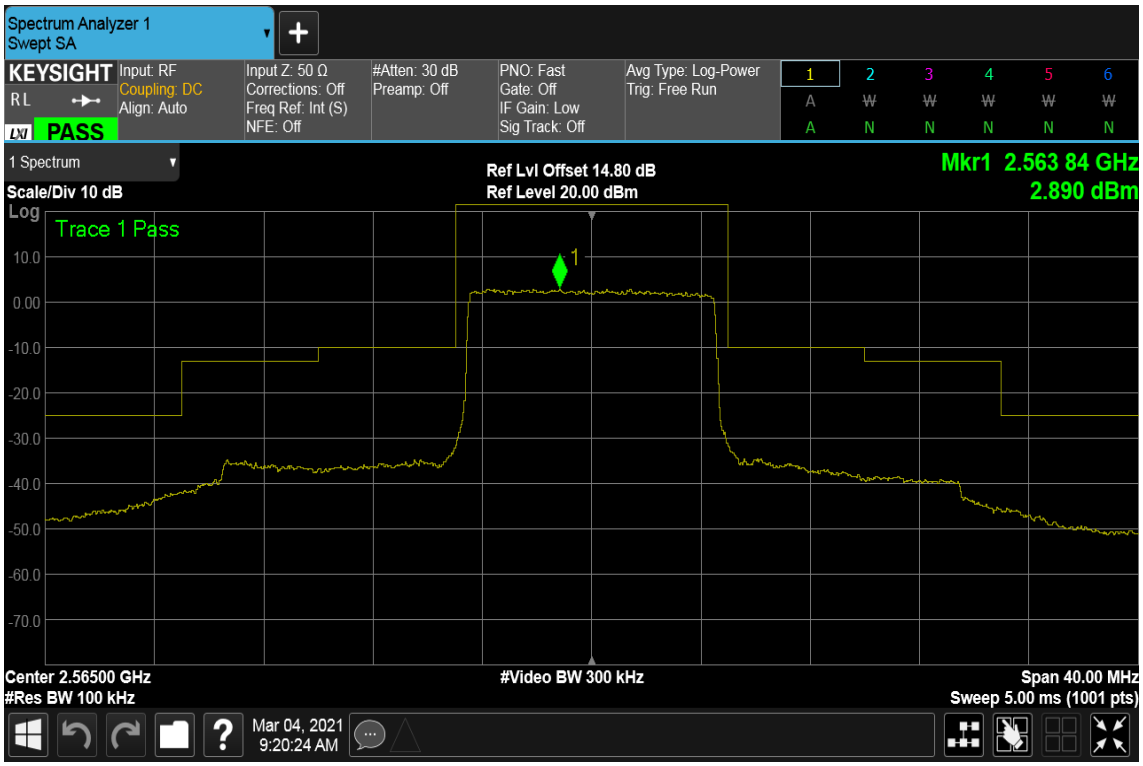

This document cannot be reproduced except in full, without prior written approval of the Company. 本報告未經本公司書面許可，不可部份複製。

CHANNEL BANDWIDTH: 10MHz / QPSK / RB =1, RB Offset = 0
LOWER BAND EDGE

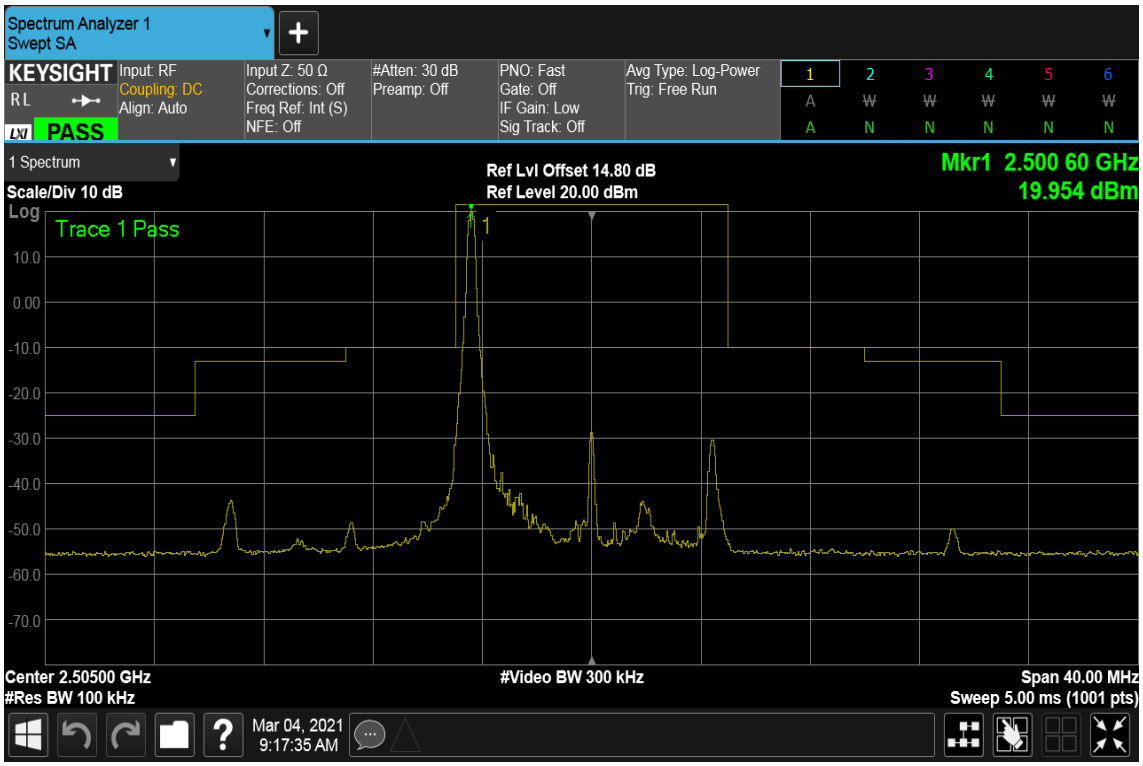

CHANNEL BANDWIDTH: 10MHz / QPSK / RB =1, RB Offset = 49
HIGHER BAND EDGE

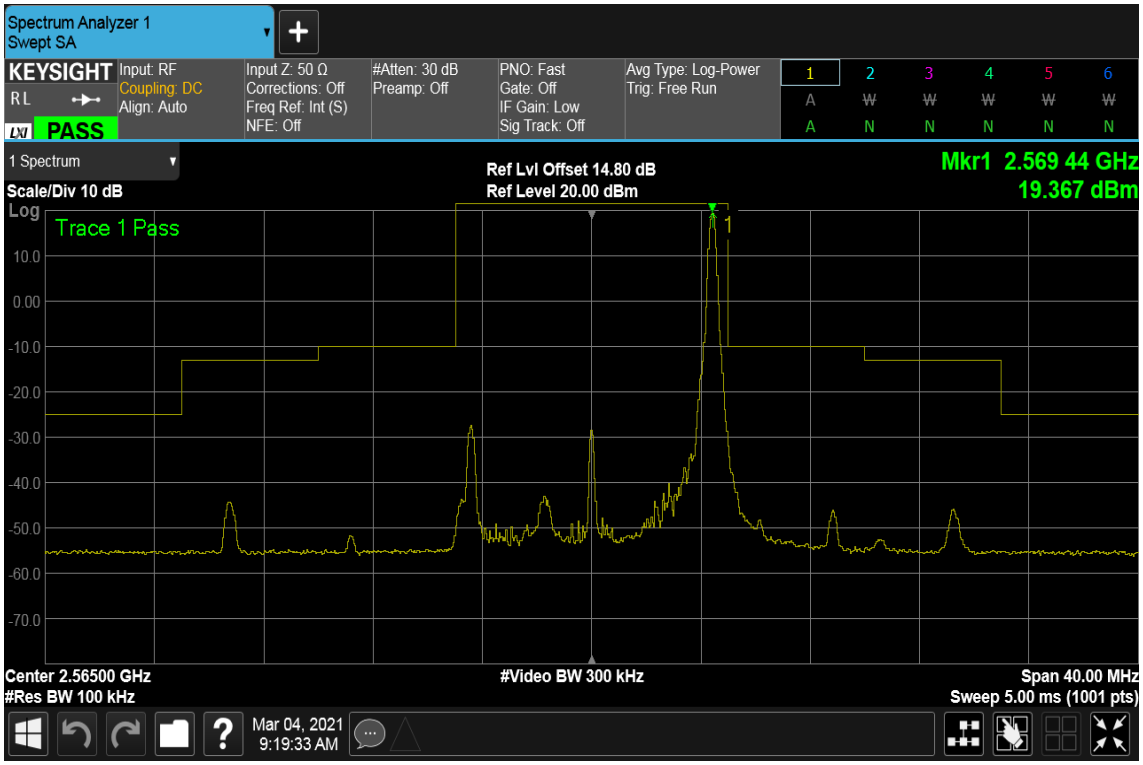

This document cannot be reproduced except in full, without prior written approval of the Company. 本報告未經本公司書面許可，不可部份複製。

CHANNEL BANDWIDTH: 15MHz / QPSK / RB =75, RB Offset = 0

LOWER BAND EDGE

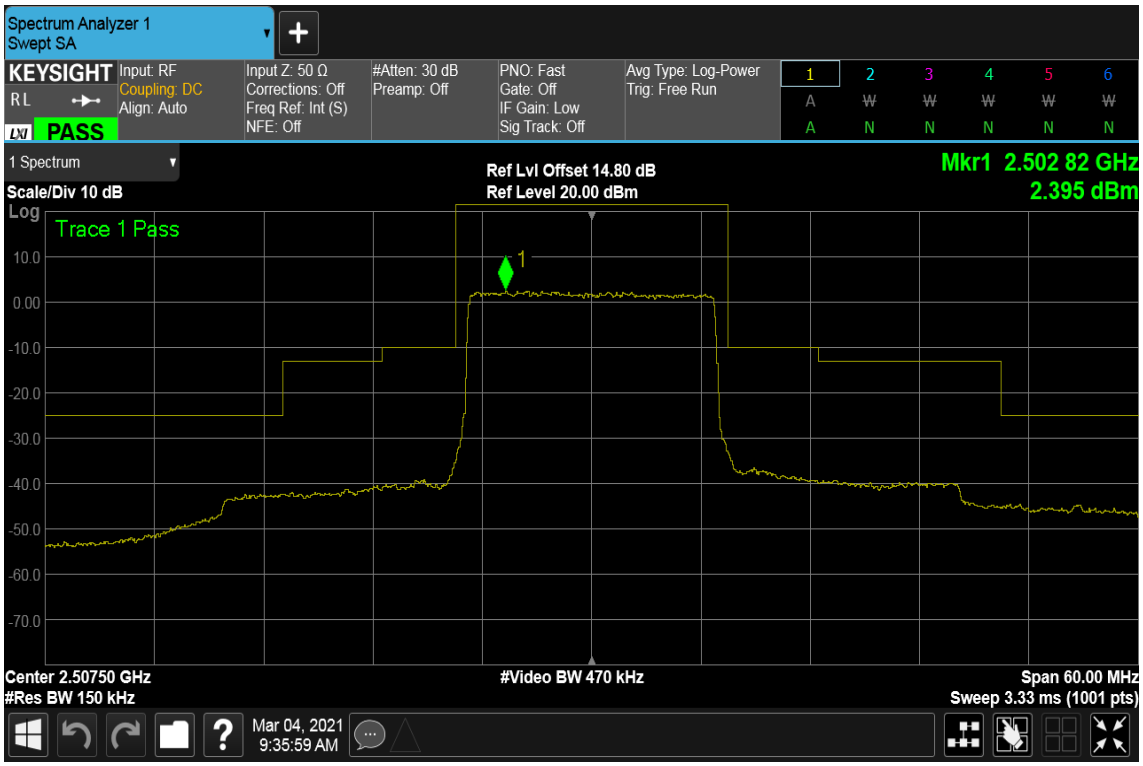

HIGHER BAND EDGE

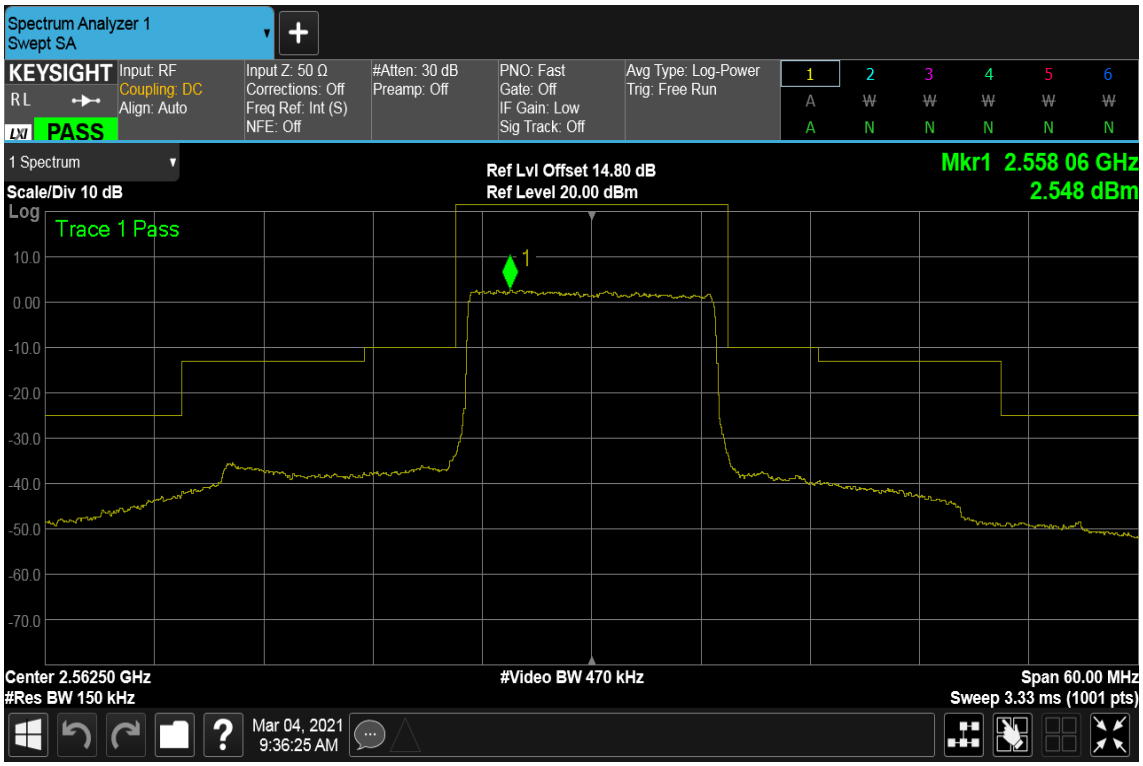

This document cannot be reproduced except in full, without prior written approval of the Company. 本報告未經本公司書面許可，不可部份複製。

CHANNEL BANDWIDTH: 15MHz / QPSK / RB =1, RB Offset = 0
LOWER BAND EDGE

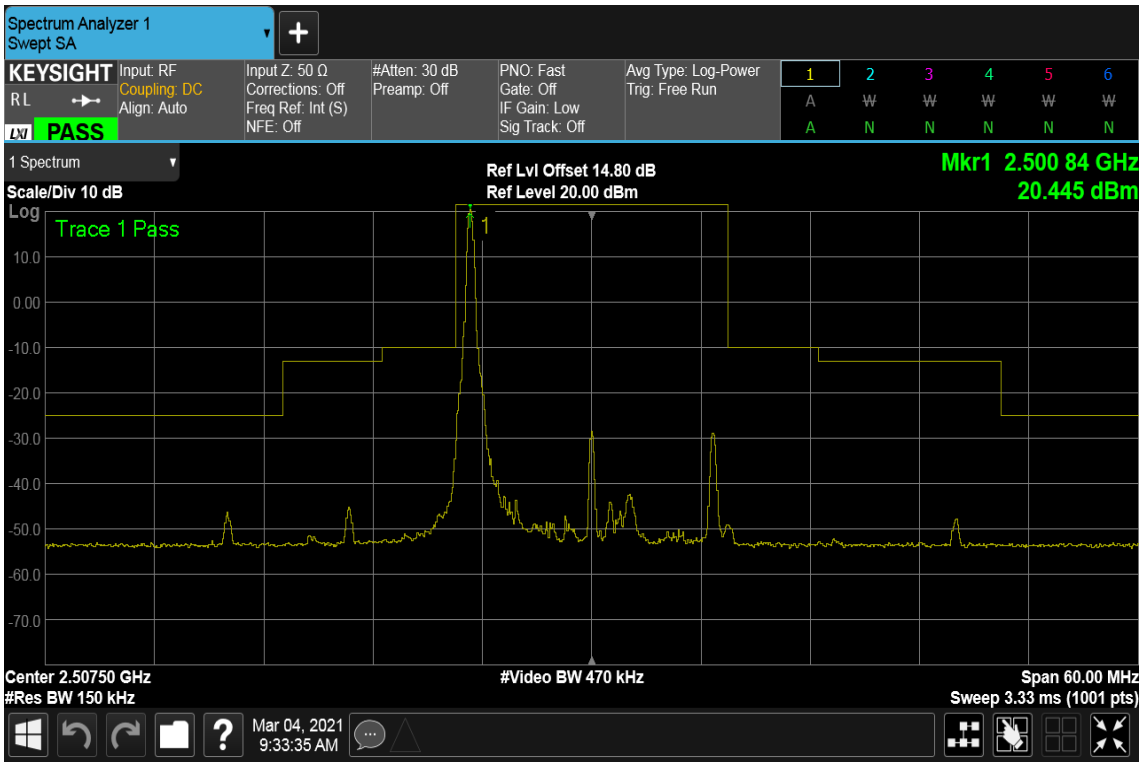

CHANNEL BANDWIDTH: 15MHz / QPSK / RB =1, RB Offset = 74
HIGHER BAND EDGE

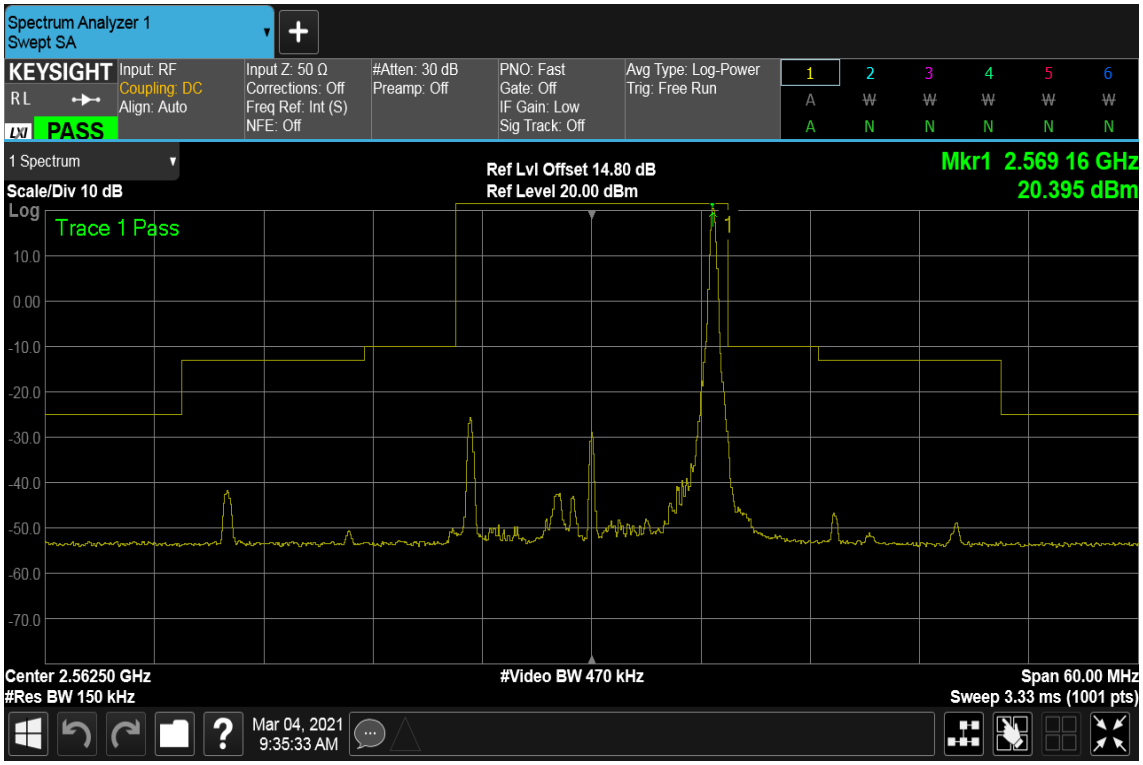

This document cannot be reproduced except in full, without prior written approval of the Company. 本報告未經本公司書面許可，不可部份複製。

CHANNEL BANDWIDTH: 20MHz / QPSK / RB =100, RB Offset = 0

LOWER BAND EDGE

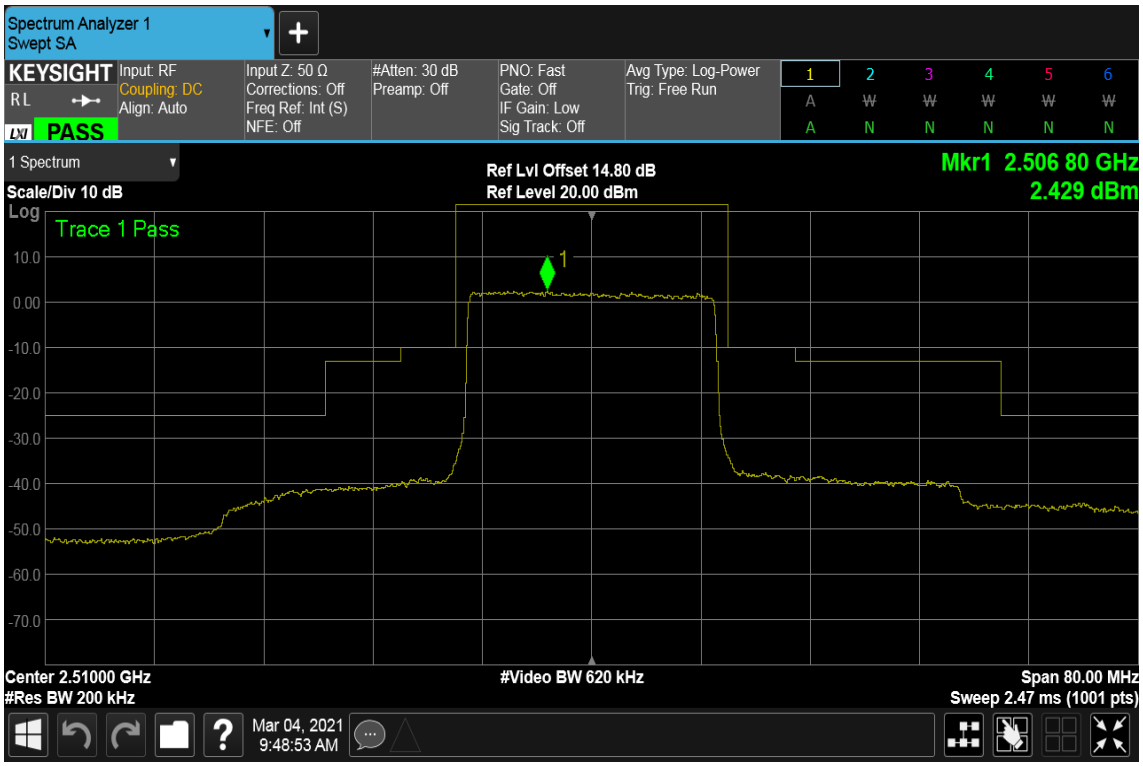

HIGHER BAND EDGE

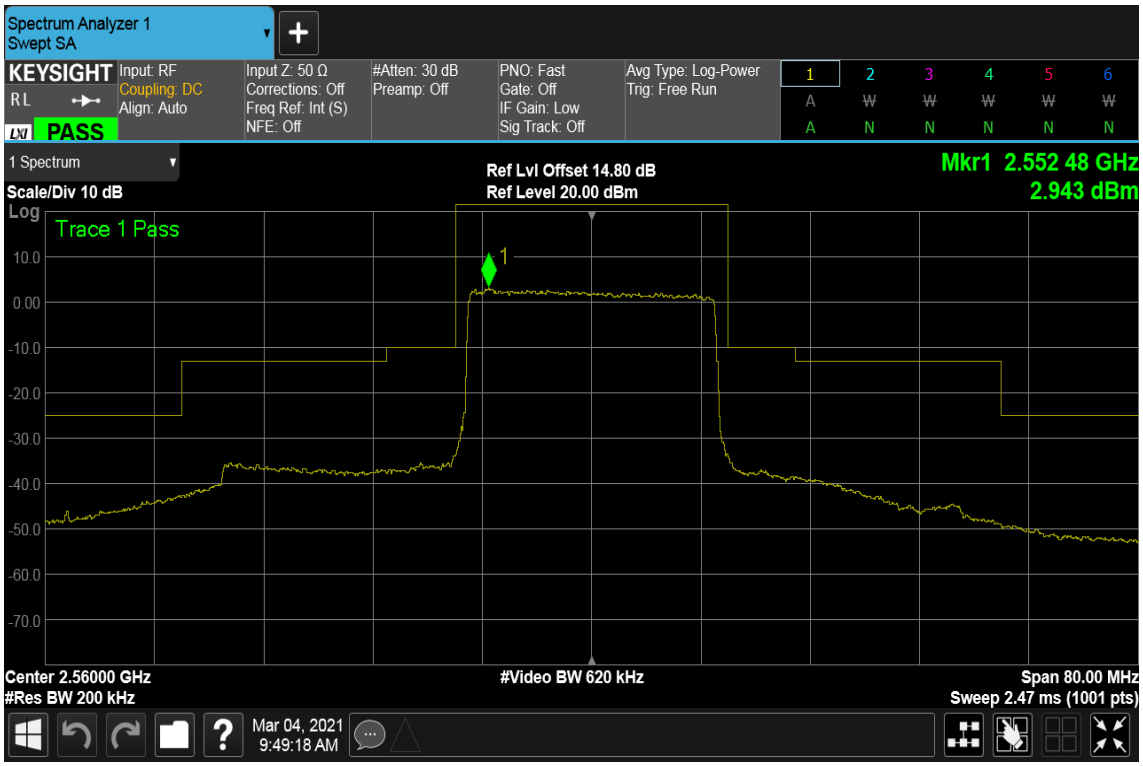

This document cannot be reproduced except in full, without prior written approval of the Company. 本報告未經本公司書面許可，不可部份複製。

CHANNEL BANDWIDTH: 20MHz / QPSK / RB =1, RB Offset = 0
LOWER BAND EDGE

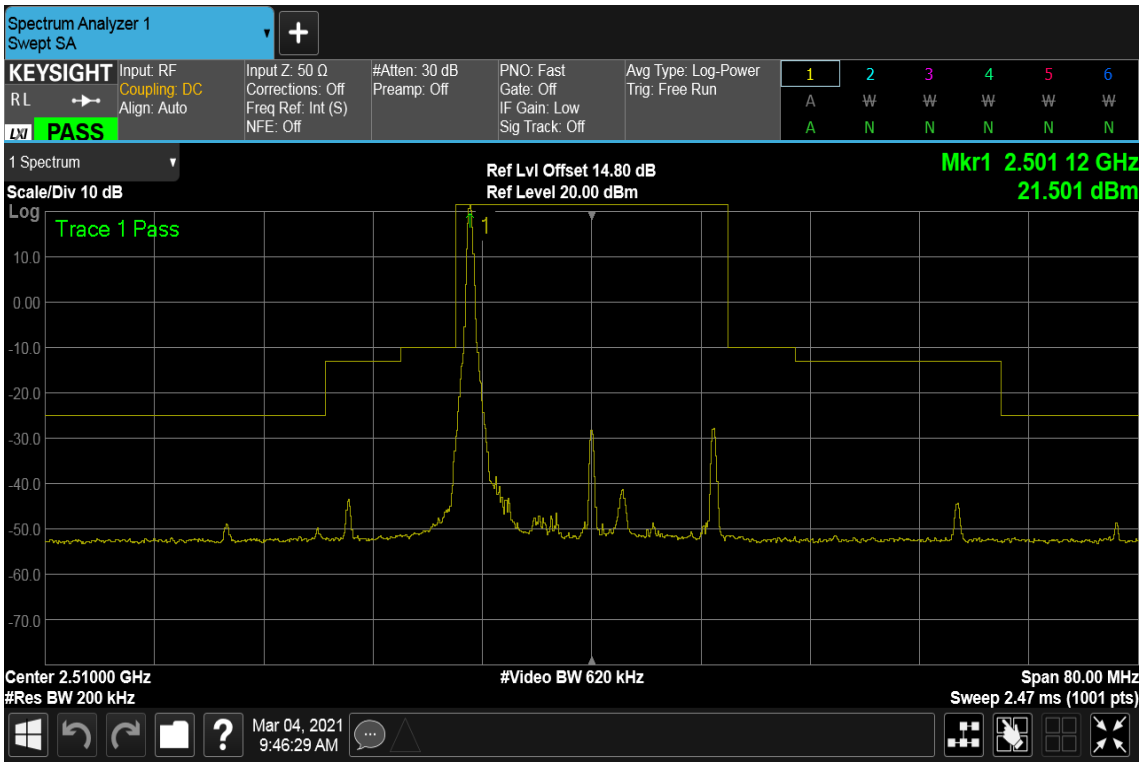

CHANNEL BANDWIDTH: 20MHz / QPSK / RB =1, RB Offset = 99
HIGHER BAND EDGE

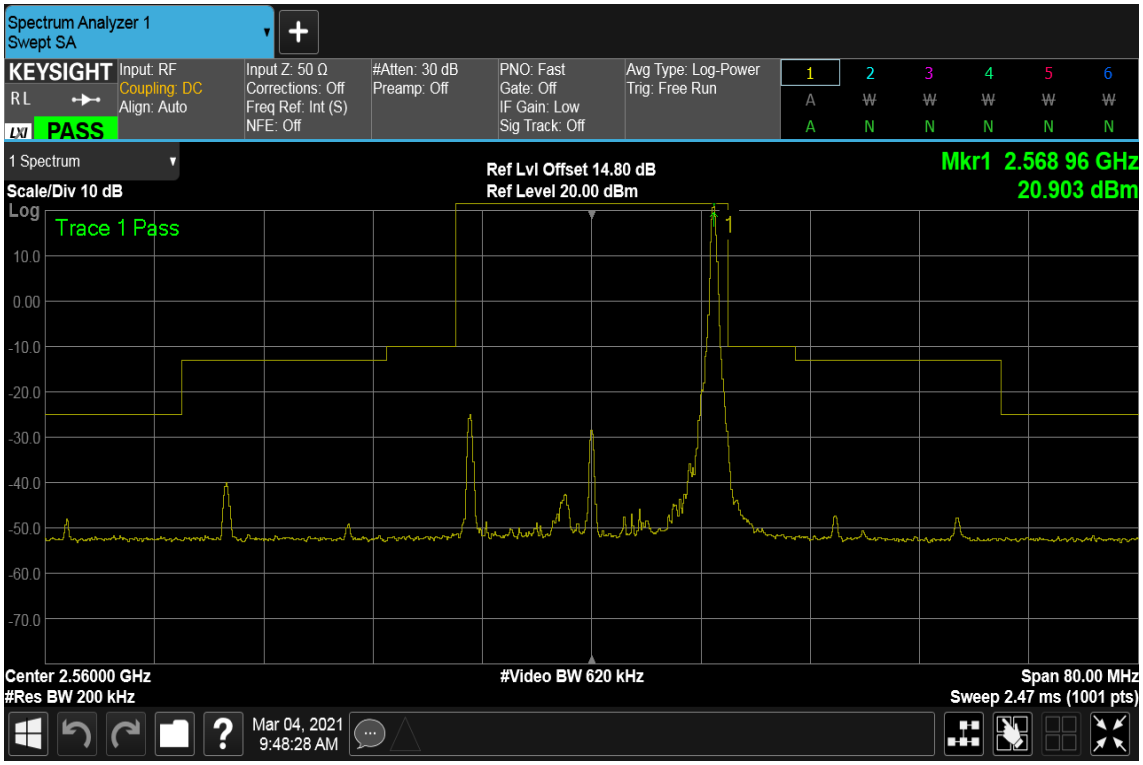

This document cannot be reproduced except in full, without prior written approval of the Company. 本報告未經本公司書面許可，不可部份複製。

Emission Mask
LTE Band 13
CHANNEL BANDWIDTH: 5MHz / QPSK / RB =25, RB Offset = 0
LOWER BAND EDGE

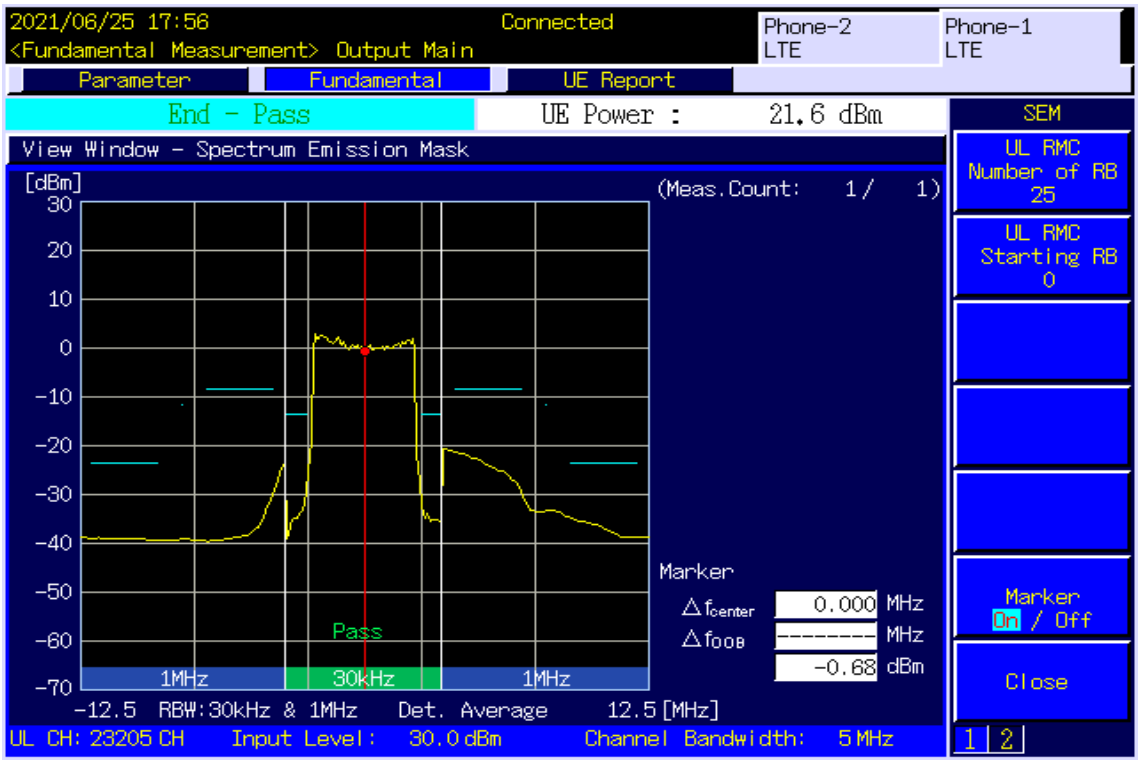

HIGHER BAND EDGE

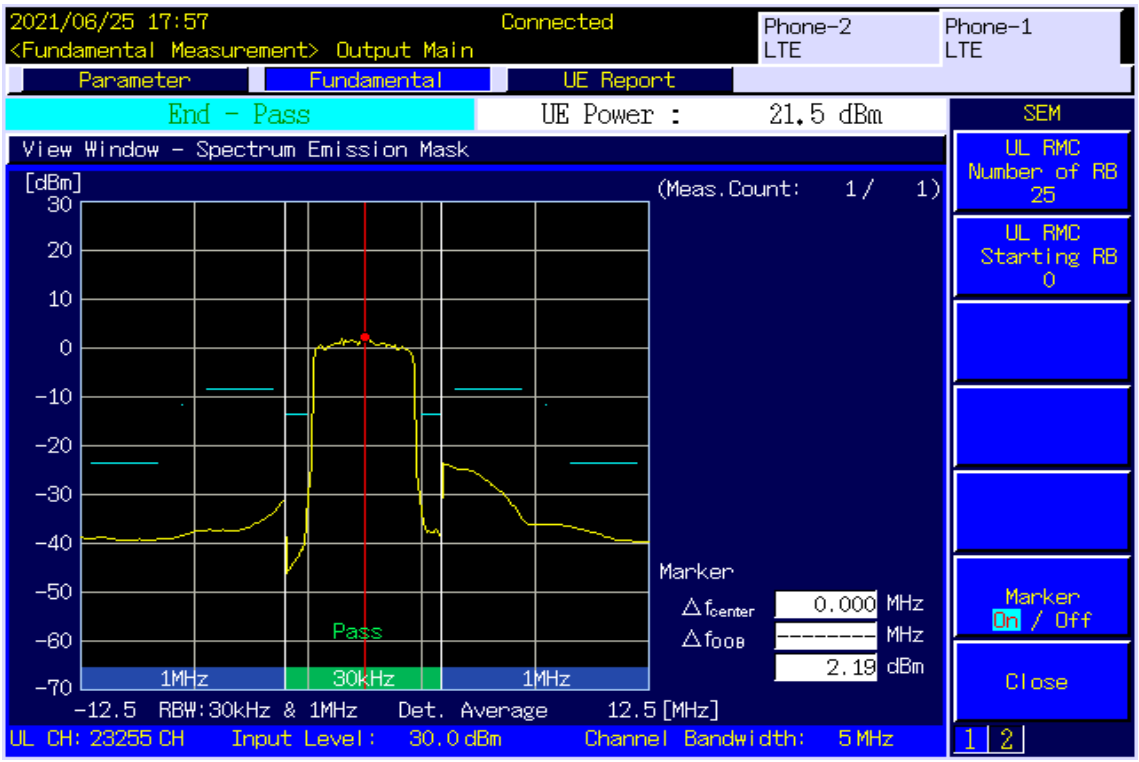

This document cannot be reproduced except in full, without prior written approval of the Company. 本報告未經本公司書面許可，不可部份複製。

CHANNEL BANDWIDTH: 5MHz / QPSK / RB =1, RB Offset = 0
LOWER BAND EDGE

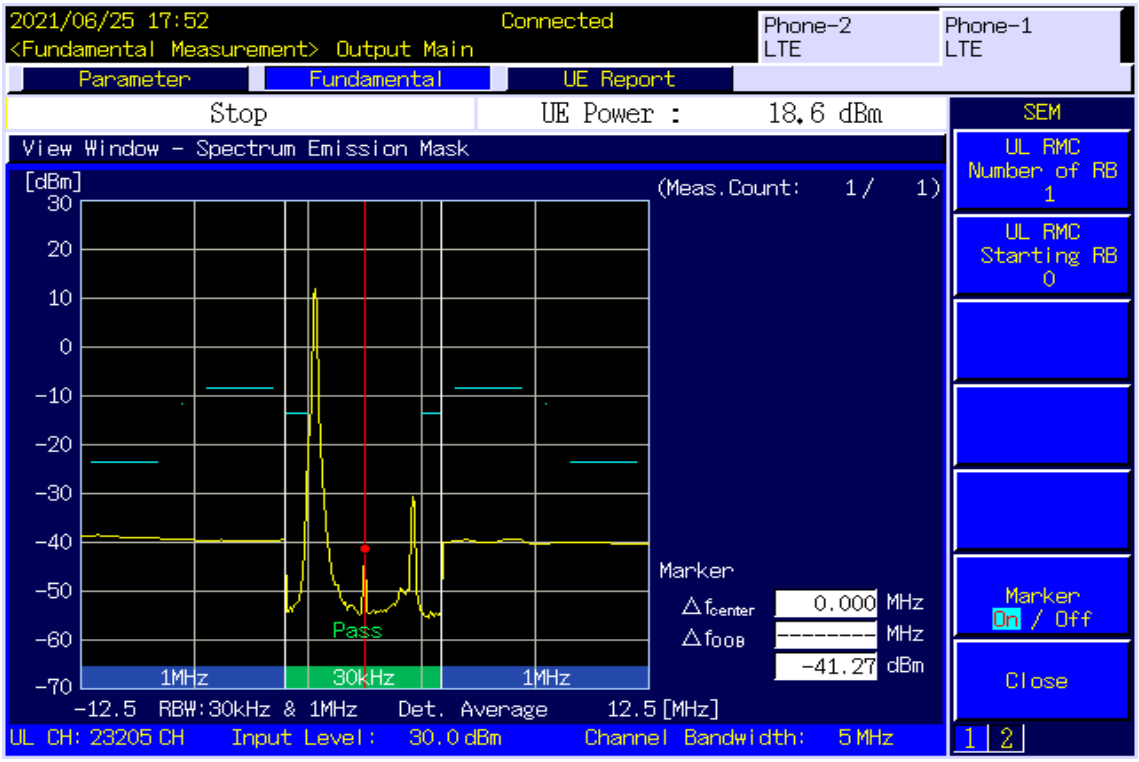

CHANNEL BANDWIDTH: 5MHz / QPSK / RB =1, RB Offset = 24
HIGHER BAND EDGE

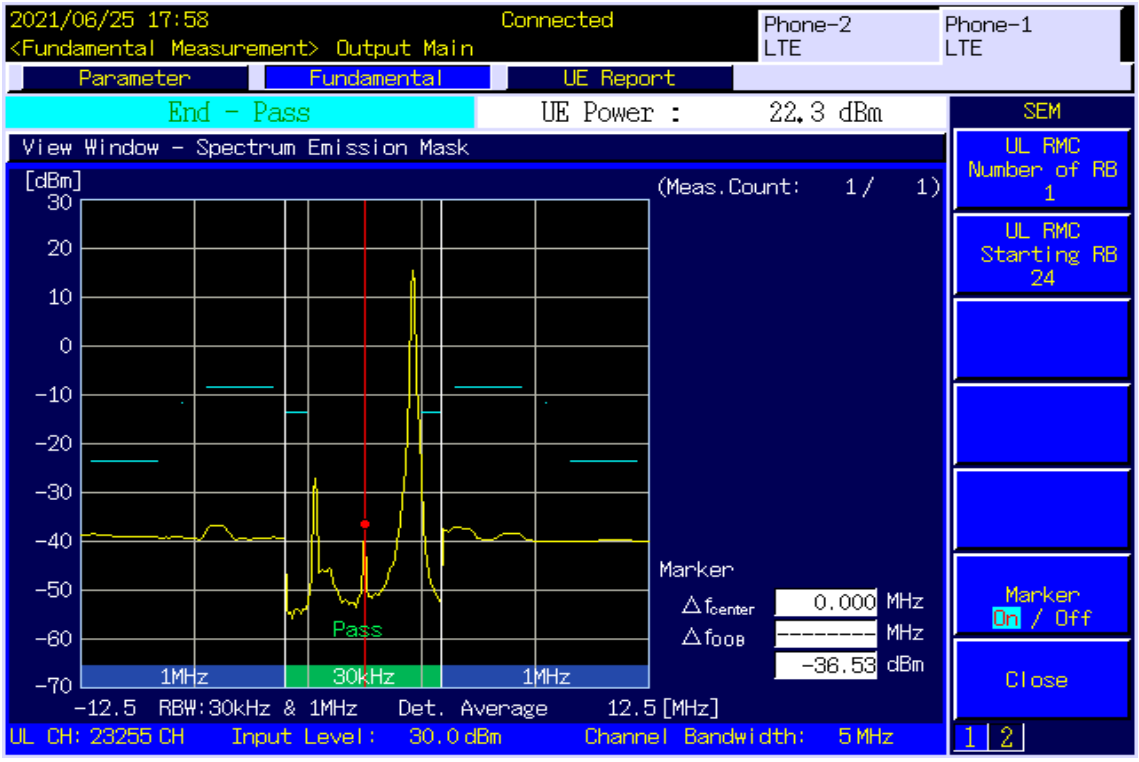

This document cannot be reproduced except in full, without prior written approval of the Company. 本報告未經本公司書面許可，不可部份複製。

CHANNEL BANDWIDTH: 10MHz / QPSK / RB =50, RB Offset = 0
MIDDLE BAND EDGE

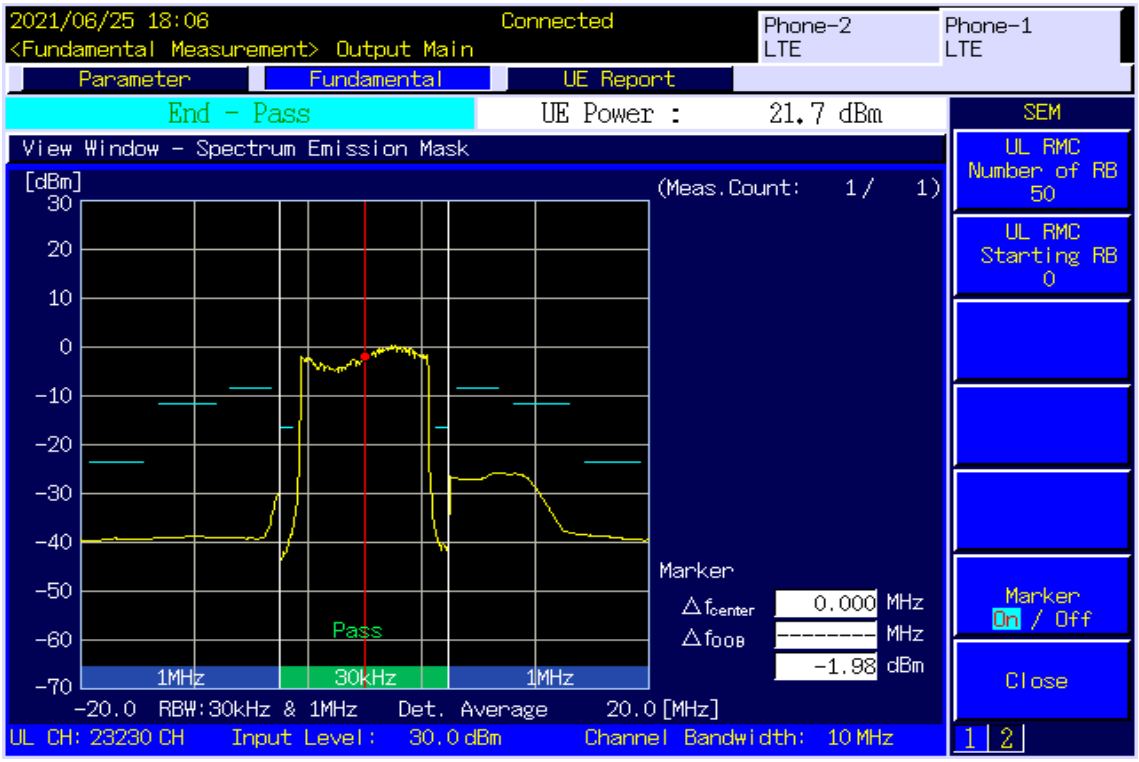

This document cannot be reproduced except in full, without prior written approval of the Company. 本報告未經本公司書面許可，不可部份複製。

CHANNEL BANDWIDTH: 10MHz / QPSK / RB =1, RB Offset = 0
MIDDLE BAND EDGE

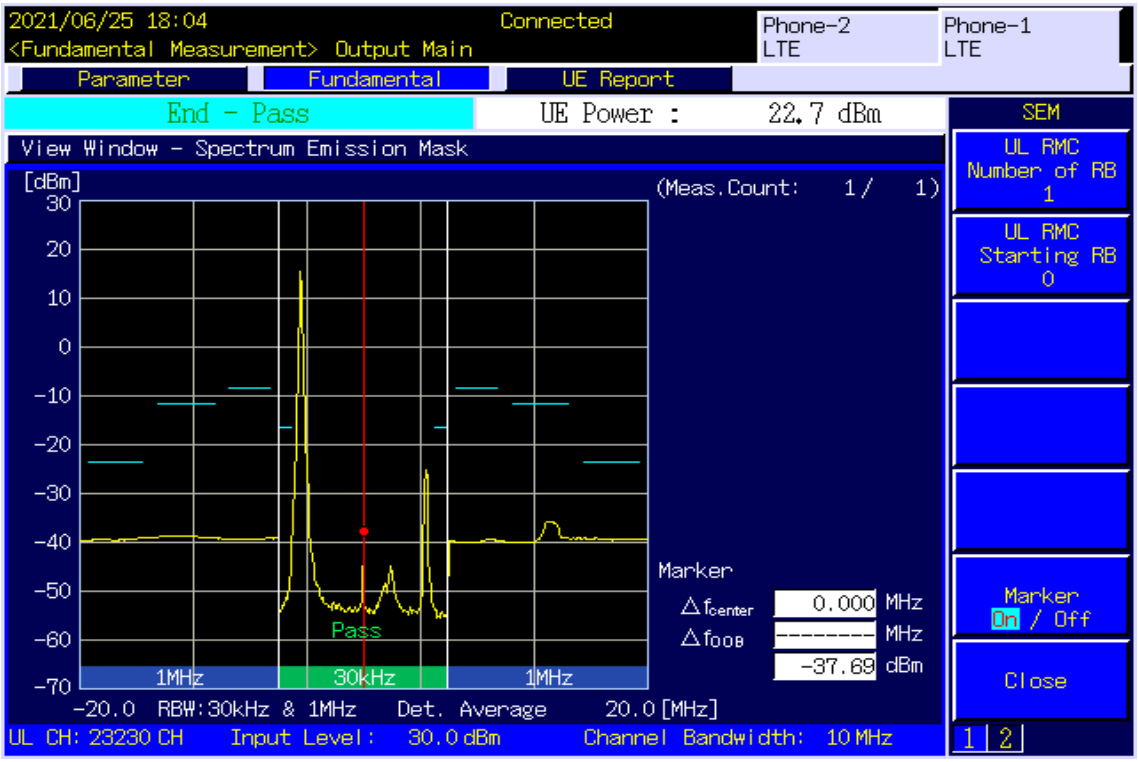

CHANNEL BANDWIDTH: 10MHz / QPSK / RB =1, RB Offset = 49
MIDDLE BAND EDGE

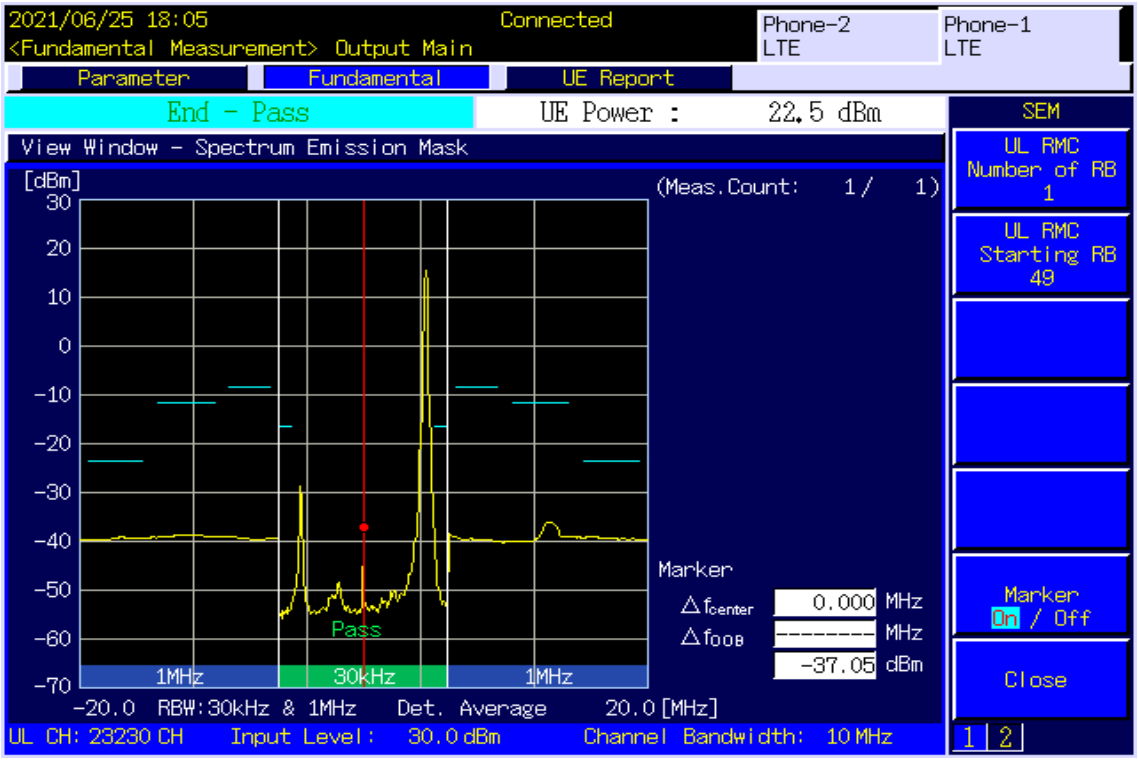

This document cannot be reproduced except in full, without prior written approval of the Company. 本報告未經本公司書面許可，不可部份複製。

Spurious Emission
LTE Band 4
CHANNEL BANDWIDTH: 1.4MHz /QPSK / RB =1, RB Offset = 0
CH Low

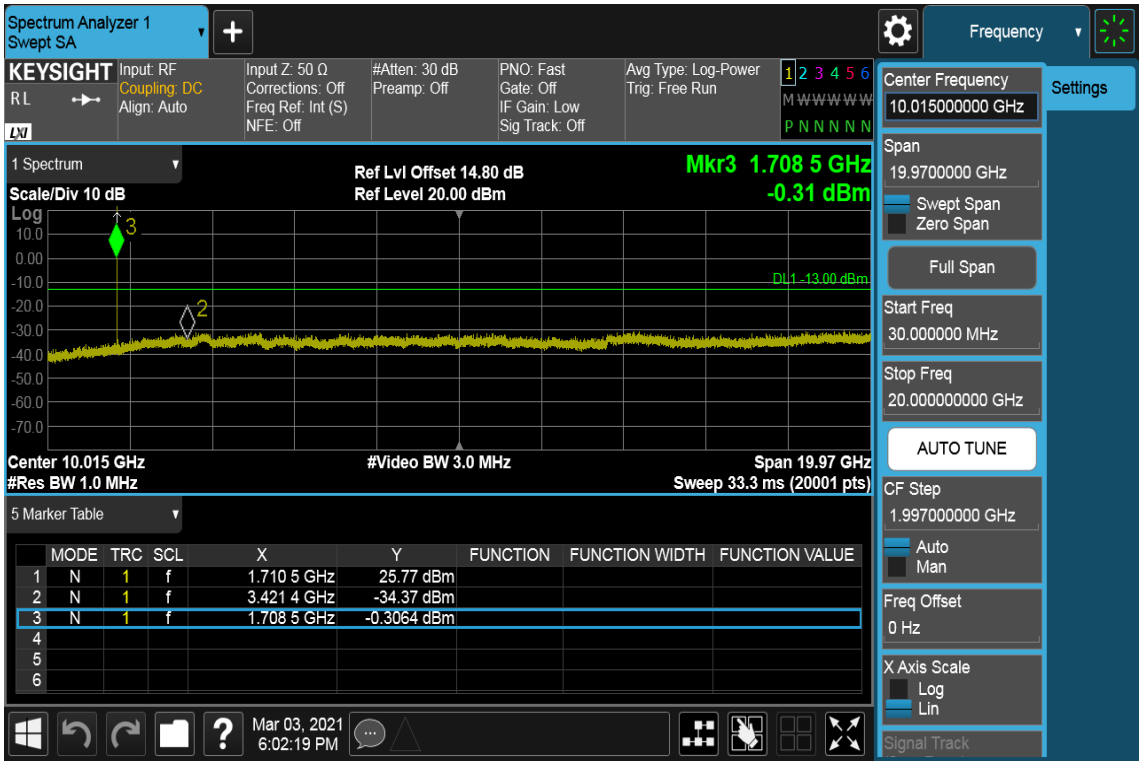

CH Mid

This document cannot be reproduced except in full, without prior written approval of the Company. 本報告未經本公司書面許可，不可部份複製。

CH High

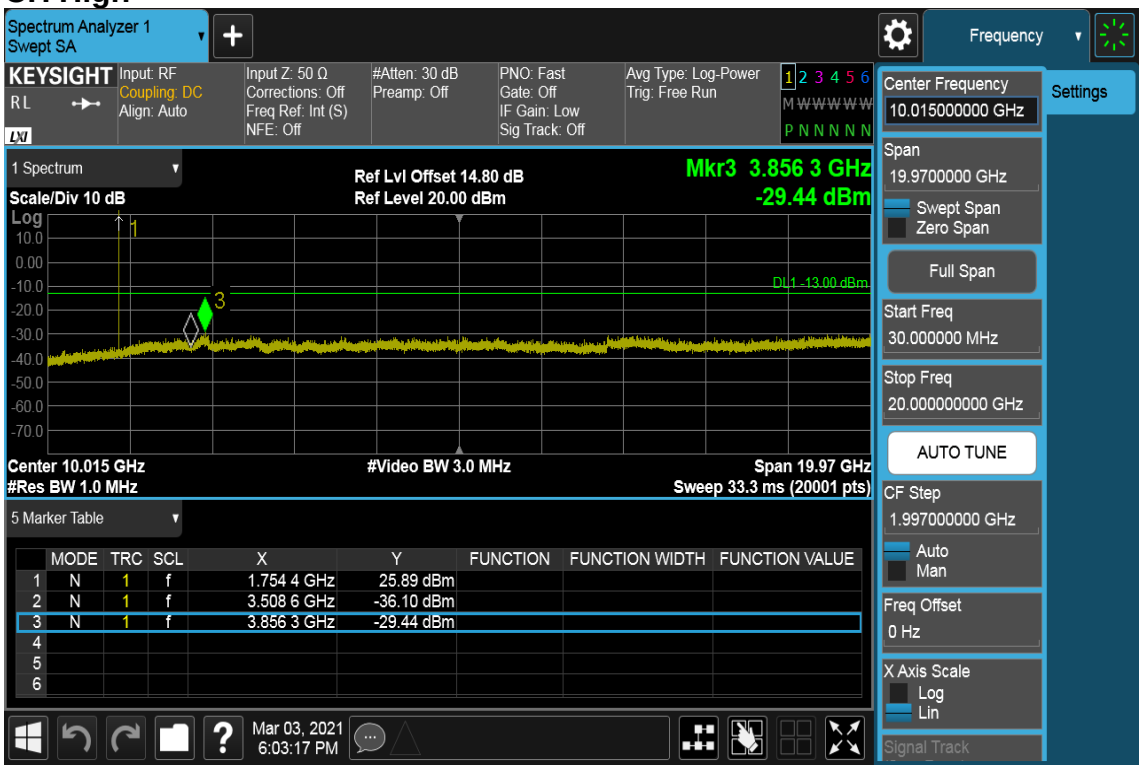

This document cannot be reproduced except in full, without prior written approval of the Company. 本報告未經本公司書面許可，不可部份複製。

CHANNEL BANDWIDTH: 3MHz /QPSK / RB =1, RB Offset = 0

CH Low

CH Mid

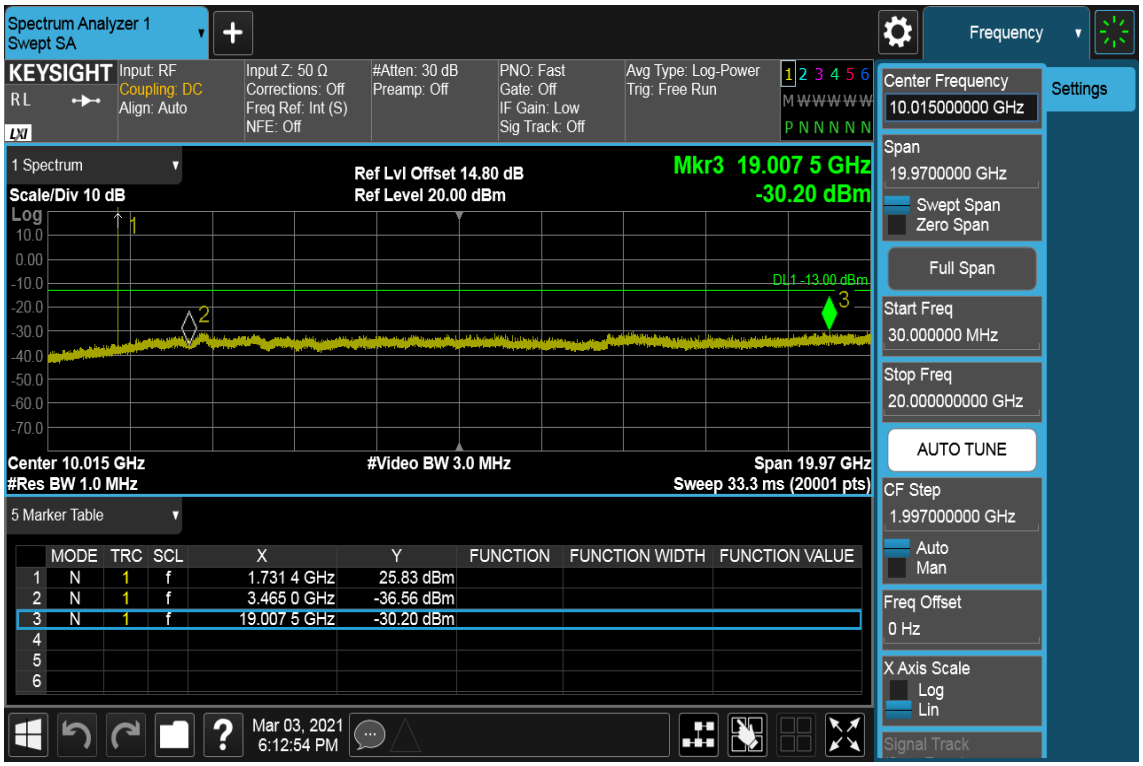

This document cannot be reproduced except in full, without prior written approval of the Company. 本報告未經本公司書面許可，不可部份複製。

CH High

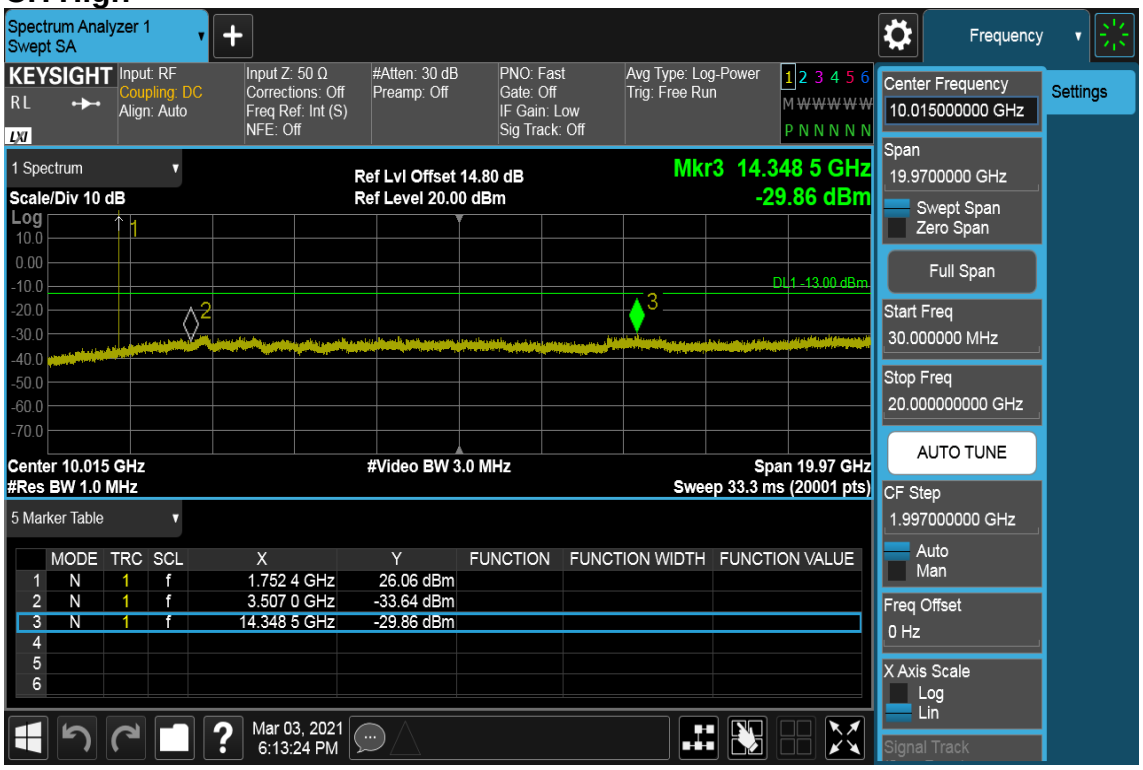

This document cannot be reproduced except in full, without prior written approval of the Company. 本報告未經本公司書面許可，不可部份複製。

CHANNEL BANDWIDTH: 5MHz /QPSK / RB =1, RB Offset = 0

CH Low

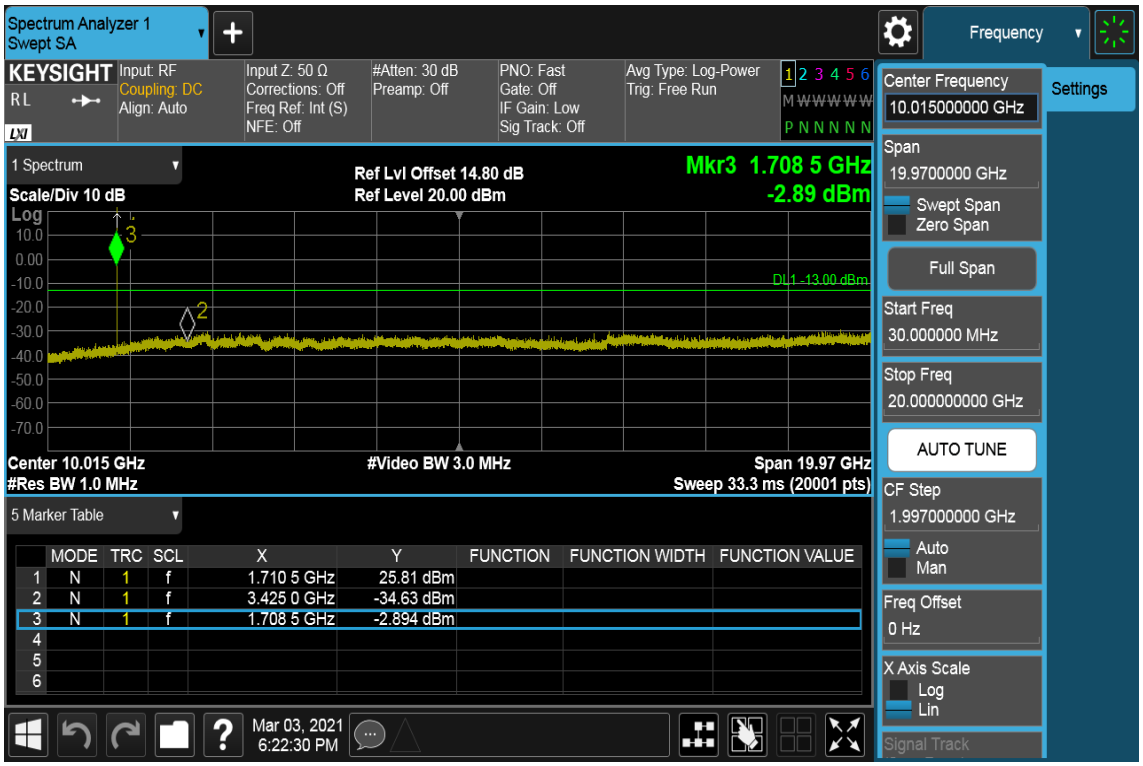

CH Mid

This document cannot be reproduced except in full, without prior written approval of the Company. 本報告未經本公司書面許可，不可部份複製。

CH High

This document cannot be reproduced except in full, without prior written approval of the Company. 本報告未經本公司書面許可，不可部份複製。

CHANNEL BANDWIDTH: 10MHz /QPSK / RB =1, RB Offset = 0

CH Low

CH Mid

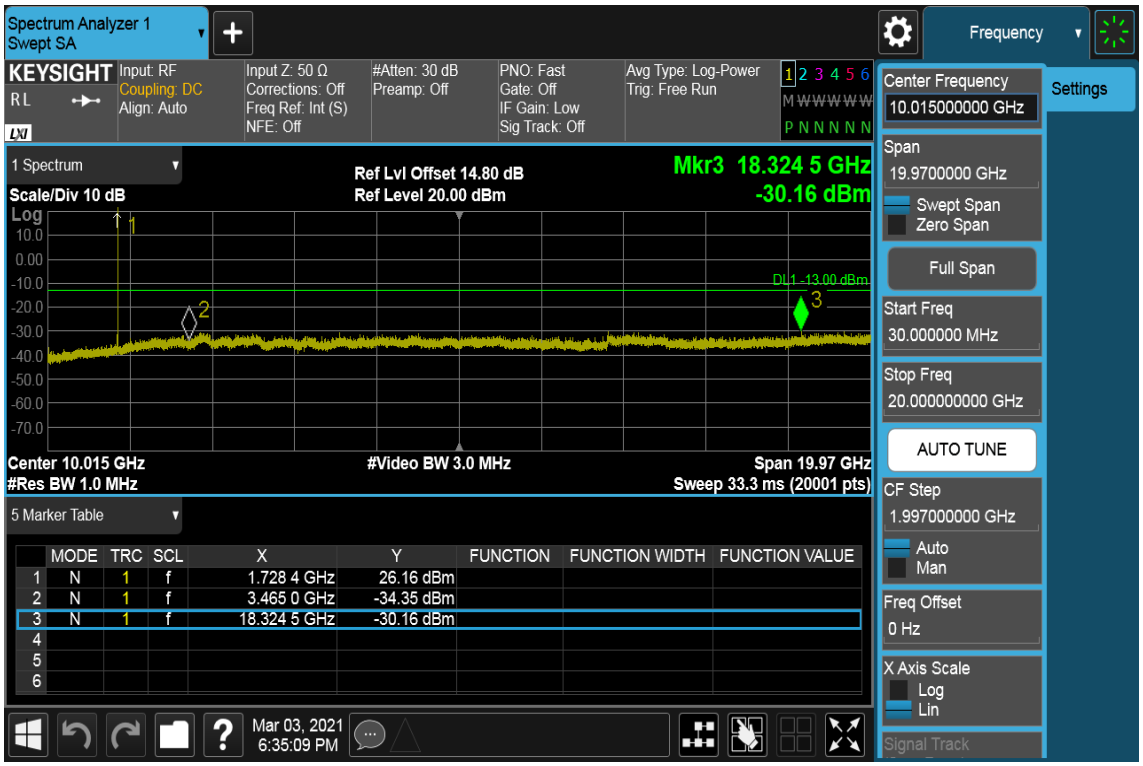

This document cannot be reproduced except in full, without prior written approval of the Company. 本報告未經本公司書面許可，不可部份複製。

CH High

This document cannot be reproduced except in full, without prior written approval of the Company. 本報告未經本公司書面許可，不可部份複製。

CHANNEL BANDWIDTH: 15MHz /QPSK / RB =1, RB Offset = 0

CH Low

CH Mid

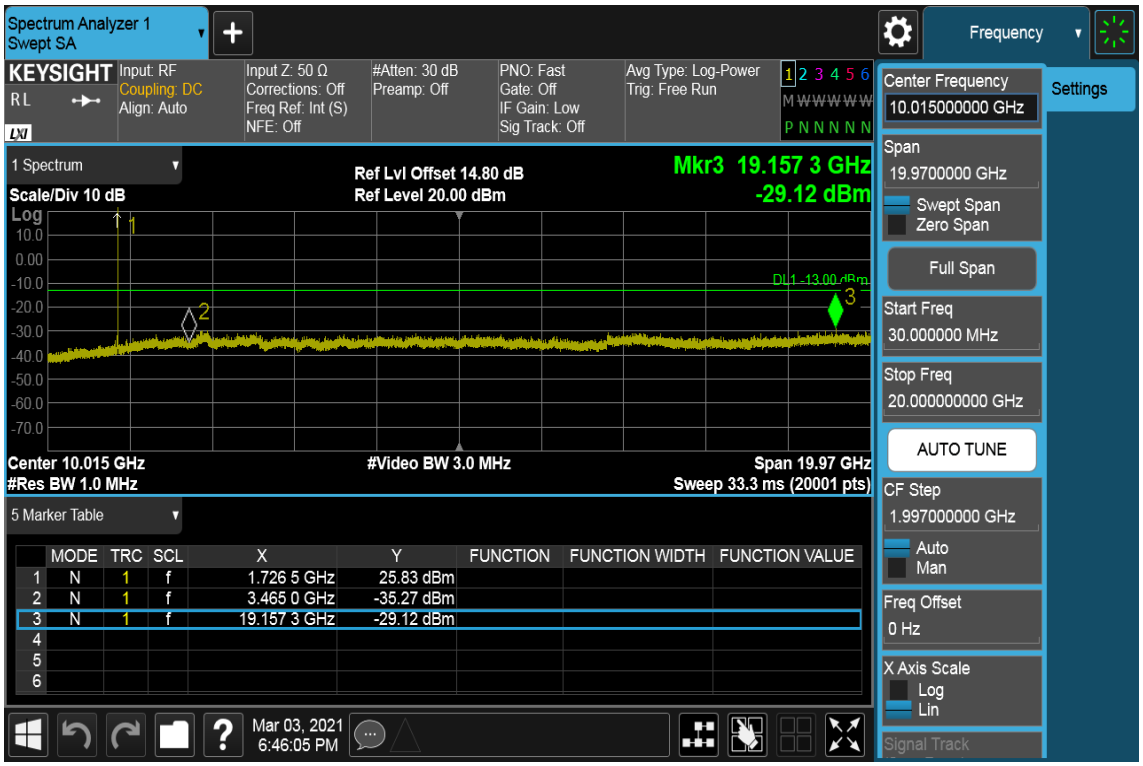

This document cannot be reproduced except in full, without prior written approval of the Company. 本報告未經本公司書面許可，不可部份複製。

CH High

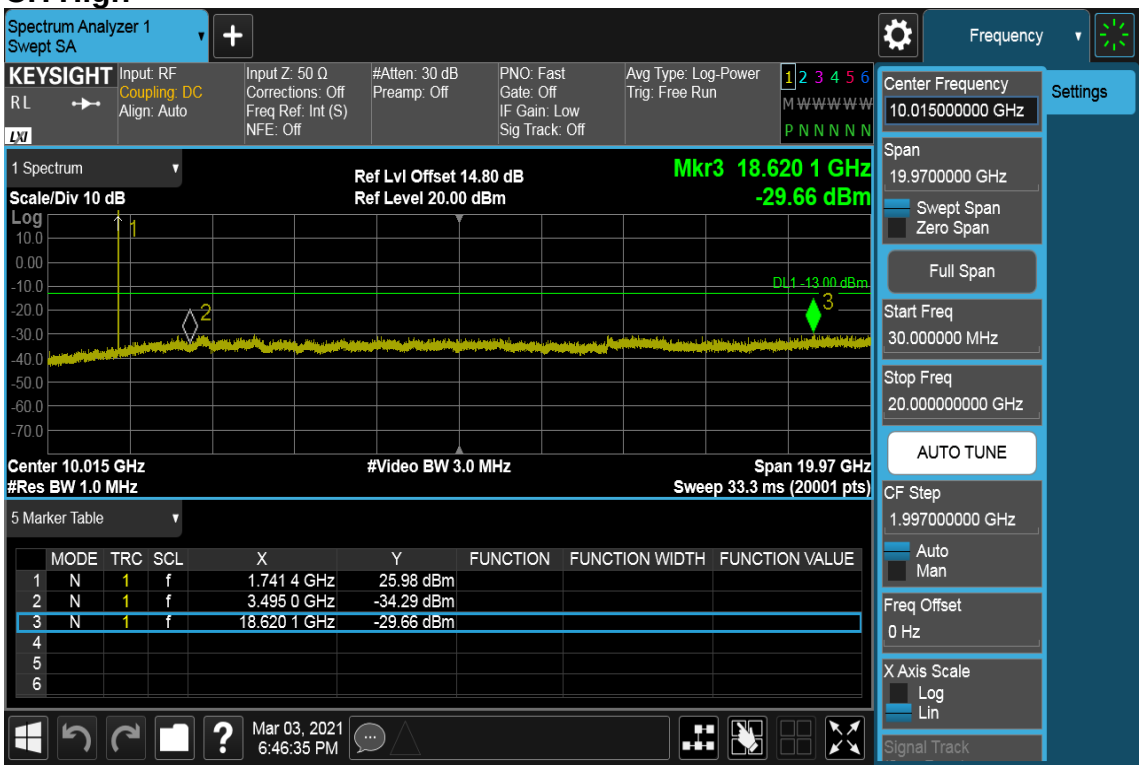

This document cannot be reproduced except in full, without prior written approval of the Company. 本報告未經本公司書面許可，不可部份複製。

CHANNEL BANDWIDTH: 20MHz /QPSK / RB =1, RB Offset = 0

CH Low

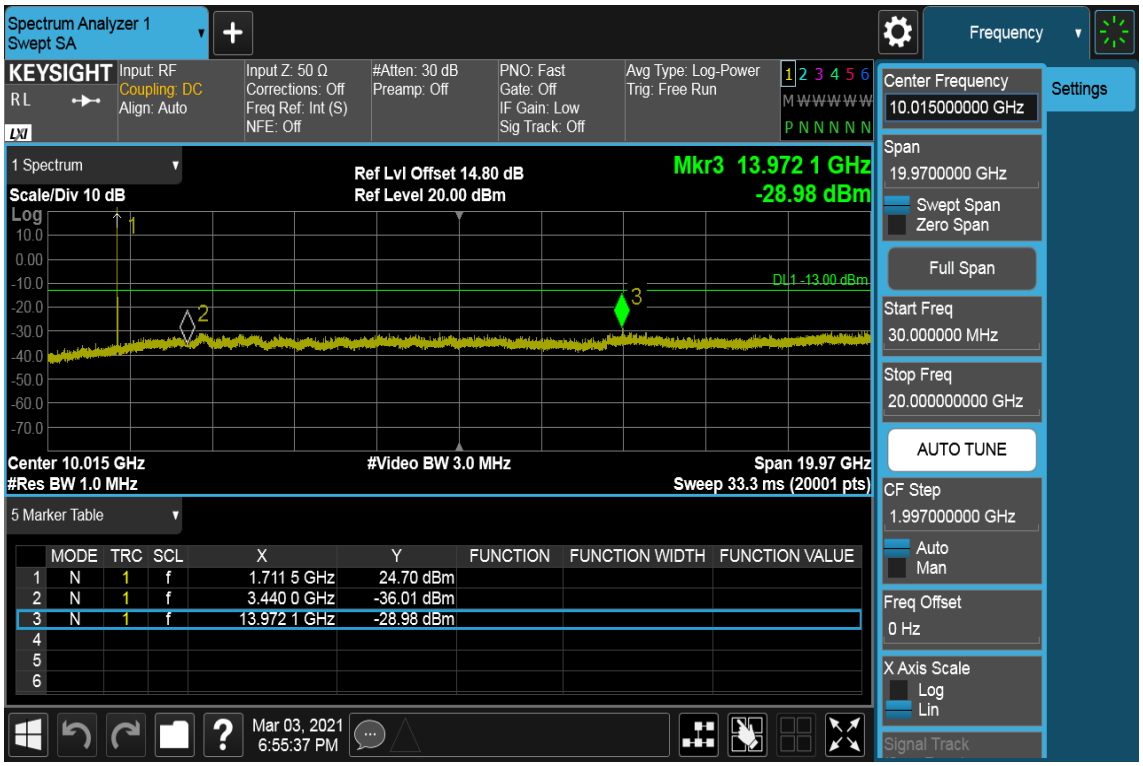

CH Mid

This document cannot be reproduced except in full, without prior written approval of the Company. 本報告未經本公司書面許可，不可部份複製。

CH High

This document cannot be reproduced except in full, without prior written approval of the Company. 本報告未經本公司書面許可，不可部份複製。

Spurious Emission
LTE Band 7
CHANNEL BANDWIDTH: 5MHz /QPSK / RB =1, RB Offset = 0
CH Low

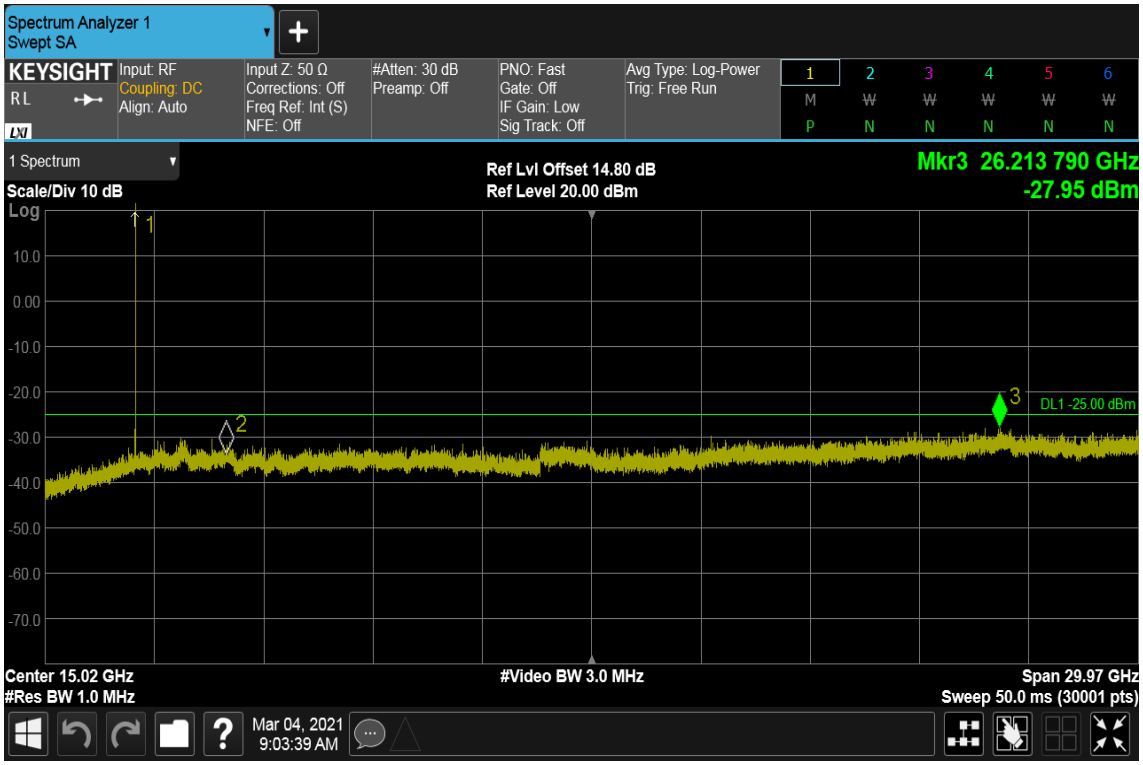

CH Mid

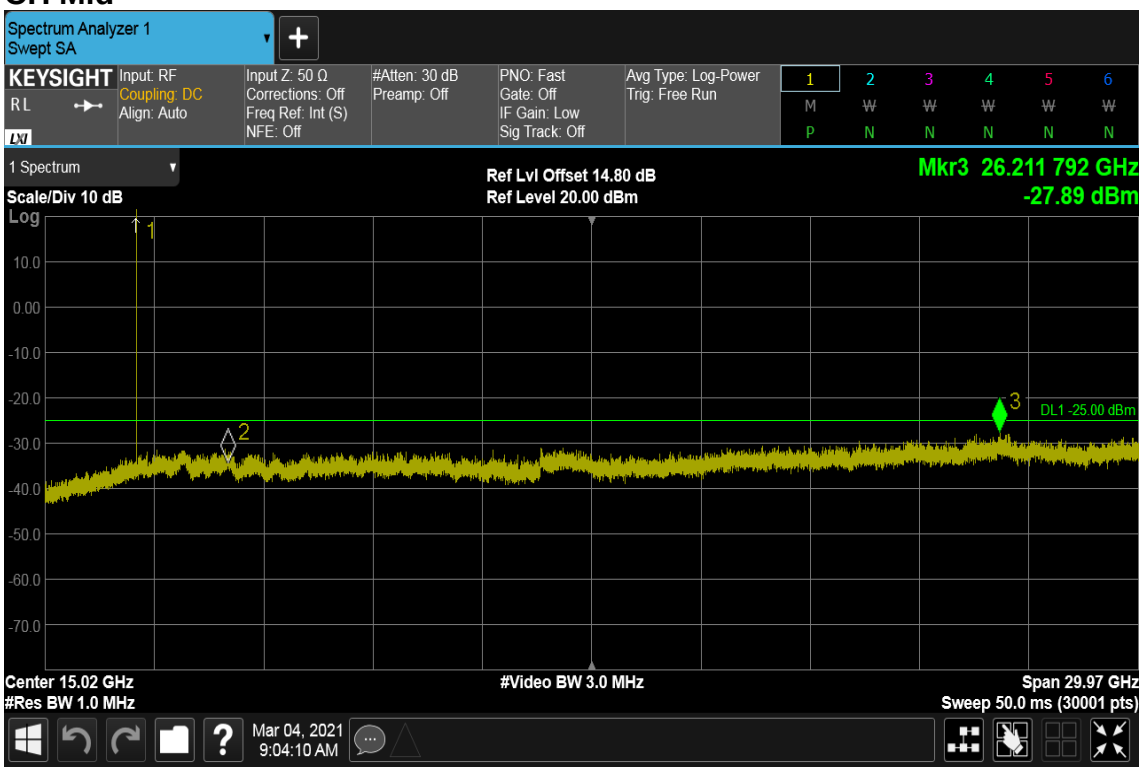

This document cannot be reproduced except in full, without prior written approval of the Company. 本報告未經本公司書面許可，不可部份複製。

CH High

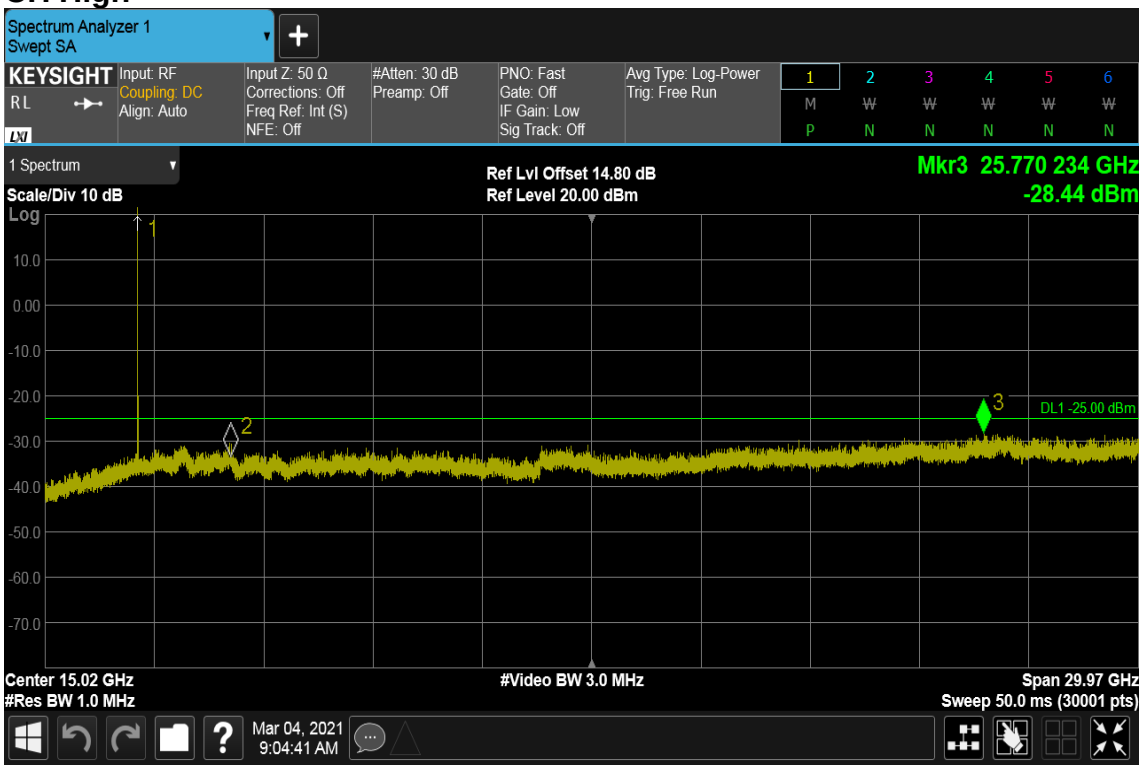

This document cannot be reproduced except in full, without prior written approval of the Company. 本報告未經本公司書面許可，不可部份複製。

CHANNEL BANDWIDTH: 10MHz /QPSK / RB =1, RB Offset = 0

CH Low

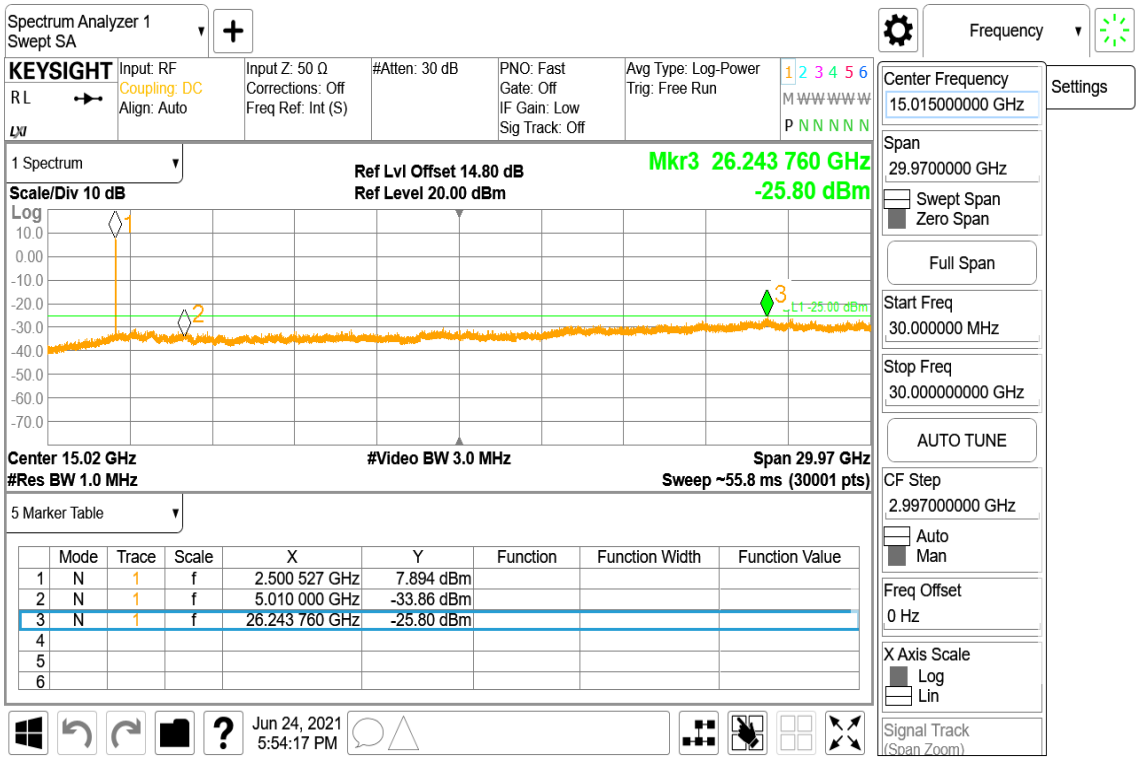

CH Mid

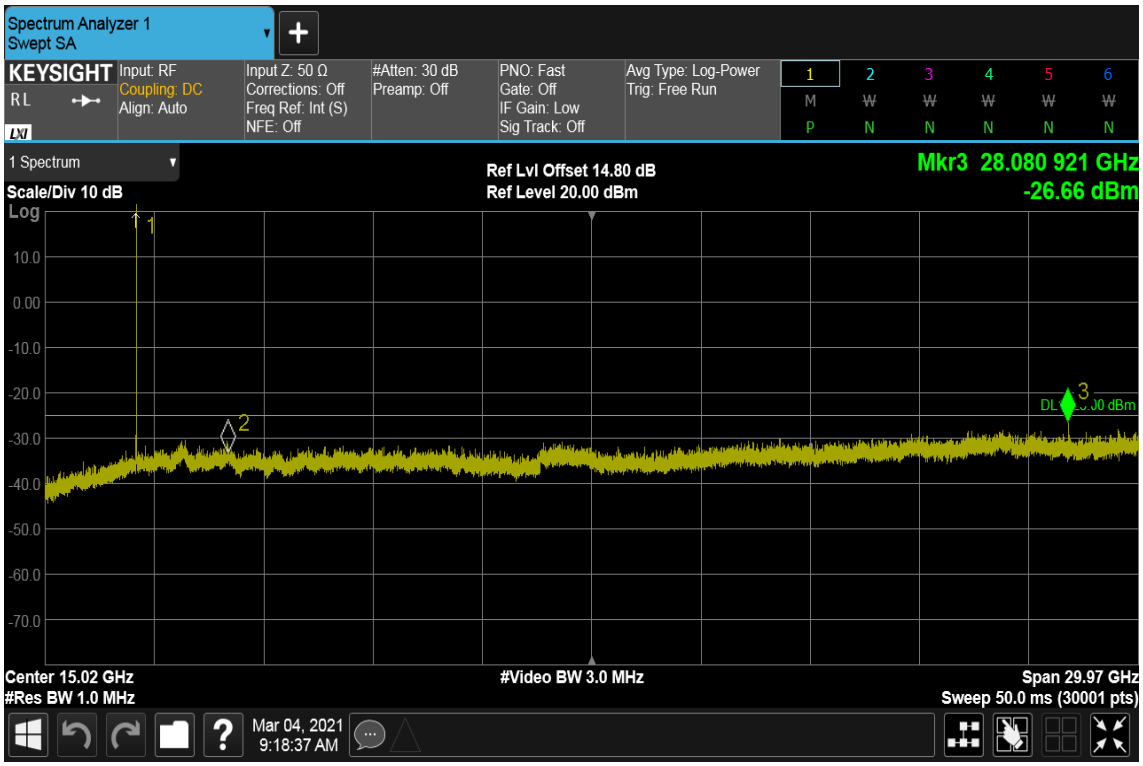

This document cannot be reproduced except in full, without prior written approval of the Company. 本報告未經本公司書面許可，不可部份複製。

CH High

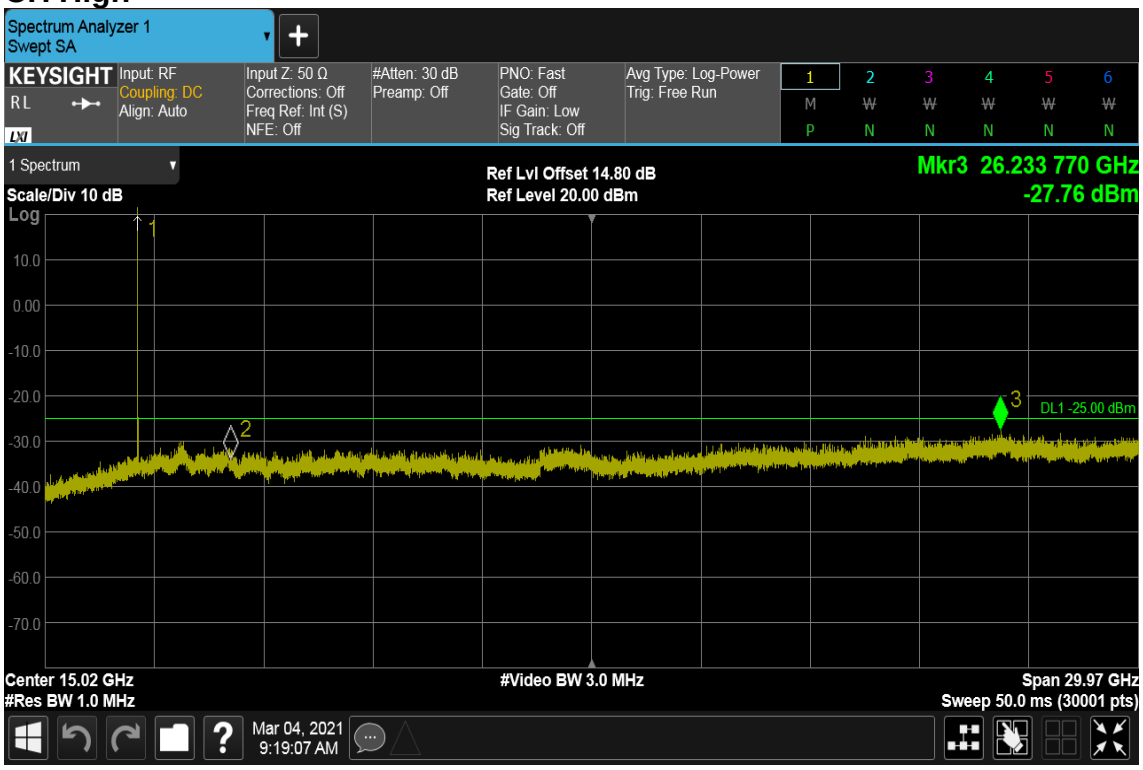

This document cannot be reproduced except in full, without prior written approval of the Company. 本報告未經本公司書面許可，不可部份複製。

CHANNEL BANDWIDTH: 15MHz /QPSK / RB =1, RB Offset = 0

CH Low

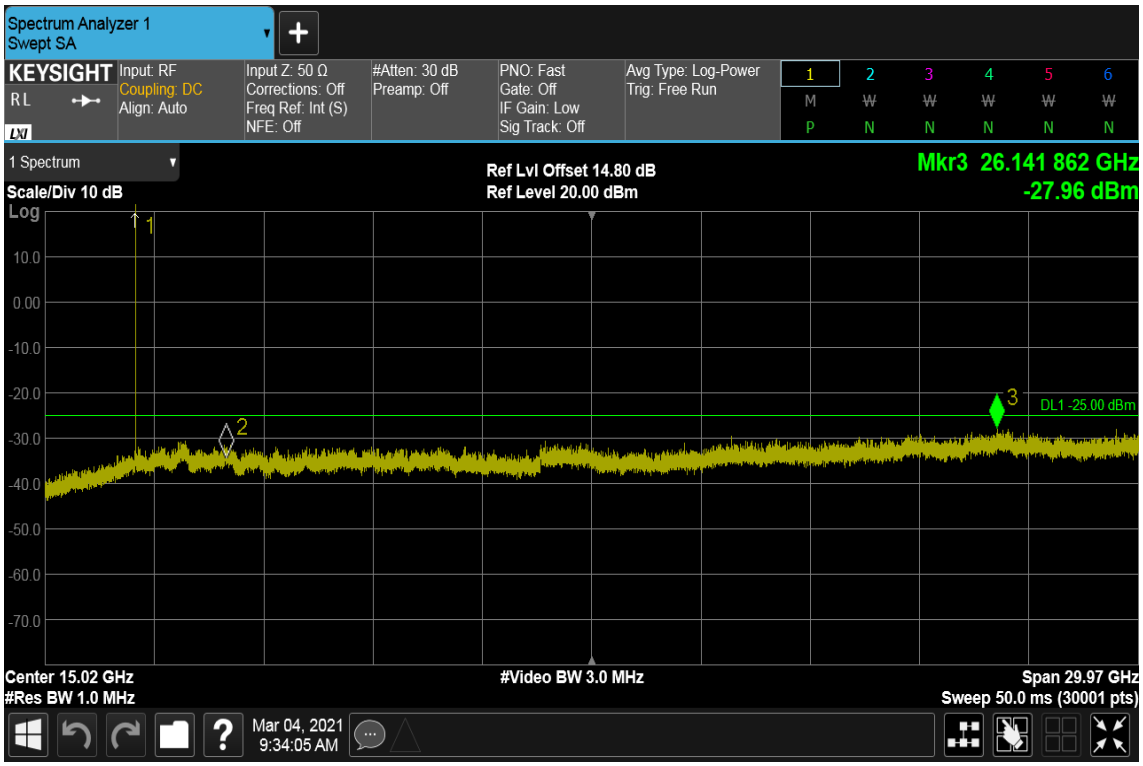

CH Mid

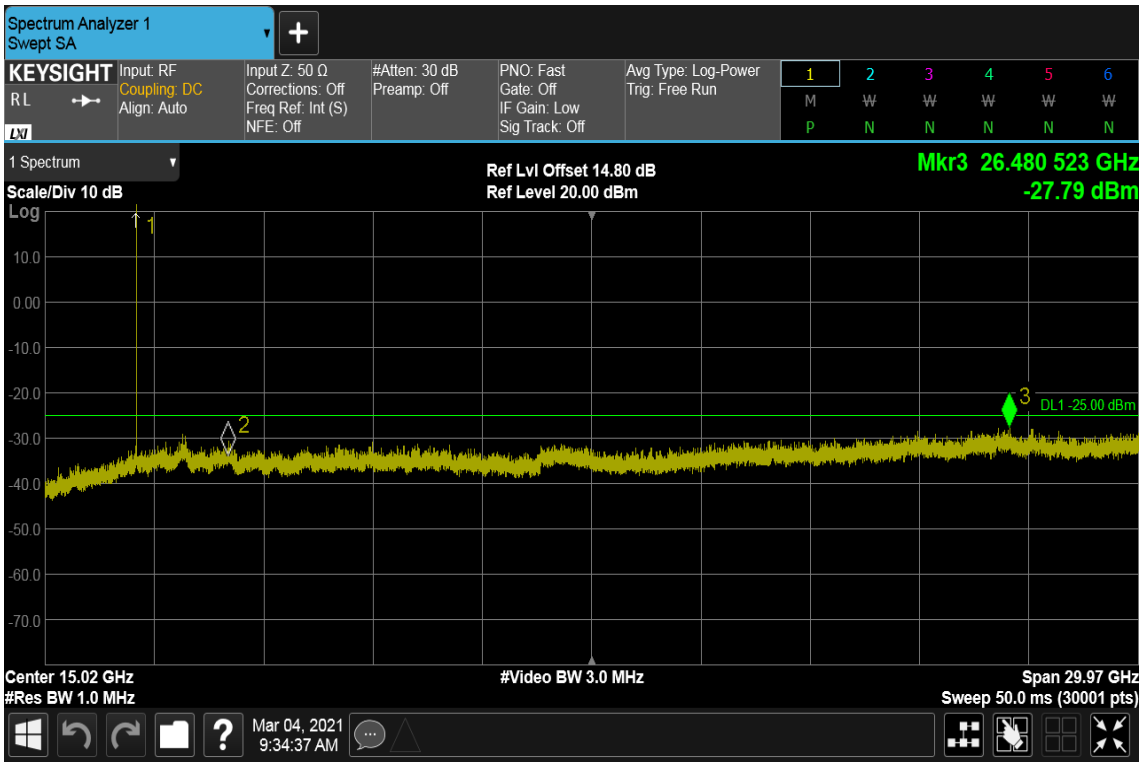

This document cannot be reproduced except in full, without prior written approval of the Company. 本報告未經本公司書面許可，不可部份複製。

CH High

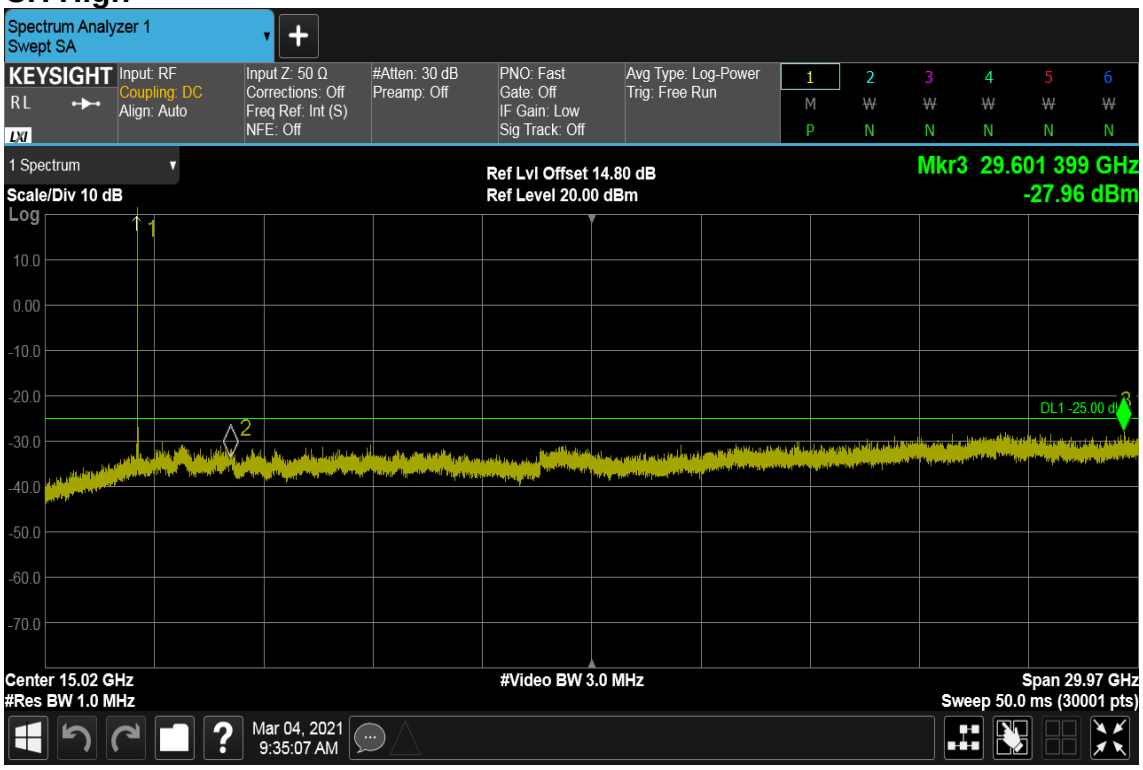

This document cannot be reproduced except in full, without prior written approval of the Company. 本報告未經本公司書面許可，不可部份複製。

CHANNEL BANDWIDTH: 20MHz /QPSK / RB =1, RB Offset = 0

CH Low

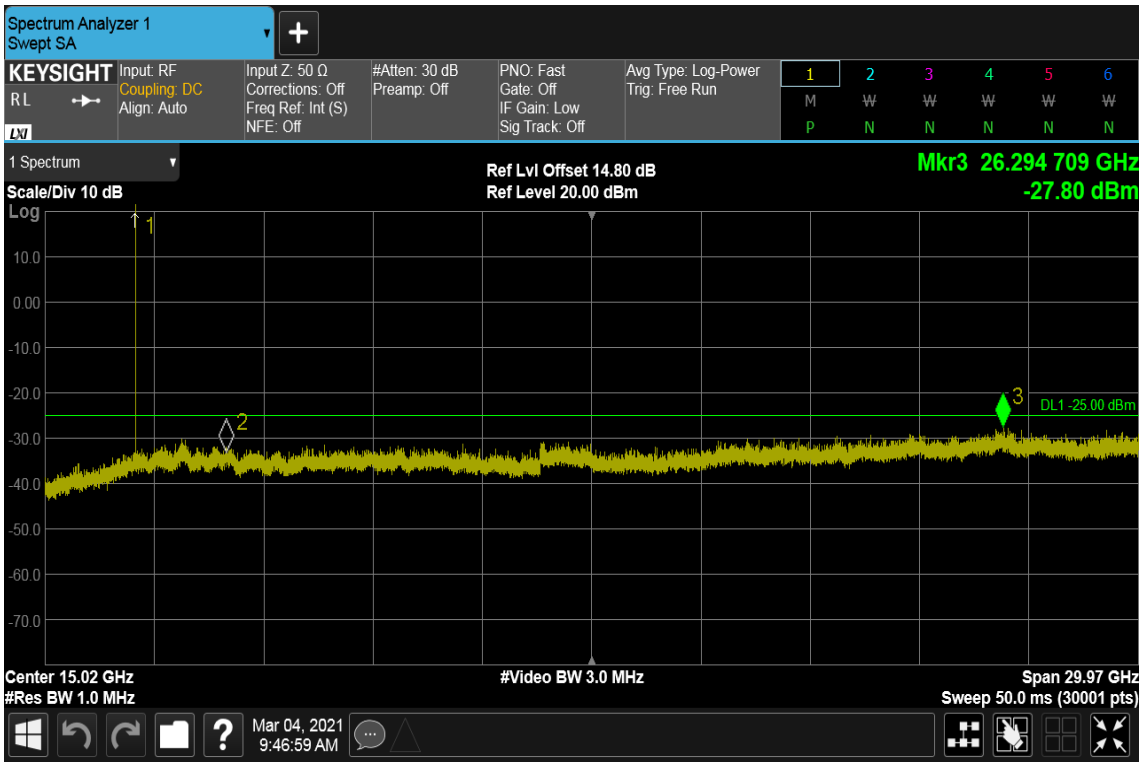

CH Mid

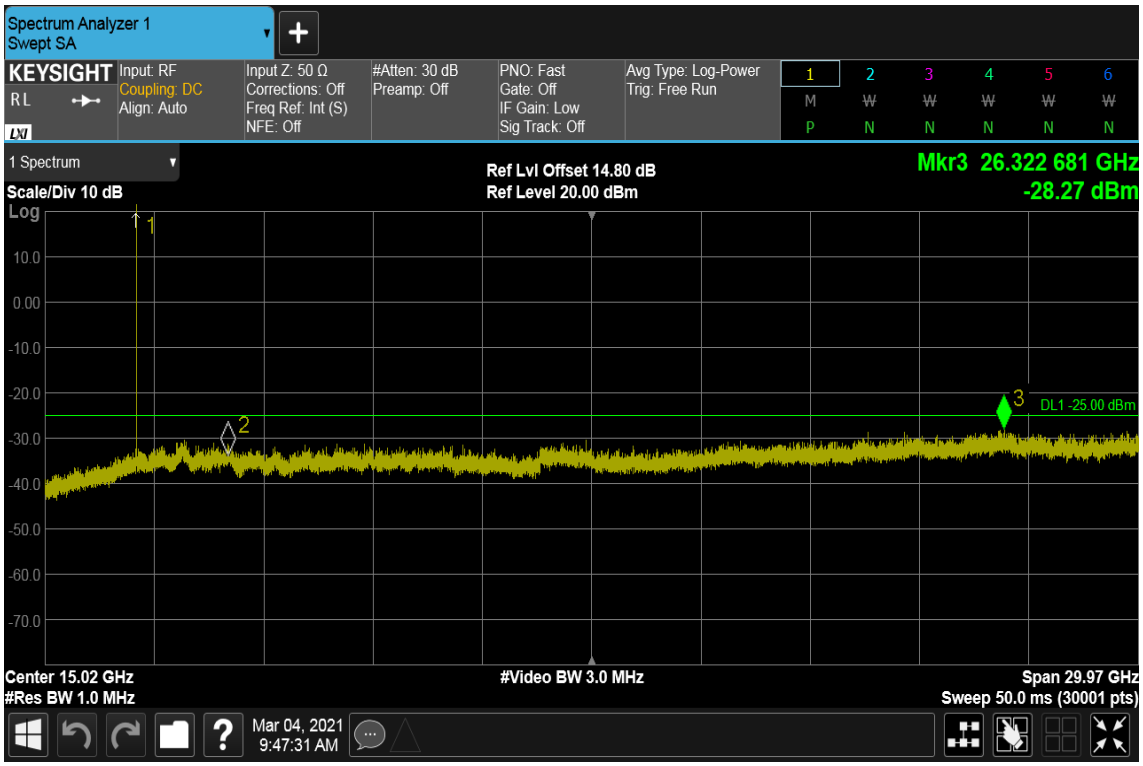

This document cannot be reproduced except in full, without prior written approval of the Company. 本報告未經本公司書面許可，不可部份複製。

CH High

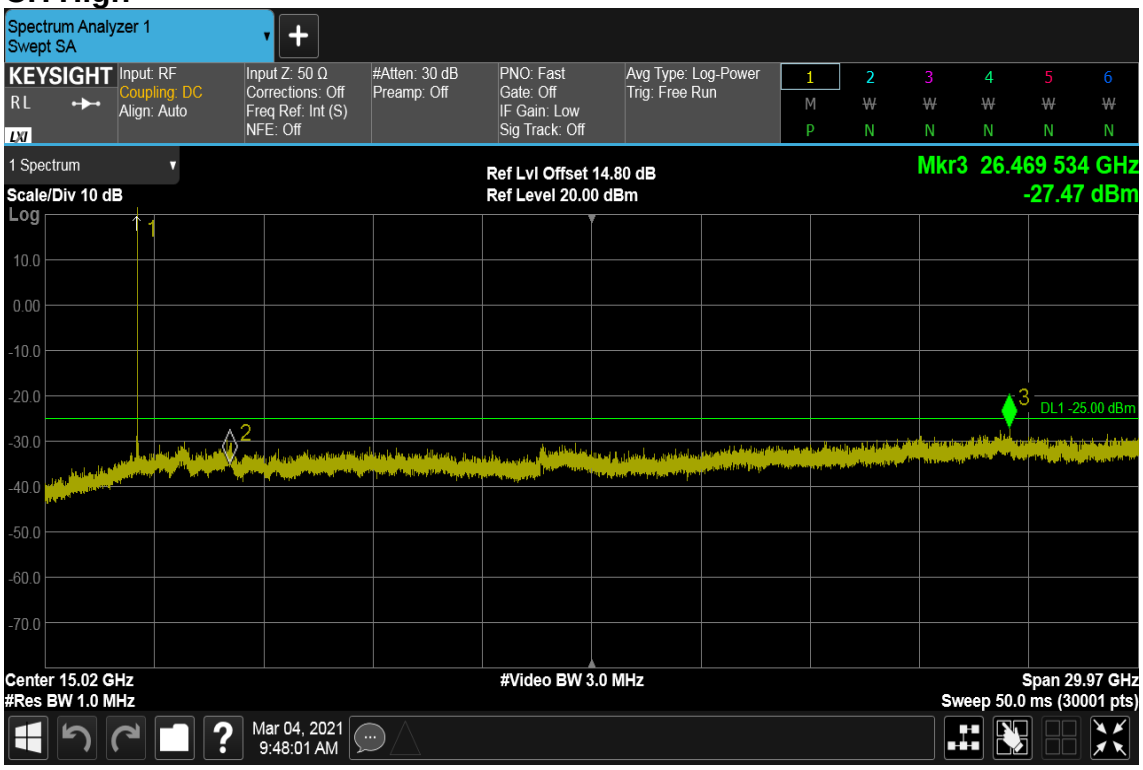

This document cannot be reproduced except in full, without prior written approval of the Company. 本報告未經本公司書面許可，不可部份複製。

Spurious Emission
LTE Band 13
CHANNEL BANDWIDTH: 5MHz / QPSK / RB =1, RB Offset = 0
CH Low

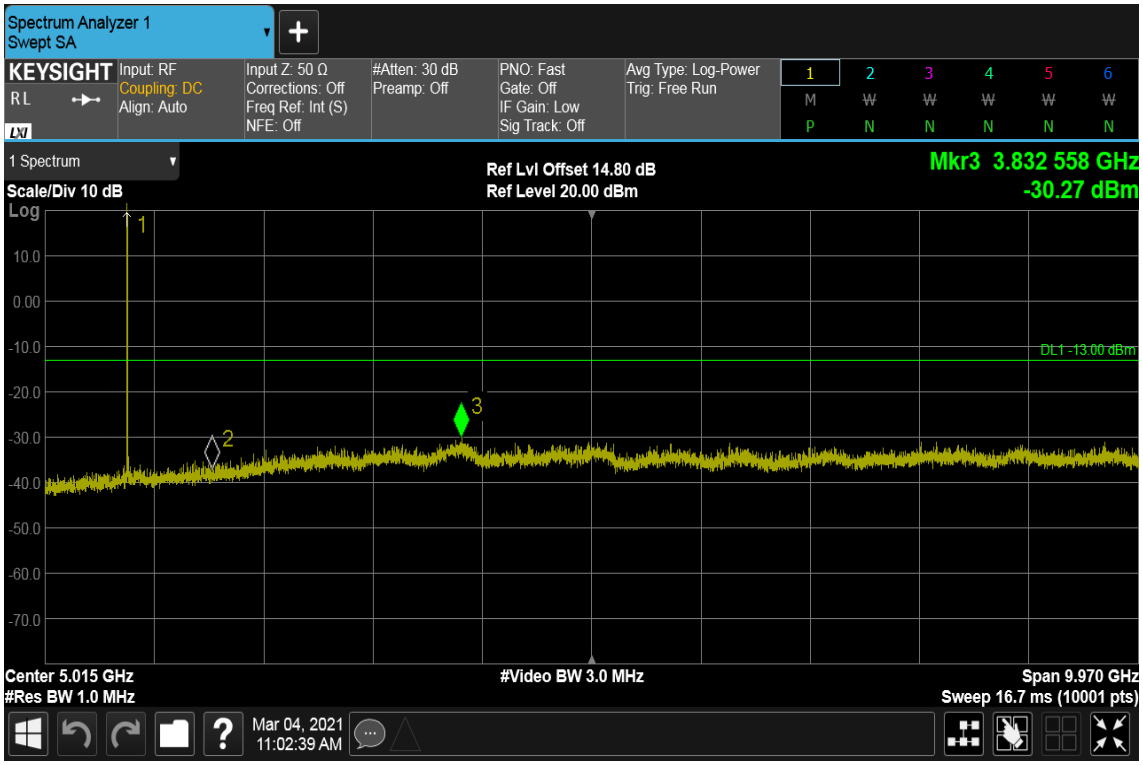

CH Mid

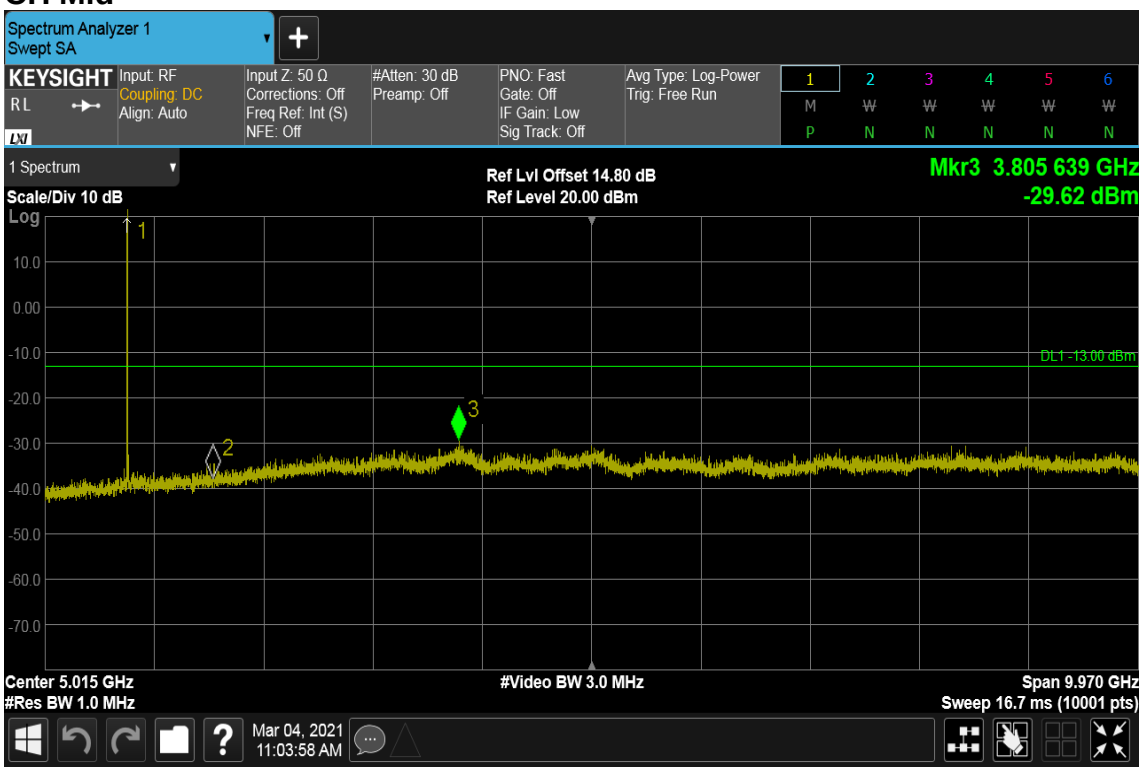

This document cannot be reproduced except in full, without prior written approval of the Company. 本報告未經本公司書面許可，不可部份複製。

CH High

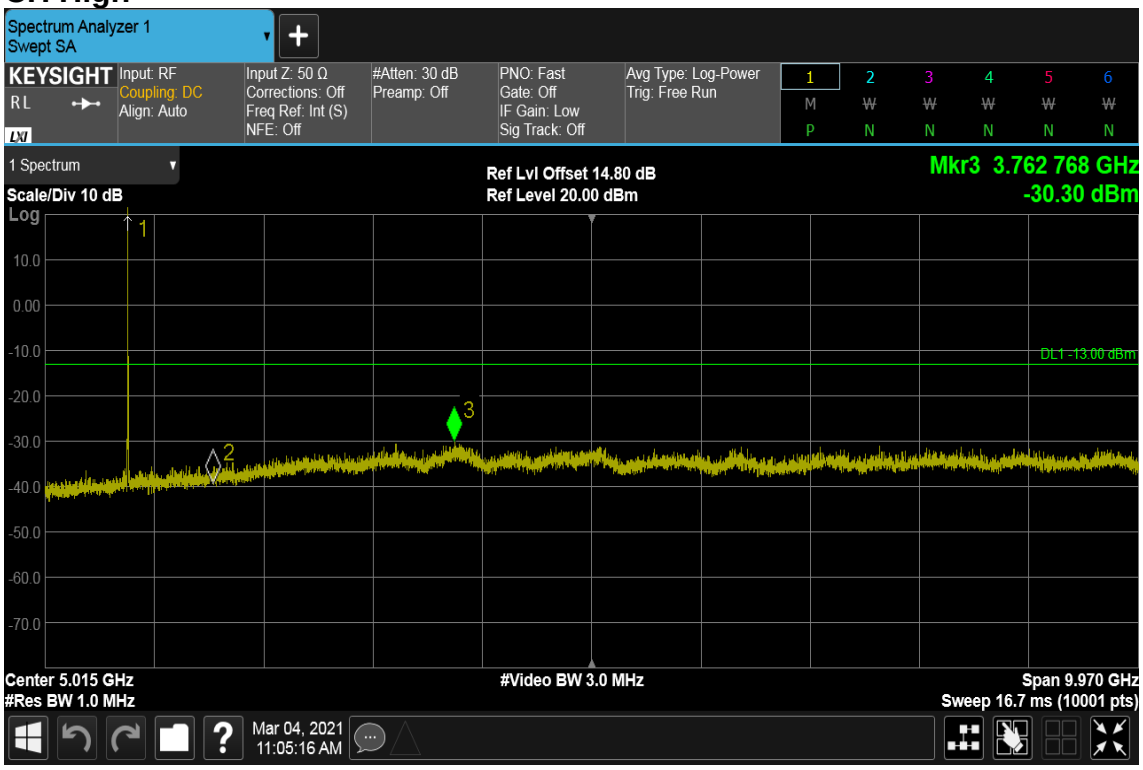

This document cannot be reproduced except in full, without prior written approval of the Company. 本報告未經本公司書面許可，不可部份複製。

CHANNEL BANDWIDTH: 10MHz / QPSK / RB =1, RB Offset = 0
CH Mid

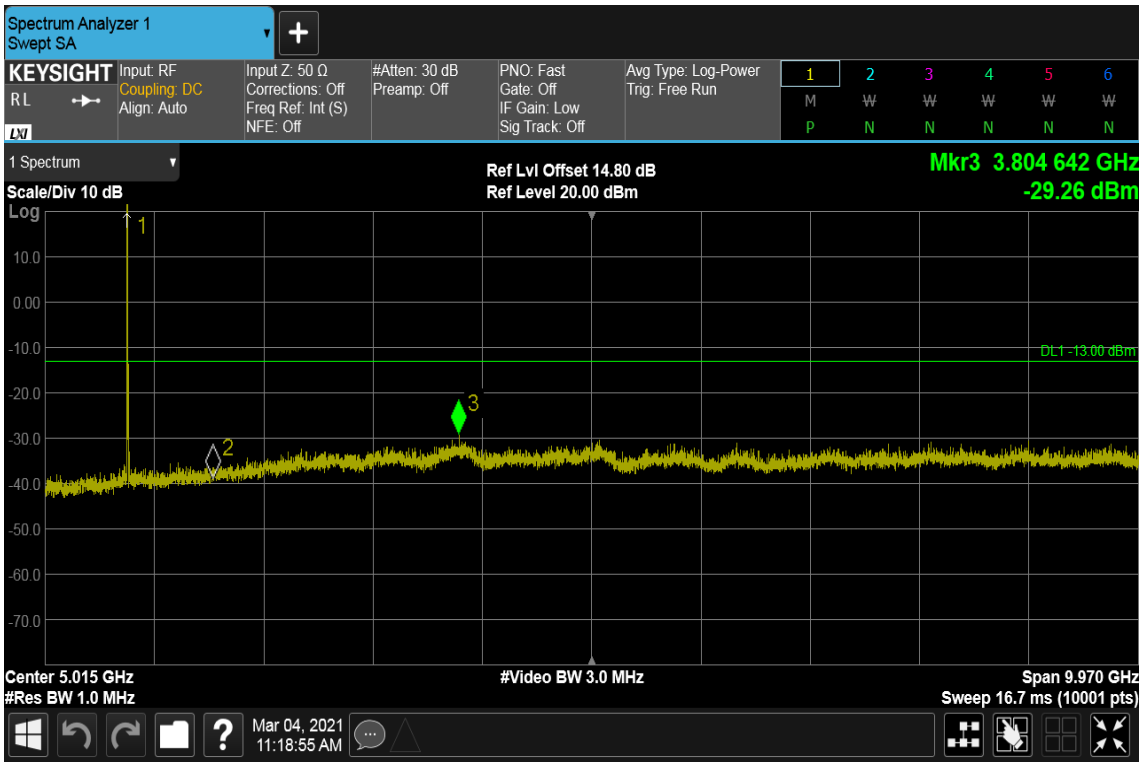

This document cannot be reproduced except in full, without prior written approval of the Company. 本報告未經本公司書面許可，不可部份複製。

Spurious Emission Inband1

CHANNEL BANDWIDTH: 5MHz / QPSK / RB =1, RB Offset = 0

CH Low

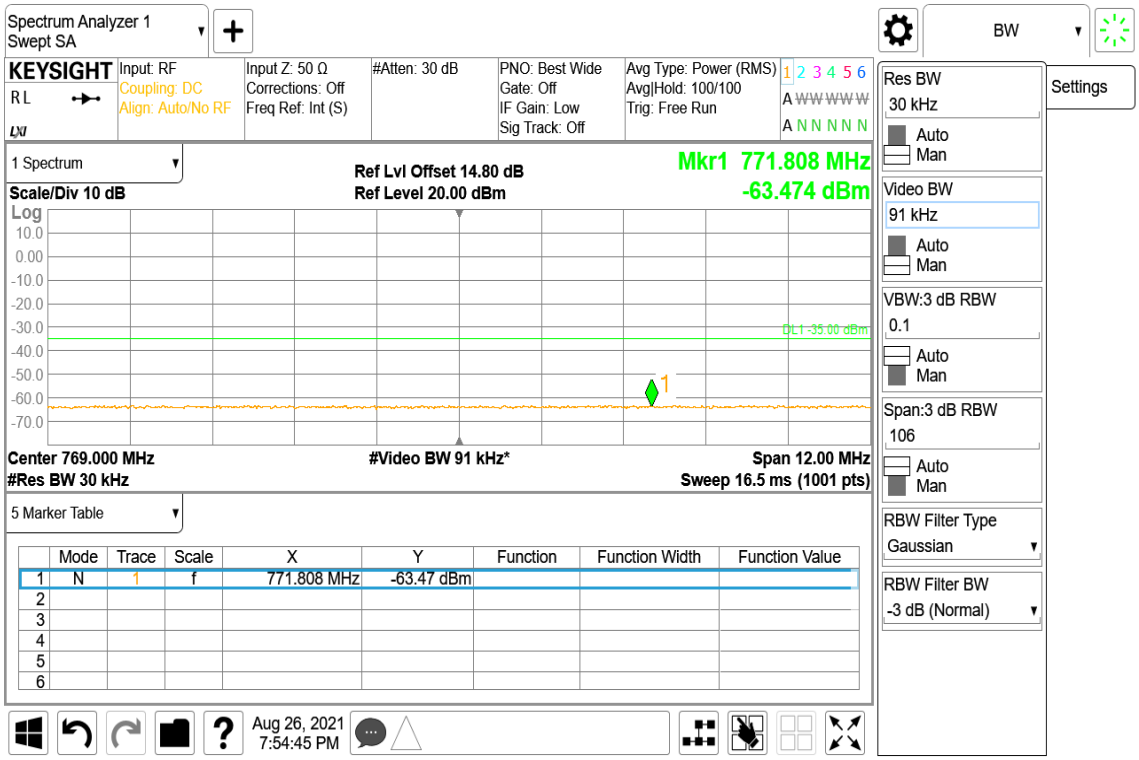

CH Mid

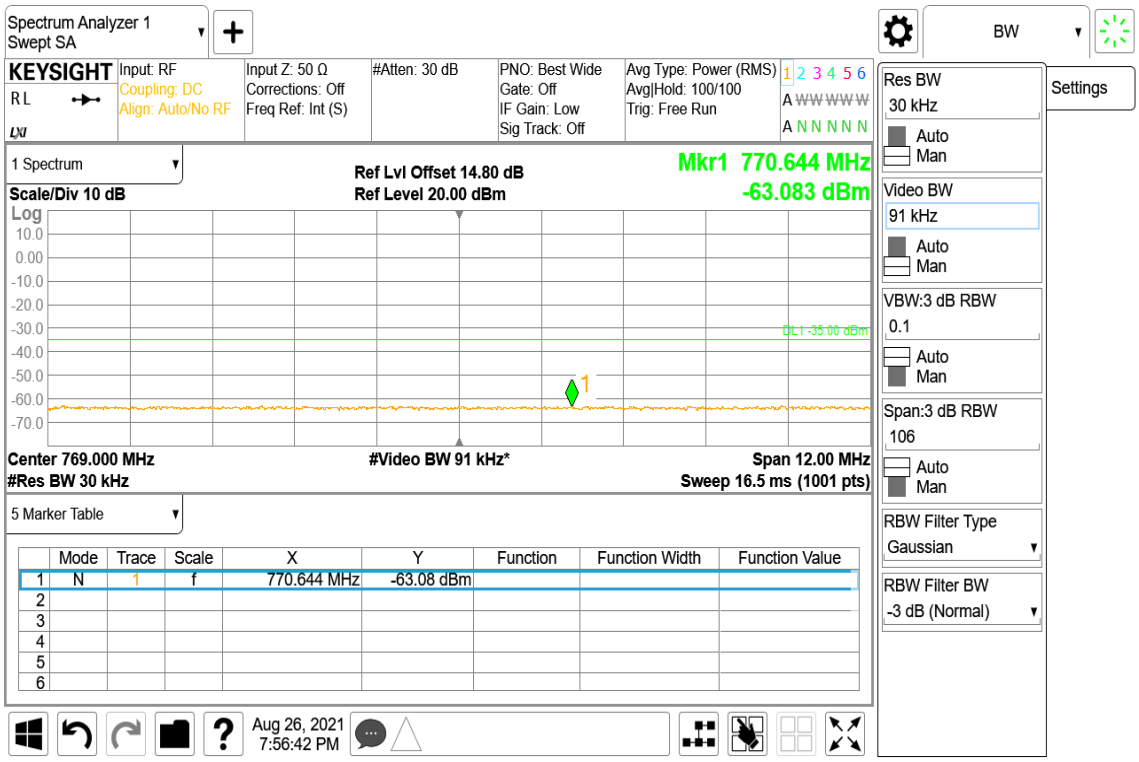

This document cannot be reproduced except in full, without prior written approval of the Company. 本報告未經本公司書面許可，不可部份複製。

CH High

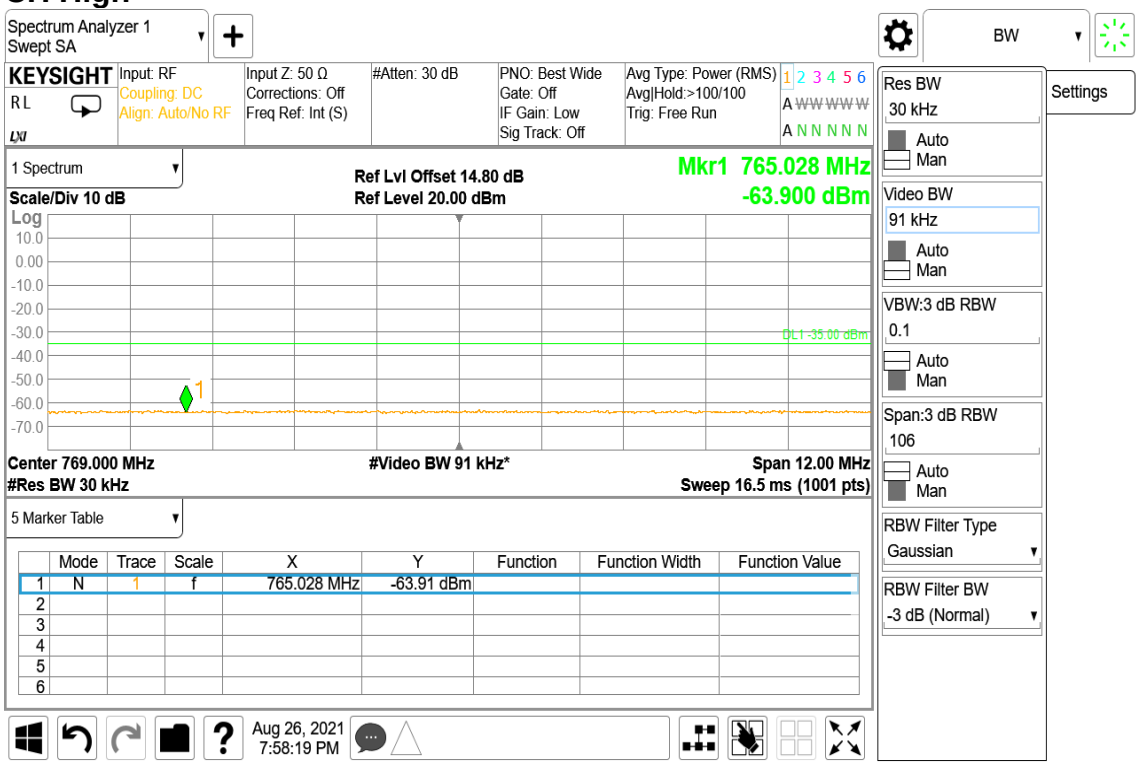

This document cannot be reproduced except in full, without prior written approval of the Company. 本報告未經本公司書面許可，不可部份複製。

CHANNEL BANDWIDTH: 10MHz / QPSK / RB =1, RB Offset = 0
CH Mid

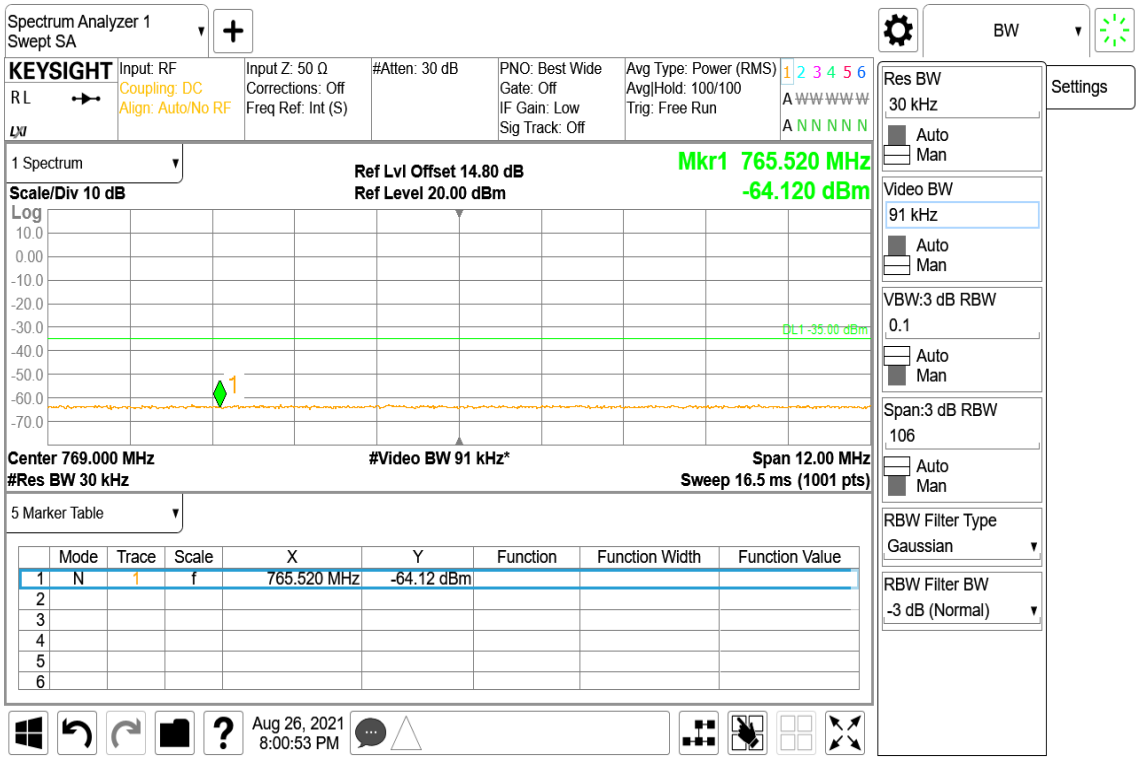

This document cannot be reproduced except in full, without prior written approval of the Company. 本報告未經本公司書面許可，不可部份複製。

Spurious Emission Inband2

CHANNEL BANDWIDTH: 5MHz / QPSK / RB =1, RB Offset = 0

CH Low

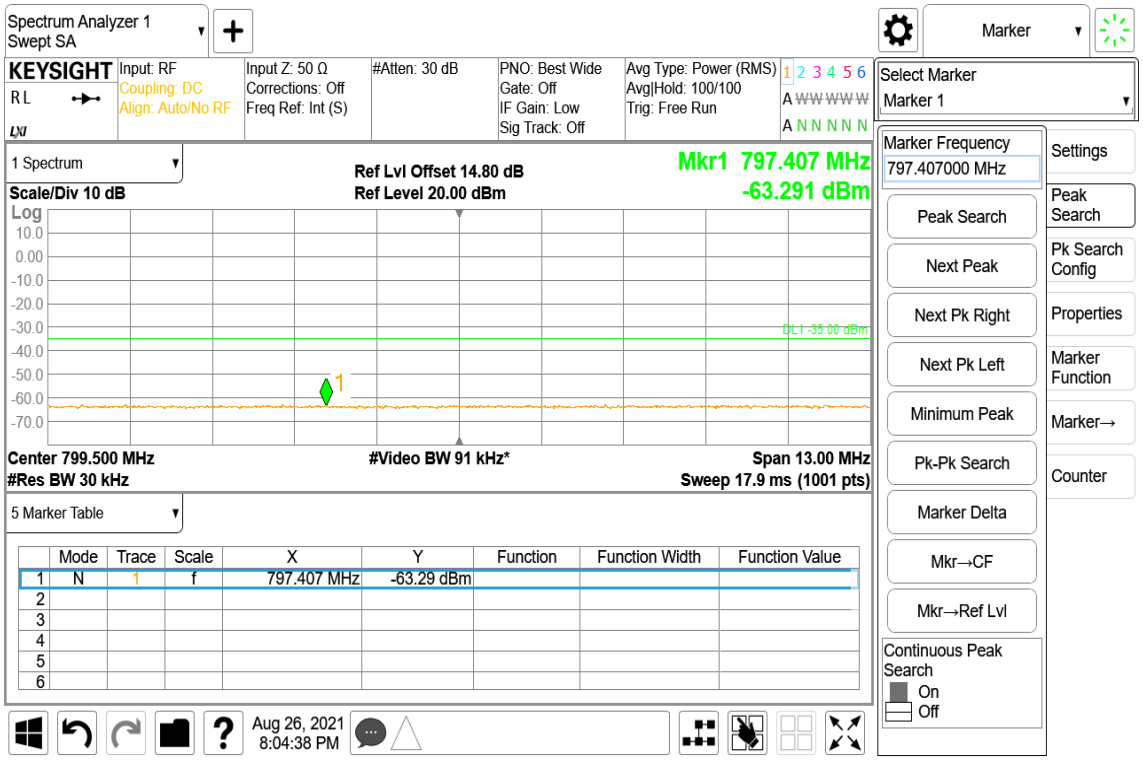

CH Mid

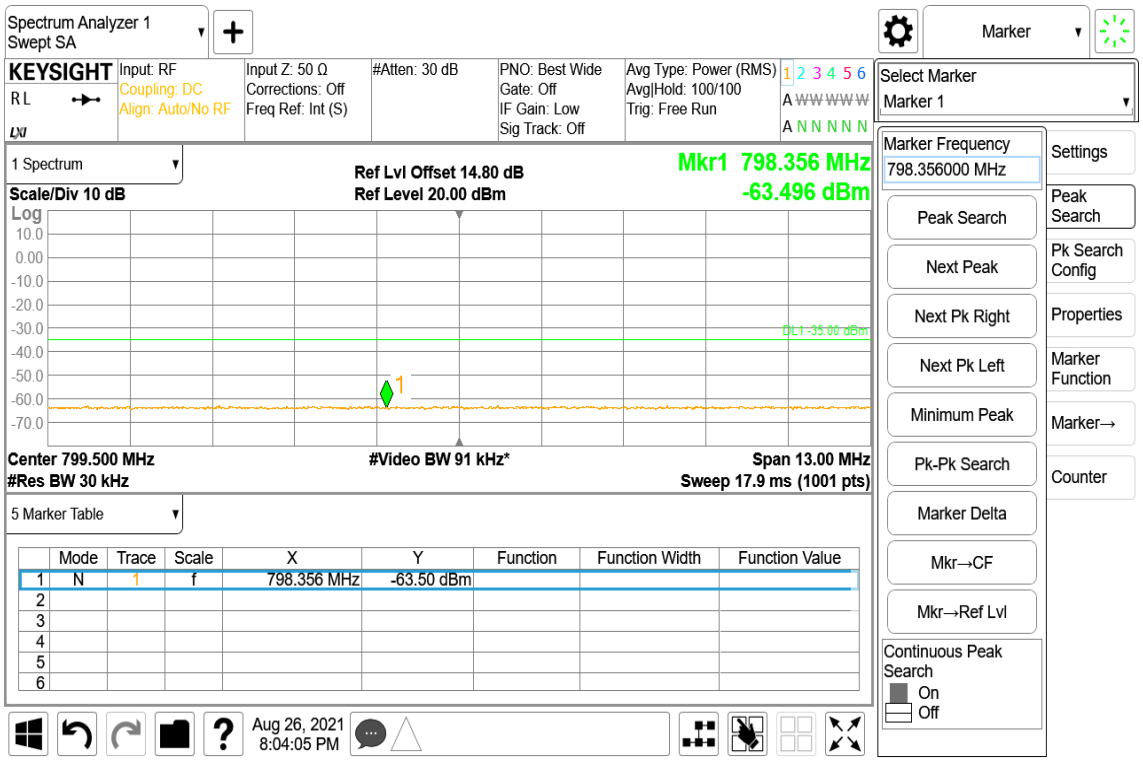

This document cannot be reproduced except in full, without prior written approval of the Company. 本報告未經本公司書面許可，不可部份複製。

CH High

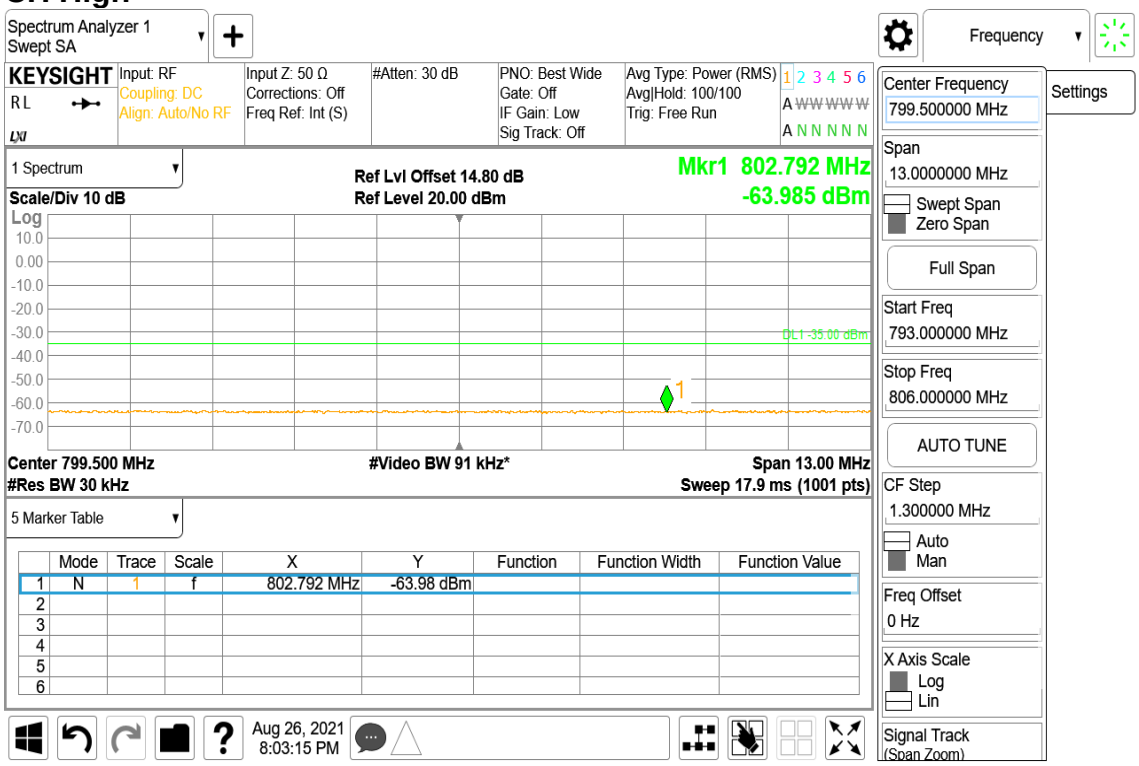

This document cannot be reproduced except in full, without prior written approval of the Company. 本報告未經本公司書面許可，不可部份複製。

CHANNEL BANDWIDTH: 10MHz / QPSK / RB =1, RB Offset = 0
CH Mid

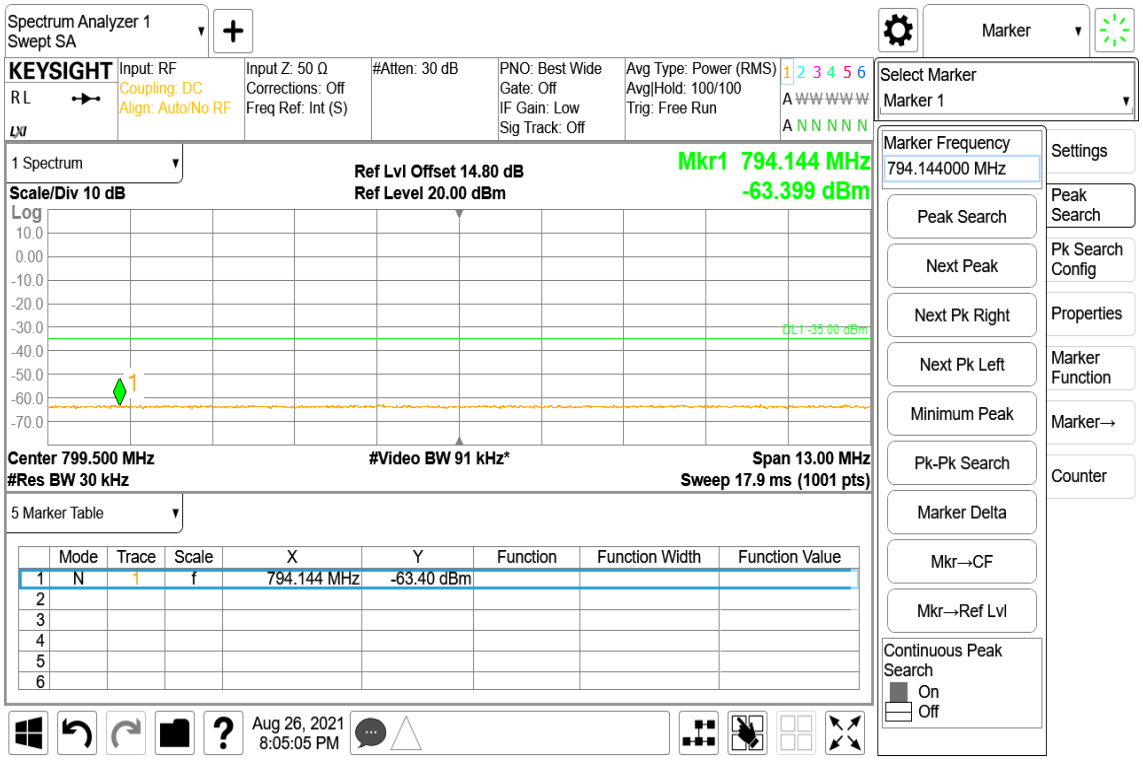

This document cannot be reproduced except in full, without prior written approval of the Company. 本報告未經本公司書面許可，不可部份複製。

8.6 RADIATED EMISSION MEASUREMENT

LIMITS

FCC §27.53(h)(1) for LTE B4,
(h) AWS emission limits—(1) General protection levels. Except as otherwise specified below, for operations in the 1695-1710 MHz, 1710-1755 MHz, 1755-1780 MHz, 1915-1920 MHz, 1995-2000 MHz, 2000-2020 MHz, 2110-2155 MHz, 2155-2180 MHz, and 2180-2200 bands, the power of any emission outside a licensee's frequency block shall be attenuated below the transmitter power (P) in watts by at least 43 + 10 log10 (P) dB.

FCC §27.53(m) (4) (6) for LTE B7,
For mobile digital stations, the attenuation factor shall be not less than 40 + 10 log (P) dB on all frequencies between the channel edge and 5 megahertz from the channel edge, 43 + 10 log (P) dB on all frequencies between 5 megahertz and X megahertz from the channel edge, and 55 + 10 log (P) dB on all frequencies more than X megahertz from the channel edge, where X is the greater of 6 megahertz or the actual emission bandwidth as defined in paragraph (m)(6) of this section. In addi-tion, the attenuation factor shall not be less that 43 + 10 log (P) dB on all frequencies between 2490.5 MHz and 2496 MHz and 55 + 10 log (P) dB at or below 2490.5 MHz. Mobile Satellite Service licensees operating on frequencies below 2495 MHz may also submit a documented interference complaint against BRS licensees operating on channel BRS Channel 1 on the same terms and conditions as adjacent channel BRS or EBS licensees.
Measurement procedure. Compliance with these rules is based on the use of measurement nstru-mentation employing a resolution bandwidth of 1 megahertz or greater. However, in the 1 MHz bands immediately outside and adjacent to the frequency block a resolution bandwidth of at least one percent of the emission bandwidth of the fundamental emission of the transmitter may be em-ployed; for mobile digital stations, in the 1 megahertz bands immediately outside and adjacent to the frequency block a resolution bandwidth of at least two percent may be employed, except when the 1 megahertz band is 2495-2496 MHz, in which case a resolution bandwidth of at least one percent may be employed. A narrower resolution bandwidth is permitted in all cases to improve measure-ment accuracy provided the measured power is integrated over the full required measurement bandwidth (i.e. 1 megahertz or 1 percent of emission bandwidth, as specified; or 1 megahertz or 2 percent for mobile digital stations, except in the band 2495-2496 MHz). The emission bandwidth is defined as the width of the signal between two points, one below the carrier center frequency and one above the carrier center frequency, outside of which all emissions are attenuated at least 26 dB below the transmitter power. With respect to television operations, measurements must be made of the separate visual and aural operating powers at sufficiently frequent intervals to ensure compli-ance with the rules.

This document cannot be reproduced except in full, without prior written approval of the Company. 本報告未經本公司書面許可，不可部份複製。

FCC §27.53(c) (2)for LTE B13,
On any frequency outside the 776-788 MHz band, the power of any emission shall be attenuated outside the band below the transmitter power (P) by at least 43 + 10 log (P) dB;

FCC 27.53 (f) for LTE B13
(f) For operations in the 746-758 MHz, 775-788 MHz, and 805-806 MHz bands, emissions in the band 1559-1610 MHz shall be limited to −70 dBW/MHz equivalent isotropically radiated power (EIRP) for wideband signals, and −80 dBW EIRP for discrete emissions of less than 700 Hz bandwidth. For the purpose of equipment authorization, a transmitter shall be tested with an antenna that is representative of the type that will be used with the equipment in normal operation.

This document cannot be reproduced except in full, without prior written approval of the Company. 本報告未經本公司書面許可，不可部份複製。

RSS-130 §4.7.2 for LTE B13,
In addition to the limit outlined in section 4.7.1 above, equipment operating in the frequency bands 746-756 MHz and 777-787 MHz shall also comply with the following restrictions:
the power of any unwanted emissions in any 6.25 kHz bandwidth for all frequencies between 763-775 MHz and 793-806 MHz shall be attenuated below the transmitter power, P (dBW), by at least:
76 + 10 log10 p (watts), dB, for base and fixed equipment and
65 + 10 log10 p (watts), dB, for mobile and portable equipment
the e.i.r.p. in the band 1559-1610 MHz shall not exceed −70 dBW/MHz for wideband signal and −80 dBW for discrete emission with bandwidth less than 700 Hz.

RSS-139 §6.6 for LTE B4,
In the first 1.0 MHz bands immediately outside and adjacent to the equipment's smallest operating frequency block,Footnote 2 which can contain the equipment's occupied bandwidth, the emission power per any 1% of the emission bandwidth shall be attenuated below the transmitter output power P (in dBW) by at least 43 + 10 log10 p (watts) dB.
After the first 1.0 MHz outside the equipment's smallest operating frequency block, which can con-tain the equipment's occupied bandwidth, the emission power in any 1 MHz bandwidth shall be at-tenuated below the transmitter output power P (in dBW) by at least 43 + 10 log10 p (watts) dB.

RSS-199 §4.5 for LTE B7,
In the 1 MHz band immediately outside and adjacent to the channel edge, the unwanted emission power shall be measured with a resolution bandwidth of at least 1% of the occupied bandwidth for base station and fixed subscriber equipment, and 2% for mobile subscriber equipment. Beyond the 1 MHz band, a resolution bandwidth of 1 MHz shall be used. A narrower resolution bandwidth can be used, provided that the measured power is integrated over the full required measurement bandwidth of 1 MHz, or 1% or 2% of the occupied bandwidth, as applicable.
Equipment shall comply with the following unwanted emission limits:
for base station and fixed subscriber equipment, the power of any unwanted emissions measured as above shall be attenuated (in dB) below the transmitter power, P (dBW), by at least 43 + 10 log10 p for mobile subscriber equipment, the power of any unwanted emissions measured as above shall be attenuated (in dB) below the transmitter power, P (dBW), by at least:
40 + 10 log10 p from the channel edges to 5 MHz away
43 + 10 log10 p between 5 MHz and X MHz from the channel edges, and
55 + 10 log10 p at X MHz and beyond from the channel edges
In addition, the attenuation shall not be less than 43 + 10 log10 p on all frequencies between 2490.5 MHz and 2496 MHz, and 55 + 10 log10 p at or below 2490.5 MHz.
In (a) and (b), p is the transmitter power measured in watts and X is 6 MHz or the equipment occupied bandwidth, whichever is greater.

This document cannot be reproduced except in full, without prior written approval of the Company. 本報告未經本公司書面許可，不可部份複製。

Test Configuration

Below 1 GHz

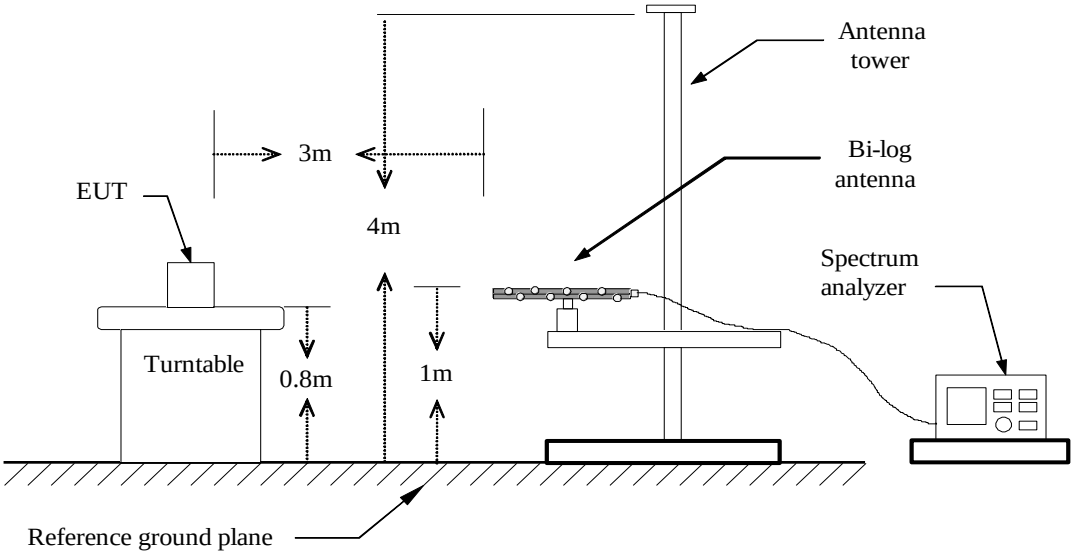

Above 1 GHz

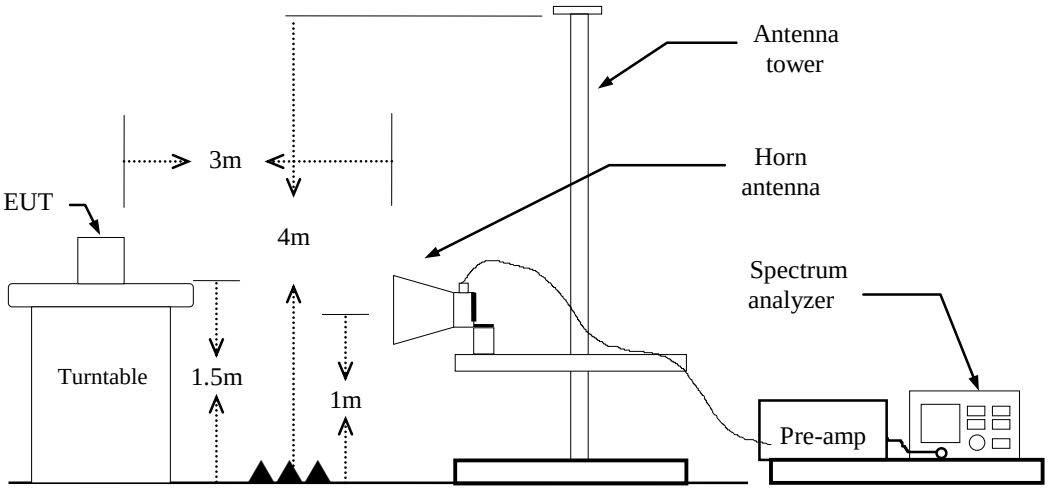

This document cannot be reproduced except in full, without prior written approval of the Company. 本報告未經本公司書面許可，不可部份複製。

Substituted Method Test Set-up

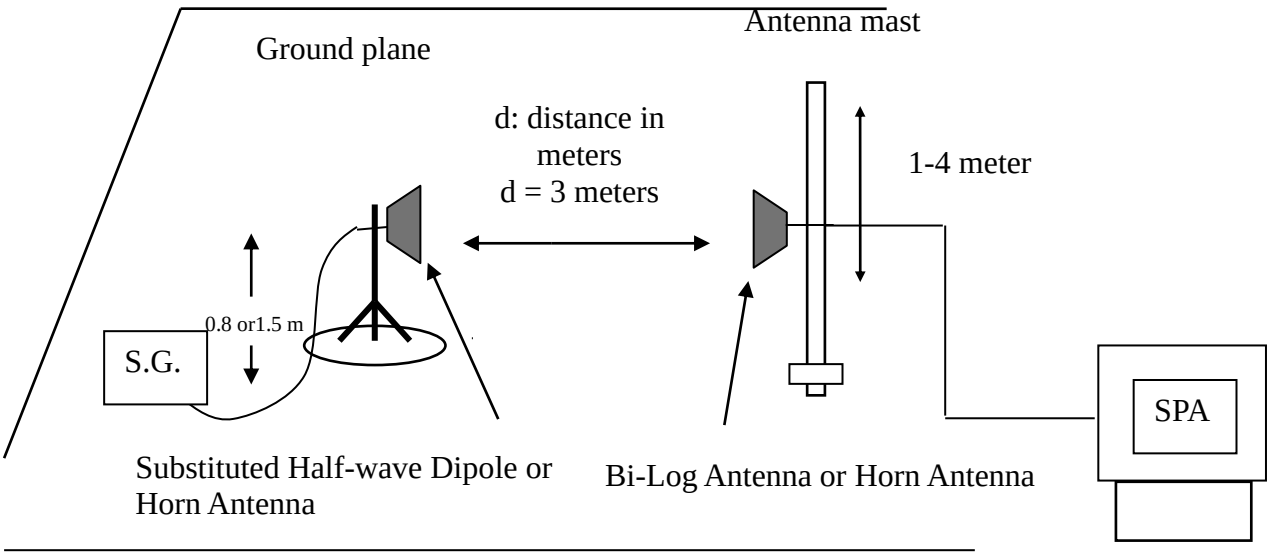

TEST PROCEDURES

1. According to KDB 971168 D01 and ANSI C63.26.
2. The EUT was placed on a turntable
   (1) Below 1G : 0.8m
   (2) Above 1G : 1.5m
   (3) EUT set 3m from the receiving antenna
   (4) The table was rotated 360 degrees of the highest spurious emission to determine the position.
3. Set the spectrum analyzer , RBW=1MHz, VBW=3MHz.
4. A horn antenna was driven by a signal generator.
5. Tune the output power of signal generator to the same emission level with EUT maximum spurious emission.

This document cannot be reproduced except in full, without prior written approval of the Company. 本報告未經本公司書面許可，不可部份複製。

Test Results

LTE Band 13 / BW: 10MHz / QPSK / RB =1, RB Offset = 0

Operation Mode:	Tx / Low CH	**Test Date:**	December 14, 2020
Temperature:	20.6℃	**Tested by:**	Ray Li
Humidity:	65% RH	**Polarity:**	Ver.

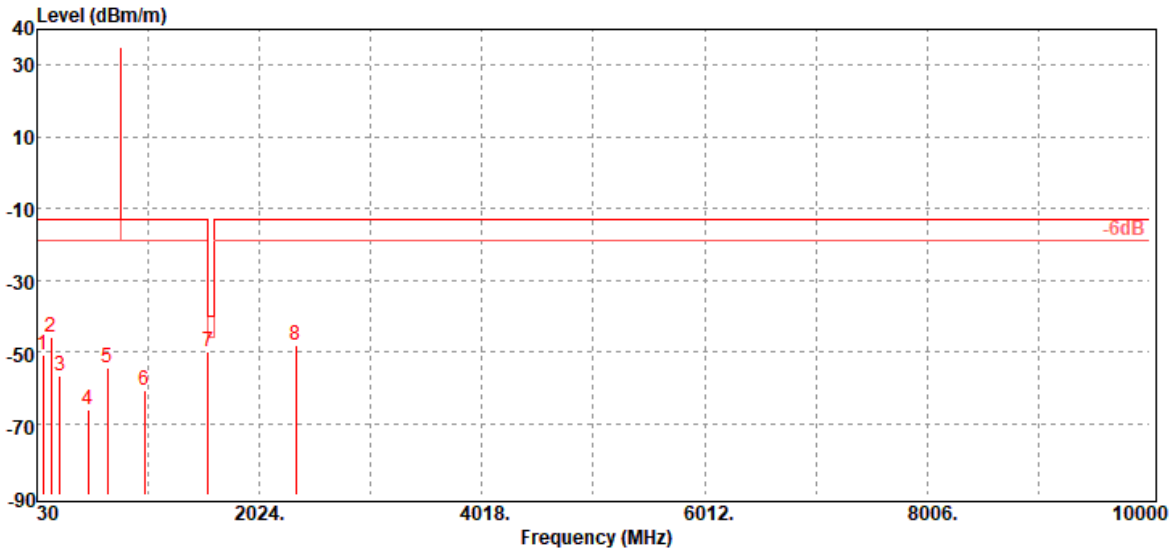

Freq. MHz	ERP/EIRP dBm	SG Output Level dBm	Antenna Gain dBd/dBi	Cable Loss dB	Limit dBm	Margin dB	Antenna Polarization (V/H)
86.26	-50.94	-42.63	-7.55	-0.76	-13.00	-37.94	V
153.19	-46.02	-38.28	-6.72	-1.02	-13.00	-33.02	V
233.70	-56.89	-53.53	-2.10	-1.26	-13.00	-43.89	V
488.81	-66.27	-62.21	-2.22	-1.84	-13.00	-53.27	V
658.56	-54.64	-51.02	-1.46	-2.16	-13.00	-41.64	V
990.30	-60.92	-56.86	-1.40	-2.66	-13.00	-47.92	V
1564.00	-50.16	-56.10	9.38	-3.44	-40.00	-10.16	V
2346.00	-48.17	-53.65	9.87	-4.39	-13.00	-35.17	V

This document cannot be reproduced except in full, without prior written approval of the Company. 本報告未經本公司書面許可，不可部份複製。

Operation Mode:	Tx / Low CH	**Test Date:**	December 14, 2020
Temperature:	20.6℃	**Tested by:**	Ray Li
Humidity:	65% RH	**Polarity:**	Hor.

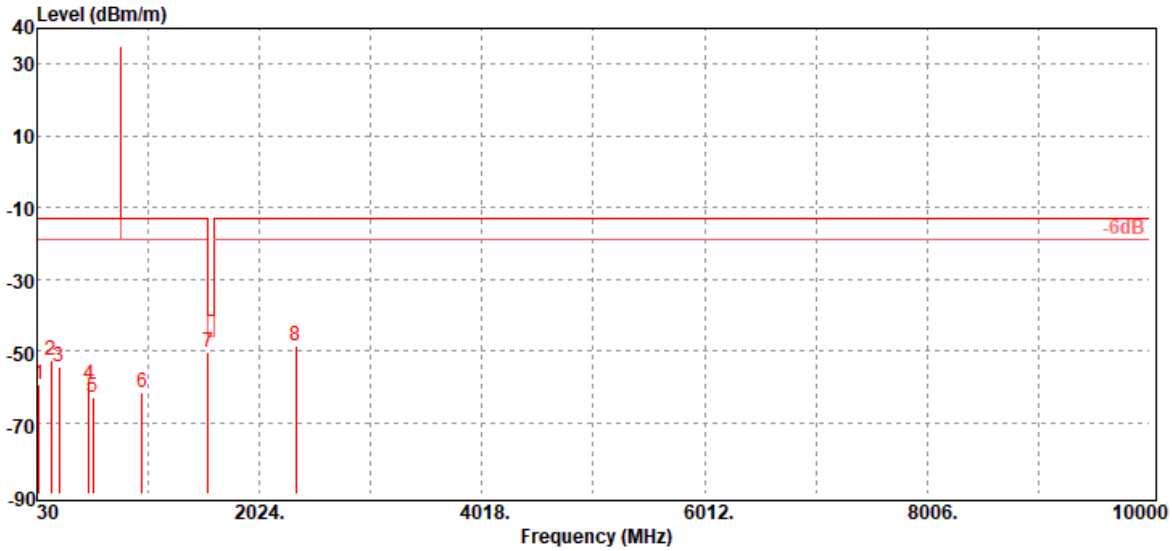

Freq. MHz	ERP/EIRP dBm	SG Output Level dBm	Antenna Gain dBd/dBi	Cable Loss dB	Limit dBm	Margin dB	Antenna Polarization (V/H)
46.49	-59.55	-44.64	-14.36	-0.55	-13.00	-46.55	H
156.10	-52.61	-44.99	-6.59	-1.03	-13.00	-39.61	H
230.79	-54.41	-51.06	-2.10	-1.25	-13.00	-41.41	H
495.60	-59.57	-55.71	-2.00	-1.86	-13.00	-46.57	H
532.46	-62.94	-59.72	-1.30	-1.92	-13.00	-49.94	H
967.99	-61.73	-57.79	-1.30	-2.64	-13.00	-48.73	H
1564.00	-50.37	-56.31	9.38	-3.44	-40.00	-10.37	H
2346.00	-48.40	-53.88	9.87	-4.39	-13.00	-35.40	H

This document cannot be reproduced except in full, without prior written approval of the Company. 本報告未經本公司書面許可，不可部份複製。

LTE Band 7 / BW: 20MHz / QPSK / RB =1, RB Offset = 0

Operation Mode:	Tx / Low CH	**Test Date:**	December 14, 2020
Temperature:	20.6℃	**Tested by:**	Ray Li
Humidity:	65% RH	**Polarity:**	Ver.

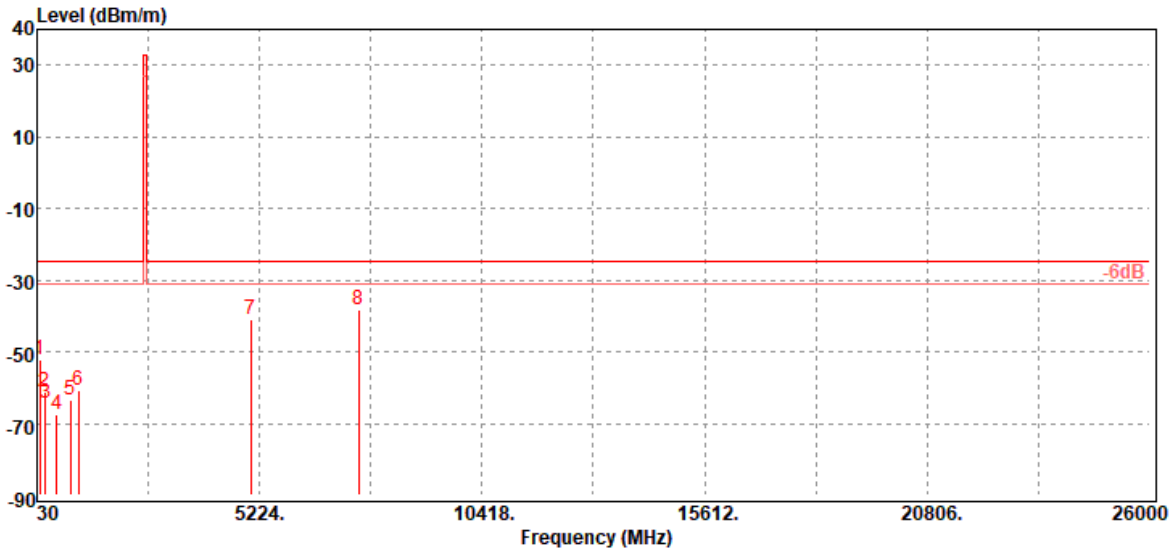

Freq. MHz	ERP/EIRP dBm	SG Output Level dBm	Antenna Gain dBd/dBi	Cable Loss dB	Limit dBm	Margin dB	Antenna Polarization (V/H)
88.20	-52.13	-44.20	-7.16	-0.77	-25.00	-27.13	V
202.66	-61.42	-56.51	-3.74	-1.17	-25.00	-36.42	V
222.06	-64.58	-61.40	-1.96	-1.22	-25.00	-39.58	V
498.51	-67.64	-63.77	-2.00	-1.87	-25.00	-42.64	V
817.64	-63.50	-59.59	-1.51	-2.40	-25.00	-38.50	V
990.30	-60.59	-56.53	-1.40	-2.66	-25.00	-35.59	V
5020.00	-41.11	-47.00	12.46	-6.57	-25.00	-16.11	V
7530.00	-38.31	-41.06	10.86	-8.11	-25.00	-13.31	V

This document cannot be reproduced except in full, without prior written approval of the Company. 本報告未經本公司書面許可，不可部份複製。

Operation Mode:	Tx / Low CH	**Test Date:**	December 14, 2020
Temperature:	20.6℃	**Tested by:**	Ray Li
Humidity:	65% RH	**Polarity:**	Hor.

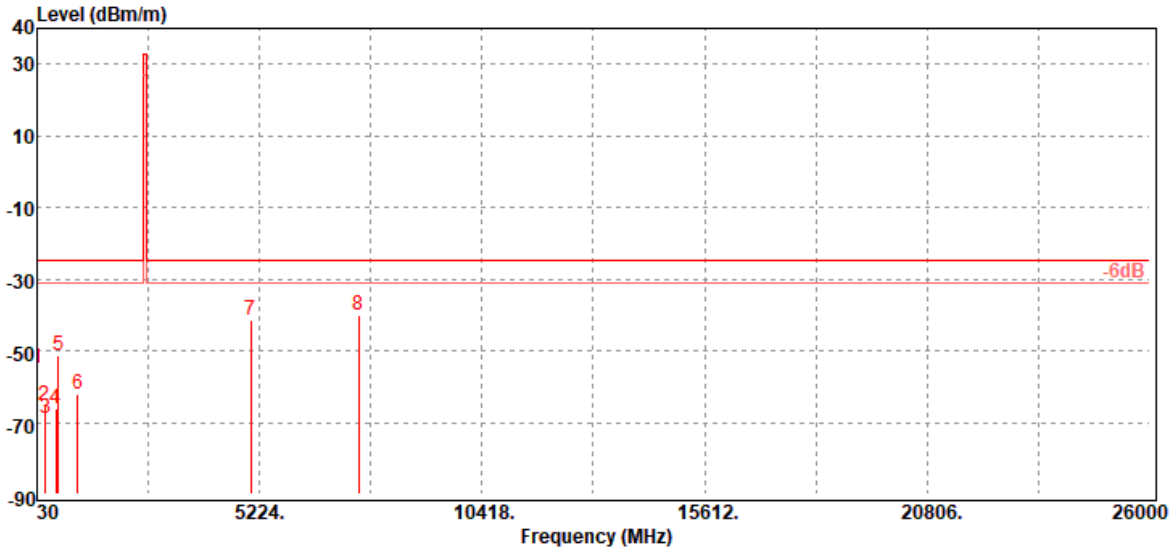

Freq. MHz	ERP/EIRP dBm	SG Output Level dBm	Antenna Gain dBd/dBi	Cable Loss dB	Limit dBm	Margin dB	Antenna Polarization (V/H)
32.91	-54.98	-27.32	-27.19	-0.47	-25.00	-29.98	H
202.66	-65.19	-60.28	-3.74	-1.17	-25.00	-40.19	H
219.15	-68.78	-65.54	-2.02	-1.22	-25.00	-43.78	H
479.11	-66.25	-62.03	-2.40	-1.82	-25.00	-41.25	H
529.55	-51.44	-48.22	-1.30	-1.92	-25.00	-26.44	H
972.84	-61.97	-57.97	-1.36	-2.64	-25.00	-36.97	H
5020.00	-41.43	-47.32	12.46	-6.57	-25.00	-16.43	H
7530.00	-39.85	-42.60	10.86	-8.11	-25.00	-14.85	H

This document cannot be reproduced except in full, without prior written approval of the Company. 本報告未經本公司書面許可，不可部份複製。

Operation Mode:	Tx / Mid CH	**Test Date:**	December 14, 2020
Temperature:	20.6℃	**Tested by:**	Ray Li
Humidity:	65% RH	**Polarity:**	Ver.

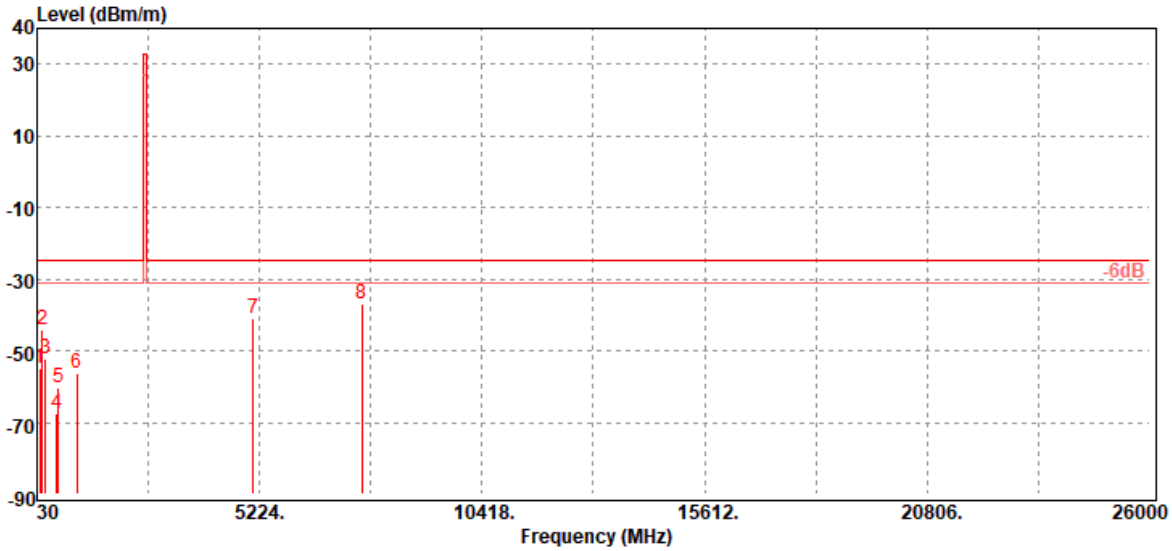

Freq. MHz	ERP/EIRP dBm	SG Output Level dBm	Antenna Gain dBd/dBi	Cable Loss dB	Limit dBm	Margin dB	Antenna Polarization (V/H)
88.20	-54.77	-46.84	-7.16	-0.77	-25.00	-29.77	V
154.16	-44.17	-36.37	-6.78	-1.02	-25.00	-19.17	V
222.06	-52.04	-48.86	-1.96	-1.22	-25.00	-27.04	V
498.51	-67.36	-63.49	-2.00	-1.87	-25.00	-42.36	V
527.61	-60.32	-57.10	-1.30	-1.92	-25.00	-35.32	V
959.26	-56.26	-52.34	-1.29	-2.63	-25.00	-31.26	V
5070.00	-40.93	-46.79	12.48	-6.62	-25.00	-15.93	V
7605.00	-36.80	-39.84	11.20	-8.16	-25.00	-11.80	V

This document cannot be reproduced except in full, without prior written approval of the Company. 本報告未經本公司書面許可，不可部份複製。

Operation Mode:	Tx / Mid CH	**Test Date:**	December 14, 2020
Temperature:	20.6℃	**Tested by:**	Ray Li
Humidity:	65% RH	**Polarity:**	Hor.

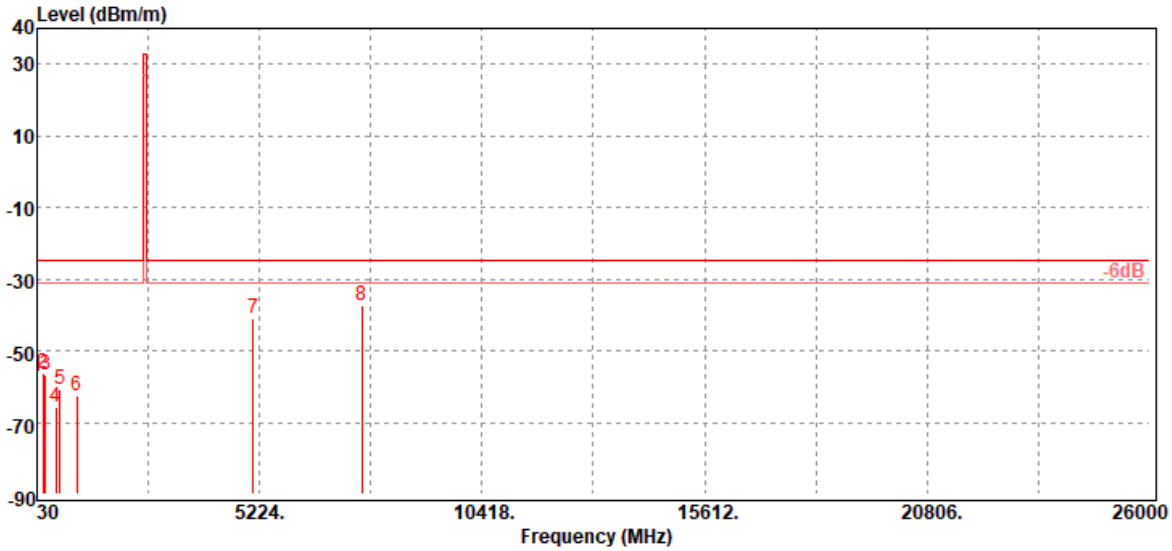

Freq. MHz	ERP/EIRP dBm	SG Output Level dBm	Antenna Gain dBd/dBi	Cable Loss dB	Limit dBm	Margin dB	Antenna Polarization (V/H)
47.46	-57.27	-43.18	-13.53	-0.56	-25.00	-32.27	H
167.74	-56.06	-49.45	-5.55	-1.06	-25.00	-31.06	H
224.00	-56.92	-53.77	-1.92	-1.23	-25.00	-31.92	H
478.14	-65.59	-61.37	-2.40	-1.82	-25.00	-40.59	H
573.20	-60.82	-57.41	-1.40	-2.01	-25.00	-35.82	H
963.14	-62.61	-58.68	-1.30	-2.63	-25.00	-37.61	H
5070.00	-41.05	-46.91	12.48	-6.62	-25.00	-16.05	H
7605.00	-37.24	-40.28	11.20	-8.16	-25.00	-12.24	H

This document cannot be reproduced except in full, without prior written approval of the Company. 本報告未經本公司書面許可，不可部份複製。

Operation Mode:	Tx / High CH	**Test Date:**	December 14, 2020
Temperature:	20.6℃	**Tested by:**	Ray Li
Humidity:	65% RH	**Polarity:**	Ver.

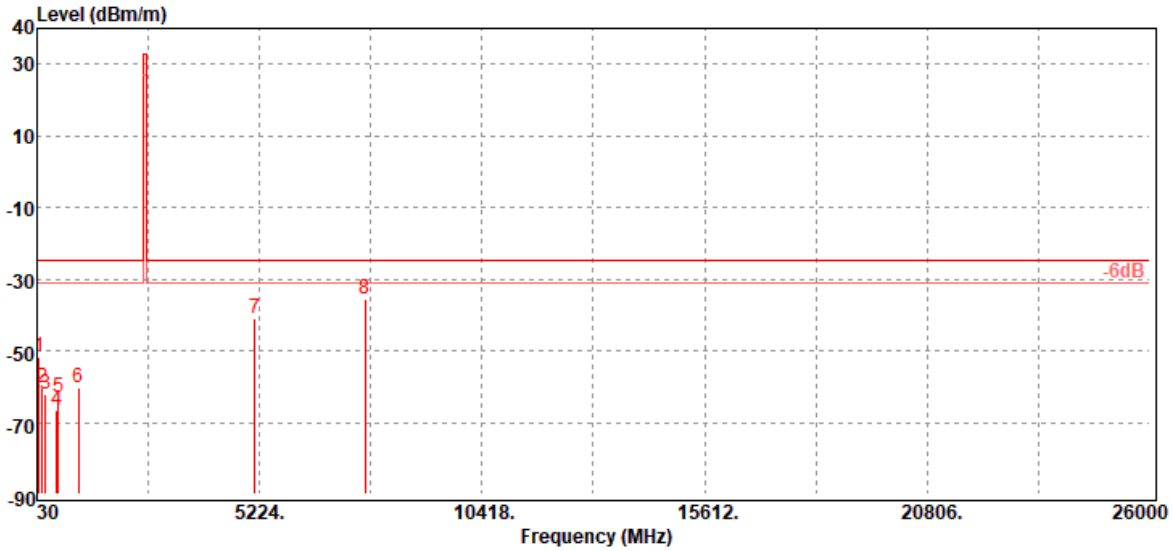

Freq. MHz	ERP/EIRP dBm	SG Output Level dBm	Antenna Gain dBd/dBi	Cable Loss dB	Limit dBm	Margin dB	Antenna Polarization (V/H)
86.26	-51.61	-43.30	-7.55	-0.76	-25.00	-26.61	V
153.19	-60.36	-52.62	-6.72	-1.02	-25.00	-35.36	V
222.06	-61.92	-58.74	-1.96	-1.22	-25.00	-36.92	V
488.81	-66.77	-62.71	-2.22	-1.84	-25.00	-41.77	V
532.46	-62.90	-59.68	-1.30	-1.92	-25.00	-37.90	V
995.15	-60.47	-56.40	-1.40	-2.67	-25.00	-35.47	V
5120.00	-40.98	-46.95	12.64	-6.67	-25.00	-15.98	V
7680.00	-35.72	-38.72	11.20	-8.20	-25.00	-10.72	V

This document cannot be reproduced except in full, without prior written approval of the Company. 本報告未經本公司書面許可，不可部份複製。

Operation Mode:	Tx / High CH	**Test Date:**	December 14, 2020
Temperature:	20.6℃	**Tested by:**	Ray Li
Humidity:	65% RH	**Polarity:**	Hor.

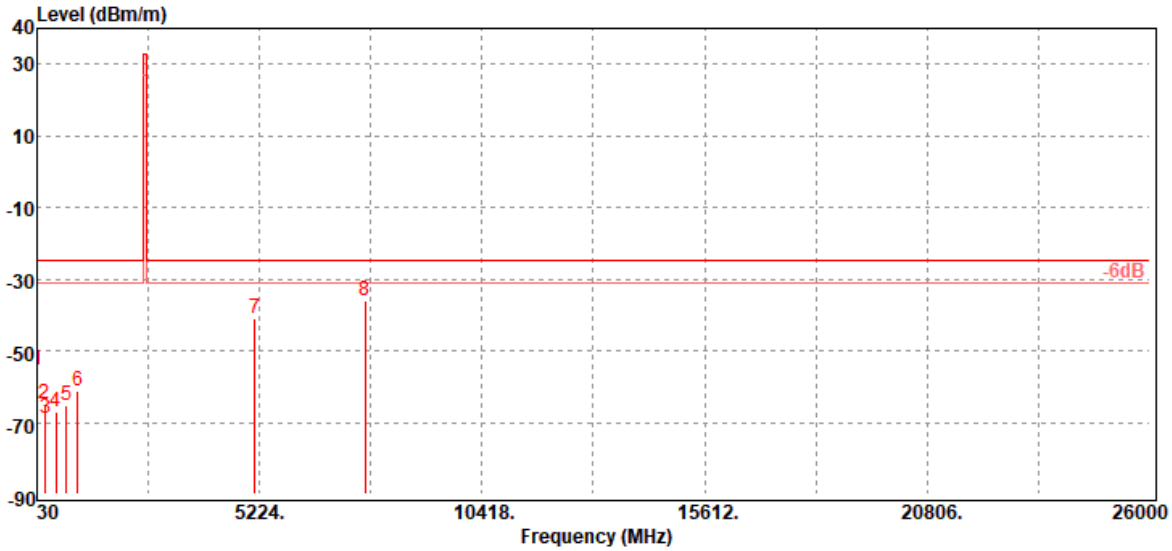

Freq. MHz	ERP/EIRP dBm	SG Output Level dBm	Antenna Gain dBd/dBi	Cable Loss dB	Limit dBm	Margin dB	Antenna Polarization (V/H)
32.91	-55.19	-27.53	-27.19	-0.47	-25.00	-30.19	H
204.60	-64.61	-60.47	-2.96	-1.18	-25.00	-39.61	H
219.15	-68.65	-65.41	-2.02	-1.22	-25.00	-43.65	H
478.14	-66.87	-62.65	-2.40	-1.82	-25.00	-41.87	H
713.85	-65.16	-61.51	-1.40	-2.25	-25.00	-40.16	H
988.36	-61.27	-57.21	-1.40	-2.66	-25.00	-36.27	H
5120.00	-41.08	-47.05	12.64	-6.67	-25.00	-16.08	H
7680.00	-35.97	-38.97	11.20	-8.20	-25.00	-10.97	H

This document cannot be reproduced except in full, without prior written approval of the Company. 本報告未經本公司書面許可，不可部份複製。

LTE Band 4 / BW: 20MHz / QPSK / RB =1, RB Offset = 0

Operation Mode:	Tx / Low CH	**Test Date:**	December 14, 2020
Temperature:	20.6℃	**Tested by:**	Ray Li
Humidity:	65% RH	**Polarity:**	Ver.

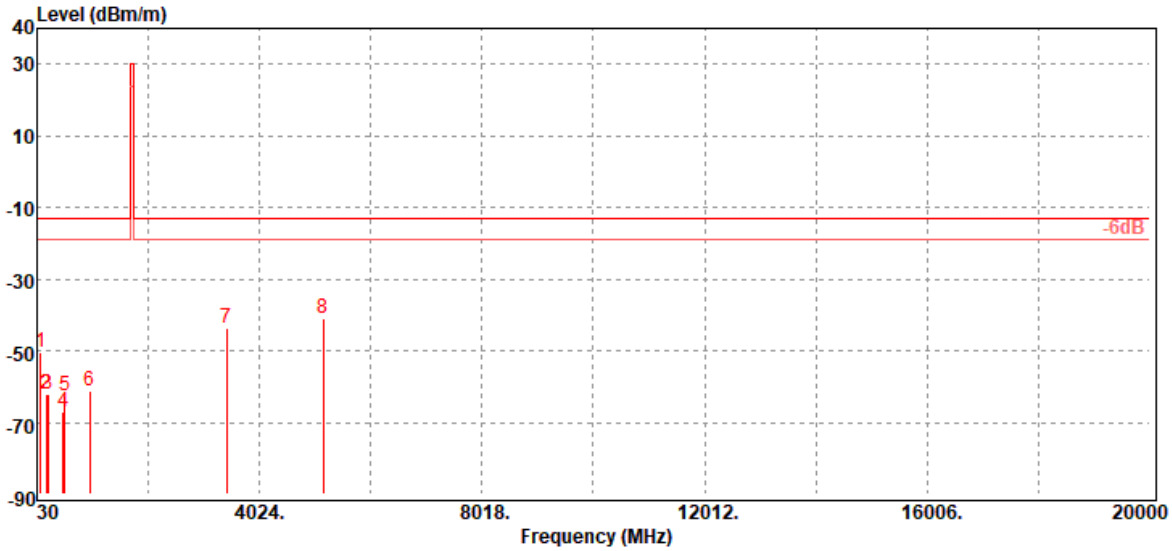

Freq. MHz	ERP/EIRP dBm	SG Output Level dBm	Antenna Gain dBd/dBi	Cable Loss dB	Limit dBm	Margin dB	Antenna Polarization (V/H)
88.20	-50.50	-42.57	-7.16	-0.77	-13.00	-37.50	V
201.69	-62.02	-56.73	-4.12	-1.17	-13.00	-49.02	V
221.09	-62.19	-58.99	-1.98	-1.22	-13.00	-49.19	V
495.60	-67.19	-63.33	-2.00	-1.86	-13.00	-54.19	V
531.49	-62.44	-59.22	-1.30	-1.92	-13.00	-49.44	V
983.51	-61.10	-57.08	-1.37	-2.65	-13.00	-48.10	V
3440.00	-43.53	-50.74	12.72	-5.51	-13.00	-30.53	V
5160.00	-40.86	-46.91	12.76	-6.71	-13.00	-27.86	V

This document cannot be reproduced except in full, without prior written approval of the Company. 本報告未經本公司書面許可，不可部份複製。

Operation Mode:	Tx / Low CH	**Test Date:**	December 14, 2020
Temperature:	20.6℃	**Tested by:**	Ray Li
Humidity:	65% RH	**Polarity:**	Hor.

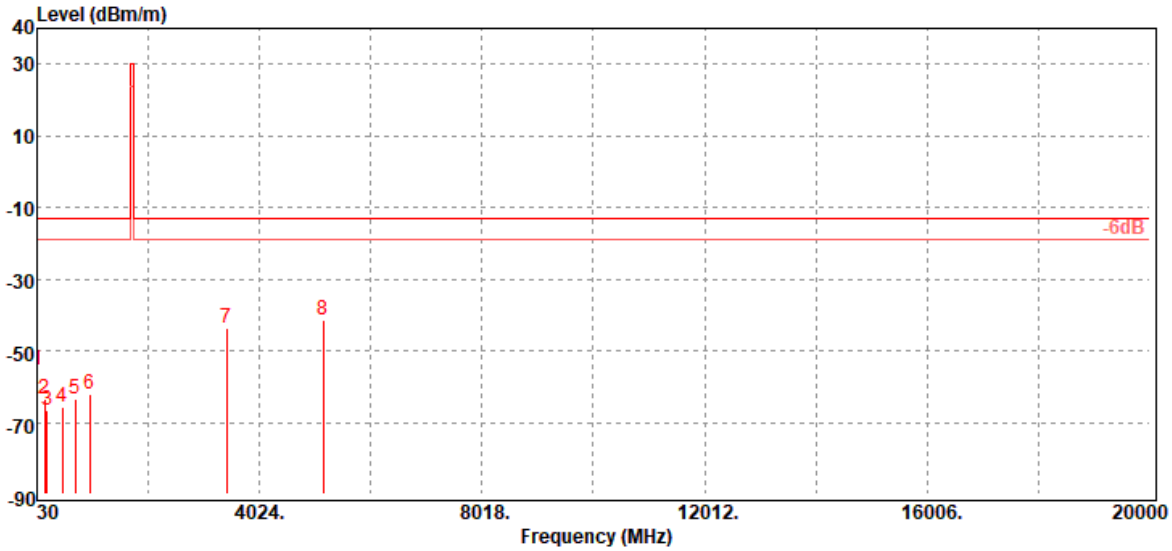

Freq. MHz	ERP/EIRP dBm	SG Output Level dBm	Antenna Gain dBd/dBi	Cable Loss dB	Limit dBm	Margin dB	Antenna Polarization (V/H)
32.91	-55.37	-27.71	-27.19	-0.47	-13.00	-42.37	H
172.59	-63.53	-57.31	-5.14	-1.08	-13.00	-50.53	H
209.45	-66.73	-63.36	-2.18	-1.19	-13.00	-53.73	H
478.14	-65.55	-61.33	-2.40	-1.82	-13.00	-52.55	H
715.79	-63.33	-59.68	-1.40	-2.25	-13.00	-50.33	H
973.81	-62.20	-58.18	-1.38	-2.64	-13.00	-49.20	H
3440.00	-43.79	-51.00	12.72	-5.51	-13.00	-30.79	H
5160.00	-41.32	-47.37	12.76	-6.71	-13.00	-28.32	H

This document cannot be reproduced except in full, without prior written approval of the Company. 本報告未經本公司書面許可，不可部份複製。

Operation Mode:	Tx / Mid CH	**Test Date:**	December 14, 2020
Temperature:	20.6℃	**Tested by:**	Ray Li
Humidity:	65% RH	**Polarity:**	Ver.

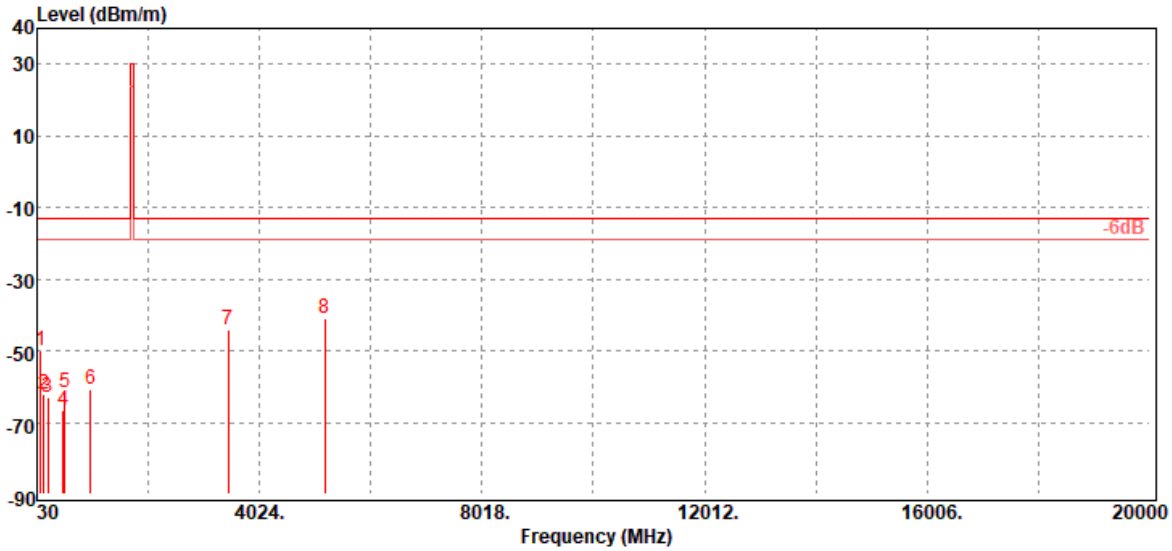

Freq. MHz	ERP/EIRP dBm	SG Output Level dBm	Antenna Gain dBd/dBi	Cable Loss dB	Limit dBm	Margin dB	Antenna Polarization (V/H)
88.20	-49.84	-41.91	-7.16	-0.77	-13.00	-36.84	V
151.25	-62.30	-54.24	-7.05	-1.01	-13.00	-49.30	V
222.06	-62.89	-59.71	-1.96	-1.22	-13.00	-49.89	V
495.60	-66.66	-62.80	-2.00	-1.86	-13.00	-53.66	V
532.46	-61.64	-58.42	-1.30	-1.92	-13.00	-48.64	V
992.24	-60.73	-56.66	-1.40	-2.67	-13.00	-47.73	V
3465.00	-44.13	-51.24	12.64	-5.53	-13.00	-31.13	V
5197.50	-41.12	-47.35	12.98	-6.75	-13.00	-28.12	V

This document cannot be reproduced except in full, without prior written approval of the Company. 本報告未經本公司書面許可，不可部份複製。

Operation Mode:	Tx / Mid CH	**Test Date:**	December 14, 2020
Temperature:	20.6℃	**Tested by:**	Ray Li
Humidity:	65% RH	**Polarity:**	Hor.

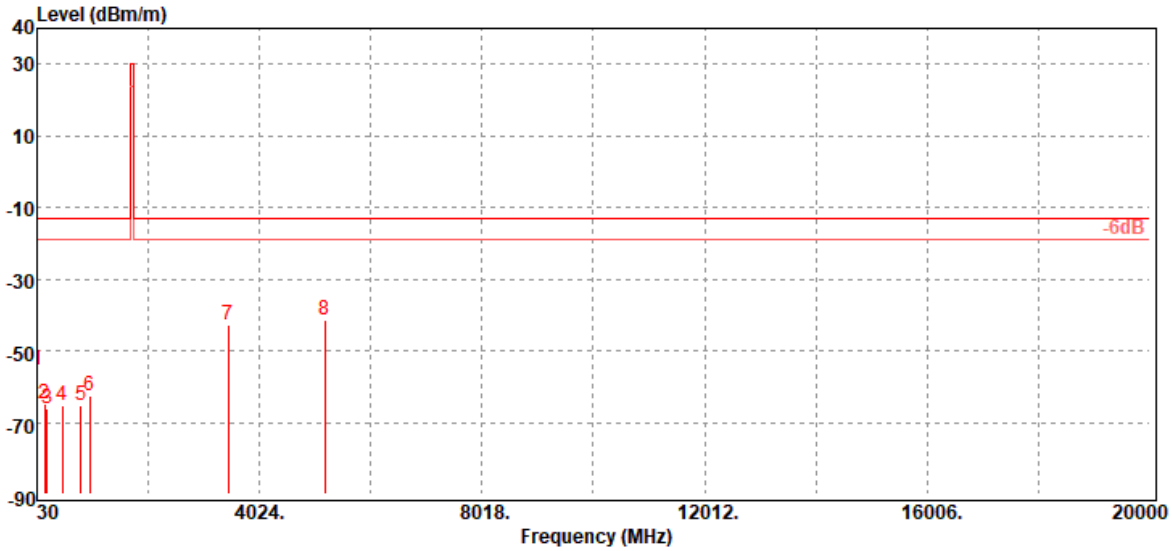

Freq. MHz	ERP/EIRP dBm	SG Output Level dBm	Antenna Gain dBd/dBi	Cable Loss dB	Limit dBm	Margin dB	Antenna Polarization (V/H)
32.91	-55.52	-27.86	-27.19	-0.47	-13.00	-42.52	H
172.59	-64.72	-58.50	-5.14	-1.08	-13.00	-51.72	H
209.45	-66.27	-62.90	-2.18	-1.19	-13.00	-53.27	H
478.14	-65.12	-60.90	-2.40	-1.82	-13.00	-52.12	H
815.70	-65.23	-61.40	-1.43	-2.40	-13.00	-52.23	H
970.90	-62.62	-58.66	-1.32	-2.64	-13.00	-49.62	H
3465.00	-42.60	-49.71	12.64	-5.53	-13.00	-29.60	H
5197.50	-41.27	-47.50	12.98	-6.75	-13.00	-28.27	H

This document cannot be reproduced except in full, without prior written approval of the Company. 本報告未經本公司書面許可，不可部份複製。

Operation Mode:	Tx / High CH	**Test Date:**	December 14, 2020
Temperature:	20.6℃	**Tested by:**	Ray Li
Humidity:	65% RH	**Polarity:**	Ver.

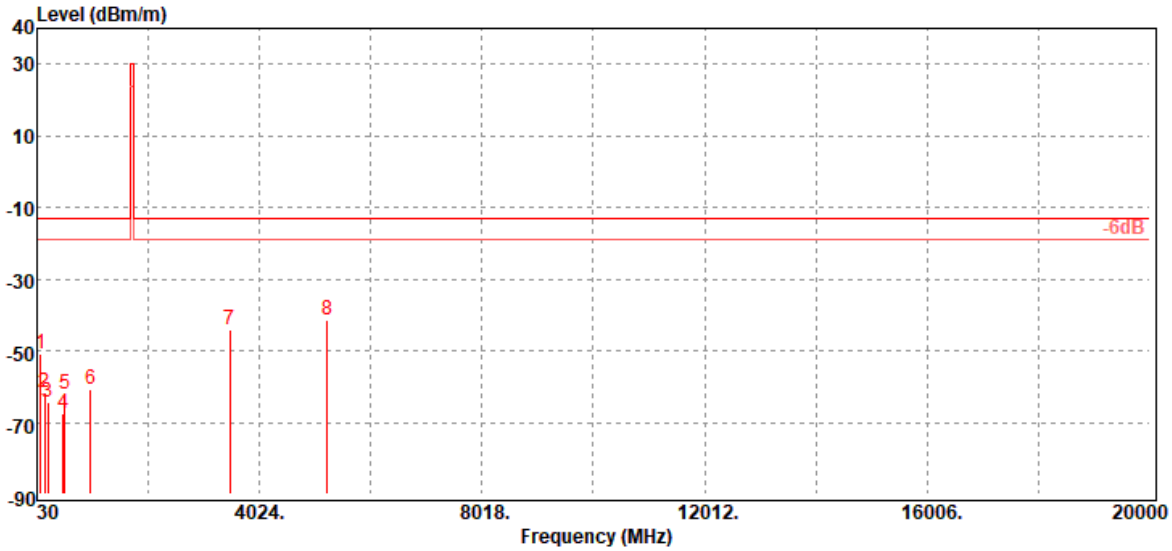

Freq. MHz	ERP/EIRP dBm	SG Output Level dBm	Antenna Gain dBd/dBi	Cable Loss dB	Limit dBm	Margin dB	Antenna Polarization (V/H)
88.20	-50.87	-42.94	-7.16	-0.77	-13.00	-37.87	V
162.89	-61.69	-54.63	-6.01	-1.05	-13.00	-48.69	V
221.09	-64.26	-61.06	-1.98	-1.22	-13.00	-51.26	V
492.69	-67.42	-63.48	-2.09	-1.85	-13.00	-54.42	V
532.46	-62.00	-58.78	-1.30	-1.92	-13.00	-49.00	V
992.24	-60.98	-56.91	-1.40	-2.67	-13.00	-47.98	V
3490.00	-44.08	-51.07	12.54	-5.55	-13.00	-31.08	V
5235.00	-41.48	-47.83	13.14	-6.79	-13.00	-28.48	V

This document cannot be reproduced except in full, without prior written approval of the Company. 本報告未經本公司書面許可，不可部份複製。

Operation Mode:	Tx / High CH	**Test Date:**	December 14, 2020
Temperature:	20.6℃	**Tested by:**	Ray Li
Humidity:	65% RH	**Polarity:**	Hor.

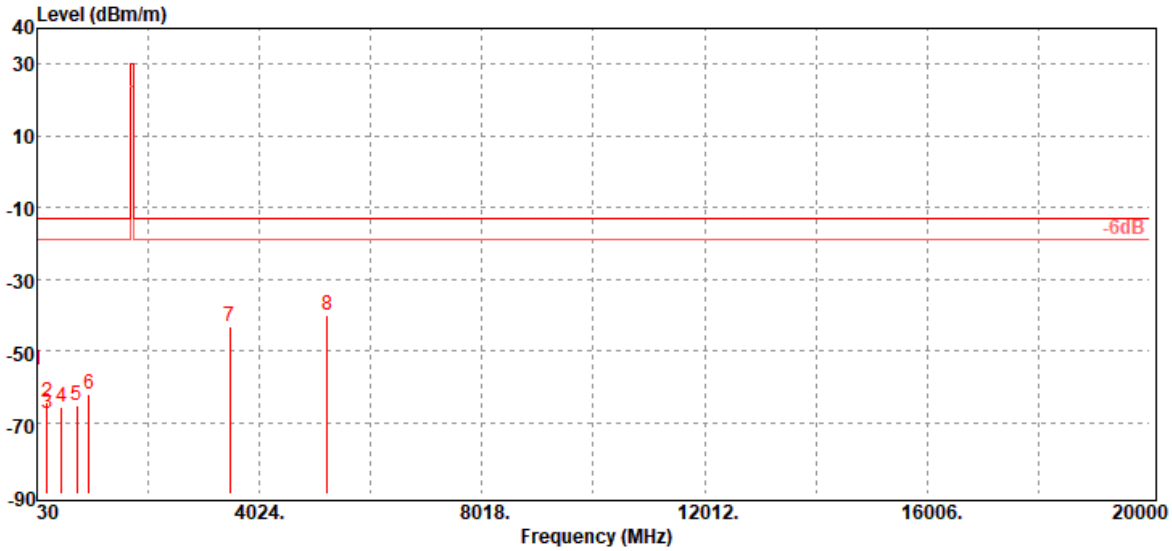

Freq. MHz	ERP/EIRP dBm	SG Output Level dBm	Antenna Gain dBd/dBi	Cable Loss dB	Limit dBm	Margin dB	Antenna Polarization (V/H)
32.91	-55.20	-27.54	-27.19	-0.47	-13.00	-42.20	H
204.60	-64.20	-60.06	-2.96	-1.18	-13.00	-51.20	H
209.45	-67.42	-64.05	-2.18	-1.19	-13.00	-54.42	H
473.29	-65.64	-61.43	-2.40	-1.81	-13.00	-52.64	H
749.74	-65.29	-61.58	-1.40	-2.31	-13.00	-52.29	H
961.20	-62.08	-58.15	-1.30	-2.63	-13.00	-49.08	H
3490.00	-43.09	-50.08	12.54	-5.55	-13.00	-30.09	H
5235.00	-40.19	-46.54	13.14	-6.79	-13.00	-27.19	H

- End of Test Report -

This document cannot be reproduced except in full, without prior written approval of the Company. 本報告未經本公司書面許可，不可部份複製。