6.2.Test Graphs

11A_Ant1_Low_5180

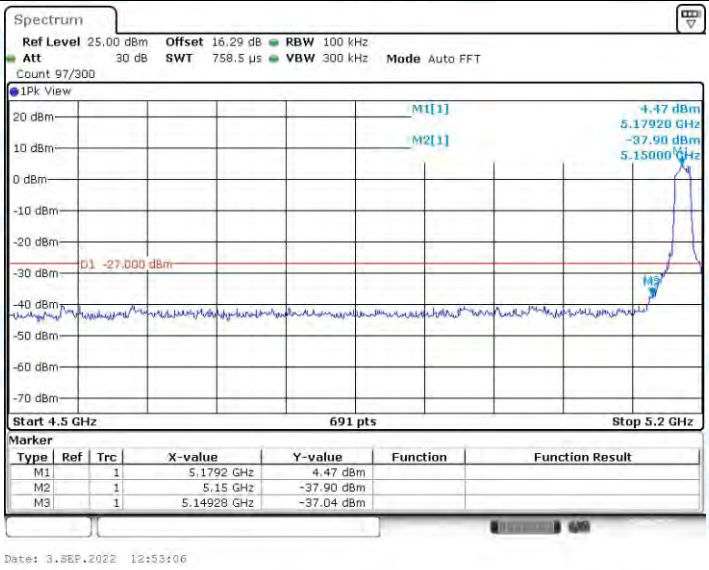

11A_Ant1_High_5240

11A_Ant1_High_5320

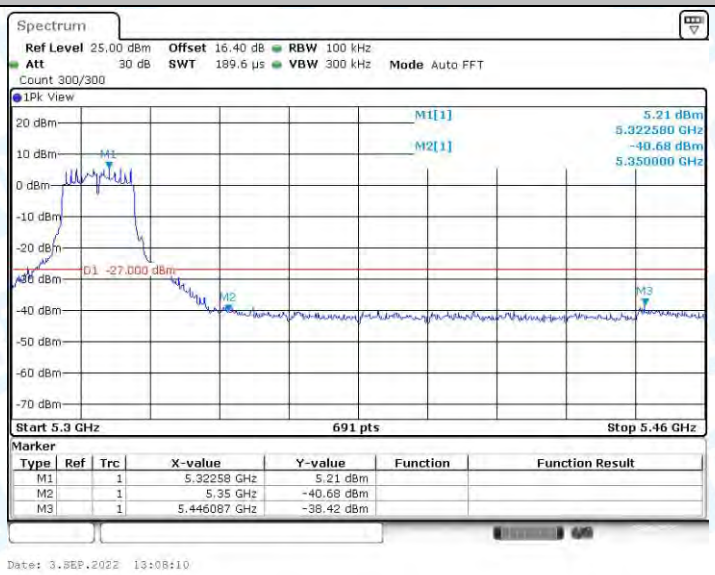

11A_Ant1_Low_5500

11A_Ant1_High_5700

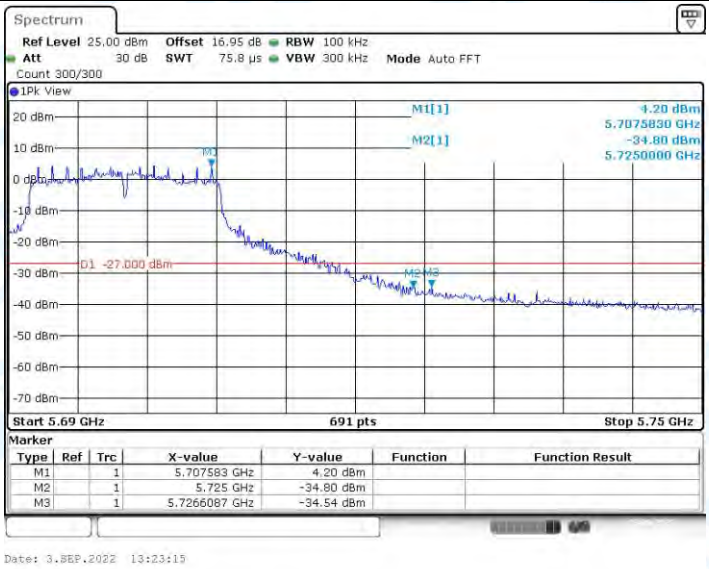

11N20SISO_Ant1_Low_5180

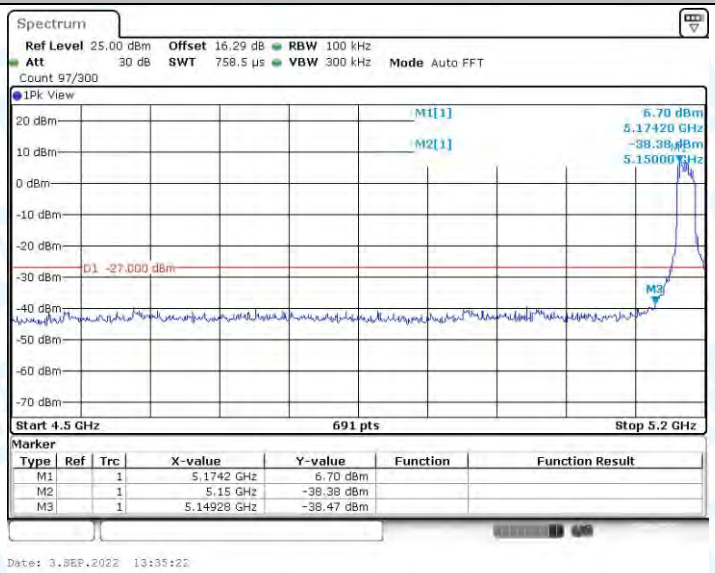

11N20SISO_Ant1_High_5320

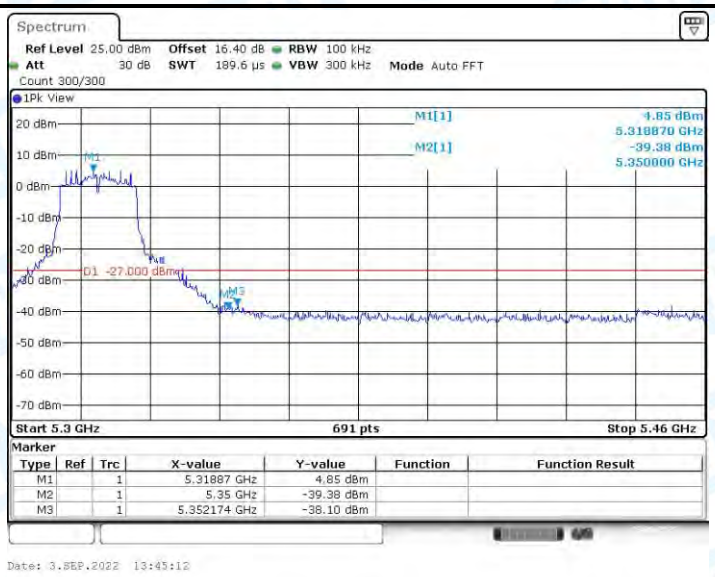

11N20SISO_Ant1_Low_5500

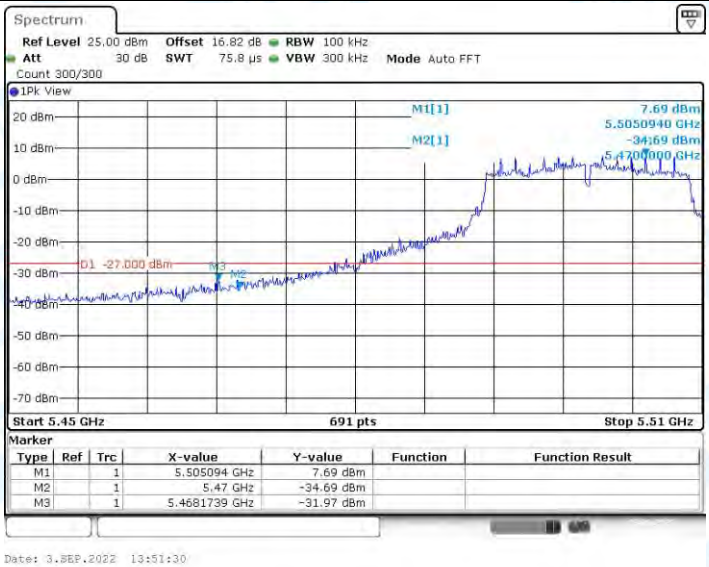

11N20SISO_Ant1_High_5700

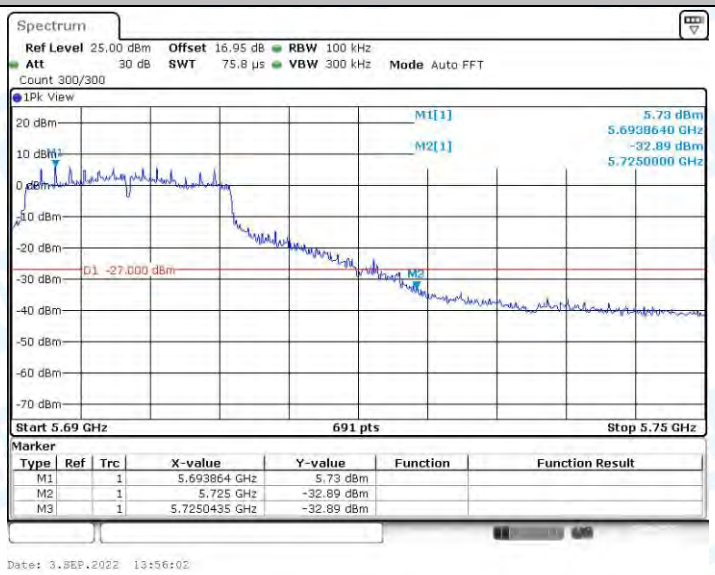

11N40SISO_Ant1_Low_5190

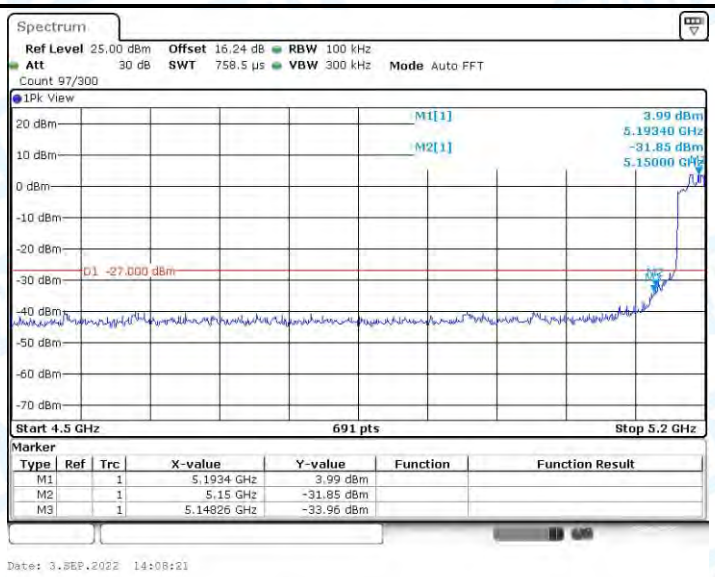

11N40SISO_Ant1_High_5310

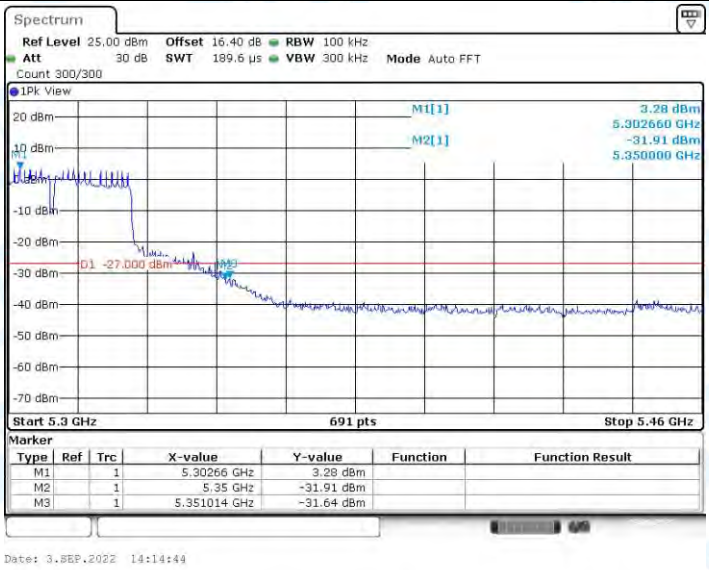

11N40SISO_Ant1_Low_5510

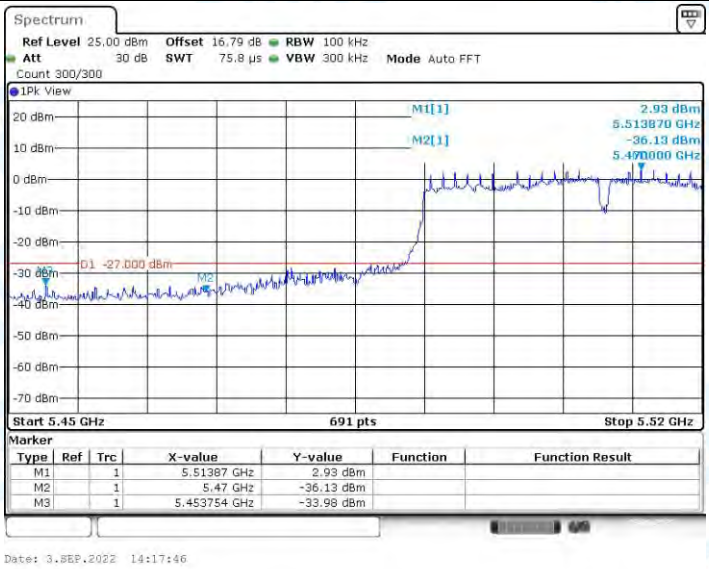

11N40SISO_Ant1_High_5670

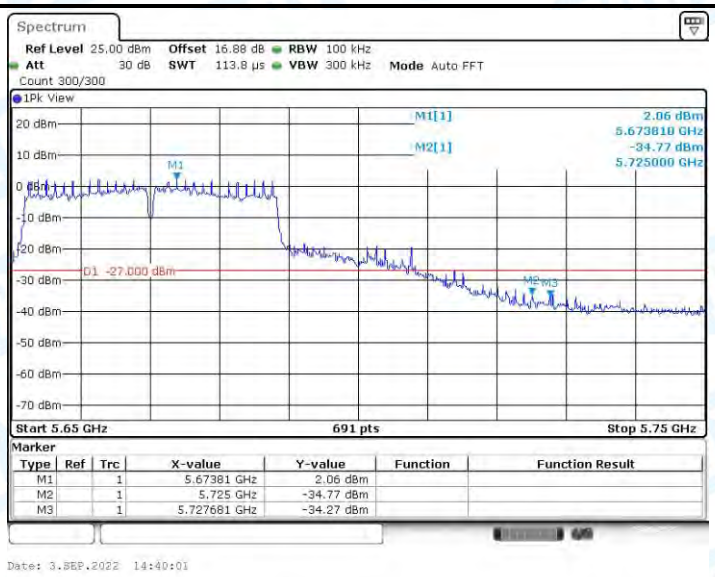

11AC20SISO_Ant1_Low_5180

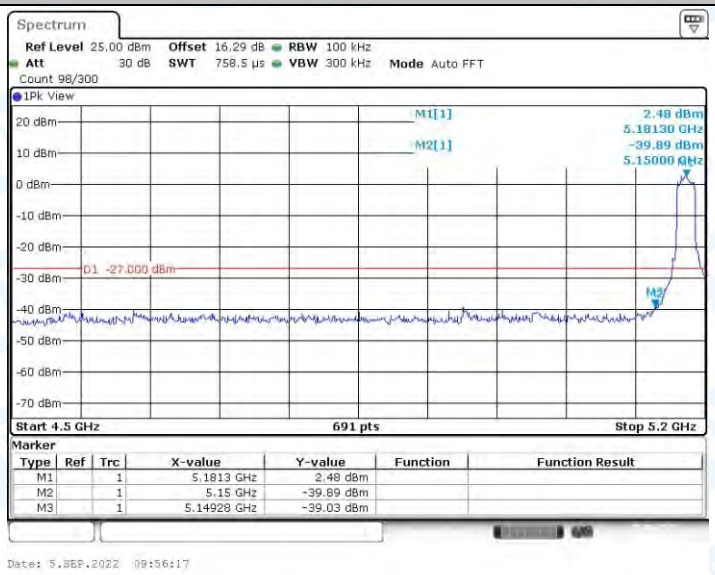

11AC20SISO_Ant1_High_5320

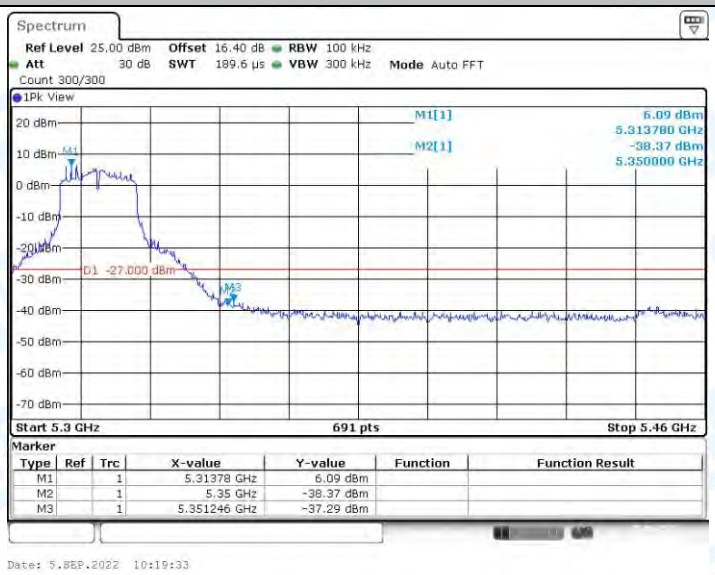

11AC20SISO_Ant1_Low_5500

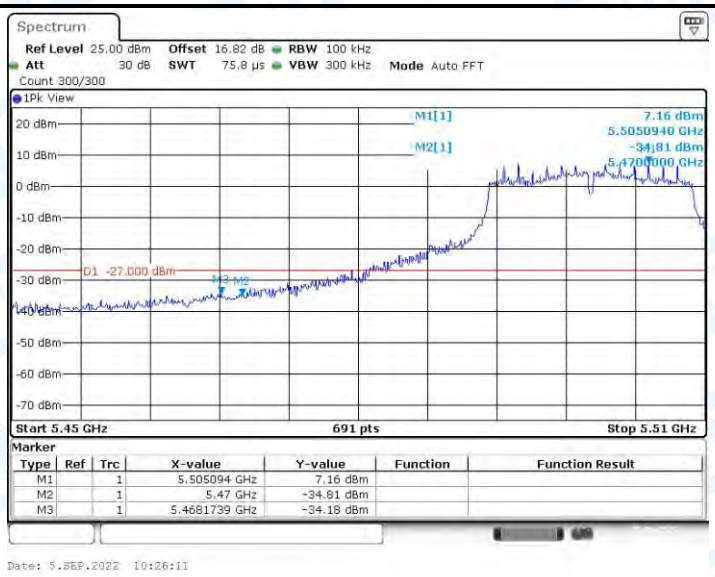

11AC20SISO_Ant1_High_5700

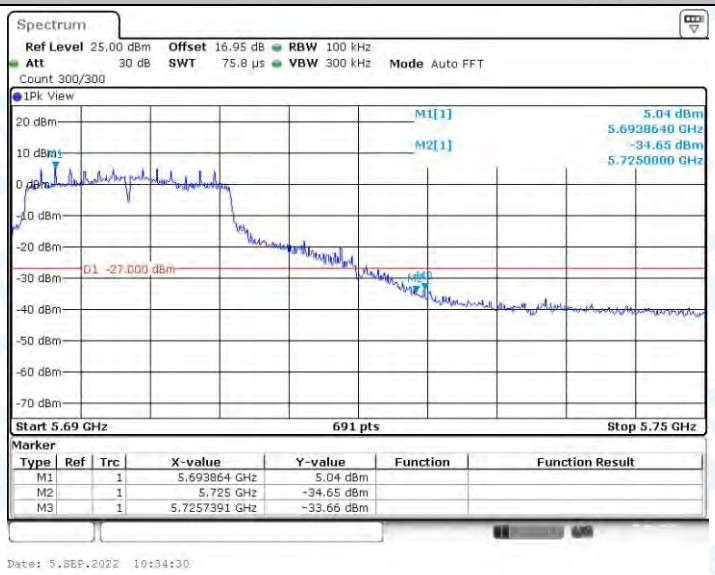

11AC40SISO_Ant1_Low_5190

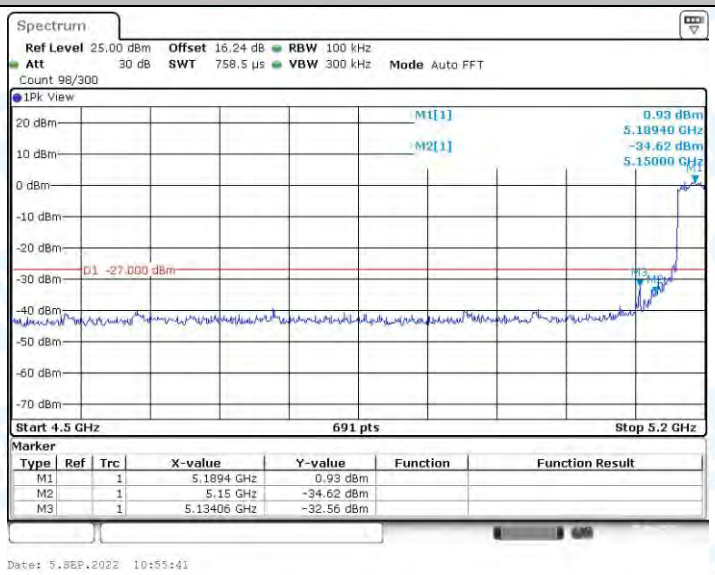

11AC40SISO_Ant1_High_5310

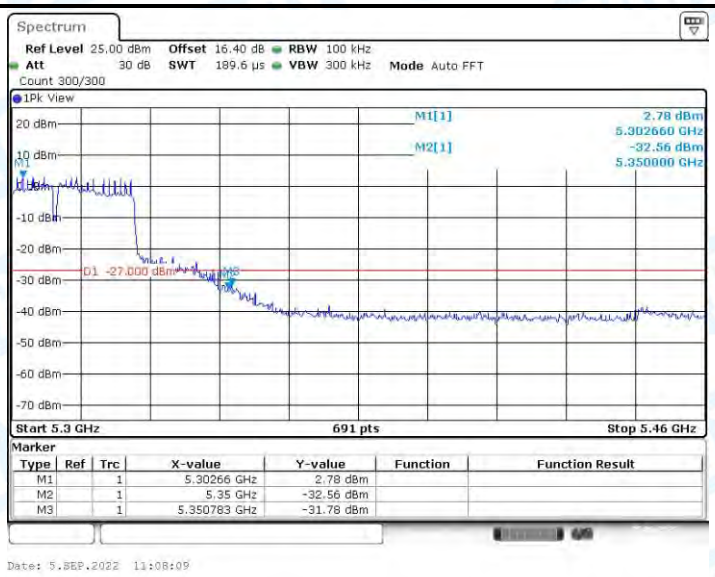

11AC40SISO_Ant1_Low_5510

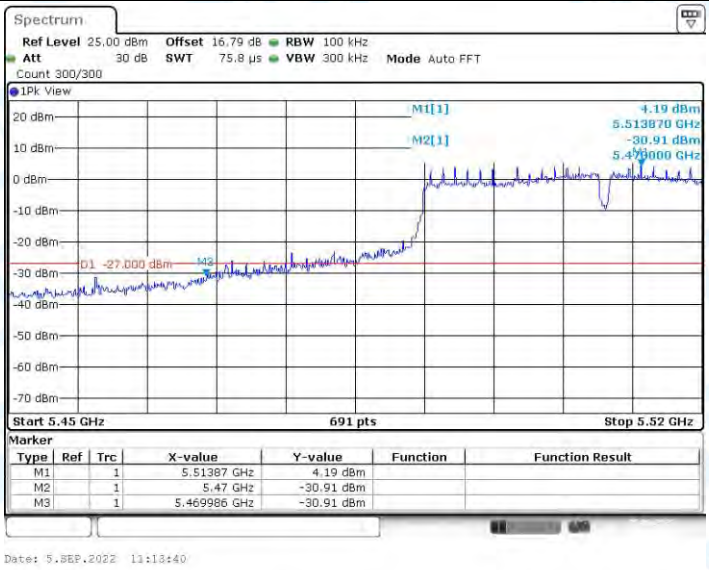

11AC40SISO_Ant1_High_5670

11AC80SISO_Ant1_Low_5210

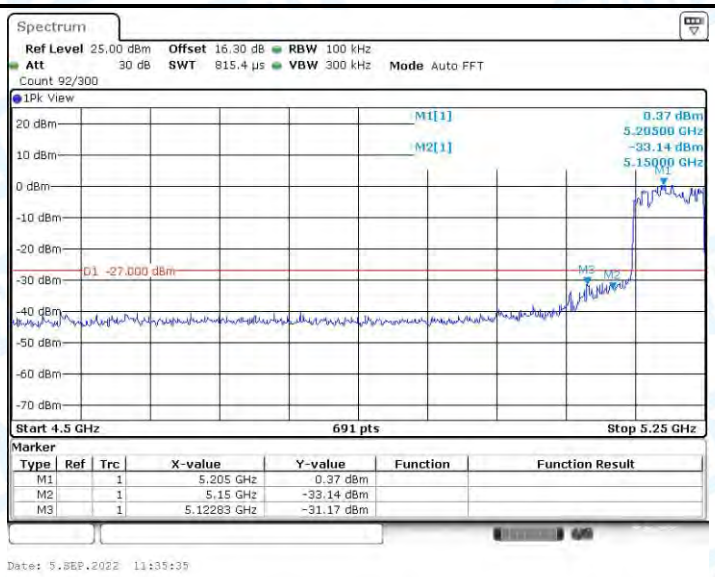

11AC80SISO_Ant1_High_5290

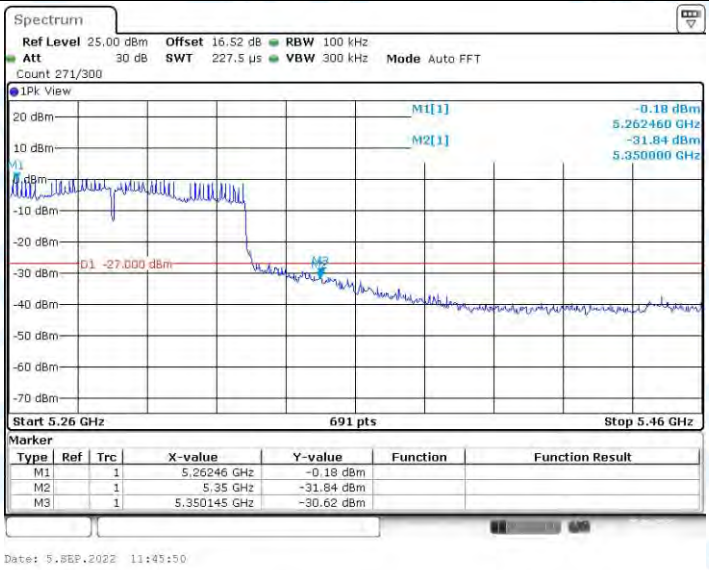

11AC80SISO_Ant1_Low_5530

11AC80SISO_Ant1_High_5610

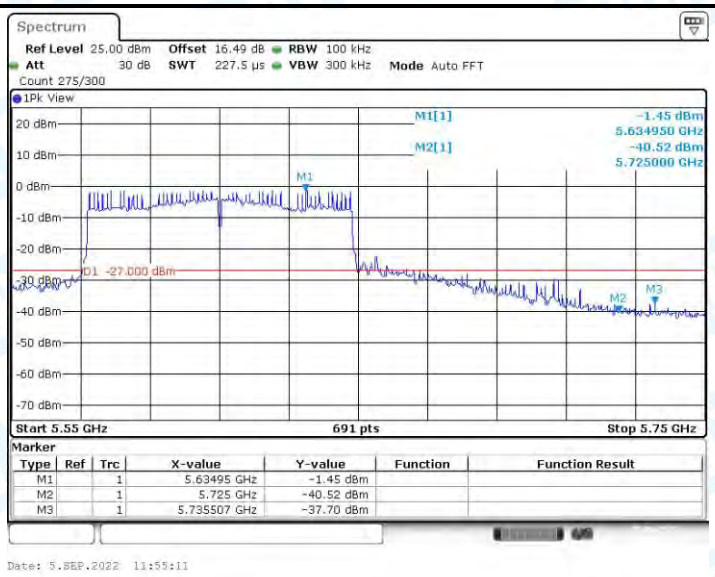
Spectrum
Ref Level 25.00 dBm Offset 16.49 dB RBW 100 kHz
Att 30 dB SWT 227.5 µs VBW 300 kHz Mode Auto FFT
Count 275/300
1Pk View
M1[1] -1.45 dBm 5.634950 GHz
M2[1] -40.52 dBm 5.725000 GHz
D1 -27.000 dBm
Start 5.55 GHz 691 pts Stop 5.75 GHz
Marker
Type Ref Trc X-value Y-value Function Function Result
M1 1 5.63495 GHz -1.45 dBm
M2 1 5.725 GHz -40.52 dBm
M3 1 5.735507 GHz -37.70 dBm
Date: 5.SEP.2022 11:55:11

11A_Ant1_Low_5745

11A_Ant1_High_5825

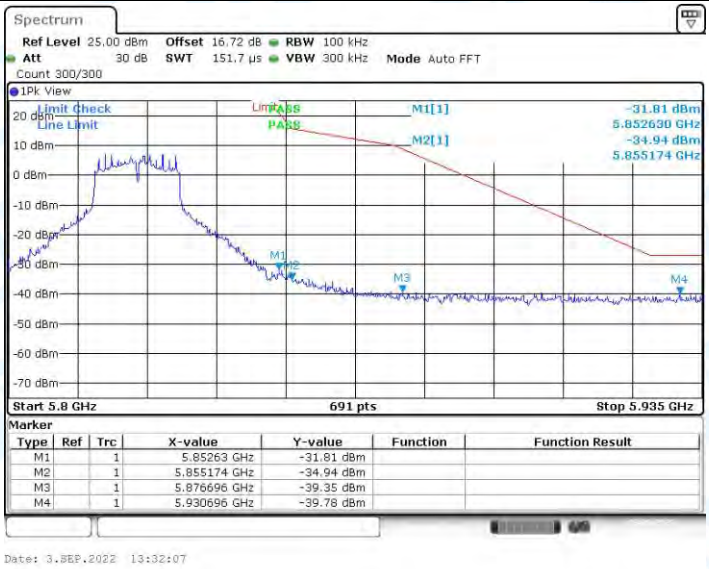

11N20SISO_Ant1_Low_5745

11N20SISO_Ant1_High_5825

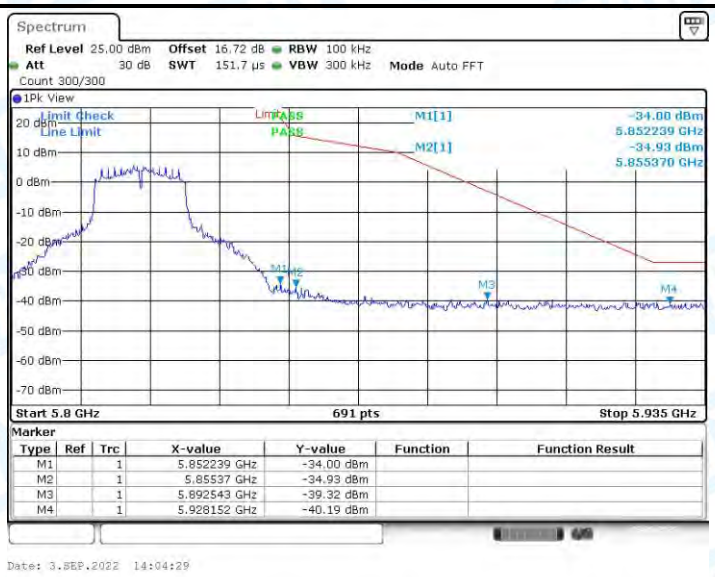

11N40SISO_Ant1_Low_5755

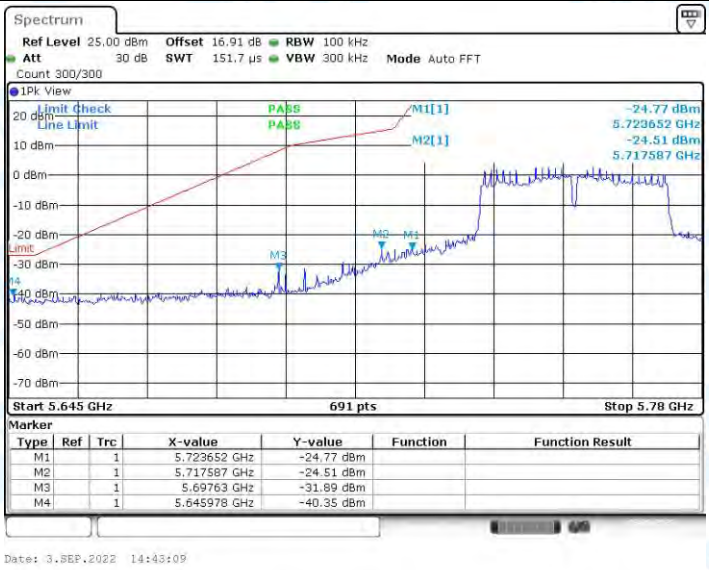

11N40SISO_Ant1_High_5795

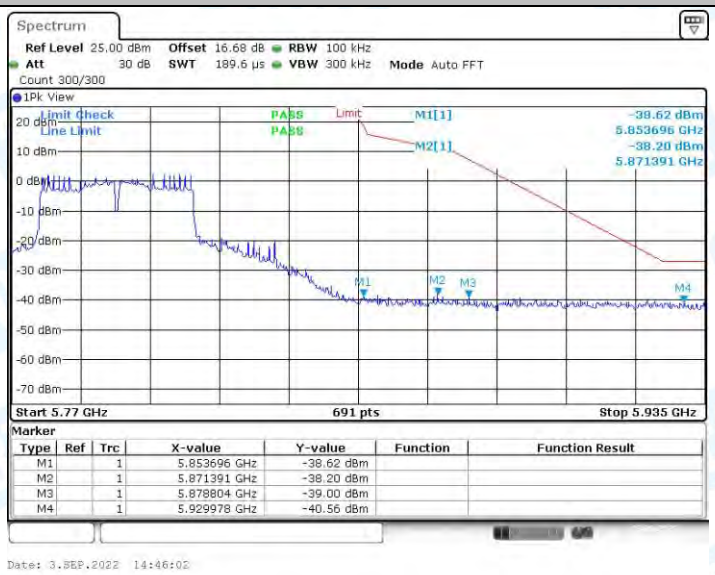

11AC20SISO_Ant1_Low_5745

11AC20SISO_Ant1_High_5825

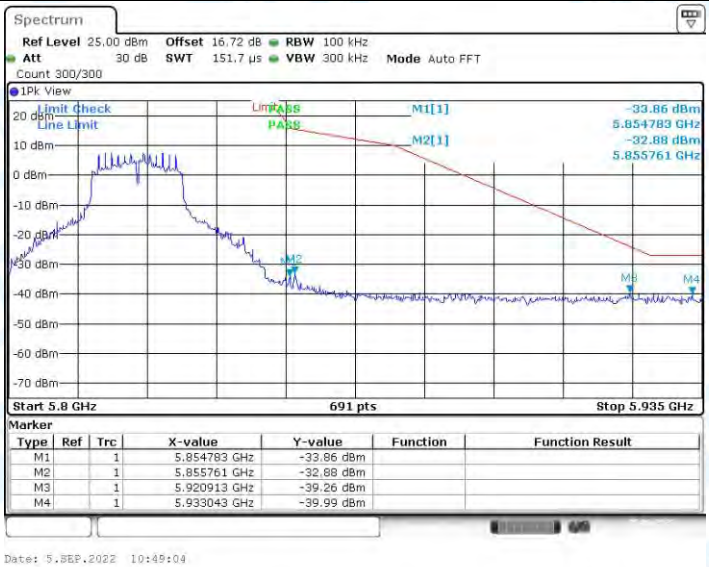

11AC40SISO_Ant1_Low_5755

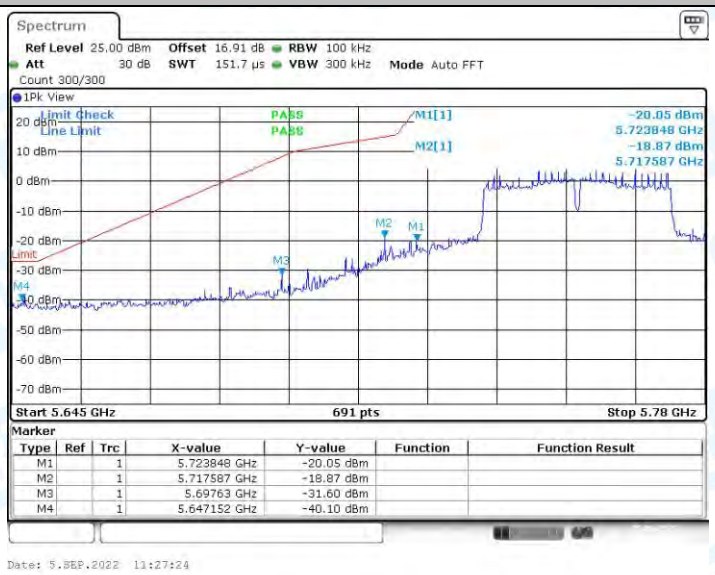

11AC40SISO_Ant1_High_5795

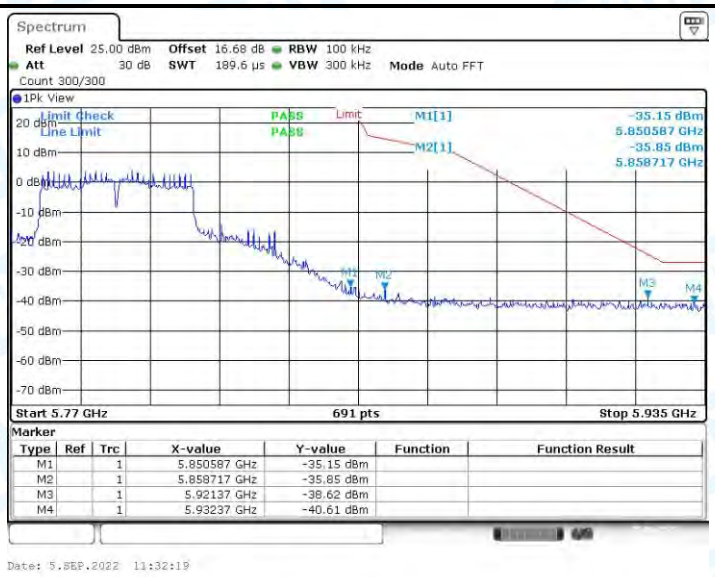

11AC80SISO_Ant1_Low_5775

11AC80SISO_Ant1_High_5775

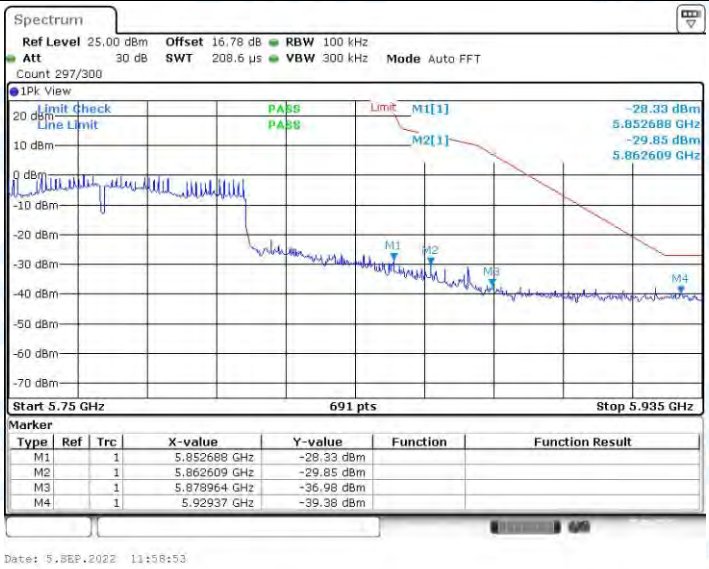

7. Emissions in Restricted Bands

7.1.Test Result

TestMode	Antenna	ChName	Channel	Detector	Freq [MHz]	EIRP [dBm]	Limit [dBm]	Verdict
11A	Ant1	Low	5180	AV	4500.000	-53.96	≤-41.20	PASS
				AV	5149.275	-42.19	≤-41.20	PASS
				AV	5150.000	-41.72	≤-41.20	PASS
				Peak	4500.000	-42.18	≤-21.20	PASS
				Peak	5148.261	-21.84	≤-21.20	PASS
				Peak	5150.000	-24.83	≤-21.20	PASS
		High	5240	AV	5350.000	-46.39	≤-41.20	PASS
				AV	5448.174	-44.21	≤-41.20	PASS
				AV	5460.000	-46.02	≤-41.20	PASS
				Peak	5350.000	-36.18	≤-21.20	PASS
				Peak	5447.478	-33.29	≤-21.20	PASS
				Peak	5460.000	-35.85	≤-21.20	PASS
			5320	AV	5350.000	-44.83	≤-41.20	PASS
				AV	5350.551	-44.64	≤-41.20	PASS
				AV	5460.000	-51.25	≤-41.20	PASS
				Peak	5350.000	-32.8	≤-21.20	PASS
				Peak	5350.551	-31.53	≤-21.20	PASS
				Peak	5460.000	-41.39	≤-21.20	PASS
		Low	5500	AV	5460.000	-49.06	≤-41.20	PASS
				AV	5470.000	-47.36	≤-41.20	PASS
				Peak	5460.000	-35.39	≤-21.20	PASS
				Peak	5469.652	-28.76	≤-21.20	PASS
				Peak	5470.000	-29.71	≤-21.20	PASS
		High	5700	AV	5725.000	-46.54	≤-41.20	PASS
				AV	5726.522	-46.32	≤-41.20	PASS
				AV	5735.000	-48.44	≤-41.20	PASS
				Peak	5725.000	-31.33	≤-21.20	PASS
				Peak	5727.130	-30.22	≤-21.20	PASS
				Peak	5735.000	-35.5	≤-21.20	PASS
		Low	5745	Peak	5650.000	-39.9	≤-27.00	PASS
				Peak	5700.000	-31.54	≤10.00	PASS
				Peak	5720.000	-19.95	≤15.60	PASS
				Peak	5725.000	-14.4	≤27.00	PASS
		High	5825	Peak	5850.000	-20.46	≤15.60	PASS
				Peak	5855.000	-24.7	≤27.00	PASS
				Peak	5875.000	-34.85	≤15.60	PASS
				Peak	5925.000	-40.67	≤10.00	PASS
11N20SISO	Ant1	Low	5180	AV	4500.000	-53.88	≤-41.20	PASS
				AV	5149.275	-41.84	≤-41.20	PASS
				AV	5150.000	-41.25	≤-41.20	PASS

				Peak	4500.000	-41.52	≤-21.20	PASS
				Peak	5149.275	-22.03	≤-21.20	PASS
				Peak	5150.000	-25.31	≤-21.20	PASS
		High	5320	AV	5350.000	-42.99	≤-41.20	PASS
				AV	5350.319	-43.19	≤-41.20	PASS
				AV	5460.000	-51.52	≤-41.20	PASS
				Peak	5350.000	-28.33	≤-21.20	PASS
				Peak	5350.087	-28.26	≤-21.20	PASS
				Peak	5460.000	-40.78	≤-21.20	PASS
		Low	5500	AV	5460.000	-49.48	≤-41.20	PASS
				AV	5470.000	-47.26	≤-41.20	PASS
				Peak	5460.000	-37.89	≤-21.20	PASS
				Peak	5470.000	-33.72	≤-21.20	PASS
		High	5700	AV	5725.000	-47.69	≤-41.20	PASS
				AV	5725.043	-47.69	≤-41.20	PASS
				AV	5735.000	-49.55	≤-41.20	PASS
				Peak	5725.000	-34.88	≤-21.20	PASS
				Peak	5726.696	-33.02	≤-21.20	PASS
				Peak	5735.000	-34.87	≤-21.20	PASS
		Low	5745	Peak	5650.000	-41.73	≤-27.00	PASS
				Peak	5700.000	-33.38	≤10.00	PASS
				Peak	5720.000	-19.39	≤15.60	PASS
				Peak	5725.000	-12.27	≤27.00	PASS
		High	5825	Peak	5850.000	-21.13	≤15.60	PASS
				Peak	5855.000	-24.81	≤27.00	PASS
				Peak	5875.000	-34.73	≤15.60	PASS
				Peak	5925.000	-40.85	≤10.00	PASS
11N40SISO	Ant1	Low	5190	AV	4500.000	-53.71	≤-41.20	PASS
				AV	5032.609	-50.05	≤-41.20	PASS
				AV	5150.000	-51.14	≤-41.20	PASS
				Peak	4500.000	-42.87	≤-21.20	PASS
				Peak	4757.681	-38.43	≤-21.20	PASS
				Peak	5150.000	-39.31	≤-21.20	PASS
		High	5310	AV	5350.000	-51.29	≤-41.20	PASS
				AV	5447.478	-49.91	≤-41.20	PASS
				AV	5460.000	-51.68	≤-41.20	PASS
				Peak	5350.000	-41.33	≤-21.20	PASS
				Peak	5447.710	-39	≤-21.20	PASS
				Peak	5460.000	-41.93	≤-21.20	PASS
		Low	5510	AV	5460.000	-50.57	≤-41.20	PASS
				AV	5466.739	-50.06	≤-41.20	PASS
				AV	5470.000	-50.42	≤-41.20	PASS
				Peak	5460.000	-41	≤-21.20	PASS
				Peak	5464.609	-38.22	≤-21.20	PASS
				Peak	5470.000	-38.86	≤-21.20	PASS
		High	5670	AV	5725.000	-51.14	≤-41.20	PASS

				AV	5726.087	-50.71	≤-41.20	PASS
				AV	5735.000	-51.33	≤-41.20	PASS
				Peak	5725.000	-42.74	≤-21.20	PASS
				Peak	5730.435	-38.59	≤-21.20	PASS
				Peak	5735.000	-40.01	≤-21.20	PASS
		Low	5755	Peak	5650.000	-38.69	≤-27.00	PASS
				Peak	5700.000	-30.9	≤10.00	PASS
				Peak	5720.000	-17.19	≤15.60	PASS
				Peak	5725.000	-16.36	≤27.00	PASS
		High	5795	Peak	5850.000	-27.76	≤15.60	PASS
				Peak	5855.000	-30.79	≤27.00	PASS
				Peak	5875.000	-36.58	≤15.60	PASS
				Peak	5925.000	-40.64	≤10.00	PASS
11AC20SISO	Ant1	Low	5180	AV	4500.000	-53.93	≤-41.20	PASS
				AV	5149.275	-43.65	≤-41.20	PASS
				AV	5150.000	-43.37	≤-41.20	PASS
				Peak	4500.000	-42.08	≤-21.20	PASS
				Peak	5145.217	-27.54	≤-21.20	PASS
				Peak	5150.000	-27.38	≤-21.20	PASS
		High	5320	AV	5350.000	-43.81	≤-41.20	PASS
				AV	5350.087	-43.88	≤-41.20	PASS
				AV	5460.000	-51.63	≤-41.20	PASS
				Peak	5350.000	-31.07	≤-21.20	PASS
				Peak	5350.087	-31.34	≤-21.20	PASS
				Peak	5460.000	-42.02	≤-21.20	PASS
		Low	5500	AV	5460.000	-47.45	≤-41.20	PASS
				AV	5470.000	-43.82	≤-41.20	PASS
				Peak	5460.000	-34.59	≤-21.20	PASS
				Peak	5470.000	-29.56	≤-21.20	PASS
		High	5700	AV	5725.000	-42.68	≤-41.20	PASS
				AV	5725.043	-42.68	≤-41.20	PASS
				AV	5735.000	-46.83	≤-41.20	PASS
				Peak	5725.000	-25.97	≤-21.20	PASS
				Peak	5725.043	-25.97	≤-21.20	PASS
				Peak	5735.000	-33.58	≤-21.20	PASS
		Low	5745	Peak	5650.000	-40.87	≤-27.00	PASS
				Peak	5700.000	-32.58	≤10.00	PASS
				Peak	5720.000	-20.94	≤15.60	PASS
				Peak	5725.000	-13.27	≤27.00	PASS
		High	5825	Peak	5850.000	-18.38	≤15.60	PASS
				Peak	5855.000	-25.42	≤27.00	PASS
				Peak	5875.000	-35.31	≤15.60	PASS
				Peak	5925.000	-40.99	≤10.00	PASS
11AC40SISO	Ant1	Low	5190	AV	4500.000	-53.55	≤-41.20	PASS
				AV	5149.275	-41.31	≤-41.20	PASS
				AV	5150.000	-41.35	≤-41.20	PASS

				Peak	4500.000	-42.72	≤-21.20	PASS
				Peak	5148.261	-28.14	≤-21.20	PASS
				Peak	5150.000	-26.87	≤-21.20	PASS
		High	5310	AV	5350.000	-42.73	≤-41.20	PASS
				AV	5350.319	-42.88	≤-41.20	PASS
				AV	5460.000	-50.96	≤-41.20	PASS
				Peak	5350.000	-28.48	≤-21.20	PASS
				Peak	5352.638	-28.82	≤-21.20	PASS
				Peak	5460.000	-41.04	≤-21.20	PASS
		Low	5510	AV	5460.000	-47.05	≤-41.20	PASS
				AV	5467.551	-44.47	≤-41.20	PASS
				AV	5470.000	-44.49	≤-41.20	PASS
				Peak	5460.000	-36.52	≤-21.20	PASS
				Peak	5467.449	-29.75	≤-21.20	PASS
				Peak	5470.000	-31.07	≤-21.20	PASS
		High	5670	AV	5725.000	-45.75	≤-41.20	PASS
				AV	5726.232	-45.21	≤-41.20	PASS
				AV	5735.000	-47.27	≤-41.20	PASS
				Peak	5725.000	-35.63	≤-21.20	PASS
				Peak	5725.942	-31.43	≤-21.20	PASS
				Peak	5735.000	-36.29	≤-21.20	PASS
		Low	5755	Peak	5650.000	-38.63	≤-27.00	PASS
				Peak	5700.000	-27.49	≤10.00	PASS
				Peak	5720.000	-14	≤15.60	PASS
				Peak	5725.000	-13.37	≤27.00	PASS
		High	5795	Peak	5850.000	-25.17	≤15.60	PASS
				Peak	5855.000	-25.51	≤27.00	PASS
				Peak	5875.000	-35.8	≤15.60	PASS
				Peak	5925.000	-39.43	≤10.00	PASS
11AC80SISO	Ant1	Low	5210	AV	4500.000	-52.76	≤-41.20	PASS
				AV	5148.913	-48.01	≤-41.20	PASS
				AV	5150.000	-48.14	≤-41.20	PASS
				Peak	4500.000	-42.43	≤-21.20	PASS
				Peak	5143.478	-36.63	≤-21.20	PASS
				Peak	5150.000	-37.13	≤-21.20	PASS
		High	5290	AV	5350.000	-49.83	≤-41.20	PASS
				AV	5447.536	-48.95	≤-41.20	PASS
				AV	5460.000	-50.88	≤-41.20	PASS
				Peak	5350.000	-40.16	≤-21.20	PASS
				Peak	5448.406	-36.57	≤-21.20	PASS
				Peak	5460.000	-39.91	≤-21.20	PASS
		Low	5530	AV	5460.000	-48.61	≤-41.20	PASS
				AV	5469.594	-47.29	≤-41.20	PASS
				AV	5470.000	-47.83	≤-41.20	PASS
				Peak	5460.000	-37.82	≤-21.20	PASS
				Peak	5467.710	-36.39	≤-21.20	PASS

				Peak	5470.000	-37.84	≤-21.20	PASS
		High	5610	AV	5725.000	-41.78	≤-41.20	PASS
				AV	5725.072	-41.78	≤-41.20	PASS
				AV	5735.000	-43.5	≤-41.20	PASS
				Peak	5725.000	-32.28	≤-21.20	PASS
				Peak	5729.130	-30	≤-21.20	PASS
				Peak	5735.000	-33.28	≤-21.20	PASS
		Low	5775	Peak	5650.000	-36.9	≤-27.00	PASS
				Peak	5700.000	-22.78	≤10.00	PASS
				Peak	5720.000	-18.14	≤15.60	PASS
				Peak	5725.000	-20.59	≤27.00	PASS
		High	5775	Peak	5850.000	-22.02	≤15.60	PASS
				Peak	5855.000	-22.36	≤27.00	PASS
				Peak	5875.000	-28.7	≤15.60	PASS
				Peak	5925.000	-36.8	≤10.00	PASS

Note:

1. The Antenna Gain is compensated in the graph.
2. For transmitters operating in 5150-5350 GHz band and 5470-5725 GHz band: The limit in dBm for average detector is conversion from 54dBuV/m, according to 15.209(a). The limit in dBm for peak detector is 20dB above the limit of average detector in dBm.

7.2.Test Graphs

11A_Ant1_Low_5180_AV

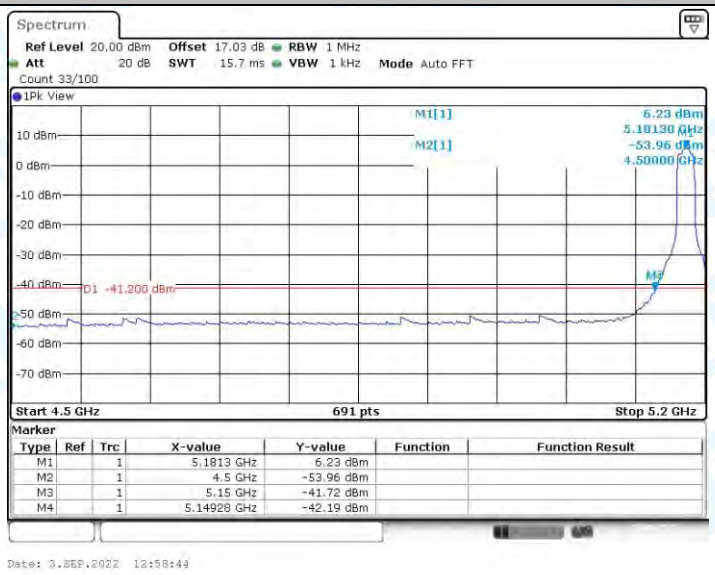

11A_Ant1_Low_5180_Peak

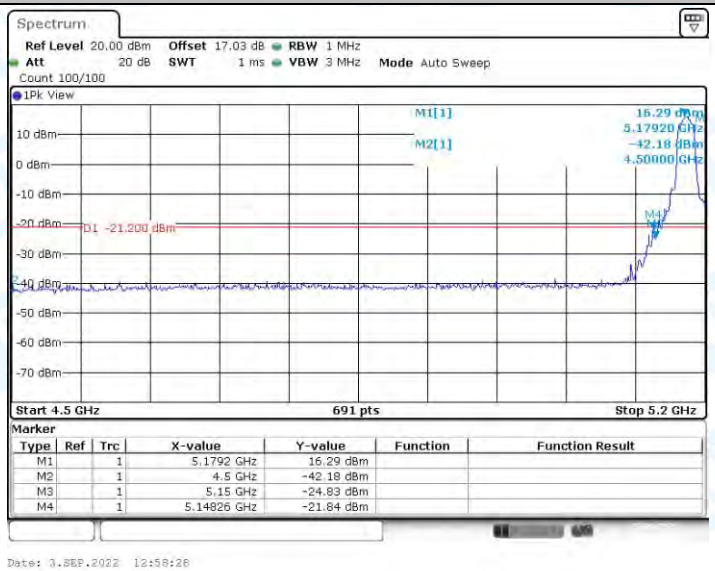

11A_Ant1_High_5240_AV

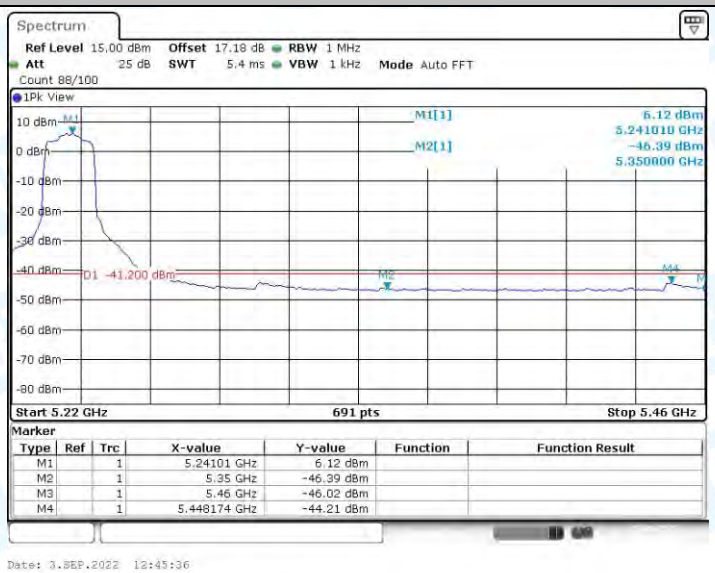

11A_Ant1_High_5240_Peak

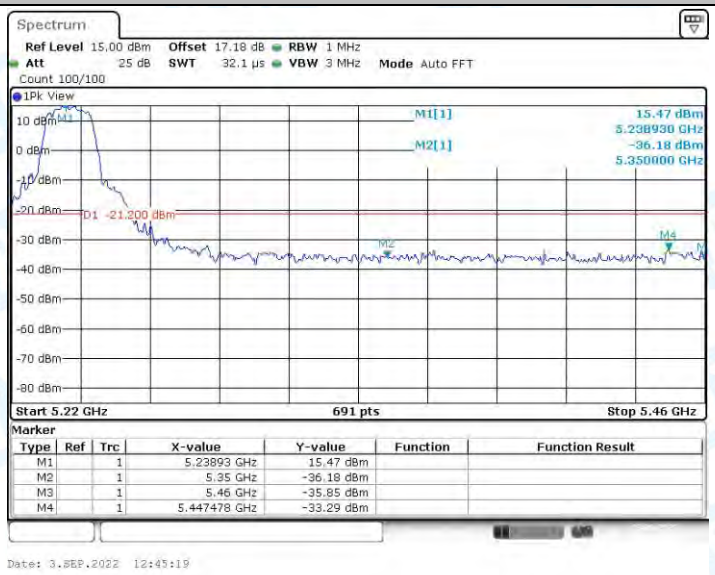

11A_Ant1_High_5320_AV

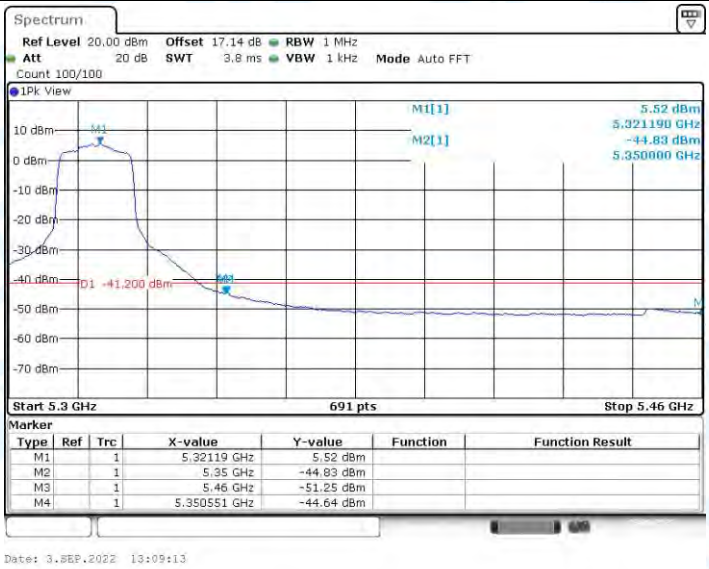

11A_Ant1_High_5320_Peak

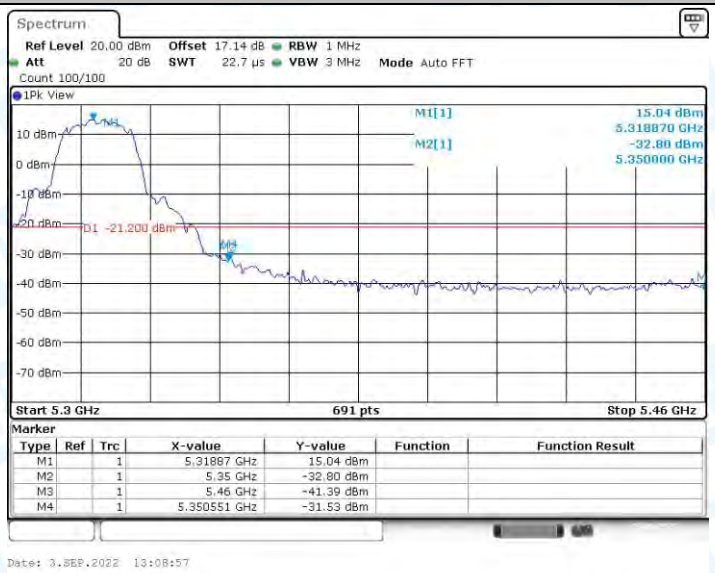

11A_Ant1_Low_5500_AV

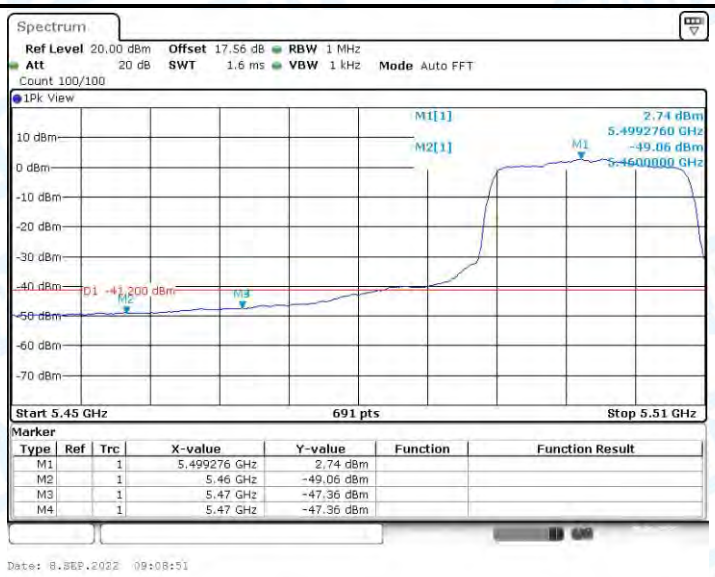

11A_Ant1_Low_5500_Peak

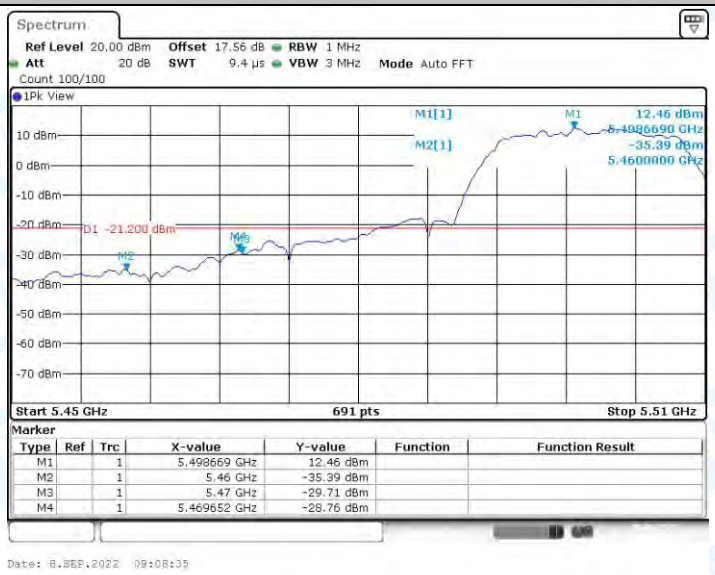

11A_Ant1_High_5700_AV

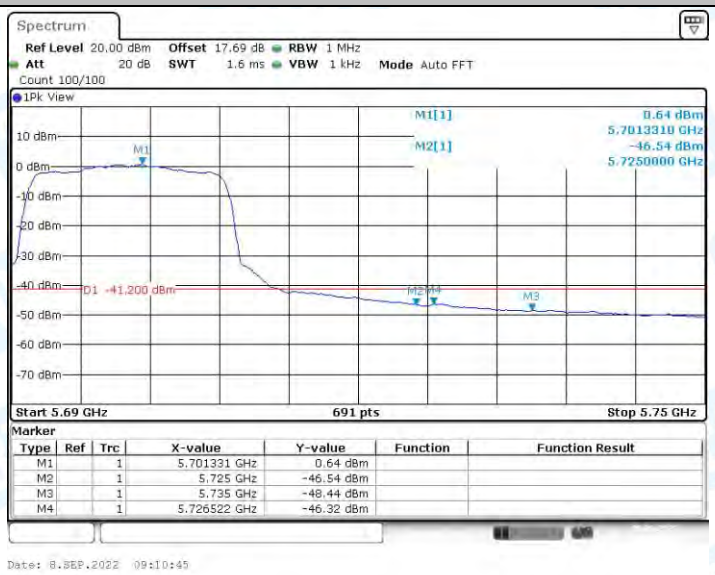

11A_Ant1_High_5700_Peak

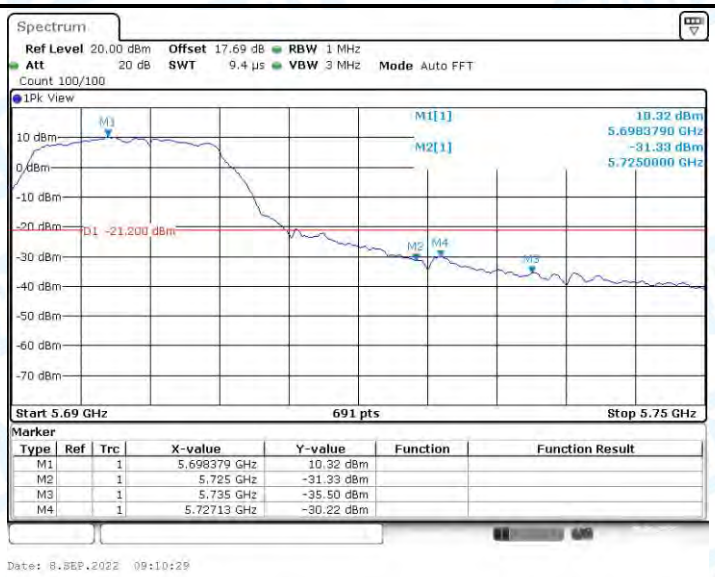

11A_Ant1_Low_5745_Peak

11A_Ant1_High_5825_Peak

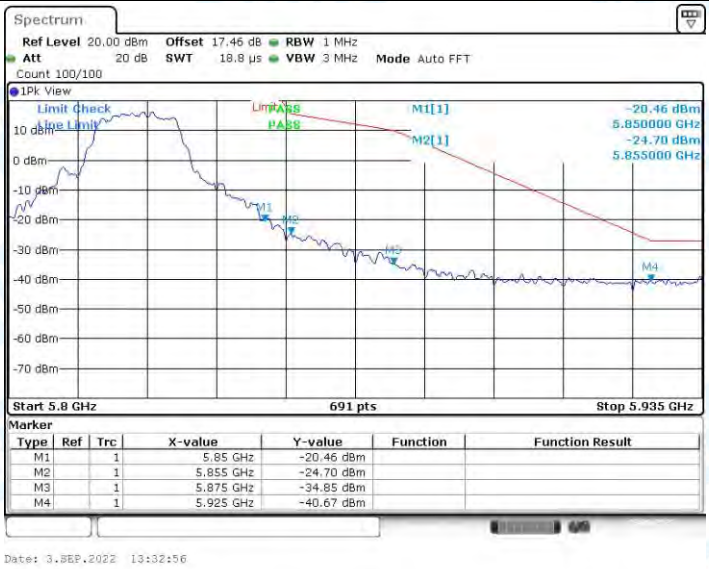

11N20SISO_Ant1_Low_5180_AV

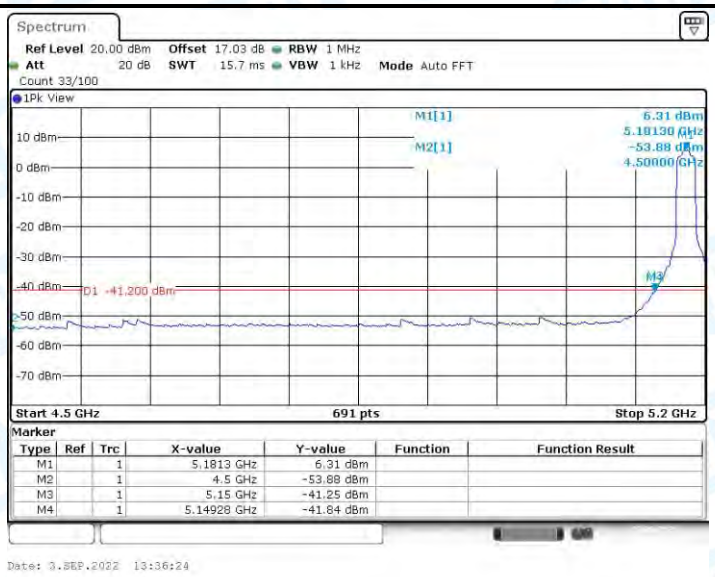

11N20SISO_Ant1_Low_5180_Peak

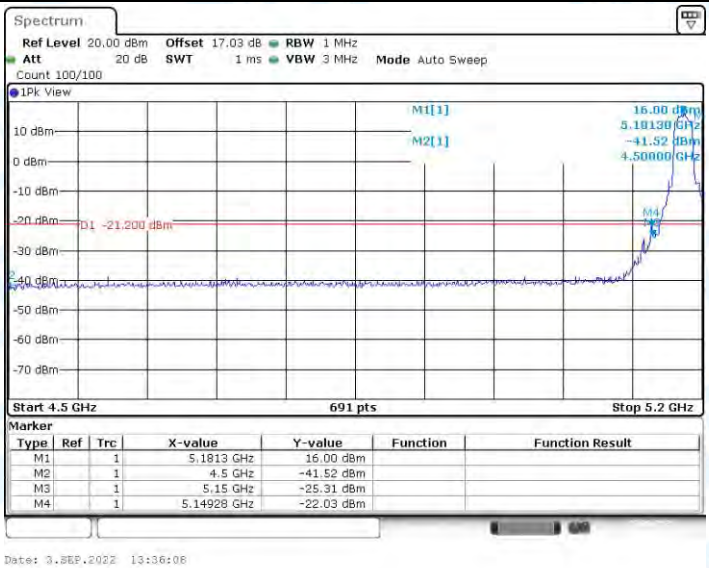

11N20SISO_Ant1_High_5320_AV

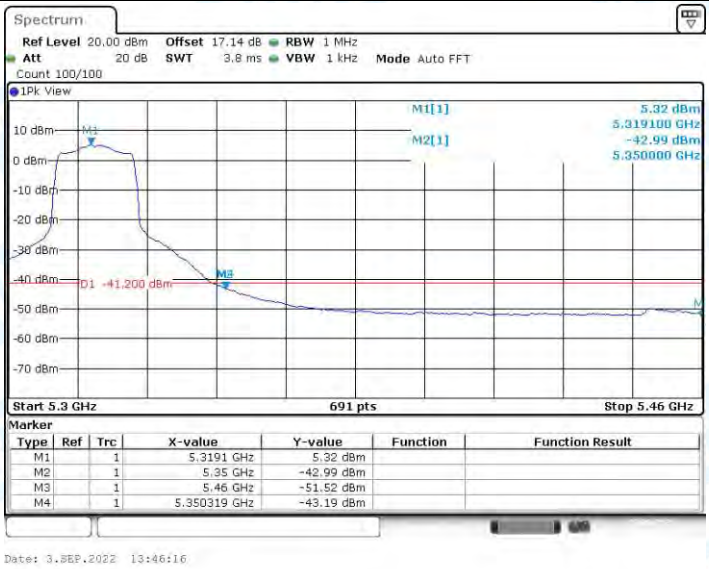

11N20SISO_Ant1_High_5320_Peak

11N20SISO_Ant1_Low_5500_AV

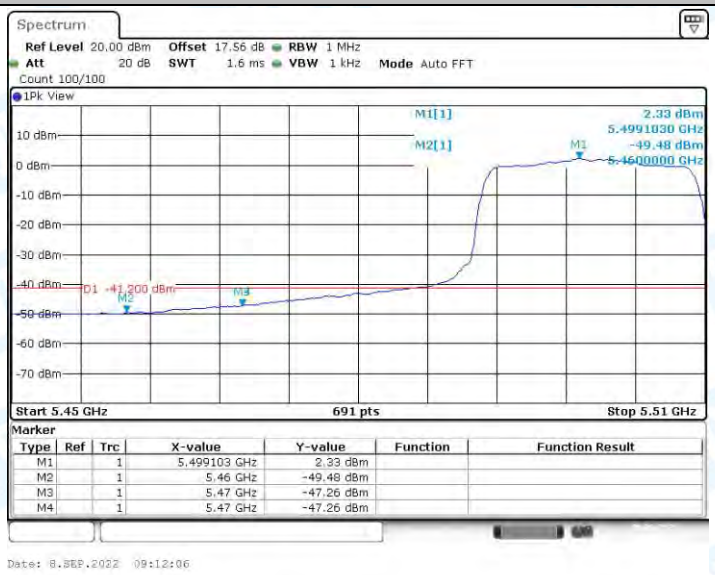

11N20SISO_Ant1_Low_5500_Peak

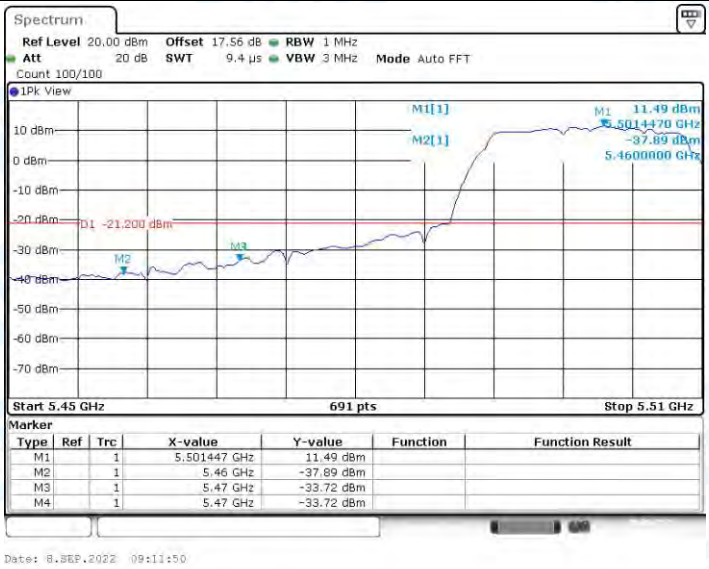

11N20SISO_Ant1_High_5700_AV

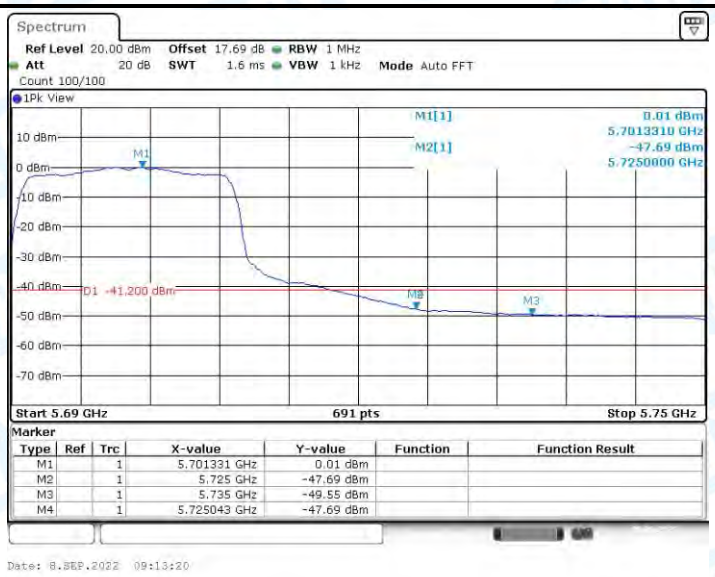

11N20SISO_Ant1_High_5700_Peak

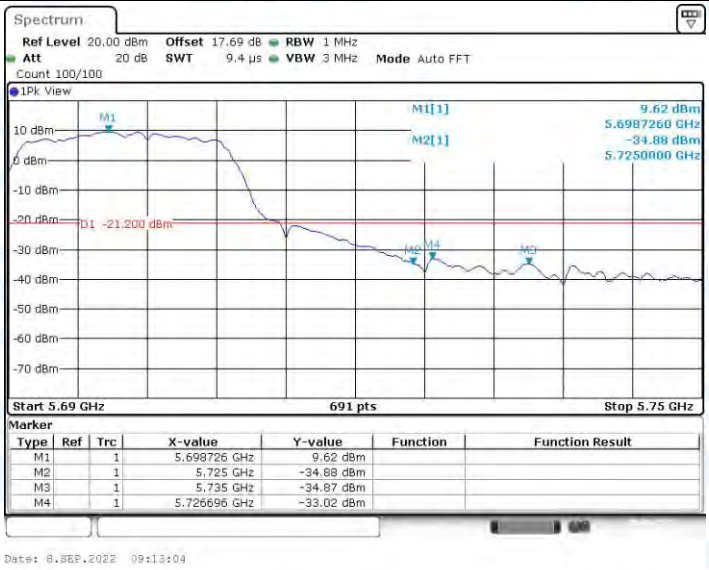

11N20SISO_Ant1_Low_5745_Peak

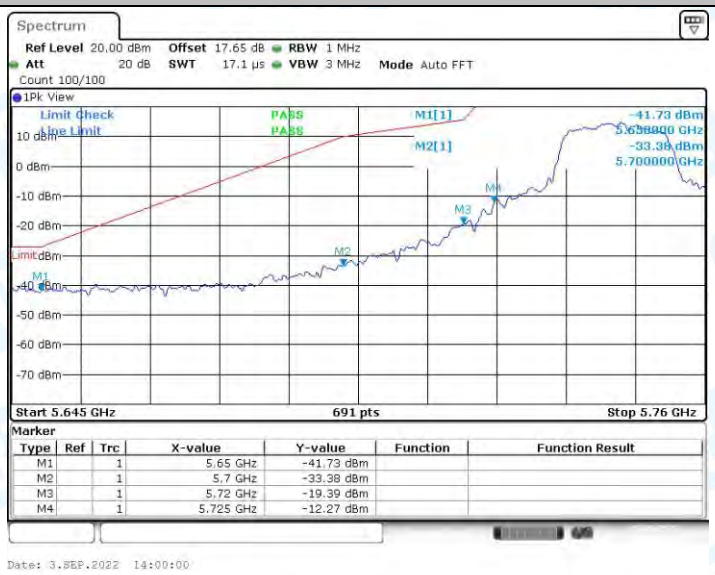

11N20SISO_Ant1_High_5825_Peak

11N40SISO_Ant1_Low_5190_AV

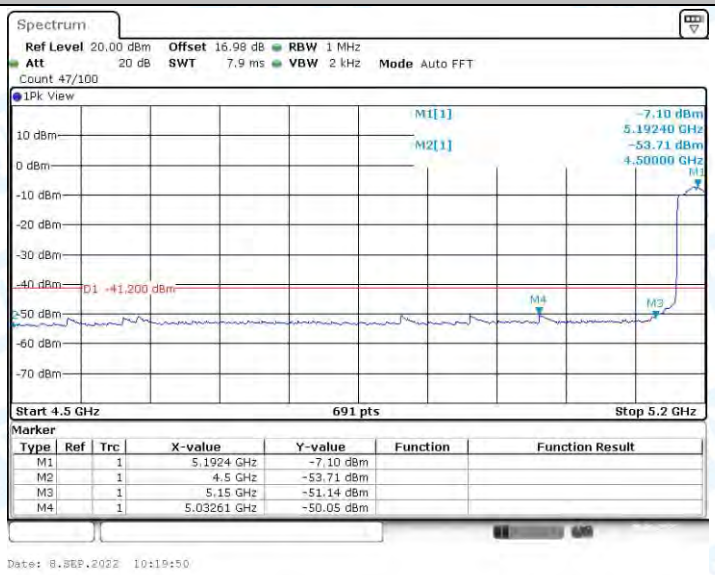

11N40SISO_Ant1_Low_5190_Peak

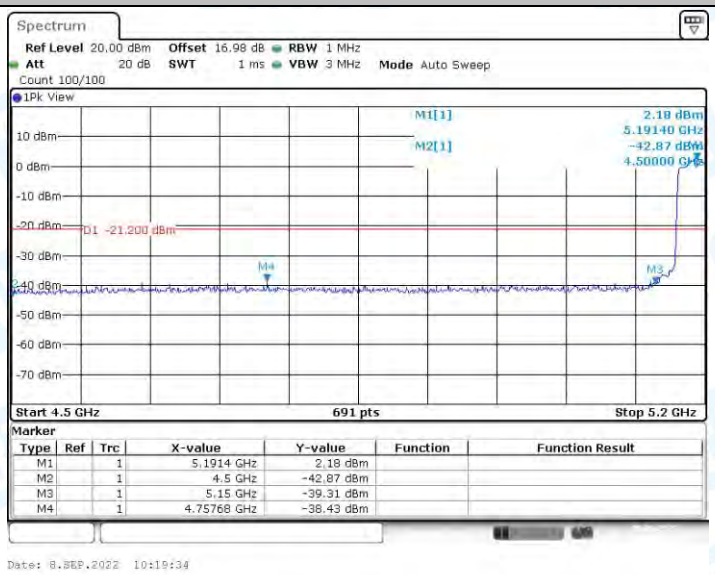

11N40SISO_Ant1_High_5310_AV

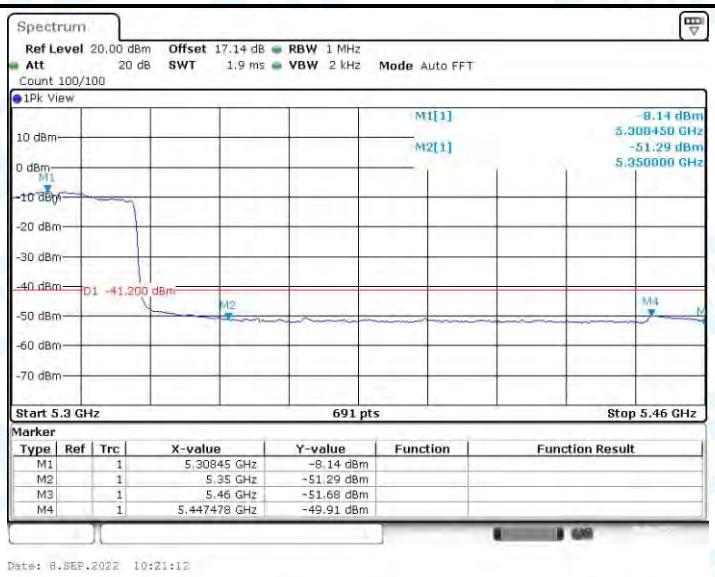

11N40SISO_Ant1_High_5310_Peak

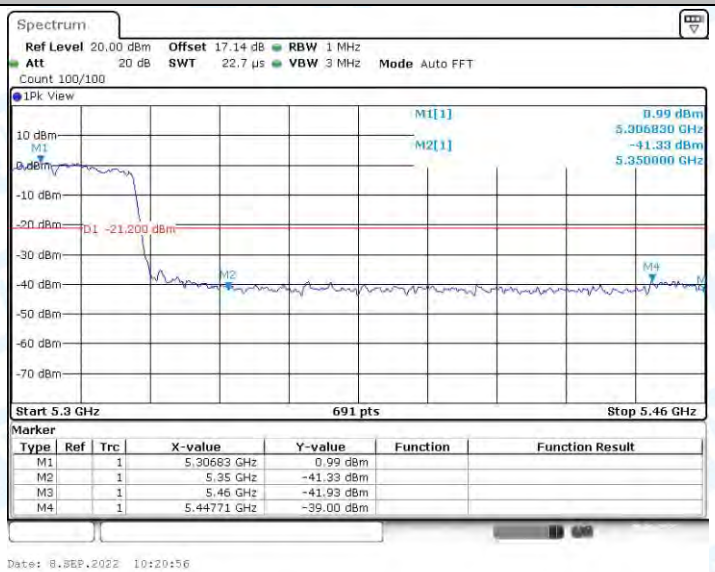

11N40SISO_Ant1_Low_5510_AV

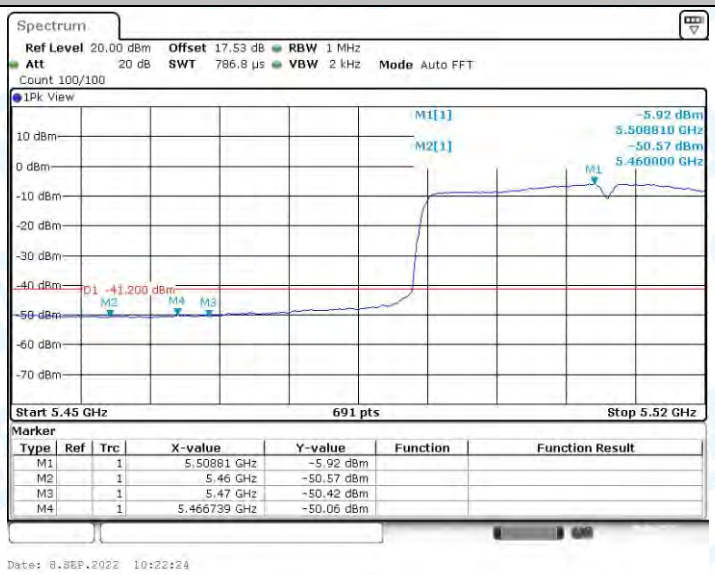

11N40SISO_Ant1_Low_5510_Peak

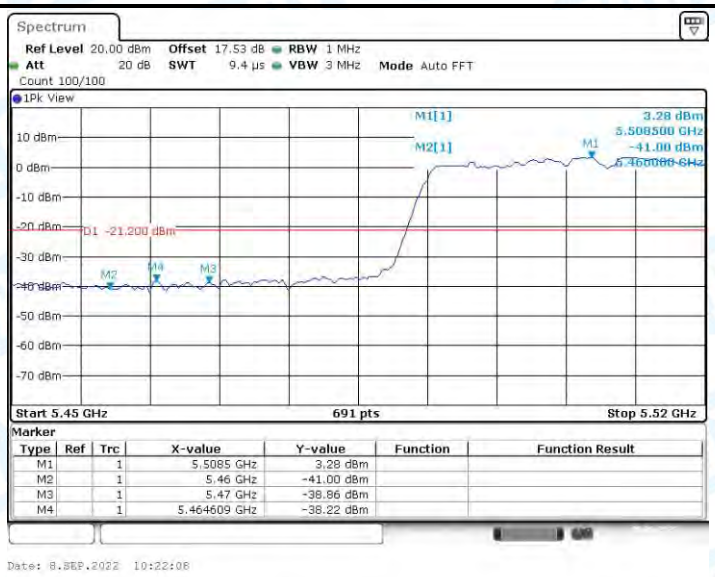

11N40SISO_Ant1_High_5670_AV

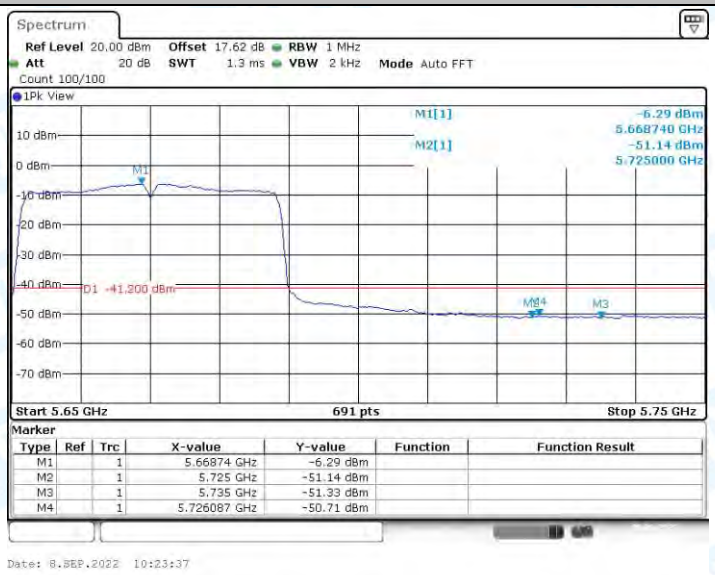

11N40SISO_Ant1_High_5670_Peak

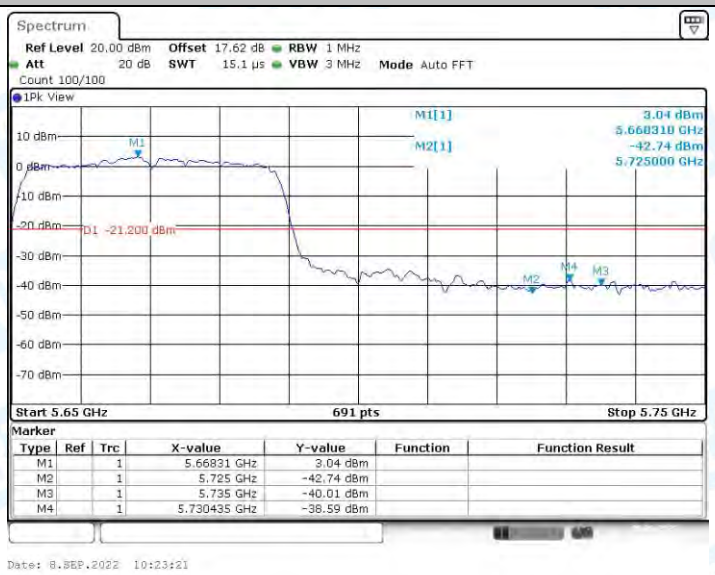

11N40SISO_Ant1_Low_5755_Peak

11N40SISO_Ant1_High_5795_Peak

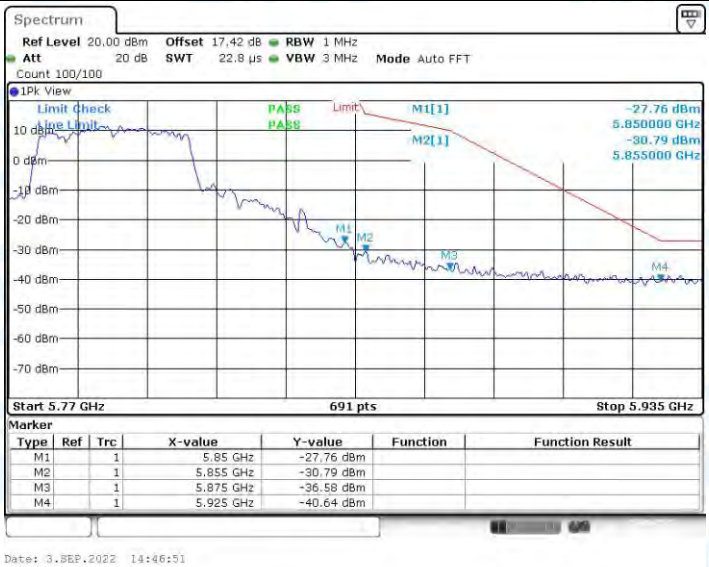

11AC20SISO_Ant1_Low_5180_AV

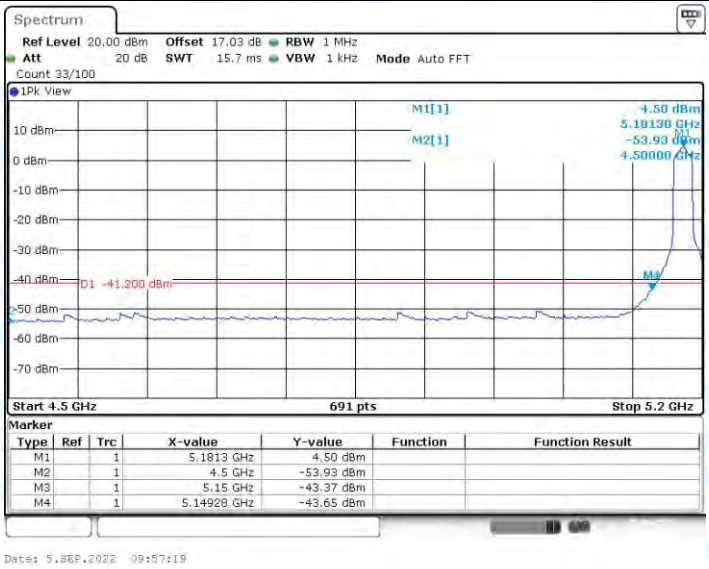

11AC20SISO_Ant1_Low_5180_Peak

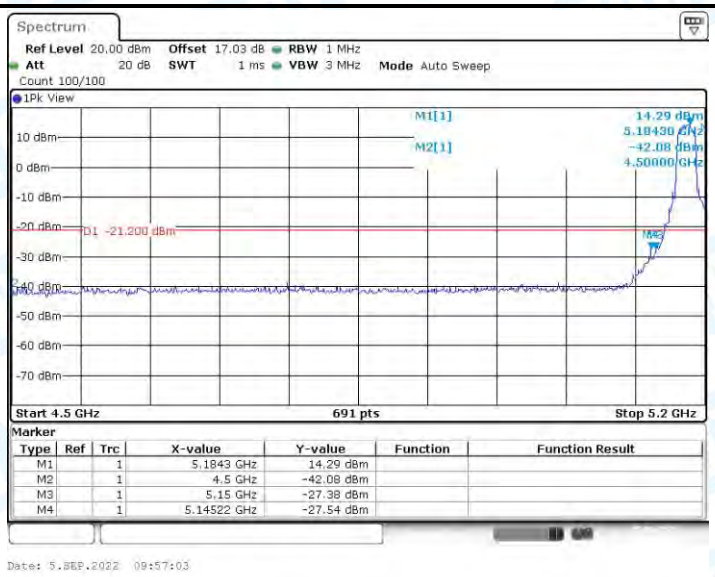

11AC20SISO_Ant1_High_5320_AV

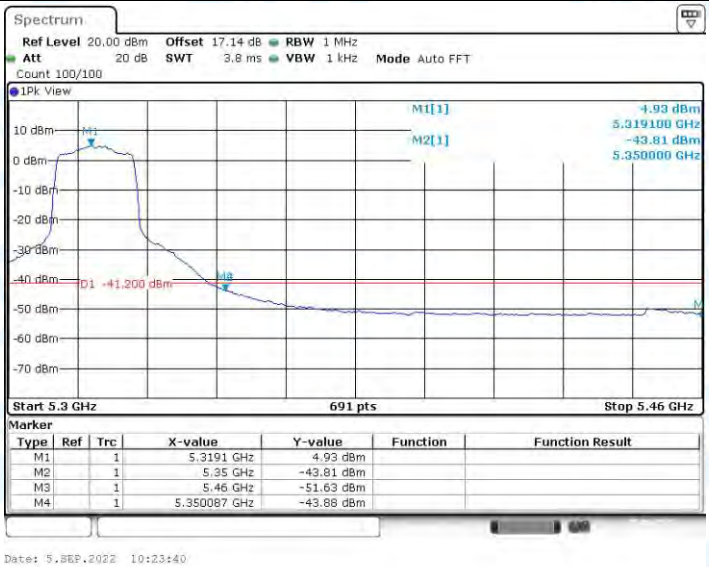

11AC20SISO_Ant1_High_5320_Peak

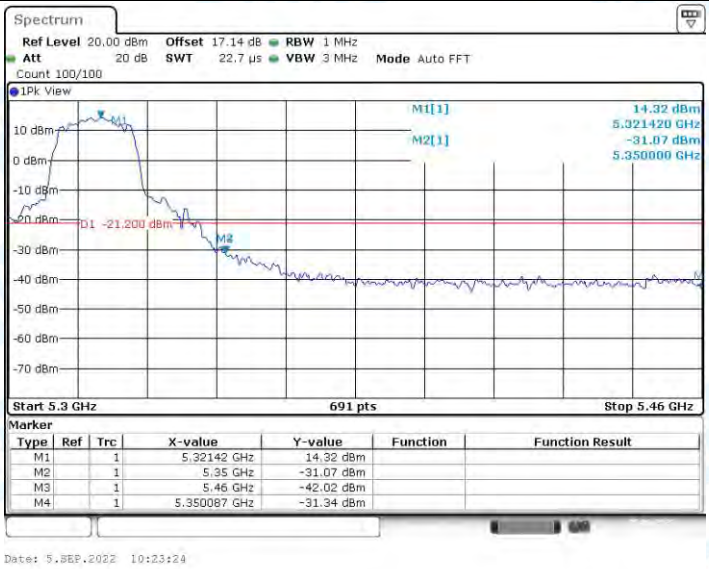

11AC20SISO_Ant1_Low_5500_AV

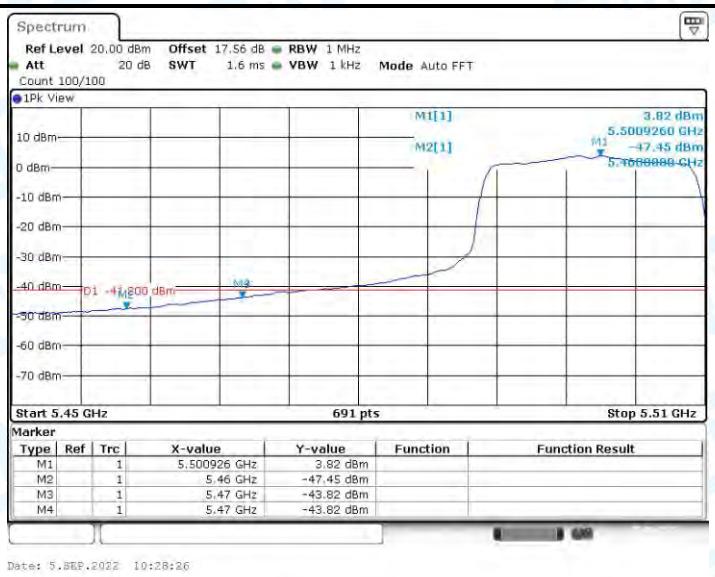

11AC20SISO_Ant1_Low_5500_Peak

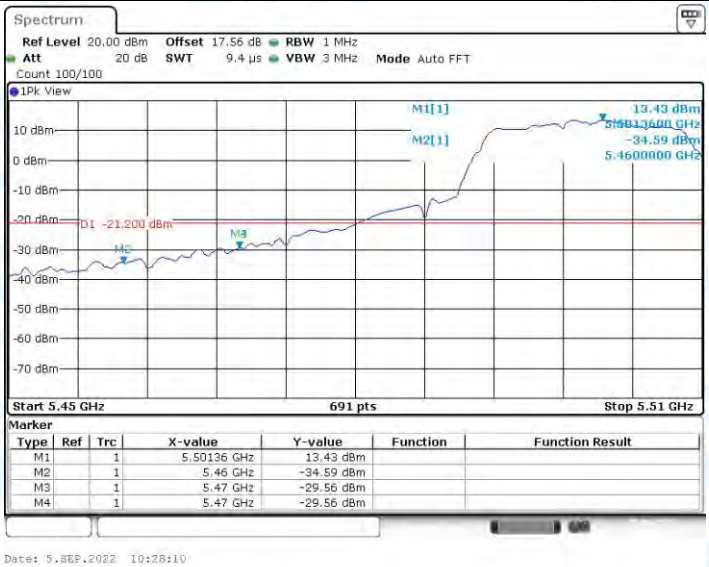

11AC20SISO_Ant1_High_5700_AV

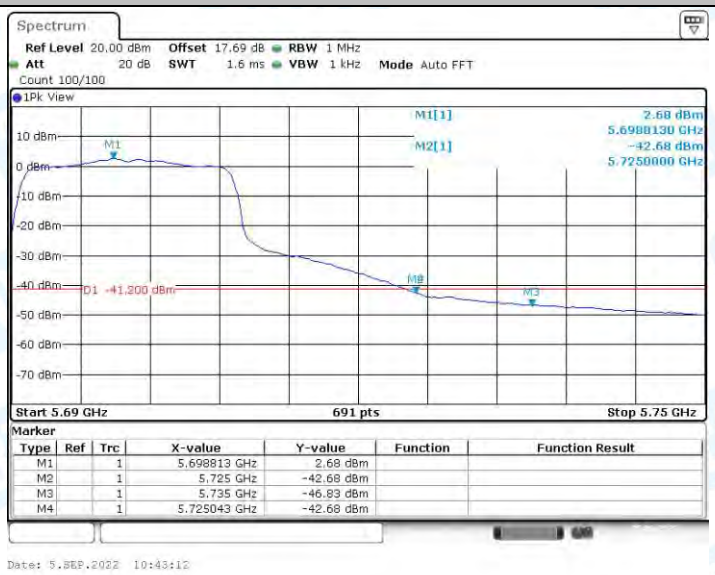

11AC20SISO_Ant1_High_5700_Peak

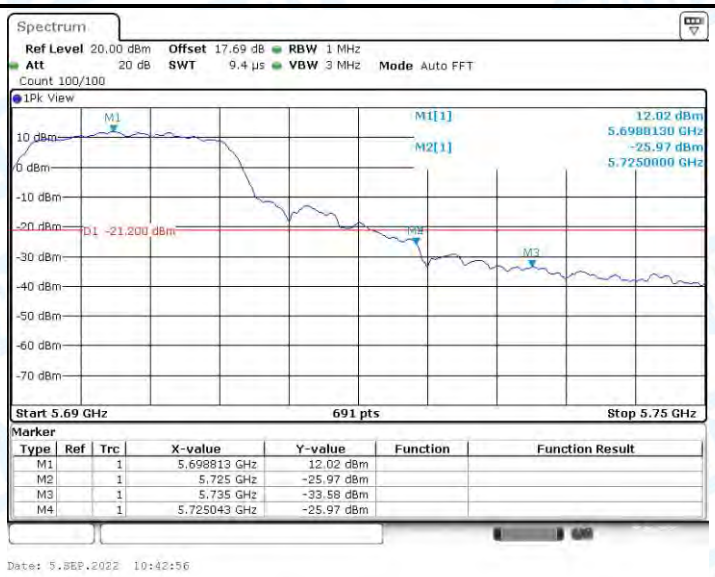

11AC20SISO_Ant1_Low_5745_Peak

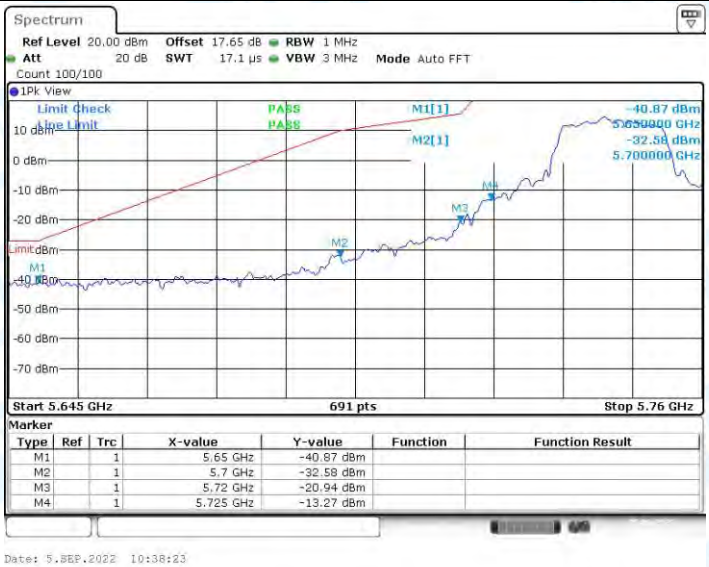

11AC20SISO_Ant1_High_5825_Peak

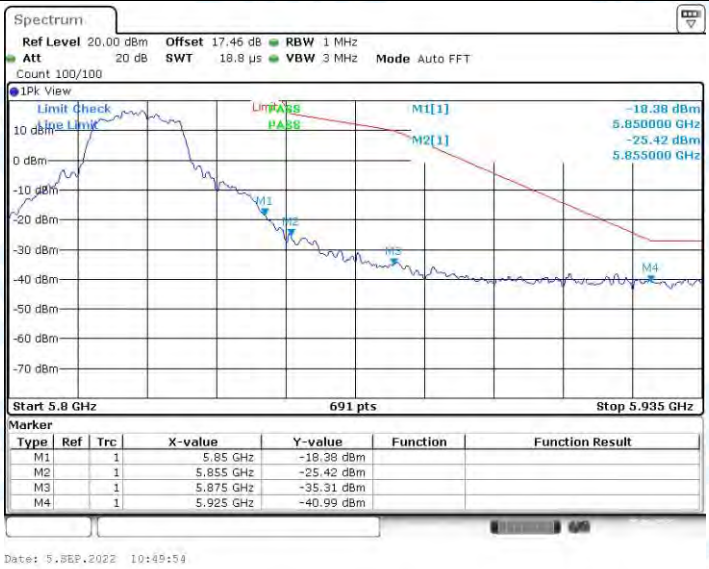

11AC40SISO_Ant1_Low_5190_AV

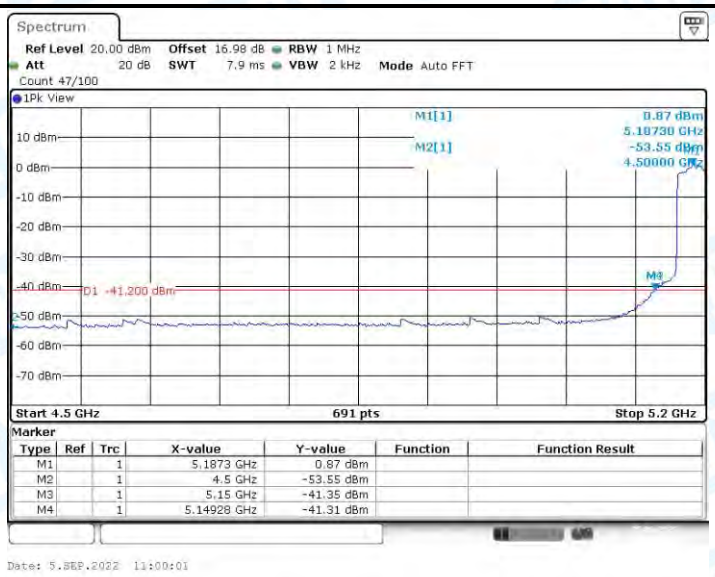

11AC40SISO_Ant1_Low_5190_Peak

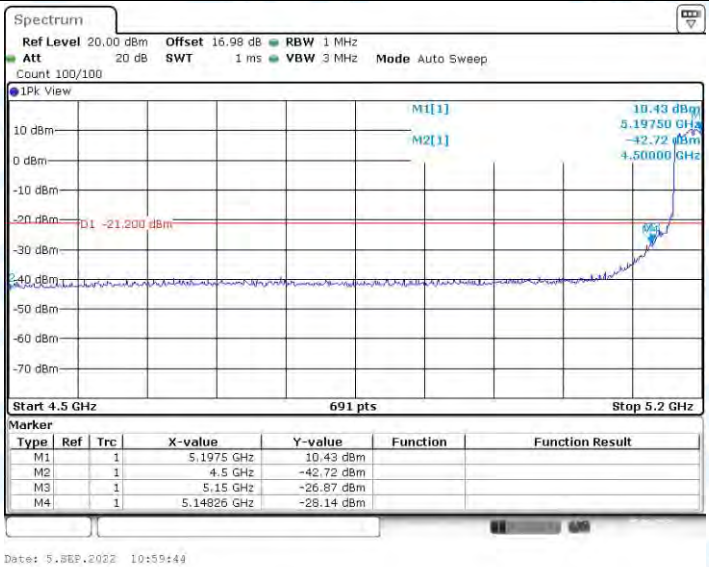

11AC40SISO_Ant1_High_5310_AV

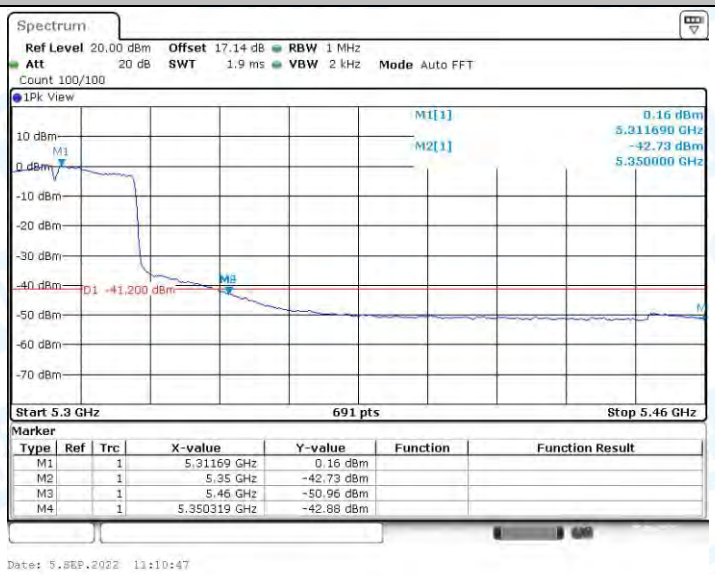

11AC40SISO_Ant1_High_5310_Peak

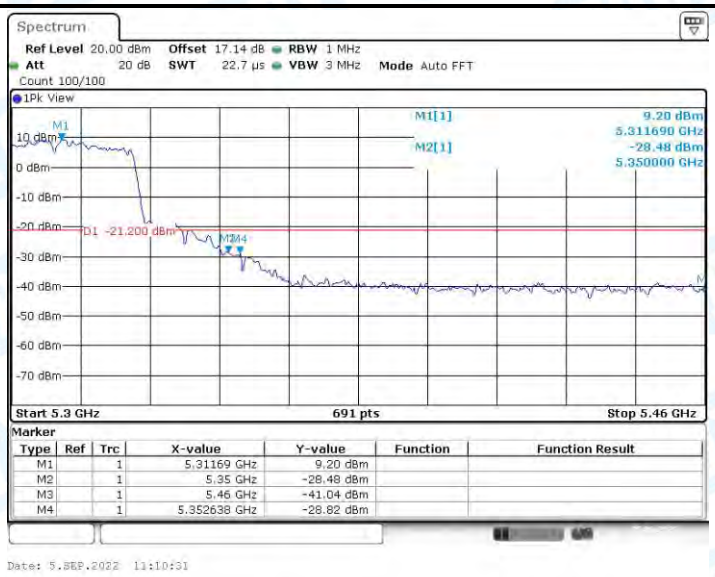

11AC40SISO_Ant1_Low_5510_AV

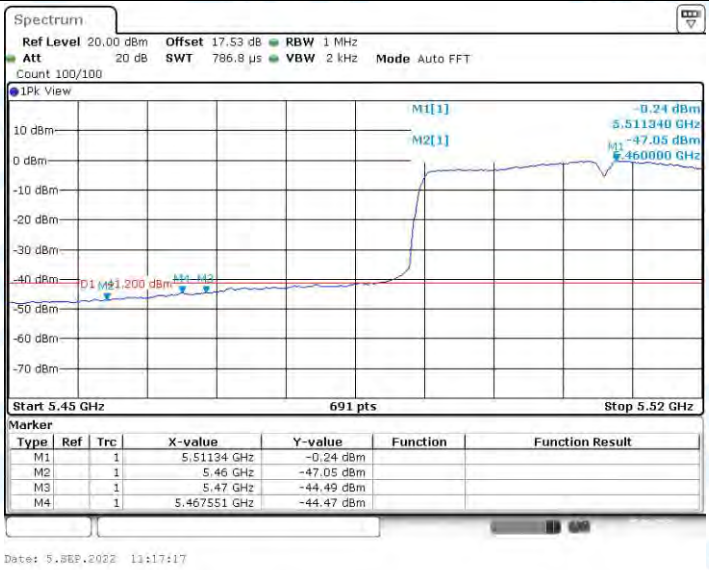

11AC40SISO_Ant1_Low_5510_Peak

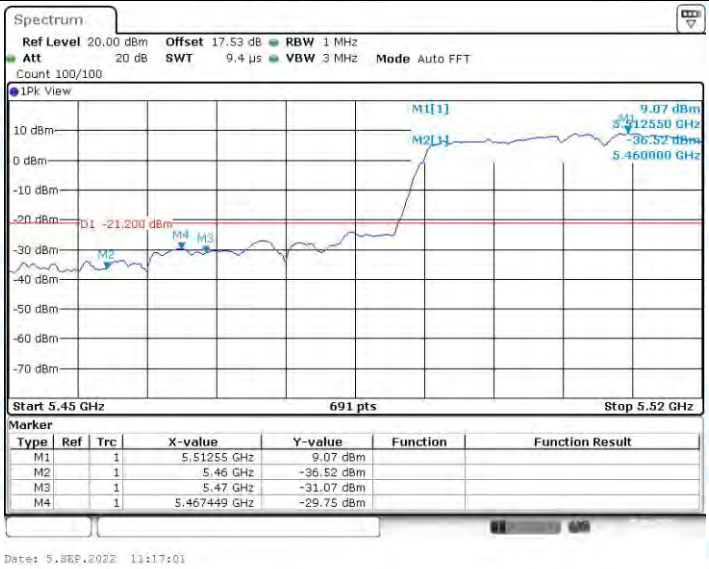

11AC40SISO_Ant1_High_5670_AV

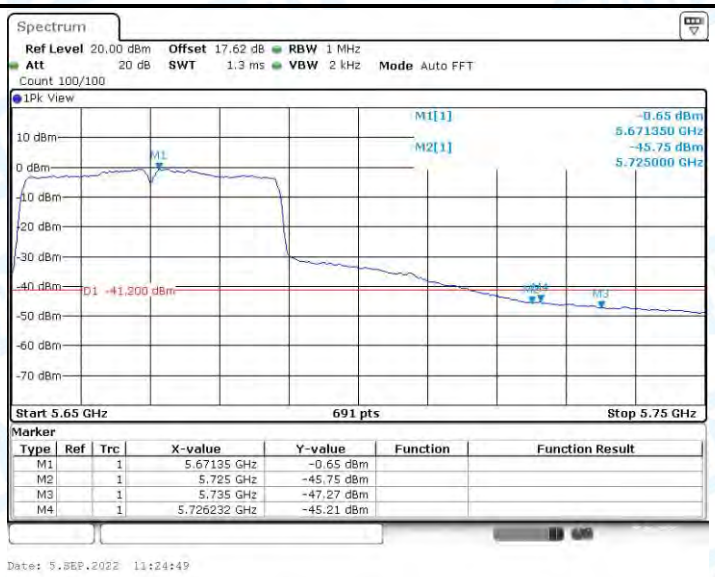

11AC40SISO_Ant1_High_5670_Peak

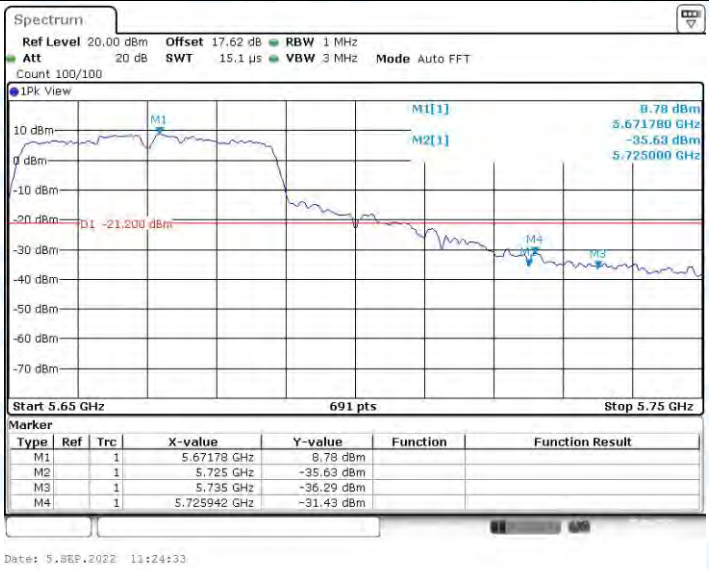

11AC40SISO_Ant1_Low_5755_Peak

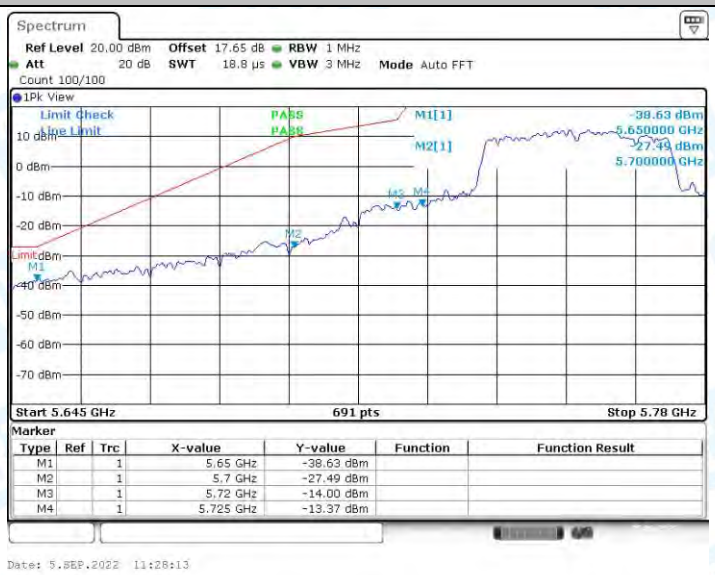

11AC40SISO_Ant1_High_5795_Peak

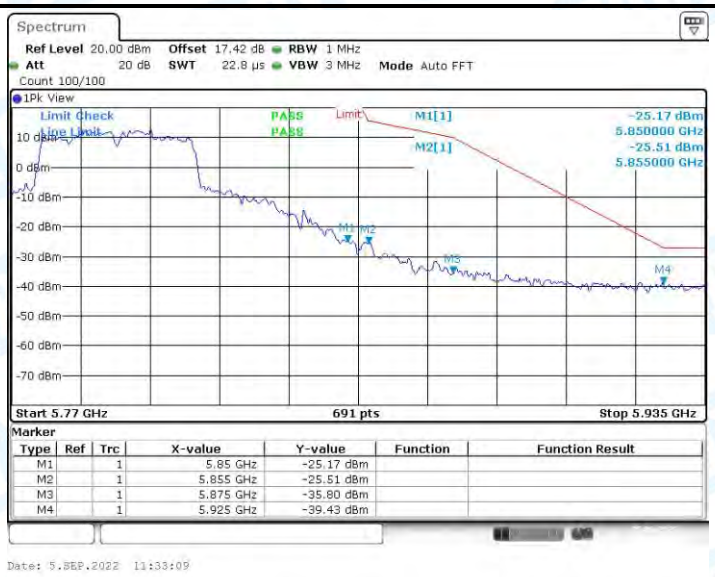

11AC80SISO_Ant1_Low_5210_AV

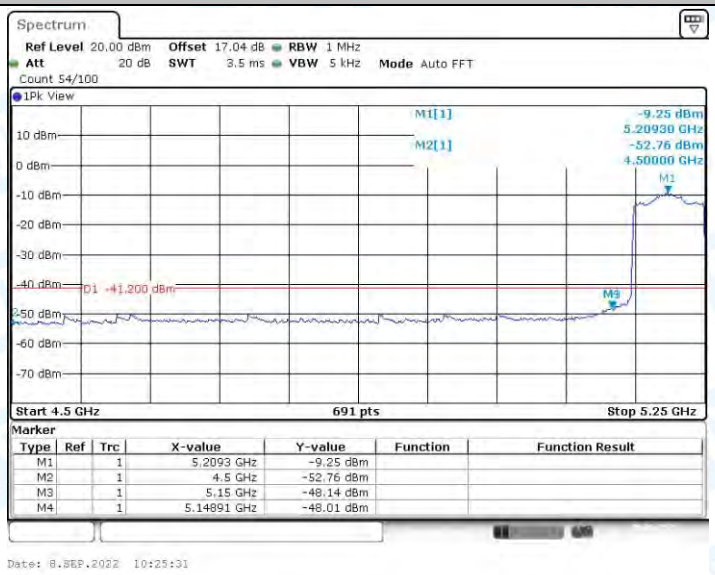

11AC80SISO_Ant1_Low_5210_Peak

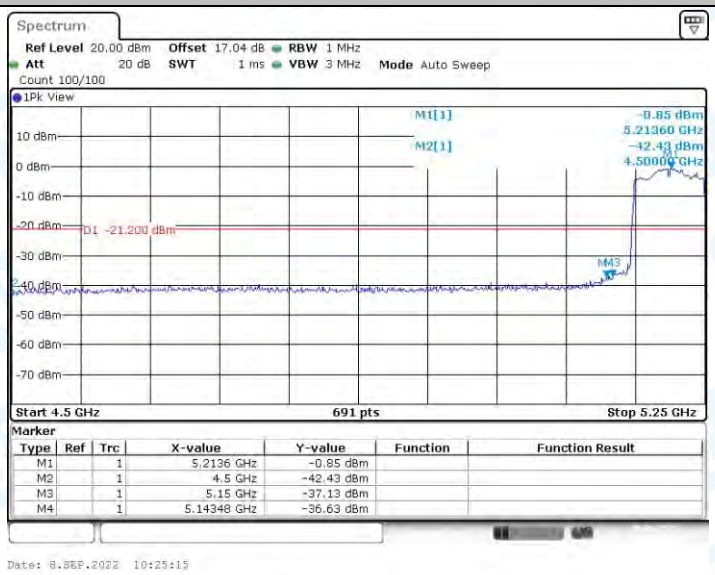

11AC80SISO_Ant1_High_5290_AV

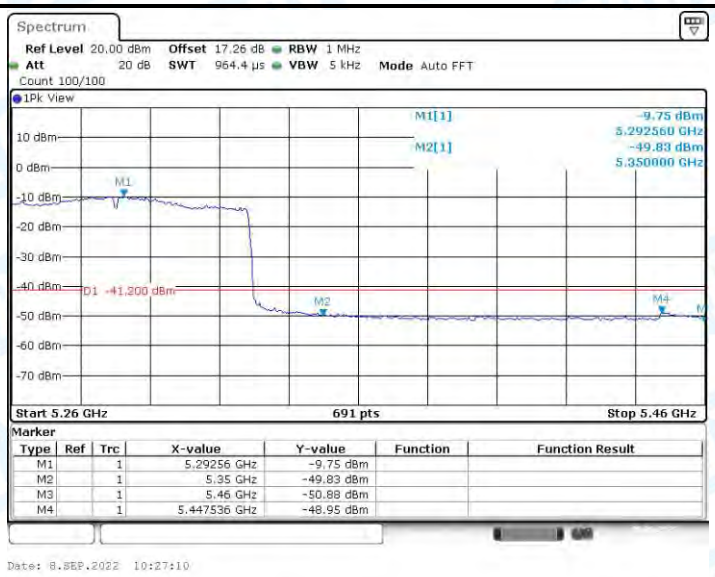

11AC80SISO_Ant1_High_5290_Peak

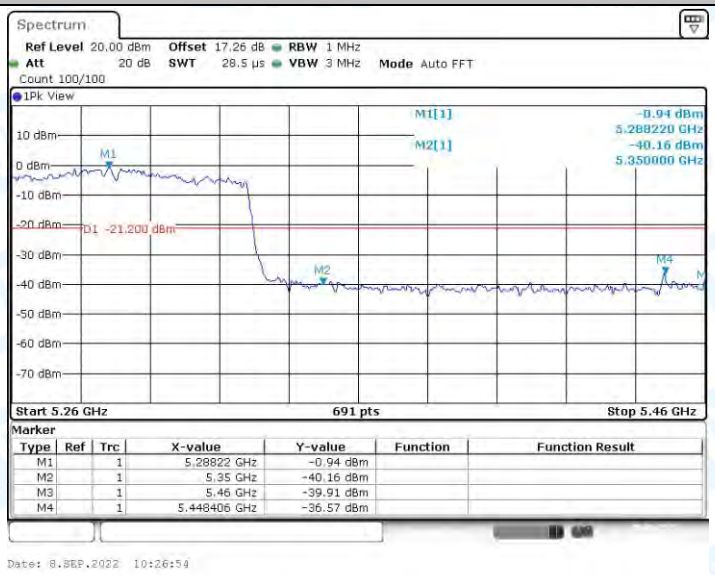

11AC80SISO_Ant1_Low_5530_AV

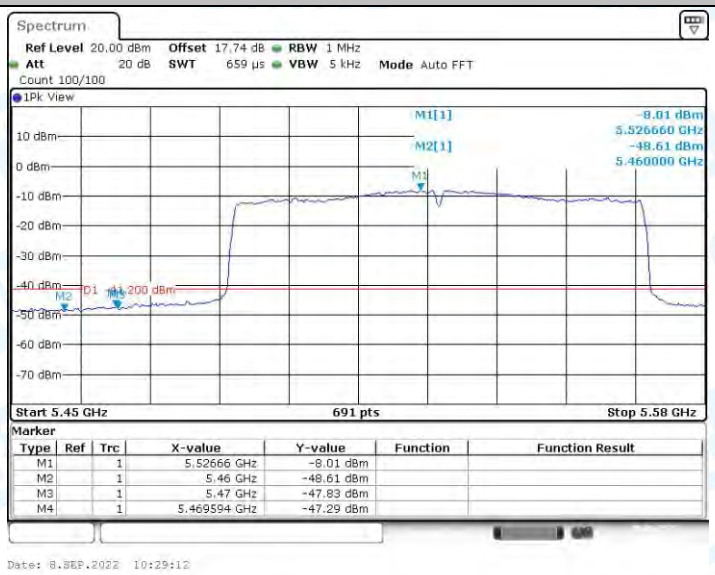

11AC80SISO_Ant1_Low_5530_Peak

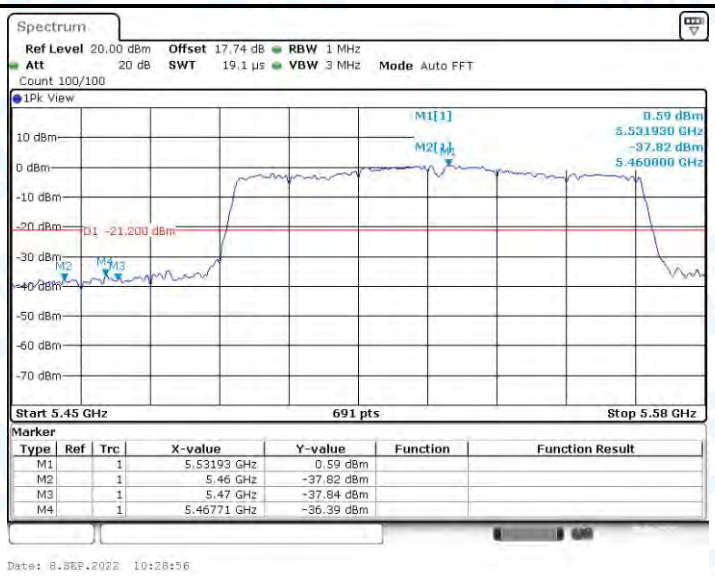

11AC80SISO_Ant1_High_5610_AV

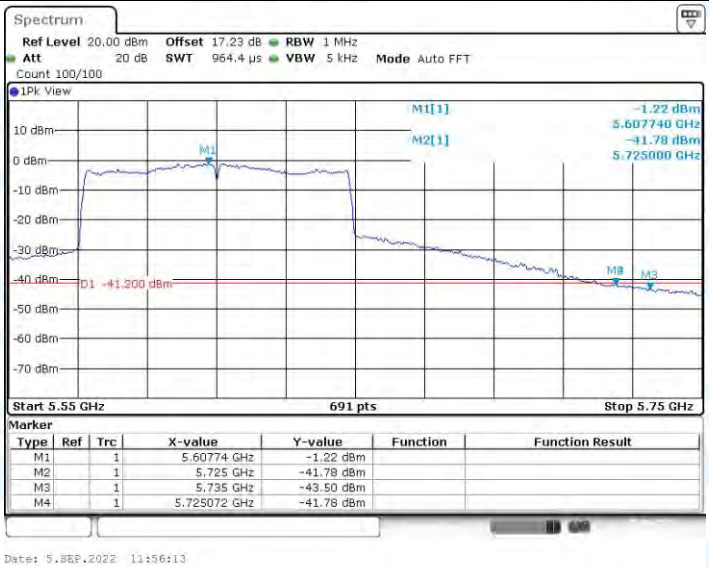

11AC80SISO_Ant1_High_5610_Peak

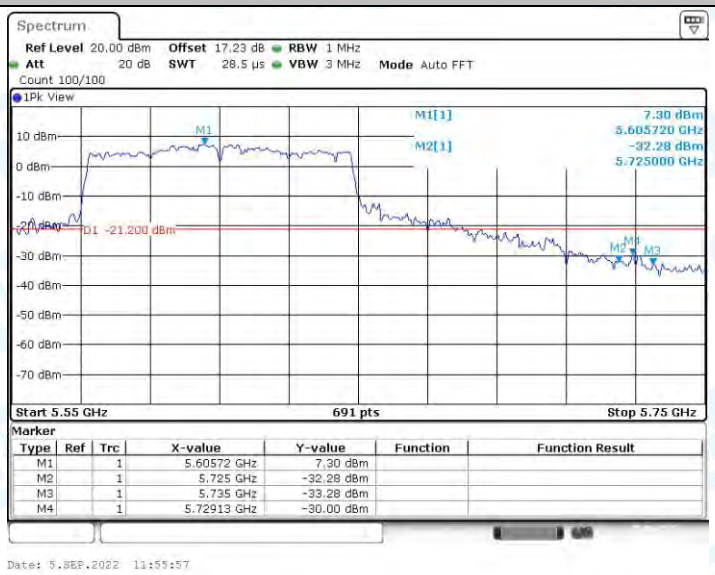

11AC80SISO_Ant1_Low_5775_Peak

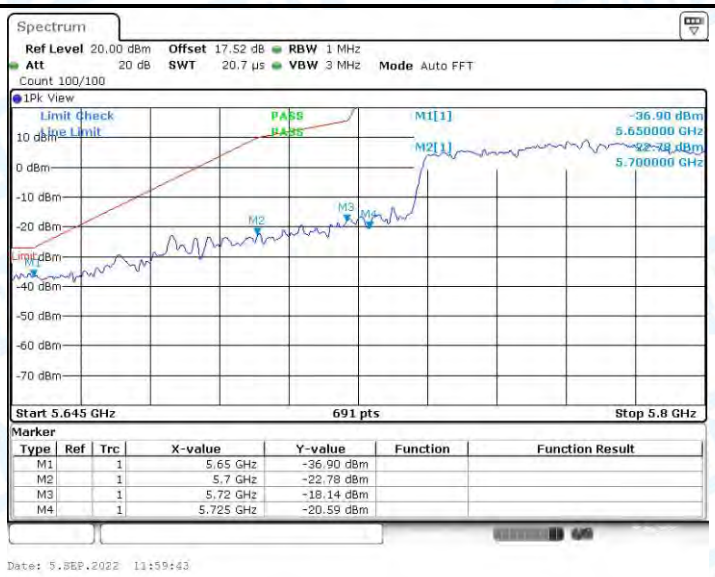

11AC80SISO_Ant1_High_5775_Peak

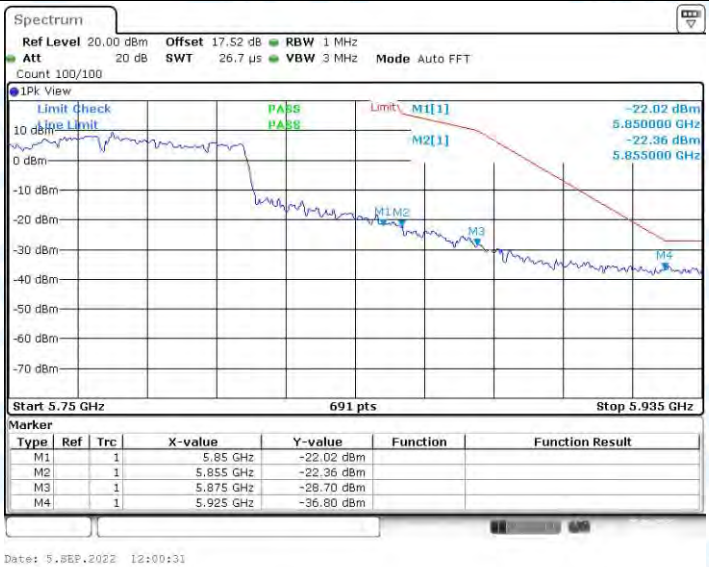

8. Conducted Spurious Emission

8.1.Test Result

TestMode	Antenna	Channel	FreqRange [MHz]	Max. Fre [MHz]	Max. Level [dBm]	Limit [dBm]	Verdict
11A	Ant1	5180	30~1000	970.04	-49.27	≤-27	PASS
			1000~40000	39537.2	-42.5	≤-27	PASS
		5200	30~1000	996.75	-47.64	≤-27	PASS
			1000~40000	39881.7	-41.56	≤-27	PASS
		5240	30~1000	711.16	-50.57	≤-27	PASS
			1000~40000	38635	-42.34	≤-27	PASS
		5260	30~1000	959.67	-51.64	≤-27	PASS
			1000~40000	39675	-42.47	≤-27	PASS
		5280	30~1000	726.32	-51.91	≤-27	PASS
			1000~40000	39591.8	-42.36	≤-27	PASS
		5320	30~1000	707.28	-51.18	≤-27	PASS
			1000~40000	39078.3	-42.39	≤-27	PASS
		5500	30~1000	512.7	-51.76	≤-27	PASS
			1000~40000	39525.5	-42.35	≤-27	PASS
		5580	30~1000	968.4	-51.58	≤-27	PASS
			1000~40000	39000.3	-42.36	≤-27	PASS
		5700	30~1000	958.6	-51.42	≤-27	PASS
			1000~40000	39199.2	-41.42	≤-27	PASS
		5745	30~1000	864.77	-50.12	≤-27	PASS
			1000~40000	39732.2	-41.84	≤-27	PASS
		5785	30~1000	994.33	-51.42	≤-27	PASS
			1000~40000	39407.2	-41.68	≤-27	PASS
		5825	30~1000	110.3	-51.39	≤-27	PASS
			1000~40000	38979.5	-42.5	≤-27	PASS
11N20SISO	Ant1	5180	30~1000	970.98	-46.18	≤-27	PASS
			1000~40000	39984.4	-42.05	≤-27	PASS
		5200	30~1000	997.27	-49.03	≤-27	PASS
			1000~40000	38949.6	-41.32	≤-27	PASS
		5240	30~1000	892.51	-50.9	≤-27	PASS
			1000~40000	39239.5	-42.21	≤-27	PASS
		5260	30~1000	863.74	-51.25	≤-27	PASS
			1000~40000	39963.6	-42.56	≤-27	PASS
		5280	30~1000	976.16	-49.92	≤-27	PASS
			1000~40000	38973	-41.38	≤-27	PASS
		5320	30~1000	820.9	-51.65	≤-27	PASS
			1000~40000	39017.2	-42.17	≤-27	PASS
		5500	30~1000	609.22	-50.96	≤-27	PASS
			1000~40000	38984.7	-41.52	≤-27	PASS
		5580	30~1000	790.12	-49.05	≤-27	PASS
			1000~40000	39948	-42.39	≤-27	PASS

		5700	30~1000	318.61	-51.61	≤-27	PASS
			1000~40000	39967.5	-42.02	≤-27	PASS
		5745	30~1000	898.4	-48.7	≤-27	PASS
			1000~40000	39630.8	-41.78	≤-27	PASS
		5785	30~1000	888.21	-48.49	≤-27	PASS
			1000~40000	39036.7	-42.4	≤-27	PASS
		5825	30~1000	859.95	-50.75	≤-27	PASS
			1000~40000	39511.2	-42.52	≤-27	PASS
11N40SISO	Ant1	5190	30~1000	984.89	-50.22	≤-27	PASS
			1000~40000	38872.9	-42.85	≤-27	PASS
		5230	30~1000	892.48	-52.52	≤-27	PASS
			1000~40000	39270.7	-42.06	≤-27	PASS
		5270	30~1000	863.8	-50.16	≤-27	PASS
			1000~40000	39366.9	-42.29	≤-27	PASS
		5310	30~1000	508.57	-50.93	≤-27	PASS
			1000~40000	39968.8	-42.22	≤-27	PASS
		5510	30~1000	959.57	-48.47	≤-27	PASS
			1000~40000	39659.4	-40.95	≤-27	PASS
		5550	30~1000	695.22	-52.14	≤-27	PASS
			1000~40000	39075.7	-42.53	≤-27	PASS
		5670	30~1000	890.18	-49.98	≤-27	PASS
			1000~40000	38940.5	-41.9	≤-27	PASS
		5755	30~1000	965.97	-49.38	≤-27	PASS
			1000~40000	39008.1	-42	≤-27	PASS
		5795	30~1000	958.5	-51.68	≤-27	PASS
			1000~40000	37346.7	-42.08	≤-27	PASS
11AC20SISO	Ant1	5180	30~1000	970.53	-49.64	≤-27	PASS
			1000~40000	39047.1	-42.84	≤-27	PASS
		5200	30~1000	991.74	-50.7	≤-27	PASS
			1000~40000	39385.1	-42.13	≤-27	PASS
		5240	30~1000	932.09	-51.79	≤-27	PASS
			1000~40000	39615.2	-42.6	≤-27	PASS
		5260	30~1000	960.47	-52.17	≤-27	PASS
			1000~40000	39992.2	-42.92	≤-27	PASS
		5280	30~1000	512.9	-51.95	≤-27	PASS
			1000~40000	39658.1	-41.82	≤-27	PASS
		5320	30~1000	711.06	-51.94	≤-27	PASS
			1000~40000	39526.8	-42.96	≤-27	PASS
		5500	30~1000	256.02	-51.73	≤-27	PASS
			1000~40000	39096.5	-41.14	≤-27	PASS
		5580	30~1000	891.25	-51.03	≤-27	PASS
			1000~40000	38996.4	-40.95	≤-27	PASS
		5700	30~1000	624.9	-51.85	≤-27	PASS
			1000~40000	39626.9	-42.33	≤-27	PASS
		5745	30~1000	968.56	-49.83	≤-27	PASS
			1000~40000	38099.4	-41.81	≤-27	PASS

		5785	30~1000	860.11	-50.51	≤-27	PASS
			1000~40000	39989.6	-42.59	≤-27	PASS
		5825	30~1000	867.2	-52.16	≤-27	PASS
			1000~40000	39467	-41.3	≤-27	PASS
11AC40SISO	Ant1	5190	30~1000	709.58	-49.71	≤-27	PASS
			1000~40000	39945.4	-42.49	≤-27	PASS
		5230	30~1000	944.7	-51.42	≤-27	PASS
			1000~40000	38961.3	-42.74	≤-27	PASS
		5270	30~1000	872.53	-52.45	≤-27	PASS
			1000~40000	39996.1	-42.13	≤-27	PASS
		5310	30~1000	890.54	-51.65	≤-27	PASS
			1000~40000	38554.4	-42.84	≤-27	PASS
		5510	30~1000	970.89	-51.34	≤-27	PASS
			1000~40000	38601.2	-41.44	≤-27	PASS
		5550	30~1000	861.63	-52.15	≤-27	PASS
			1000~40000	39295.4	-40.21	≤-27	PASS
		5670	30~1000	959.05	-50.42	≤-27	PASS
			1000~40000	39918.1	-42.21	≤-27	PASS
		5755	30~1000	902.24	-52.32	≤-27	PASS
			1000~40000	39027.6	-42.24	≤-27	PASS
		5795	30~1000	708.15	-51.32	≤-27	PASS
			1000~40000	39970.1	-41.99	≤-27	PASS
11AC80SISO	Ant1	5210	30~1000	902.6	-43.65	≤-27	PASS
			1000~40000	39044.5	-41.91	≤-27	PASS
		5290	30~1000	865.03	-50.55	≤-27	PASS
			1000~40000	39989.6	-41.96	≤-27	PASS
		5530	30~1000	902.37	-45.22	≤-27	PASS
			1000~40000	38960	-42.18	≤-27	PASS
		5610	30~1000	902.28	-48.12	≤-27	PASS
			1000~40000	1781.3	-39.85	≤-27	PASS
		5775	30~1000	902.6	-47.58	≤-27	PASS
			1000~40000	39936.3	-42.04	≤-27	PASS

8.2.Test Graphs

11A_Ant1_5180_30~1000

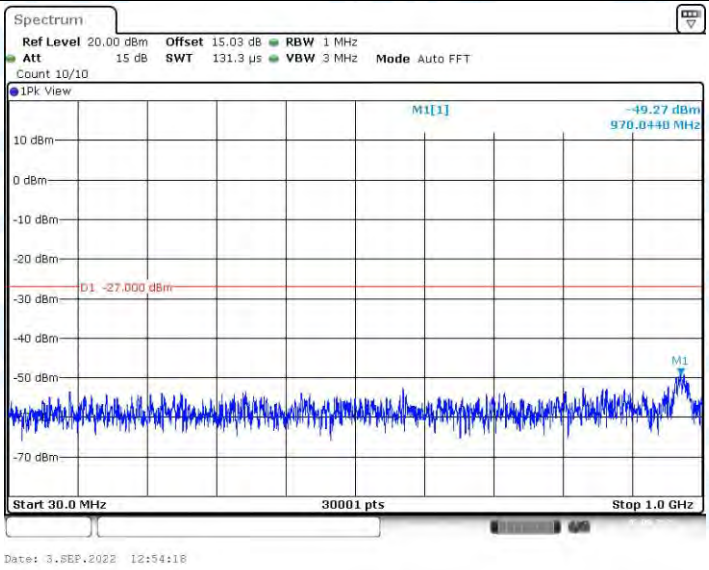

11A_Ant1_5180_1000~40000

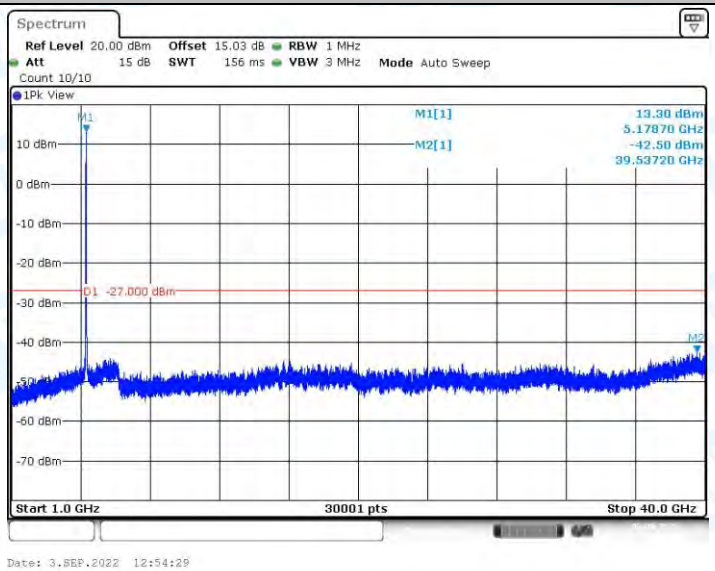

11A_Ant1_5200_30~1000

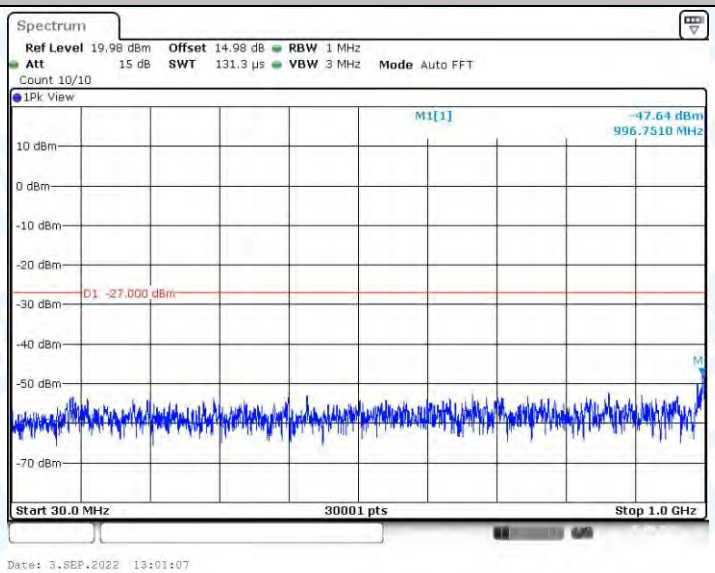

11A_Ant1_5200_1000~40000

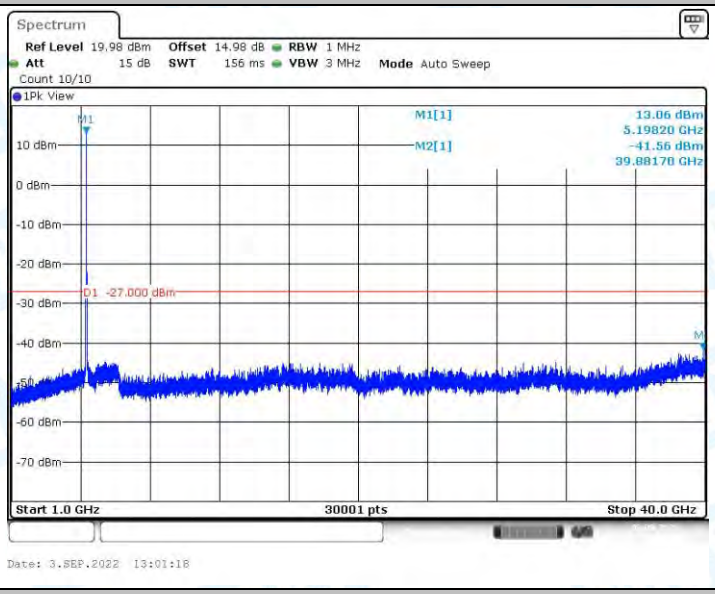

11A_Ant1_5240_30~1000

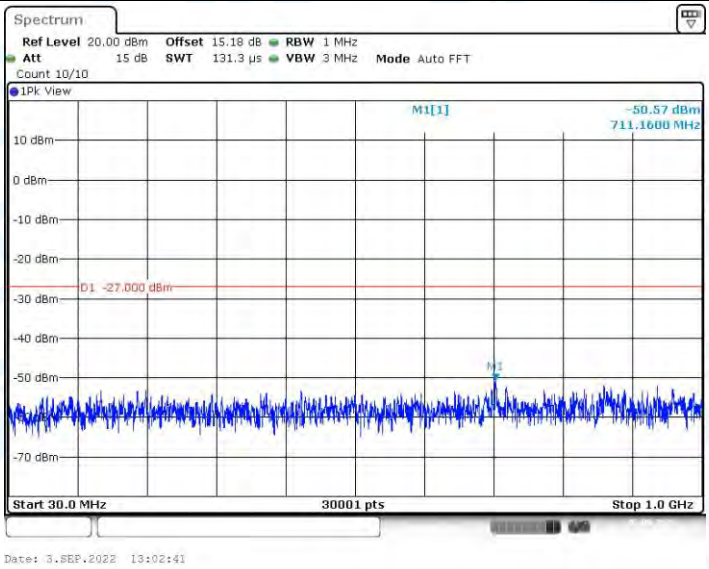

11A_Ant1_5240_1000~40000

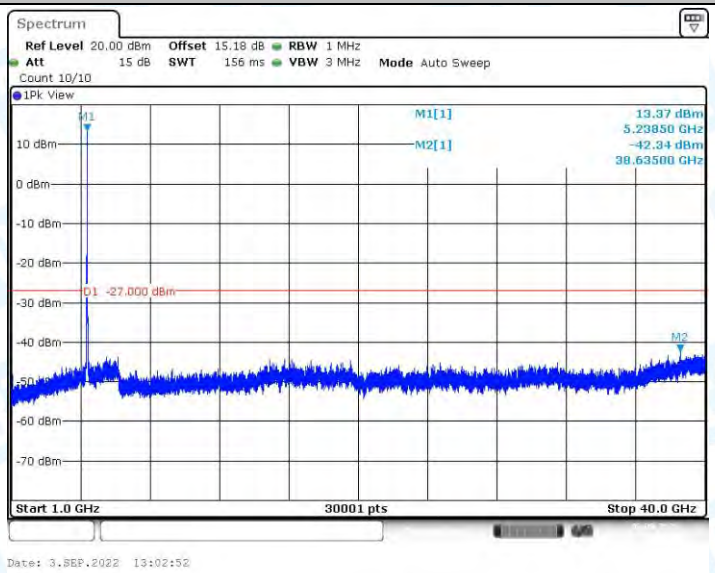

11A_Ant1_5260_30~1000

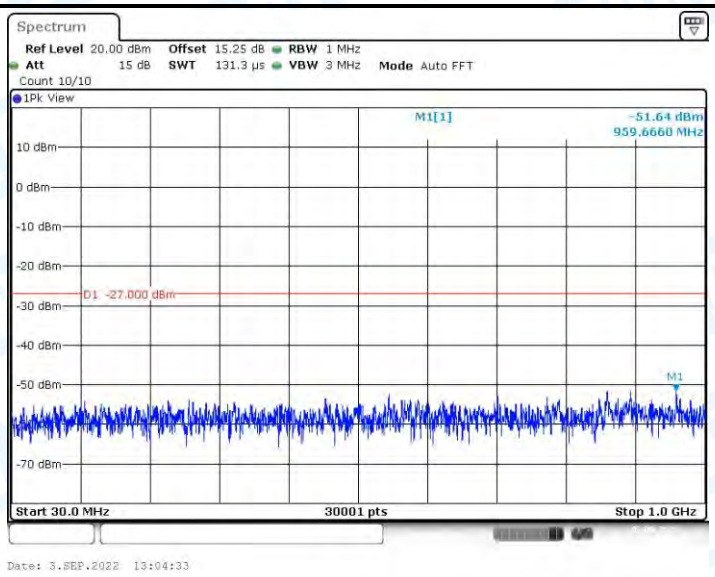

11A_Ant1_5260_1000~40000

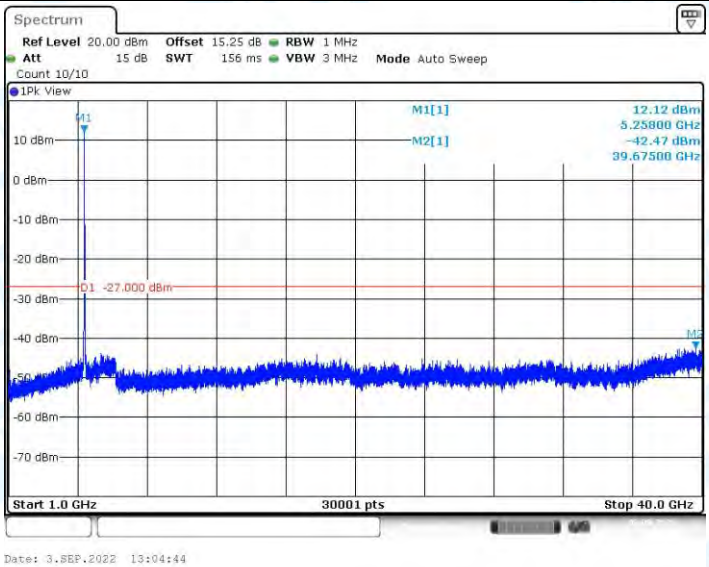

11A_Ant1_5280_30~1000

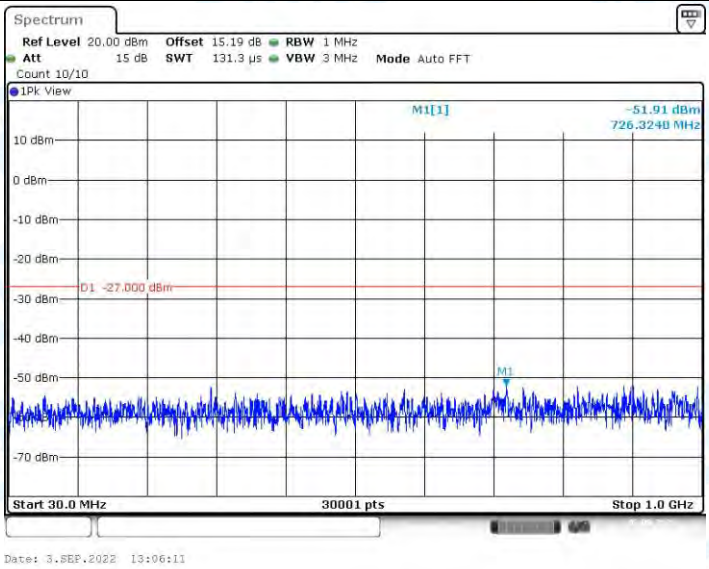

11A_Ant1_5280_1000~40000

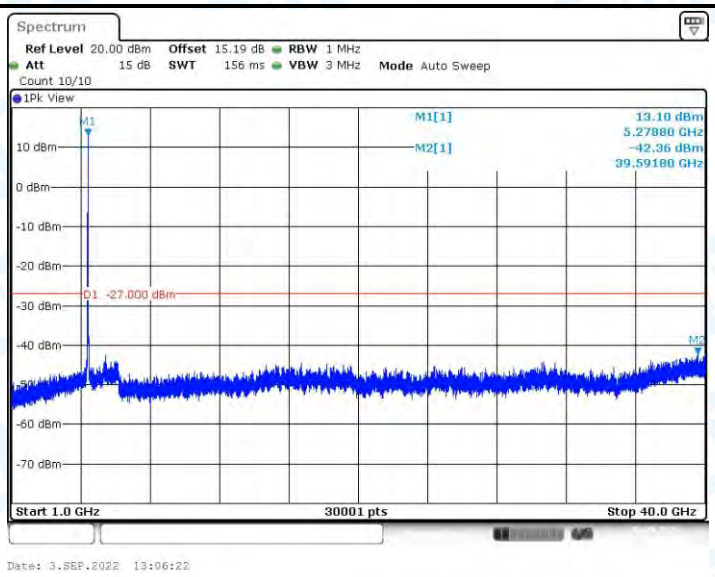

11A_Ant1_5320_30~1000

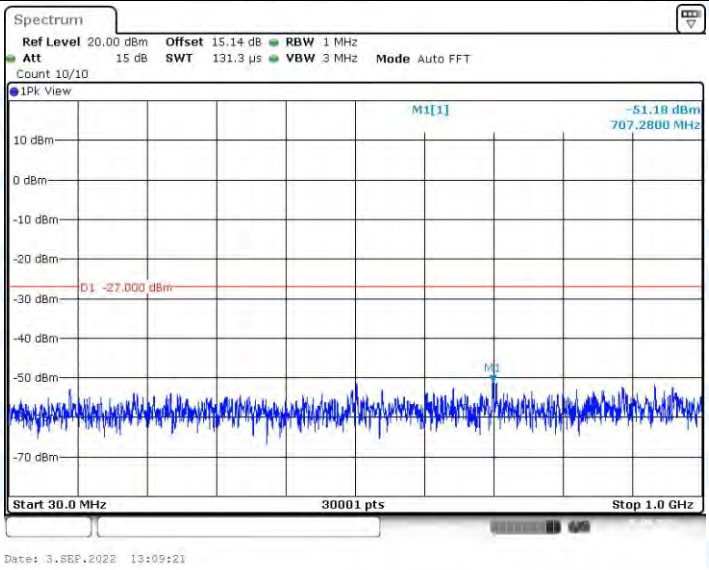

11A_Ant1_5320_1000~40000

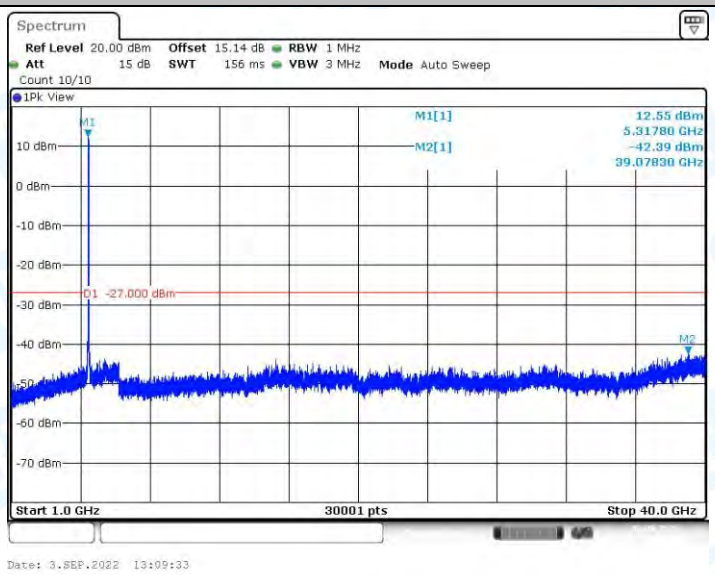

11A_Ant1_5500_30~1000

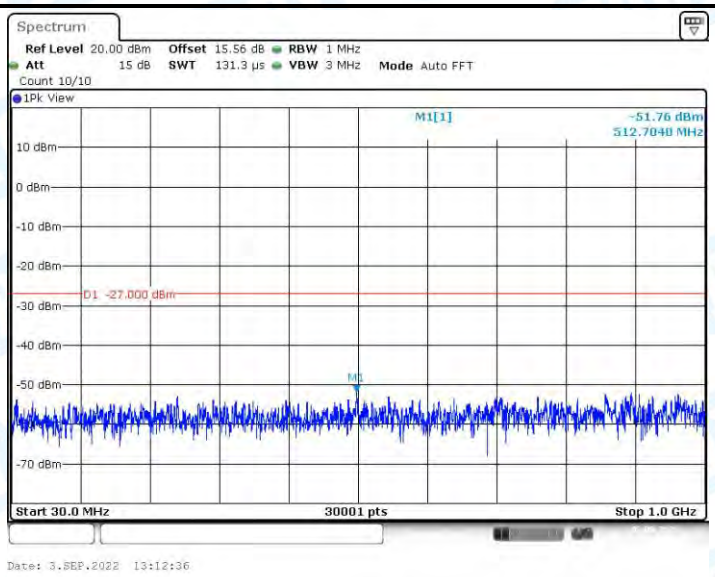

11A_Ant1_5500_1000~40000

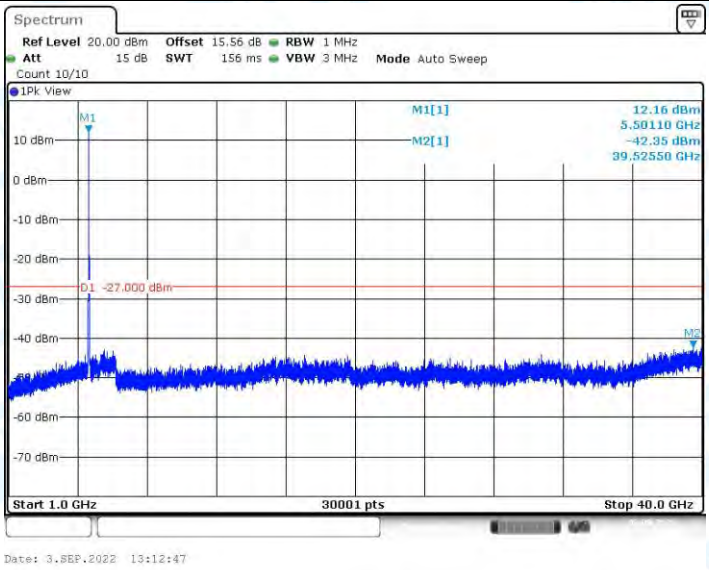

11A_Ant1_5580_30~1000

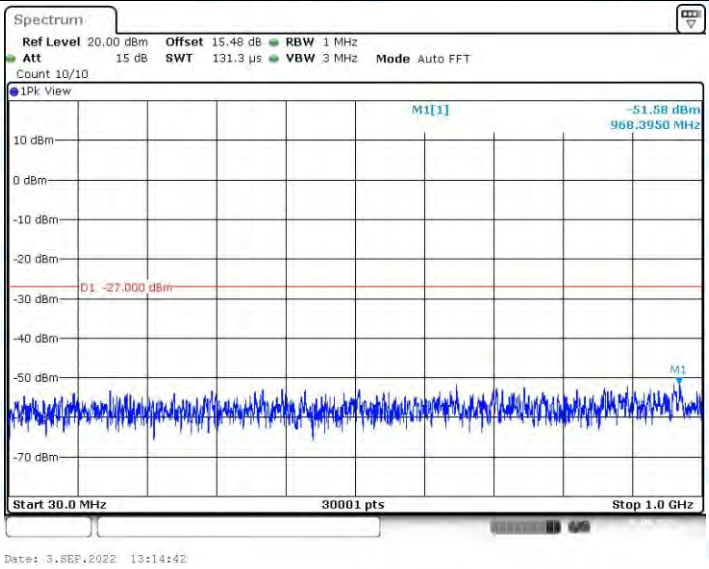

11A_Ant1_5580_1000~40000

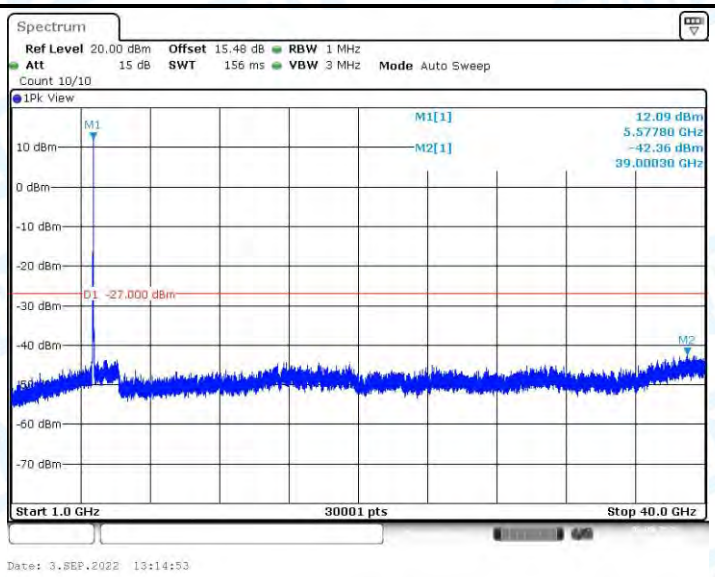

11A_Ant1_5700_30~1000

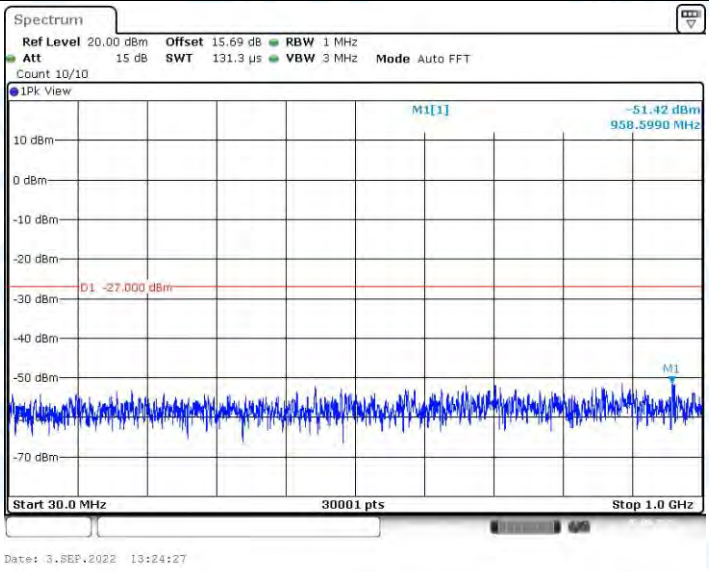

11A_Ant1_5700_1000~40000

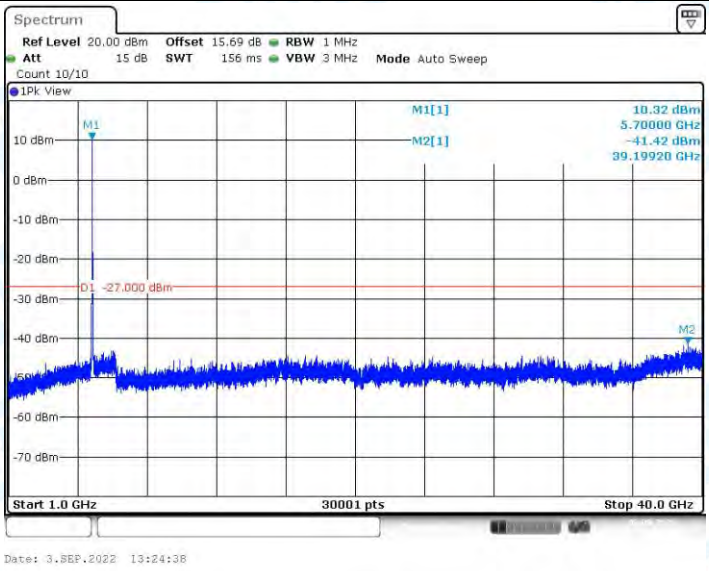

11A_Ant1_5745_30~1000

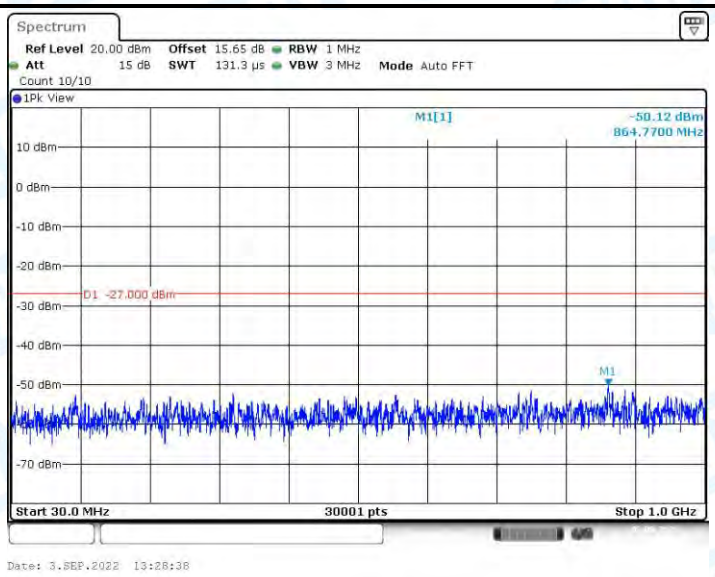

11A_Ant1_5745_1000~40000

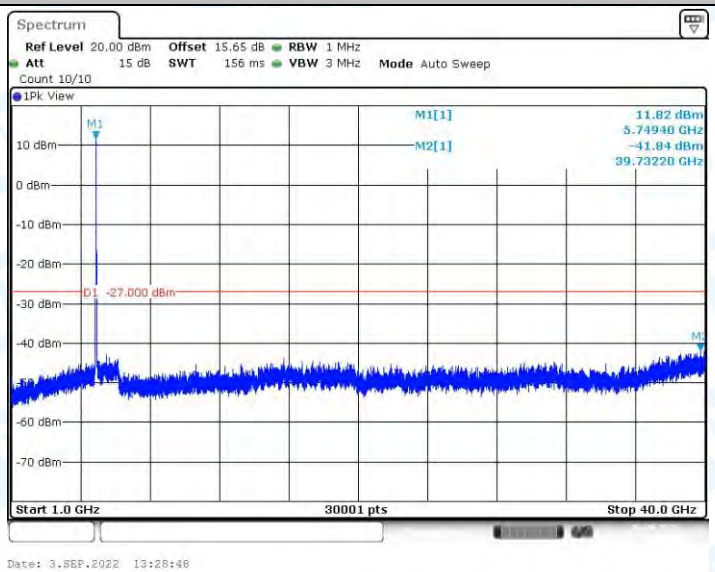

11A_Ant1_5785_30~1000

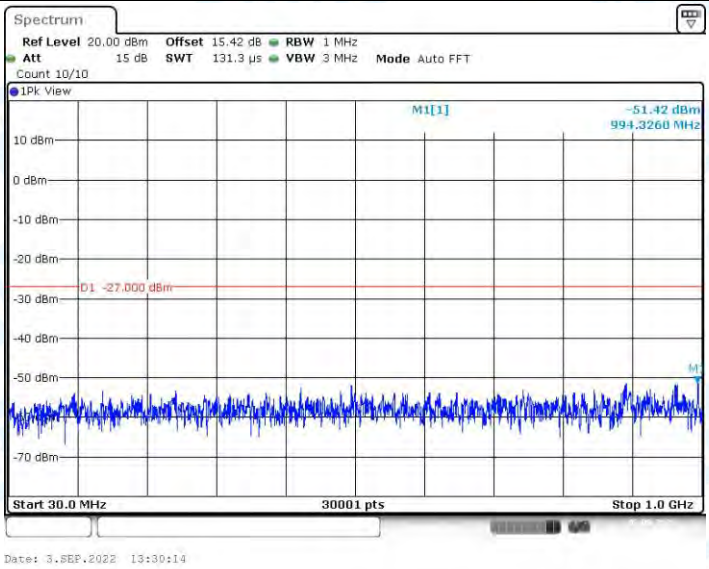

11A_Ant1_5785_1000~40000

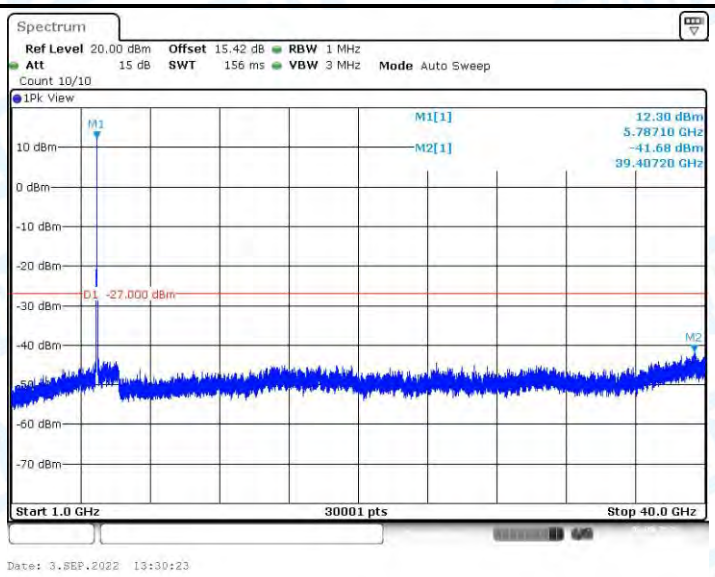

11A_Ant1_5825_30~1000

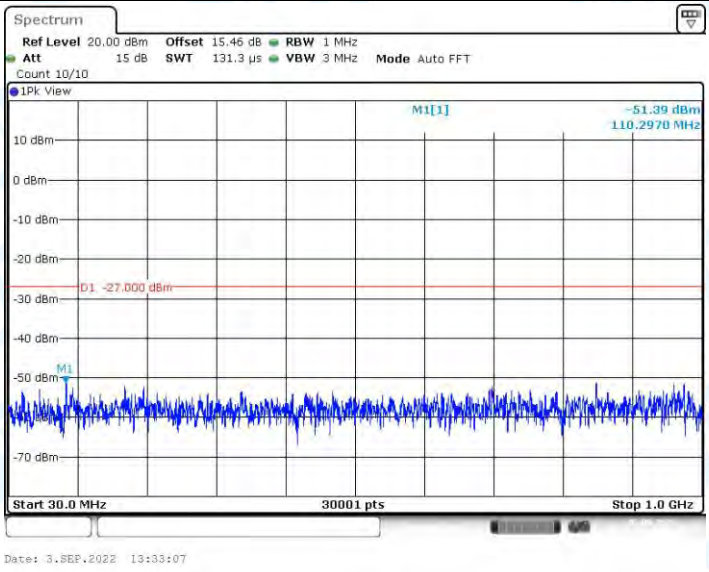

11A_Ant1_5825_1000~40000

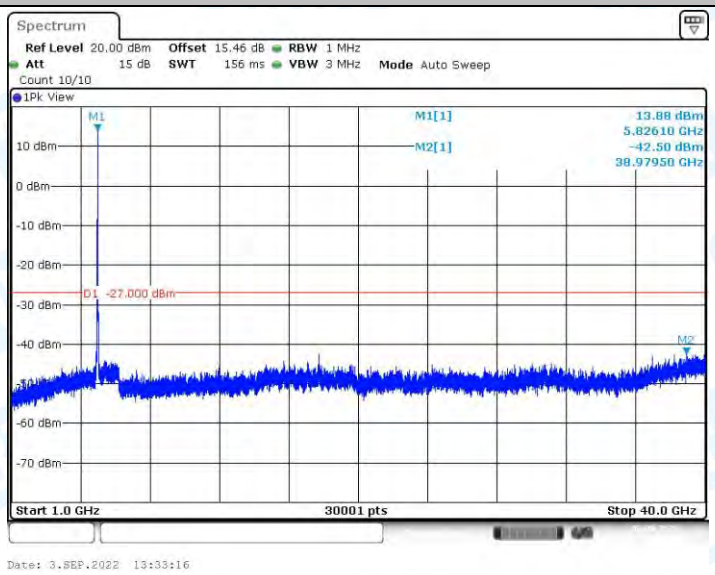

11N20SISO_Ant1_5180_30~1000

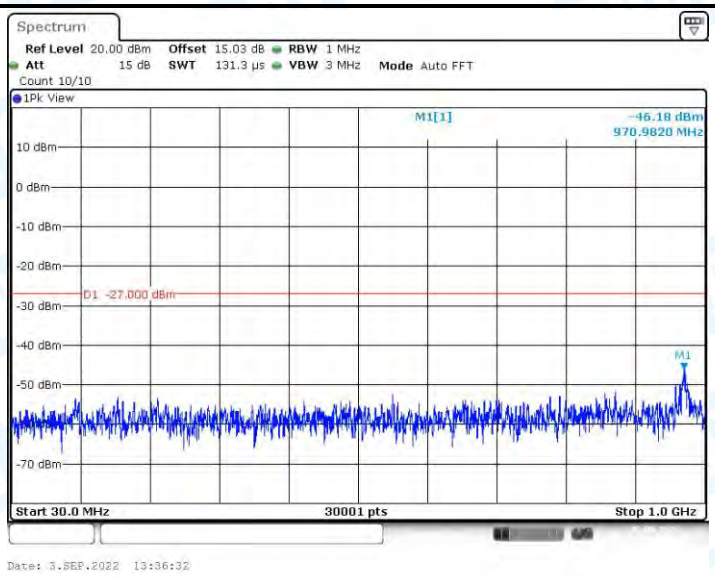

11N20SISO_Ant1_5180_1000~40000

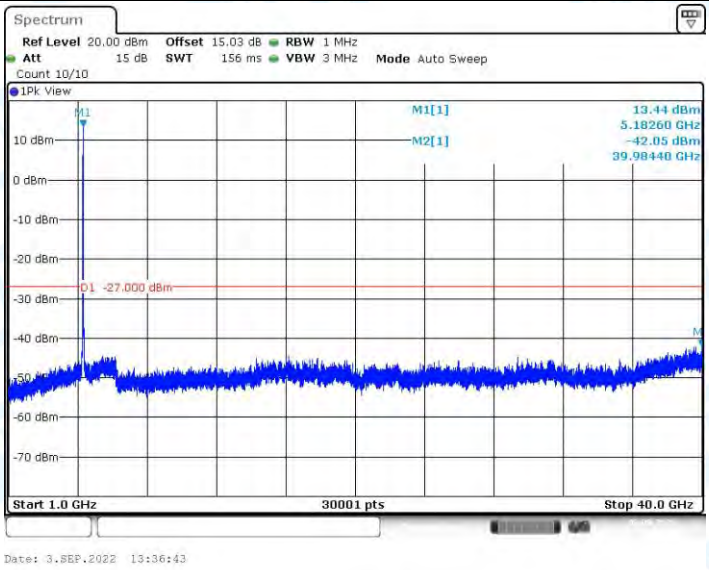

11N20SISO_Ant1_5200_30~1000

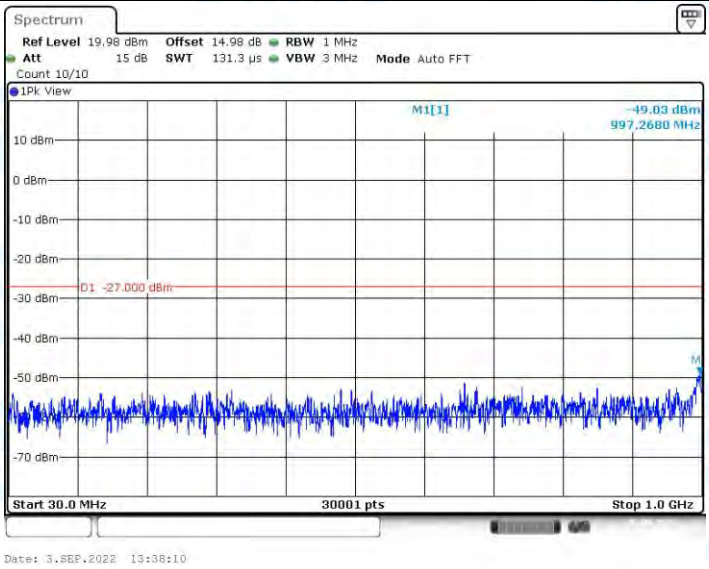

11N20SISO_Ant1_5200_1000~40000

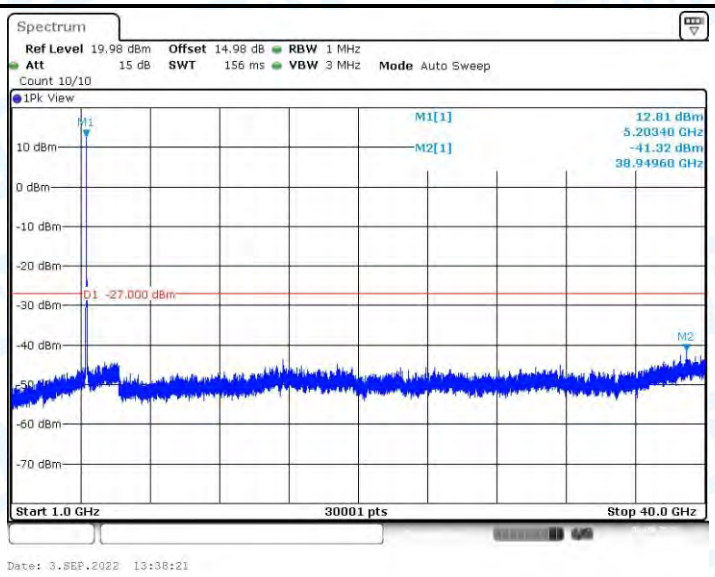

11N20SISO_Ant1_5240_30~1000

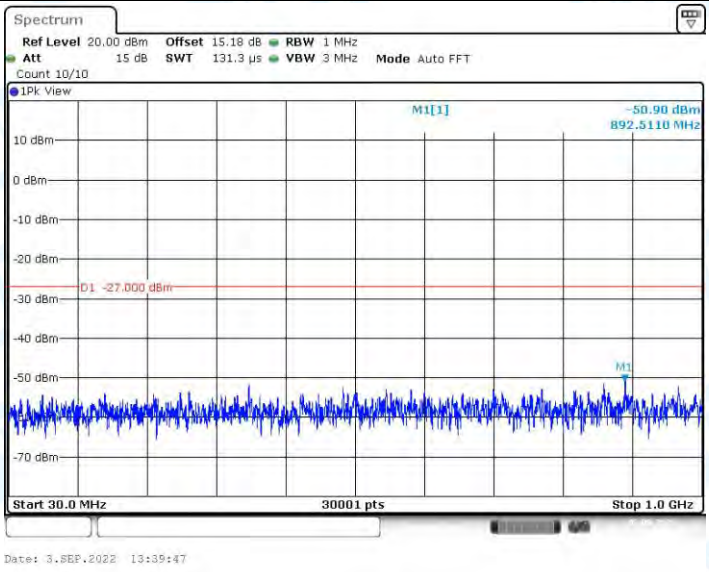

11N20SISO_Ant1_5240_1000~40000

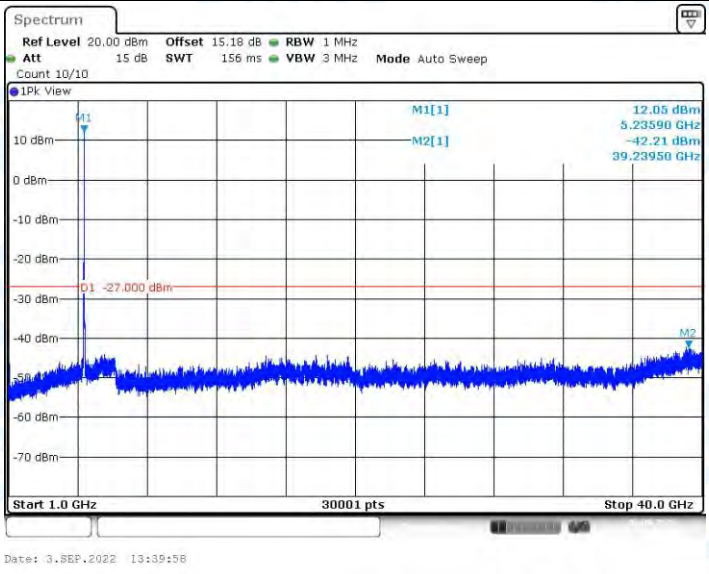

11N20SISO_Ant1_5260_30~1000

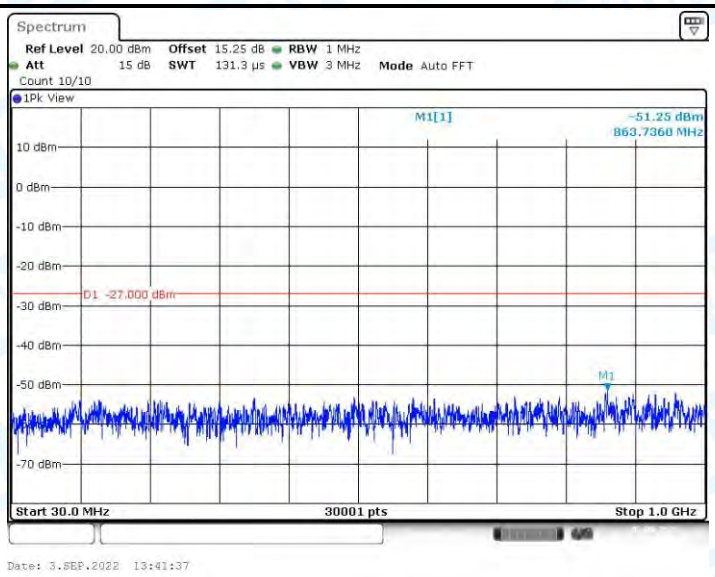

11N20SISO_Ant1_5260_1000~40000

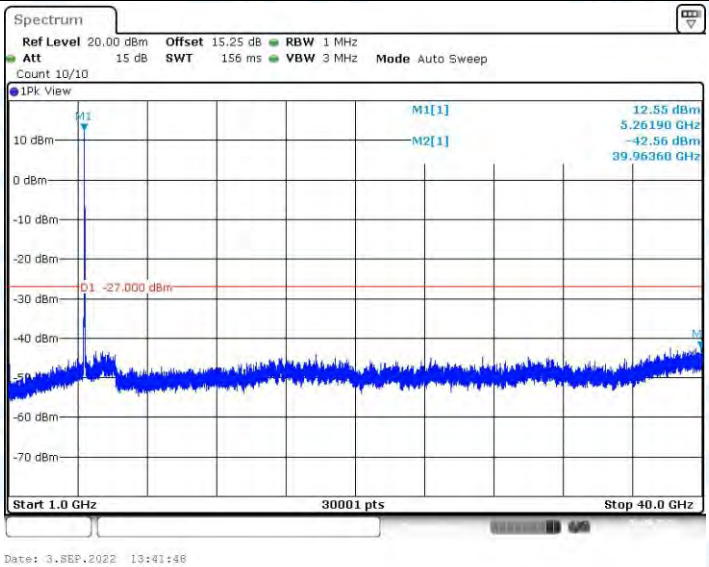

11N20SISO_Ant1_5280_30~1000

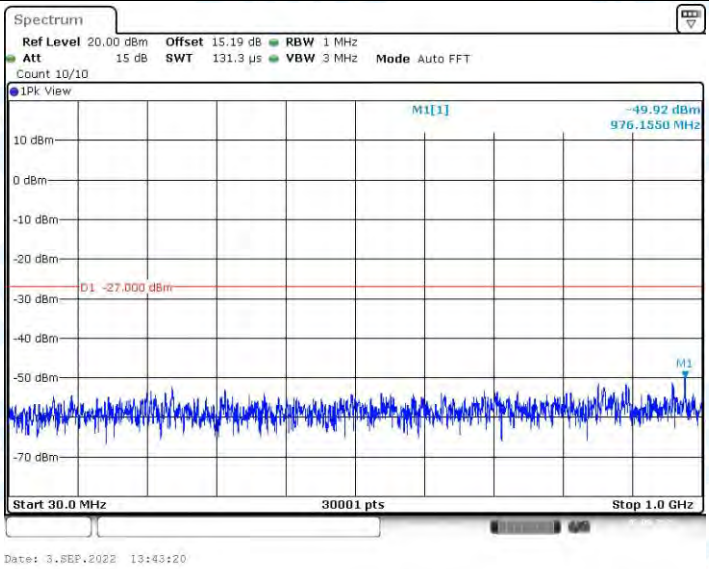

11N20SISO_Ant1_5280_1000~40000

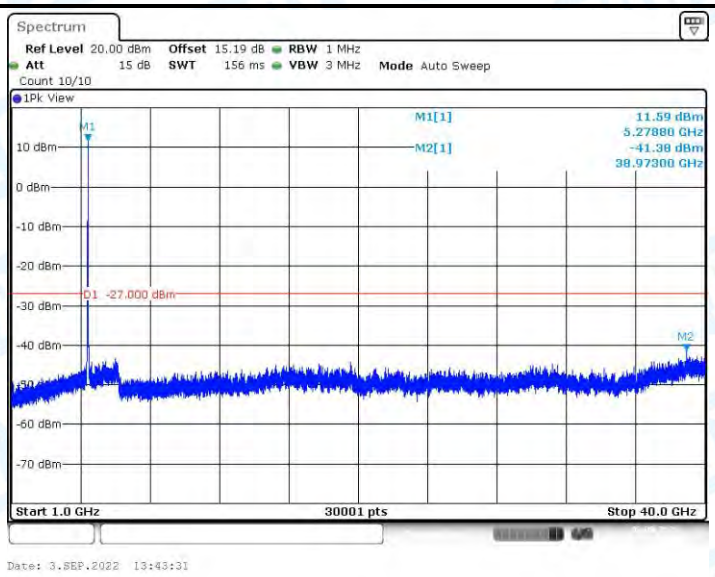

11N20SISO_Ant1_5320_30~1000

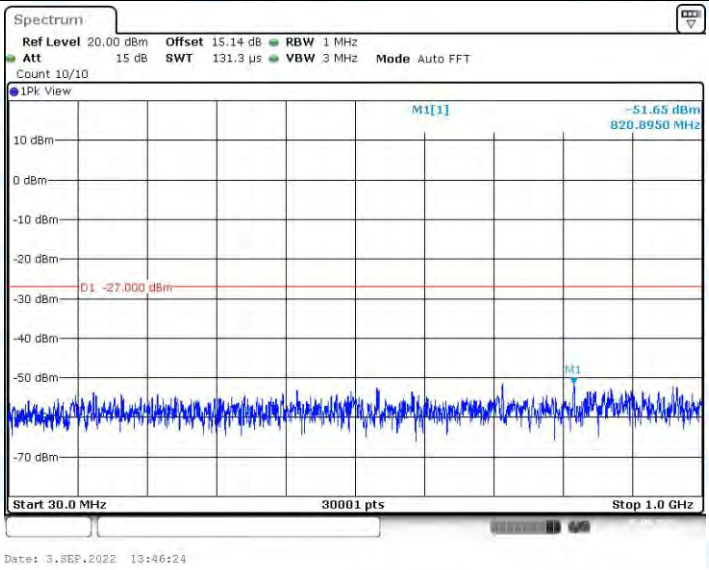

11N20SISO_Ant1_5320_1000~40000

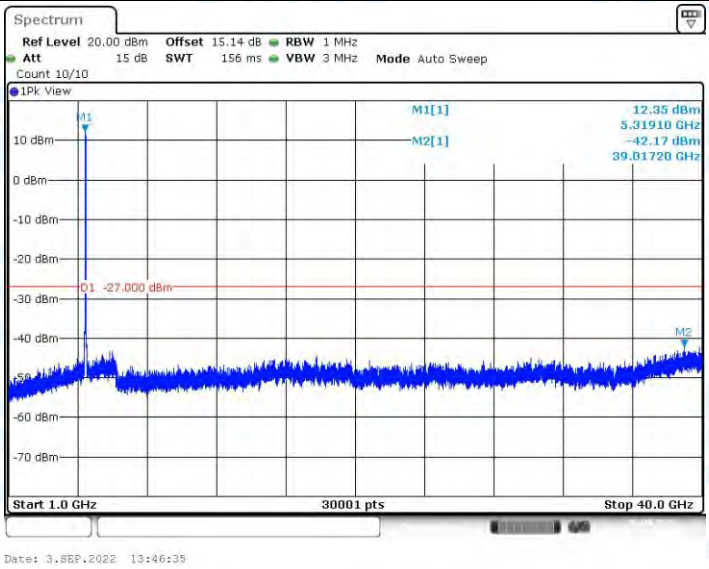

11N20SISO_Ant1_5500_30~1000

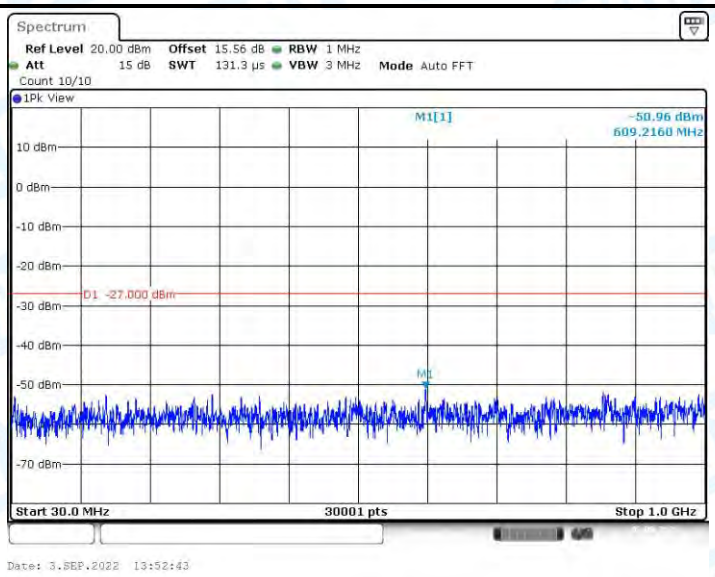

11N20SISO_Ant1_5500_1000~40000

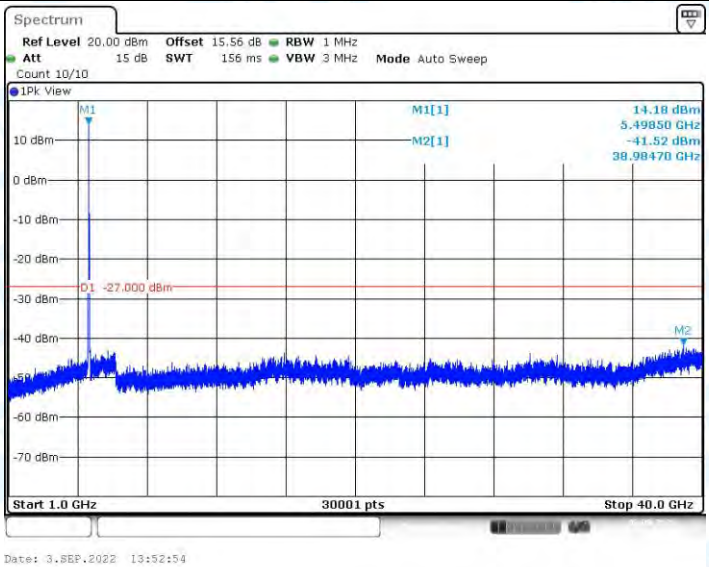

11N20SISO_Ant1_5580_30~1000

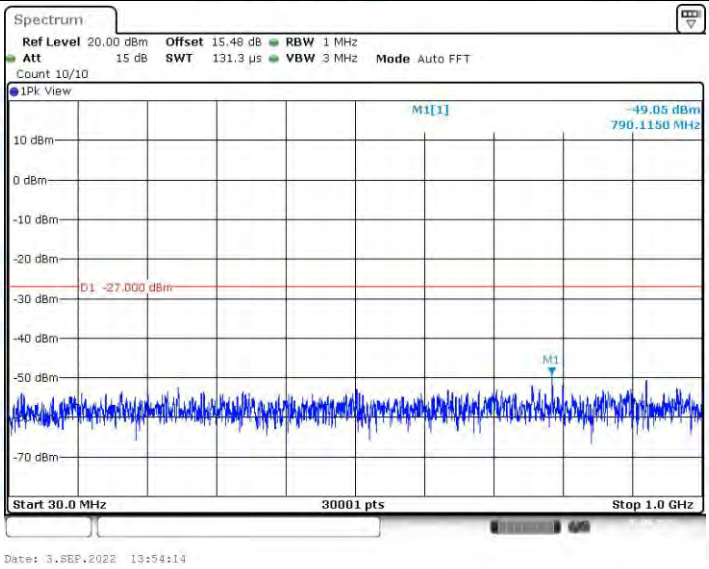

11N20SISO_Ant1_5580_1000~40000

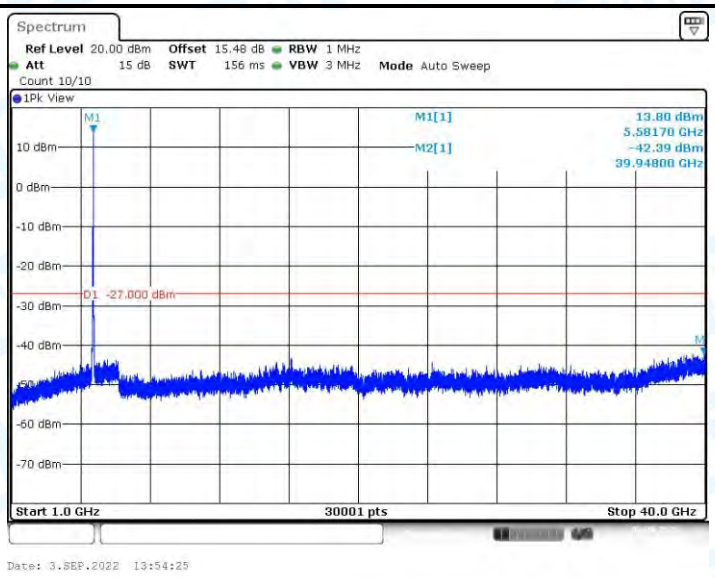

11N20SISO_Ant1_5700_30~1000

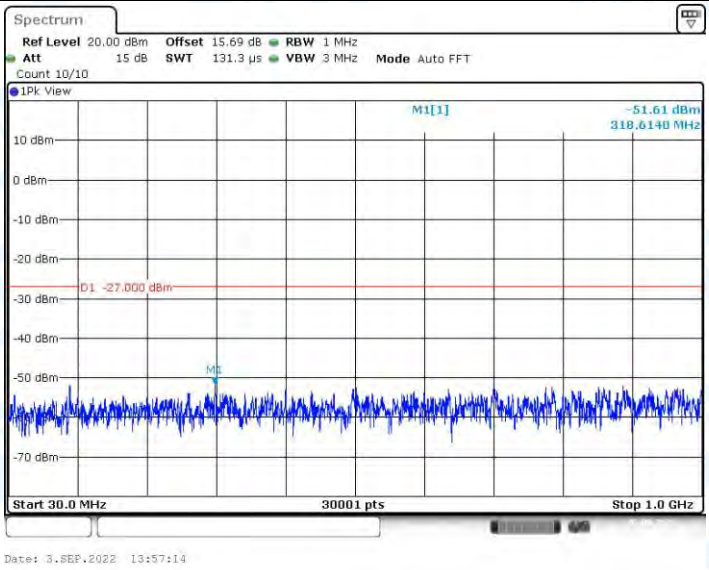

11N20SISO_Ant1_5700_1000~40000

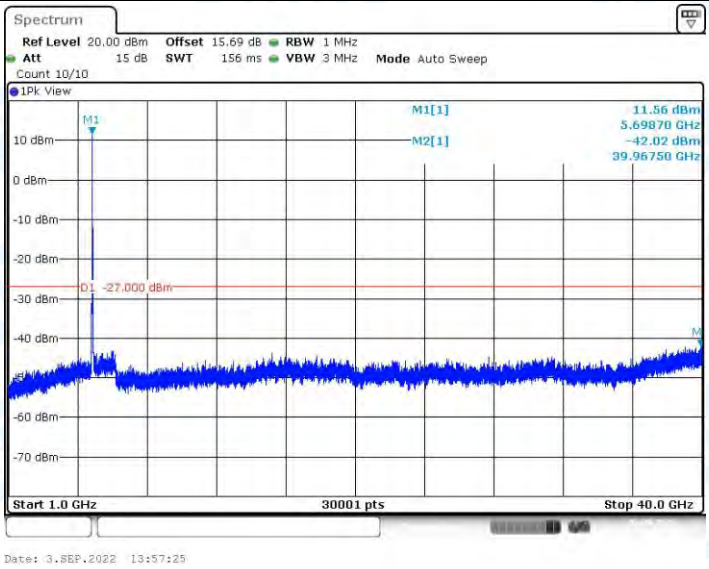

11N20SISO_Ant1_5745_30~1000

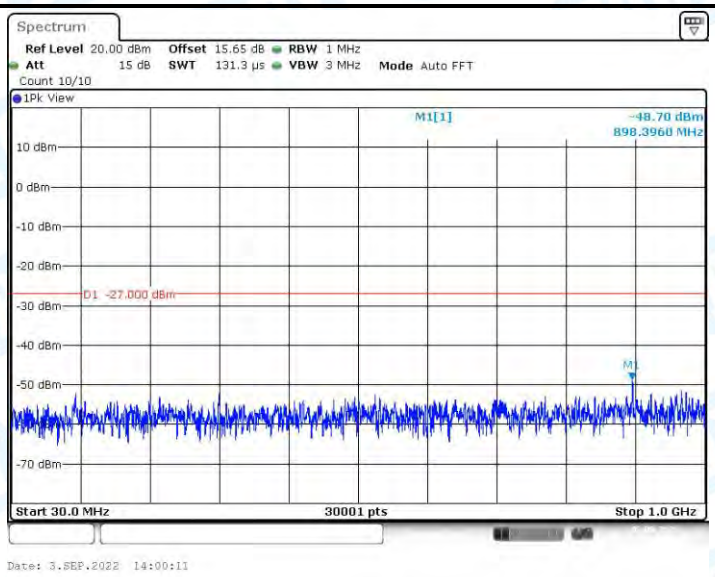

11N20SISO_Ant1_5745_1000~40000

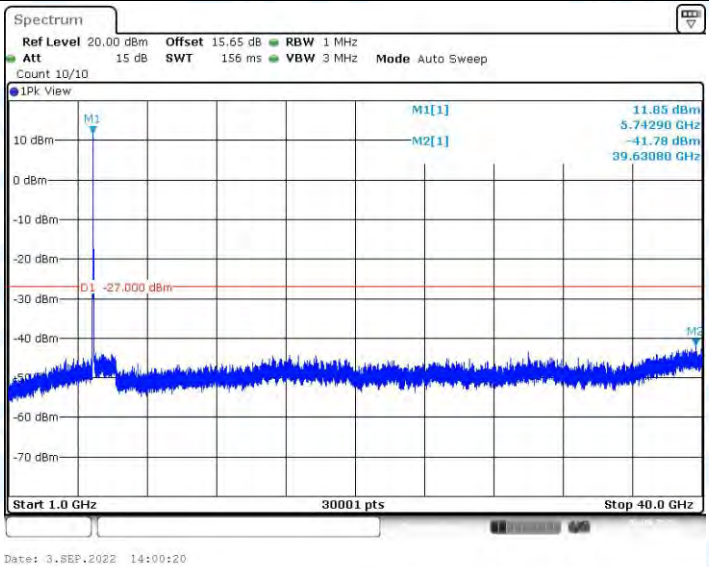

11N20SISO_Ant1_5785_30~1000

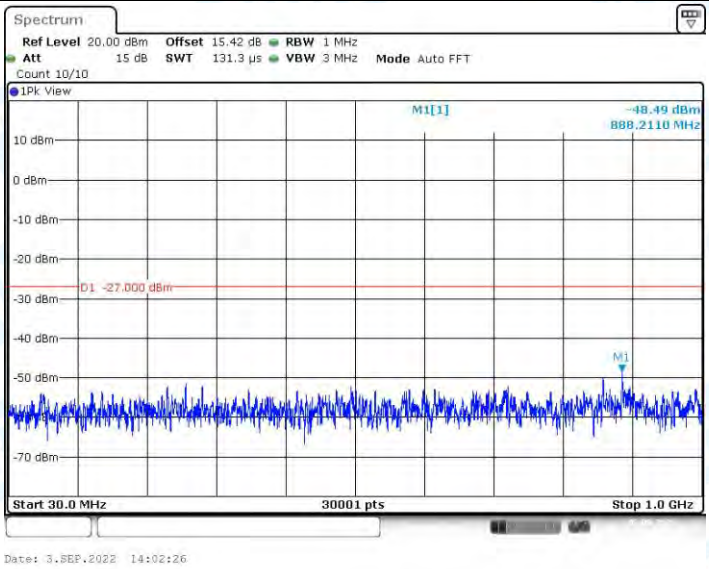

11N20SISO_Ant1_5785_1000~40000

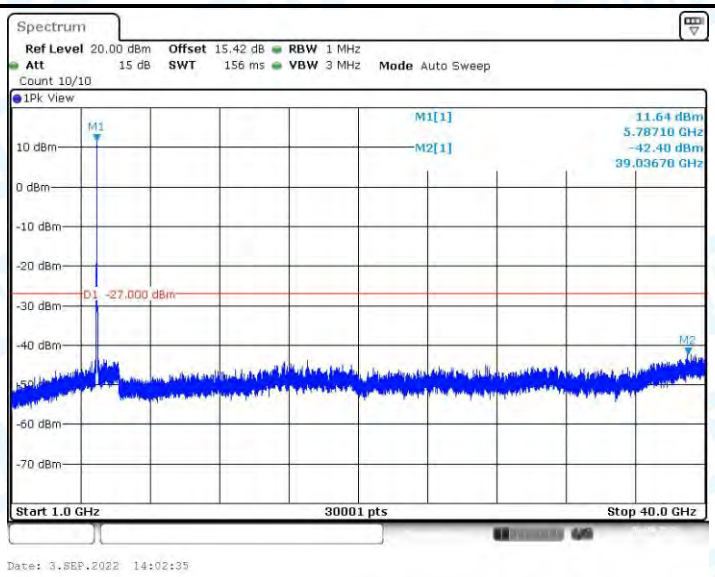

11N20SISO_Ant1_5825_30~1000

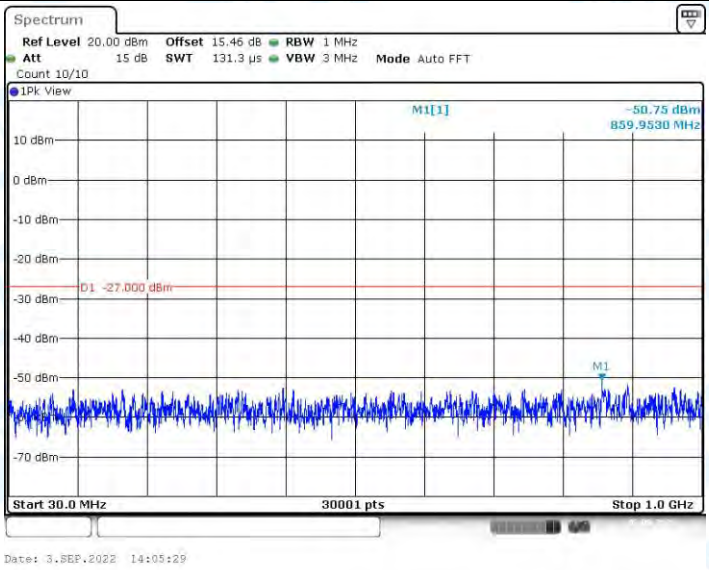

11N20SISO_Ant1_5825_1000~40000

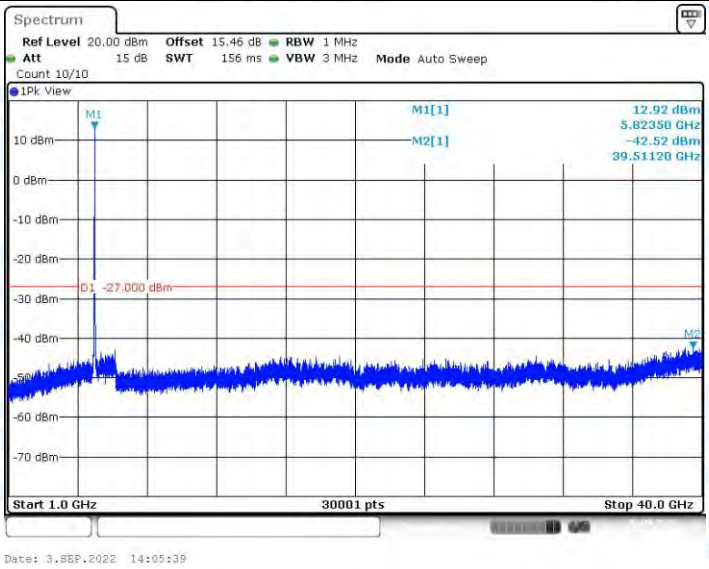

11N40SISO_Ant1_5190_30~1000

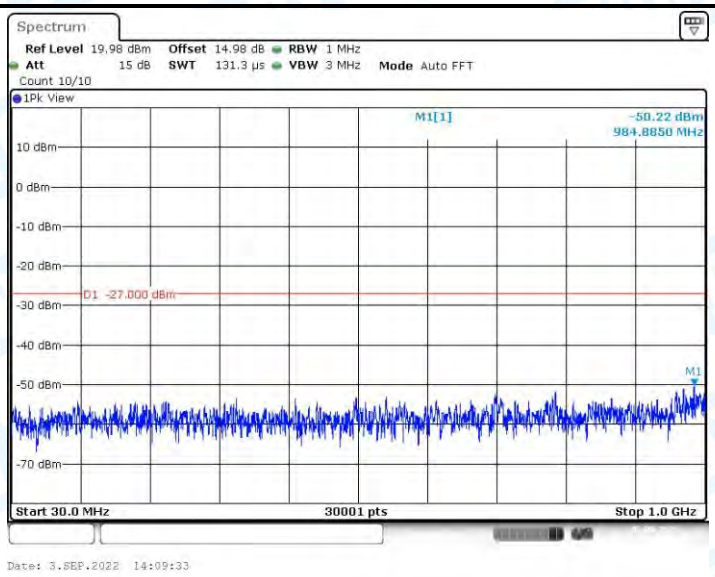

11N40SISO_Ant1_5190_1000~40000

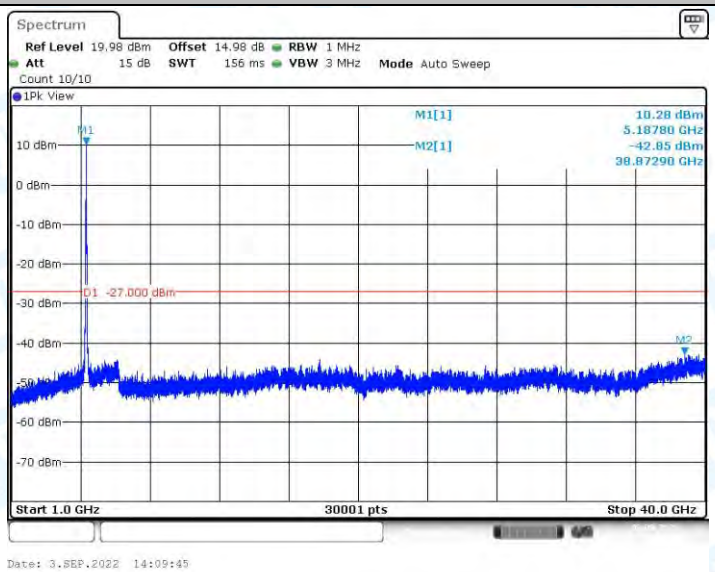

11N40SISO_Ant1_5230_30~1000

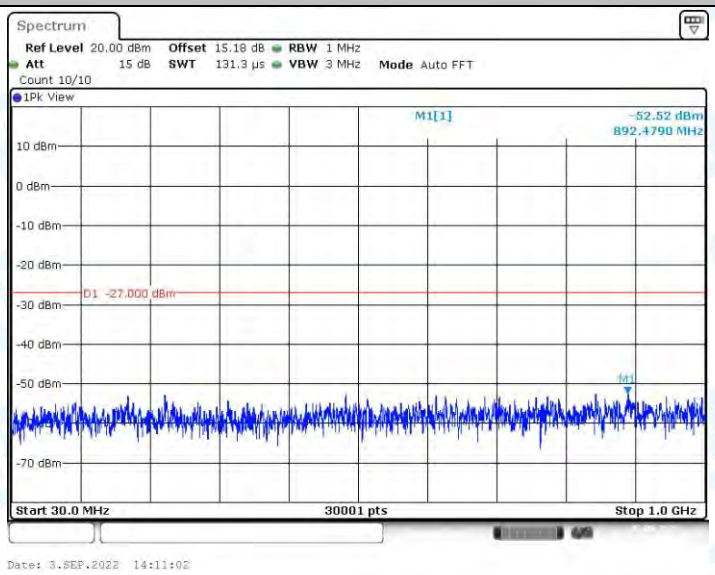

11N40SISO_Ant1_5230_1000~40000

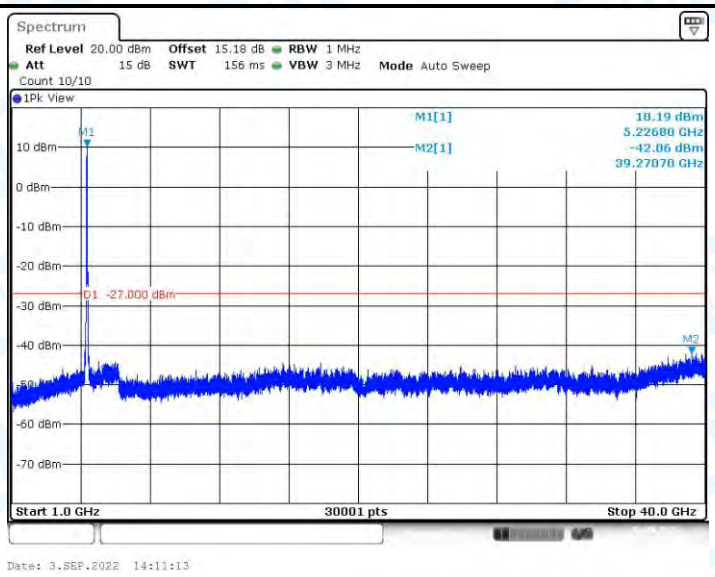

11N40SISO_Ant1_5270_30~1000

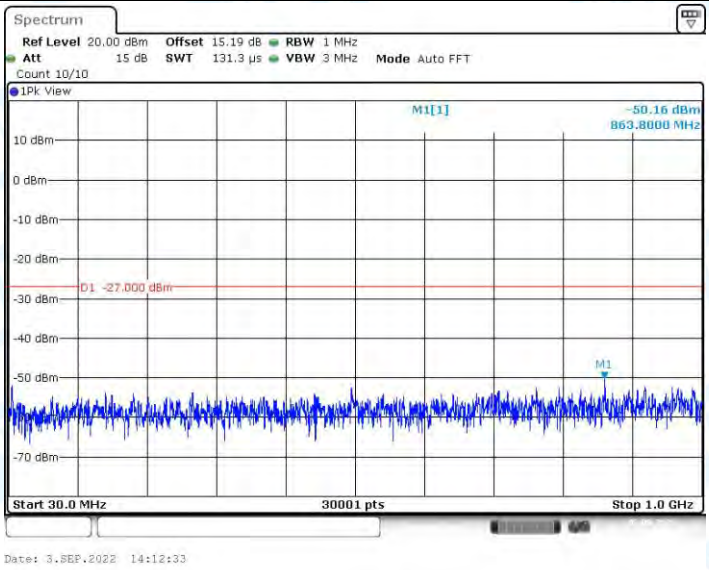

11N40SISO_Ant1_5270_1000~40000

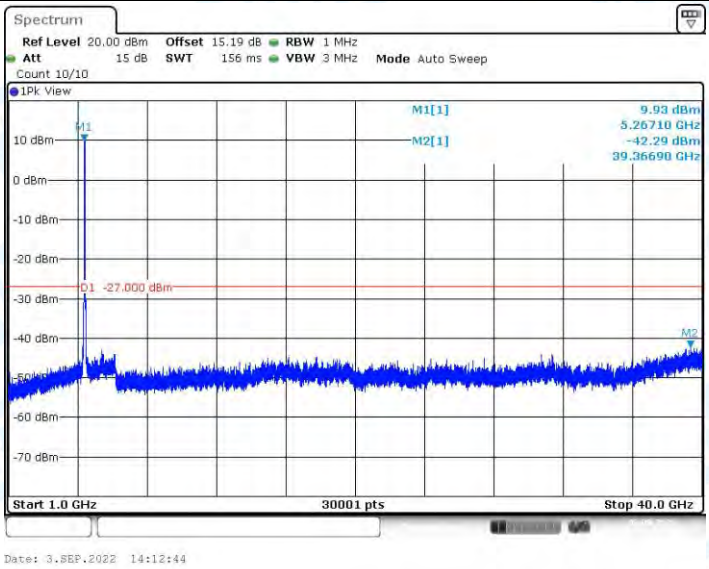

11N40SISO_Ant1_5310_30~1000

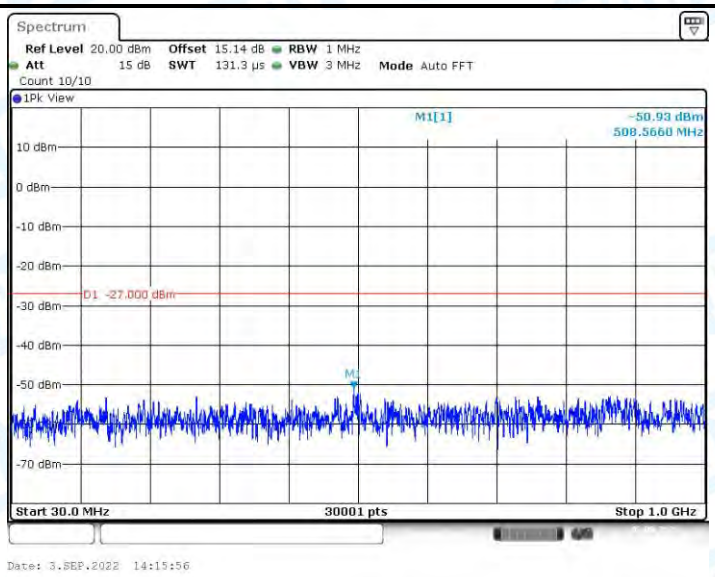

11N40SISO_Ant1_5310_1000~40000

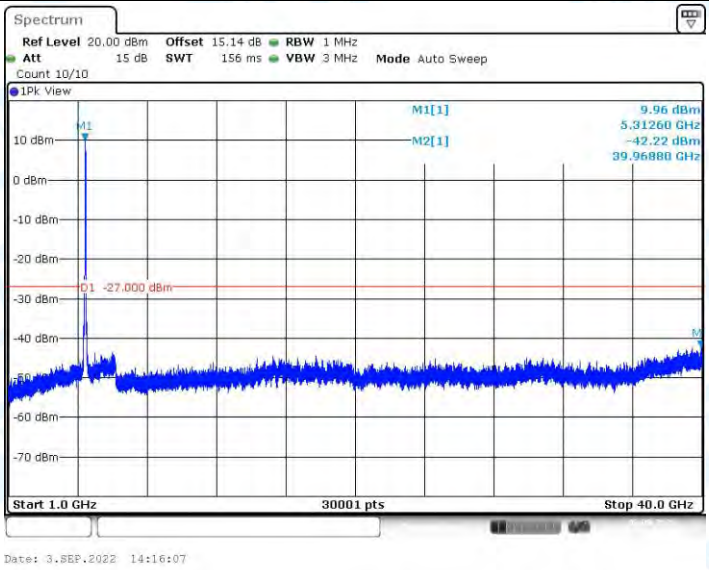

11N40SISO_Ant1_5510_30~1000

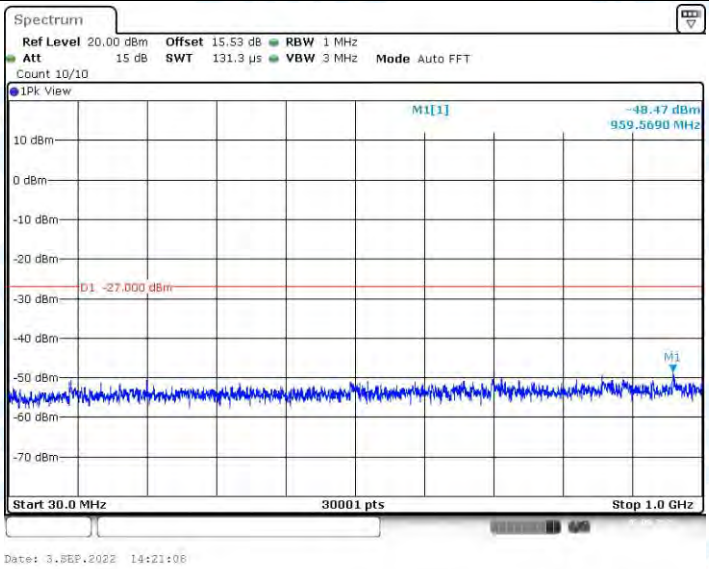

11N40SISO_Ant1_5510_1000~40000

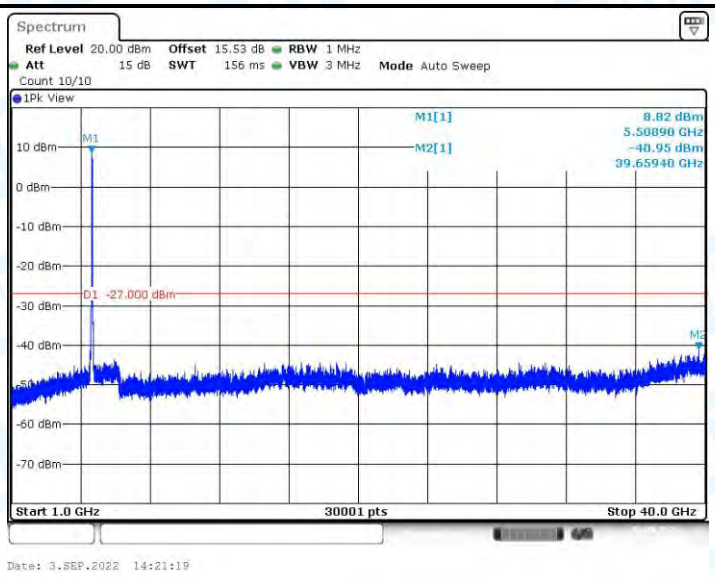

11N40SISO_Ant1_5550_30~1000

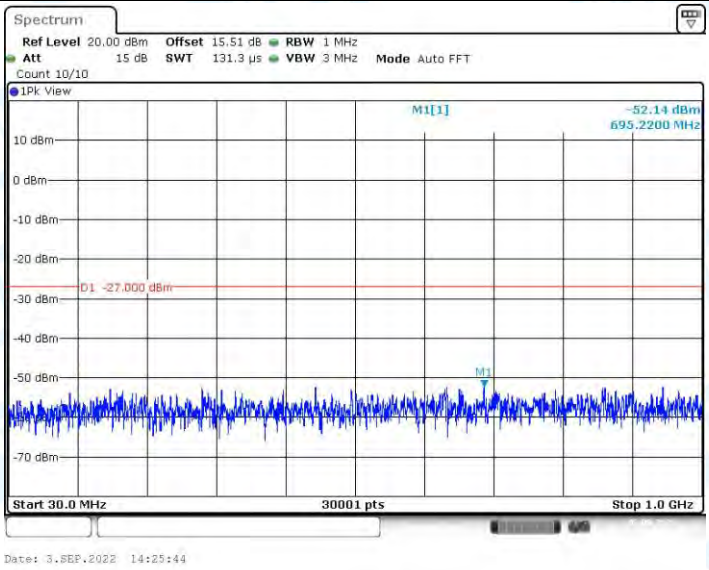

11N40SISO_Ant1_5550_1000~40000

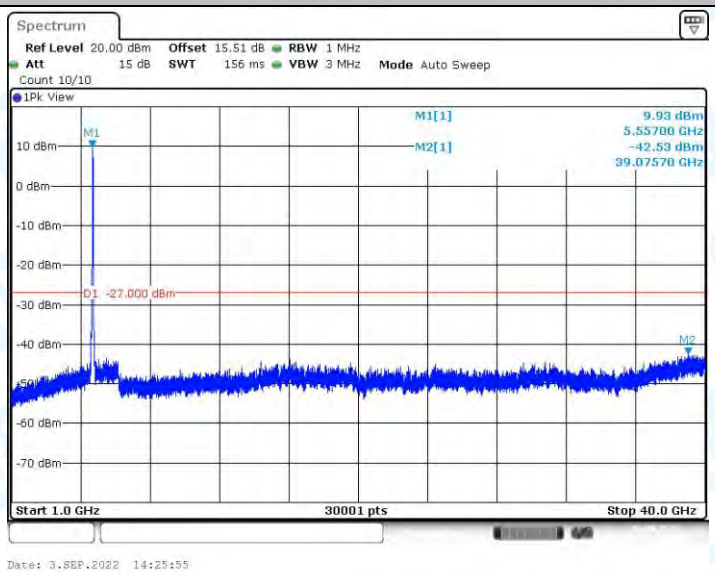

11N40SISO_Ant1_5670_30~1000

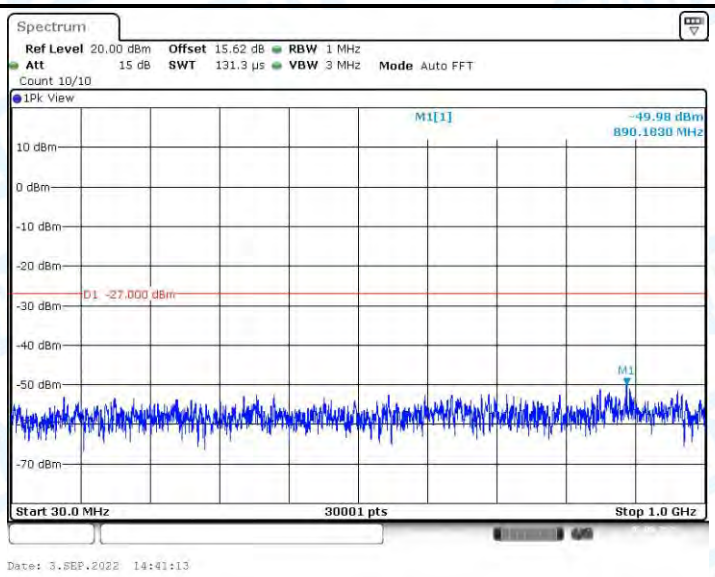

11N40SISO_Ant1_5670_1000~40000

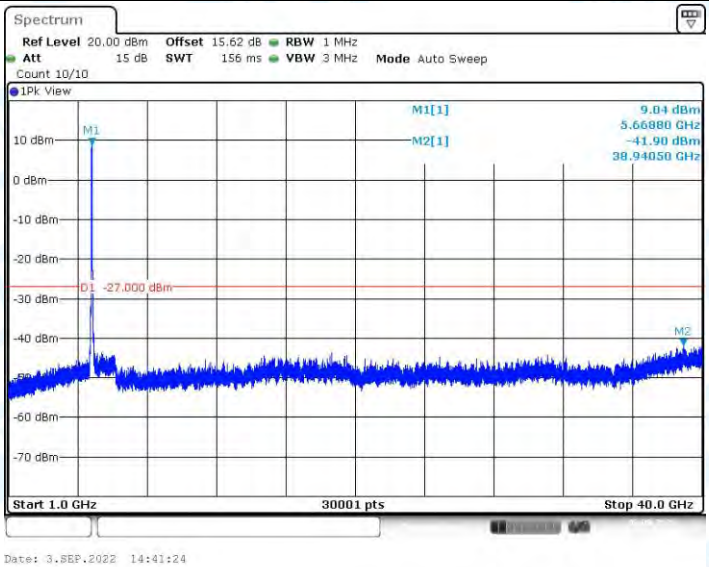

11N40SISO_Ant1_5755_30~1000

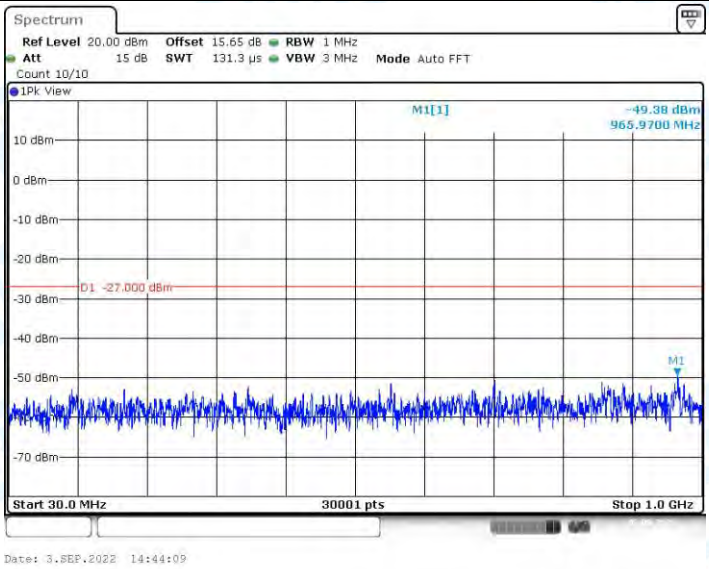

11N40SISO_Ant1_5755_1000~40000

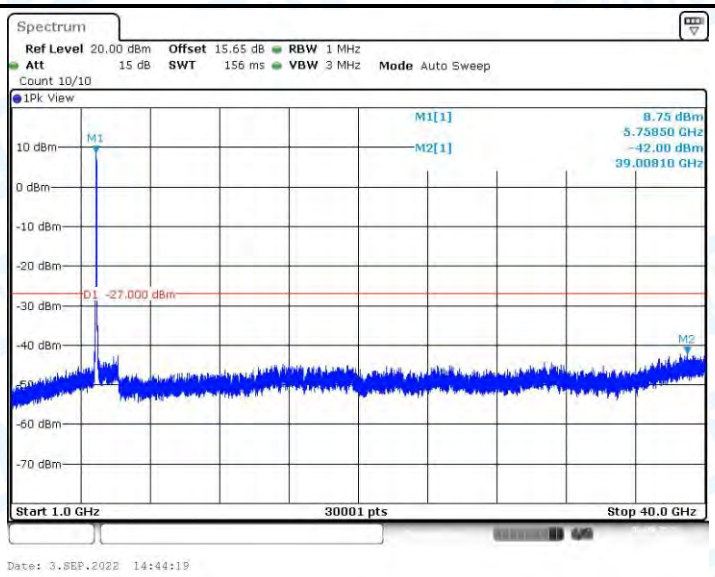

11N40SISO_Ant1_5795_30~1000

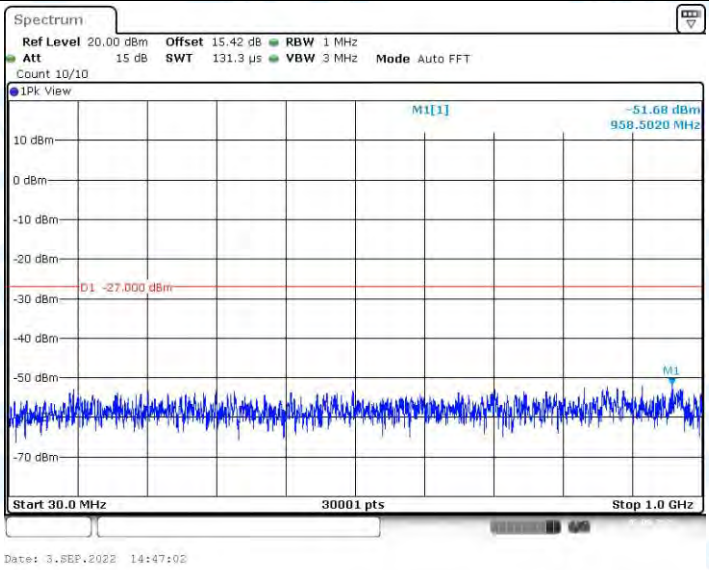

11N40SISO_Ant1_5795_1000~40000

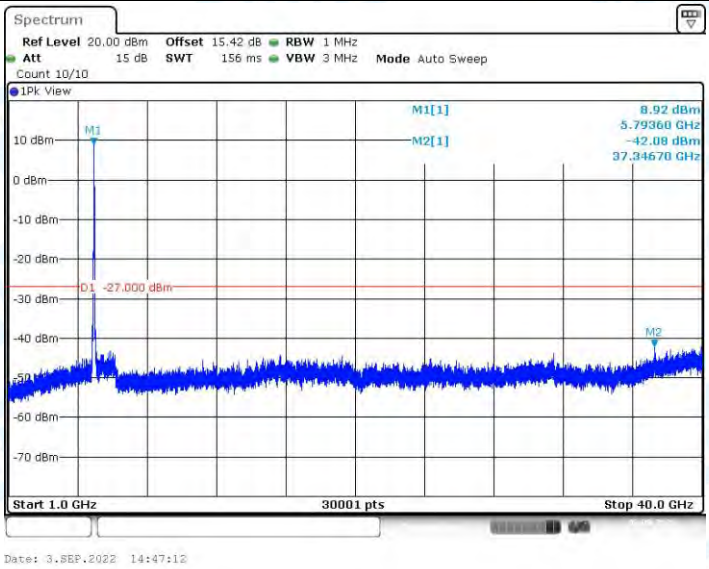

11AC20SISO_Ant1_5180_30~1000

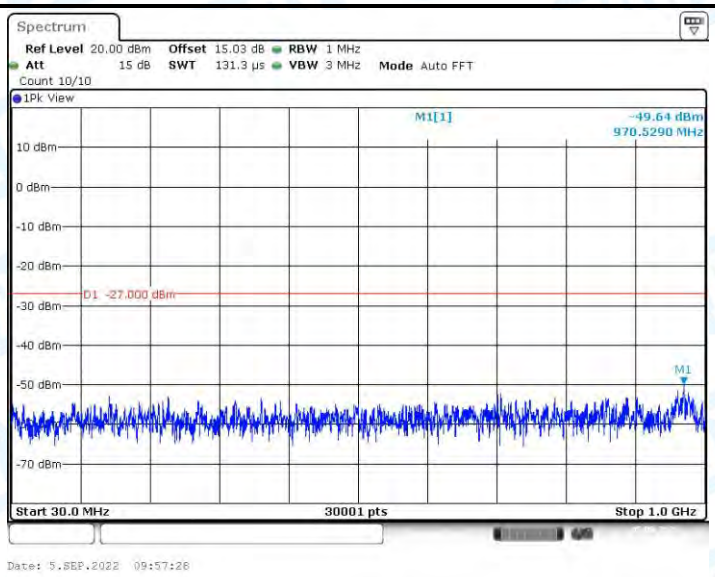

11AC20SISO_Ant1_5180_1000~40000

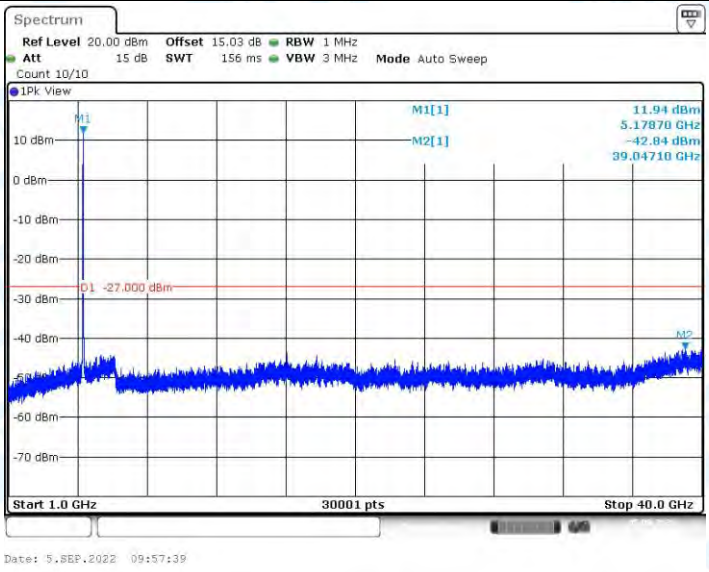

11AC20SISO_Ant1_5200_30~1000

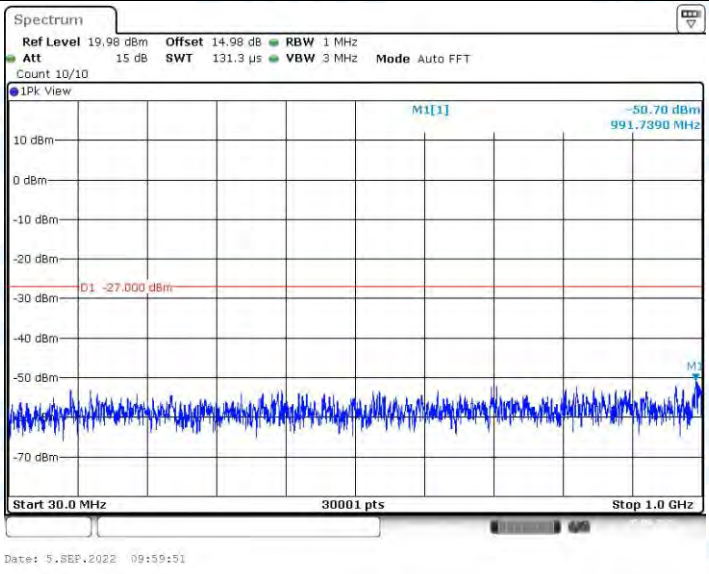

11AC20SISO_Ant1_5200_1000~40000