4. 7 Conducted Power Line Test Result

The frequency spectrum from 0.45 MHz to 30 MHz was investigated. All readings are quasi -peak values with a resolution bandwidth of 9 KHz.

- Temperature ： 26 ℃
- Humidity ： 53 % RH

Product	: Electronic Ballasts	Test Mode	: EB-224HO-120-HPF-CON
Test Item	: General Conducted Emission Data	Temperature	: 25 ℃
Test Voltage	: 120VAC / 60Hz	Humidity	: 56%RH
Test Result	: **PASS**		

Frequency (MHz)	Emission (dBuV)	Va/Vb	Limits QP (dBuV)	Margin (dB)
1.450	28.86	Va	48.00	-19.14
1.170	24.31	Vb	48.00	-23.69
11.906	41.60	Va	48.00	-6.40
10.690	39.18	Vb	48.00	-8.82
22.550	37.01	Va	48.00	-10.99
21.602	36.98	Vb	48.00	-11.02

Note:
1.Uncertainty in conducted emission measured is <+/ -2dB.
2.The emission levels of other frequencies were very low against the limit.
3.The Quasi-peak emission level also meets average limit and measurement with the average detector is unnecessary.
4.Emission = Meter Reading + Factor ; Factor = Insertion Loss + Cable Loss.
5.Margin Value = Emission Level – Limit Value. All reading are Quasi-Peak Values.

Product	: Electronic Ballasts	Test Mode	: EB-236-120-HPF-CON
Test Item	: General Conducted Emission Data	Temperature	: 25 ℃
Test Voltage	: 120VAC / 60Hz	Humidity	: 56%RH
Test Result	: **PASS**		

Frequency (MHz)	Emission (dBuV)	Va/Vb	Limits QP (dBuV)	Margin (dB)
0.610	31.38	Va	48.00	-16.62
0.606	33.41	Vb	48.00	-14.59
11.126	29.40	Va	48.00	-18.60
10.582	31.61	Vb	48.00	-16.39
20.890	30.03	Va	48.00	-17.97
21.806	30.08	Vb	48.00	-17.92

Note:
1.Uncertainty in conducted emission measured is <+/ -2dB.
2.The emission levels of other frequencies were very low against the limit.
3.The Quasi-peak emission level also meets average limit and measurement with the average detector is unnecessary.
4.Emission = Meter Reading + Factor ; Factor = Insertion Loss + Cable Loss.
5.Margin Value = Emission Level – Limit Value. All reading are Quasi-Peak Values.

Product	: Electronic Ballasts	Test Mode	: EB-236-120-HPF
Test Item	: General Conducted Emission Data	Temperature	: 25 ℃
Test Voltage	: 120VAC / 60Hz	Humidity	: 56%RH
Test Result	: **PASS**		

Frequency (MHz)	Emission (dBuV)	Va/Vb	Limits QP (dBuV)	Margin (dB)
0.966	33.84	Va	48.00	-14.16
0.570	39.07	Vb	48.00	-8.93
10.130	36.78	Va	48.00	-11.22
10.302	35.26	Vb	48.00	-12.74
17.454	38.36	Va	48.00	-9.64
18.530	38.23	Vb	48.00	-9.77

Note:
1.Uncertainty in conducted emission measured is <+/ -2dB.
2.The emission levels of other frequencies were very low against the limit.
3.The Quasi-peak emission level also meets average limit and measurement with the average detector is unnecessary.
4.Emission = Meter Reading + Factor ; Factor = Insertion Loss + Cable Loss.
5.Margin Value = Emission Level – Limit Value. All reading are Quasi-Peak Values.

Product	: Electronic Ballasts	Test Mode	: EB-228HE-120-HPF
Test Item	: General Conducted Emission Data	Temperature	: 25 ℃
Test Voltage	: 120VAC / 60Hz	Humidity	: 56%RH
Test Result	: **PASS**		

Frequency (MHz)	Emission (dBuV)	Va/Vb	Limits QP (dBuV)	Margin (dB)
1.326	32.22	Va	48.00	-15.78
0.786	36.52	Vb	48.00	-11.48
10.710	42.23	Va	48.00	-5.77
11.138	42.17	Vb	48.00	-5.83
18.074	42.78	Va	48.00	-5.22
17.582	42.86	Vb	48.00	-5.14

Note:
1.Uncertainty in conducted emission measured is <+/ -2dB.
2.The emission levels of other frequencies were very low against the limit.
3.The Quasi-peak emission level also meets average limit and measurement with the average detector is unnecessary.
4.Emission = Meter Reading + Factor ; Factor = Insertion Loss + Cable Loss.
5.Margin Value = Emission Level – Limit Value. All reading are Quasi-Peak Values.

Product	: Electronic Ballasts	Test Mode	: EB-228HE-120-HPF-CON
Test Item	: General Conducted Emission Data	Temperature	: 25 ℃
Test Voltage	: 120VAC / 60Hz	Humidity	: 56%RH
Test Result	: **PASS**		

Frequency (MHz)	Emission (dBuV)	Va/Vb	Limits QP (dBuV)	Margin (dB)
0.694	34.28	Va	48.00	-13.72
0.974	31.03	Vb	48.00	-16.97
10.458	42.16	Va	48.00	-5.84
10.658	42.63	Vb	48.00	-5.37
18.674	42.38	Va	48.00	-5.62
18.850	41.96	Vb	48.00	-6.04

Note:
1.Uncertainty in conducted emission measured is <+/ -2dB.
2.The emission levels of other frequencies were very low against the limit.
3.The Quasi-peak emission level also meets average limit and measurement with the average detector is unnecessary.
4.Emission = Meter Reading + Factor ; Factor = Insertion Loss + Cable Loss.
5.Margin Value = Emission Level – Limit Value. All reading are Quasi-Peak Values.

Product	: Electronic Ballasts	Test Mode	: EB-221HE-120-HPF-CON
Test Item	: General Conducted Emission Data	Temperature	: 25 ℃
Test Voltage	: 120VAC / 60Hz	Humidity	: 56%RH
Test Result	: **PASS**		

Frequency (MHz)	Emission (dBuV)	Va/Vb	Limits QP (dBuV)	Margin (dB)
1.630	28.03	Va	48.00	-19.97
1.310	27.45	Vb	48.00	-20.55
11.550	37.15	Va	48.00	-10.85
10.682	39.20	Vb	48.00	-8.80
19.746	42.11	Va	48.00	-5.89
19.810	41.75	Vb	48.00	-6.25

Note:
1.Uncertainty in conducted emission measured is <+/ -2dB.
2.The emission levels of other frequencies were very low against the limit.
3.The Quasi-peak emission level also meets average limit and measurement with the average detector is unnecessary.
4.Emission = Meter Reading + Factor ; Factor = Insertion Loss + Cable Loss.
5.Margin Value = Emission Level – Limit Value. All reading are Quasi-Peak Values.

Product	: Electronic Ballasts	Test Mode	: EB-225T8-120-HPF-CON
Test Item	: General Conducted Emission Data	Temperature	: 25 ℃
Test Voltage	: 120VAC / 60Hz	Humidity	: 56%RH
Test Result	: **PASS**		

Frequency (MHz)	Emission (dBuV)	Va/Vb	Limits QP (dBuV)	Margin (dB)
0.958	31.76	Va	48.00	-16.24
0.866	33.35	Vb	48.00	-14.65
11.254	43.98	Va	48.00	-4.02
10.378	43.25	Vb	48.00	-4.75
17.900	44.72	Va	48.00	-3.28
19.054	44.04	Vb	48.00	-3.96

Note:
1.Uncertainty in conducted emission measured is <+/ -2dB.
2.The emission levels of other frequencies were very low against the limit.
3.The Quasi-peak emission level also meets average limit and measurement with the average detector is unnecessary.
4.Emission = Meter Reading + Factor ; Factor = Insertion Loss + Cable Loss.
5.Margin Value = Emission Level – Limit Value. All reading are Quasi-Peak Values.

Product	: Electronic Ballasts	Test Mode	: EB-217T8-120-HPF-CON
Test Item	: General Conducted Emission Data	Temperature	: 25 ℃
Test Voltage	: 120VAC / 60Hz	Humidity	: 56%RH
Test Result	: **PASS**		

Frequency (MHz)	Emission (dBuV)	Va/Vb	Limits QP (dBuV)	Margin (dB)
0.834	32.22	Va	48.00	-15.78
1.154	29.96	Vb	48.00	-18.04
11.474	43.60	Va	48.00	-4.40
11.438	41.86	Vb	48.00	-6.14
21.146	41.46	Va	48.00	-6.54
21.710	42.15	Vb	48.00	-5.85

Note:
1.Uncertainty in conducted emission measured is <+/ -2dB.
2.The emission levels of other frequencies were very low against the limit.
3.The Quasi-peak emission level also meets average limit and measurement with the average detector is unnecessary.
4.Emission = Meter Reading + Factor ; Factor = Insertion Loss + Cable Loss.
5.Margin Value = Emission Level – Limit Value. All reading are Quasi-Peak Values.

Product	: Electronic Ballasts	Test Mode	: EB-221HE-120-HPF
Test Item	: General Conducted Emission Data	Temperature	: 25 ℃
Test Voltage	: 120VAC / 60Hz	Humidity	: 56%RH
Test Result	: **PASS**		

Frequency (MHz)	Emission (dBuV)	Va/Vb	Limits QP (dBuV)	Margin (dB)
1.006	33.19	Va	48.00	-14.81
0.846	36.73	Vb	48.00	-11.27
12.046	36.91	Va	48.00	-11.09
10.370	36.84	Vb	48.00	-11.16
18.590	41.86	Va	48.00	-6.14
17.858	42.07	Vb	48.00	-5.93

Note:
1.Uncertainty in conducted emission measured is <+/ -2dB.
2.The emission levels of other frequencies were very low against the limit.
3.The Quasi-peak emission level also meets average limit and measurement with the average detector is unnecessary.
4.Emission = Meter Reading + Factor ; Factor = Insertion Loss + Cable Loss.
5.Margin Value = Emission Level – Limit Value. All reading are Quasi-Peak Values.

Product	: Electronic Ballasts	Test Mode	: EB-225T8-120-HPF
Test Item	: General Conducted Emission Data	Temperature	: 25 ℃
Test Voltage	: 120VAC / 60Hz	Humidity	: 56%RH
Test Result	: **PASS**		

Frequency (MHz)	Emission (dBuV)	Va/Vb	Limits QP (dBuV)	Margin (dB)
0.746	35.10	Va	48.00	-12.90
0.550	37.82	Vb	48.00	-10.18
10.914	39.51	Va	48.00	-8.49
10.294	39.69	Vb	48.00	-8.31
19.722	38.48	Va	48.00	-9.52
19.594	41.21	Vb	48.00	-6.79

Note:
1.Uncertainty in conducted emission measured is <+/ -2dB.
2.The emission levels of other frequencies were very low against the limit.
3.The Quasi-peak emission level also meets average limit and measurement with the average detector is unnecessary.
4.Emission = Meter Reading + Factor ; Factor = Insertion Loss + Cable Loss.
5.Margin Value = Emission Level – Limit Value. All reading are Quasi-Peak Values.

Product	: Electronic Ballasts	Test Mode	: EB-224HO-120-HPF
Test Item	: General Conducted Emission Data	Temperature	: 25 ℃
Test Voltage	: 120VAC / 60Hz	Humidity	: 56%RH
Test Result	: **PASS**		

Frequency (MHz)	Emission (dBuV)	Va/Vb	Limits QP (dBuV)	Margin (dB)
1.414	26.34	Va	48.00	-21.66
0.578	29.68	Vb	48.00	-18.32
10.214	38.46	Va	48.00	-9.54
10.766	38.43	Vb	48.00	-9.57
21.150	34.42	Va	48.00	-13.58
20.918	36.78	Vb	48.00	-11.22

Note:
1.Uncertainty in conducted emission measured is <+/ -2dB.
2.The emission levels of other frequencies were very low against the limit.
3.The Quasi-peak emission level also meets average limit and measurement with the average detector is unnecessary.
4.Emission = Meter Reading + Factor ; Factor = Insertion Loss + Cable Loss.
5.Margin Value = Emission Level – Limit Value. All reading are Quasi-Peak Values.

Product	: Electronic Ballasts	Test Mode	: EB-217T8-120-HPF
Test Item	: General Conducted Emission Data	Temperature	: 25 ℃
Test Voltage	: 120VAC / 60Hz	Humidity	: 56%RH
Test Result	: **PASS**		

Frequency (MHz)	Emission (dBuV)	Va/Vb	Limits QP (dBuV)	Margin (dB)
0.530	33.08	Va	48.00	-14.92
0.738	31.08	Vb	48.00	-16.92
11.250	38.75	Va	48.00	-9.25
10.502	39.58	Vb	48.00	-8.42
19.586	36.66	Va	48.00	-11.34
20.842	36.68	Vb	48.00	-11.32

Note:
1.Uncertainty in conducted emission measured is <+/ -2dB.
2.The emission levels of other frequencies were very low against the limit.
3.The Quasi-peak emission level also meets average limit and measurement with the average detector is unnecessary.
4.Emission = Meter Reading + Factor ; Factor = Insertion Loss + Cable Loss.
5.Margin Value = Emission Level – Limit Value. All reading are Quasi-Peak Values.

Conducted Emission

FCC Part 18

EUT: *Electronic Ballasts M/N: EB-224HO-120-HPF-CON*

Manufacturer: *Kai Wo Trading Companyy*

Operating Condition: Normal

Test Site: *Ke Mei Ou Lab*

Operator: Peter Lin

Test Specification: LINE&NEUTRAL

Comment:

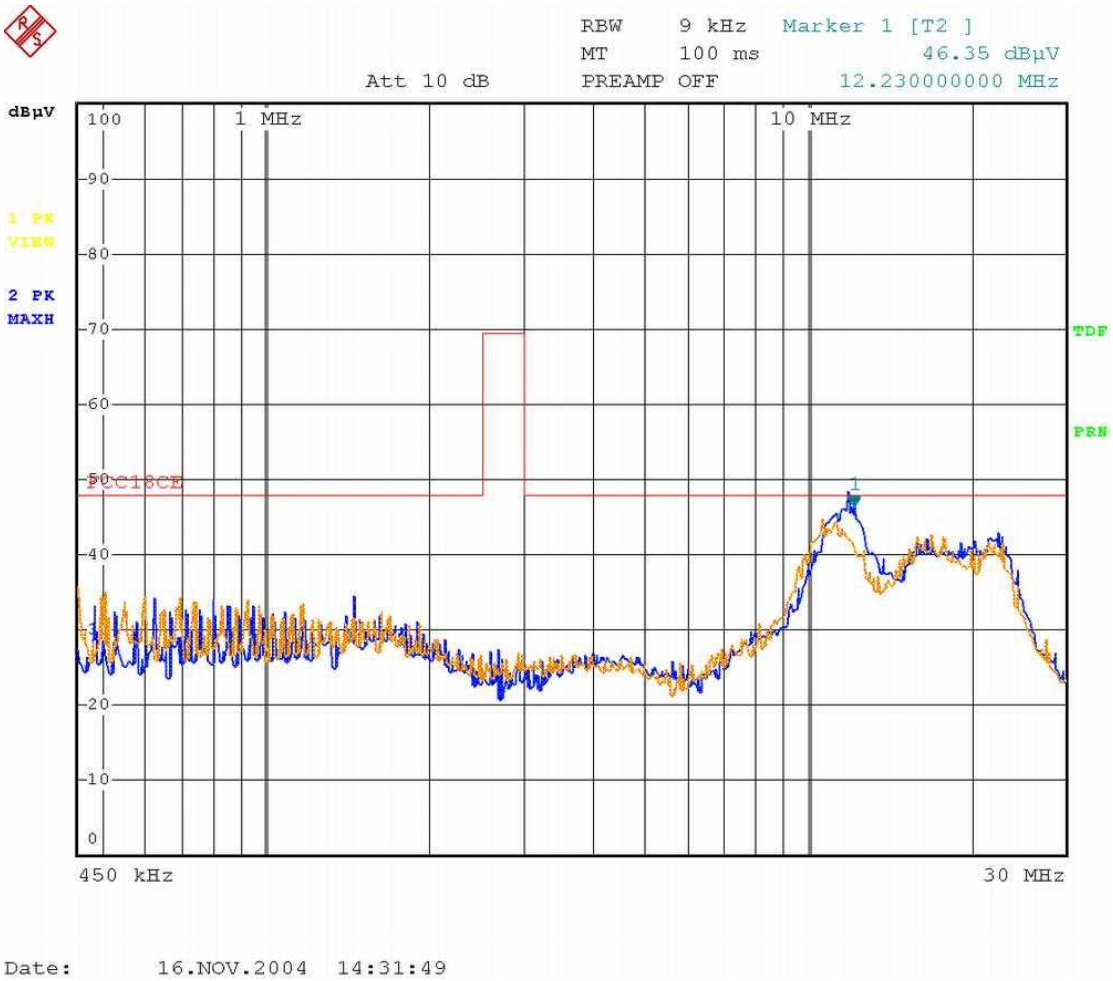

Date: 16.NOV.2004 14:31:49

Conducted Emission

FCC Part 18

EUT: Electronic Ballasts M/N: EB-236-120-HPF-CON

Manufacturer: Kai Wo Trading Companyy

Operating Condition: Normal

Test Site: Ke Mei Ou Lab

Operator: Peter Lin

Test Specification: LINE&NEUTRAL

Comment:

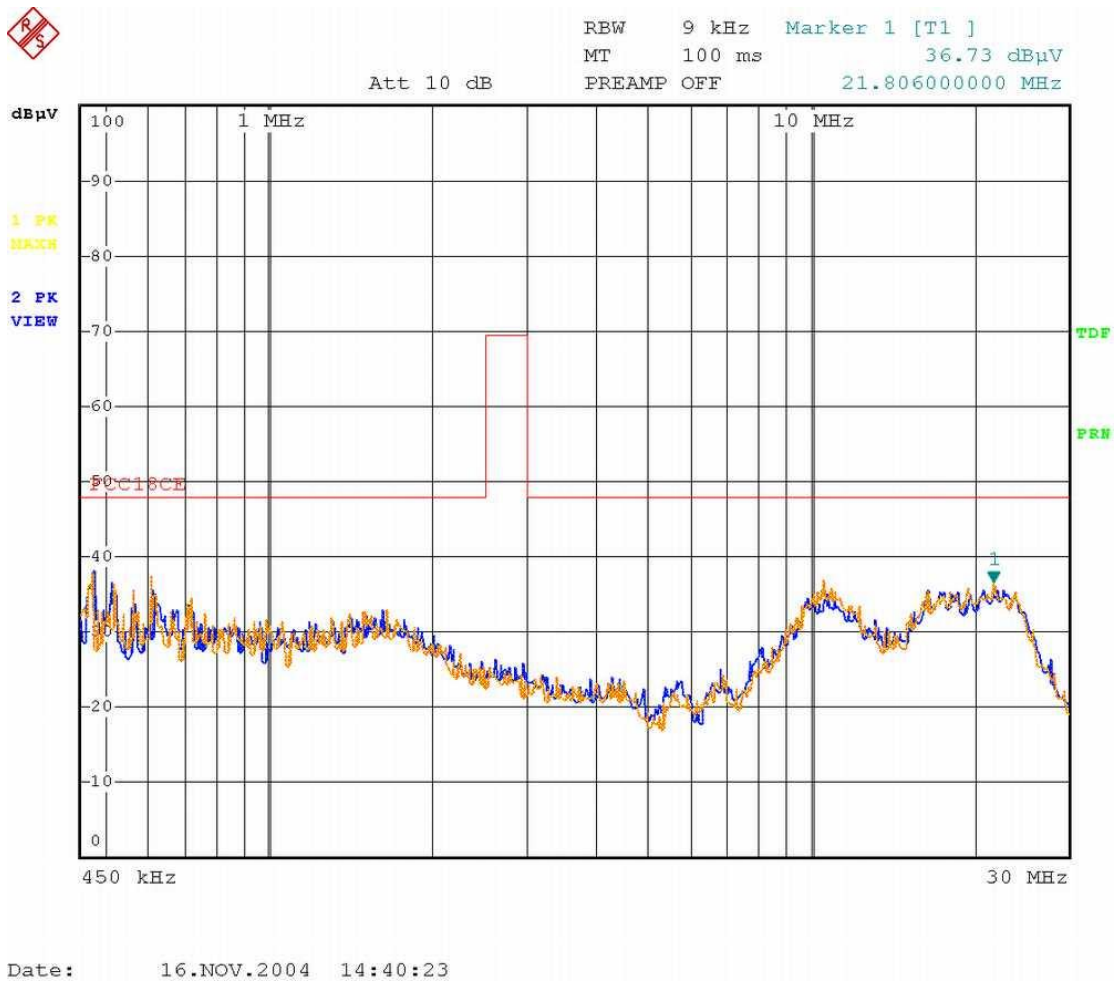

Date: 16.NOV.2004 14:40:23

Conducted Emission

FCC Part 18

EUT: Electronic Ballasts M/N: EB-236-120-HPF

Manufacturer: Kai Wo Trading Companyy

Operating Condition: Normal

Test Site: Ke Mei Ou Lab

Operator: Peter Lin

Test Specification: LINE&NEUTRAL

Comment:

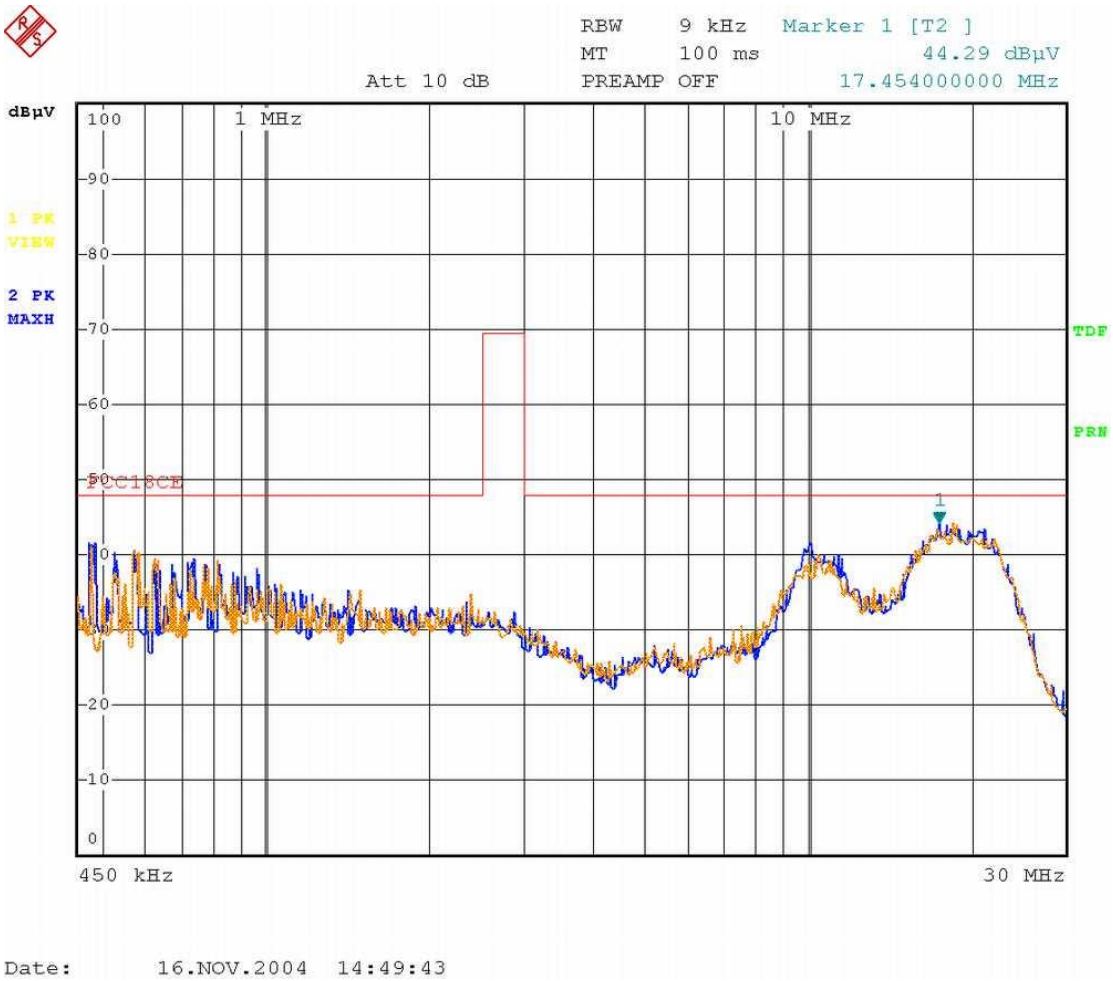

Conducted Emission

FCC Part 18

EUT: Electronic Ballasts M/N: EB-228HE-120-HPF

Manufacturer: Kai Wo Trading Companyy

Operating Condition: Normal

Test Site: Ke Mei Ou Lab

Operator: Peter Lin

Test Specification: LINE&NEUTRAL

Comment:

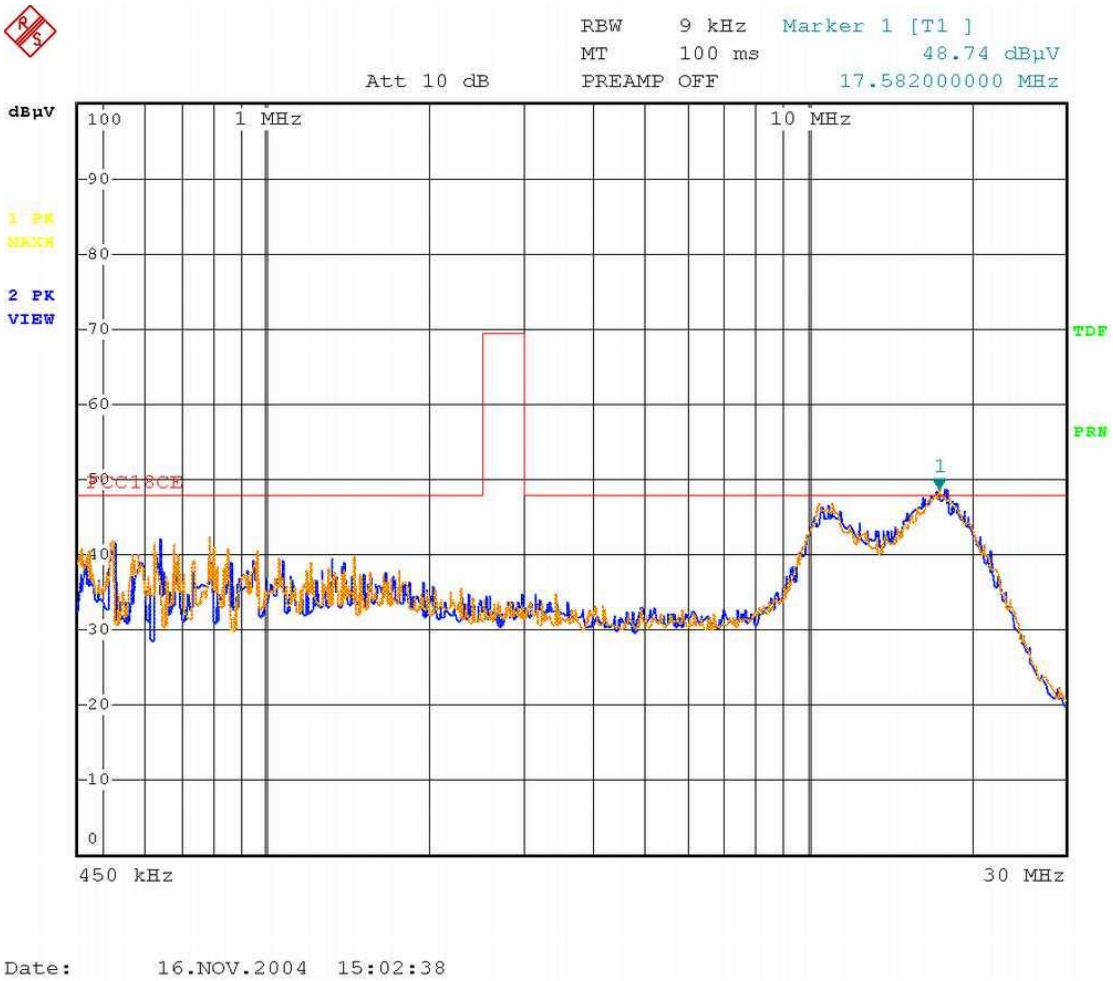

Conducted Emission

FCC Part 18

EUT: Electronic Ballasts M/N: EB-228HE-120-HPF-CON

Manufacturer: Kai Wo Trading Companyy

Operating Condition: Normal

Test Site: Ke Mei Ou Lab

Operator: Peter Lin

Test Specification: LINE&NEUTRAL

Comment:

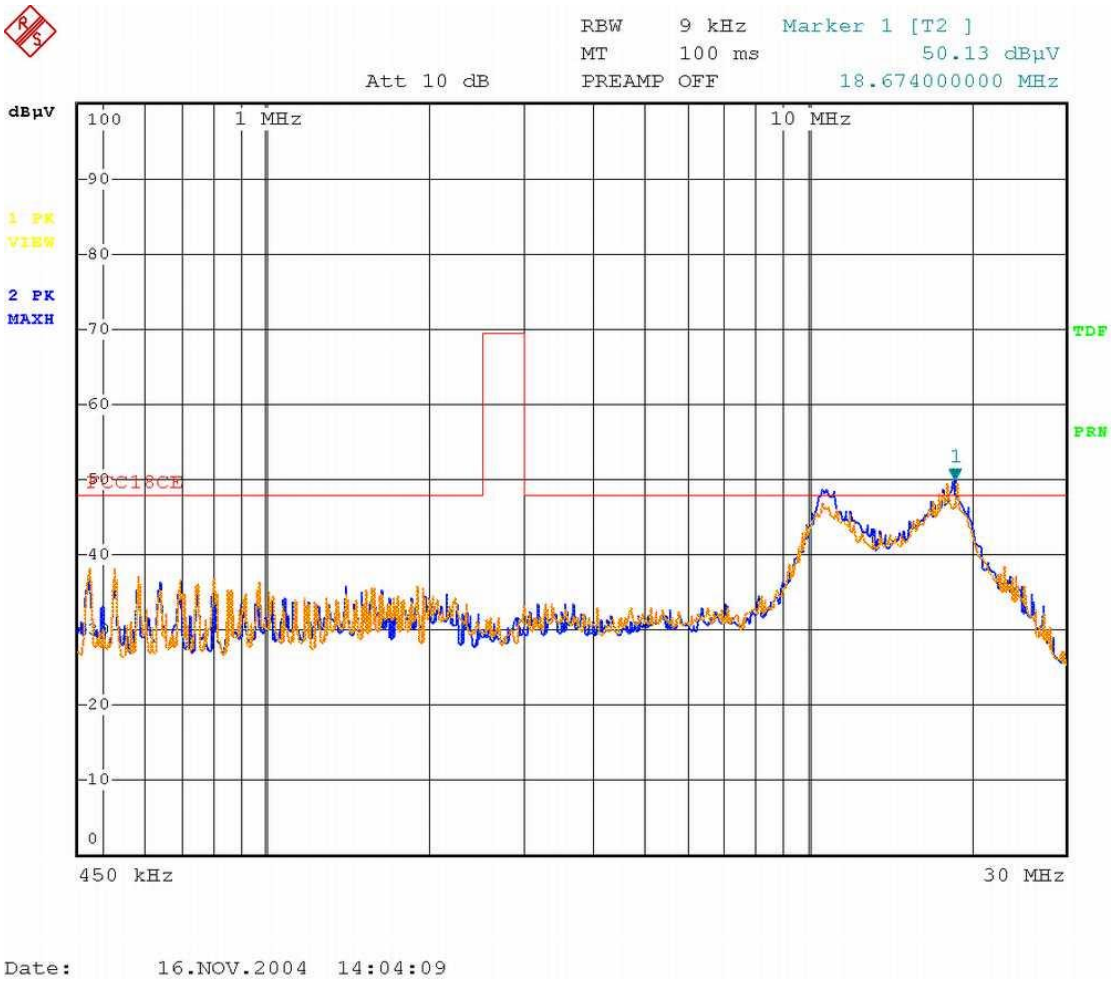

Conducted Emission

FCC Part 18

EUT: Electronic Ballasts M/N: EB-221HE-120-HPF-CON

Manufacturer: Kai Wo Trading Companyy

Operating Condition: Normal

Test Site: Ke Mei Ou Lab

Operator: Peter Lin

Test Specification: LINE&NEUTRAL

Comment:

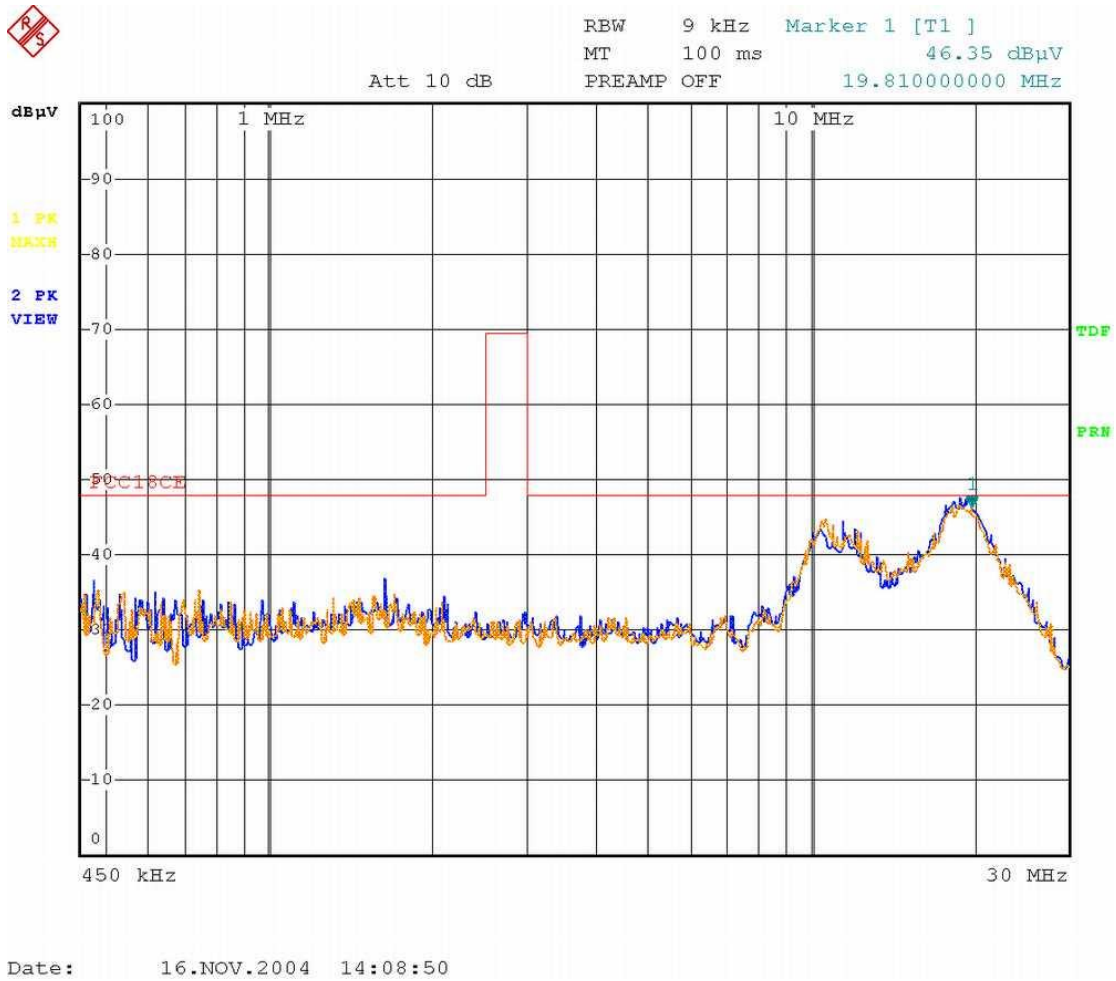

Conducted Emission

FCC Part 18

EUT: *Electronic Ballasts M/N: EB-225T8-120-HPF-CON*

Manufacturer: *Kai Wo Trading Companyy*

Operating Condition: Normal

Test Site: *Ke Mei Ou Lab*

Operator: Peter Lin

Test Specification: LINE&NEUTRAL

Comment:

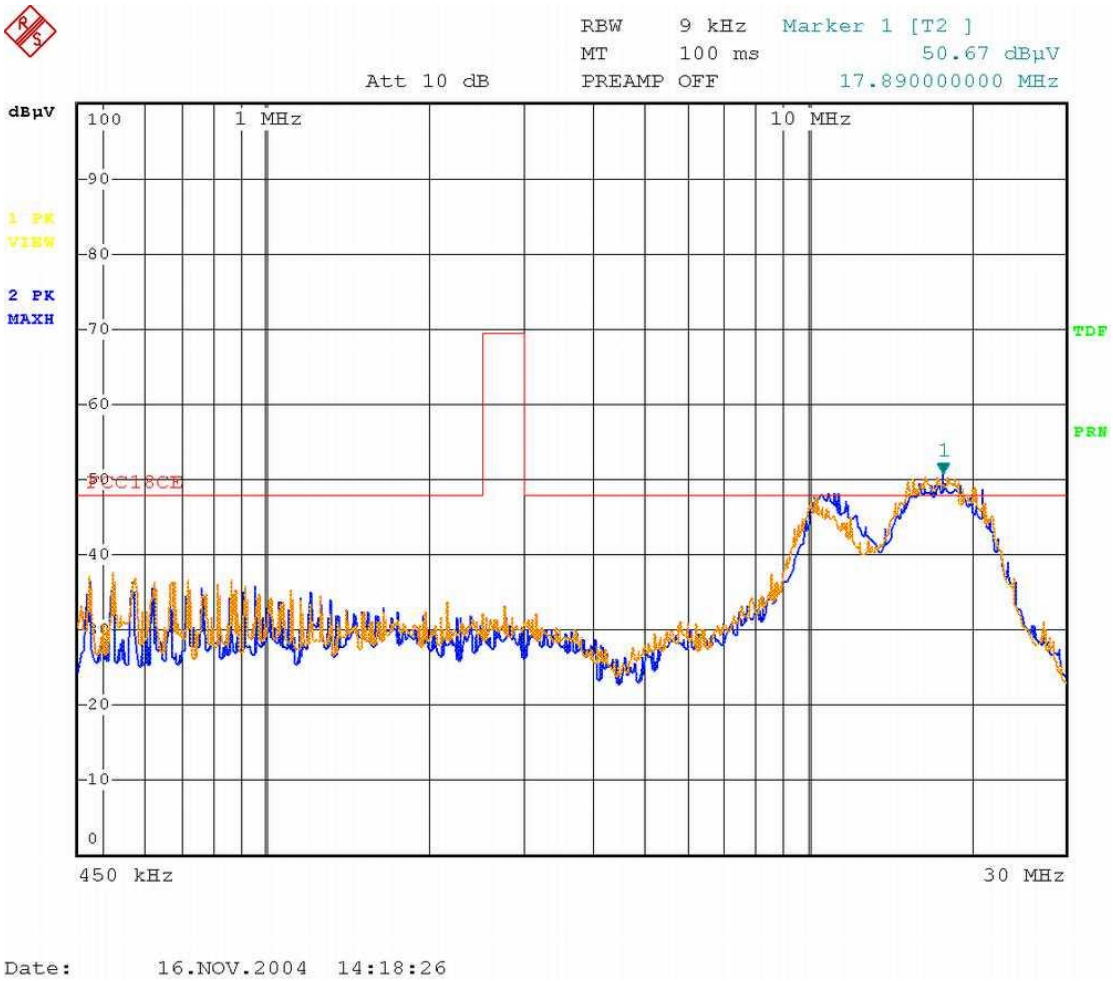

Conducted Emission

FCC Part 18

EUT: *Electronic Ballasts M/N: EB-217T8-120-HPF-CON*

Manufacturer: *Kai Wo Trading Companyy*

Operating Condition: Normal

Test Site: *Ke Mei Ou Lab*

Operator: Peter Lin

Test Specification: LINE&NEUTRAL

Comment:

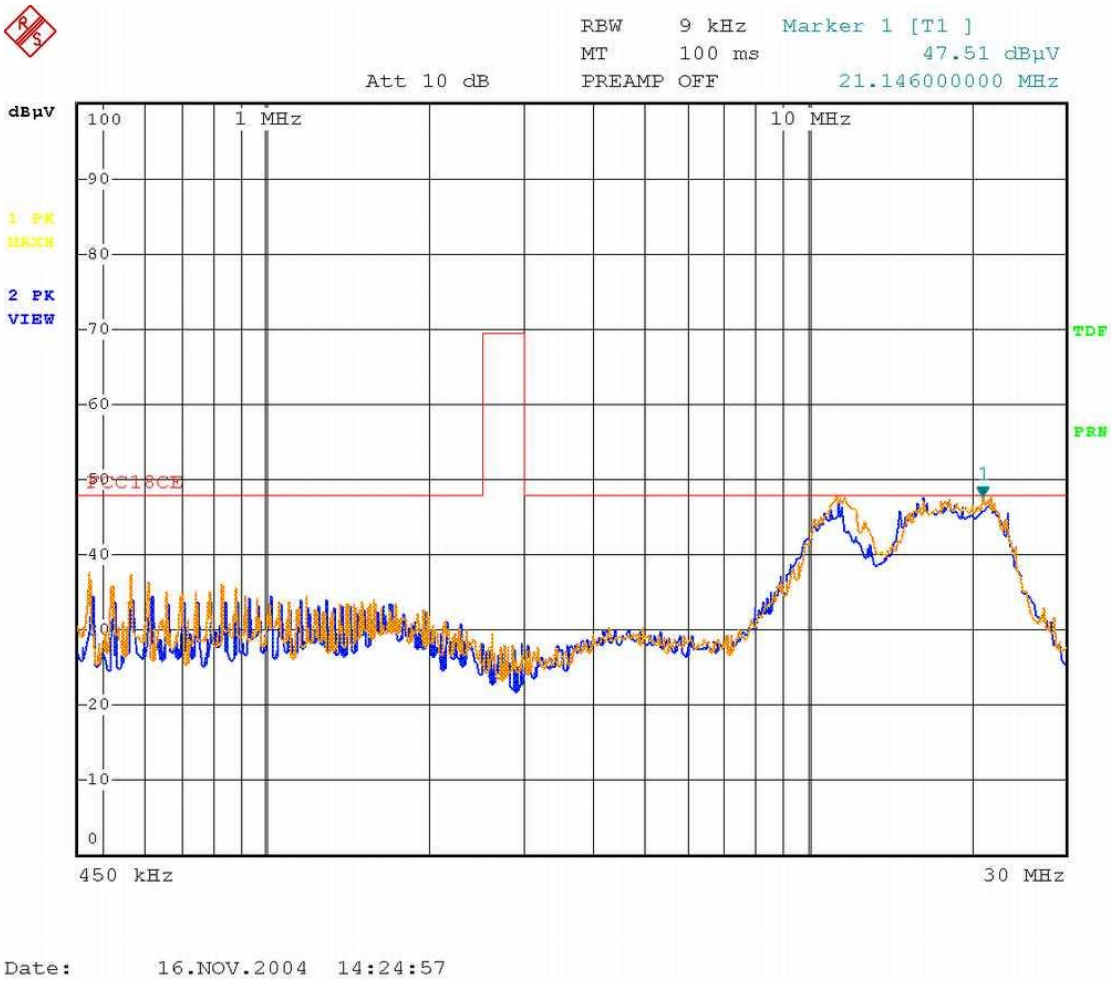

Conducted Emission

FCC Part 18

EUT: Electronic Ballasts M/N: EB-221HE-120-HPF

Manufacturer: Kai Wo Trading Companyy

Operating Condition: Normal

Test Site: Ke Mei Ou Lab

Operator: Peter Lin

Test Specification: LINE&NEUTRAL

Comment:

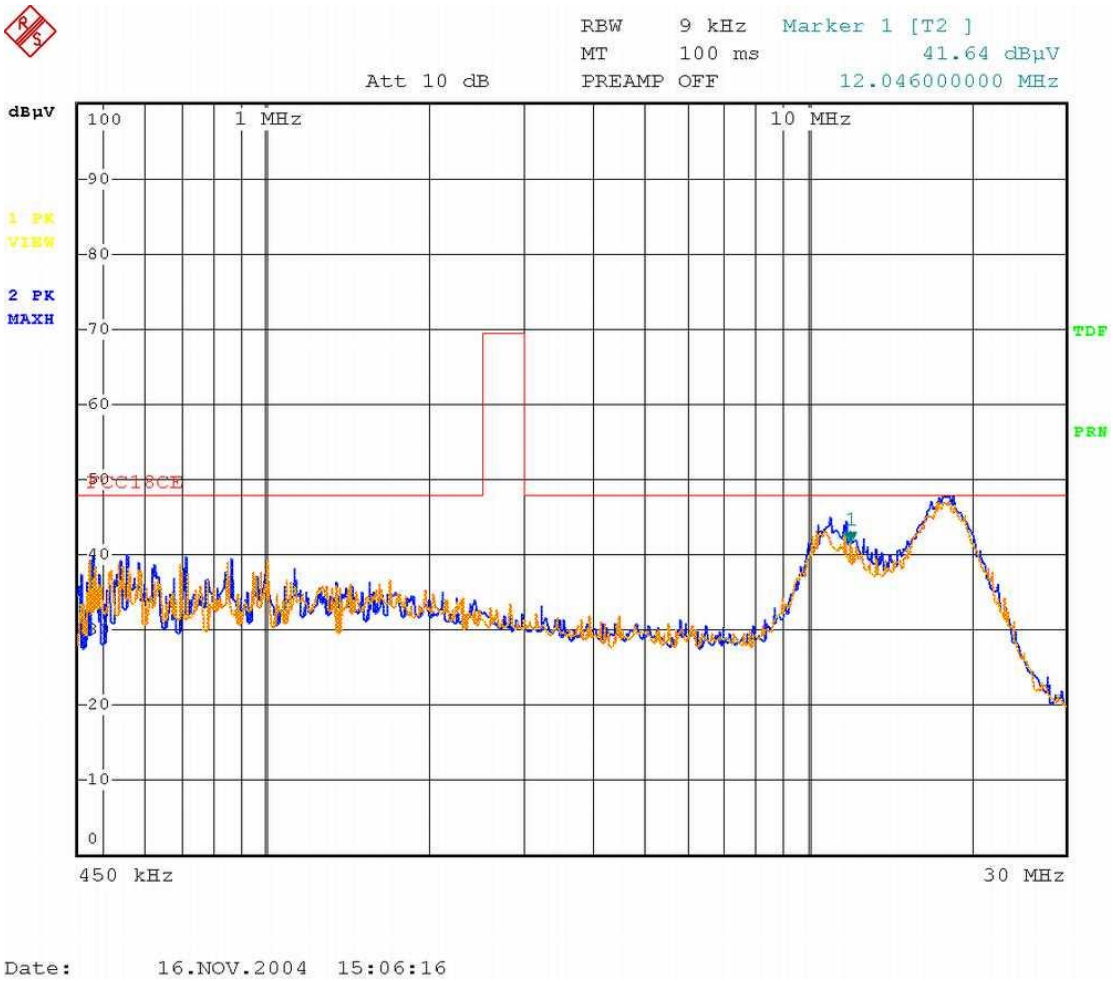

Date: 16.NOV.2004 15:06:16

Conducted Emission

FCC Part 18

EUT: Electronic Ballasts M/N: EB-225T8-120-HPF

Manufacturer: Kai Wo Trading Companyy

Operating Condition: Normal

Test Site: Ke Mei Ou Lab

Operator: Peter Lin

Test Specification: LINE&NEUTRAL

Comment:

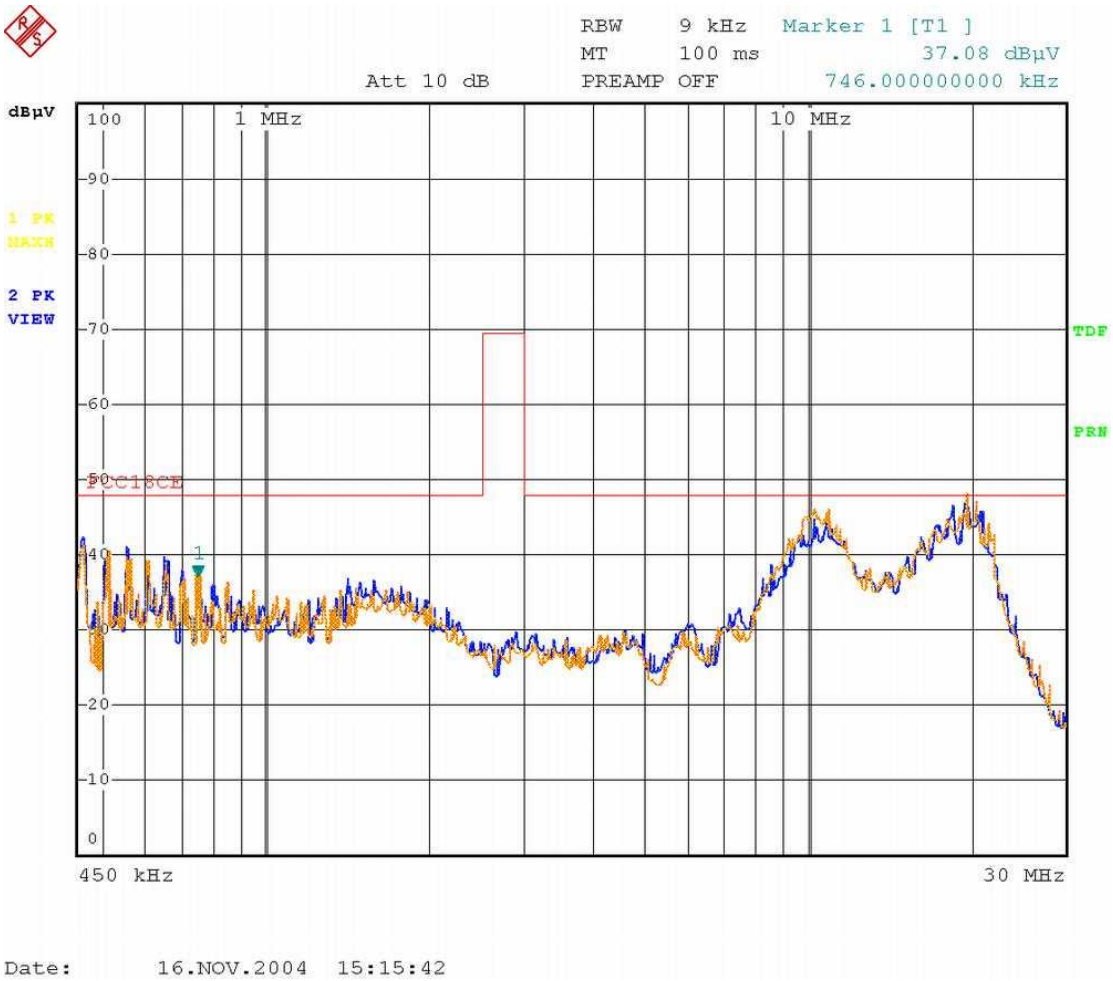

Conducted Emission

FCC Part 18

EUT: *Electronic Ballasts M/N: EB-224HO-120-HPF*

Manufacturer: *Kai Wo Trading Companyy*

Operating Condition: Normal

Test Site: *Ke Mei Ou Lab*

Operator: Peter Lin

Test Specification: LINE&NEUTRAL

Comment:

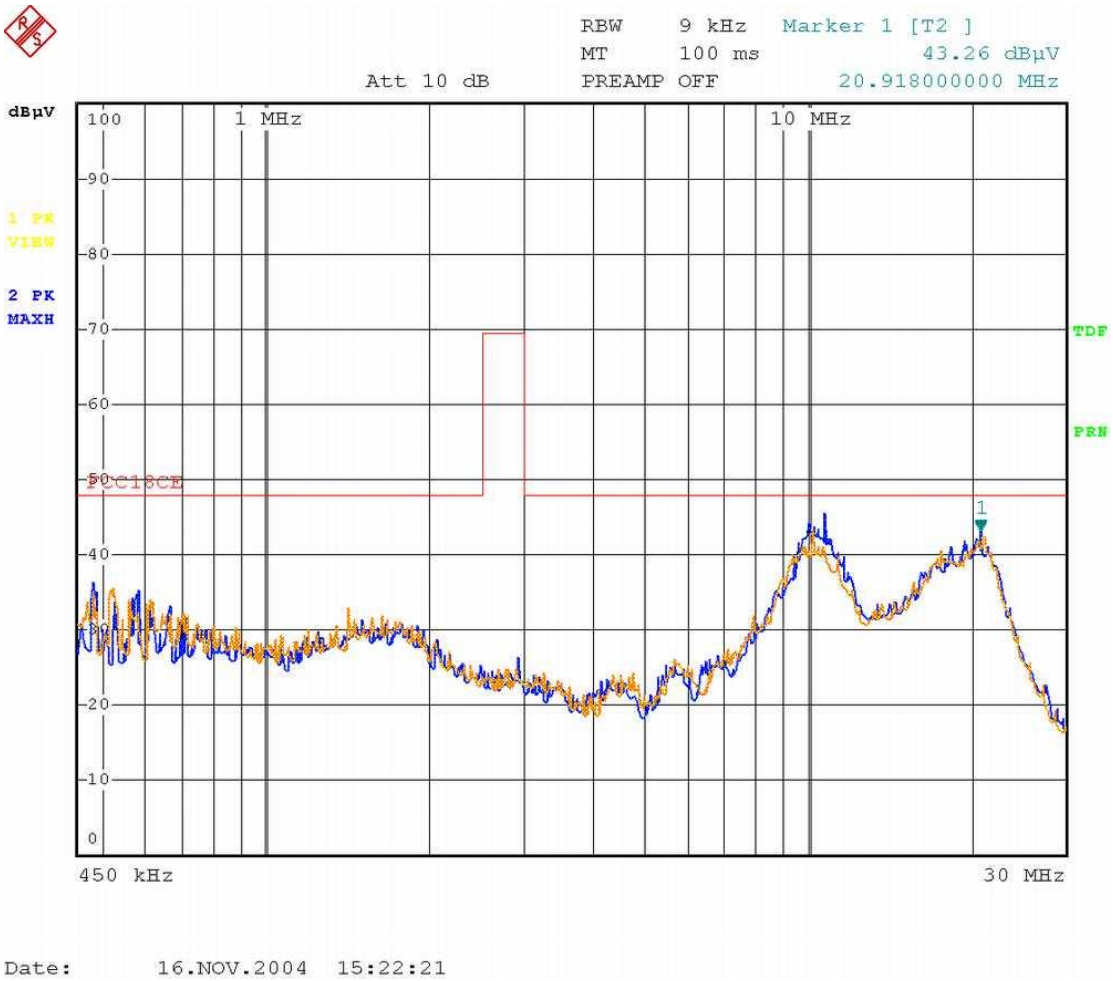

Conducted Emission

FCC Part 18

EUT: Electronic Ballasts M/N: EB-217T8-120-HPF

Manufacturer: Kai Wo Trading Companyy

Operating Condition: Normal

Test Site: Ke Mei Ou Lab

Operator: Peter Lin

Test Specification: LINE&NEUTRAL

Comment:

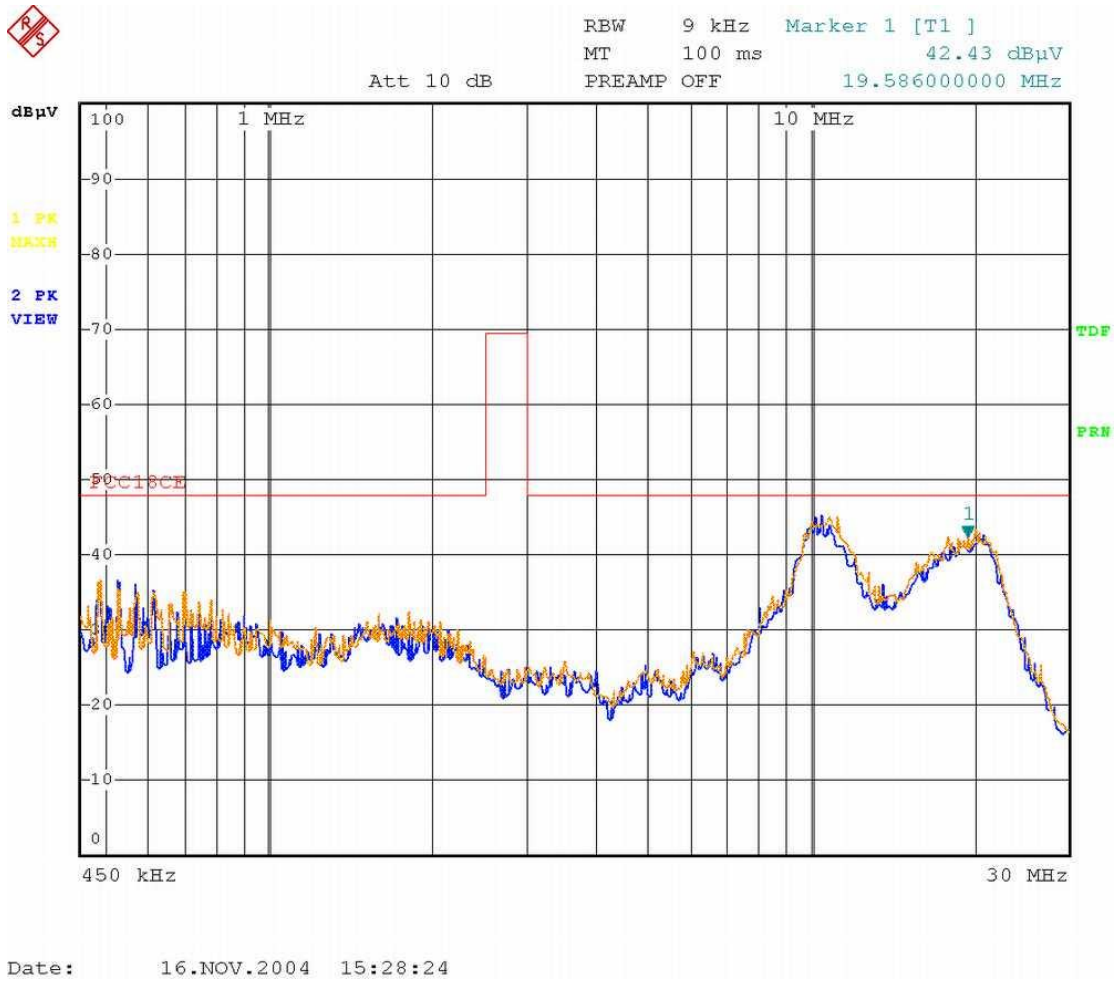

Date: 16.NOV.2004 15:28:24