4. 7 Conducted Power Line Test Result

The frequency spectrum from 0.45 MHz to 30 MHz was investigated. All readings are quasi -peak values with a resolution bandwidth of 9 KHz.

- Temperature ： 26 ℃
- Humidity ： 53 % RH

Product	: Electronic Ballasts	Test Mode	: EB-235HE-120-HPF
Test Item	: General Conducted Emission Data	Temperature	: 25 ℃
Test Voltage	: 120VAC / 60Hz	Humidity	: 56%RH
Test Result	: **PASS**		

Frequency (MHz)	Emission (dBuV)	Va/Vb	Limits QP (dBuV)	Margin (dB)
0.474	37.2	Va	48	-10.8
11.778	40.3	Va	48	-7.7
12.158	42.3	Va	48	-5.7
13.082	44.4	Va	48	-3.6
20.886	40.6	Va	48	-7.4
0.474	43.3	Vb	48	-4.8
0.519	35.4	Vb	48	-12.6
10.294	37.6	Vb	48	-10.4
20.31	39.4	Vb	48	-8.6

Note:
1.Uncertainty in conducted emission measured is <+/ -2dB.
2.The emission levels of other frequencies were very low against the limit.
3.The Quasi-peak emission level also meets average limit and measurement with the average detector is unnecessary.
4.Emission = Meter Reading + Factor ; Factor = Insertion Loss + Cable Loss.
5.Margin Value = Emission Level – Limit Value. All reading are Quasi-Peak Values.

Product	: Electronic Ballasts	Test Mode	: EB-235HE-120-HPF-CON
Test Item	: General Conducted Emission Data	Temperature	: 25 ℃
Test Voltage	: 120VAC / 60Hz	Humidity	: 56%RH
Test Result	: **PASS**		

Frequency (MHz)	Emission (dBuV)	Va/Vb	Limits QP (dBuV)	Margin (dB)
0.466	40.9	Va	48	-7.2
0.550	42.6	Va	48	-5.4
18.726	43.1	Va	48	-5.0
19.150	43.7	Va	48	-4.3
19.438	44.2	Va	48	-3.9
20.480	45.0	Va	48	-3.0
0.526	42.0	Vb	48	-6.0
0.626	36.7	Vb	48	-11.4
0.742	38.4	Vb	48	-9.6
15.814	38.2	Vb	48	-9.8
22.206	39.3	Vb	48	-8.7

Note:
1.Uncertainty in conducted emission measured is <+/ -2dB.
2.The emission levels of other frequencies were very low against the limit.
3.The Quasi-peak emission level also meets average limit and measurement with the average detector is unnecessary.
4.Emission = Meter Reading + Factor ; Factor = Insertion Loss + Cable Loss.
5.Margin Value = Emission Level – Limit Value. All reading are Quasi-Peak Values.

Product	: Electronic Ballasts	Test Mode	: EB-239HO-120-HPF
Test Item	: General Conducted Emission Data	Temperature	: 25 ℃
Test Voltage	: 120VAC / 60Hz	Humidity	: 56%RH
Test Result	: **PASS**		

Frequency (MHz)	Emission (dBuV)	Va/Vb	Limits QP (dBuV)	Margin (dB)
0.614	43.1	Va	48	-4.9
0.722	43.2	Va	48	-4.8
0.782	43.8	Va	48	-4.2
0.906	45.4	Va	48	-2.6
0.960	46.0	Va	48	-2.0
1.202	46.0	Va	48	-2.0
0.742	45.0	Vb	48	-3.0
0.782	45.7	Vb	48	-2.3
0.846	44.6	Vb	48	-3.4
0.930	45.9	Vb	48	-2.1
0.938	45.8	Vb	48	-2.2
21.070	45.6	Vb	48	-2.4

Note:
1.Uncertainty in conducted emission measured is <+/ -2dB.
2.The emission levels of other frequencies were very low against the limit.
3.The Quasi-peak emission level also meets average limit and measurement with the average detector is unnecessary.
4.Emission = Meter Reading + Factor ; Factor = Insertion Loss + Cable Loss.
5.Margin Value = Emission Level – Limit Value. All reading are Quasi-Peak Values.

Product	: Electronic Ballasts	Test Mode	: EB-239HO-120-HPF-CON
Test Item	: General Conducted Emission Data	Temperature	: 25 ℃
Test Voltage	: 120VAC / 60Hz	Humidity	: 56%RH
Test Result	: **PASS**		

Frequency (MHz)	Emission (dBuV)	Va/Vb	Limits QP (dBuV)	Margin (dB)
17.278	41.3	Va	48	-6.7
18.042	43.2	Va	48	-4.8
18.974	43.8	Va	48	-4.2
17.818	43.7	Vb	48	-4.3
18.166	44.5	Vb	48	-3.5
19.198	45.3	Vb	48	-2.7

Note:
1.Uncertainty in conducted emission measured is <+/ -2dB.
2.The emission levels of other frequencies were very low against the limit.
3.The Quasi-peak emission level also meets average limit and measurement with the average detector is unnecessary.
4.Emission = Meter Reading + Factor ; Factor = Insertion Loss + Cable Loss.
5.Margin Value = Emission Level – Limit Value. All reading are Quasi-Peak Values.

Product	: Electronic Ballasts	Test Mode	: EB-232T8-120-HPF
Test Item	: General Conducted Emission Data	Temperature	: 25 ℃
Test Voltage	: 120VAC / 60Hz	Humidity	: 56%RH
Test Result	: **PASS**		

Frequency (MHz)	Emission (dBuV)	Va/Vb	Limits QP (dBuV)	Margin (dB)
0.550	43.1	Va	48	-4.9
0.702	43.9	Va	48	-4.1
0.754	45.1	Va	48	-2.9
0.918	44.7	Va	48	-3.3
0.550	43.3	Vb	48	-4.7
0.758	45.7	Vb	48	-2.3
0.706	45.2	Vb	48	-2.8
0.818	45.6	Vb	48	-2.4
15.030	45.2	Vb	48	-2.8

Note:

1.Uncertainty in conducted emission measured is <+/ -2dB.

2.The emission levels of other frequencies were very low against the limit.

3.The Quasi-peak emission level also meets average limit and measurement with the average detector is unnecessary.

4.Emission = Meter Reading + Factor ; Factor = Insertion Loss + Cable Loss.

5.Margin Value = Emission Level – Limit Value. All reading are Quasi-Peak Values.

Conducted Emission

FCC Part 18

EUT: *Electronic Ballasts M/N: EB-235HE-120-HPF*

Manufacturer: *Kai Wo Trading Companyy*

Operating Condition: Normal

Test Site: *Ke Mei Ou Lab*

Operator: Peter Lin

Test Specification: LINE&NEUTRAL

Comment:

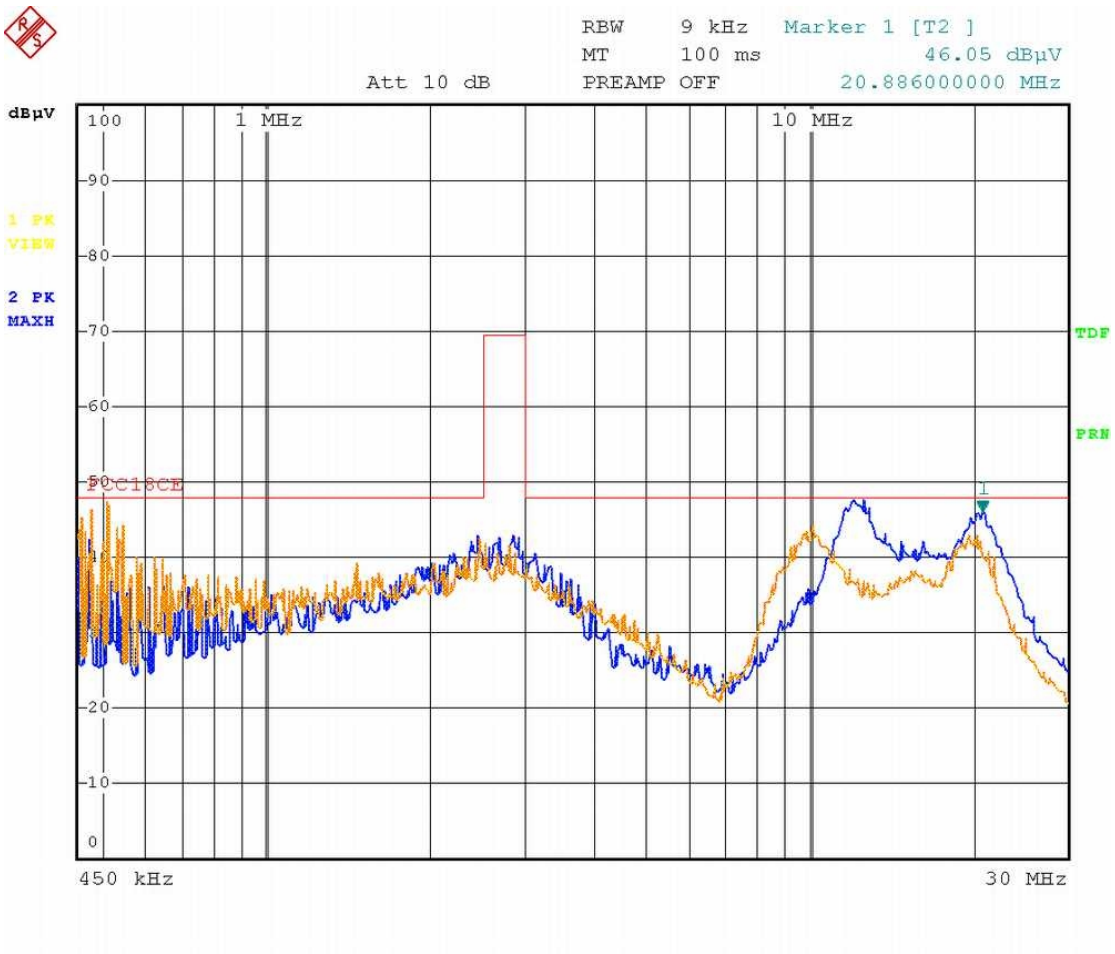

Conducted Emission

FCC Part 18

EUT: *Electronic Ballasts M/N: EB-235HE-120-HPF-CON*

Manufacturer: *Kai Wo Trading Companyy*

Operating Condition: Normal

Test Site: *Ke Mei Ou Lab*

Operator: Peter Lin

Test Specification: LINE&NEUTRAL

Comment:

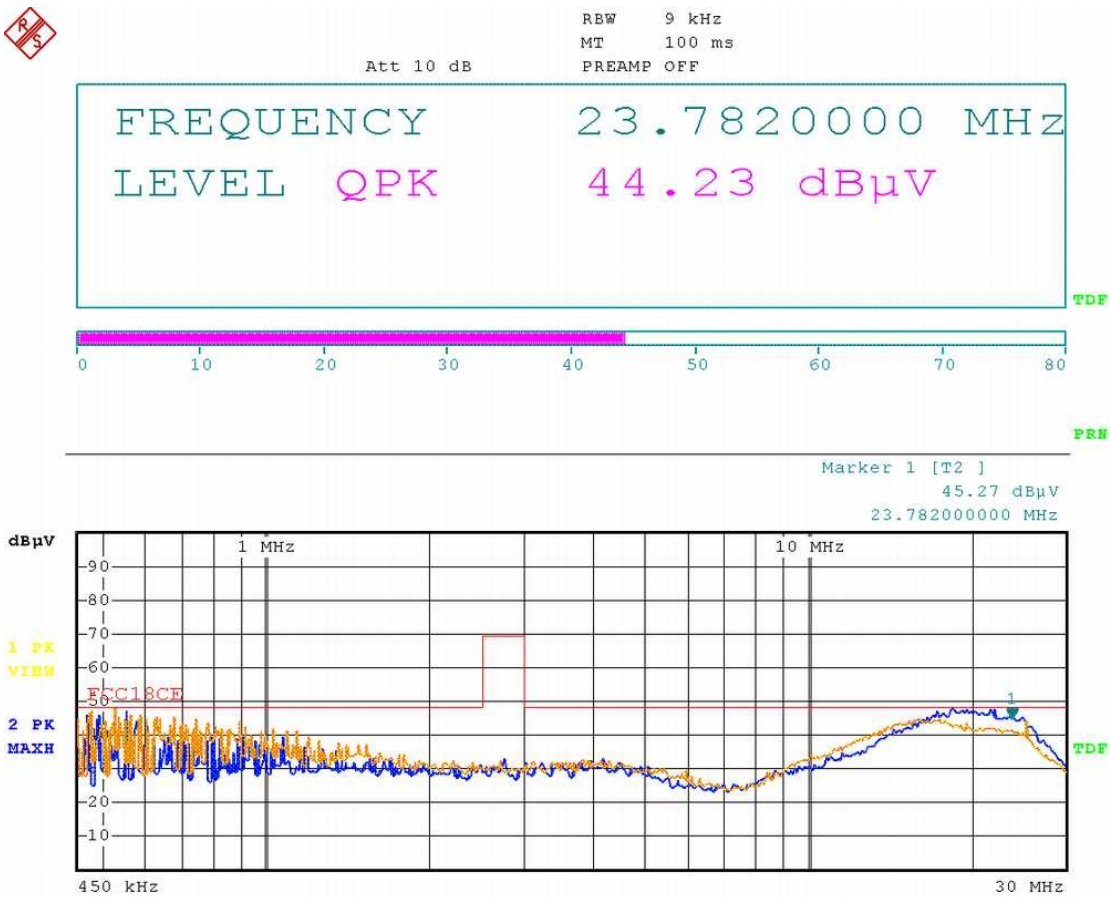

Conducted Emission

FCC Part 18

EUT: *Electronic Ballasts M/N: EB-239HO-120-HPF*

Manufacturer: *Kai Wo Trading Companyy*

Operating Condition: Normal

Test Site: *Ke Mei Ou Lab*

Operator: Peter Lin

Test Specification: LINE&NEUTRAL

Comment:

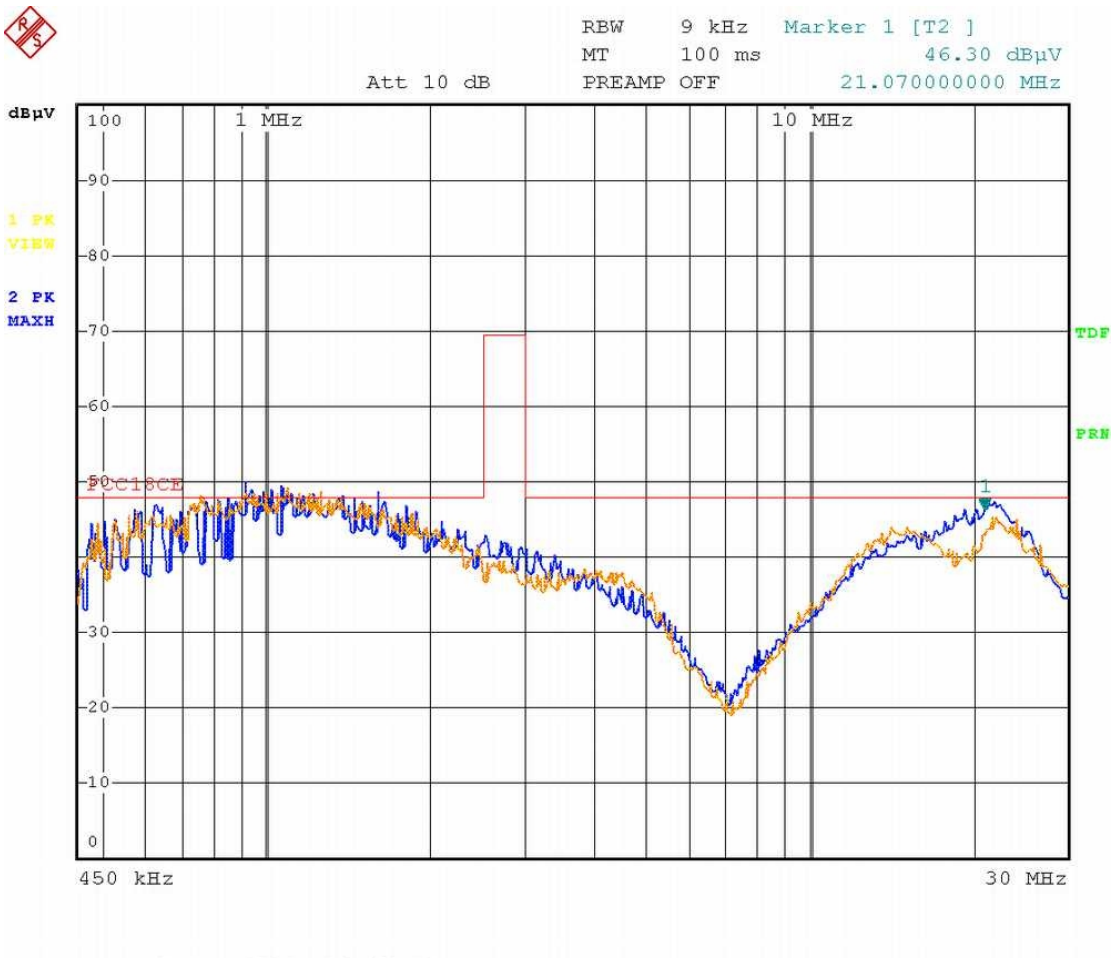

Conducted Emission

FCC Part 18

EUT: *Electronic Ballasts M/N: EB-239HO-120-HPF-CON*

Manufacturer: *Kai Wo Trading Companyy*

Operating Condition: Normal

Test Site: *Ke Mei Ou Lab*

Operator: Peter Lin

Test Specification: LINE&NEUTRAL

Comment:

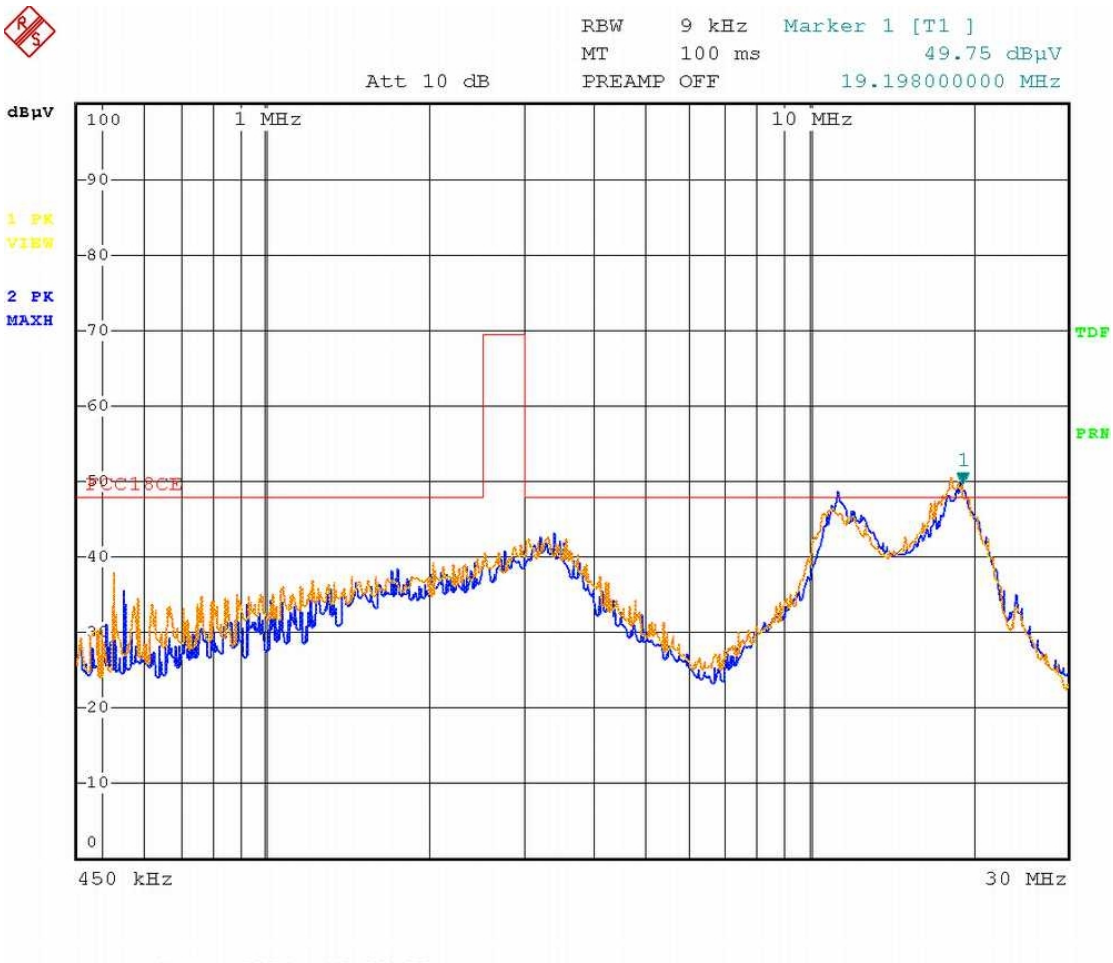

Conducted Emission

FCC Part 18

EUT: *Electronic Ballasts M/N: EB-232T8-120-HPF*

Manufacturer: *Kai Wo Trading Companyy*

Operating Condition: Normal

Test Site: *Ke Mei Ou Lab*

Operator: Peter Lin

Test Specification: LINE&NEUTRAL
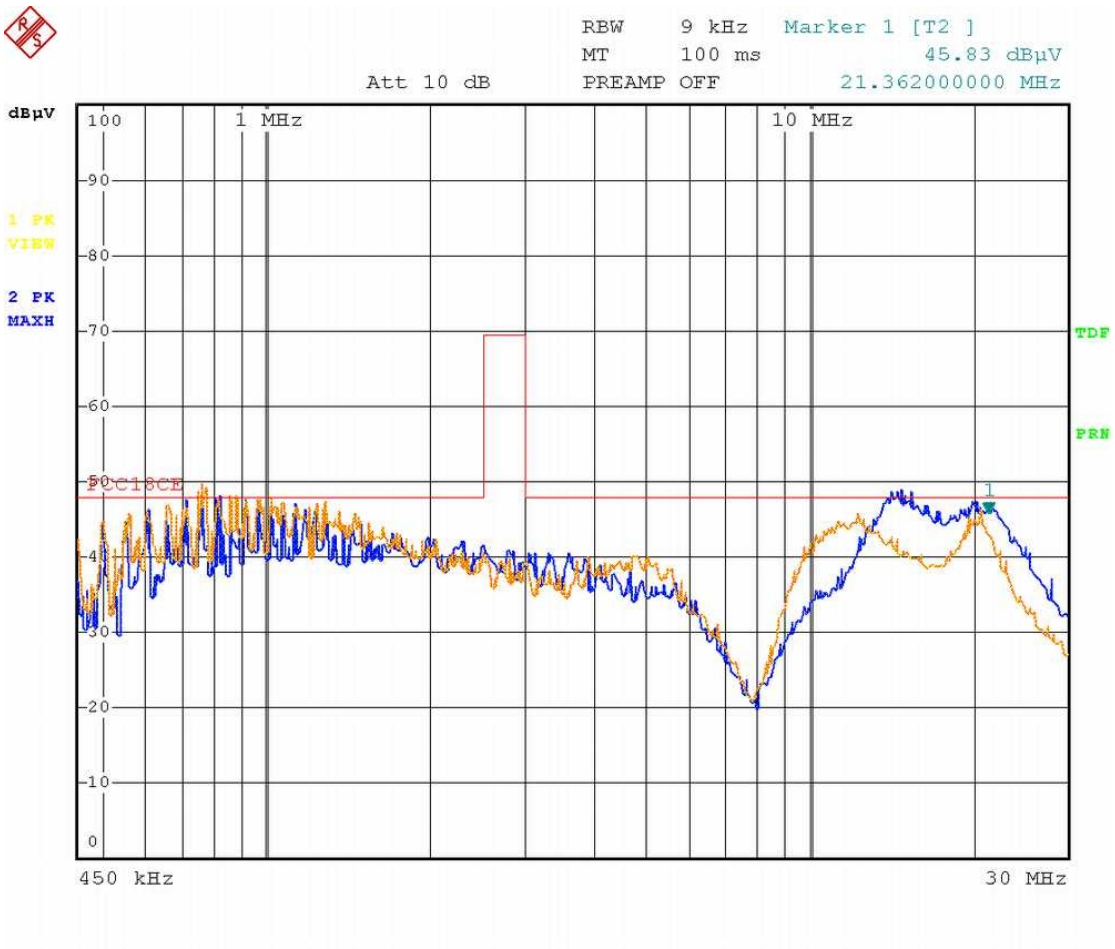
Comment: