Date/Time: 10/22/03 17:07:12

Test Laboratory: Compliance Certification Services

C1_802.11a - Anenna A

DUT: Ambit Microsystems Corp; Type: J07H069.01; Serial: N/A
Program Name: Configuration 1 - 802.11a_Antenna A
Ambient Temperature: 25.0 deg C; Liquid Temperature: 23.5 deg C

Communication System: 802.11a; Frequency: 5260 MHz;Duty Cycle: 1:1
Medium: M5200MHz (σ = 5.4839 mho/m, ε_r = 48.9569, ρ = 1000 kg/m^3)
Phantom section: Flat Section
DASY4 Configuration:

- Probe: ES3DV2 - SN3021; ConvF(1.4, 1.4, 1.4); Calibrated: 7/29/2003
- Sensor-Surface: 3.1mm (Mechanical Surface Detection)
- Electronics: DAE3 Sn427; Calibrated: 2/4/2003
- Phantom: SAM 2; Type: SAM 2; Serial: 1050
- Measurement SW: DASY4, V4.1 Build 47; Postprocessing SW: SEMCAD, V1.8 Build 62

Middle/Area Scan (9x12x1): Measurement grid: dx=10mm, dy=10mm
Reference Value = 2.71 V/m
Power Drift = -0.17 dB
Maximum value of SAR = 0.575 mW/g

Middle/Zoom Scan (7x7x8)/Cube 0: Measurement grid: dx=4.3mm, dy=4.3mm, dz=3mm
Peak SAR (extrapolated) = 1.26 W/kg
SAR(1 g) = 0.434 mW/g; SAR(10 g) = 0.184 mW/g
Reference Value = 2.71 V/m
Power Drift = -0.17 dB
Maximum value of SAR = 0.576 mW/g

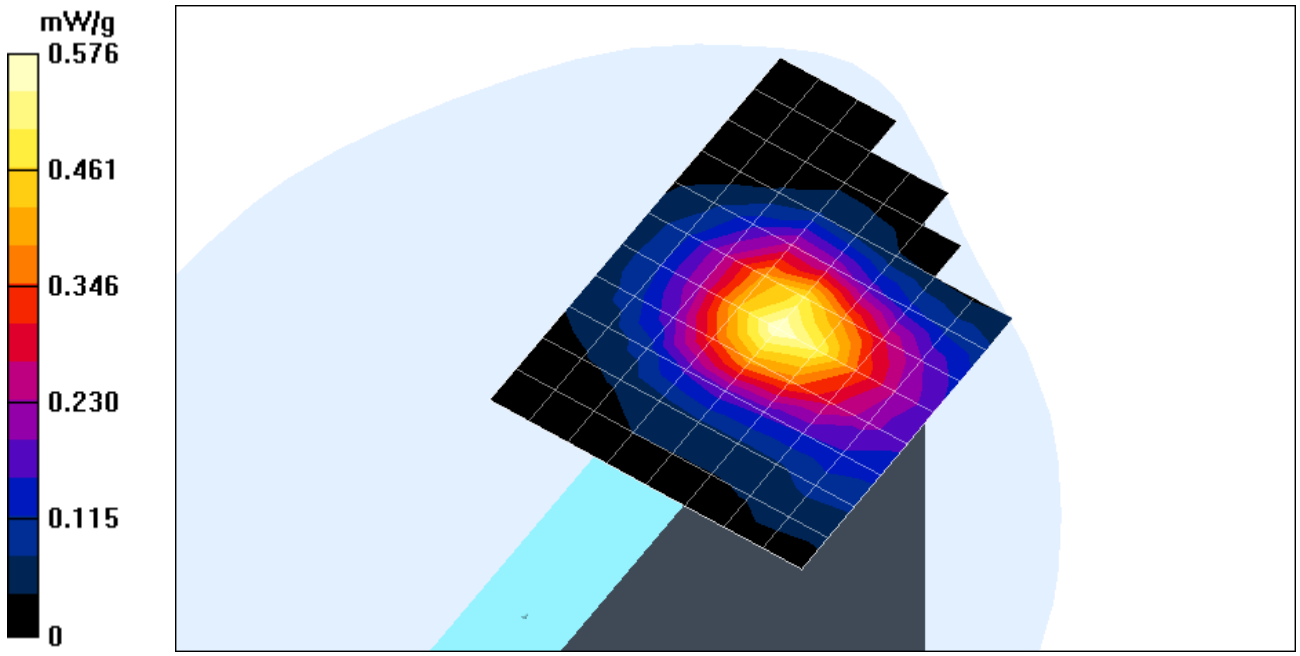

Date/Time: 10/22/03 17:07:12

Test Laboratory: Compliance Certification Services

C1_802.11a - Anenna A

DUT: Ambit Microsystems Corp; Type: J07H069.01; Serial: N/A

DASY4 Configuration:

- Probe: ES3DV2 - SN3021; ConvF(1.4, 1.4, 1.4); Calibrated: 7/29/2003
- Sensor-Surface: 0mm (Fix Surface)
- Electronics: DAE3 Sn427; Calibrated: 2/4/2003
- Phantom: SAM 2; Type: SAM 2; Serial: 1050
- Measurement SW: DASY4, V4.1 Build 47; Postprocessing SW: SEMCAD, V1.8 Build 62

Middle/Z Scan (1x1x51): Measurement grid: dx=20mm, dy=20mm, dz=2mm
Reference Value = 2.71 V/m
Power Drift = -0.1 dB
Maximum value of SAR = 0.246 mW/g

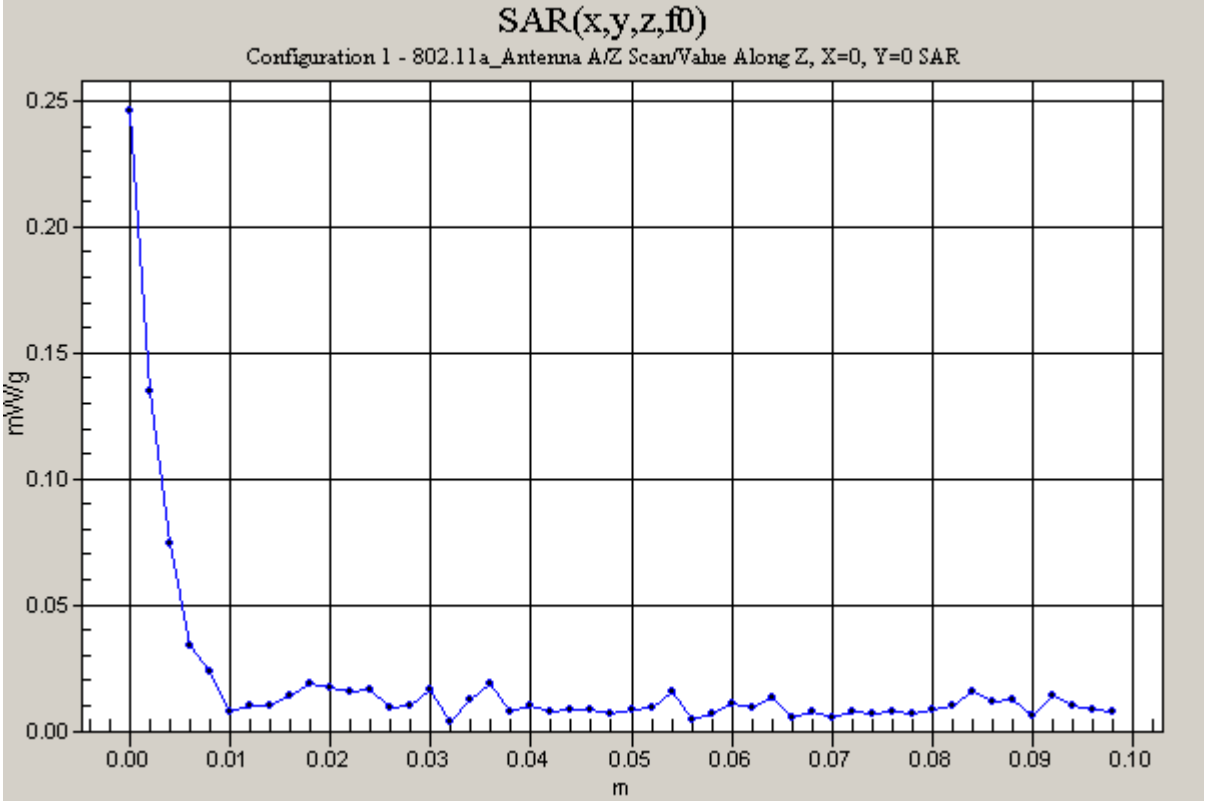

Date/Time: 10/22/03 17:39:44

Test Laboratory: Compliance Certification Services

C1_802.11a - Anenna A

DUT: Ambit Microsystems Corp; Type: J07H069.01; Serial: N/A
Program Name: Configuration 1 - 802.11a_Antenna A
Ambient Temperature: 25.0 deg C; Liquid Temperature: 23.5 deg C

Communication System: 802.11a; Frequency: 5260 MHz;Duty Cycle: 1:1
Medium: M5200MHz (σ = 5.4839 mho/m, ε_r = 48.9569, ρ = 1000 kg/m^3)
Phantom section: Flat Section
DASY4 Configuration:

- Probe: ES3DV2 - SN3021; ConvF(1.4, 1.4, 1.4); Calibrated: 7/29/2003
- Sensor-Surface: 3.1mm (Mechanical Surface Detection)
- Electronics: DAE3 Sn427; Calibrated: 2/4/2003
- Phantom: SAM 2; Type: SAM 2; Serial: 1050
- Measurement SW: DASY4, V4.1 Build 47; Postprocessing SW: SEMCAD, V1.8 Build 62

Co-location/Area Scan (9x12x1): Measurement grid: dx=10mm, dy=10mm
Reference Value = 2.82 V/m
Power Drift = -0.1 dB
Maximum value of SAR = 0.581 mW/g

Co-location/Zoom Scan (7x7x8)/Cube 0: Measurement grid: dx=4.3mm, dy=4.3mm, dz=3mm
Peak SAR (extrapolated) = 1.24 W/kg
SAR(1 g) = 0.436 mW/g; SAR(10 g) = 0.187 mW/g
Reference Value = 2.82 V/m
Power Drift = -0.1 dB
Maximum value of SAR = 0.589 mW/g

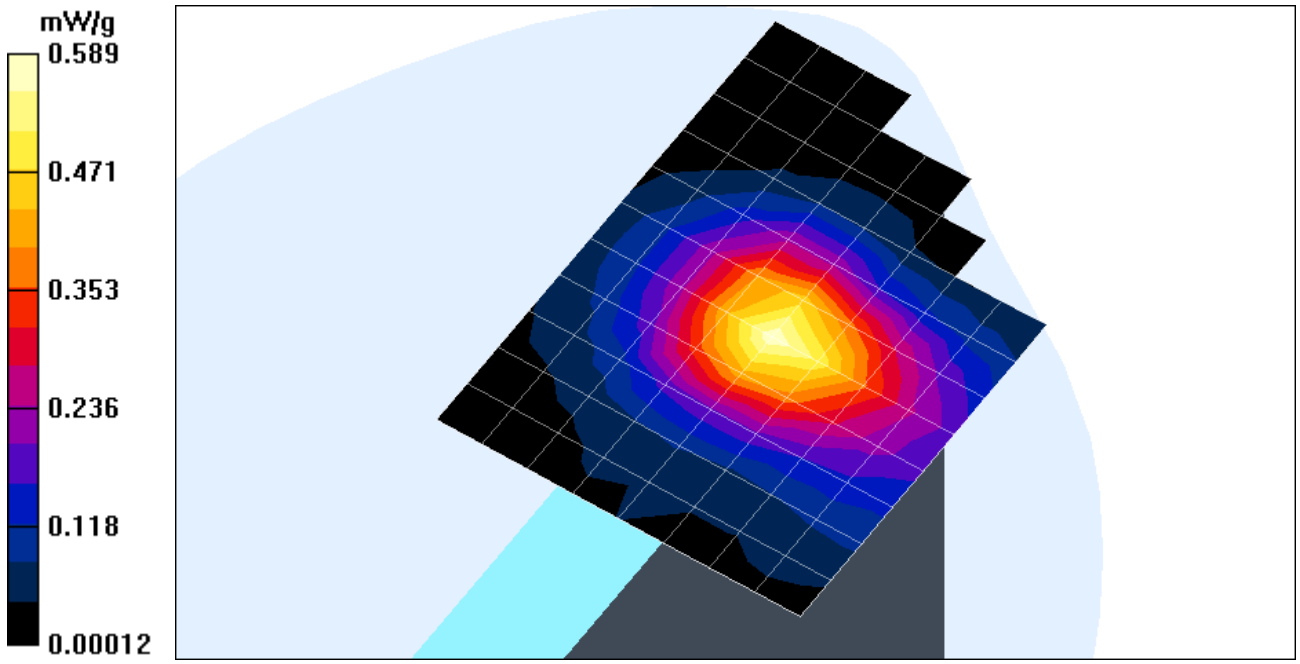

Date/Time: 10/22/03 17:39:44

Test Laboratory: Compliance Certification Services

C1_802.11a - Anenna A

DUT: Ambit Microsystems Corp; Type: J07H069.01; Serial: N/A

DASY4 Configuration:

- Probe: ES3DV2 - SN3021; ConvF(1.4, 1.4, 1.4); Calibrated: 7/29/2003
- Sensor-Surface: 0mm (Fix Surface)
- Electronics: DAE3 Sn427; Calibrated: 2/4/2003
- Phantom: SAM 2; Type: SAM 2; Serial: 1050
- Measurement SW: DASY4, V4.1 Build 47; Postprocessing SW: SEMCAD, V1.8 Build 62

Co-location/Z Scan (1x1x51): Measurement grid: dx=20mm, dy=20mm, dz=2mm
Reference Value = 2.82 V/m
Power Drift = 0.1 dB
Maximum value of SAR = 0.256 mW/g

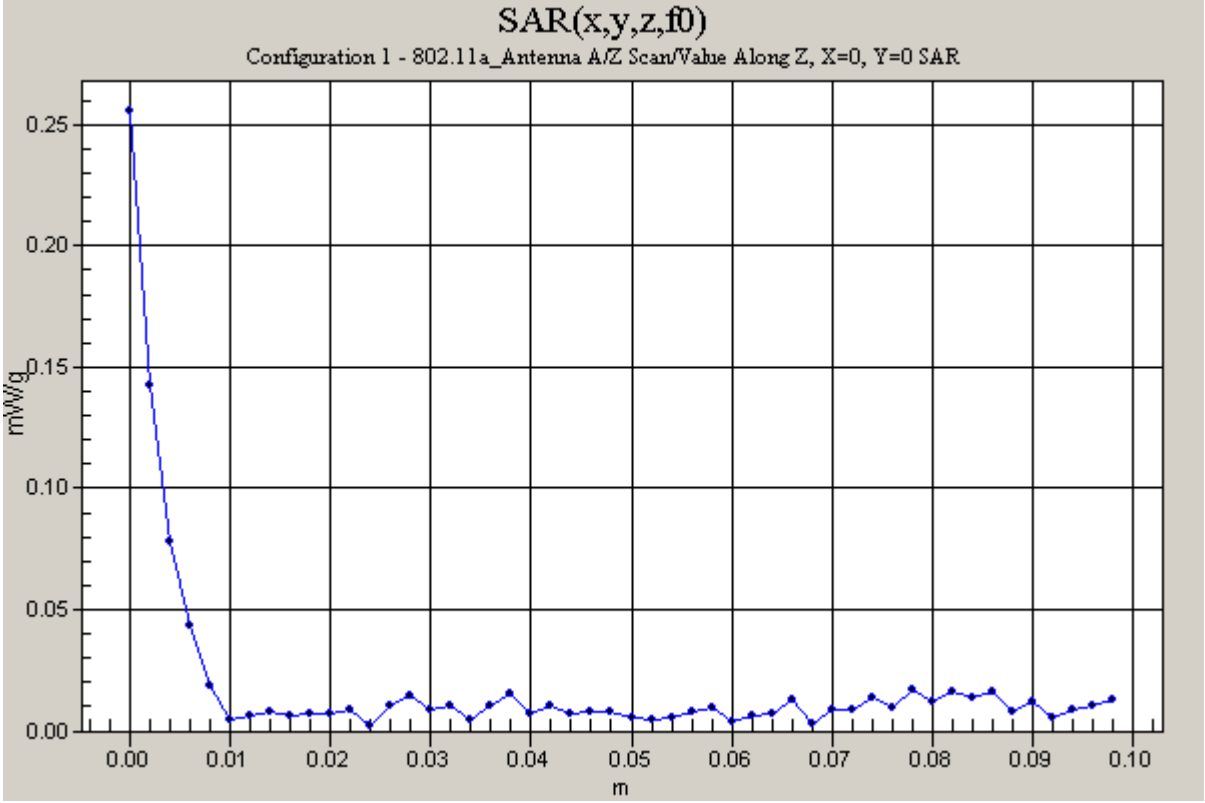

Date/Time: 10/22/03 16:29:30

Test Laboratory: Compliance Certification Services

C1_802.11a - Anenna A

DUT: Ambit Microsystems Corp; Type: J07H069.01; Serial: N/A
Program Name: Configuration 1 - 802.11a_Antenna A
Ambient Temperature: 25.0 deg C; Liquid Temperature: 23.5 deg C

Communication System: 802.11a; Frequency: 5250 MHz;Duty Cycle: 1:1
Medium: M5200MHz (σ = 5.4839 mho/m, ε_r = 48.9569, ρ = 1000 kg/m^3)
Phantom section: Flat Section
DASY4 Configuration:

- Probe: ES3DV2 - SN3021; ConvF(1.4, 1.4, 1.4); Calibrated: 7/29/2003
- Sensor-Surface: 3.1mm (Mechanical Surface Detection)
- Electronics: DAE3 Sn427; Calibrated: 2/4/2003
- Phantom: SAM 2; Type: SAM 2; Serial: 1050
- Measurement SW: DASY4, V4.1 Build 47; Postprocessing SW: SEMCAD, V1.8 Build 62

Middle-Turbo mode/Area Scan (9x12x1): Measurement grid: dx=10mm, dy=10mm
Reference Value = 2.36 V/m
Power Drift = -0.1 dB
Maximum value of SAR = 0.379 mW/g

Middle-Turbo mode/Zoom Scan (7x7x8)/Cube 0: Measurement grid: dx=4.3mm, dy=4.3mm, dz=3mm
Peak SAR (extrapolated) = 0.782 W/kg
SAR(1 g) = 0.273 mW/g; SAR(10 g) = 0.118 mW/g
Reference Value = 2.36 V/m
Power Drift = -0.1 dB
Maximum value of SAR = 0.366 mW/g

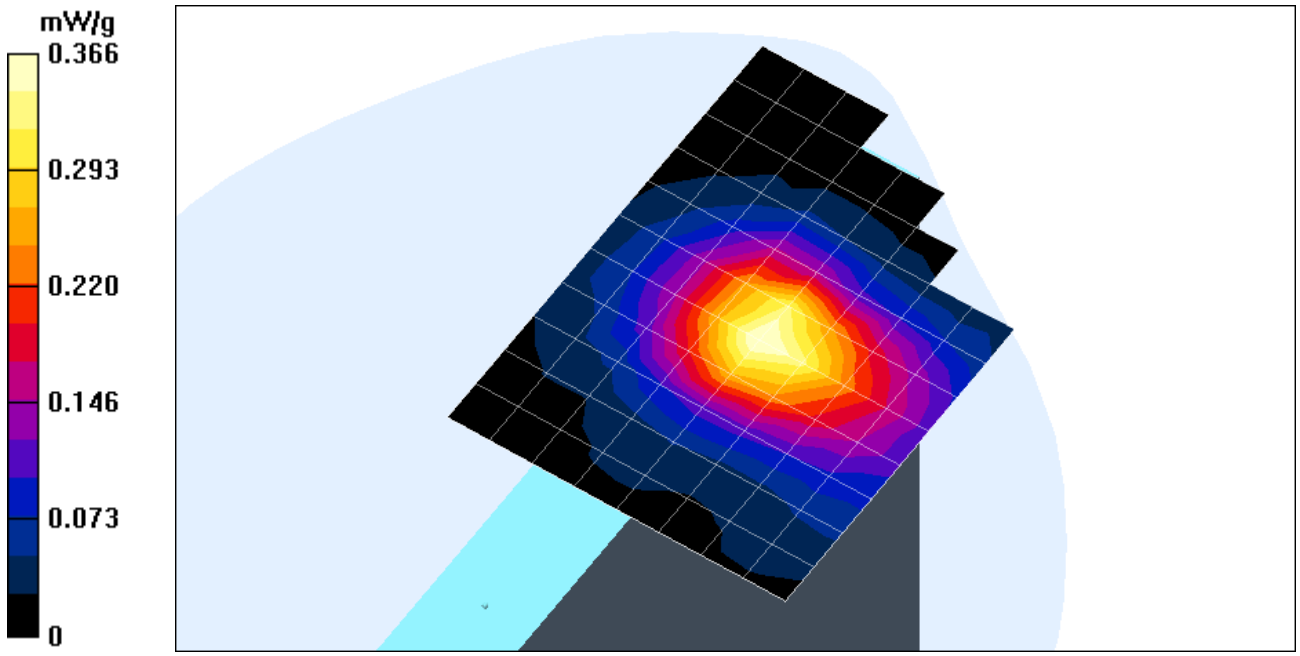

Date/Time: 10/23/03 11:27:36

Test Laboratory: Compliance Certification Services

C1_802.11a - Anenna A

DUT: Ambit Microsystems Corp; Type: J07H069.01; Serial: N/A
Program Name: Configuration 1 - 802.11a_Antenna A
Ambient Temperature: 25.0 deg C; Liquid Temperature: 23.5 deg C

Communication System: 802.11a; Frequency: 5785 MHz;Duty Cycle: 1:1
Medium: M5800MHz (σ = 6.2951 mho/m, ε_r = 47.2275, ρ = 1000 kg/m^3)
Phantom section: Flat Section
DASY4 Configuration:

- Probe: ES3DV2 - SN3021; ConvF(1.1, 1.1, 1.1); Calibrated: 7/29/2003
- Sensor-Surface: 3.1mm (Mechanical Surface Detection)
- Electronics: DAE3 Sn427; Calibrated: 2/4/2003
- Phantom: SAM 2; Type: SAM 2; Serial: 1050
- Measurement SW: DASY4, V4.1 Build 47; Postprocessing SW: SEMCAD, V1.8 Build 62

Middle/Area Scan (9x13x1): Measurement grid: dx=10mm, dy=10mm
Reference Value = 2.46 V/m
Power Drift = -0.19 dB
Maximum value of SAR = 0.255 mW/g

Middle/Zoom Scan (7x7x8)/Cube 0: Measurement grid: dx=4.3mm, dy=4.3mm, dz=3mm
Peak SAR (extrapolated) = 0.955 W/kg
SAR(1 g) = 0.229 mW/g; SAR(10 g) = 0.096 mW/g
Reference Value = 2.46 V/m
Power Drift = -0.19 dB
Maximum value of SAR = 0.286 mW/g

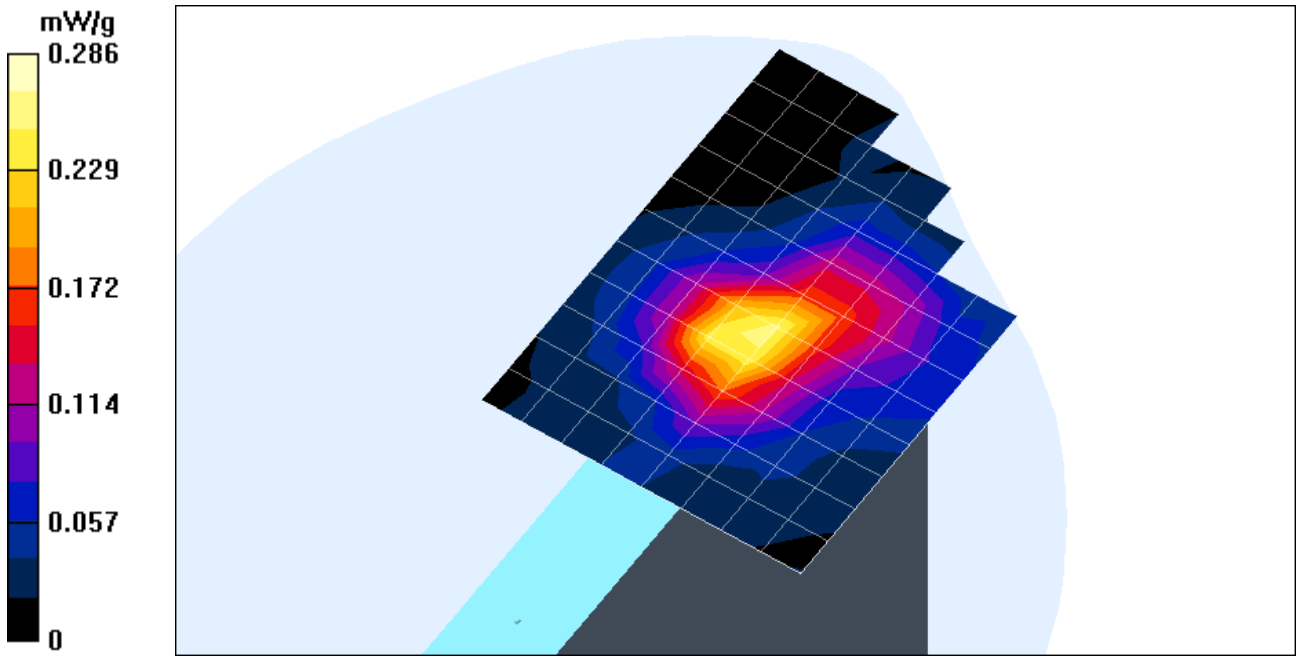

Date/Time: 10/23/03 11:27:36

Test Laboratory: Compliance Certification Services

C1_802.11a - Anenna A

DUT: Ambit Microsystems Corp; Type: J07H069.01; Serial: N/A

DASY4 Configuration:

- Probe: ES3DV2 - SN3021; ConvF(1.1, 1.1, 1.1); Calibrated: 7/29/2003
- Sensor-Surface: 0mm (Fix Surface)
- Electronics: DAE3 Sn427; Calibrated: 2/4/2003
- Phantom: SAM 2; Type: SAM 2; Serial: 1050
- Measurement SW: DASY4, V4.1 Build 47; Postprocessing SW: SEMCAD, V1.8 Build 62

Middle/Z Scan (1x1x51): Measurement grid: dx=20mm, dy=20mm, dz=2mm
Reference Value = 2.46 V/m
Power Drift = -0.14 dB
Maximum value of SAR = 0.118 mW/g

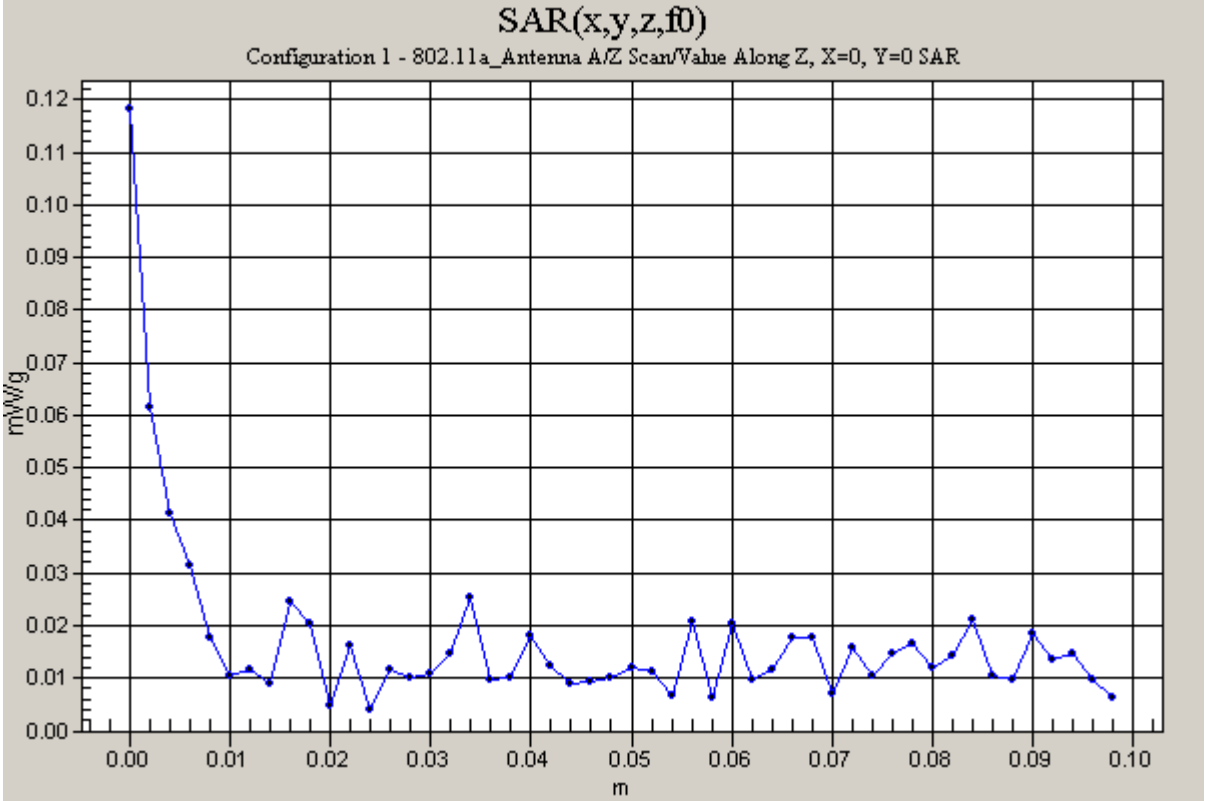

Date/Time: 10/23/03 12:39:06

Test Laboratory: Compliance Certification Services

C1_802.11a - Anenna A

DUT: Ambit Microsystems Corp; Type: J07H069.01; Serial: N/A
Program Name: Configuration 1 - 802.11a_Antenna A
Ambient Temperature: 25.0 deg C; Liquid Temperature: 23.5 deg C

Communication System: 802.11a; Frequency: 5800 MHz;Duty Cycle: 1:1
Medium: M5800MHz (σ = 6.2951 mho/m, ε_r = 47.2275, ρ = 1000 kg/m^3)
Phantom section: Flat Section
DASY4 Configuration:

- Probe: ES3DV2 - SN3021; ConvF(1.1, 1.1, 1.1); Calibrated: 7/29/2003
- Sensor-Surface: 3.1mm (Mechanical Surface Detection)
- Electronics: DAE3 Sn427; Calibrated: 2/4/2003
- Phantom: SAM 2; Type: SAM 2; Serial: 1050
- Measurement SW: DASY4, V4.1 Build 47; Postprocessing SW: SEMCAD, V1.8 Build 62

Middle-Turbo mode/Area Scan (9x12x1): Measurement grid: dx=10mm, dy=10mm
Reference Value = 2.16 V/m
Power Drift = 0.1 dB
Maximum value of SAR = 0.265 mW/g

Middle-Turbo mode/Zoom Scan (7x7x8)/Cube 0: Measurement grid: dx=4.3mm, dy=4.3mm, dz=3mm
Peak SAR (extrapolated) = 0.959 W/kg
SAR(1 g) = 0.215 mW/g; SAR(10 g) = 0.092 mW/g
Reference Value = 2.16 V/m
Power Drift = 0.1 dB
Maximum value of SAR = 0.283 mW/g

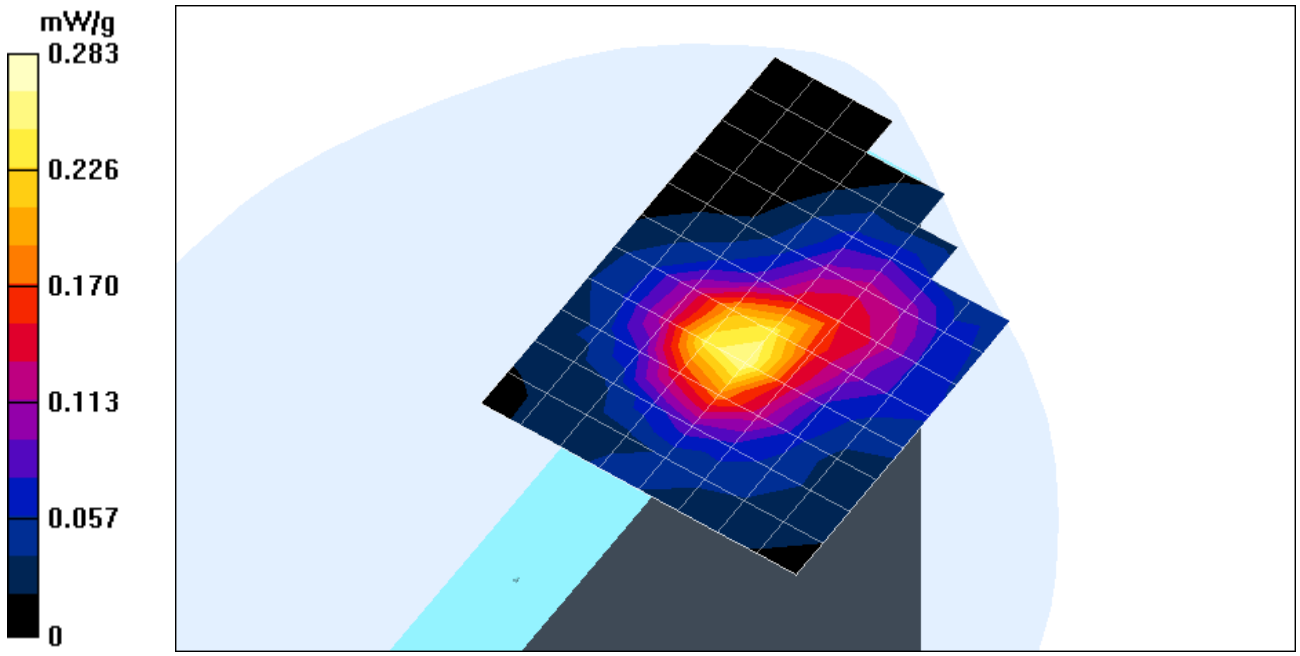

Date/Time: 10/22/03 18:27:10

Test Laboratory: Compliance Certification Services

C2_802.11a - Anenna B

DUT: Ambit Microsystems Corp; Type: J07H069.01; Serial: N/A
Program Name: Configuration 2 - 802.11a_Antenna B
Ambient Temperature: 25.0 deg C; Liquid Temperature: 23.5 deg C

Communication System: 802.11a; Frequency: 5260 MHz;Duty Cycle: 1:1
Medium: M5200MHz (σ = 5.4839 mho/m, ε_r = 48.9569, ρ = 1000 kg/m^3)
Phantom section: Flat Section
DASY4 Configuration:

- Probe: ES3DV2 - SN3021; ConvF(1.4, 1.4, 1.4); Calibrated: 7/29/2003
- Sensor-Surface: 3.1mm (Mechanical Surface Detection)
- Electronics: DAE3 Sn427; Calibrated: 2/4/2003
- Phantom: SAM 2; Type: SAM 2; Serial: 1050
- Measurement SW: DASY4, V4.1 Build 47; Postprocessing SW: SEMCAD, V1.8 Build 62

Middle/Area Scan (9x13x1): Measurement grid: dx=10mm, dy=10mm
Reference Value = 3.19 V/m
Power Drift = -0.007 dB
Maximum value of SAR = 0.188 mW/g

Middle/Zoom Scan (7x7x8)/Cube 0: Measurement grid: dx=4.3mm, dy=4.3mm, dz=3mm
Peak SAR (extrapolated) = 0.572 W/kg
SAR(1 g) = 0.157 mW/g; SAR(10 g) = 0.103 mW/g
Reference Value = 3.19 V/m
Power Drift = -0.007 dB
Maximum value of SAR = 0.193 mW/g

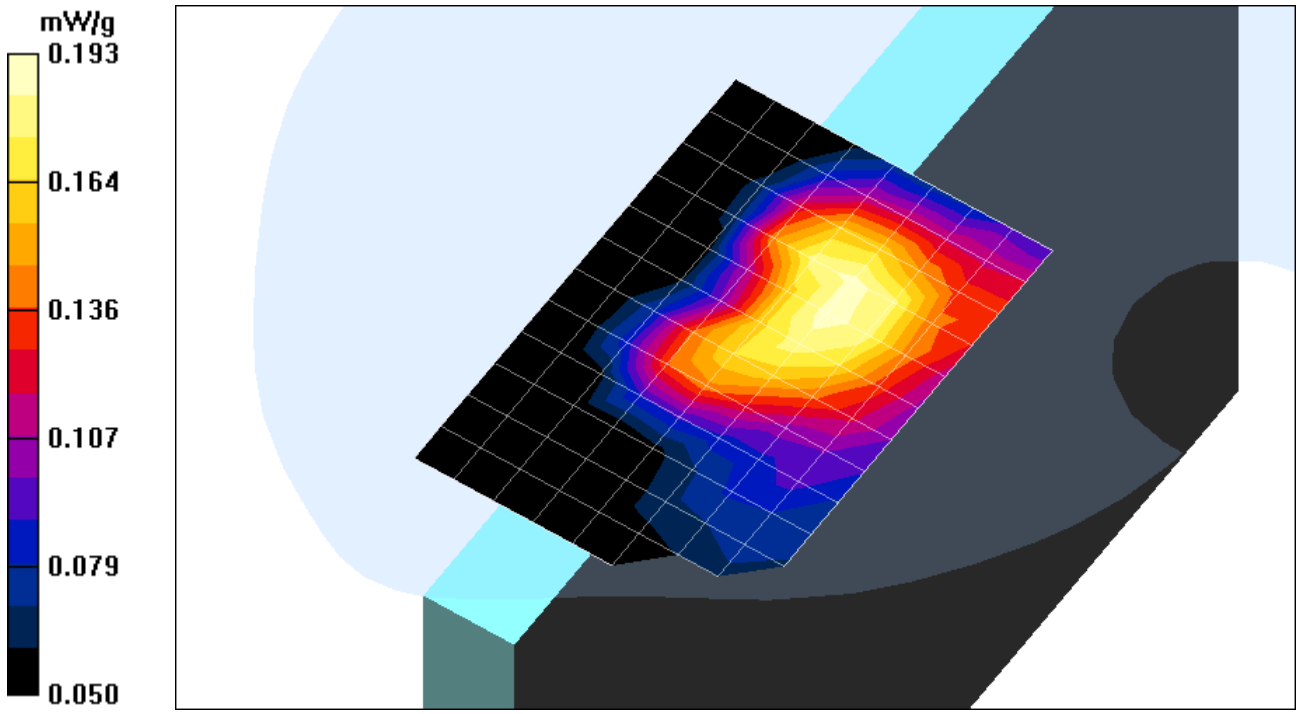

Date/Time: 10/22/03 18:35:02

Test Laboratory: Compliance Certification Services

C2_802.11a - Anenna B

DUT: Ambit Microsystems Corp; Type: J07H069.01; Serial: N/A

DASY4 Configuration:

- Probe: ES3DV2 - SN3021; ConvF(1.4, 1.4, 1.4); Calibrated: 7/29/2003
- Sensor-Surface: 0mm (Fix Surface)
- Electronics: DAE3 Sn427; Calibrated: 2/4/2003
- Phantom: SAM 2; Type: SAM 2; Serial: 1050
- Measurement SW: DASY4, V4.1 Build 47; Postprocessing SW: SEMCAD, V1.8 Build 62

Middle/Z Scan (1x1x51): Measurement grid: dx=20mm, dy=20mm, dz=2mm
Reference Value = 3.19 V/m
Power Drift = -0.17 dB
Maximum value of SAR = 0.065 mW/g

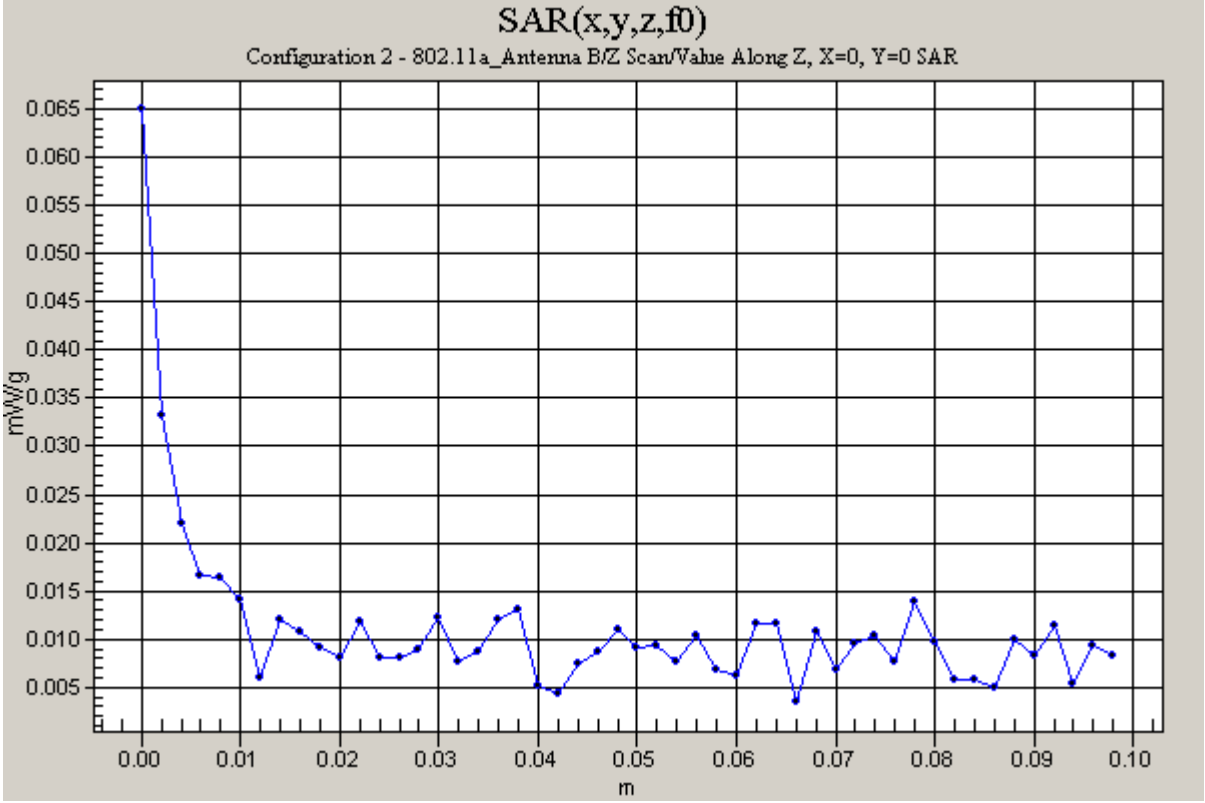

Date/Time: 10/22/03 19:09:16

Test Laboratory: Compliance Certification Services

C2_802.11a - Anenna B

DUT: Ambit Microsystems Corp; Type: J07H069.01; Serial: N/A
Program Name: Configuration 2 - 802.11a_Antenna B
Ambient Temperature: 25.0 deg C; Liquid Temperature: 23.5 deg C

Communication System: 802.11a; Frequency: 5250 MHz;Duty Cycle: 1:1
Medium: M5200MHz (σ = 5.4839 mho/m, ε_r = 48.9569, ρ = 1000 kg/m^3)
Phantom section: Flat Section
DASY4 Configuration:

- Probe: ES3DV2 - SN3021; ConvF(1.4, 1.4, 1.4); Calibrated: 7/29/2003
- Sensor-Surface: 3.1mm (Mechanical Surface Detection)
- Electronics: DAE3 Sn427; Calibrated: 2/4/2003
- Phantom: SAM 2; Type: SAM 2; Serial: 1050
- Measurement SW: DASY4, V4.1 Build 47; Postprocessing SW: SEMCAD, V1.8 Build 62

Middle-Turbo mode/Area Scan (9x13x1): Measurement grid: dx=10mm, dy=10mm
Reference Value = 3.1 V/m
Power Drift = 0.14 dB
Maximum value of SAR = 0.139 mW/g

Middle-Turbo mode/Zoom Scan (7x7x8)/Cube 0: Measurement grid: dx=4.3mm, dy=4.3mm, dz=3mm
Peak SAR (extrapolated) = 0.400 W/kg
SAR(1 g) = 0.125 mW/g; SAR(10 g) = 0.087 mW/g
Reference Value = 3.1 V/m
Power Drift = 0.14 dB
Maximum value of SAR = 0.138 mW/g

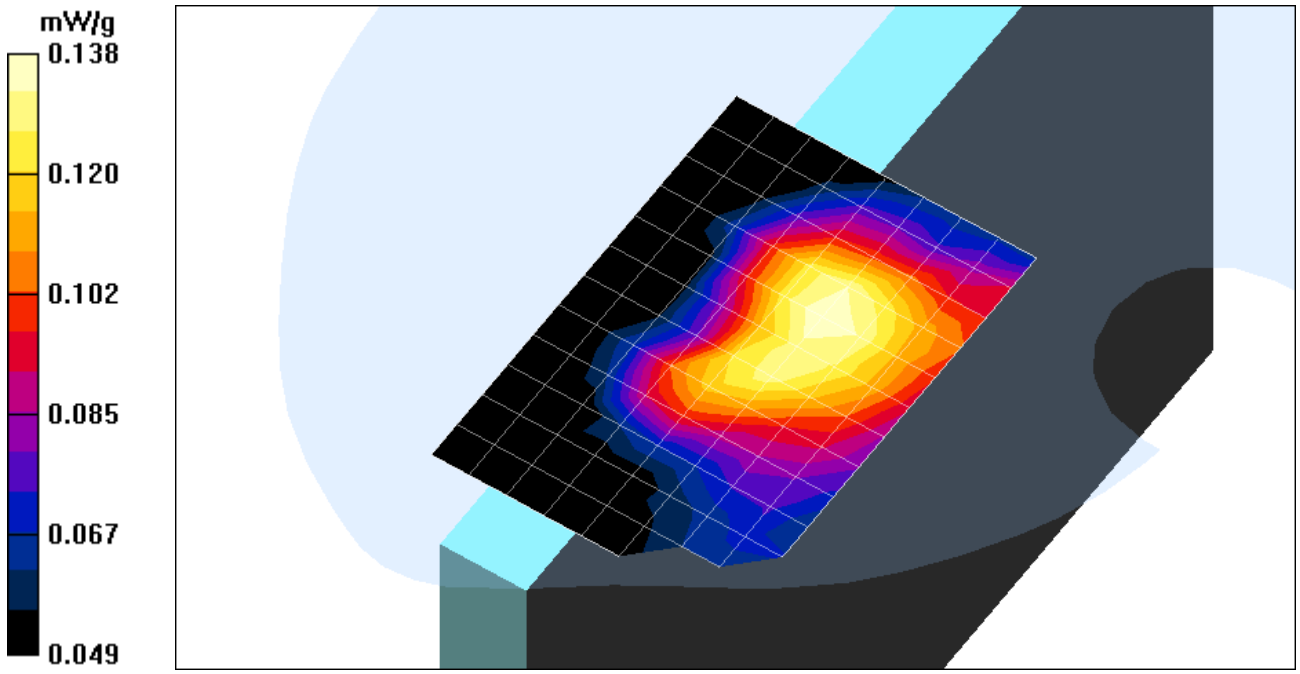

Date/Time: 10/23/03 14:46:36

Test Laboratory: Compliance Certification Services

C2_802.11a - Anenna B

DUT: Ambit Microsystems Corp; Type: J07H069.01; Serial: N/A
Program Name: Configuration 2 - 802.11a_Antenna B
Ambient Temperature: 25.0 deg C; Liquid Temperature: 23.5 deg C

Communication System: 802.11a; Frequency: 5785 MHz;Duty Cycle: 1:1
Medium: M5800MHz (σ = 6.2951 mho/m, ε_r = 47.2275, ρ = 1000 kg/m^3)
Phantom section: Flat Section
DASY4 Configuration:

- Probe: ES3DV2 - SN3021; ConvF(1.1, 1.1, 1.1); Calibrated: 7/29/2003
- Sensor-Surface: 3.1mm (Mechanical Surface Detection)
- Electronics: DAE3 Sn427; Calibrated: 2/4/2003
- Phantom: SAM 2; Type: SAM 2; Serial: 1050
- Measurement SW: DASY4, V4.1 Build 47; Postprocessing SW: SEMCAD, V1.8 Build 62

Middle/Area Scan (9x13x1): Measurement grid: dx=10mm, dy=10mm
Reference Value = 3.22 V/m
Power Drift = 0.13 dB
Maximum value of SAR = 0.390 mW/g

Middle/Zoom Scan (7x7x8)/Cube 0: Measurement grid: dx=4.3mm, dy=4.3mm, dz=3mm
Peak SAR (extrapolated) = 0.947 W/kg
SAR(1 g) = 0.323 mW/g; SAR(10 g) = 0.179 mW/g
Reference Value = 3.22 V/m
Power Drift = 0.13 dB
Maximum value of SAR = 0.403 mW/g

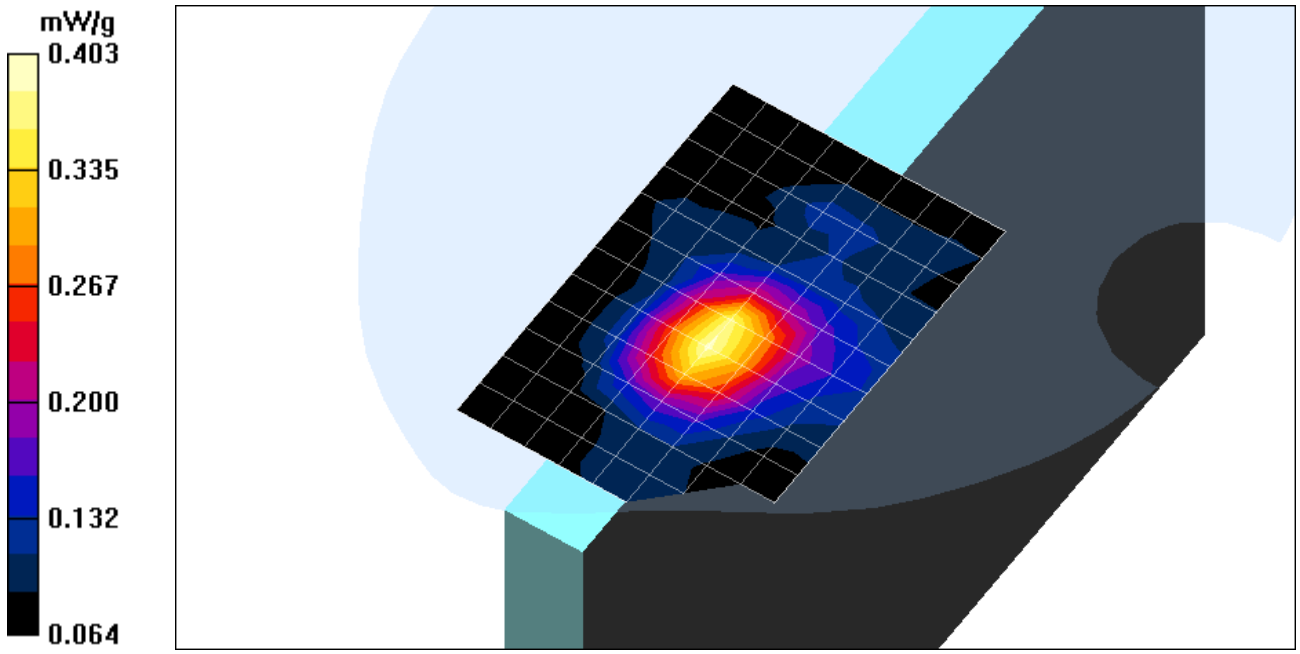

Date/Time: 10/23/03 14:06:22

Test Laboratory: Compliance Certification Services

C2_802.11a - Anenna B

DUT: Ambit Microsystems Corp; Type: J07H069.01; Serial: N/A
Program Name: Configuration 2 - 802.11a_Antenna B
Ambient Temperature: 25.0 deg C; Liquid Temperature: 23.5 deg C

Communication System: 802.11a; Frequency: 5800 MHz;Duty Cycle: 1:1
Medium: M5800MHz (σ = 6.2951 mho/m, ε_r = 47.2275, ρ = 1000 kg/m^3)
Phantom section: Flat Section
DASY4 Configuration:

- Probe: ES3DV2 - SN3021; ConvF(1.1, 1.1, 1.1); Calibrated: 7/29/2003
- Sensor-Surface: 3.1mm (Mechanical Surface Detection)
- Electronics: DAE3 Sn427; Calibrated: 2/4/2003
- Phantom: SAM 2; Type: SAM 2; Serial: 1050
- Measurement SW: DASY4, V4.1 Build 47; Postprocessing SW: SEMCAD, V1.8 Build 62

Middle-Turbo mode/Area Scan (9x12x1): Measurement grid: dx=10mm, dy=10mm
Reference Value = 3.29 V/m
Power Drift = 0.13 dB
Maximum value of SAR = 0.420 mW/g

Middle-Turbo mode/Zoom Scan (7x7x8)/Cube 0: Measurement grid: dx=4.3mm, dy=4.3mm, dz=3mm
Peak SAR (extrapolated) = 1.03 W/kg
SAR(1 g) = 0.332 mW/g; SAR(10 g) = 0.186 mW/g
Reference Value = 3.29 V/m
Power Drift = 0.13 dB
Maximum value of SAR = 0.409 mW/g

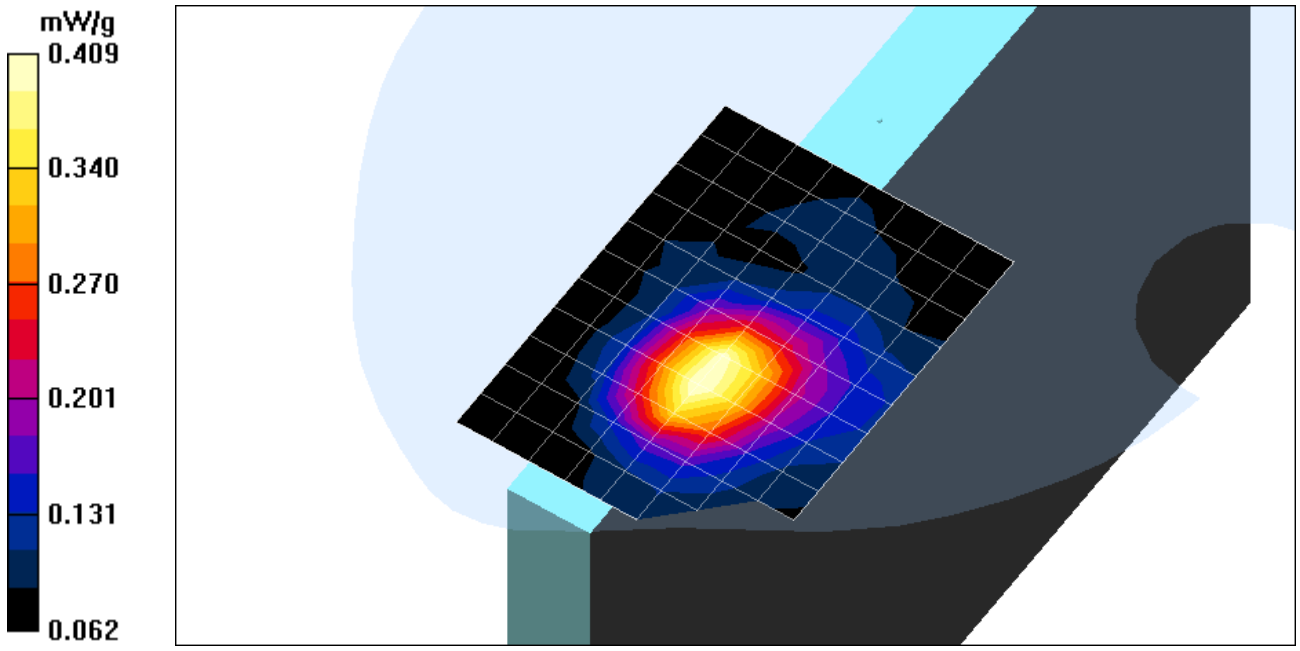

Date/Time: 10/23/03 14:12:40

Test Laboratory: Compliance Certification Services

C2_802.11a - Anenna B

DUT: Ambit Microsystems Corp; Type: J07H069.01; Serial: N/A

DASY4 Configuration:

- Probe: ES3DV2 - SN3021; ConvF(1.1, 1.1, 1.1); Calibrated: 7/29/2003
- Sensor-Surface: 0mm (Fix Surface)
- Electronics: DAE3 Sn427; Calibrated: 2/4/2003
- Phantom: SAM 2; Type: SAM 2; Serial: 1050
- Measurement SW: DASY4, V4.1 Build 47; Postprocessing SW: SEMCAD, V1.8 Build 62

Middle-Turbo mode/Z Scan (1x1x51): Measurement grid: dx=20mm, dy=20mm, dz=2mm
Reference Value = 3.29 V/m
Power Drift = -0.16 dB
Maximum value of SAR = 0.167 mW/g

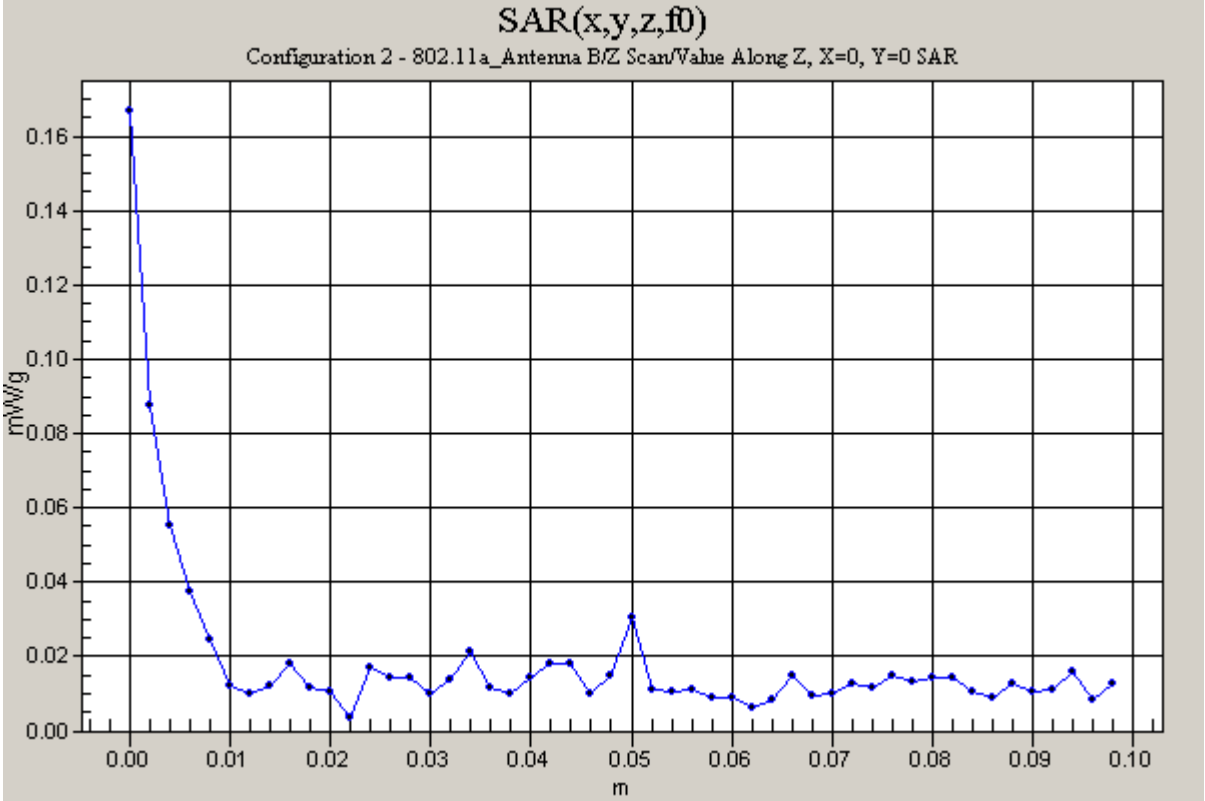

Date/Time: 10/22/03 20:15:32

Test Laboratory: Compliance Certification Services

C3_802.11a - Anenna A

DUT: Ambit Microsystems Corp; Type: J07H069.01; Serial: N/A
Program Name: Configuration 3 - 802.11a_Antenna A
Ambient Temperature: 25.0 deg C; Liquid Temperature: 23.5 deg C

Communication System: 802.11a; Frequency: 5260 MHz;Duty Cycle: 1:1
Medium: M5200MHz (σ = 5.4839 mho/m, ε_r = 48.9569, ρ = 1000 kg/m^3)
Phantom section: Flat Section
DASY4 Configuration:

- Probe: ES3DV2 - SN3021; ConvF(1.4, 1.4, 1.4); Calibrated: 7/29/2003
- Sensor-Surface: 3.1mm (Mechanical Surface Detection)
- Electronics: DAE3 Sn427; Calibrated: 2/4/2003
- Phantom: SAM 2; Type: SAM 2; Serial: 1050
- Measurement SW: DASY4, V4.1 Build 47; Postprocessing SW: SEMCAD, V1.8 Build 62

Middle/Area Scan (11x12x1): Measurement grid: dx=10mm, dy=10mm
Reference Value = 1.45 V/m
Power Drift = 0.12 dB
Maximum value of SAR = 0.223 mW/g

Middle/Zoom Scan (7x7x8)/Cube 0: Measurement grid: dx=4.3mm, dy=4.3mm, dz=3mm
Peak SAR (extrapolated) = 0.551 W/kg
SAR(1 g) = 0.183 mW/g; SAR(10 g) = 0.082 mW/g
Reference Value = 1.45 V/m
Power Drift = 0.12 dB
Maximum value of SAR = 0.249 mW/g

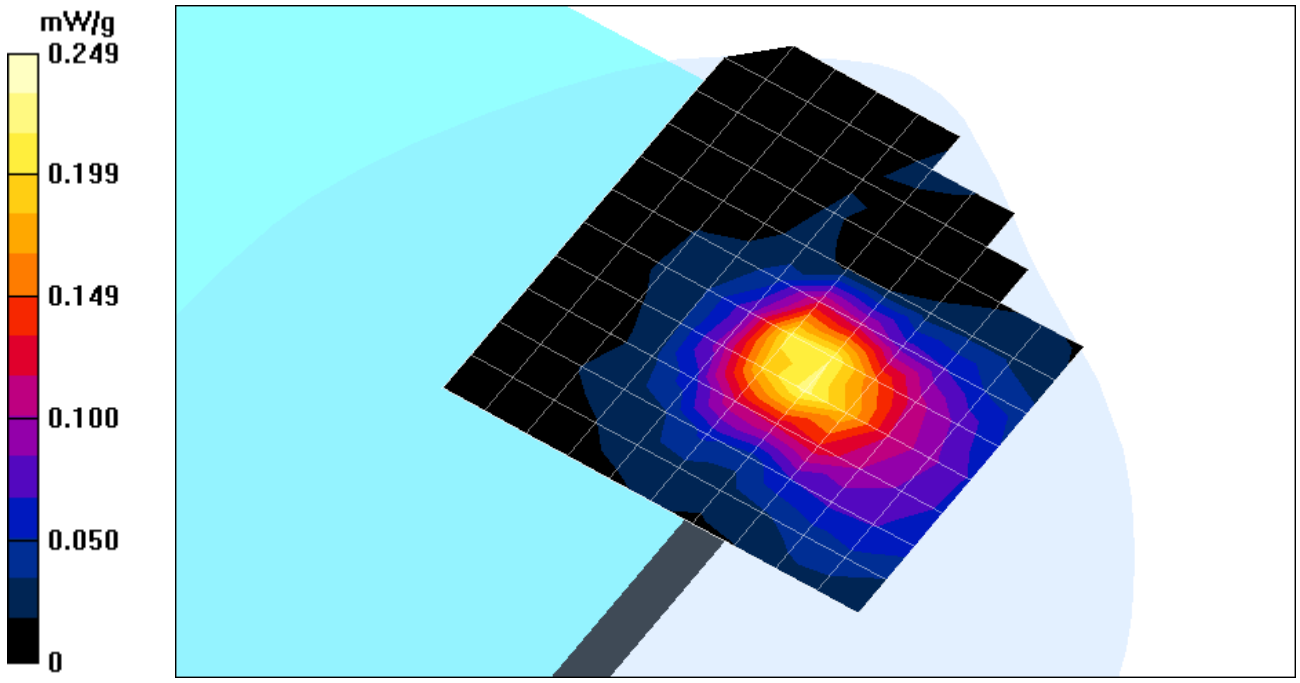

Date/Time: 10/22/03 20:15:32

Test Laboratory: Compliance Certification Services

C3_802.11a - Anenna A

DUT: Ambit Microsystems Corp; Type: J07H069.01; Serial: N/A

DASY4 Configuration:

- Probe: ES3DV2 - SN3021; ConvF(1.4, 1.4, 1.4); Calibrated: 7/29/2003
- Sensor-Surface: 0mm (Fix Surface)
- Electronics: DAE3 Sn427; Calibrated: 2/4/2003
- Phantom: SAM 2; Type: SAM 2; Serial: 1050
- Measurement SW: DASY4, V4.1 Build 47; Postprocessing SW: SEMCAD, V1.8 Build 62

Middle/Z Scan (1x1x51): Measurement grid: dx=20mm, dy=20mm, dz=2mm
Reference Value = 1.45 V/m
Power Drift = 0.12 dB
Maximum value of SAR = 0.103 mW/g

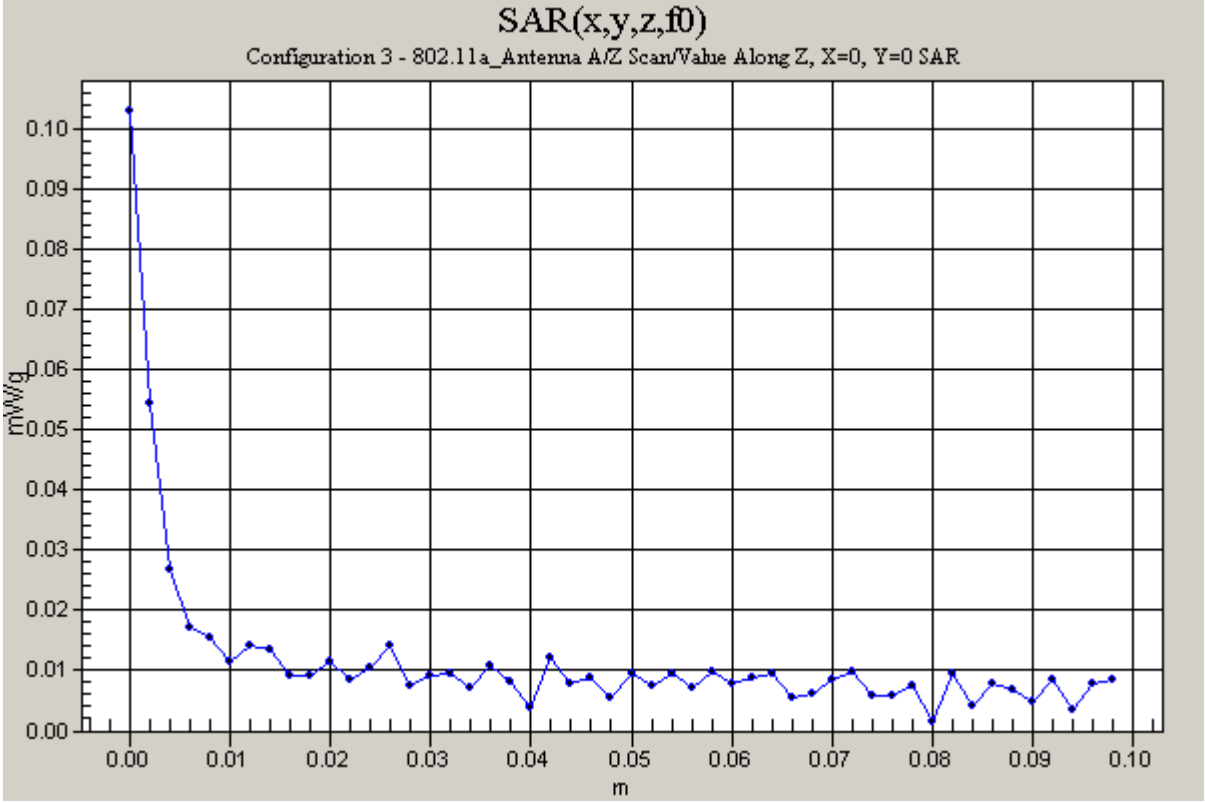

Date/Time: 10/23/03 15:37:18

Test Laboratory: Compliance Certification Services

C3_802.11a - Anenna A

DUT: Ambit Microsystems Corp; Type: J07H069.01; Serial: N/A
Program Name: Configuration 3 - 802.11a_Antenna A
Ambient Temperature: 25.0 deg C; Liquid Temperature: 23.5 deg C

Communication System: 802.11a; Frequency: 5785 MHz;Duty Cycle: 1:1
Medium: M5800MHz (σ = 6.2951 mho/m, ε_r = 47.2275, ρ = 1000 kg/m^3)
Phantom section: Flat Section
DASY4 Configuration:

- Probe: ES3DV2 - SN3021; ConvF(1.1, 1.1, 1.1); Calibrated: 7/29/2003
- Sensor-Surface: 3.1mm (Mechanical Surface Detection)
- Electronics: DAE3 Sn427; Calibrated: 2/4/2003
- Phantom: SAM 2; Type: SAM 2; Serial: 1050
- Measurement SW: DASY4, V4.1 Build 47; Postprocessing SW: SEMCAD, V1.8 Build 62

Middle/Area Scan (11x12x1): Measurement grid: dx=10mm, dy=10mm
Reference Value = 1.54 V/m
Power Drift = 0.18 dB
Maximum value of SAR = 0.088 mW/g

Middle/Zoom Scan (7x7x8)/Cube 0: Measurement grid: dx=4.3mm, dy=4.3mm, dz=3mm
Peak SAR (extrapolated) = 2.9 W/kg
SAR(1 g) = 0.098 mW/g; SAR(10 g) = 0.046 mW/g
Reference Value = 1.54 V/m
Power Drift = 0.18 dB
Maximum value of SAR = 0.100 mW/g

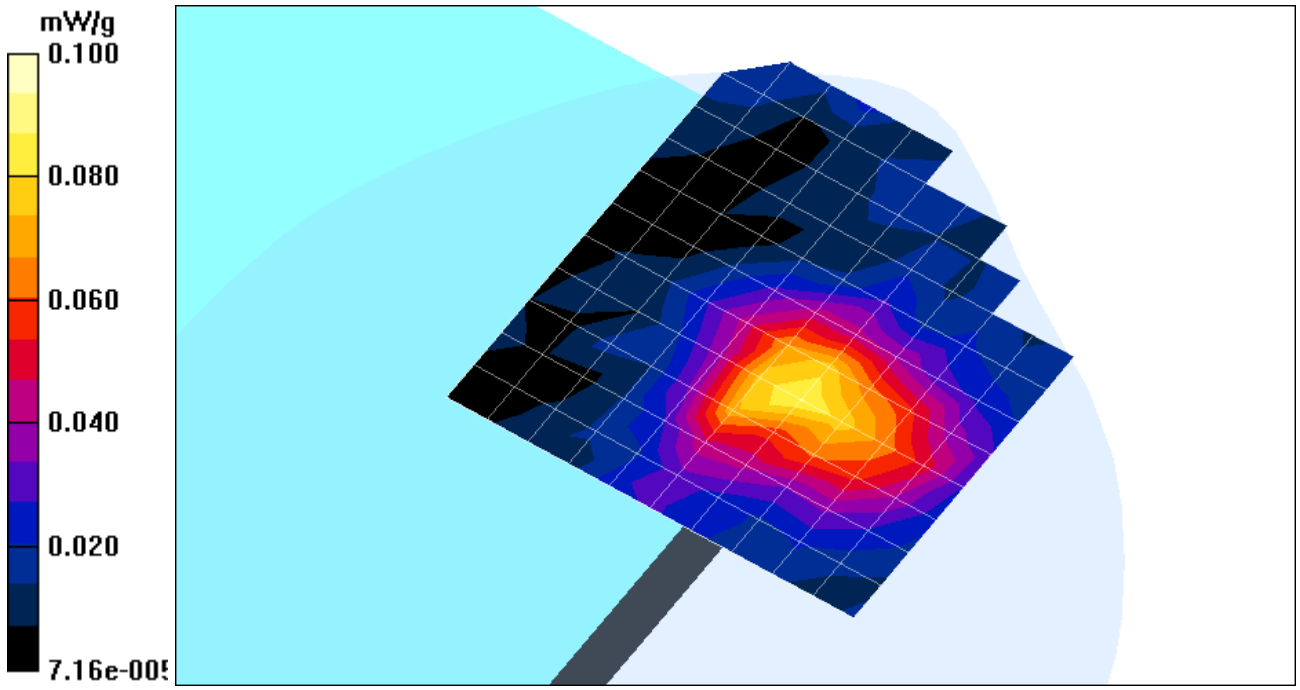

Date/Time: 10/23/03 15:44:18

Test Laboratory: Compliance Certification Services

C3_802.11a - Anenna A

DUT: Ambit Microsystems Corp; Type: J07H069.01; Serial: N/A

DASY4 Configuration:

- Probe: ES3DV2 - SN3021; ConvF(1.1, 1.1, 1.1); Calibrated: 7/29/2003
- Sensor-Surface: 0mm (Fix Surface)
- Electronics: DAE3 Sn427; Calibrated: 2/4/2003
- Phantom: SAM 2; Type: SAM 2; Serial: 1050
- Measurement SW: DASY4, V4.1 Build 47; Postprocessing SW: SEMCAD, V1.8 Build 62

Middle/Z Scan (1x1x51): Measurement grid: dx=20mm, dy=20mm, dz=2mm
Reference Value = 1.54 V/m
Power Drift = 0.18 dB
Maximum value of SAR = 0.039 mW/g

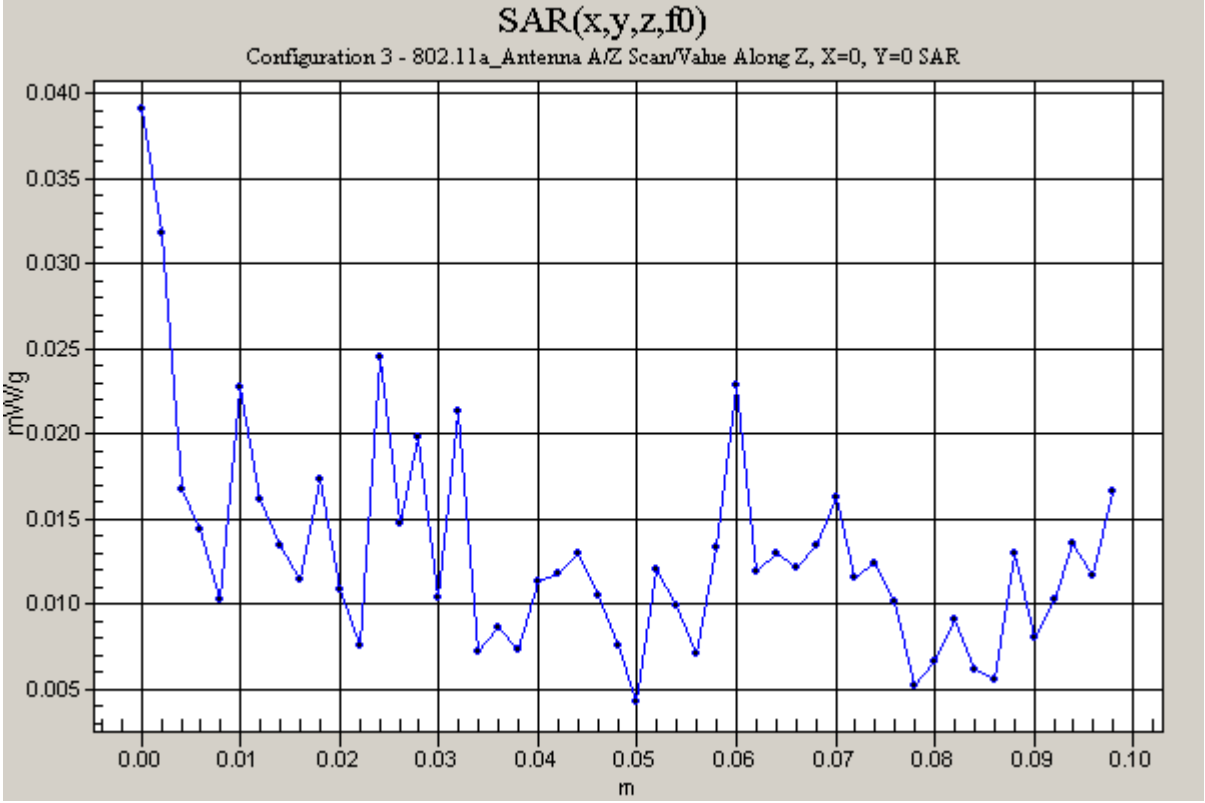

Date/Time: 10/22/03 22:29:02

Test Laboratory: Compliance Certification Services

C4_802.11a - Anenna B

DUT: Ambit Microsystems Corp; Type: J07H069.01; Serial: N/A
Program Name: Configuration 4 - 802.11a_Antenna B
Ambient Temperature: 25.0 deg C; Liquid Temperature: 23.5 deg C

Communication System: 802.11a; Frequency: 5260 MHz;Duty Cycle: 1:1
Medium: M5200MHz (σ = 5.4839 mho/m, ε_r = 48.9569, ρ = 1000 kg/m^3)
Phantom section: Flat Section
DASY4 Configuration:

- Probe: ES3DV2 - SN3021; ConvF(1.4, 1.4, 1.4); Calibrated: 7/29/2003
- Sensor-Surface: 3.1mm (Mechanical Surface Detection)
- Electronics: DAE3 Sn427; Calibrated: 2/4/2003
- Phantom: SAM 2; Type: SAM 2; Serial: 1050
- Measurement SW: DASY4, V4.1 Build 47; Postprocessing SW: SEMCAD, V1.8 Build 62

Middle/Area Scan (11x15x1): Measurement grid: dx=10mm, dy=10mm
Reference Value = 1.61 V/m
Power Drift = -0.12 dB
Maximum value of SAR = 0.029 mW/g

Middle/Zoom Scan (7x7x8)/Cube 0: Measurement grid: dx=4.3mm, dy=4.3mm, dz=3mm
Peak SAR (extrapolated) = 0.521 W/kg
SAR(1 g) = 0.031 mW/g; SAR(10 g) = 0.017 mW/g
Reference Value = 1.61 V/m
Power Drift = -0.12 dB
Maximum value of SAR = 0.031 mW/g

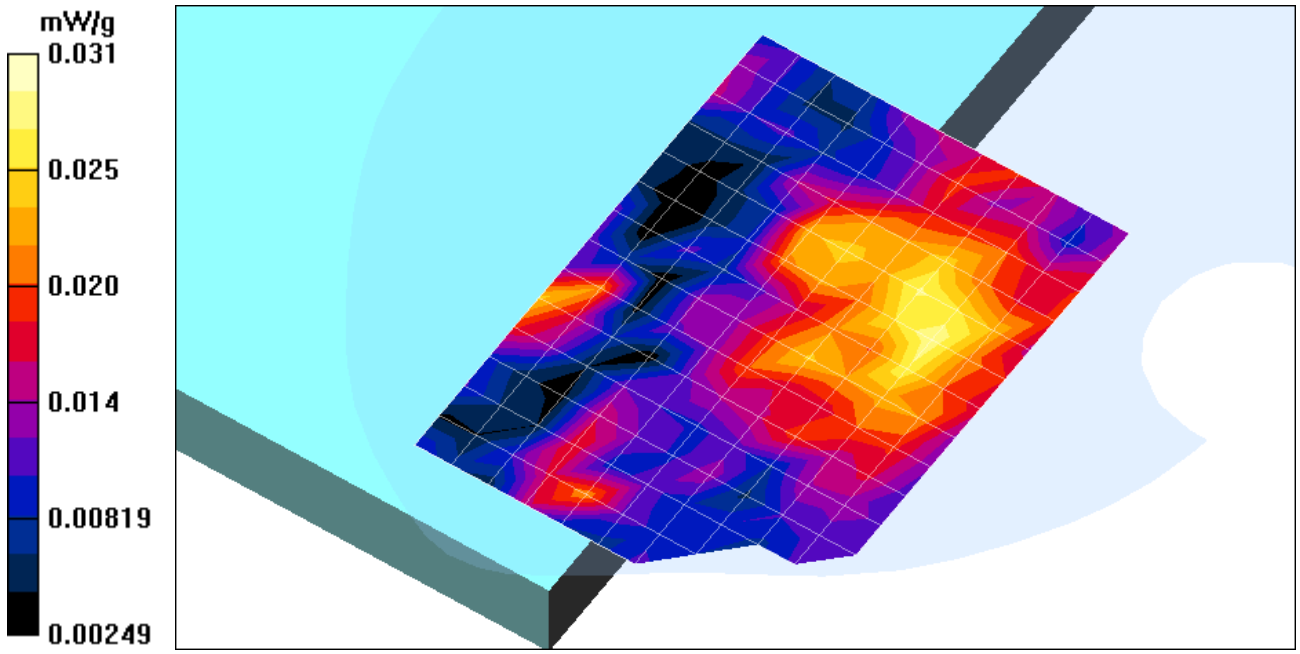

Date/Time: 10/23/03 16:21:48

Test Laboratory: Compliance Certification Services

C4_802.11a - Anenna B

DUT: Ambit Microsystems Corp; Type: J07H069.01; Serial: N/A
Program Name: Configuration 4 - 802.11a_Antenna B
Ambient Temperature: 25.0 deg C; Liquid Temperature: 23.5 deg C

Communication System: 802.11a; Frequency: 5785 MHz;Duty Cycle: 1:1
Medium: M5800MHz (σ = 6.2951 mho/m, ε_r = 47.2275, ρ = 1000 kg/m^3)
Phantom section: Flat Section
DASY4 Configuration:

- Probe: ES3DV2 - SN3021; ConvF(1.1, 1.1, 1.1); Calibrated: 7/29/2003
- Sensor-Surface: 3.1mm (Mechanical Surface Detection)
- Electronics: DAE3 Sn427; Calibrated: 2/4/2003
- Phantom: SAM 2; Type: SAM 2; Serial: 1050
- Measurement SW: DASY4, V4.1 Build 47; Postprocessing SW: SEMCAD, V1.8 Build 62

Middle/Area Scan (11x15x1): Measurement grid: dx=10mm, dy=10mm
Reference Value = 1.3 V/m
Power Drift = 0.13 dB
Maximum value of SAR = 0.093 mW/g
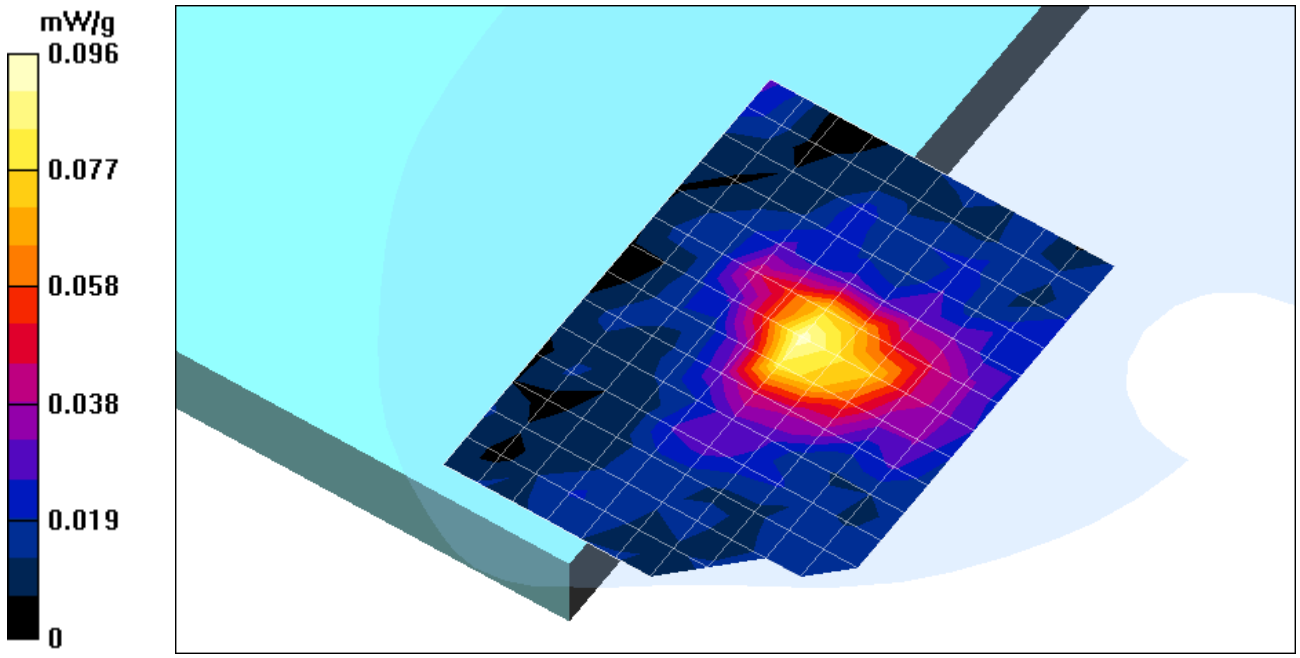
Middle/Zoom Scan (7x7x8)/Cube 0: Measurement grid: dx=4.3mm, dy=4.3mm, dz=3mm
Peak SAR (extrapolated) = 0.423 W/kg
SAR(1 g) = 0.076 mW/g; SAR(10 g) = 0.037 mW/g
Reference Value = 1.3 V/m
Power Drift = 0.13 dB
Maximum value of SAR = 0.096 mW/g