FCC+IC Test Report

Product Name	:	ConnectCore 6 Plus
Trade Name	:	DIGI
Model No.	:	CC-WMX-KK8D-TN
FCC ID.	:	MCQ-CCIMX6P
IC ID.	:	1846A-CCIMX6P

Applicant	:	DIGI INTERNATIONAL INC
Address	:	11001 Bren Road East Minnetonka, MN 55343 (USA)

Date of Receipt	:	Dec. 11, 2017
Issued Date	:	Feb. 12, 2018
Report No.	:	17C0115R-RFUSP04V00
Report Version	:	V1.0

Testing Laboratory
3024

The test results relate only to the samples tested.
The test report shall not be reproduced except in full without the written approval of DEKRA Testing and Certification Co., Ltd..

Test Report Certification

Issued Date : Feb. 12, 2018
Report No. : 17C0115R-RFUSP04V00

Product Name	:	ConnectCore 6 Plus
Applicant	:	DIGI INTERNATIONAL INC
Address	:	11001 Bren Road East Minnetonka, MN 55343 (USA)
Manufacturer	:	DIGI INTERNATIONAL INC
Model No.	:	CC-WMX-KK8D-TN
FCC ID.	:	MCQ-CCIMX6P
IC ID.	:	1846A-CCIMX6P
EUT Test Voltage	:	AC 100-240V, 50/60Hz
Testing Voltage	:	AC 120V/60Hz
Trade Name	:	DIGI
Applicable Standard	:	FCC CFR Title 47 Part 15 Subpart C Section 15.247: 2016 ANSI C63.10: 2013 KDB558074 D01V04 / KDB 662911 D01 V02r01 RSS-247 Issue 2 (Feb. 2017)
Laboratory Name	:	Hsin Chu Laboratory
Address	:	No.372-2, Sec. 4, Zhongxing Rd., Zhudong Township, Hsinchu County 310, Taiwan, R.O.C. TEL: +886-3-582-8001 / FAX: +886-3-582-8958
Test Result	:	Complied

Documented By : Lyla Yang

(Lyla Yang / Engineering Adm. Specialist)

Tested By : Clemens Fang

(Clemens Fang / Engineer)

Approved By : Roy Wang

(Roy Wang / Director)

Revision History

Report No.	Version	Description	Issued Date
17C0115R-RFUSP04V00	V1.0	Initial issue of report	Feb. 12, 2018

TABLE OF CONTENTS

Description		Page
1.	General Information	6
1.1.	EUT Description	6
1.2.	Test Mode	9
1.3.	Tested System Details	10
1.4.	Configuration of tested System	10
1.5.	EUT Exercise Software	10
1.6.	Test Facility	11
1.7.	Duty Cycle	12
2.	Conducted Emission	15
2.1.	Test Equipment	15
2.2.	Test Setup	15
2.3.	Limits	15
2.4.	Test Procedure	16
2.5.	Test Specification	16
2.6.	Uncertainty	16
2.7.	Test Result	17
3.	Peak Power Output	19
3.1.	Test Equipment	19
3.2.	Test Setup	19
3.3.	Test procedures	19
3.4.	Limits	19
3.5.	Test Specification	19
3.6.	Uncertainty	19
3.7.	Test Result	20
4.	Radiated Emission	24
4.1.	Test Equipment	24
4.2.	Test Setup	24
4.3.	Limits	25
4.4.	Test Procedure	25
4.5.	Test Specification	25
4.6.	Uncertainty	25
4.7.	Test Result	26
5.	RF antenna conducted test	66
5.1.	Test Equipment	66
5.2.	Test Setup	66
5.3.	Limits	66
5.4.	Test Procedure	67
5.5.	Test Specification	67
5.6.	Uncertainty	67
5.7.	Test Result	68
6.	Radiated Emission Band Edge	82
6.1.	Test Equipment	82
6.2.	Test Setup	82
6.3.	Limits	82
6.4.	Test Procedure	83
6.5.	Test Specification	83
6.6.	Uncertainty	83
6.7.	Test Result	84
7.	DTS Bandwidth	132
7.1.	Test Equipment	132

7.2. Test Setup 132
7.3. Test Procedures 132
7.4. Limits 132
7.5. Test Specification 132
7.6. Uncertainty 132
7.7. Test Result 133
8. Occupied Bandwidth 141
8.1. Test Equipment 141
8.2. Test Setup 141
8.3. Test Procedures 141
8.4. Limits 141
8.5. Test Specification 141
8.6. Uncertainty 141
8.7. Test Result 142
9. Power Density 150
9.1. Test Equipment 150
9.2. Test Setup 150
9.3. Limits 150
9.4. Test Procedures 150
9.5. Test Specification 150
9.6. Uncertainty 150
9.7. Test Result 151

1. General Information

1.1. EUT Description

Product Name	ConnectCore 6 Plus	
Trade Name	DIGI	
Model No.	CC-WMX-KK8D-TN	
Frequency Range/ Channel Number	IEEE 802.11b/g/ IEEE 802.11n (20MHz)	2412~2462MHz / 11 Channels
	IEEE 802.11n (40MHz)	2422~2452MHz / 7Channels
Type of Modulation	IEEE 802.11b	Direct Sequence Spread Spectrum
	IEEE 802.11g/n	Orthogonal Frequency Division Multiplexing
Data Speed	IEEE 802.11b	1, 2, 5.5, 11Mbps
	IEEE 802.11g	6, 9, 18, 24, 36, 48, 54Mbps
	IEEE 802.11n	Support a subset of the combination of GI, MCS 0~MCS 7 and bandwidth defined in 802.11n

Antenna Information	
MFR. / Model No.	Linx Technologies Inc. / ANT-DB1-RAF-RPS
Antenna Type	Dipole Antenna
Antenna Gain	2.5 dBi

Accessories Information	
Power Adatper	GlobTek®, Inc., GT-46180-1605 I/P : 100-240V~, 50-60Hz, 0.6A O/P : 5V⎓3.2A, 16W Cable Out: Non-Shielded, 1.2m

IEEE 802.11n

MCS Index	Modulation	R	N_{BPSCS}	N_{CBPS}		N_{DBPS}		Data Rate(Mb/s)			
								800ns GI		400ns GI	
				20MHz	40MHz	20MHz	40MHz	20MHz	40MHz	20MHz	40MHz
0	BPSK	1/2	1	52	108	26	54	6.5	13.5	7.2	15.0
1	QPSK	1/2	2	104	216	52	108	13.0	27.0	14.4	30.0
2	QPSK	3/4	2	104	216	78	162	19.5	40.5	21.7	45.0
3	16-QAM	1/2	4	208	432	104	216	26.0	54.0	28.9	60.0
4	16-QAM	3/4	4	208	432	156	324	39.0	81.0	43.3	90.0
5	64-QAM	2/3	6	312	648	208	432	52.0	108.0	57.8	120.0
6	64-QAM	3/4	6	312	648	234	486	58.5	121.5	65.0	135.0
7	64-QAM	5/6	6	312	648	260	540	65.0	135.0	72.2	150.0
Note 1: Support of 400ns GI is optional on transmit and receive.											

Table 1 – MCS parameters for TX Antenna number = 1

Symbol	Explanation
R	Code rate
N_{BPSC}	Number of coded bits per single carrier
N_{CBPS}	Number of coded bits per symbol
N_{DBPS}	Number of data bits per symbol
GI	guard interval

IEEE 802.11b/g & IEEE 802.11n (20MHz)

Working Frequency of Each Channel							
Channel	Frequency	Channel	Frequency	Channel	Frequency	Channel	Frequency
001	2412 MHz	002	2417 MHz	003	2422 MHz	004	2427 MHz
005	2432 MHz	006	2437 MHz	007	2442 MHz	008	2447 MHz
009	2452 MHz	010	2457 MHz	011	2462 MHz		

IEEE 802.11n (40MHz)

Working Frequency of Each Channel							
Channel	Frequency	Channel	Frequency	Channel	Frequency	Channel	Frequency
003	2422 MHz	004	2427 MHz	005	2432 MHz	006	2437 MHz
007	2442 MHz	008	2447 MHz	009	2452 MHz		

Note:

1. The device is an Wireless Embedded ARM Module with WLAN 802.11a/b/g/n/ac 2.4GHz/5GHz and Bluetooth 4.2 supporting EDR (BT2.0) + LE (BT4.0), including transmitter and receiver.
2. These test results on a sample of the device are for the purpose of demonstrating Compliance with Part 15 Subpart C Paragraph 15.247.
3. Regards to the frequency band operation; the lowest、middle and highest frequency of channel were selected to perform the test, and then shown on this report.

1.2. Test Mode

DEKRA has verified the construction and function in typical operation. The preliminary tests were performed in different data rate, and to find the worst condition, which was shown in this test report. The following table is the final test mode.

TX	Mode 1: Transmit Mode

Test Items	Modulation	Channel	Antenna	Result
Conducted Emission	11n(40MHz)	6	0	Complies
Peak Power Output	11b	1/ 6/ 11	0	Complies
	11g/11n(20MHz)	1/ 6/ 11	0	Complies
	11n(40MHz)	3/ 6/ 9	0	Complies
Radiated Emission	11b	1/ 6/ 11	0	Complies
	11g/11n(20MHz)	1/ 6/ 11	0	Complies
	11n(40MHz)	3/ 6/ 9	0	Complies
RF antenna conducted test	11b	1/ 6/ 11	0	Complies
	11g/11n(20MHz)	1/ 6/ 11	0	Complies
	11n(40MHz)	3/ 6/ 9	0	Complies
Radiated Emission Band Edge	11b	1/ 6/ 11	0	Complies
	11g/11n(20MHz)	1/ 6/ 11	0	Complies
	11n(40MHz)	3/ 6/ 9	0	Complies
DTS Bandwidth	11b	1/ 6/ 11	0	Complies
	11g/11n(20MHz)	1/ 6/ 11	0	Complies
	11n(40MHz)	3 /6 /9	0	Complies
Occupied Bandwidth	11b	1/ 6/ 11	0	Complies
	11g/11n(20MHz)	1/ 6/ 11	0	Complies
	11n(40MHz)	3/ 6/ 9	0	Complies
Power Density	11b	1/ 6/ 11	0	Complies
	11g/11n(20MHz)	1/ 6/ 11	0	Complies
	11n(40MHz)	3/ 6/ 9	0	Complies

1.3. Tested System Details

The types for all equipment, plus descriptions of all cables used in the tested system (including inserted cards) are:

Product		Manufacturer	Model No.	Serial No.	FCC ID	Power Cord
1	Notebook PC	DELL	Latitude 600	N/A	DoC	Non-Shielded, 1.7m, one ferrite core bonded

1.4. Configuration of tested System

Connection Diagram

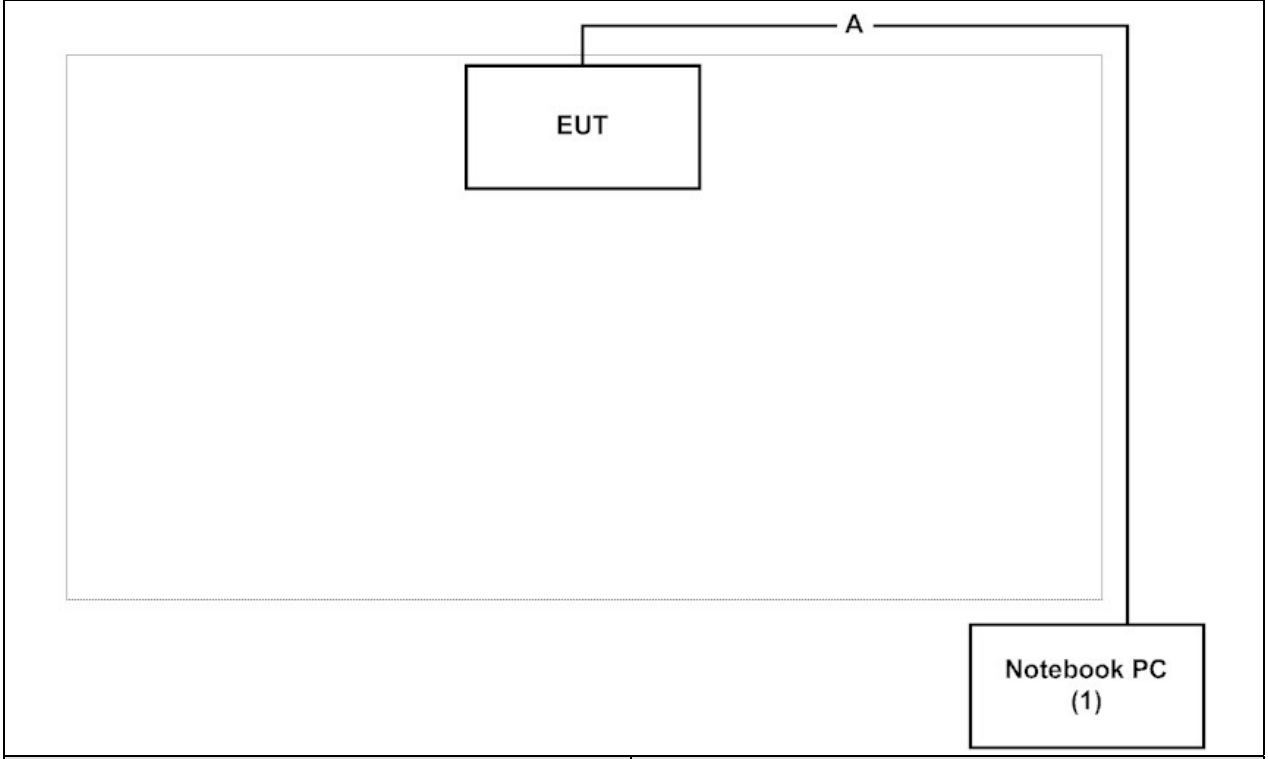

Signal Cable Type		Signal cable Description
A	LAN Cable	Non-Shielded, 4m

1.5. EUT Exercise Software

1	Setup the EUT as shown in Section 1.4.
2	Execute the “QRCT” on the laptop.
3	Configure the test mode, the test channel, and the data rate.
4	Press “Start TX” to start the continuous transmitting.
5	Verify that the EUT works properly.

1.6. Test Facility

Ambient conditions in the laboratory:

Items	Test Item	Required (IEC 68-1)	Actual	Test Site
Temperature (°C)	FCC PART 15 C 15.207 & RSS-247 Conducted Emission	15 - 35	20	3
Humidity (%RH)		25 - 75	50	
Barometric pressure (mbar)		860 - 1060	950-1000	
Temperature (°C)	FCC PART 15 C 15.247 & RSS-247 Peak Power Output	15 - 35	25	3
Humidity (%RH)		25 - 75	45	
Barometric pressure (mbar)		860 - 1060	950-1000	
Temperature (°C)	FCC PART 15 C 15.247 & RSS-247 Radiated Emission	15 - 35	25	2
Humidity (%RH)		25 - 75	65	
Barometric pressure (mbar)		860 - 1060	950-1000	
Temperature (°C)	FCC PART 15 C 15.247 & RSS-247 RF antenna conducted test	15 - 35	25	3
Humidity (%RH)		25 - 75	45	
Barometric pressure (mbar)		860 - 1060	950-1000	
Temperature (°C)	FCC PART 15 C 15.247 & RSS-247 Band Edge	15 - 35	25	2
Humidity (%RH)		25 - 75	48	
Barometric pressure (mbar)		860 - 1060	950-1000	
Temperature (°C)	FCC PART 15 C 15.247 & RSS-247 DTS Bandwidth	15 - 35	25	3
Humidity (%RH)		25 - 75	45	
Barometric pressure (mbar)		860 - 1060	950-1000	
Temperature (°C)	FCC PART 15 C 15.247 & RSS-247 Occupied Bandwidth	15 - 35	25	3
Humidity (%RH)		25 - 75	45	
Barometric pressure (mbar)		860 - 1060	950-1000	
Temperature (°C)	FCC PART 15 C 15.247 & RSS-247 Power Density	15 - 35	25	3
Humidity (%RH)		25 - 75	45	
Barometric pressure (mbar)		860 - 1060	950-1000	

Note: Test site information refers to Laboratory Information.

USA : FCC, Registration Number: TW3024

The related certificate for our laboratories about the test site and management system can be downloaded from DEKRA Testing and Certification Co., Ltd. Web Site :
http://www.dekra.com.tw/english/about/certificates.aspx?bval=5
The address and introduction of DEKRA Testing and Certification Co., Ltd. laboratories can be founded in our Web site : http://www.dekra.com.tw/index_en.aspx

If you have any comments, Please don't hesitate to contact us. Our test sites as below:

1 No. 75-2, 3rd Lin, WangYe Keng, Yonghxing Tsuen, Qionglin Shiang, Hsinchu County 307, Taiwan (R.O.C.)
TEL:+886-3-592-8858 / FAX:+886-3-592-8859 E-Mail : info.tw@dekra.com
2 No.372, Sec. 4, Zhongxing Rd., Zhudong Township, Hsinchu County 31061, Taiwan, R.O.C.
TEL: +886-3-582-8001 / FAX: +886-3-582-8958 E-Mail : info.tw@dekra.com
3 No.372-2, Sec. 4, Zhongxing Rd., Zhudong Township, Hsinchu County 31061, Taiwan, R.O.C.
TEL: +886-3-582-8001 / FAX: +886-3-582-8958 E-Mail : info.tw@dekra.com

1.7. Duty Cycle

Modulation	Duty cycle	Radiated offset
802.11b	≒99 %	--
802.11g	≒97%	0.275
802.11n20	≒96%	0.328
802.11n40	≒93%	0.663

Note:

Offset = 20 log(1/duty cycle)

Accotding to KDB 789033

If power averaging (rms) mode was used in step (iv) above, the correction factor is 10 log (1/x), where x is the duty cycle. For example, if the transmit duty cycle was 50%, then 3 dB must be added to the measured emission levels.

If linear voltage averaging mode was used in step (iv) above, the correction factor is 20 log (1/x), where x is the duty cycle. For example, if the transmit duty cycle was 50%, then 6 dB must be added to the measured emission levels.

802.11b

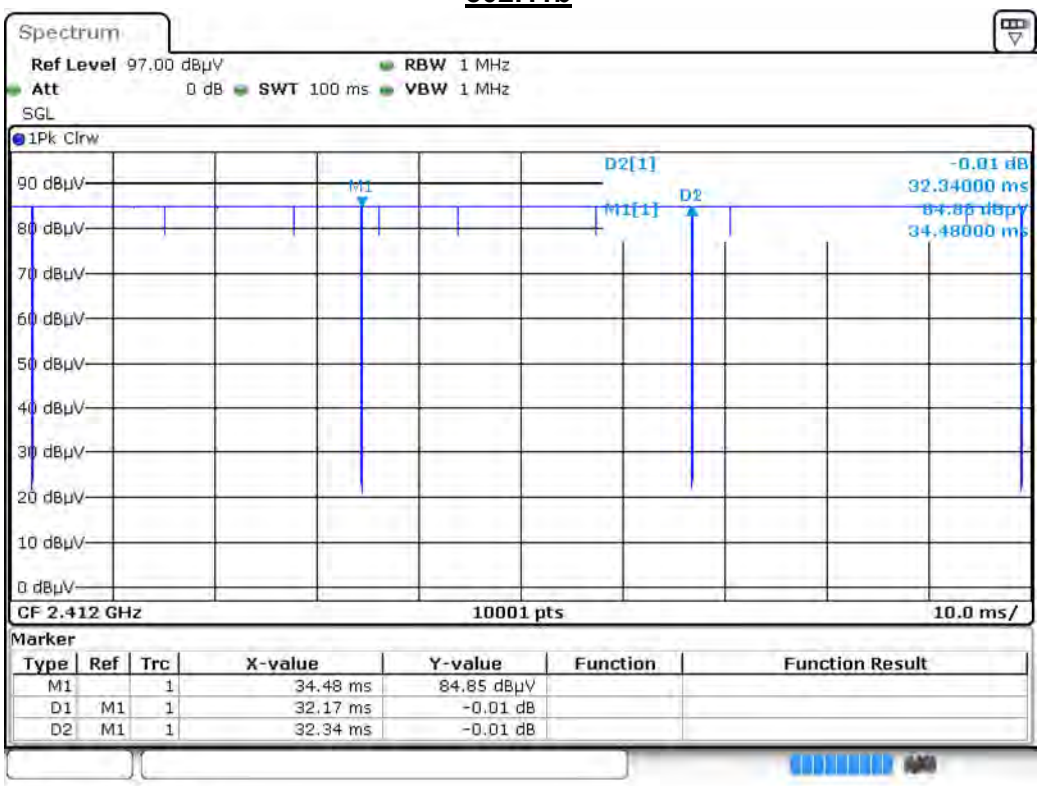

Marker

Type	Ref	Trc	X-value	Y-value	Function	Function Result
M1		1	34.48 ms	84.85 dBµV		
D1	M1	1	32.17 ms	-0.01 dB		
D2	M1	1	32.34 ms	-0.01 dB		

Date: 10.DEC.2017 01:04:42

802.11g

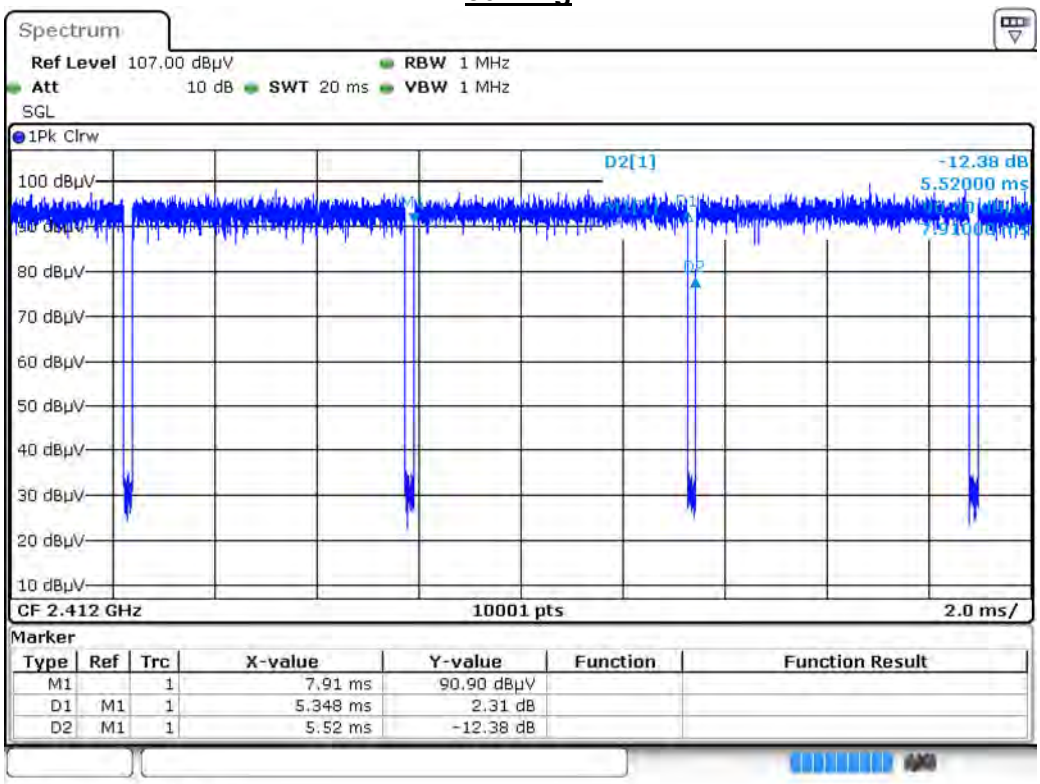

Marker

Type	Ref	Trc	X-value	Y-value	Function	Function Result
M1		1	7.91 ms	90.90 dBµV		
D1	M1	1	5.348 ms	2.31 dB		
D2	M1	1	5.52 ms	-12.38 dB		

Date: 10.DEC.2017 02:22:44

802.11n(20M)

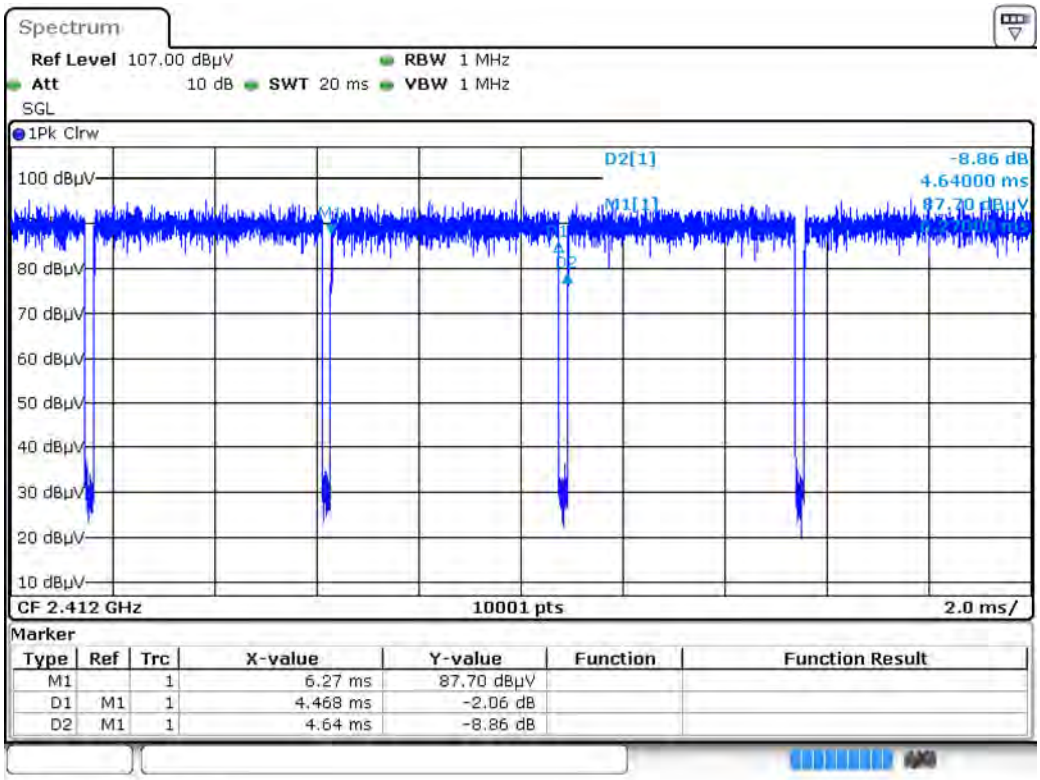

Date: 10.DEC.2017 03:27:12

802.11n(40M)

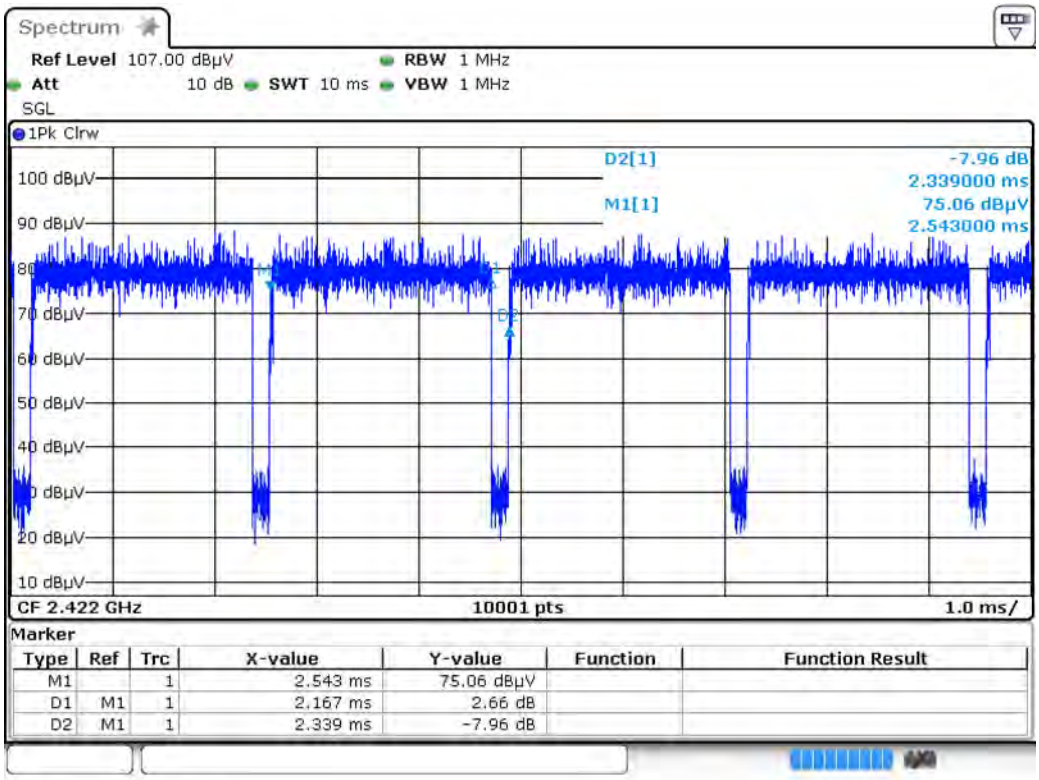

Date: 10.DEC.2017 04:03:12

2. Conducted Emission

2.1. Test Equipment

The following test equipment are used during the test:

Conducted Emission /SR2-H

Instrument	Manufacturer	Model No.	Serial No.	Cal. Date	Next Cal. Date
Artificial Mains Network	R&S	ENV4200	848411/010	2017/02/06	2018/02/05
Test Receiver	R&S	ESCS 30	836858/022	2017/04/12	2018/04/11
LISN	R&S	ENV216	100092	2017/07/31	2018/07/30

2.2. Test Setup

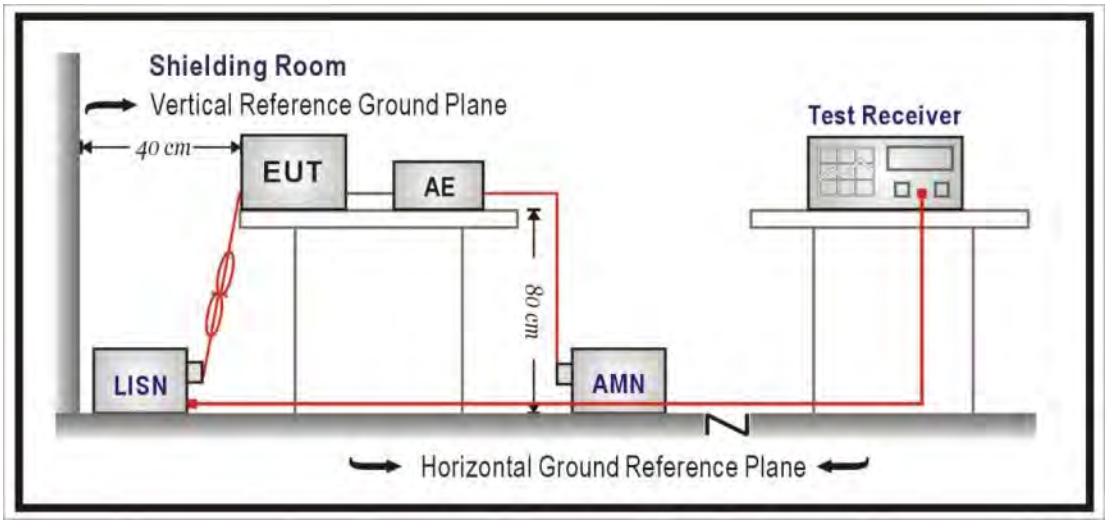

2.3. Limits

FCC Part 15 Subpart C Paragraph 15.207 Limits (dBuV)		
Frequency MHz	QP	AV
0.15 - 0.50	66 - 56	56 - 46
0.50 - 5.0	56	46
5.0 - 30	60	50

Remarks: In the above table, the tighter limit applies at the band edges.

2.4. Test Procedure

The EUT was setup according to ANSI C63.10: 2013 and tested according to DTS test procedure of KDB558074 D01V04 for compliance to FCC 47CFR 15.247 requirements.
The EUT and its simulators are placed on a turn table which is 0.8 or 1.5 meter above ground. The turn table can rotate 360 degrees to determine the position of the maximum emission level.
The antenna can move up and down between 1 meter and 4 meters to find out the maximum emission level.
Both horizontal and vertical polarization of the antenna are set on measurement. In order to find the maximum emission, all of the interface cables must be manipulated according to ANSI C63.10: 2013 on radiated measurement.
On any frequency or frequencies form 9KHz(inculde The the lowest oscillator frequency generated within the device up to the 10th harmonic) to 1000 MHz, the limits shown are based on measuring equipment employing a quasi-peak detector function and on any frequency or frequencies above 1000 MHz the radiated limits shown are based upon the use of measurement instrumentation employing an average detector function. When average radiated emission measurement are included emission measurement below 1000 MHz, there also is a limit on the radio frequency emissions, as measured using instrumentation with a peak detector function, corresponding to 20 dB above the maximum permitted average limit.
The bandwidth below 1GHz setting on the field strength meter is 120 kHz and above 1GHz is 1MHz

2.5. Test Specification

According to FCC Part 15 Subpart C Paragraph 15.247 and RSS-247.

2.6. Uncertainty

The measurement uncertainty is defined as ± 2.26 dB.

2.7. Test Result

Site : SR2-H	**Time : 2018/01/16**
Limit : CISPR_B_00M_QP	**Margin : 10**
Probe : SR2_LISN(16A)-6_0712 - Line1	**Power : AC 120V/60Hz**
EUT : ConnectCore 6 Plus	**Note : 802.11n40_2437MHz**

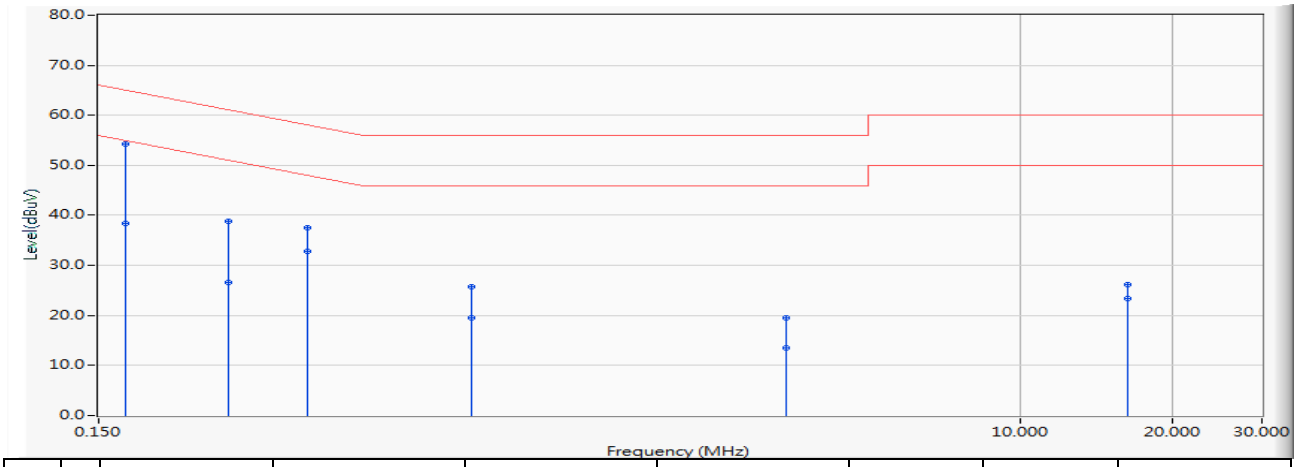

		Frequency (MHz)	Correct Factor (dB)	Reading Level (dBuV)	Measure Level (dBuV)	Margin (dB)	Limit (dBuV)	Detector Type
1	*	0.170	9.753	44.610	54.363	-10.620	64.983	QUASIPEAK
2		0.170	9.753	28.540	38.293	-16.690	54.983	AVERAGE
3		0.271	9.743	29.040	38.783	-22.301	61.084	QUASIPEAK
4		0.271	9.743	16.880	26.623	-24.461	51.084	AVERAGE
5		0.388	9.731	27.780	37.511	-20.589	58.100	QUASIPEAK
6		0.388	9.731	23.090	32.821	-15.279	48.100	AVERAGE
7		0.818	9.786	16.000	25.786	-30.214	56.000	QUASIPEAK
8		0.818	9.786	9.720	19.506	-26.494	46.000	AVERAGE
9		3.435	9.903	9.690	19.593	-36.407	56.000	QUASIPEAK
10		3.435	9.903	3.620	13.523	-32.477	46.000	AVERAGE
11		16.228	10.250	16.000	26.249	-33.751	60.000	QUASIPEAK
12		16.228	10.250	13.210	23.459	-26.541	50.000	AVERAGE

Note:

1. All Reading Levels are Quasi-Peak and average value.
2. " * ", means this data is the worst emission level.
3. Measurement Level = Reading Level + Correct Factor.

Site : SR2-H	**Time : 2018/01/16**
Limit : CISPR_B_00M_QP	**Margin : 10**
Probe : SR2_LISN(16A)-6_0712 - Line2	**Power : AC 120V/60Hz**
EUT : ConnectCore 6 Plus	**Note : 802.11n40_2437MHz**

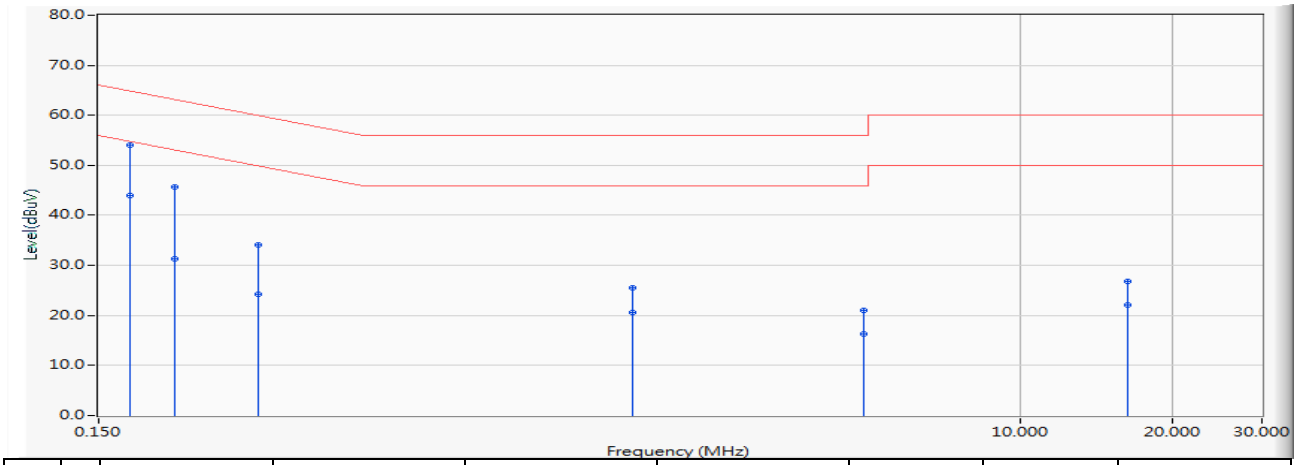

		Frequency (MHz)	Correct Factor (dB)	Reading Level (dBuV)	Measure Level (dBuV)	Margin (dB)	Limit (dBuV)	Detector Type
1	*	0.173	9.753	44.330	54.083	-10.711	64.794	QUASIPEAK
2		0.173	9.753	34.290	44.043	-10.751	54.794	AVERAGE
3		0.212	9.750	35.830	45.580	-17.527	63.107	QUASIPEAK
4		0.212	9.750	21.630	31.380	-21.727	53.107	AVERAGE
5		0.310	9.750	24.350	34.100	-25.866	59.966	QUASIPEAK
6		0.310	9.750	14.560	24.310	-25.656	49.966	AVERAGE
7		1.705	9.841	15.630	25.471	-30.529	56.000	QUASIPEAK
8		1.705	9.841	10.650	20.491	-25.509	46.000	AVERAGE
9		4.896	9.856	11.180	21.036	-34.964	56.000	QUASIPEAK
10		4.896	9.856	6.490	16.346	-29.654	46.000	AVERAGE
11		16.228	10.357	16.480	26.837	-33.163	60.000	QUASIPEAK
12		16.228	10.357	11.680	22.037	-27.963	50.000	AVERAGE

Note:

1. All Reading Levels are Quasi-Peak and average value.
2. " * ", means this data is the worst emission level.
3. Measurement Level = Reading Level + Correct Factor.

3. Peak Power Output

3.1. Test Equipment

The following test equipment are used during the test:

Peak Power Output / SR10-H

Instrument	Manufacturer	Model No.	Serial No.	Cal. Date	Next Cal. Date
High Speed Peak Power Meter Dual Input	Anritsu	ML2496A	1602004	2018/01/02	2019/01/01
Pulse Power Sensor	Anritsu	MA2411B	1531043	2018/01/02	2019/01/01
Pulse Power Sensor	Anritsu	MA2411B	1531044	2018/01/02	2019/01/01

3.2. Test Setup

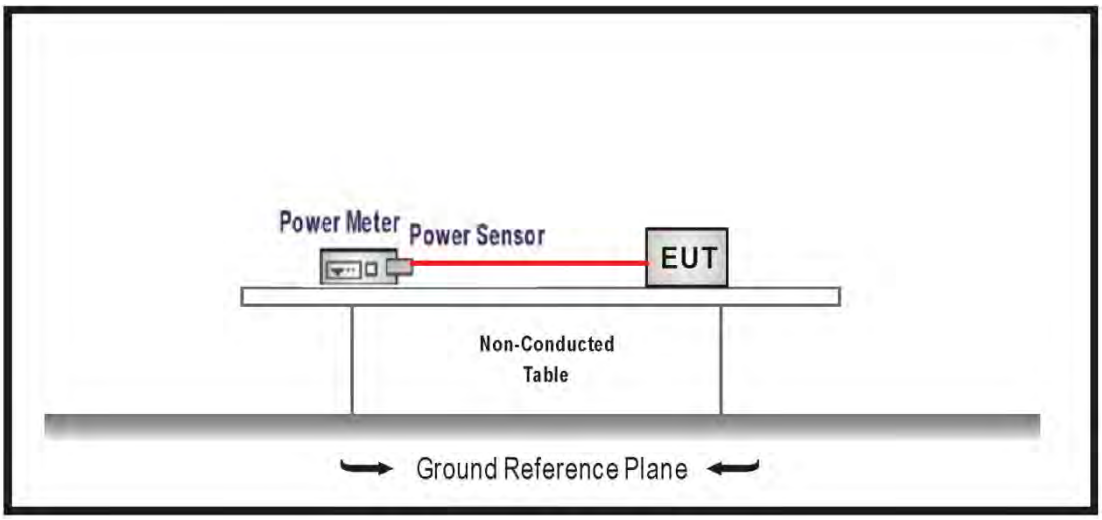

3.3. Test procedures

The EUT was tested according to DTS test procedure section 9.1.2 of KDB558074 D01V04 Measurement to FCC 47CFR 15.247 requirements.

3.4. Limits

The maximum peak power shall be less 1 Watt.

3.5. Test Specification

According to FCC Part 15 Subpart C Paragraph 15.247 and RSS-247.

3.6. Uncertainty

The measurement uncertainty is defined as ± 1.27 dB.

3.7. Test Result

Product	ConnectCore 6 Plus		
Test Item	Peak Power Output		
Test Mode	Mode 1: Transmit Mode		
Date of Test	2018/01/06	Test Site	SR10-H

IEEE 802.11b (ANT 0)				
Channel No.	Frequency (MHz)	Index	Measure Level (dBm)	Limit (dBm)
1	2412	18	18.24	≦30
6	2437	18	18.14	≦30
11	2462	18	18.21	≦30

The worst emission of data rate is 1 Mbps

Peak Power Output (dBm)						
Channel No	Frequency (MHz)	Data Rate (Mbps)				Required Limit
		1	2	5.5	11	
1	2412	18.24	--	--	--	≦30
6	2437	18.14	18.11	18.08	18.05	≦30
11	2462	18.21	--	--	--	≦30

*Power setting index only for the this device.

Product	ConnectCore 6 Plus		
Test Item	Peak Power Output		
Test Mode	Mode 1: Transmit Mode		
Date of Test	2018/01/06	Test Site	SR10-H

IEEE 802.11g (ANT 0)				
Channel No.	Frequency (MHz)	Index	Measure Level (dBm)	Limit (dBm)
1	2412	17.5	17.84	≦30
6	2437	17.5	17.63	≦30
11	2462	17.5	17.27	≦30

The worst emission of data rate is 6Mbps

Peak Power Output (dBm)									
Channel No	Frequency (MHz)	Data Rate (Mbps)							Required Limit
		6	12	18	24	36	48	54	
1	2412	17.84	--	--	--	--	--	--	≦30
6	2437	17.63	17.57	17.5	17.43	17.36	17.3	17.23	≦30
11	2462	17.27	--	--	--	--	--	--	≦30

*Power setting index only for the this device.

Product	ConnectCore 6 Plus		
Test Item	Peak Power Output		
Test Mode	Mode 1: Transmit Mode		
Date of Test	2018/01/06	Test Site	SR10-H

IEEE 802.11n(20MHz) (ANT 0)				
Channel No.	Frequency (MHz)	Index	Measure Level (dBm)	Limit (dBm)
1	2412	17	17.16	≦30
6	2437	17	17.25	≦30
11	2462	17	16.74	≦30

The worst emission of data rate is MCS 0

Peak Power Output (dBm)										
Channel No	Frequency (MHz)	MCS index								Required Limit (dBm)
		0	1	2	3	4	5	6	7	
1	2412	17.16	--	--	--	--	--	--	--	≦30
6	2437	17.25	17.2	17.14	17.07	17.02	16.96	16.89	16.83	≦30
11	2462	16.74	--	--	--	--	--	--	--	≦30

*Power setting index only for the this device.

Product	ConnectCore 6 Plus		
Test Item	Peak Power Output		
Test Mode	Mode 1: Transmit Mode		
Date of Test	2018/01/06	Test Site	SR10-H

IEEE 802.11n(40MHz) (ANT 0)				
Channel No.	Frequency (MHz)	Index	Measure Level (dBm)	Limit (dBm)
3	2422	16	16.53	≦30
6	2437	16.5	16.74	≦30
9	2452	15	15.16	≦30

The worst emission of data rate is MCS 0

Peak Power Output (dBm)										
Channel No	Frequency (MHz)	MCS index								Required Limit (dBm)
		0	1	2	3	4	5	6	7	
3	2422	16.53	--	--	--	--	--	--	--	≦30
6	2437	16.74	16.68	16.62	16.57	16.52	16.46	16.41	16.35	≦30
9	2452	15.16	--	--	--	--	--	--	--	≦30

*Power setting index only for the this device.

4. Radiated Emission

4.1. Test Equipment

The following test equipment are used during the test:

Radiated Emission / CB2-H

Instrument	Manufacturer	Model No.	Serial No.	Cal. Date	Next Cal. Date
Signal Analyzer	R&S	FSVA40	101455	2017/11/21	2018/11/20
Signal & Spectrum Analyzer	R&S	FSV40	101049	2018/01/10	2019/01/09
EXA Signal Analyzer	Keysight	N9010A	MY51440132	2017/03/13	2018/03/12
Bilog Antenna	Teseq	CBL6112D	23191	2017/06/28	2018/06/27
Horn Antenna	Schwarzbeck	BBHA 9120D	639	2017/06/14	2018/06/13
Horn Antenna	Schwarzbeck	BBHA 9170	202	2017/02/15	2018/02/14
Pre-Amplifier	RF Bay Inc.	LNA-1330	12162511	2017/03/09	2018/03/08
Pre-Amplifier	EMCI	EMCI 1830I	980366	2018/01/08	2019/01/07
Pre-Amplifier	MITEQ	JS44-18004000-45-8P	2014754	2017/12/13	2018/12/12
Magnetic Loop Antenna	Teseq	HLA 6121	44287	2017/10/13	2018/10/12

4.2. Test Setup

Under 1GHz Test Setup:

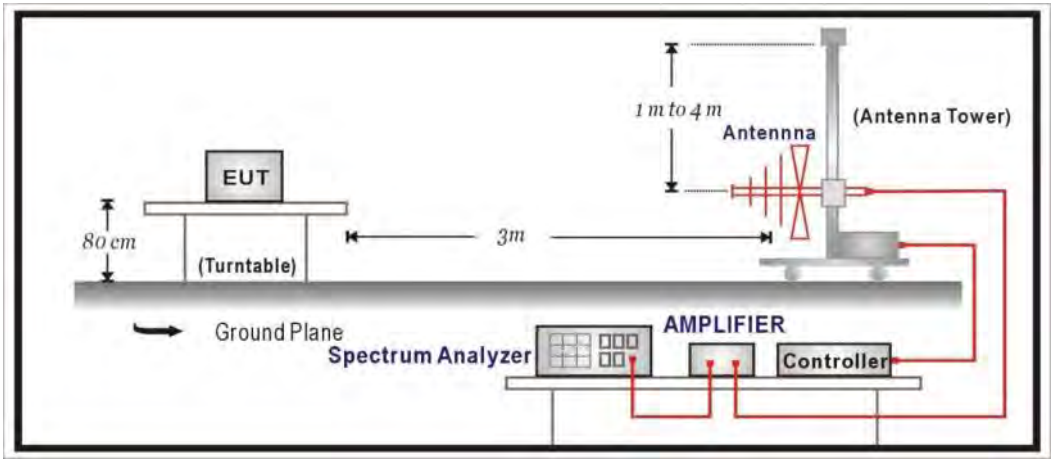

Above 1GHz Test Setup:

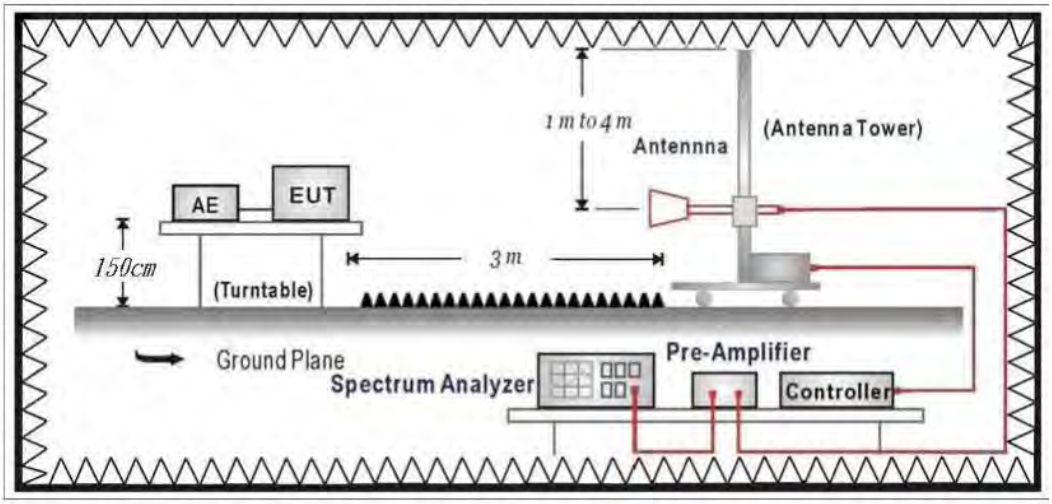

4.3. Limits

Emissions radiated outside of the specified frequency bands, except for harmonics, shall be attenuated by at least 20dB below the level of the fundamental or to the general radiated emission limits in paragraph 15.209, whichever is the lesser attenuation.

FCC Part 15 Subpart C Paragraph 15.209 Limits		
Frequency MHz	dBuV/m	dBuV/m
30 - 88	100	40
88 - 216	150	43.5
216 - 960	200	46
Above 960	500	54

Remarks: E field strength (dBuV/m) = 20 log E field strength (uV/m)

4.4. Test Procedure

The EUT was setup according to ANSI C63.10: 2013 and tested according to DTS test procedure of KDB558074 D01V04 for compliance to FCC 47CFR 15.247 requirements.
The EUT and its simulators are placed on a turn table which is 0.8 or 1.5 meter above ground. The turn table can rotate 360 degrees to determine the position of the maximum emission level.
The antenna can move up and down between 1 meter and 4 meters to find out the maximum emission level.
Both horizontal and vertical polarization of the antenna are set on measurement. In order to find the maximum emission, all of the interface cables must be manipulated according to ANSI C63.10: 2013 on radiated measurement.
On any frequency or frequencies form 9KHz(inculde The the lowest oscillator frequency generated within the device up to the 10th harmonic) to 1000 MHz, the limits shown are based on measuring equipment employing a quasi-peak detector function and on any frequency or frequencies above 1000 MHz the radiated limits shown are based upon the use of measurement instrumentation employing an average detector function. When average radiated emission measurement are included emission measurement below 1000 MHz, there also is a limit on the radio frequency emissions, as measured using instrumentation with a peak detector function, corresponding to 20 dB above the maximum permitted average limit.
The bandwidth below 1GHz setting on the field strength meter is 120 kHz and above 1GHz is 1MHz.

4.5. Test Specification

According to FCC Part 15 Subpart C Paragraph 15.247 and RSS-247.

4.6. Uncertainty

The measurement uncertainty

30MHz～1GHz as ±3.43dB

1GHz～26.5Ghz as ±3.65dB

4.7. Test Result

30MHz-1GHz Spurious

Site : DEKRA Taiwan CB2-H	**Time : 2017/12/13**
Limit : FCC_CLASS_B_03M_QP	**Margin : 6**
Probe : CB2_FCC_EFS_S2_30M-1GHz_1116 - HORIZONTAL	**Power : AC 120V/60Hz**
EUT : ConnectCore 6 Plus	**Note : 802.11b_2437MHz**

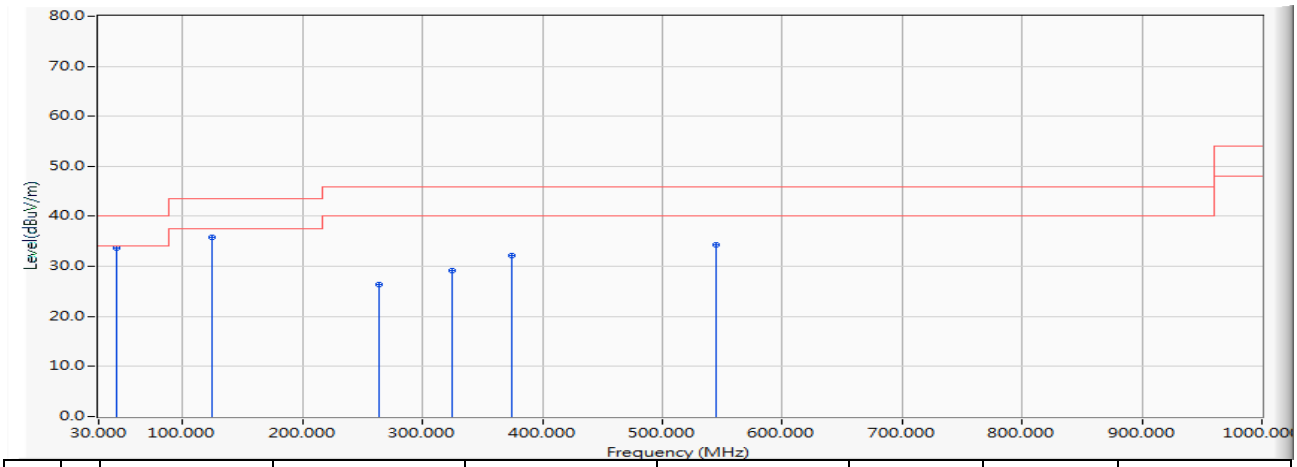

		Frequency (MHz)	Correct Factor (dB)	Reading Level (dBuV)	Measure Level (dBuV/m)	Margin (dB)	Limit (dBuV/m)	Detector Type
1	*	45.229	-22.782	56.436	33.654	-6.346	40.000	QUASIPEAK
2		125.060	-21.639	57.389	35.751	-7.749	43.500	QUASIPEAK
3		263.964	-20.053	46.452	26.399	-19.601	46.000	QUASIPEAK
4		324.977	-18.294	47.409	29.115	-16.885	46.000	QUASIPEAK
5		375.029	-16.756	49.024	32.268	-13.732	46.000	QUASIPEAK
6		544.488	-13.943	48.281	34.338	-11.662	46.000	QUASIPEAK

Note:

1. All Reading Levels is Quasi-Peak value.
2. “ * ”, means this data is the worst emission level.
3. Measurement Level = Reading Level + Correct Factor
4. The Emission under 30MHz were not included is because their levels are too low.

Site : DEKRA Taiwan CB2-H	**Time : 2017/12/13**
Limit : FCC_CLASS_B_03M_QP	**Margin : 6**
Probe : CB2_FCC_EFS_S2_30M-1GHz_1116 - VERTICAL	**Power : AC 120V/60Hz**
EUT : ConnectCore 6 Plus	**Note : 802.11b_2437MHz**

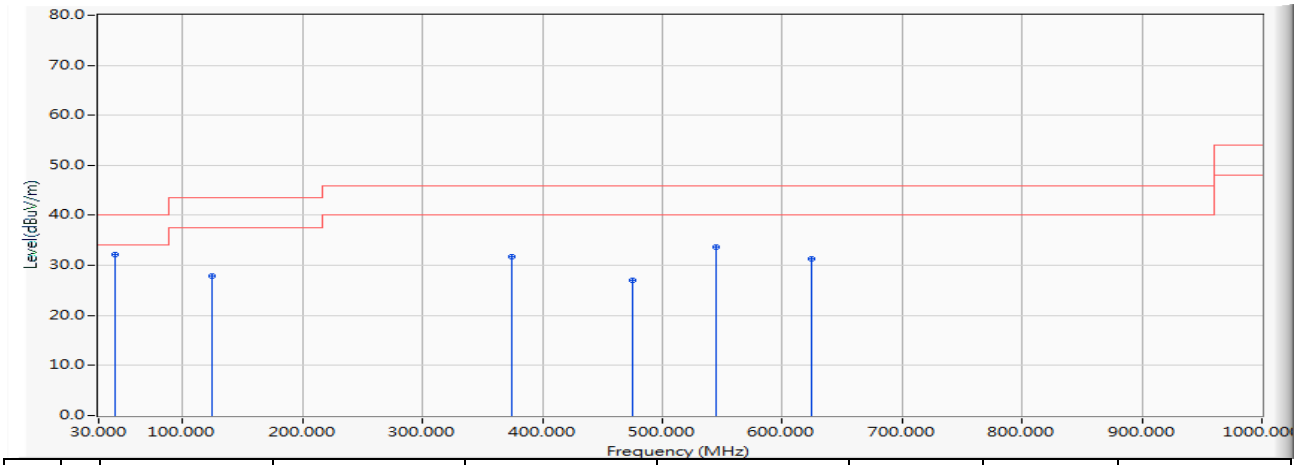

		Frequency (MHz)	Correct Factor (dB)	Reading Level (dBuV)	Measure Level (dBuV/m)	Margin (dB)	Limit (dBuV/m)	Detector Type
1	*	43.095	-20.389	52.545	32.157	-7.843	40.000	QUASIPEAK
2		125.060	-21.639	49.599	27.961	-15.539	43.500	QUASIPEAK
3		375.029	-16.756	48.447	31.691	-14.309	46.000	QUASIPEAK
4		474.939	-14.821	41.917	27.096	-18.904	46.000	QUASIPEAK
5		544.488	-13.943	47.516	33.573	-12.427	46.000	QUASIPEAK
6		624.998	-13.025	44.362	31.337	-14.663	46.000	QUASIPEAK

Note:

1. All Reading Levels is Quasi-Peak value.
2. “ * ”, means this data is the worst emission level.
3. Measurement Level = Reading Level + Correct Factor
4. The Emission under 30MHz were not included is because their levels are too low.

Site : DEKRA Taiwan CB2-H	**Time : 2017/12/13**
Limit : FCC_CLASS_B_03M_QP	**Margin : 6**
Probe : CB2_FCC_EFS_S2_30M-1GHz_1116 - HORIZONTAL	**Power : AC 120V/60Hz**
EUT : ConnectCore 6 Plus	**Note : 802.11g_2437MHz**

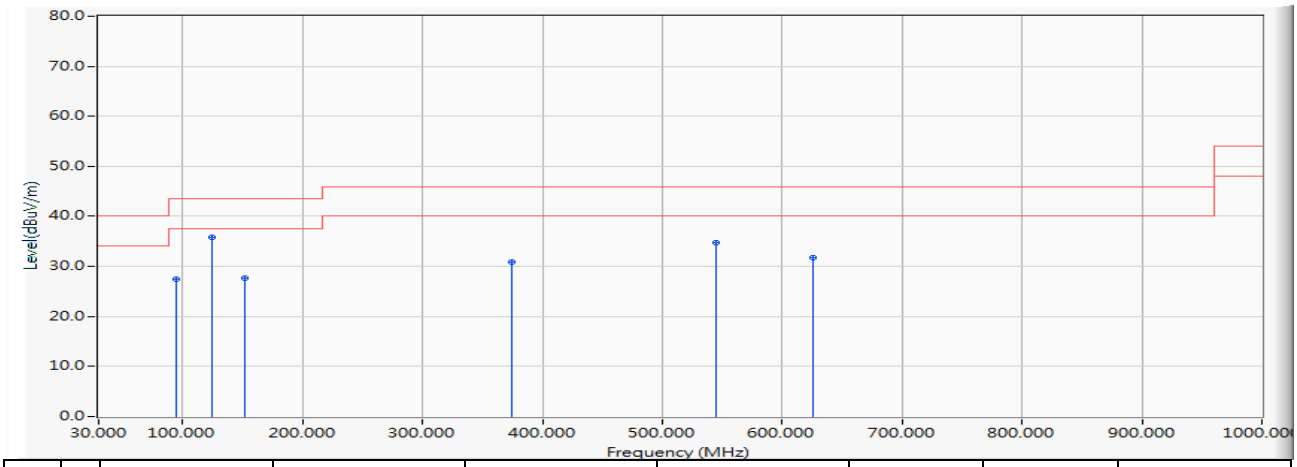

		Frequency (MHz)	Correct Factor (dB)	Reading Level (dBuV)	Measure Level (dBuV/m)	Margin (dB)	Limit (dBuV/m)	Detector Type
1		94.311	-24.838	52.229	27.391	-16.109	43.500	QUASIPEAK
2	*	125.060	-21.639	57.485	35.847	-7.653	43.500	QUASIPEAK
3		151.541	-22.565	50.163	27.598	-15.902	43.500	QUASIPEAK
4		375.029	-16.756	47.589	30.833	-15.167	46.000	QUASIPEAK
5		544.488	-13.943	48.740	34.797	-11.203	46.000	QUASIPEAK
6		625.095	-13.023	44.787	31.763	-14.237	46.000	QUASIPEAK

Note:

1. All Reading Levels is Quasi-Peak value.
2. “ * ”, means this data is the worst emission level.
3. Measurement Level = Reading Level + Correct Factor
4. The Emission under 30MHz were not included is because their levels are too low.

Site : DEKRA Taiwan CB2-H	**Time : 2017/12/13**
Limit : FCC_CLASS_B_03M_QP	**Margin : 6**
Probe : CB2_FCC_EFS_S2_30M-1GHz_1116 - VERTICAL	**Power : AC 120V/60Hz**
EUT : ConnectCore 6 Plus	**Note : 802.11g_2437MHz**

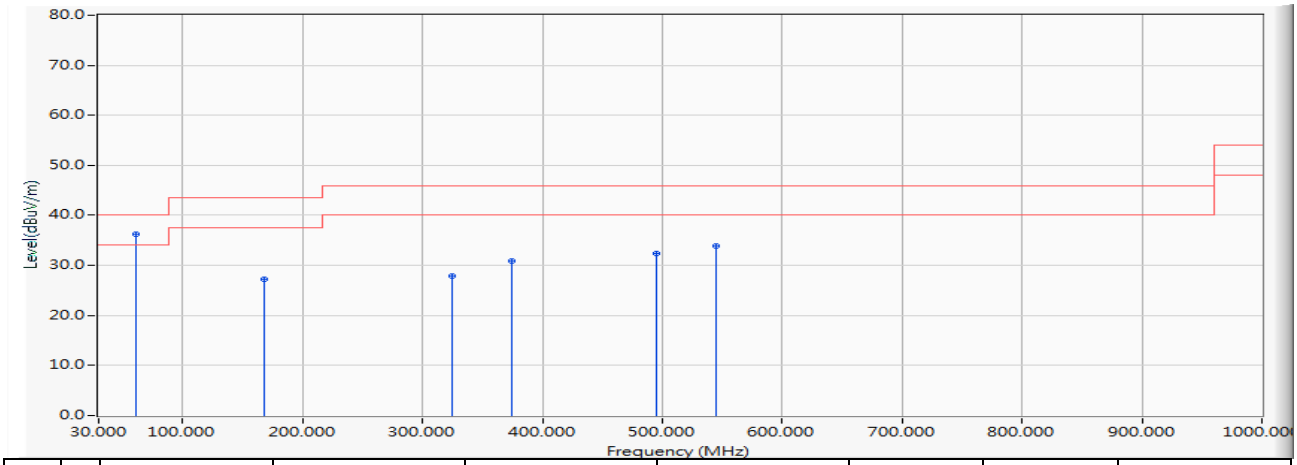

		Frequency (MHz)	Correct Factor (dB)	Reading Level (dBuV)	Measure Level (dBuV/m)	Margin (dB)	Limit (dBuV/m)	Detector Type
1	*	61.428	-28.317	64.510	36.193	-3.807	40.000	QUASIPEAK
2		168.031	-23.519	50.694	27.175	-16.325	43.500	QUASIPEAK
3		324.977	-18.294	46.174	27.880	-18.120	46.000	QUASIPEAK
4		375.029	-16.756	47.646	30.890	-15.110	46.000	QUASIPEAK
5		495.018	-14.522	46.942	32.420	-13.580	46.000	QUASIPEAK
6		544.488	-13.943	47.876	33.933	-12.067	46.000	QUASIPEAK

Note:

1. All Reading Levels is Quasi-Peak value.
2. “ * ”, means this data is the worst emission level.
3. Measurement Level = Reading Level + Correct Factor
4. The Emission under 30MHz were not included is because their levels are too low.

Site : DEKRA Taiwan CB2-H	**Time : 2017/12/13**
Limit : FCC_CLASS_B_03M_QP	**Margin : 6**
Probe : CB2_FCC_EFS_S2_30M-1GHz_1116 - HORIZONTAL	**Power : AC 120V/60Hz**
EUT : ConnectCore 6 Plus	**Note : 802.11n(20M)_2437MHz**

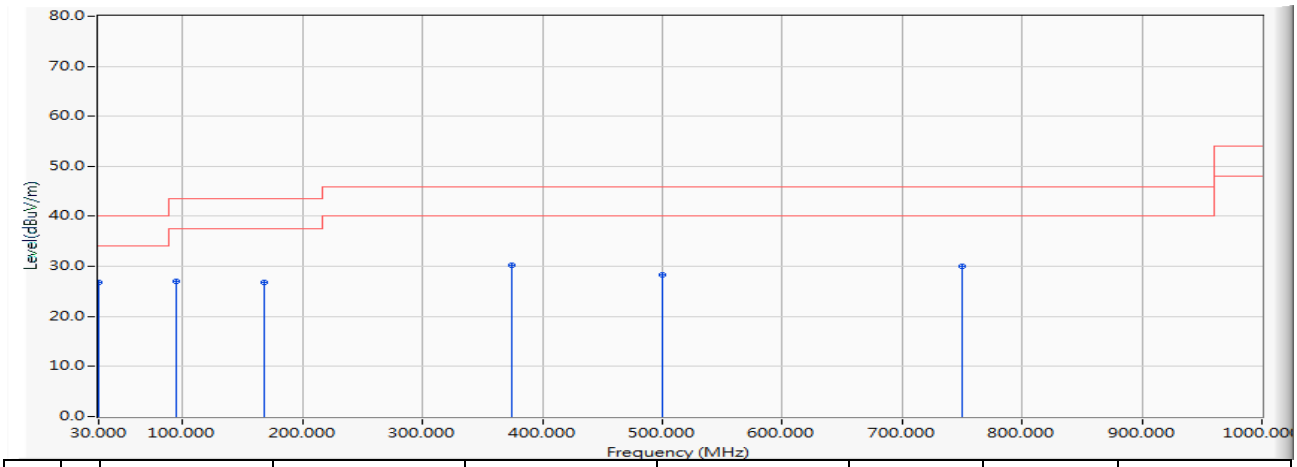

		Frequency (MHz)	Correct Factor (dB)	Reading Level (dBuV)	Measure Level (dBuV/m)	Margin (dB)	Limit (dBuV/m)	Detector Type
1	*	30.097	-16.543	43.434	26.891	-13.109	40.000	QUASIPEAK
2		94.311	-24.838	51.854	27.016	-16.484	43.500	QUASIPEAK
3		167.934	-23.513	50.397	26.884	-16.616	43.500	QUASIPEAK
4		375.029	-16.756	46.938	30.182	-15.818	46.000	QUASIPEAK
5		500.062	-14.453	42.683	28.229	-17.771	46.000	QUASIPEAK
6		750.031	-11.714	41.841	30.127	-15.873	46.000	QUASIPEAK

Note:

1. All Reading Levels is Quasi-Peak value.
2. “ * ”, means this data is the worst emission level.
3. Measurement Level = Reading Level + Correct Factor
4. The Emission under 30MHz were not included is because their levels are too low.

Site : DEKRA Taiwan CB2-H	**Time : 2017/12/13**
Limit : FCC_CLASS_B_03M_QP	**Margin : 6**
Probe : CB2_FCC_EFS_S2_30M-1GHz_1116 - VERTICAL	**Power : AC 120V/60Hz**
EUT : ConnectCore 6 Plus	**Note : 802.11n(20M)_2437MHz**

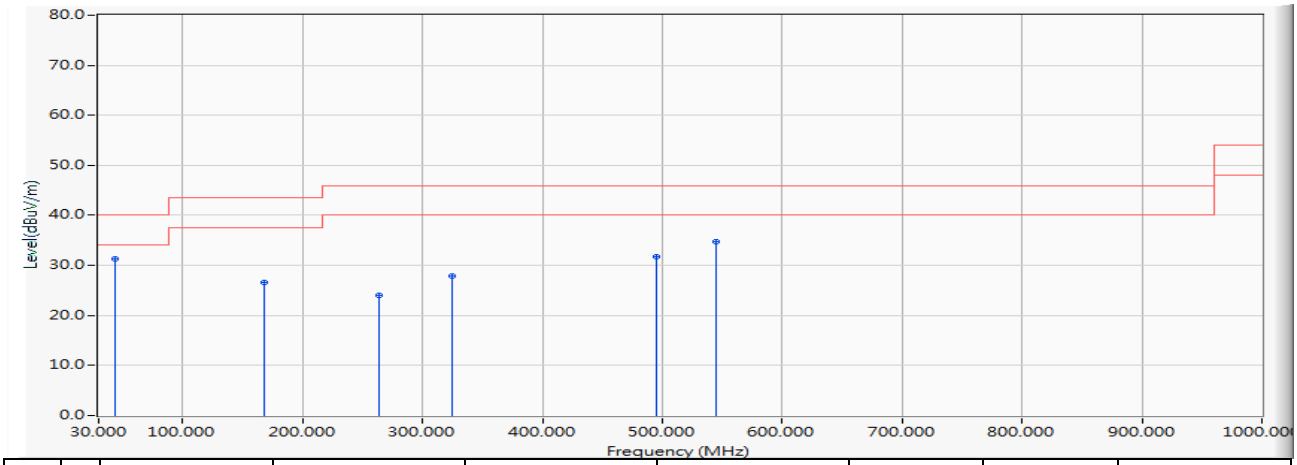

		Frequency (MHz)	Correct Factor (dB)	Reading Level (dBuV)	Measure Level (dBuV/m)	Margin (dB)	Limit (dBuV/m)	Detector Type
1	*	43.095	-20.389	51.780	31.392	-8.608	40.000	QUASIPEAK
2		168.031	-23.519	50.061	26.542	-16.958	43.500	QUASIPEAK
3		263.964	-20.053	44.045	23.992	-22.008	46.000	QUASIPEAK
4		324.977	-18.294	46.085	27.791	-18.209	46.000	QUASIPEAK
5		495.018	-14.522	46.207	31.685	-14.315	46.000	QUASIPEAK
6		544.488	-13.943	48.688	34.745	-11.255	46.000	QUASIPEAK

Note:

1. All Reading Levels is Quasi-Peak value.
2. “ * ”, means this data is the worst emission level.
3. Measurement Level = Reading Level + Correct Factor
4. The Emission under 30MHz were not included is because their levels are too low.

Site : DEKRA Taiwan CB2-H	**Time : 2017/12/13**
Limit : FCC_CLASS_B_03M_QP	**Margin : 6**
Probe : CB2_FCC_EFS_S2_30M-1GHz_1116 - HORIZONTAL	**Power : AC 120V/60Hz**
EUT : ConnectCore 6 Plus	**Note : 802.11n(40M)_2437MHz**

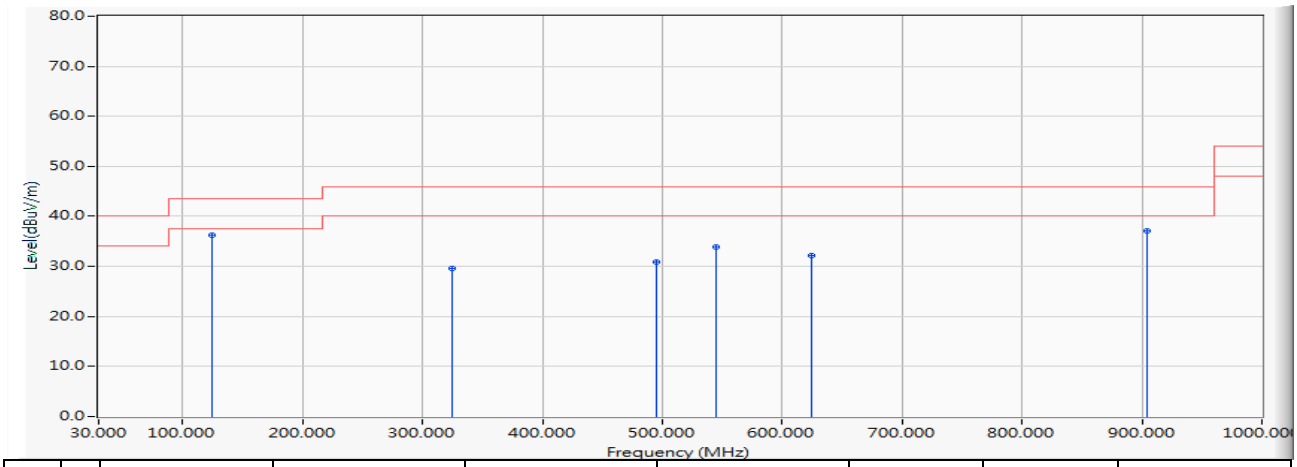

		Frequency (MHz)	Correct Factor (dB)	Reading Level (dBuV)	Measure Level (dBuV/m)	Margin (dB)	Limit (dBuV/m)	Detector Type
1	*	125.060	-21.639	57.782	36.144	-7.356	43.500	QUASIPEAK
2		324.977	-18.294	47.918	29.624	-16.376	46.000	QUASIPEAK
3		495.018	-14.522	45.403	30.881	-15.119	46.000	QUASIPEAK
4		544.488	-13.943	47.775	33.832	-12.168	46.000	QUASIPEAK
5		624.998	-13.025	45.183	32.158	-13.842	46.000	QUASIPEAK
6		904.552	-9.809	46.892	37.083	-8.917	46.000	QUASIPEAK

Note:

1. All Reading Levels is Quasi-Peak value.
2. “ * ”, means this data is the worst emission level.
3. Measurement Level = Reading Level + Correct Factor
4. The Emission under 30MHz were not included is because their levels are too low.

Site : DEKRA Taiwan CB2-H	**Time : 2017/12/13**
Limit : FCC_CLASS_B_03M_QP	**Margin : 6**
Probe : CB2_FCC_EFS_S2_30M-1GHz_1116 - VERTICAL	**Power : AC 120V/60Hz**
EUT : ConnectCore 6 Plus	**Note : 802.11n(40M)_2437MHz**

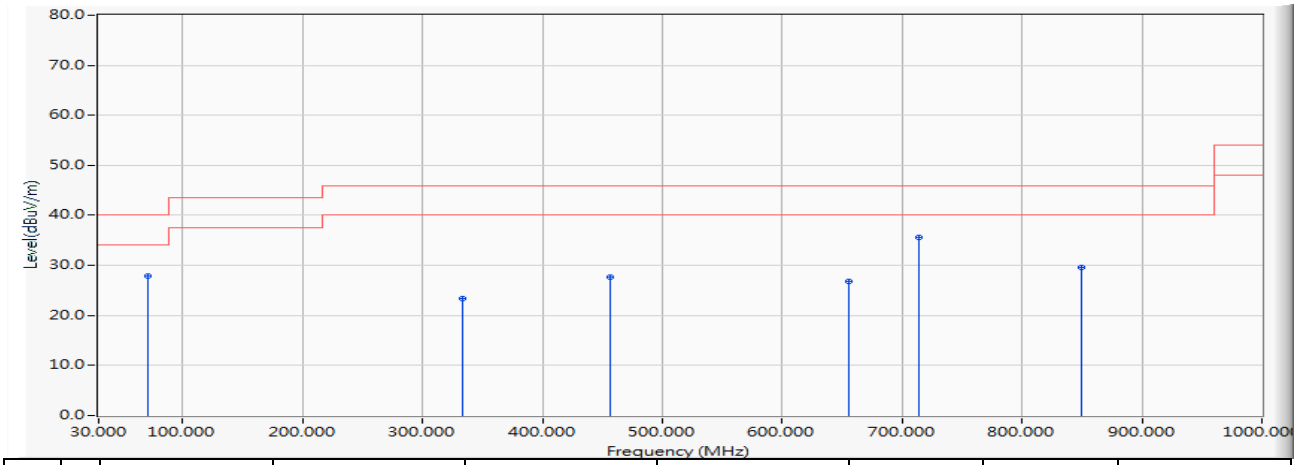

		Frequency (MHz)	Correct Factor (dB)	Reading Level (dBuV)	Measure Level (dBuV/m)	Margin (dB)	Limit (dBuV/m)	Detector Type
1		71.516	-28.083	55.922	27.838	-12.162	40.000	QUASIPEAK
2		333.513	-18.029	41.469	23.440	-22.560	46.000	QUASIPEAK
3		456.024	-15.091	42.687	27.597	-18.403	46.000	QUASIPEAK
4		654.971	-12.715	39.464	26.749	-19.251	46.000	QUASIPEAK
5	*	713.559	-12.037	47.552	35.515	-10.485	46.000	QUASIPEAK
6		849.068	-10.517	40.101	29.584	-16.416	46.000	QUASIPEAK

Note:

1. All Reading Levels is Quasi-Peak value.
2. “ * ”, means this data is the worst emission level.
3. Measurement Level = Reading Level + Correct Factor
4. The Emission under 30MHz were not included is because their levels are too low.

Above 1GHz Spurious

Site : DEKRA Taiwan CB2-H	**Time : 2017/12/14**
Limit : FCC_SpartC_15.209_03M_PK	**Margin : 6**
Probe : CB2_FCC_EFS_B091_1-18GHz_3M_0117 - HORIZONTAL	**Power : AC 120V/60Hz**
EUT : ConnectCore 6 Plus	**Note : 802.11b_2412MHz**

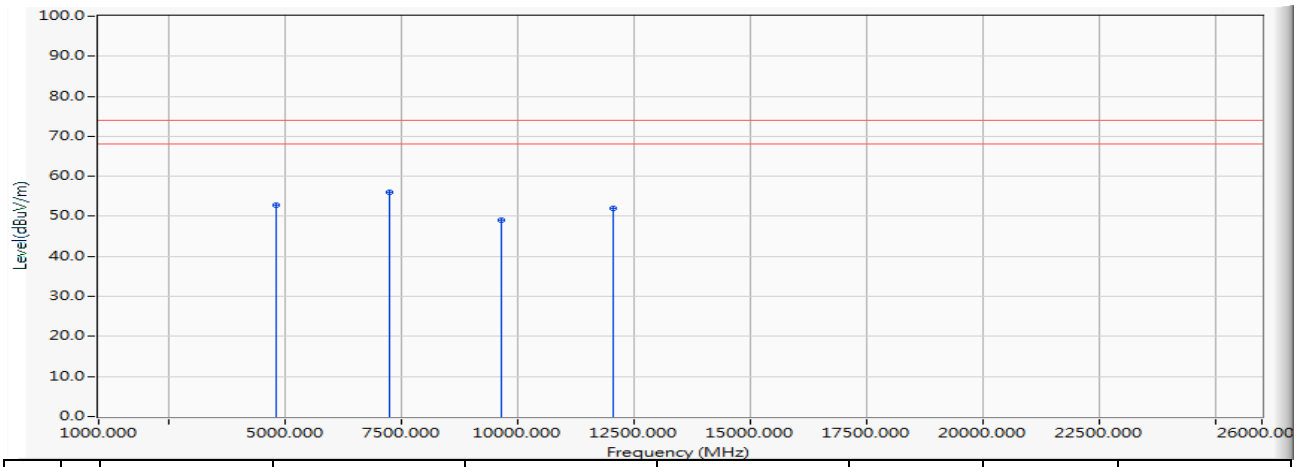

		Frequency (MHz)	Correct Factor (dB)	Reading Level (dBuV)	Measure Level (dBuV/m)	Margin (dB)	Limit (dBuV/m)	Detector Type
1		4824.000	-0.219	53.070	52.851	-21.149	74.000	PEAK
2	*	7236.000	7.127	48.950	56.077	-17.923	74.000	PEAK
3		9648.000	12.587	36.490	49.077	-24.923	74.000	PEAK
4		12060.000	15.339	36.630	51.968	-22.032	74.000	PEAK

Note:

1. All reading above 1GHz is performed with peak and/or average measurements as necessary.
2. Peak measurements: RBW = 1MHz, VBW = 3 MHz, Sweep: Auto.
3. Average measurements: RBW = 1MHz, VBW = 10 Hz, Sweep: Auto.
4. “ * ”, means this data is the worst emission level.
5. Measurement Level = Reading Level + Correct Factor.
6. The average measurement was not performed when the peak measured data under the limit of average detection.
7. The Emission above 13GHz were not included is because their levels are too low.

Site : DEKRA Taiwan CB2-H	**Time : 2017/12/14**
Limit : FCC_SpartC_15.209_03M_AV	**Margin : 6**
Probe : CB2_FCC_EFS_B091_1-18GHz_3M_0117 - HORIZONTAL	**Power : AC 120V/60Hz**
EUT : ConnectCore 6 Plus	**Note : 802.11b_2412MHz**

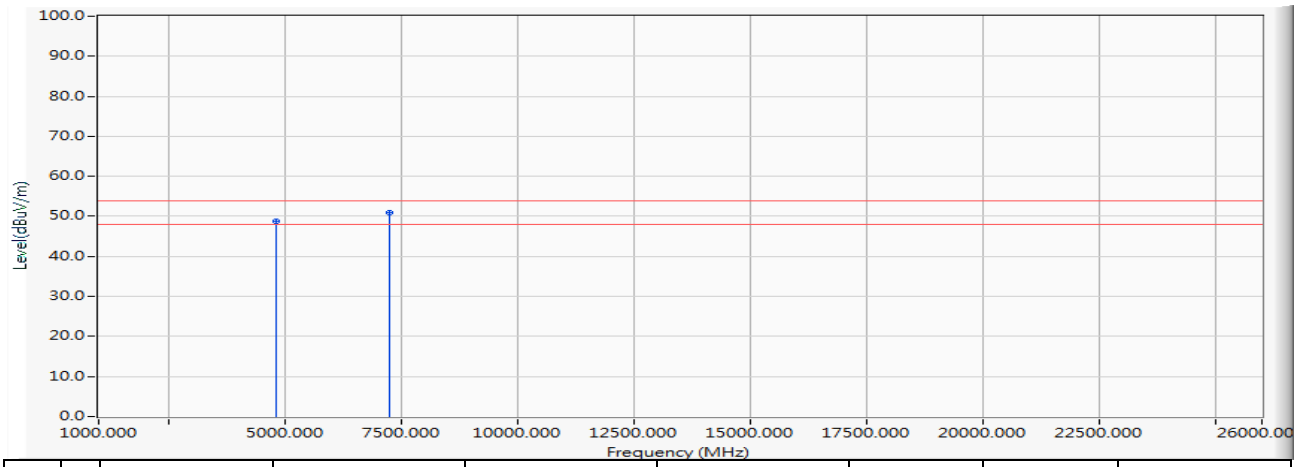

		Frequency (MHz)	Correct Factor (dB)	Reading Level (dBuV)	Measure Level (dBuV/m)	Margin (dB)	Limit (dBuV/m)	Detector Type
1		4824.000	-0.219	48.940	48.721	-5.279	54.000	AVERAGE
2	*	7236.000	7.127	43.790	50.917	-3.083	54.000	AVERAGE

Note:

1. All reading above 1GHz is performed with peak and/or average measurements as necessary.
2. Peak measurements: RBW = 1MHz, VBW = 3 MHz, Sweep: Auto.
3. Average measurements: RBW = 1MHz, VBW = 10 Hz, Sweep: Auto.
4. “ * ”, means this data is the worst emission level.
5. Measurement Level = Reading Level + Correct Factor.
6. The average measurement was not performed when the peak measured data under the limit of average detection.
7. The Emission above 13GHz were not included is because their levels are too low.

Site : DEKRA Taiwan CB2-H	**Time : 2017/12/14**
Limit : FCC_SpartC_15.209_03M_PK	**Margin : 6**
Probe : CB2_FCC_EFS_B091_1-18GHz_3M_0117 - VERTICAL	**Power : AC 120V/60Hz**
EUT : ConnectCore 6 Plus	**Note : 802.11b_2412MHz**

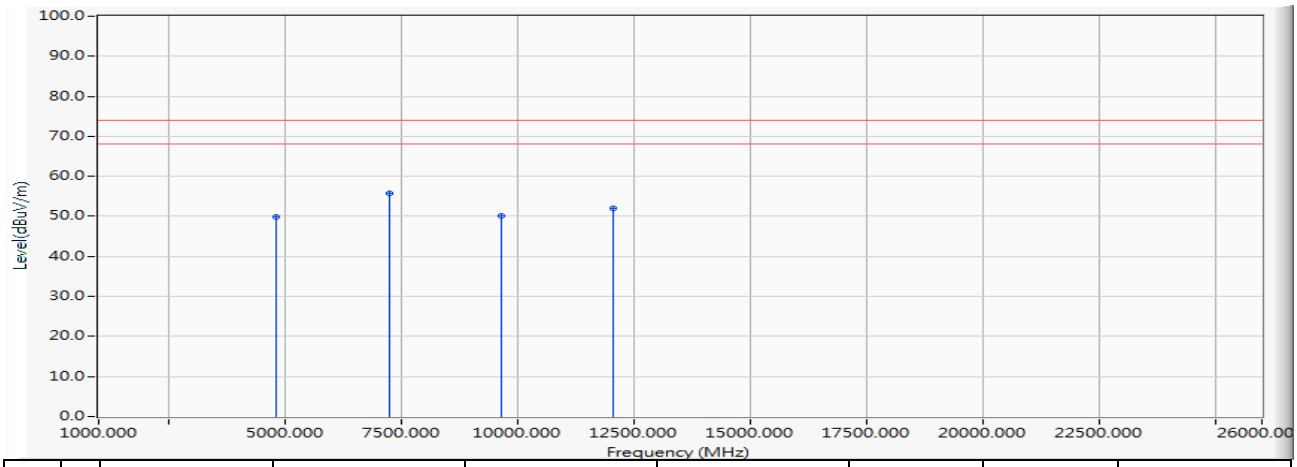

		Frequency (MHz)	Correct Factor (dB)	Reading Level (dBuV)	Measure Level (dBuV/m)	Margin (dB)	Limit (dBuV/m)	Detector Type
1		4824.000	-0.219	50.100	49.881	-24.119	74.000	PEAK
2	*	7236.000	7.127	48.620	55.747	-18.253	74.000	PEAK
3		9648.000	12.587	37.450	50.037	-23.963	74.000	PEAK
4		12060.000	15.339	36.630	51.968	-22.032	74.000	PEAK

Note:

1. All reading above 1GHz is performed with peak and/or average measurements as necessary.
2. Peak measurements: RBW = 1MHz, VBW = 3 MHz, Sweep: Auto.
3. Average measurements: RBW = 1MHz, VBW = 10 Hz, Sweep: Auto.
4. “ * ”, means this data is the worst emission level.
5. Measurement Level = Reading Level + Correct Factor.
6. The average measurement was not performed when the peak measured data under the limit of average detection.
7. The Emission above 13GHz were not included is because their levels are too low.

Site : DEKRA Taiwan CB2-H	**Time : 2017/12/14**
Limit : FCC_SpartC_15.209_03M_AV	**Margin : 6**
Probe : CB2_FCC_EFS_B091_1-18GHz_3M_0117 - VERTICAL	**Power : AC 120V/60Hz**
EUT : ConnectCore 6 Plus	**Note : 802.11b_2412MHz**

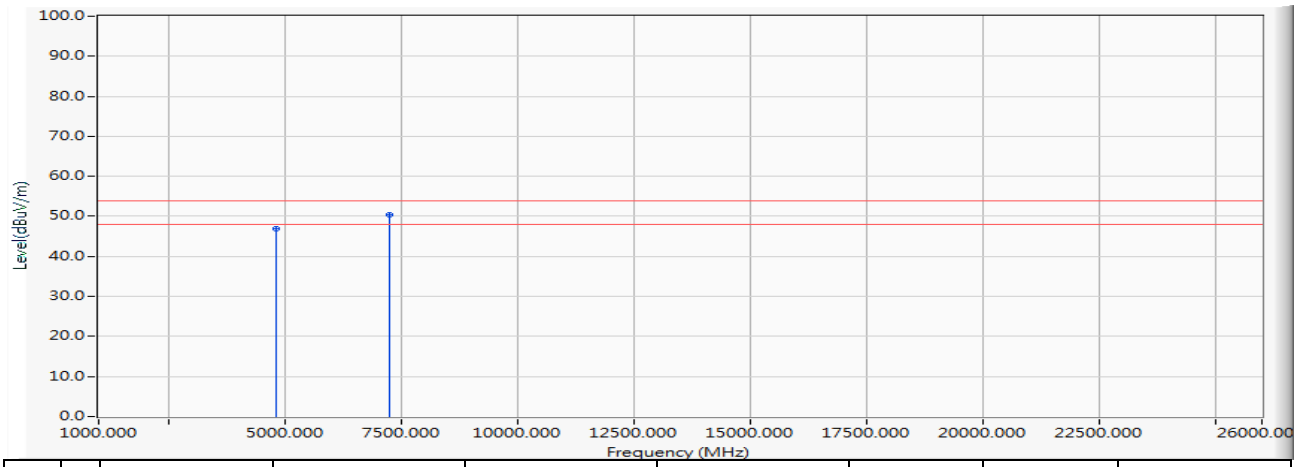

		Frequency (MHz)	Correct Factor (dB)	Reading Level (dBuV)	Measure Level (dBuV/m)	Margin (dB)	Limit (dBuV/m)	Detector Type
1		4824.000	-0.219	47.210	46.991	-7.009	54.000	AVERAGE
2	*	7236.000	7.127	43.240	50.367	-3.633	54.000	AVERAGE

Note:

1. All reading above 1GHz is performed with peak and/or average measurements as necessary.
2. Peak measurements: RBW = 1MHz, VBW = 3 MHz, Sweep: Auto.
3. Average measurements: RBW = 1MHz, VBW = 10 Hz, Sweep: Auto.
4. “ * ”, means this data is the worst emission level.
5. Measurement Level = Reading Level + Correct Factor.
6. The average measurement was not performed when the peak measured data under the limit of average detection.
7. The Emission above 13GHz were not included is because their levels are too low.

Site : DEKRA Taiwan CB2-H	**Time : 2017/12/14**
Limit : FCC_SpartC_15.209_03M_PK	**Margin : 6**
Probe : CB2_FCC_EFS_B091_1-18GHz_3M_0117 - HORIZONTAL	**Power : AC 120V/60Hz**
EUT : ConnectCore 6 Plus	**Note : 802.11b_2437MHz**

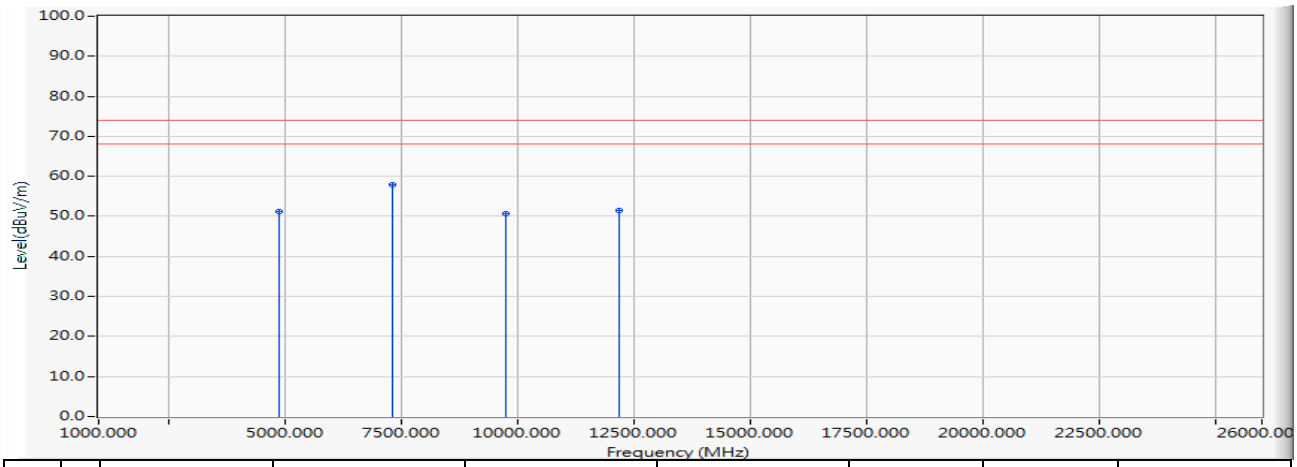

		Frequency (MHz)	Correct Factor (dB)	Reading Level (dBuV)	Measure Level (dBuV/m)	Margin (dB)	Limit (dBuV/m)	Detector Type
1		4874.000	-0.140	51.350	51.209	-22.791	74.000	PEAK
2	*	7311.000	7.405	50.580	57.984	-16.016	74.000	PEAK
3		9748.000	12.853	37.860	50.713	-23.287	74.000	PEAK
4		12185.000	14.904	36.570	51.474	-22.526	74.000	PEAK

Note:

1. All reading above 1GHz is performed with peak and/or average measurements as necessary.
2. Peak measurements: RBW = 1MHz, VBW = 3 MHz, Sweep: Auto.
3. Average measurements: RBW = 1MHz, VBW = 10 Hz, Sweep: Auto.
4. “ * ”, means this data is the worst emission level.
5. Measurement Level = Reading Level + Correct Factor.
6. The average measurement was not performed when the peak measured data under the limit of average detection.
7. The Emission above 13GHz were not included is because their levels are too low.

Site : DEKRA Taiwan CB2-H	**Time : 2017/12/14**
Limit : FCC_SpartC_15.209_03M_AV	**Margin : 6**
Probe : CB2_FCC_EFS_B091_1-18GHz_3M_0117 - HORIZONTAL	**Power : AC 120V/60Hz**
EUT : ConnectCore 6 Plus	**Note : 802.11b_2437MHz**

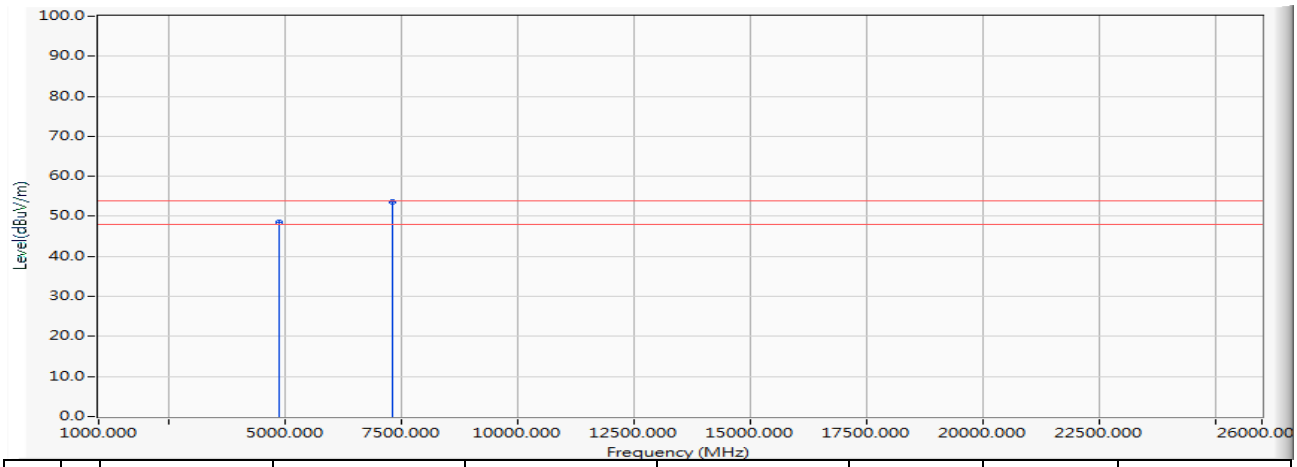

		Frequency (MHz)	Correct Factor (dB)	Reading Level (dBuV)	Measure Level (dBuV/m)	Margin (dB)	Limit (dBuV/m)	Detector Type
1		4874.000	-0.140	48.780	48.639	-5.361	54.000	AVERAGE
2	*	7311.000	7.405	46.190	53.594	-0.406	54.000	AVERAGE

Note:

1. All reading above 1GHz is performed with peak and/or average measurements as necessary.
2. Peak measurements: RBW = 1MHz, VBW = 3 MHz, Sweep: Auto.
3. Average measurements: RBW = 1MHz, VBW = 10 Hz, Sweep: Auto.
4. “ * ”, means this data is the worst emission level.
5. Measurement Level = Reading Level + Correct Factor.
6. The average measurement was not performed when the peak measured data under the limit of average detection.
7. The Emission above 13GHz were not included is because their levels are too low.

Site : DEKRA Taiwan CB2-H	**Time : 2017/12/14**
Limit : FCC_SpartC_15.209_03M_PK	**Margin : 6**
Probe : CB2_FCC_EFS_B091_1-18GHz_3M_0117 - VERTICAL	**Power : AC 120V/60Hz**
EUT : ConnectCore 6 Plus	**Note : 802.11b_2437MHz**

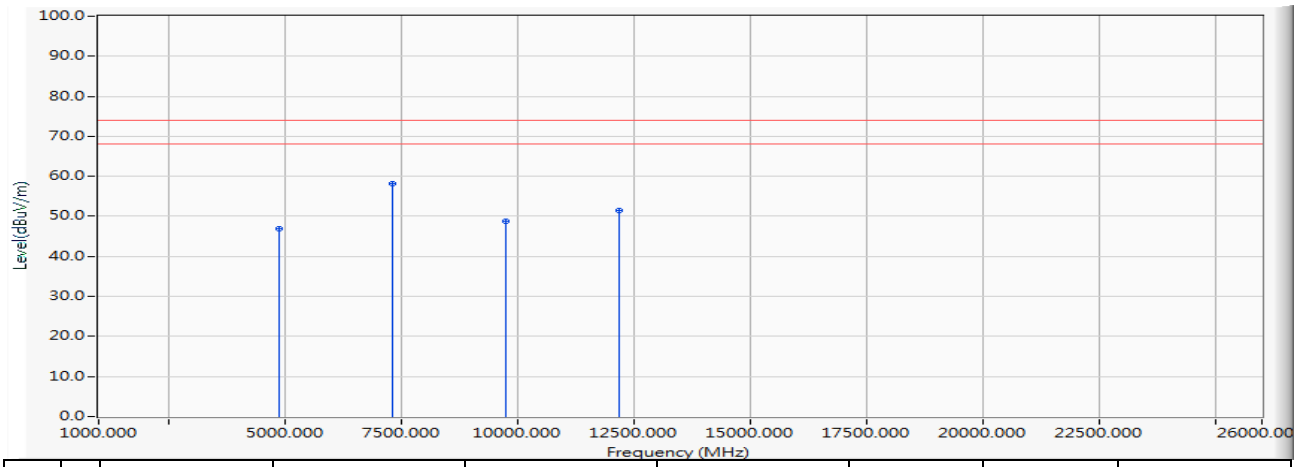

		Frequency (MHz)	Correct Factor (dB)	Reading Level (dBuV)	Measure Level (dBuV/m)	Margin (dB)	Limit (dBuV/m)	Detector Type
1		4874.000	-0.140	47.040	46.899	-27.101	74.000	PEAK
2	*	7311.000	7.405	50.880	58.284	-15.716	74.000	PEAK
3		9748.000	12.853	35.860	48.713	-25.287	74.000	PEAK
4		12185.000	14.904	36.670	51.574	-22.426	74.000	PEAK

Note:

1. All reading above 1GHz is performed with peak and/or average measurements as necessary.
2. Peak measurements: RBW = 1MHz, VBW = 3 MHz, Sweep: Auto.
3. Average measurements: RBW = 1MHz, VBW = 10 Hz, Sweep: Auto.
4. “ * ”, means this data is the worst emission level.
5. Measurement Level = Reading Level + Correct Factor.
6. The average measurement was not performed when the peak measured data under the limit of average detection.
7. The Emission above 13GHz were not included is because their levels are too low.

Site : DEKRA Taiwan CB2-H	**Time : 2017/12/14**
Limit : FCC_SpartC_15.209_03M_AV	**Margin : 6**
Probe : CB2_FCC_EFS_B091_1-18GHz_3M_0117 - VERTICAL	**Power : AC 120V/60Hz**
EUT : ConnectCore 6 Plus	**Note : 802.11b_2437MHz**

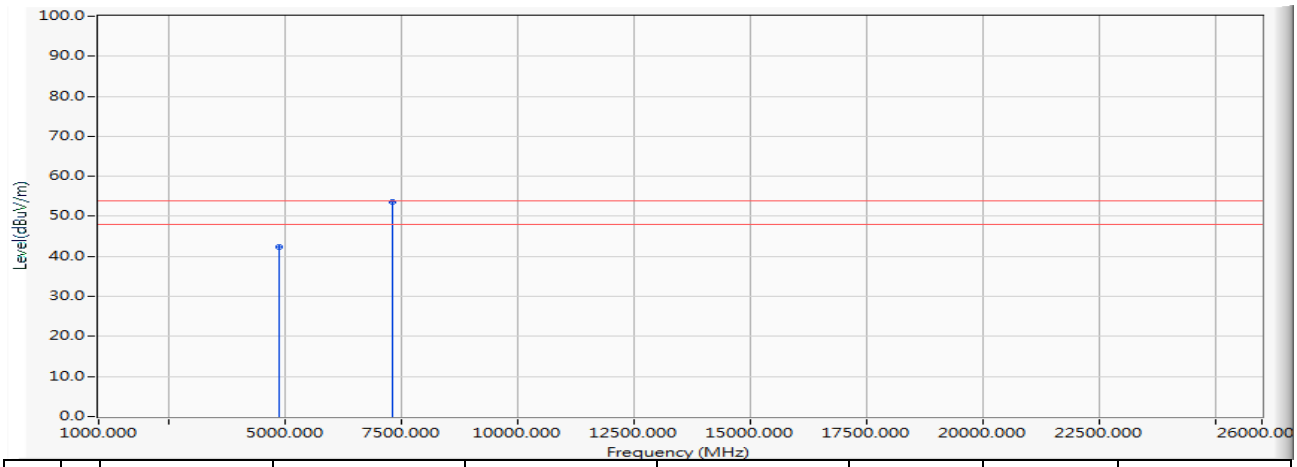

		Frequency (MHz)	Correct Factor (dB)	Reading Level (dBuV)	Measure Level (dBuV/m)	Margin (dB)	Limit (dBuV/m)	Detector Type
1		4874.000	-0.140	42.540	42.399	-11.601	54.000	AVERAGE
2	*	7311.000	7.405	46.200	53.604	-0.396	54.000	AVERAGE

Note:

1. All reading above 1GHz is performed with peak and/or average measurements as necessary.
2. Peak measurements: RBW = 1MHz, VBW = 3 MHz, Sweep: Auto.
3. Average measurements: RBW = 1MHz, VBW = 10 Hz, Sweep: Auto.
4. “ * ”, means this data is the worst emission level.
5. Measurement Level = Reading Level + Correct Factor.
6. The average measurement was not performed when the peak measured data under the limit of average detection.
7. The Emission above 13GHz were not included is because their levels are too low.

Site : DEKRA Taiwan CB2-H	**Time : 2017/12/14**
Limit : FCC_SpartC_15.209_03M_PK	**Margin : 6**
Probe : CB2_FCC_EFS_B091_1-18GHz_3M_0117 - HORIZONTAL	**Power : AC 120V/60Hz**
EUT : ConnectCore 6 Plus	**Note : 802.11b_2462MHz**

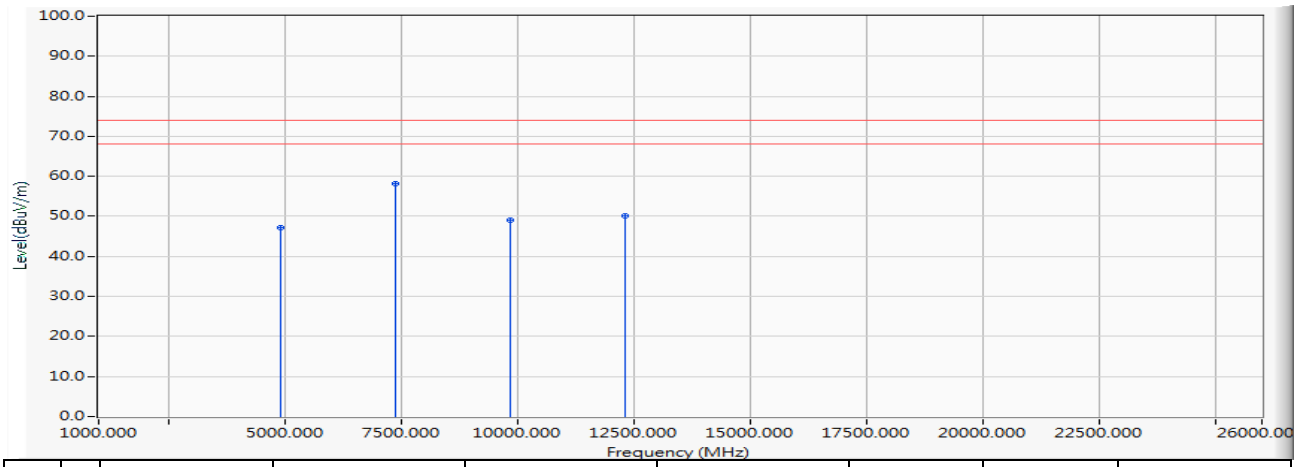

		Frequency (MHz)	Correct Factor (dB)	Reading Level (dBuV)	Measure Level (dBuV/m)	Margin (dB)	Limit (dBuV/m)	Detector Type
1		4924.000	-0.076	47.200	47.124	-26.876	74.000	PEAK
2	*	7386.000	7.675	50.570	58.244	-15.756	74.000	PEAK
3		9848.000	12.989	35.970	48.959	-25.041	74.000	PEAK
4		12310.000	15.096	35.040	50.136	-23.864	74.000	PEAK

Note:

1. All reading above 1GHz is performed with peak and/or average measurements as necessary.
2. Peak measurements: RBW = 1MHz, VBW = 3 MHz, Sweep: Auto.
3. Average measurements: RBW = 1MHz, VBW = 10 Hz, Sweep: Auto.
4. “ * ”, means this data is the worst emission level.
5. Measurement Level = Reading Level + Correct Factor.
6. The average measurement was not performed when the peak measured data under the limit of average detection.
7. The Emission above 13GHz were not included is because their levels are too low.

Site : DEKRA Taiwan CB2-H	**Time : 2017/12/14**
Limit : FCC_SpartC_15.209_03M_AV	**Margin : 6**
Probe : CB2_FCC_EFS_B091_1-18GHz_3M_0117 - HORIZONTAL	**Power : AC 120V/60Hz**
EUT : ConnectCore 6 Plus	**Note : 802.11b_2462MHz**

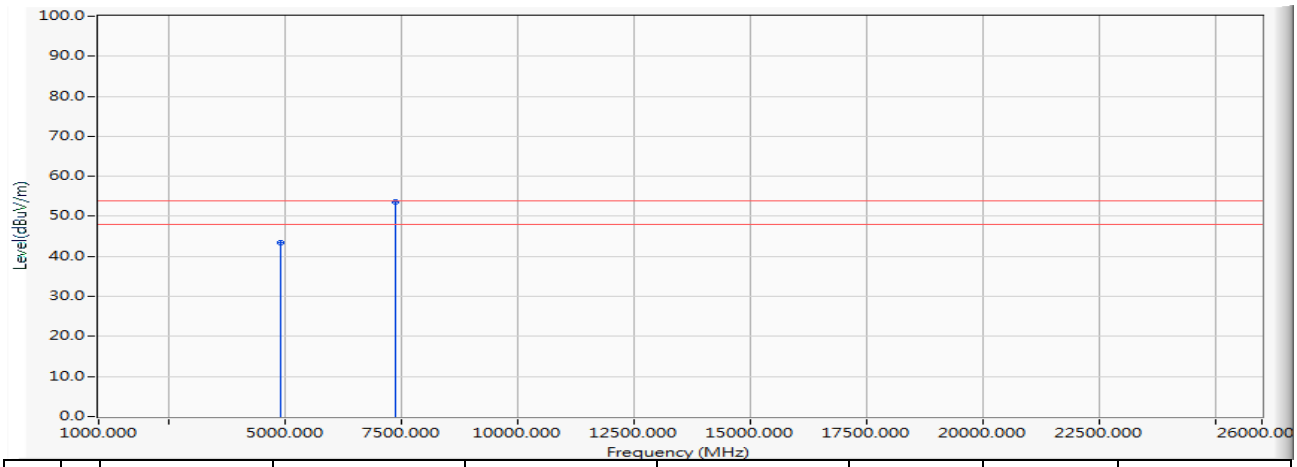

		Frequency (MHz)	Correct Factor (dB)	Reading Level (dBuV)	Measure Level (dBuV/m)	Margin (dB)	Limit (dBuV/m)	Detector Type
1		4924.000	-0.076	43.490	43.414	-10.586	54.000	AVERAGE
2	*	7386.000	7.675	45.860	53.534	-0.466	54.000	AVERAGE

Note:

1. All reading above 1GHz is performed with peak and/or average measurements as necessary.
2. Peak measurements: RBW = 1MHz, VBW = 3 MHz, Sweep: Auto.
3. Average measurements: RBW = 1MHz, VBW = 10 Hz, Sweep: Auto.
4. “ * ”, means this data is the worst emission level.
5. Measurement Level = Reading Level + Correct Factor.
6. The average measurement was not performed when the peak measured data under the limit of average detection.
7. The Emission above 13GHz were not included is because their levels are too low.

Site : DEKRA Taiwan CB2-H	**Time : 2017/12/14**
Limit : FCC_SpartC_15.209_03M_PK	**Margin : 6**
Probe : CB2_FCC_EFS_B091_1-18GHz_3M_0117 - VERTICAL	**Power : AC 120V/60Hz**
EUT : ConnectCore 6 Plus	**Note : 802.11b_2462MHz**

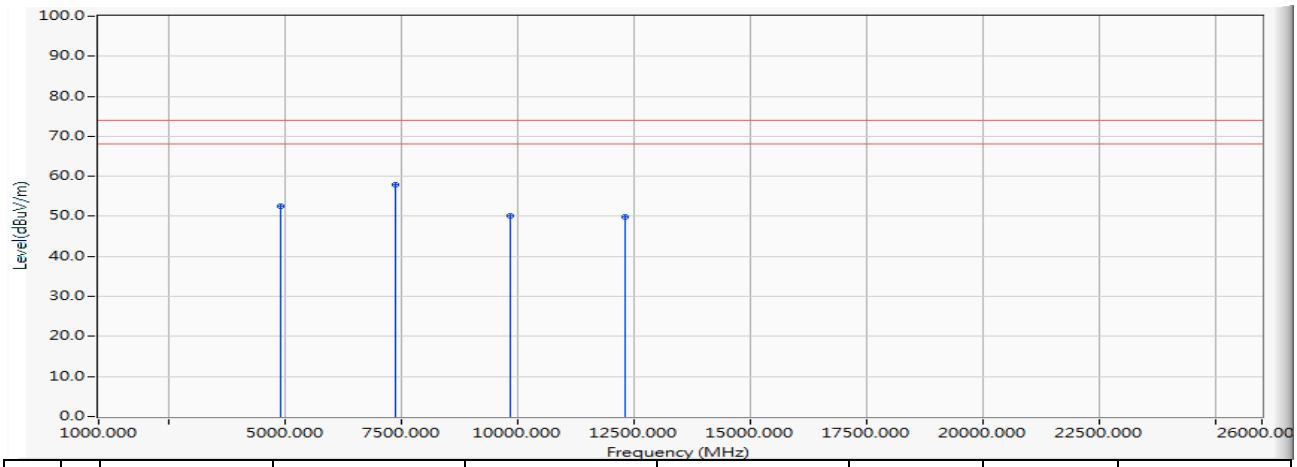

		Frequency (MHz)	Correct Factor (dB)	Reading Level (dBuV)	Measure Level (dBuV/m)	Margin (dB)	Limit (dBuV/m)	Detector Type
1		4924.000	-0.076	52.710	52.634	-21.366	74.000	PEAK
2	*	7386.000	7.675	50.210	57.884	-16.116	74.000	PEAK
3		9848.000	12.989	37.070	50.059	-23.941	74.000	PEAK
4		12310.000	15.096	34.850	49.946	-24.054	74.000	PEAK

Note:

1. All reading above 1GHz is performed with peak and/or average measurements as necessary.
2. Peak measurements: RBW = 1MHz, VBW = 3 MHz, Sweep: Auto.
3. Average measurements: RBW = 1MHz, VBW = 10 Hz, Sweep: Auto.
4. “ * ”, means this data is the worst emission level.
5. Measurement Level = Reading Level + Correct Factor.
6. The average measurement was not performed when the peak measured data under the limit of average detection.
7. The Emission above 13GHz were not included is because their levels are too low.

Site : DEKRA Taiwan CB2-H	**Time : 2017/12/14**
Limit : FCC_SpartC_15.209_03M_AV	**Margin : 6**
Probe : CB2_FCC_EFS_B091_1-18GHz_3M_0117 - VERTICAL	**Power : AC 120V/60Hz**
EUT : ConnectCore 6 Plus	**Note : 802.11b_2462MHz**

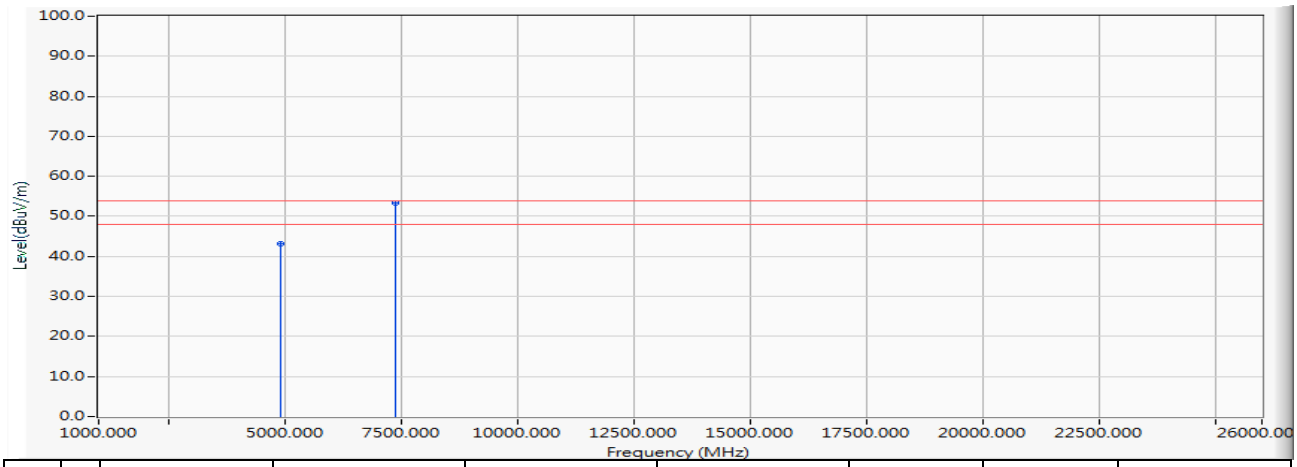

		Frequency (MHz)	Correct Factor (dB)	Reading Level (dBuV)	Measure Level (dBuV/m)	Margin (dB)	Limit (dBuV/m)	Detector Type
1		4924.000	-0.076	43.220	43.144	-10.856	54.000	AVERAGE
2	*	7386.000	7.675	45.690	53.364	-0.636	54.000	AVERAGE

Note:

1. All reading above 1GHz is performed with peak and/or average measurements as necessary.
2. Peak measurements: RBW = 1MHz, VBW = 3 MHz, Sweep: Auto.
3. Average measurements: RBW = 1MHz, VBW = 10 Hz, Sweep: Auto.
4. “ * ”, means this data is the worst emission level.
5. Measurement Level = Reading Level + Correct Factor.
6. The average measurement was not performed when the peak measured data under the limit of average detection.
7. The Emission above 13GHz were not included is because their levels are too low.

Site : DEKRA Taiwan CB2-H	**Time : 2017/12/14**
Limit : FCC_SpartC_15.209_03M_PK	**Margin : 6**
Probe : CB2_FCC_EFS_B091_1-18GHz_3M_0117 - HORIZONTAL	**Power : AC 120V/60Hz**
EUT : ConnectCore 6 Plus	**Note : 802.11g_2412MHz**

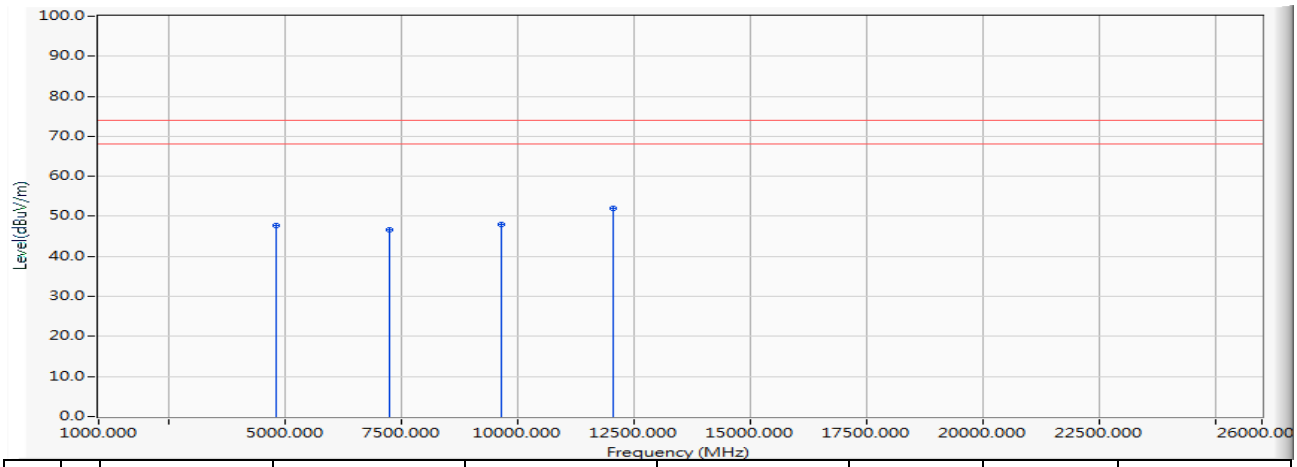

		Frequency (MHz)	Correct Factor (dB)	Reading Level (dBuV)	Measure Level (dBuV/m)	Margin (dB)	Limit (dBuV/m)	Detector Type
1		4824.000	-0.219	47.860	47.641	-26.359	74.000	PEAK
2		7236.000	7.127	39.400	46.527	-27.473	74.000	PEAK
3		9648.000	12.587	35.400	47.987	-26.013	74.000	PEAK
4	*	12060.000	15.339	36.580	51.918	-22.082	74.000	PEAK

Note:

1. All reading above 1GHz is performed with peak and/or average measurements as necessary.
2. Peak measurements: RBW = 1MHz, VBW = 3 MHz, Sweep: Auto.
3. Average measurements: RBW = 1MHz, VBW = 10 Hz, Sweep: Auto.
4. “ * ”, means this data is the worst emission level.
5. Measurement Level = Reading Level + Correct Factor.
6. The average measurement was not performed when the peak measured data under the limit of average detection.
7. The Emission above 13GHz were not included is because their levels are too low.

Site : DEKRA Taiwan CB2-H	**Time : 2017/12/14**
Limit : FCC_SpartC_15.209_03M_PK	**Margin : 6**
Probe : CB2_FCC_EFS_B091_1-18GHz_3M_0117 - VERTICAL	**Power : AC 120V/60Hz**
EUT : ConnectCore 6 Plus	**Note : 802.11g_2412MHz**

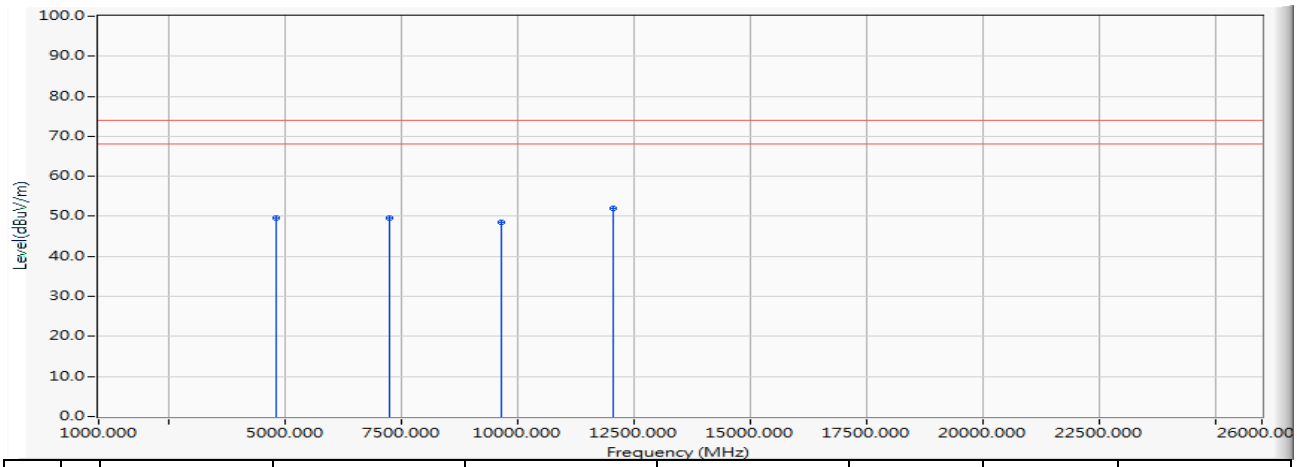

		Frequency (MHz)	Correct Factor (dB)	Reading Level (dBuV)	Measure Level (dBuV/m)	Margin (dB)	Limit (dBuV/m)	Detector Type
1		4824.000	-0.219	49.950	49.731	-24.269	74.000	PEAK
2		7236.000	7.127	42.600	49.727	-24.273	74.000	PEAK
3		9648.000	12.587	35.920	48.507	-25.493	74.000	PEAK
4	*	12060.000	15.339	36.600	51.938	-22.062	74.000	PEAK

Note:

1. All reading above 1GHz is performed with peak and/or average measurements as necessary.
2. Peak measurements: RBW = 1MHz, VBW = 3 MHz, Sweep: Auto.
3. Average measurements: RBW = 1MHz, VBW = 10 Hz, Sweep: Auto.
4. “ * ”, means this data is the worst emission level.
5. Measurement Level = Reading Level + Correct Factor.
6. The average measurement was not performed when the peak measured data under the limit of average detection.
7. The Emission above 13GHz were not included is because their levels are too low.

Site : DEKRA Taiwan CB2-H	**Time : 2017/12/14**
Limit : FCC_SpartC_15.209_03M_PK	**Margin : 6**
Probe : CB2_FCC_EFS_B091_1-18GHz_3M_0117 - HORIZONTAL	**Power : AC 120V/60Hz**
EUT : ConnectCore 6 Plus	**Note : 802.11g_2437MHz**

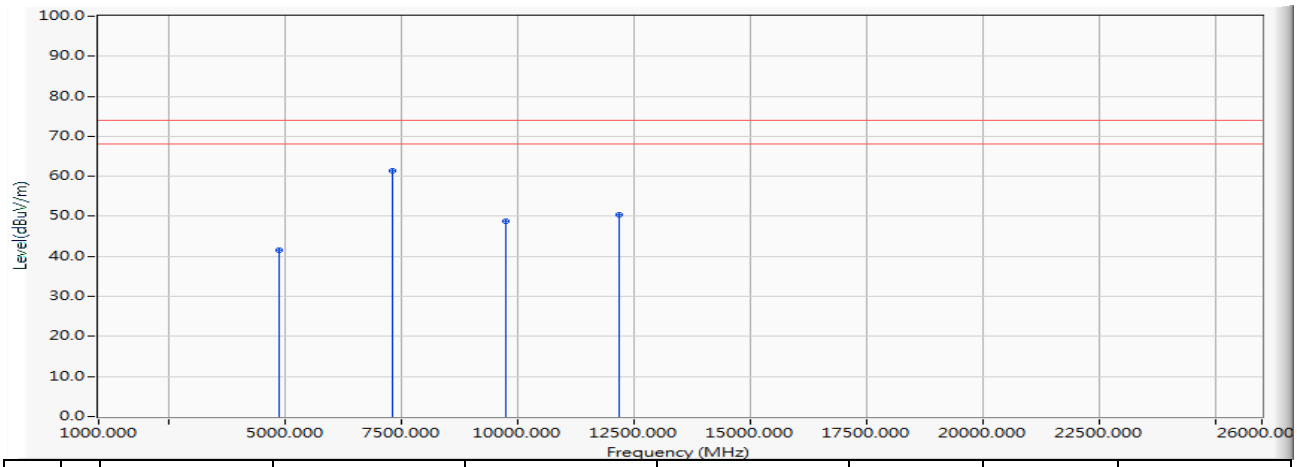

		Frequency (MHz)	Correct Factor (dB)	Reading Level (dBuV)	Measure Level (dBuV/m)	Margin (dB)	Limit (dBuV/m)	Detector Type
1		4874.000	-0.140	41.570	41.429	-32.571	74.000	PEAK
2	*	7311.000	7.405	54.080	61.484	-12.516	74.000	PEAK
3		9748.000	12.853	35.900	48.753	-25.247	74.000	PEAK
4		12185.000	14.904	35.610	50.514	-23.486	74.000	PEAK

Note:

1. All reading above 1GHz is performed with peak and/or average measurements as necessary.
2. Peak measurements: RBW = 1MHz, VBW = 3 MHz, Sweep: Auto.
3. Average measurements: RBW = 1MHz, VBW = 10 Hz, Sweep: Auto.
4. “ * ”, means this data is the worst emission level.
5. Measurement Level = Reading Level + Correct Factor.
6. The average measurement was not performed when the peak measured data under the limit of average detection.
7. The Emission above 13GHz were not included is because their levels are too low.

Site : DEKRA Taiwan CB2-H	**Time : 2017/12/14**
Limit : FCC_SpartC_15.209_03M_AV	**Margin : 6**
Probe : CB2_FCC_EFS_B091_1-18GHz_3M_0117 - HORIZONTAL	**Power : AC 120V/60Hz**
EUT : ConnectCore 6 Plus	**Note : 802.11g_2437MHz**

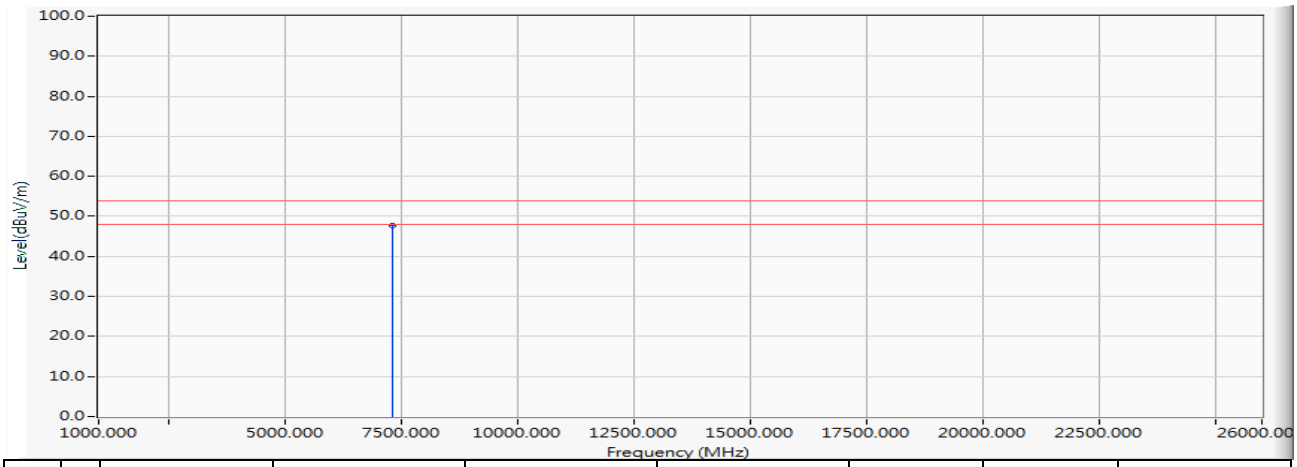

		Frequency (MHz)	Correct Factor (dB)	Reading Level (dBuV)	Measure Level (dBuV/m)	Margin (dB)	Limit (dBuV/m)	Detector Type
1	*	7311.000	7.405	40.360	47.764	-6.236	54.000	AVERAGE

Note:

1. All reading above 1GHz is performed with peak and/or average measurements as necessary.
2. Peak measurements: RBW = 1MHz, VBW = 3 MHz, Sweep: Auto.
3. Average measurements: RBW = 1MHz, VBW = 10 Hz, Sweep: Auto.
4. “ * ”, means this data is the worst emission level.
5. Measurement Level = Reading Level + Correct Factor.
6. The average measurement was not performed when the peak measured data under the limit of average detection.
7. The Emission above 13GHz were not included is because their levels are too low.

Site : DEKRA Taiwan CB2-H	**Time : 2017/12/14**
Limit : FCC_SpartC_15.209_03M_PK	**Margin : 6**
Probe : CB2_FCC_EFS_B091_1-18GHz_3M_0117 - VERTICAL	**Power : AC 120V/60Hz**
EUT : ConnectCore 6 Plus	**Note : 802.11g_2437MHz**

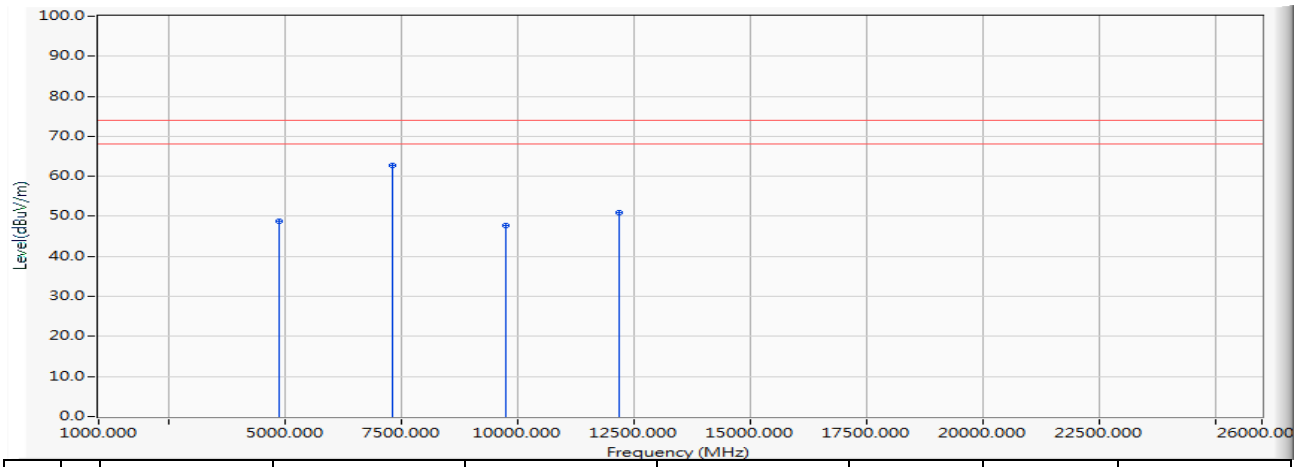

		Frequency (MHz)	Correct Factor (dB)	Reading Level (dBuV)	Measure Level (dBuV/m)	Margin (dB)	Limit (dBuV/m)	Detector Type
1		4874.000	-0.140	48.980	48.839	-25.161	74.000	PEAK
2	*	7311.000	7.405	55.310	62.714	-11.286	74.000	PEAK
3		9748.000	12.853	34.990	47.843	-26.157	74.000	PEAK
4		12185.000	14.904	35.920	50.824	-23.176	74.000	PEAK

Note:

1. All reading above 1GHz is performed with peak and/or average measurements as necessary.
2. Peak measurements: RBW = 1MHz, VBW = 3 MHz, Sweep: Auto.
3. Average measurements: RBW = 1MHz, VBW = 10 Hz, Sweep: Auto.
4. “ * ”, means this data is the worst emission level.
5. Measurement Level = Reading Level + Correct Factor.
6. The average measurement was not performed when the peak measured data under the limit of average detection.
7. The Emission above 13GHz were not included is because their levels are too low.

Site : DEKRA Taiwan CB2-H	**Time : 2017/12/14**
Limit : FCC_SpartC_15.209_03M_AV	**Margin : 6**
Probe : CB2_FCC_EFS_B091_1-18GHz_3M_0117 - VERTICAL	**Power : AC 120V/60Hz**
EUT : ConnectCore 6 Plus	**Note : 802.11g_2437MHz**

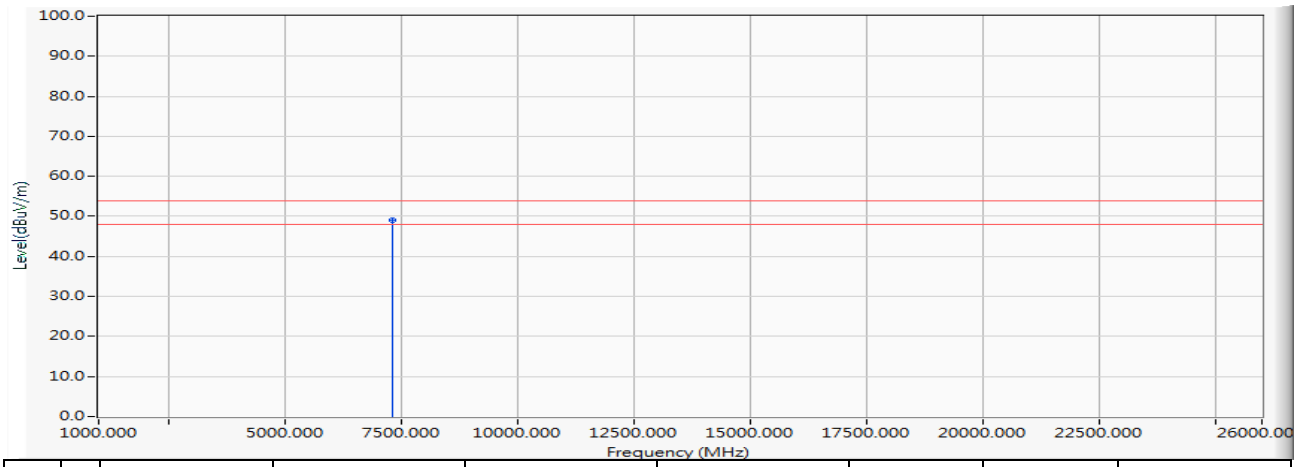

		Frequency (MHz)	Correct Factor (dB)	Reading Level (dBuV)	Measure Level (dBuV/m)	Margin (dB)	Limit (dBuV/m)	Detector Type
1	*	7311.000	7.405	41.650	49.054	-4.946	54.000	AVERAGE

Note:

1. All reading above 1GHz is performed with peak and/or average measurements as necessary.
2. Peak measurements: RBW = 1MHz, VBW = 3 MHz, Sweep: Auto.
3. Average measurements: RBW = 1MHz, VBW = 10 Hz, Sweep: Auto.
4. “ * ”, means this data is the worst emission level.
5. Measurement Level = Reading Level + Correct Factor.
6. The average measurement was not performed when the peak measured data under the limit of average detection.
7. The Emission above 13GHz were not included is because their levels are too low.

Site : DEKRA Taiwan CB2-H	**Time : 2017/12/19**
Limit : FCC_SpartC_15.209_03M_PK	**Margin : 6**
Probe : CB2_FCC_EFS_B091_1-18GHz_3M_0117 - HORIZONTAL	**Power : AC 120V/60Hz**
EUT : ConnectCore 6 Plus	**Note : 802.11g_2462MHz**

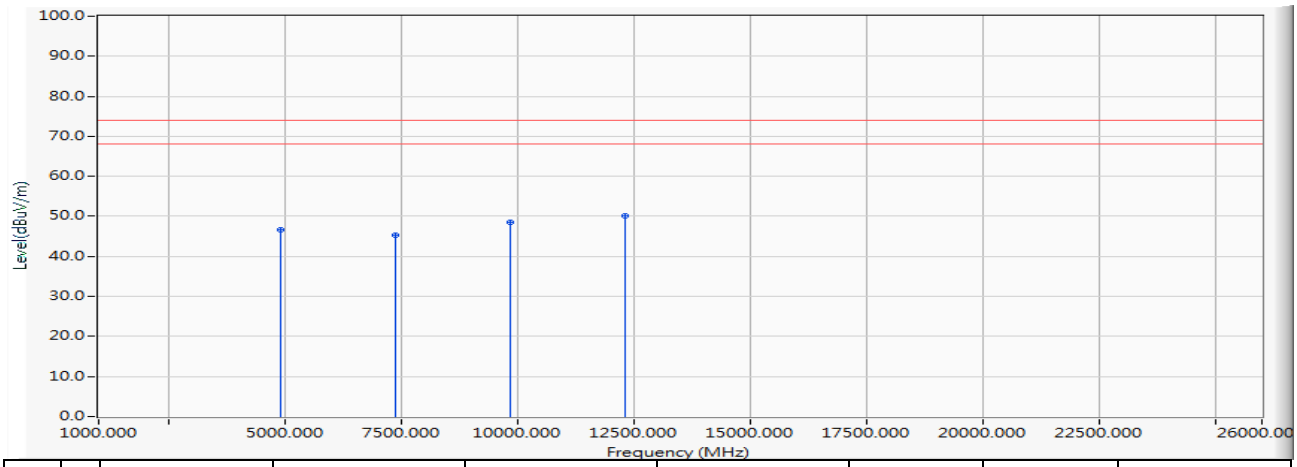

		Frequency (MHz)	Correct Factor (dB)	Reading Level (dBuV)	Measure Level (dBuV/m)	Margin (dB)	Limit (dBuV/m)	Detector Type
1		4924.000	-0.076	46.630	46.554	-27.446	74.000	PEAK
2		7386.000	7.675	37.630	45.304	-28.696	74.000	PEAK
3		9848.000	12.989	35.440	48.429	-25.571	74.000	PEAK
4	*	12310.000	15.096	35.060	50.156	-23.844	74.000	PEAK

Note:

1. All reading above 1GHz is performed with peak and/or average measurements as necessary.
2. Peak measurements: RBW = 1MHz, VBW = 3 MHz, Sweep: Auto.
3. Average measurements: RBW = 1MHz, VBW = 10 Hz, Sweep: Auto.
4. “ * ”, means this data is the worst emission level.
5. Measurement Level = Reading Level + Correct Factor.
6. The average measurement was not performed when the peak measured data under the limit of average detection.
7. The Emission above 13GHz were not included is because their levels are too low.

Site : DEKRA Taiwan CB2-H	**Time : 2017/12/19**
Limit : FCC_SpartC_15.209_03M_PK	**Margin : 6**
Probe : CB2_FCC_EFS_B091_1-18GHz_3M_0117 - VERTICAL	**Power : AC 120V/60Hz**
EUT : ConnectCore 6 Plus	**Note : 802.11g_2462MHz**

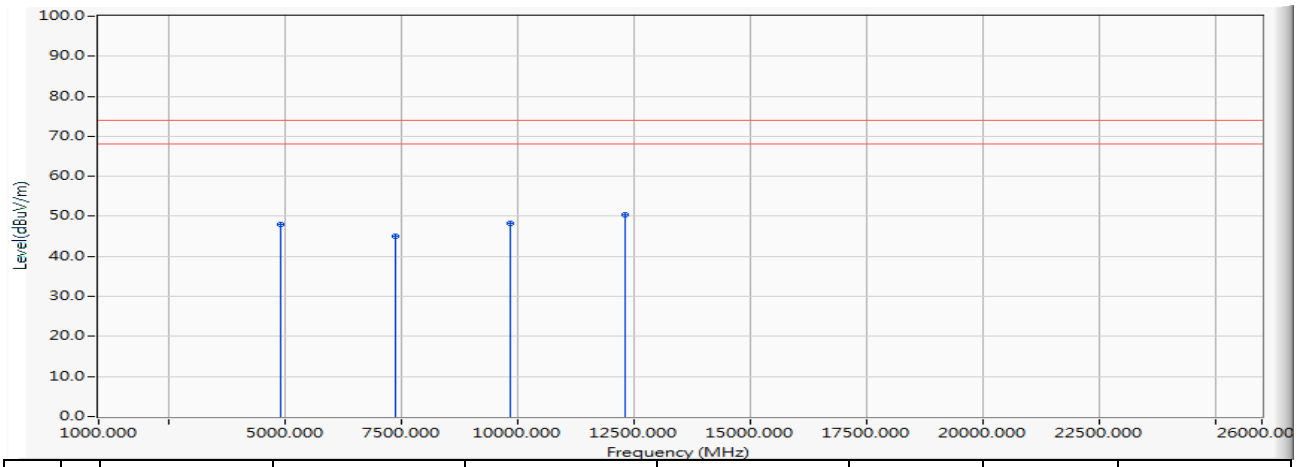

		Frequency (MHz)	Correct Factor (dB)	Reading Level (dBuV)	Measure Level (dBuV/m)	Margin (dB)	Limit (dBuV/m)	Detector Type
1		4924.000	-0.076	48.040	47.964	-26.036	74.000	PEAK
2		7386.000	7.675	37.350	45.024	-28.976	74.000	PEAK
3		9848.000	12.989	35.300	48.289	-25.711	74.000	PEAK
4	*	12310.000	15.096	35.360	50.456	-23.544	74.000	PEAK

Note:

1. All reading above 1GHz is performed with peak and/or average measurements as necessary.
2. Peak measurements: RBW = 1MHz, VBW = 3 MHz, Sweep: Auto.
3. Average measurements: RBW = 1MHz, VBW = 10 Hz, Sweep: Auto.
4. “ * ”, means this data is the worst emission level.
5. Measurement Level = Reading Level + Correct Factor.
6. The average measurement was not performed when the peak measured data under the limit of average detection.
7. The Emission above 13GHz were not included is because their levels are too low.

Site : DEKRA Taiwan CB2-H	**Time : 2017/12/19**
Limit : FCC_SpartC_15.209_03M_PK	**Margin : 6**
Probe : CB2_FCC_EFS_B091_1-18GHz_3M_0117 - HORIZONTAL	**Power : AC 120V/60Hz**
EUT : ConnectCore 6 Plus	**Note : 802.11n(20M)_2412MHz**

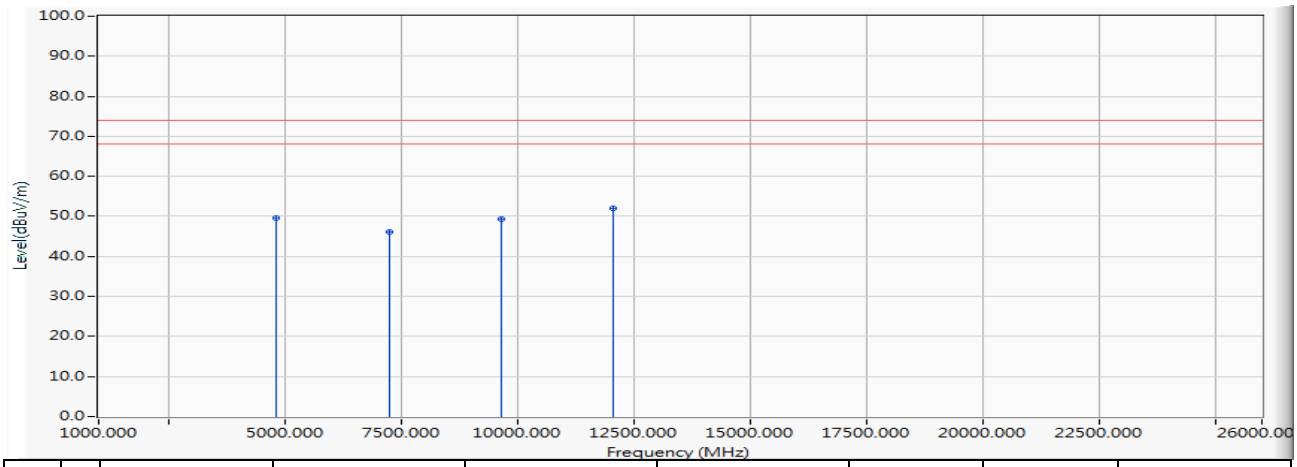

		Frequency (MHz)	Correct Factor (dB)	Reading Level (dBuV)	Measure Level (dBuV/m)	Margin (dB)	Limit (dBuV/m)	Detector Type
1		4824.000	-0.219	49.840	49.621	-24.379	74.000	PEAK
2		7236.000	7.127	38.920	46.047	-27.953	74.000	PEAK
3		9648.000	12.587	36.640	49.227	-24.773	74.000	PEAK
4	*	12060.000	15.339	36.660	51.998	-22.002	74.000	PEAK

Note:

1. All reading above 1GHz is performed with peak and/or average measurements as necessary.
2. Peak measurements: RBW = 1MHz, VBW = 3 MHz, Sweep: Auto.
3. Average measurements: RBW = 1MHz, VBW = 10 Hz, Sweep: Auto.
4. “ * ”, means this data is the worst emission level.
5. Measurement Level = Reading Level + Correct Factor.
6. The average measurement was not performed when the peak measured data under the limit of average detection.
7. The Emission above 13GHz were not included is because their levels are too low.

Site : DEKRA Taiwan CB2-H	**Time : 2017/12/19**
Limit : FCC_SpartC_15.209_03M_PK	**Margin : 6**
Probe : CB2_FCC_EFS_B091_1-18GHz_3M_0117 - VERTICAL	**Power : AC 120V/60Hz**
EUT : ConnectCore 6 Plus	**Note : 802.11n(20M)_2412MHz**

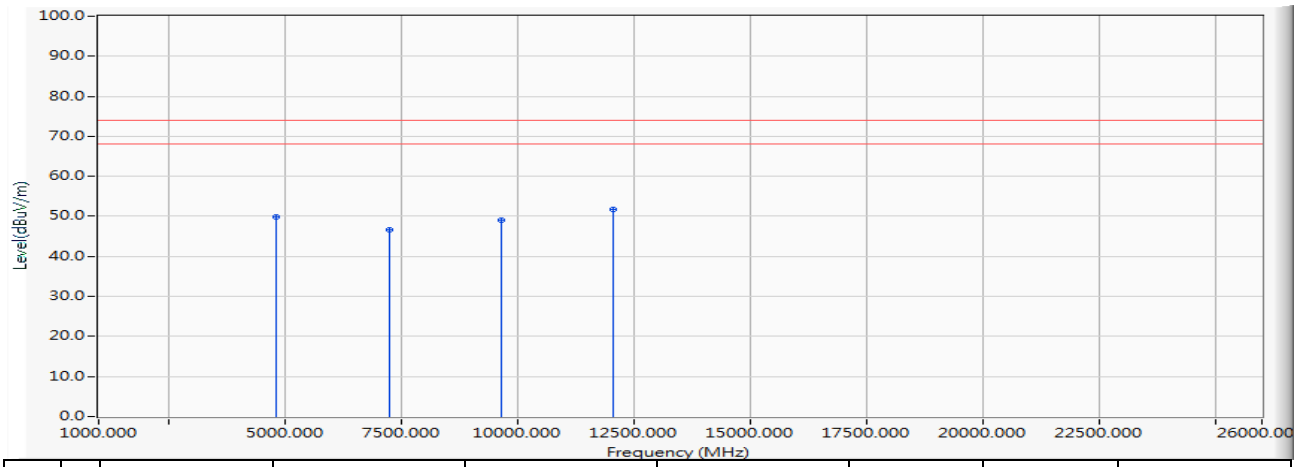

		Frequency (MHz)	Correct Factor (dB)	Reading Level (dBuV)	Measure Level (dBuV/m)	Margin (dB)	Limit (dBuV/m)	Detector Type
1		4824.000	-0.219	50.020	49.801	-24.199	74.000	PEAK
2		7236.000	7.127	39.420	46.547	-27.453	74.000	PEAK
3		9648.000	12.587	36.350	48.937	-25.063	74.000	PEAK
4	*	12060.000	15.339	36.360	51.698	-22.302	74.000	PEAK

Note:

1. All reading above 1GHz is performed with peak and/or average measurements as necessary.
2. Peak measurements: RBW = 1MHz, VBW = 3 MHz, Sweep: Auto.
3. Average measurements: RBW = 1MHz, VBW = 10 Hz, Sweep: Auto.
4. “ * ”, means this data is the worst emission level.
5. Measurement Level = Reading Level + Correct Factor.
6. The average measurement was not performed when the peak measured data under the limit of average detection.
7. The Emission above 13GHz were not included is because their levels are too low.

Site : DEKRA Taiwan CB2-H	**Time : 2017/12/19**
Limit : FCC_SpartC_15.209_03M_PK	**Margin : 6**
Probe : CB2_FCC_EFS_B091_1-18GHz_3M_0117 - HORIZONTAL	**Power : AC 120V/60Hz**
EUT : ConnectCore 6 Plus	**Note : 802.11n(20M)_2437MHz**

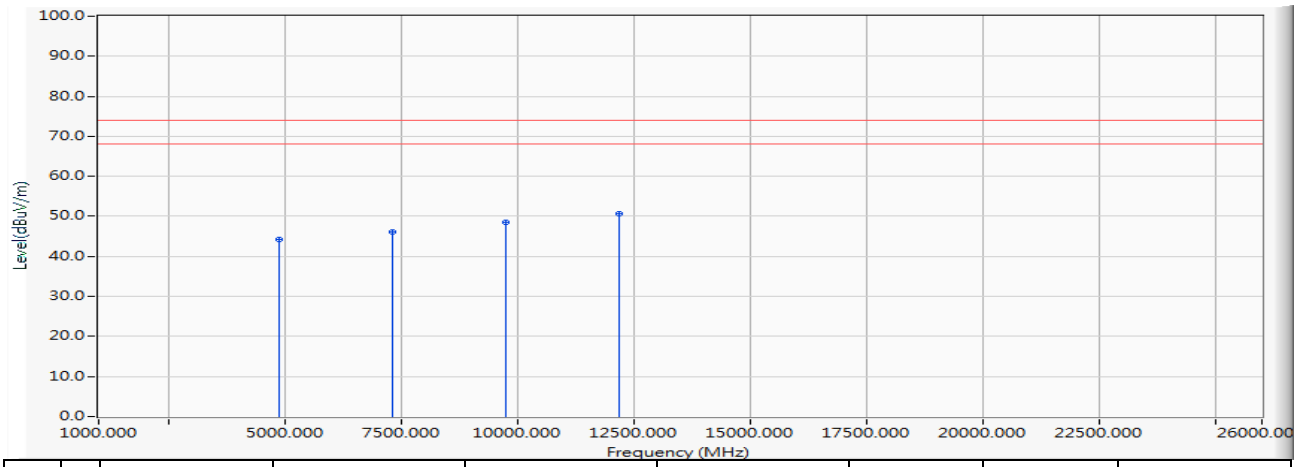

		Frequency (MHz)	Correct Factor (dB)	Reading Level (dBuV)	Measure Level (dBuV/m)	Margin (dB)	Limit (dBuV/m)	Detector Type
1		4874.000	-0.140	44.310	44.169	-29.831	74.000	PEAK
2		7311.000	7.405	38.650	46.054	-27.946	74.000	PEAK
3		9748.000	12.853	35.740	48.593	-25.407	74.000	PEAK
4	*	12185.000	14.904	35.740	50.644	-23.356	74.000	PEAK

Note:

1. All reading above 1GHz is performed with peak and/or average measurements as necessary.
2. Peak measurements: RBW = 1MHz, VBW = 3 MHz, Sweep: Auto.
3. Average measurements: RBW = 1MHz, VBW = 10 Hz, Sweep: Auto.
4. “ * ”, means this data is the worst emission level.
5. Measurement Level = Reading Level + Correct Factor.
6. The average measurement was not performed when the peak measured data under the limit of average detection.
7. The Emission above 13GHz were not included is because their levels are too low.

Site : DEKRA Taiwan CB2-H	**Time : 2017/12/19**
Limit : FCC_SpartC_15.209_03M_PK	**Margin : 6**
Probe : CB2_FCC_EFS_B091_1-18GHz_3M_0117 - VERTICAL	**Power : AC 120V/60Hz**
EUT : ConnectCore 6 Plus	**Note : 802.11n(20M)_2437MHz**

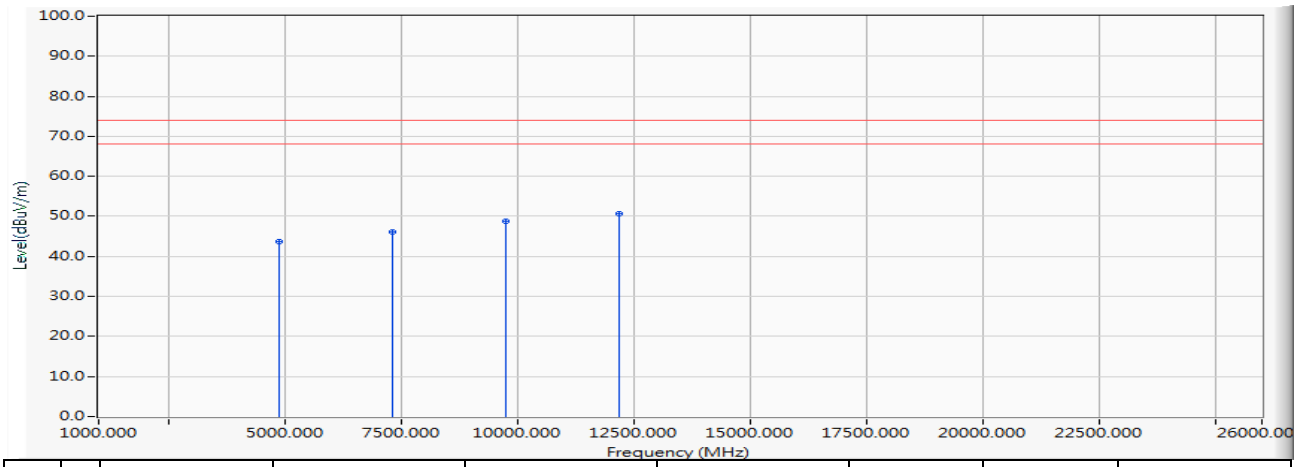

		Frequency (MHz)	Correct Factor (dB)	Reading Level (dBuV)	Measure Level (dBuV/m)	Margin (dB)	Limit (dBuV/m)	Detector Type
1		4874.000	-0.140	43.730	43.589	-30.411	74.000	PEAK
2		7311.000	7.405	38.590	45.994	-28.006	74.000	PEAK
3		9748.000	12.853	35.840	48.693	-25.307	74.000	PEAK
4	*	12185.000	14.904	35.870	50.774	-23.226	74.000	PEAK

Note:

1. All reading above 1GHz is performed with peak and/or average measurements as necessary.
2. Peak measurements: RBW = 1MHz, VBW = 3 MHz, Sweep: Auto.
3. Average measurements: RBW = 1MHz, VBW = 10 Hz, Sweep: Auto.
4. “ * ”, means this data is the worst emission level.
5. Measurement Level = Reading Level + Correct Factor.
6. The average measurement was not performed when the peak measured data under the limit of average detection.
7. The Emission above 13GHz were not included is because their levels are too low.

Site : DEKRA Taiwan CB2-H	**Time : 2017/12/19**
Limit : FCC_SpartC_15.209_03M_PK	**Margin : 6**
Probe : CB2_FCC_EFS_B091_1-18GHz_3M_0117 - HORIZONTAL	**Power : AC 120V/60Hz**
EUT : ConnectCore 6 Plus	**Note : 802.11n(20M)_2462MHz**

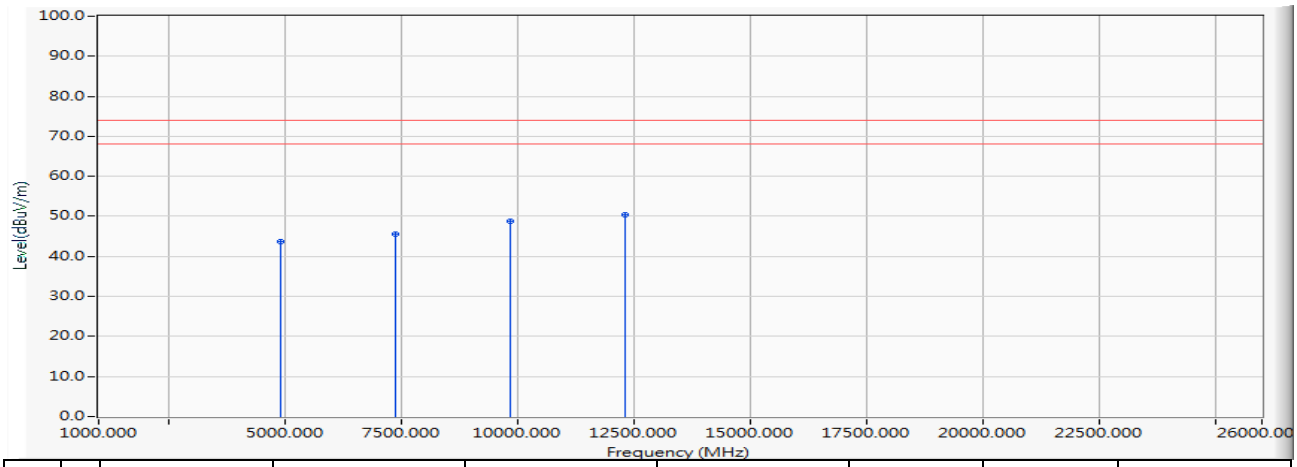

		Frequency (MHz)	Correct Factor (dB)	Reading Level (dBuV)	Measure Level (dBuV/m)	Margin (dB)	Limit (dBuV/m)	Detector Type
1		4924.000	-0.076	43.750	43.674	-30.326	74.000	PEAK
2		7386.000	7.675	37.870	45.544	-28.456	74.000	PEAK
3		9848.000	12.989	35.770	48.759	-25.241	74.000	PEAK
4	*	12310.000	15.096	35.210	50.306	-23.694	74.000	PEAK

Note:

1. All reading above 1GHz is performed with peak and/or average measurements as necessary.
2. Peak measurements: RBW = 1MHz, VBW = 3 MHz, Sweep: Auto.
3. Average measurements: RBW = 1MHz, VBW = 10 Hz, Sweep: Auto.
4. “ * ”, means this data is the worst emission level.
5. Measurement Level = Reading Level + Correct Factor.
6. The average measurement was not performed when the peak measured data under the limit of average detection.
7. The Emission above 13GHz were not included is because their levels are too low.

Site : DEKRA Taiwan CB2-H	**Time : 2017/12/19**
Limit : FCC_SpartC_15.209_03M_PK	**Margin : 6**
Probe : CB2_FCC_EFS_B091_1-18GHz_3M_0117 - VERTICAL	**Power : AC 120V/60Hz**
EUT : ConnectCore 6 Plus	**Note : 802.11n(20M)_2462MHz**

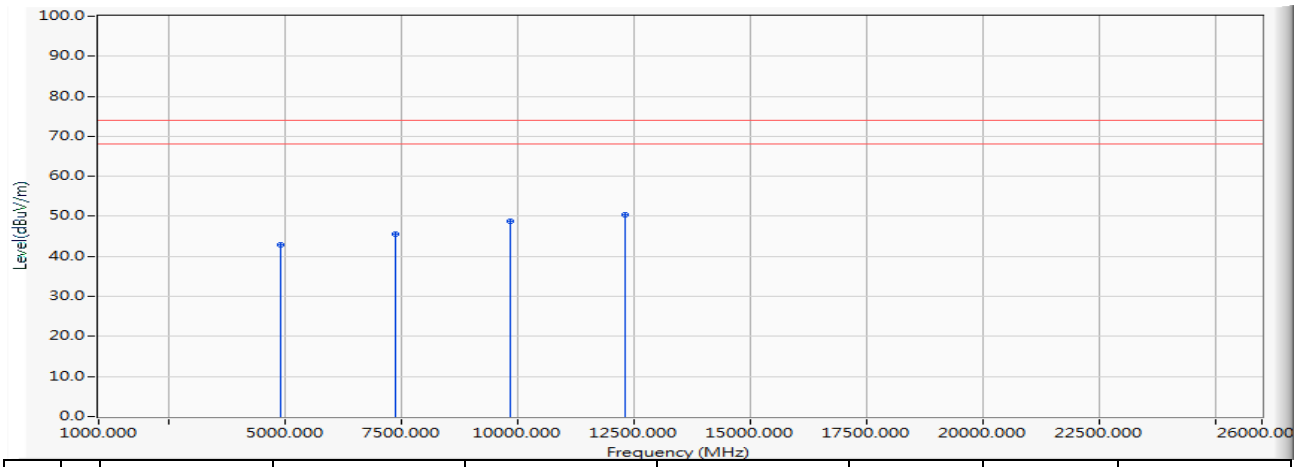

		Frequency (MHz)	Correct Factor (dB)	Reading Level (dBuV)	Measure Level (dBuV/m)	Margin (dB)	Limit (dBuV/m)	Detector Type
1		4924.000	-0.076	42.930	42.854	-31.146	74.000	PEAK
2		7386.000	7.675	37.800	45.474	-28.526	74.000	PEAK
3		9848.000	12.989	35.850	48.839	-25.161	74.000	PEAK
4	*	12310.000	15.096	35.290	50.386	-23.614	74.000	PEAK

Note:

1. All reading above 1GHz is performed with peak and/or average measurements as necessary.
2. Peak measurements: RBW = 1MHz, VBW = 3 MHz, Sweep: Auto.
3. Average measurements: RBW = 1MHz, VBW = 10 Hz, Sweep: Auto.
4. “ * ”, means this data is the worst emission level.
5. Measurement Level = Reading Level + Correct Factor.
6. The average measurement was not performed when the peak measured data under the limit of average detection.
7. The Emission above 13GHz were not included is because their levels are too low.

Site : DEKRA Taiwan CB2-H	**Time : 2017/12/19**
Limit : FCC_SpartC_15.209_03M_PK	**Margin : 6**
Probe : CB2_FCC_EFS_B091_1-18GHz_3M_0117 - HORIZONTAL	**Power : AC 120V/60Hz**
EUT : ConnectCore 6 Plus	**Note : 802.11n(40M)_2422MHz**

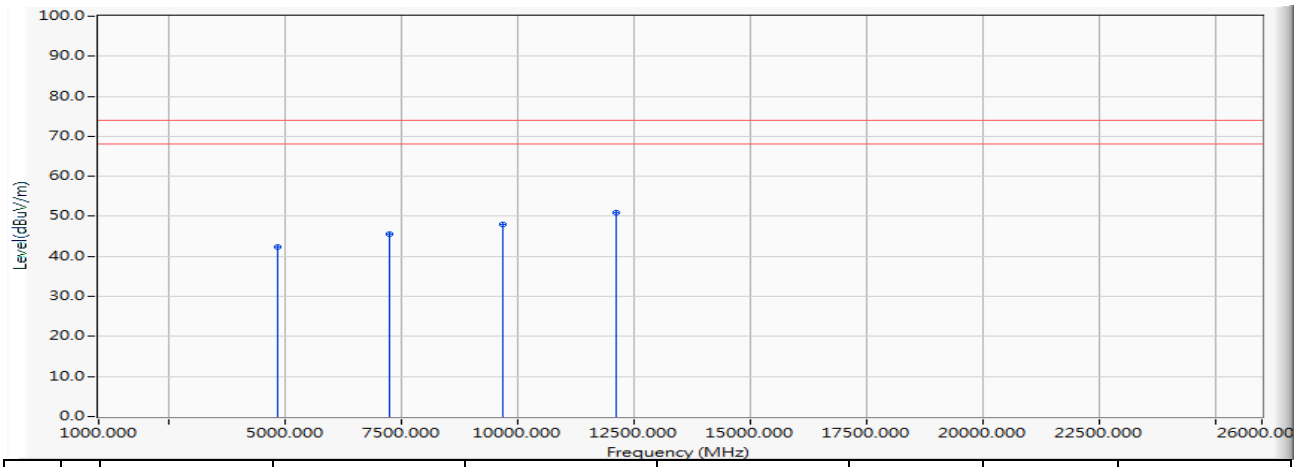

		Frequency (MHz)	Correct Factor (dB)	Reading Level (dBuV)	Measure Level (dBuV/m)	Margin (dB)	Limit (dBuV/m)	Detector Type
1		4844.000	-0.159	42.490	42.331	-31.669	74.000	PEAK
2		7266.000	7.355	38.340	45.694	-28.306	74.000	PEAK
3		9688.000	12.782	35.250	48.032	-25.968	74.000	PEAK
4	*	12110.000	15.164	35.660	50.825	-23.175	74.000	PEAK

Note:

1. All reading above 1GHz is performed with peak and/or average measurements as necessary.
2. Peak measurements: RBW = 1MHz, VBW = 3 MHz, Sweep: Auto.
3. Average measurements: RBW = 1MHz, VBW = 10 Hz, Sweep: Auto.
4. “ * ”, means this data is the worst emission level.
5. Measurement Level = Reading Level + Correct Factor.
6. The average measurement was not performed when the peak measured data under the limit of average detection.
7. The Emission above 13GHz were not included is because their levels are too low.

Site : DEKRA Taiwan CB2-H	**Time : 2017/12/19**
Limit : FCC_SpartC_15.209_03M_PK	**Margin : 6**
Probe : CB2_FCC_EFS_B091_1-18GHz_3M_0117 - VERTICAL	**Power : AC 120V/60Hz**
EUT : ConnectCore 6 Plus	**Note : 802.11n(40M)_2422MHz**

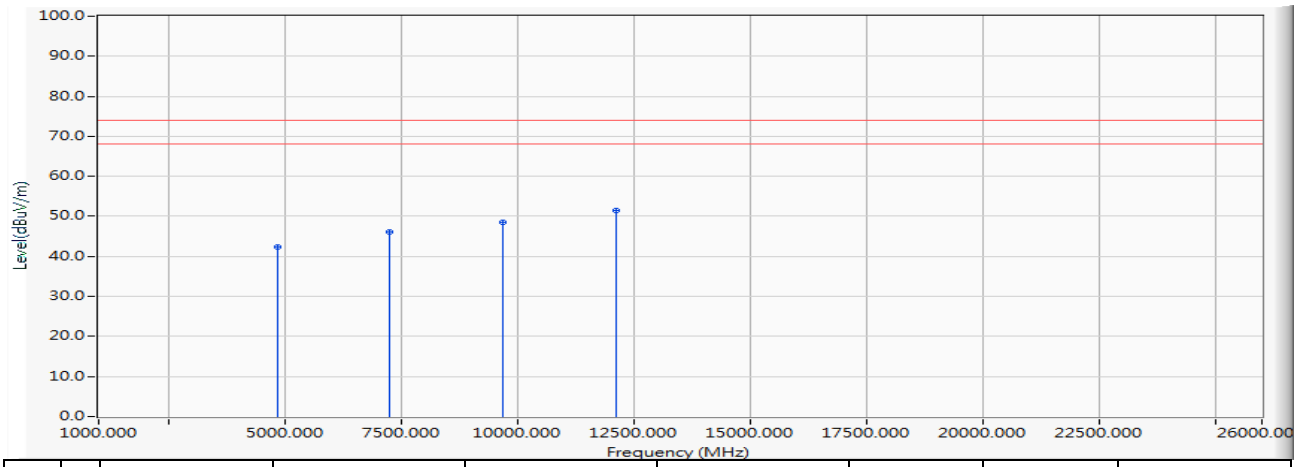

		Frequency (MHz)	Correct Factor (dB)	Reading Level (dBuV)	Measure Level (dBuV/m)	Margin (dB)	Limit (dBuV/m)	Detector Type
1		4844.000	-0.159	42.640	42.481	-31.519	74.000	PEAK
2		7266.000	7.355	38.710	46.064	-27.936	74.000	PEAK
3		9688.000	12.782	35.610	48.392	-25.608	74.000	PEAK
4	*	12110.000	15.164	36.310	51.475	-22.525	74.000	PEAK

Note:

1. All reading above 1GHz is performed with peak and/or average measurements as necessary.
2. Peak measurements: RBW = 1MHz, VBW = 3 MHz, Sweep: Auto.
3. Average measurements: RBW = 1MHz, VBW = 10 Hz, Sweep: Auto.
4. “ * ”, means this data is the worst emission level.
5. Measurement Level = Reading Level + Correct Factor.
6. The average measurement was not performed when the peak measured data under the limit of average detection.
7. The Emission above 13GHz were not included is because their levels are too low.

Site : DEKRA Taiwan CB2-H	**Time : 2017/12/19**
Limit : FCC_SpartC_15.209_03M_PK	**Margin : 6**
Probe : CB2_FCC_EFS_B091_1-18GHz_3M_0117 - HORIZONTAL	**Power : AC 120V/60Hz**
EUT : ConnectCore 6 Plus	**Note : 802.11n(40M)_2437MHz**

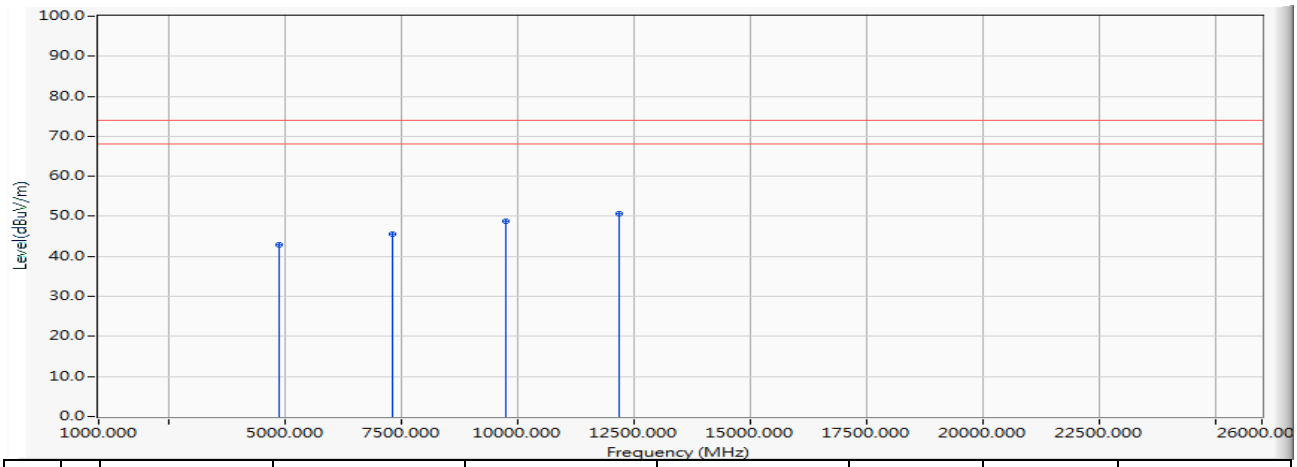

		Frequency (MHz)	Correct Factor (dB)	Reading Level (dBuV)	Measure Level (dBuV/m)	Margin (dB)	Limit (dBuV/m)	Detector Type
1		4874.000	-0.140	42.970	42.829	-31.171	74.000	PEAK
2		7311.000	7.405	38.290	45.694	-28.306	74.000	PEAK
3		9748.000	12.853	35.860	48.713	-25.287	74.000	PEAK
4	*	12185.000	14.904	35.660	50.564	-23.436	74.000	PEAK

Note:

1. All reading above 1GHz is performed with peak and/or average measurements as necessary.
2. Peak measurements: RBW = 1MHz, VBW = 3 MHz, Sweep: Auto.
3. Average measurements: RBW = 1MHz, VBW = 10 Hz, Sweep: Auto.
4. “ * ”, means this data is the worst emission level.
5. Measurement Level = Reading Level + Correct Factor.
6. The average measurement was not performed when the peak measured data under the limit of average detection.
7. The Emission above 13GHz were not included is because their levels are too low.

Site : DEKRA Taiwan CB2-H	**Time : 2017/12/19**
Limit : FCC_SpartC_15.209_03M_PK	**Margin : 6**
Probe : CB2_FCC_EFS_B091_1-18GHz_3M_0117 - VERTICAL	**Power : AC 120V/60Hz**
EUT : ConnectCore 6 Plus	**Note : 802.11n(40M)_2437MHz**

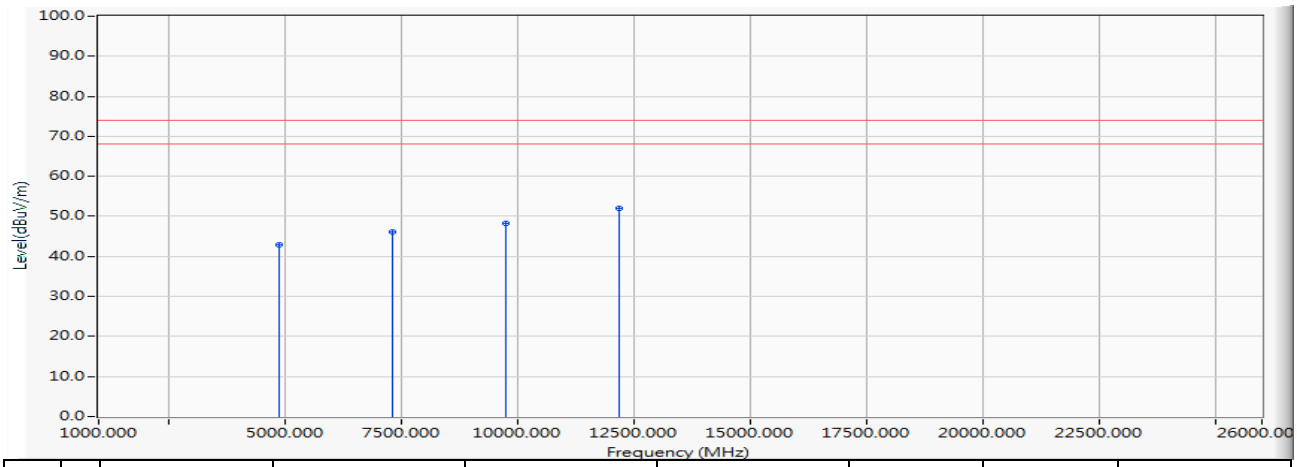

		Frequency (MHz)	Correct Factor (dB)	Reading Level (dBuV)	Measure Level (dBuV/m)	Margin (dB)	Limit (dBuV/m)	Detector Type
1		4874.000	-0.140	43.050	42.909	-31.091	74.000	PEAK
2		7311.000	7.405	38.580	45.984	-28.016	74.000	PEAK
3		9748.000	12.853	35.530	48.383	-25.617	74.000	PEAK
4	*	12185.000	14.904	37.060	51.964	-22.036	74.000	PEAK

Note:

1. All reading above 1GHz is performed with peak and/or average measurements as necessary.
2. Peak measurements: RBW = 1MHz, VBW = 3 MHz, Sweep: Auto.
3. Average measurements: RBW = 1MHz, VBW = 10 Hz, Sweep: Auto.
4. “ * ”, means this data is the worst emission level.
5. Measurement Level = Reading Level + Correct Factor.
6. The average measurement was not performed when the peak measured data under the limit of average detection.
7. The Emission above 13GHz were not included is because their levels are too low.

Site : DEKRA Taiwan CB2-H	**Time : 2017/12/19**
Limit : FCC_SpartC_15.209_03M_PK	**Margin : 6**
Probe : CB2_FCC_EFS_B091_1-18GHz_3M_0117 - HORIZONTAL	**Power : AC 120V/60Hz**
EUT : ConnectCore 6 Plus	**Note : 802.11n(40M)_2452MHz**

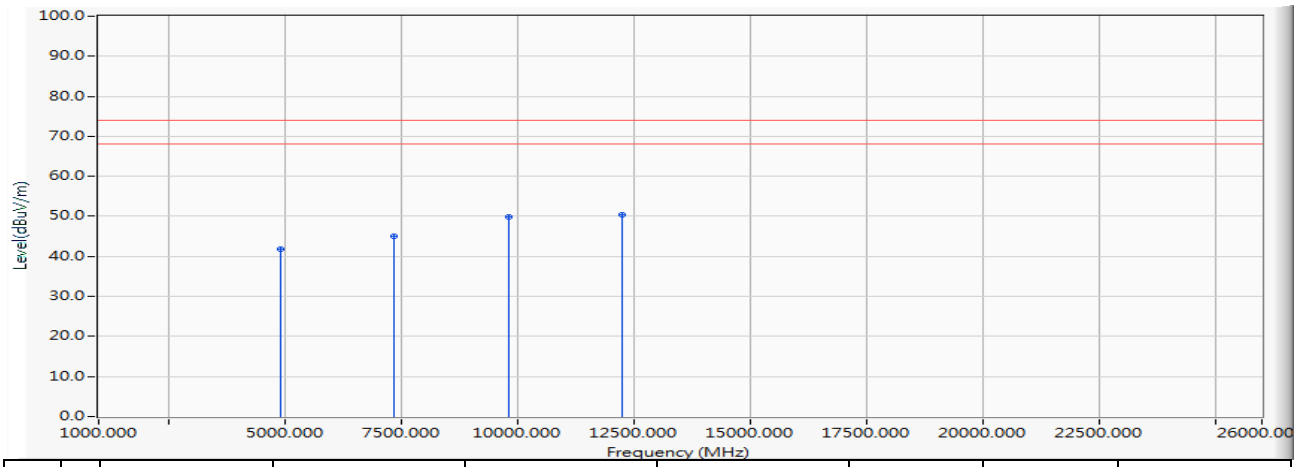

		Frequency (MHz)	Correct Factor (dB)	Reading Level (dBuV)	Measure Level (dBuV/m)	Margin (dB)	Limit (dBuV/m)	Detector Type
1		4904.000	-0.099	41.900	41.802	-32.198	74.000	PEAK
2		7356.000	7.567	37.440	45.006	-28.994	74.000	PEAK
3		9808.000	12.933	36.810	49.743	-24.257	74.000	PEAK
4	*	12260.000	14.742	35.640	50.382	-23.618	74.000	PEAK

Note:

1. All reading above 1GHz is performed with peak and/or average measurements as necessary.
2. Peak measurements: RBW = 1MHz, VBW = 3 MHz, Sweep: Auto.
3. Average measurements: RBW = 1MHz, VBW = 10 Hz, Sweep: Auto.
4. “ * ”, means this data is the worst emission level.
5. Measurement Level = Reading Level + Correct Factor.
6. The average measurement was not performed when the peak measured data under the limit of average detection.
7. The Emission above 13GHz were not included is because their levels are too low.

Site : DEKRA Taiwan CB2-H	**Time : 2017/12/19**
Limit : FCC_SpartC_15.209_03M_PK	**Margin : 6**
Probe : CB2_FCC_EFS_B091_1-18GHz_3M_0117 - VERTICAL	**Power : AC 120V/60Hz**
EUT : ConnectCore 6 Plus	**Note : 802.11n(40M)_2452MHz**

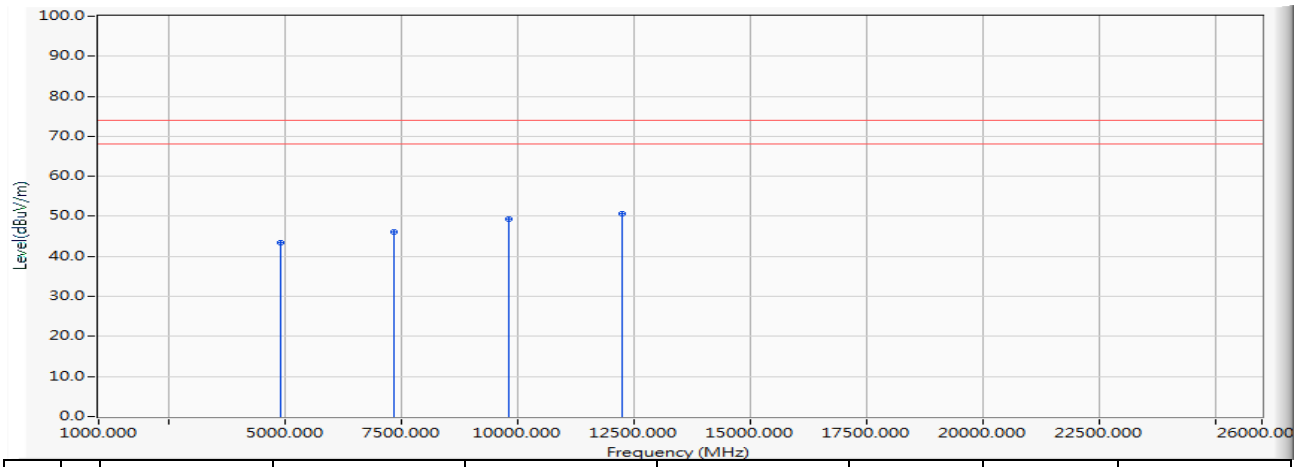

		Frequency (MHz)	Correct Factor (dB)	Reading Level (dBuV)	Measure Level (dBuV/m)	Margin (dB)	Limit (dBuV/m)	Detector Type
1		4904.000	-0.099	43.540	43.442	-30.558	74.000	PEAK
2		7356.000	7.567	38.600	46.166	-27.834	74.000	PEAK
3		9808.000	12.933	36.290	49.223	-24.777	74.000	PEAK
4	*	12260.000	14.742	35.820	50.562	-23.438	74.000	PEAK

Note:

1. All reading above 1GHz is performed with peak and/or average measurements as necessary.
2. Peak measurements: RBW = 1MHz, VBW = 3 MHz, Sweep: Auto.
3. Average measurements: RBW = 1MHz, VBW = 10 Hz, Sweep: Auto.
4. “ * ”, means this data is the worst emission level.
5. Measurement Level = Reading Level + Correct Factor.
6. The average measurement was not performed when the peak measured data under the limit of average detection.
7. The Emission above 13GHz were not included is because their levels are too low.

5. RF antenna conducted test

5.1. Test Equipment

The following test equipment are used during the test:

RF antenna conducted test / SR10-H

Instrument	Manufacturer	Model No.	Serial No.	Cal. Date	Next Cal. Date
Signal & Spectrum Analyzer	R&S	FSV40	101049	2018/01/10	2019/01/09
EXA Signal Analyzer	Keysight	N9010A	MY51440132	2017/03/13	2018/03/12

5.2. Test Setup

RF Antenna Conducted Measurement:

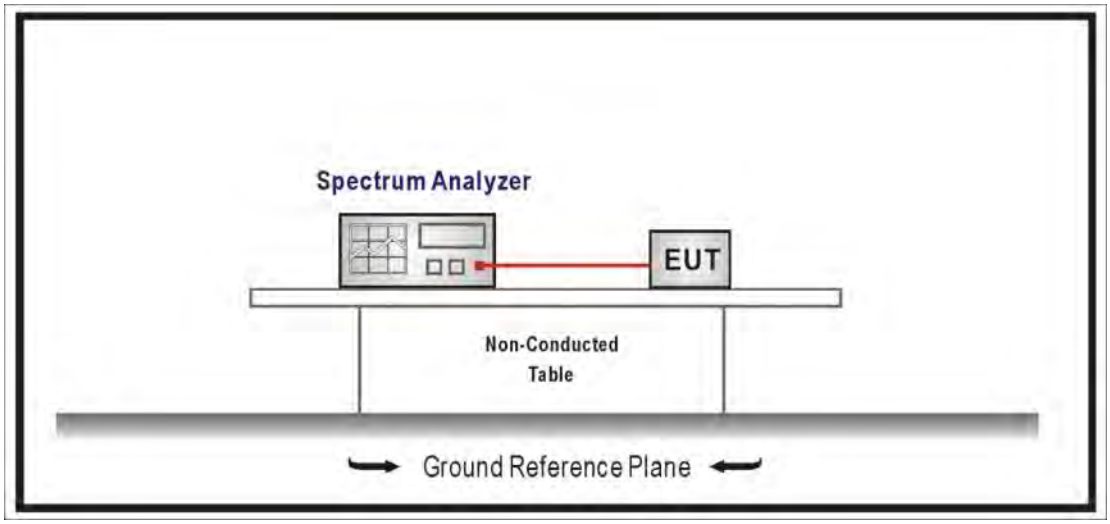

5.3. Limits

In any 100 kHz bandwidth outside the frequency band in which the spread spectrum intentional radiator is operating, the radio frequency power that is produced by the intentional radiator shall be at least 20 dB below that in the 100 kHz bandwidth within the band that contains the highest level of the desired power, based on an RF conducted or radiated measurement. Attenuation below the general limits specified in Section 15.209(a) is not required. In addition, radiated emissions which fall in the restricted bands, as defined in Section 15.205(a), must also comply with the radiated emission limits specified in Section 15.209(a) (see Section 15.205(c)).

5.4. Test Procedure

The EUT was setup according to ANSI C63.10: 2013 and tested according to DTS test procedure section 11.2 of KDB558074 D01V04 for compliance to FCC 47CFR 15.247 requirements. Set RBW = 100 kHz, Set VBW> RBW, scan up through 10th harmonic.

5.5. Test Specification

According to FCC Part 15 Subpart C Paragraph 15.247 and RSS-247.

5.6. Uncertainty

Conducted is defined as ± 1.27dB

5.7. Test Result

Product	ConnectCore 6 Plus		
Test Item	RF antenna conducted test		
Test Mode	Mode 1: Transmit Mode		
Date of Test	2018/01/06	Test Site	SR10-H

IEEE 802.11b (ANT 0)			
Channel	Frequency (MHz)	Measure Level (dBc)	Limit (dBc)
1	2412	30.18	≧30
6	2437	63.22	≧30
11	2462	57.14	≧30

Channel 1 (2412MHz)

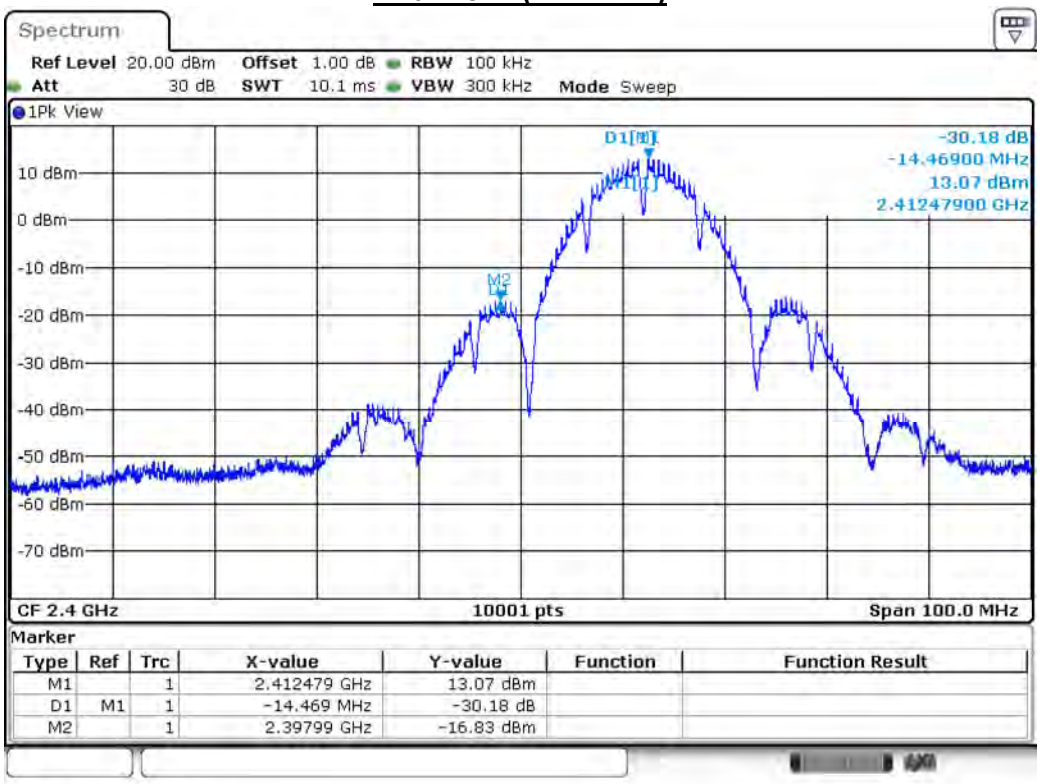

Date: 6.JAN.2018 04:25:09

Channel 6 (2437MHz)

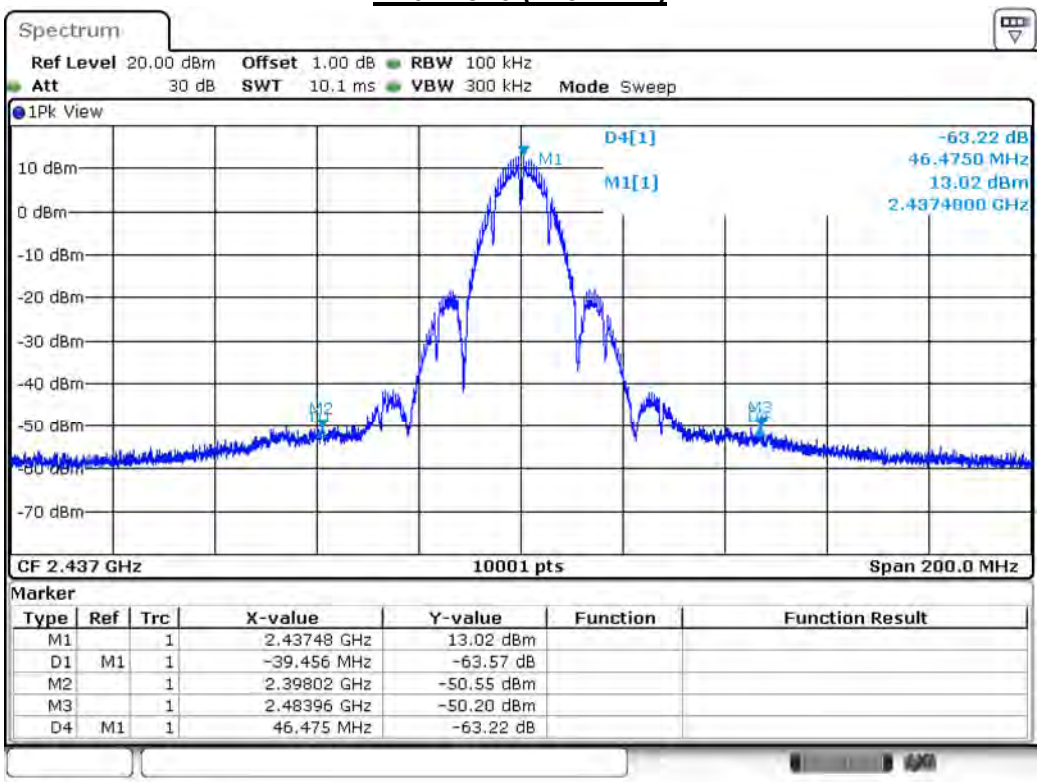

Marker

Type	Ref	Trc	X-value	Y-value	Function	Function Result
M1		1	2.43748 GHz	13.02 dBm		
D1	M1	1	-39.456 MHz	-63.57 dB		
M2		1	2.39802 GHz	-50.55 dBm		
M3		1	2.48396 GHz	-50.20 dBm		
D4	M1	1	46.475 MHz	-63.22 dB		

Date: 6.JAN.2018 04:13:08

Channel 11 (2462MHz)

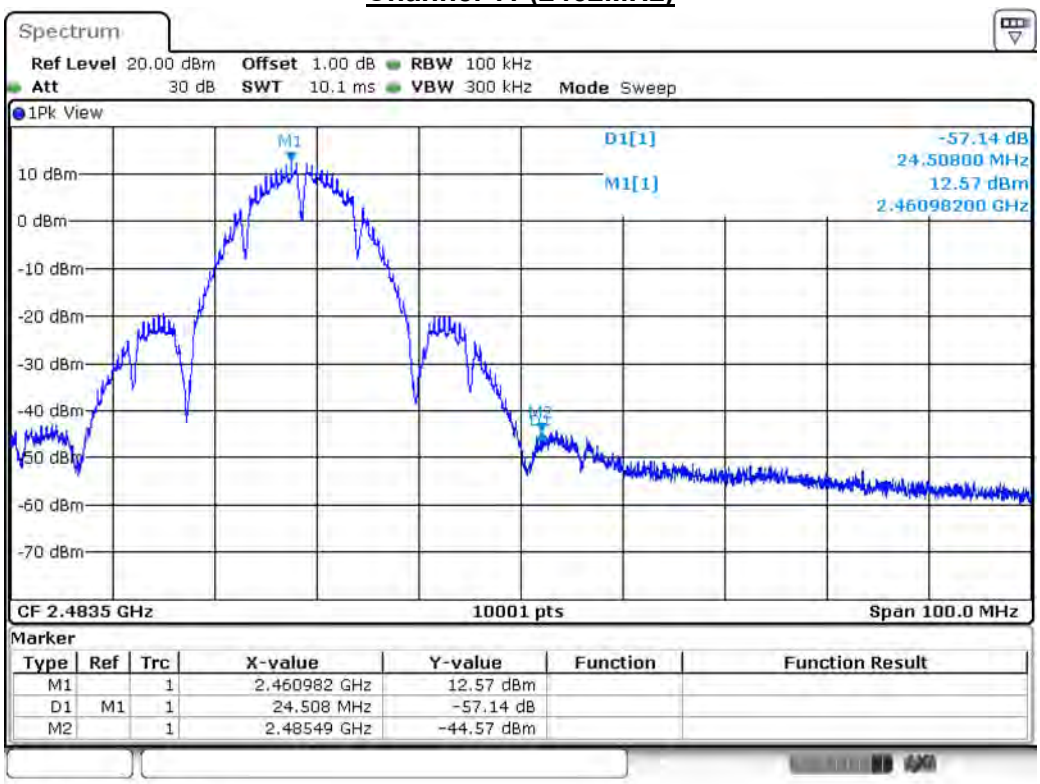

Marker

Type	Ref	Trc	X-value	Y-value	Function	Function Result
M1		1	2.460982 GHz	12.57 dBm		
D1	M1	1	24.508 MHz	-57.14 dB		
M2		1	2.48549 GHz	-44.57 dBm		

Date: 6.JAN.2018 04:35:37

Product	ConnectCore 6 Plus		
Test Item	RF antenna conducted test		
Test Mode	Mode 1: Transmit Mode		
Date of Test	2018/01/06	Test Site	SR10-H

IEEE 802.11g (ANT 0)			
Channel	Frequency (MHz)	Measure Level (dBc)	Limit (dBc)
1	2412	31.47	≧30
6	2437	49.25	≧30
11	2462	46.23	≧30

Channel 1 (2412MHz)

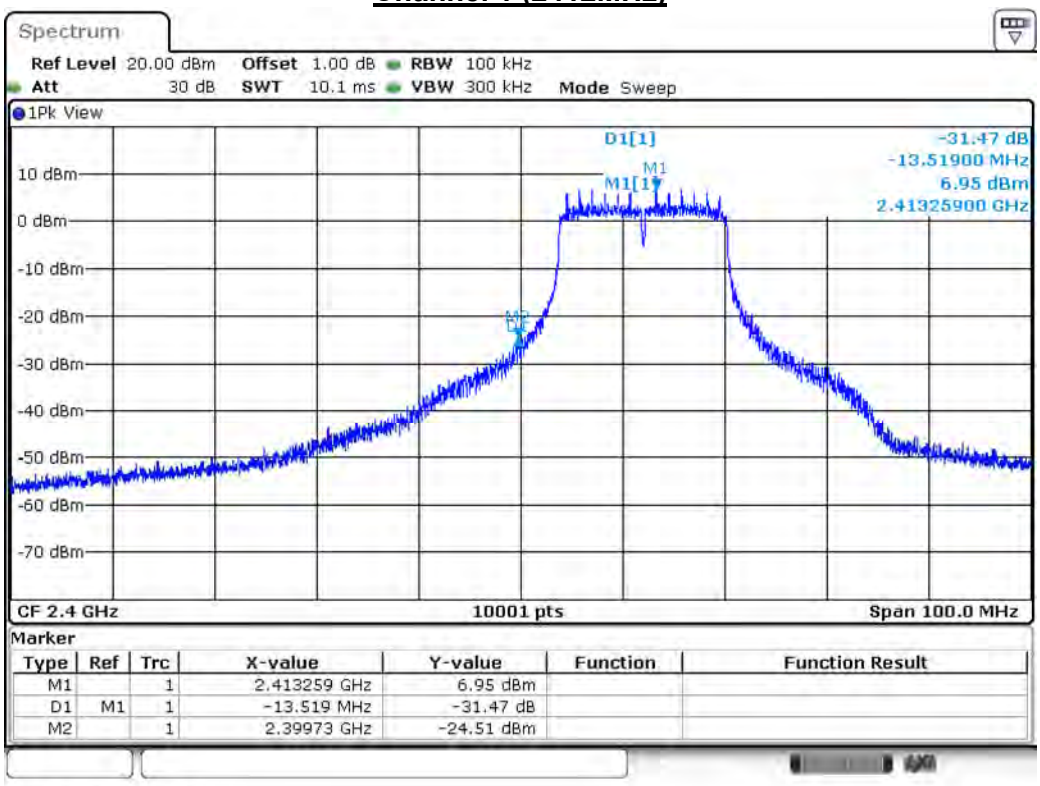

Date: 6.JAN.2018 04:26:41

Channel 6 (2437MHz)

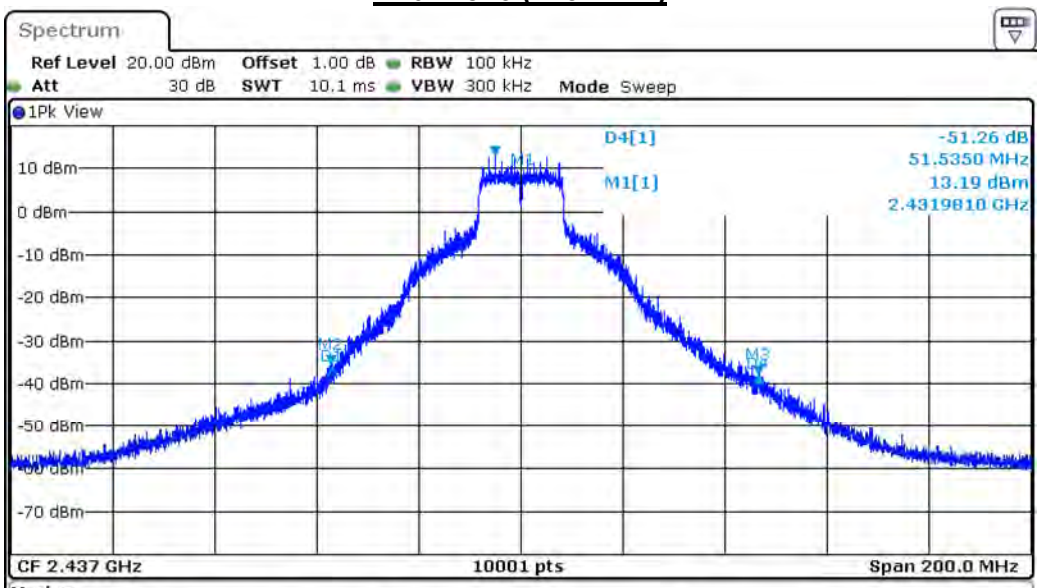

Marker

Type	Ref	Trc	X-value	Y-value	Function	Function Result
M1		1	2.431981 GHz	13.19 dBm		
D1	M1	1	-31.937 MHz	-49.25 dB		
M2		1	2.3998 GHz	-35.50 dBm		
M3		1	2.48352 GHz	-38.06 dBm		
D4	M1	1	51.535 MHz	-51.26 dB		

Date: 6.JAN.2018 04:08:03

Channel 11 (2462MHz)

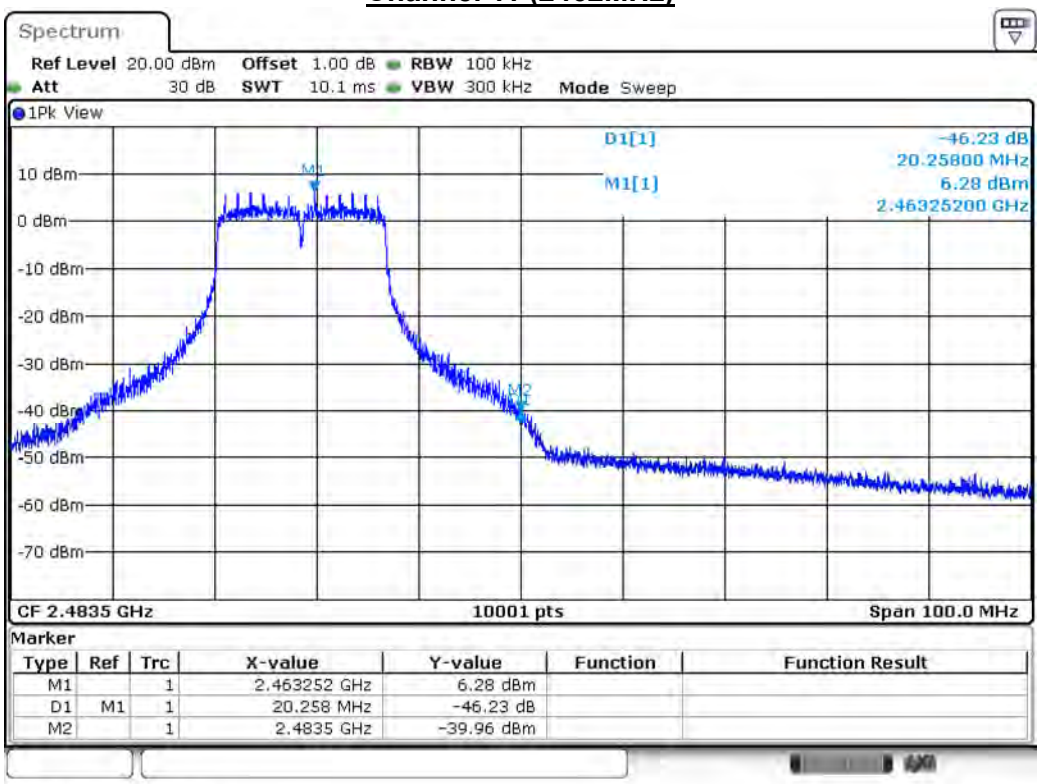

Marker

Type	Ref	Trc	X-value	Y-value	Function	Function Result
M1		1	2.463252 GHz	6.28 dBm		
D1	M1	1	20.258 MHz	-46.23 dB		
M2		1	2.4835 GHz	-39.96 dBm		

Date: 6.JAN.2018 04:37:53

Product	ConnectCore 6 Plus		
Test Item	RF antenna conducted test		
Test Mode	Mode 1: Transmit Mode		
Date of Test	2018/01/06	Test Site	SR10-H

IEEE 802.11n(20MHz) (ANT 0)			
Channel	Frequency (MHz)	Measure Level (dBc)	Limit (dBc)
1	2412	32.60	≧30
6	2437	48.17	≧30
11	2462	45.51	≧30

Channel 1 (2412MHz)

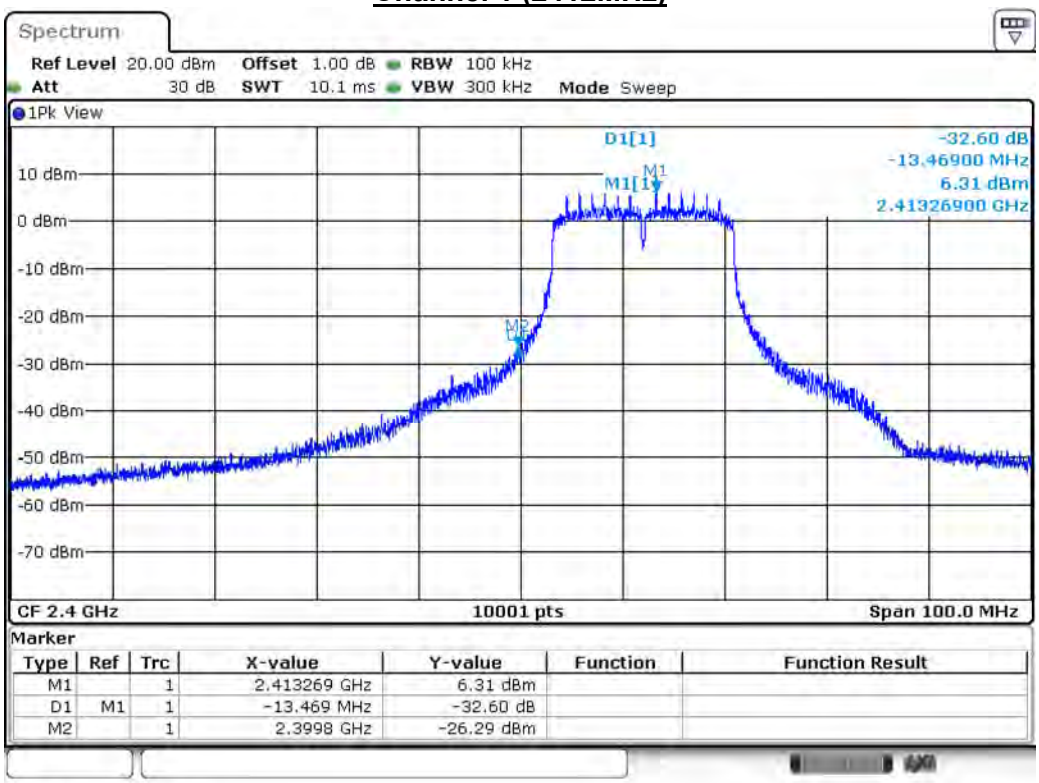

Date: 6.JAN.2018 04:28:50

Channel 6 (2437MHz)

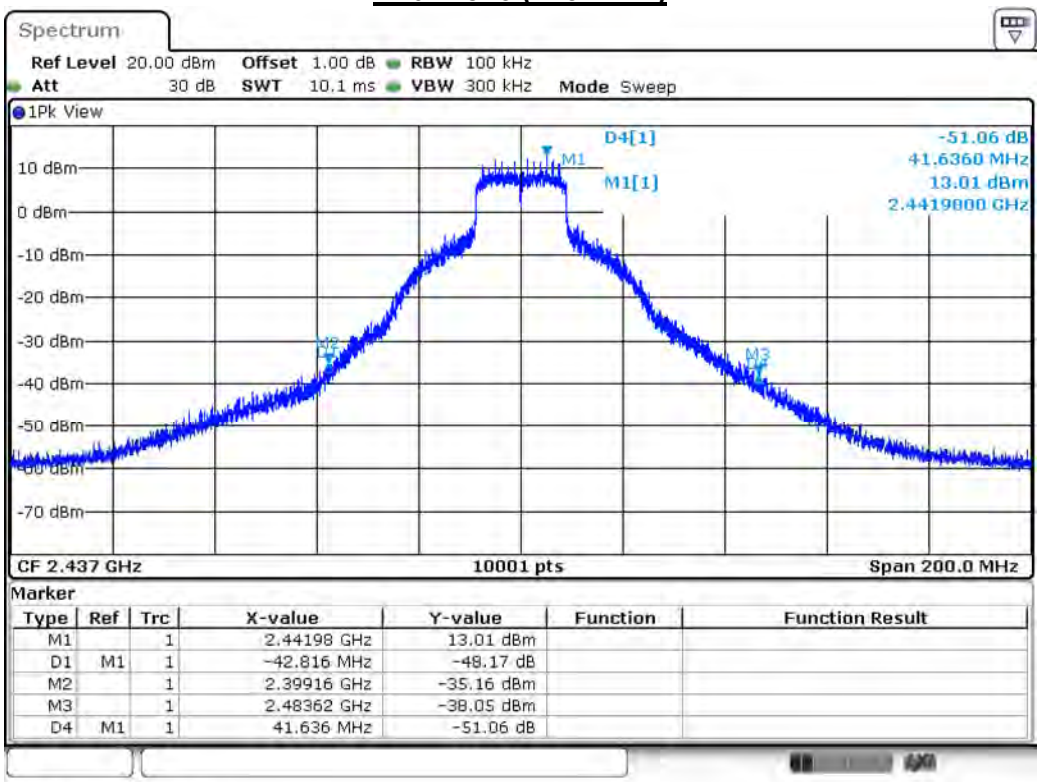

Marker

Type	Ref	Trc	X-value	Y-value	Function	Function Result
M1		1	2.44198 GHz	13.01 dBm		
D1	M1	1	-42.816 MHz	-48.17 dB		
M2		1	2.39916 GHz	-35.16 dBm		
M3		1	2.48362 GHz	-38.05 dBm		
D4	M1	1	41.636 MHz	-51.06 dB		

Date: 6.JAN.2018 04:01:29

Channel 11 (2462MHz)

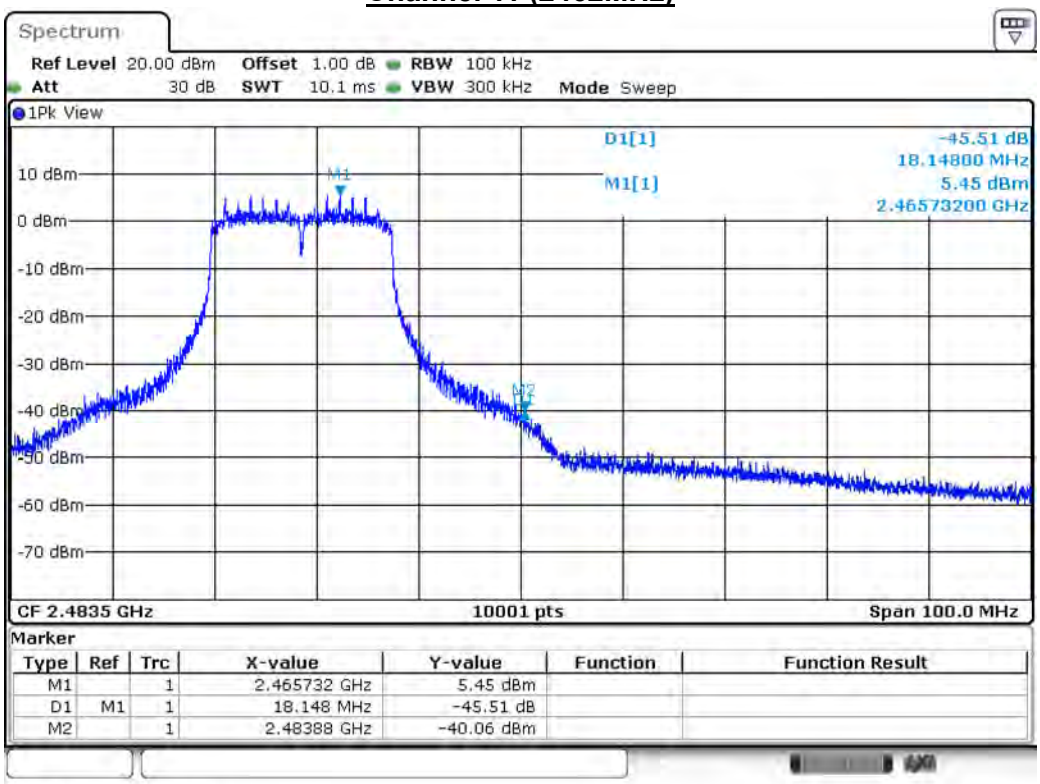

Marker

Type	Ref	Trc	X-value	Y-value	Function	Function Result
M1		1	2.465732 GHz	5.45 dBm		
D1	M1	1	18.148 MHz	-45.51 dB		
M2		1	2.48388 GHz	-40.06 dBm		

Date: 6.JAN.2018 04:34:05

Product	ConnectCore 6 Plus		
Test Item	RF antenna conducted test		
Test Mode	Mode 1: Transmit Mode		
Date of Test	2018/01/06	Test Site	SR10-H

IEEE 802.11n(40MHz) (ANT 0)			
Channel	Frequency (MHz)	Measure Level (dBc)	Limit (dBc)
3	2422	30.09	≧30
6	2437	32.95	≧30
9	2452	37.16	≧30

Channel 3 (2422MHz)

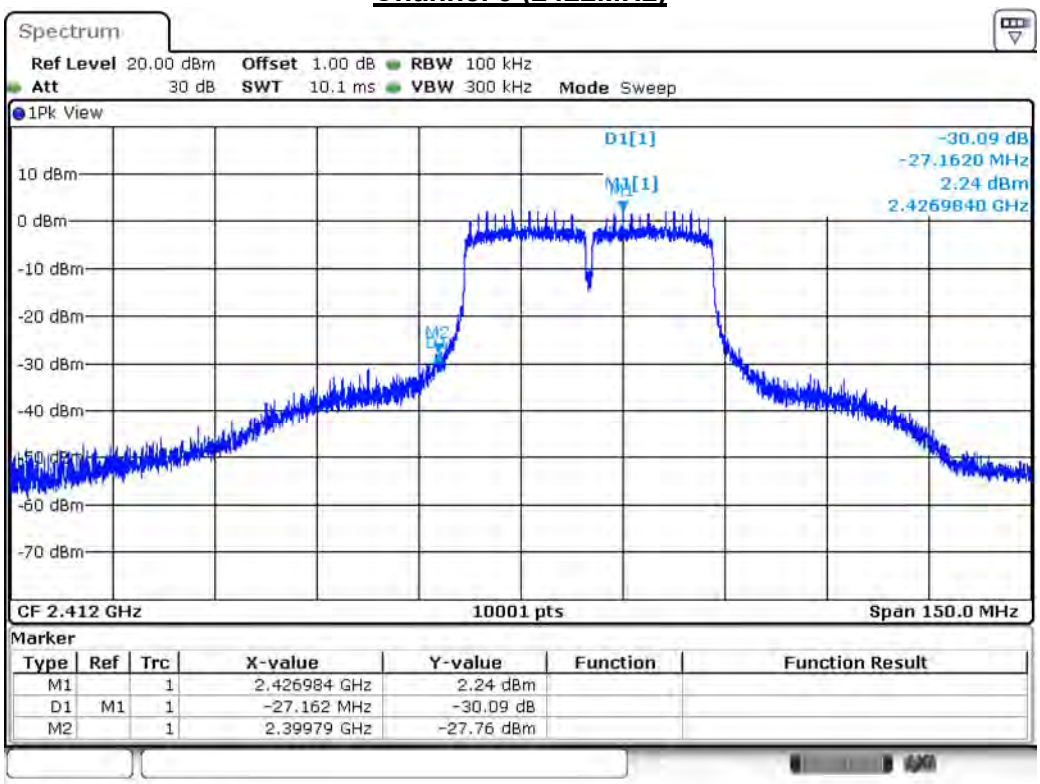

Channel 6 (2437MHz)

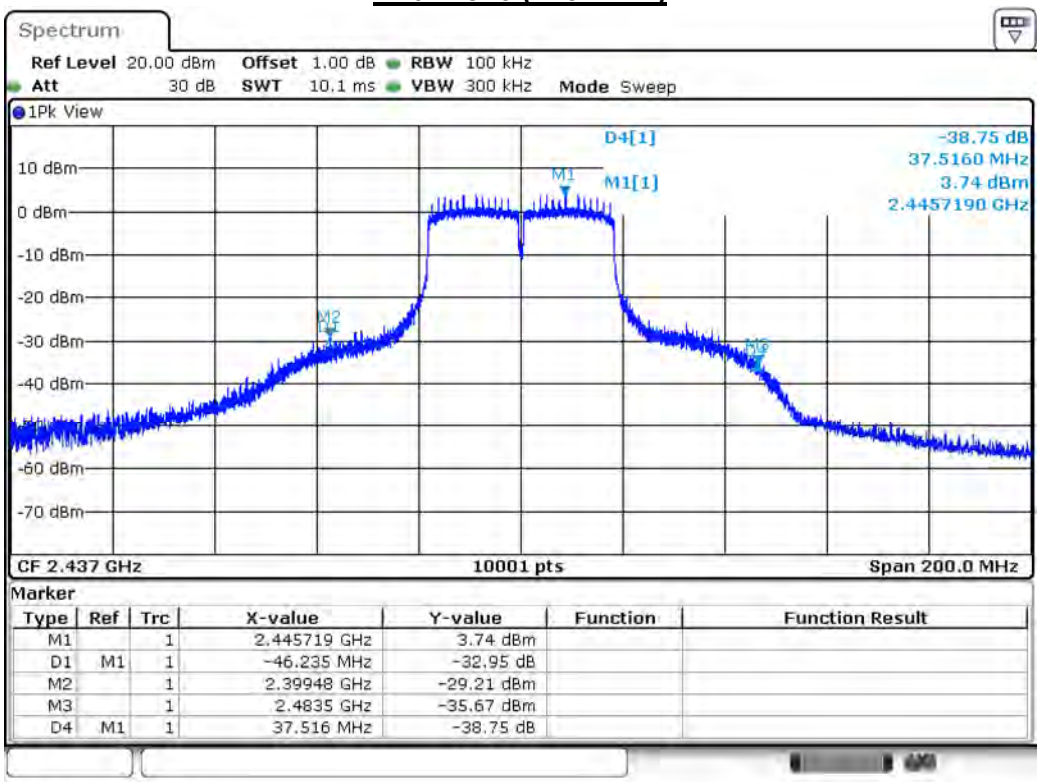

Date: 6.JAN.2018 03:53:01

Channel 9 (2452MHz)

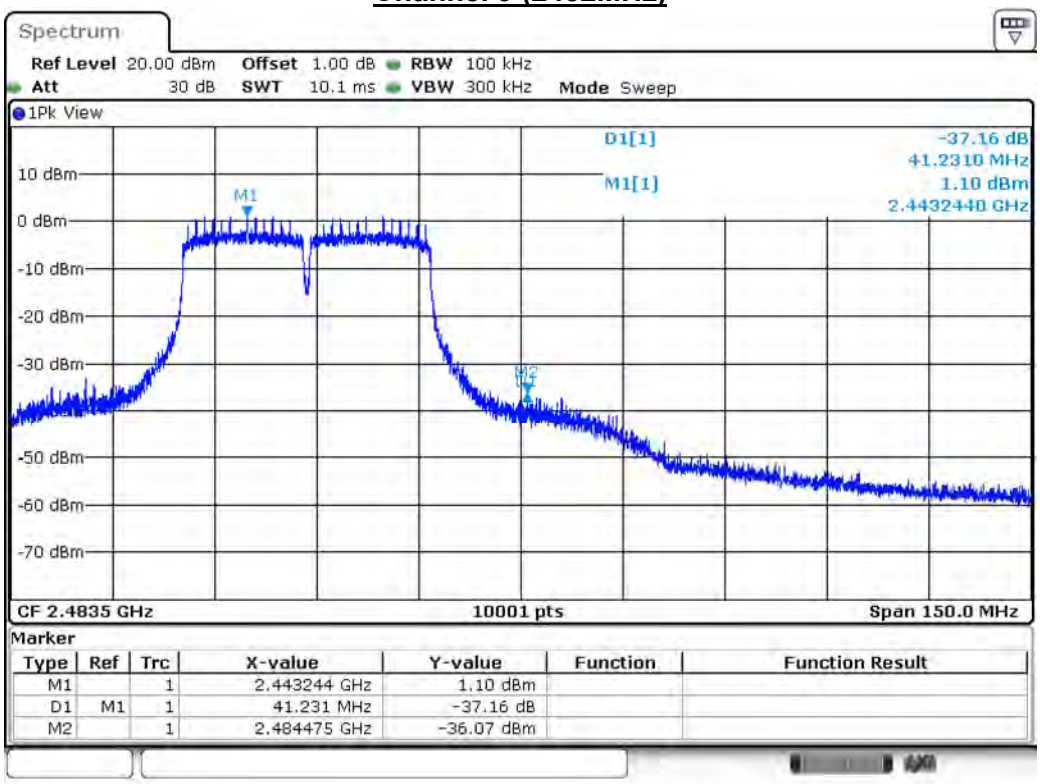

Date: 6.JAN.2018 03:43:02

Product	ConnectCore 6 Plus		
Test Item	RF antenna conducted test		
Test Mode	Mode 1: Transmit Mode		
Date of Test	2018/01/06	Test Site	SR10-H

2412MHz (30MHz-25GHz)-802.11b

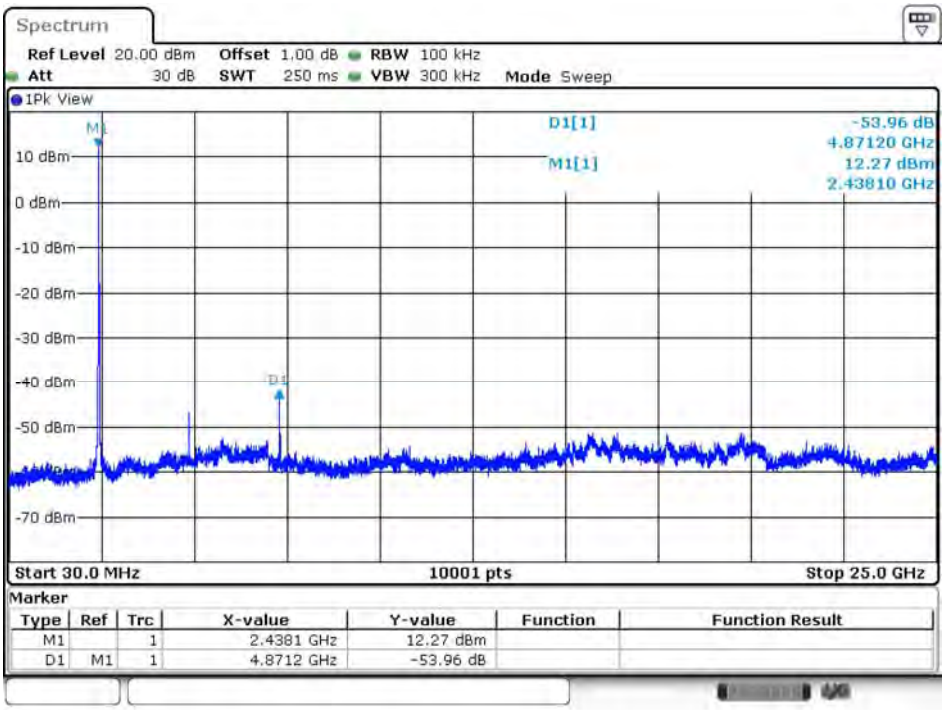

Date: 6.JAN.2018 02:50:43

2437MHz (30MHz-25GHz)-802.11b

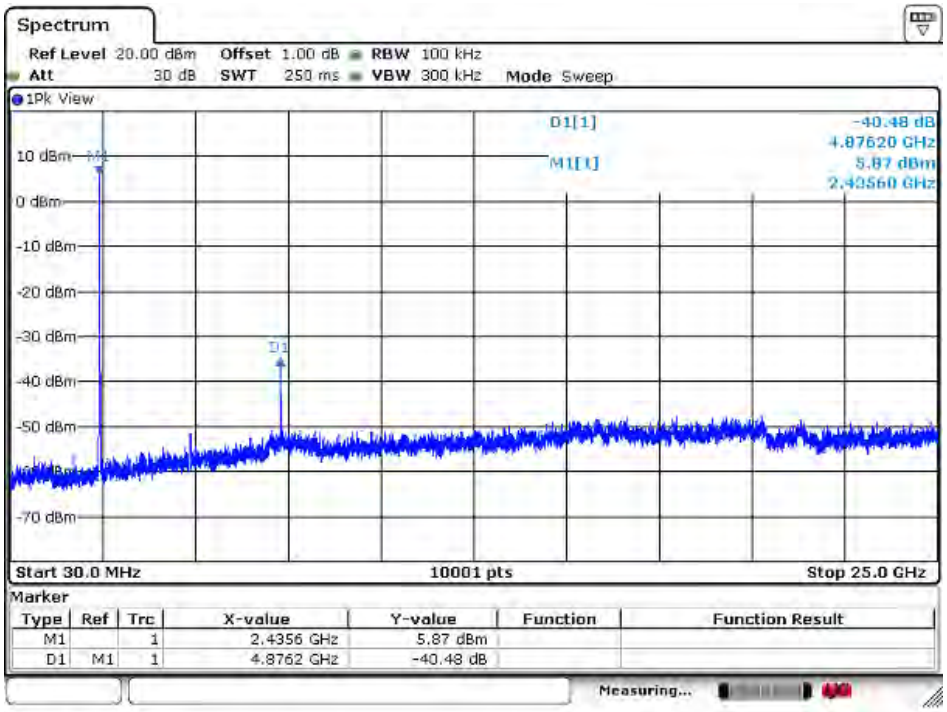

Date: 23.JAN.2018 17:32:19

2462MHz (30MHz-25GHz)-802.11b

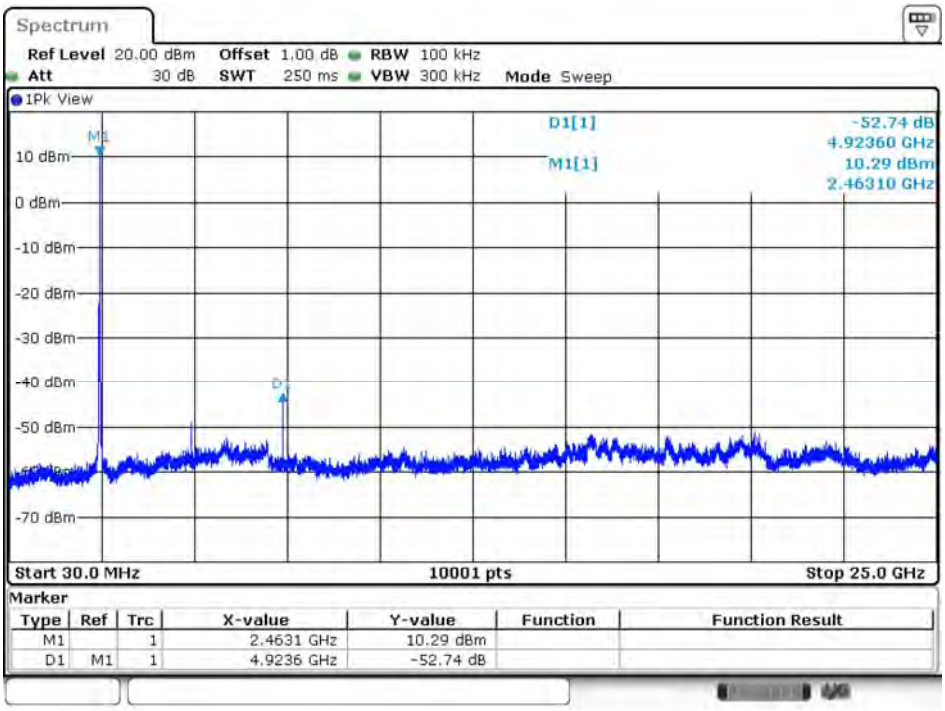

Date: 6.JAN.2018 03:02:13

2412MHz (30MHz-25GHz)-802.11g

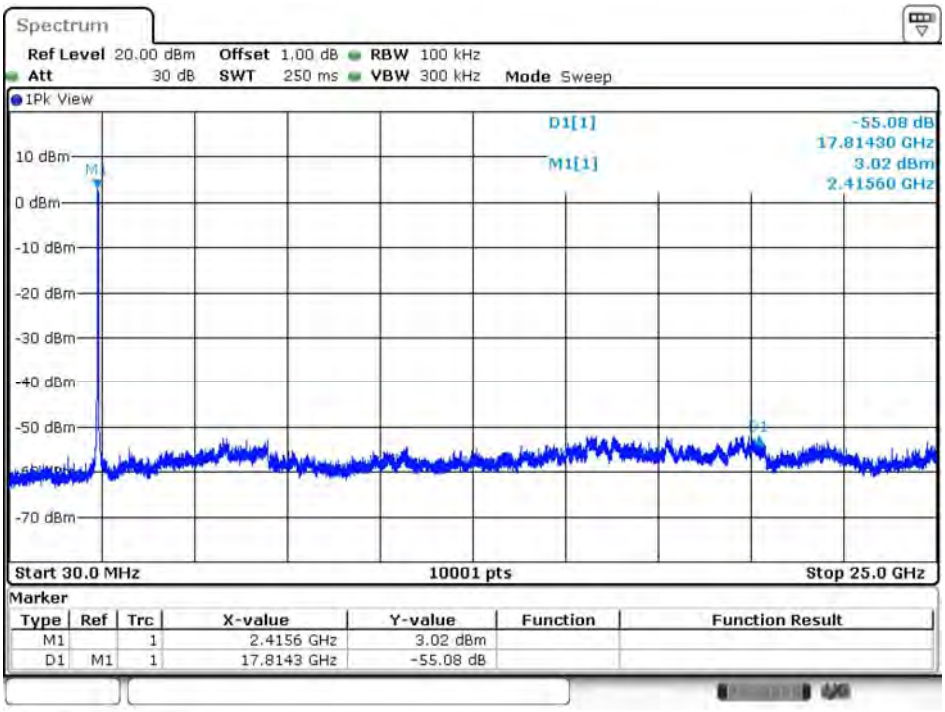

Date: 6.JAN.2018 02:43:04

2437MHz (30MHz-25GHz)-802.11g

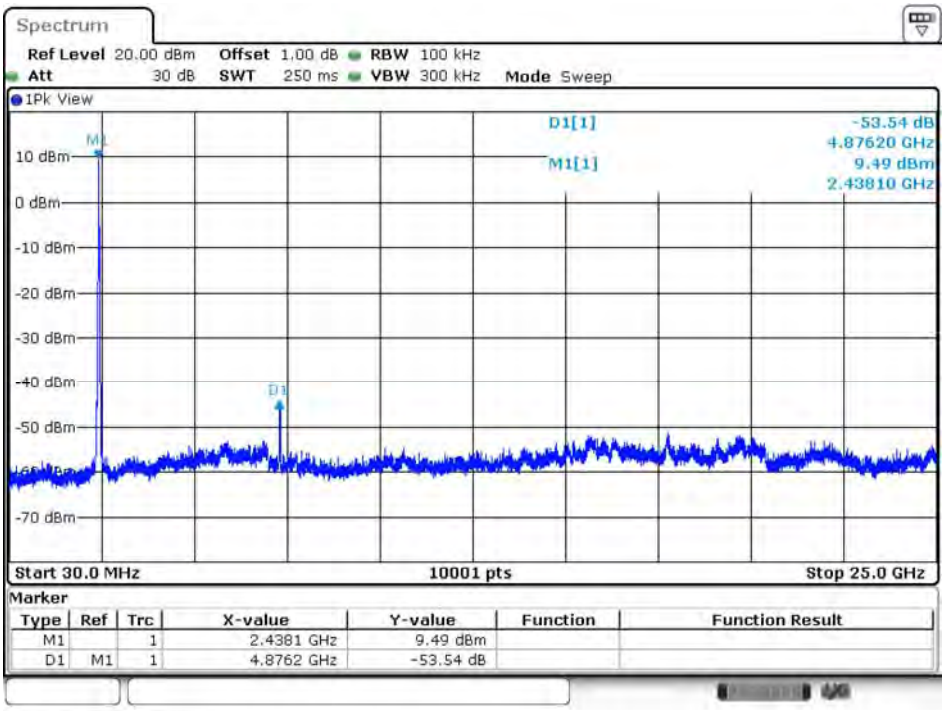

Date: 6.JAN.2018 02:46:11

2462MHz (30MHz-25GHz)-802.11g

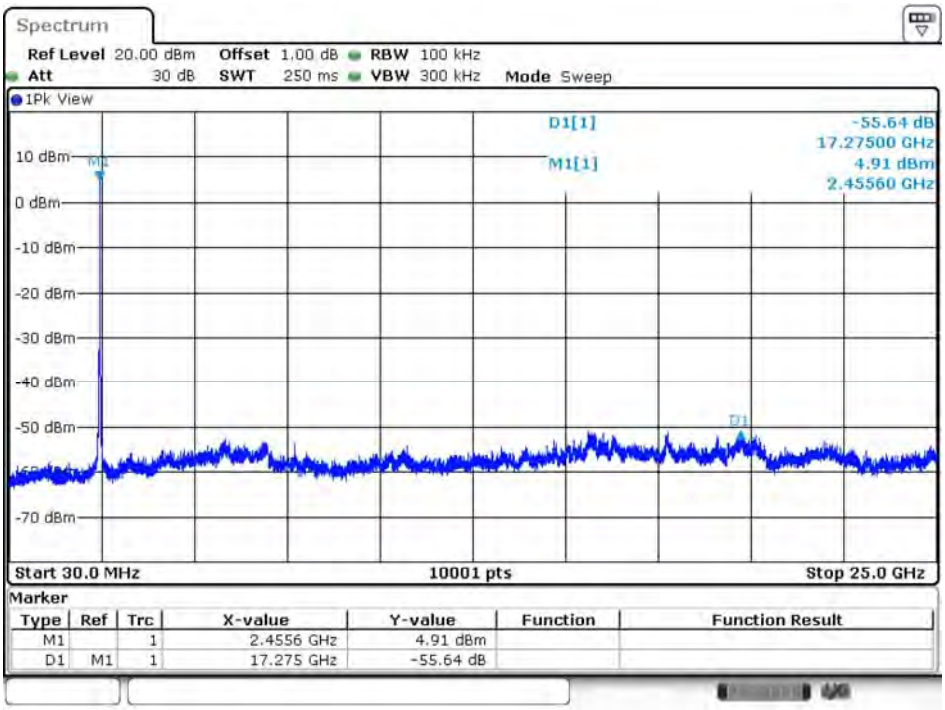

Date: 6.JAN.2018 02:44:02

2412MHz (30MHz-25GHz)-802.11n(20MHz)

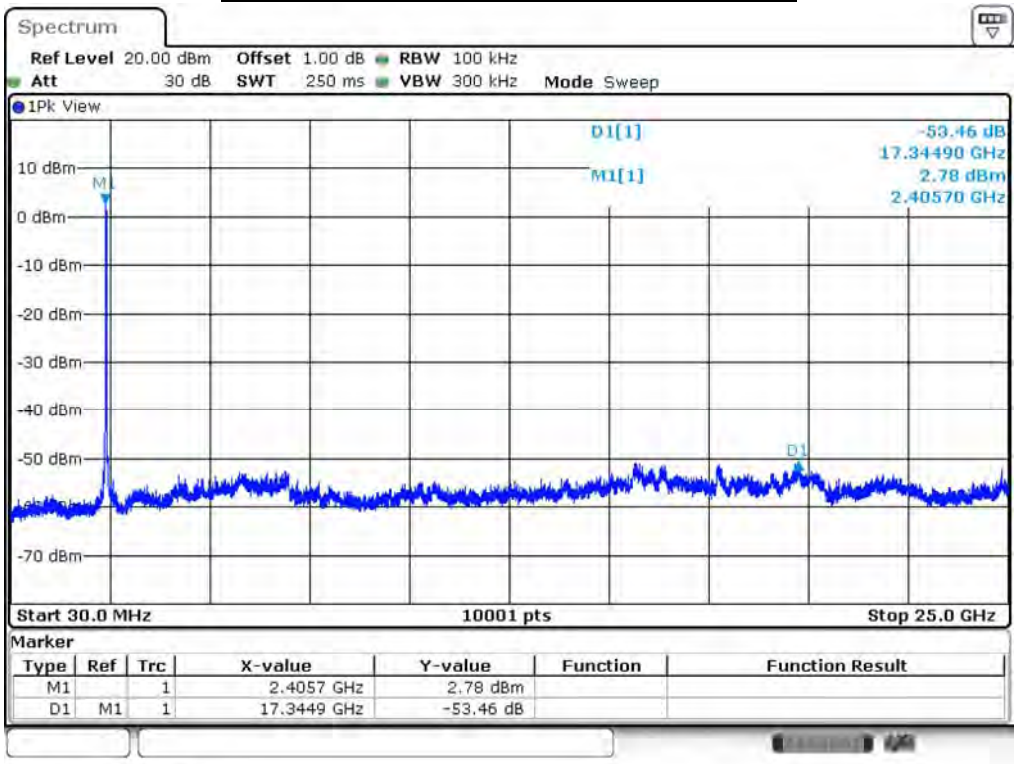

Date: 6.JAN.2018 02:37:10

2437MHz (30MHz-25GHz)-802.11n(20MHz)

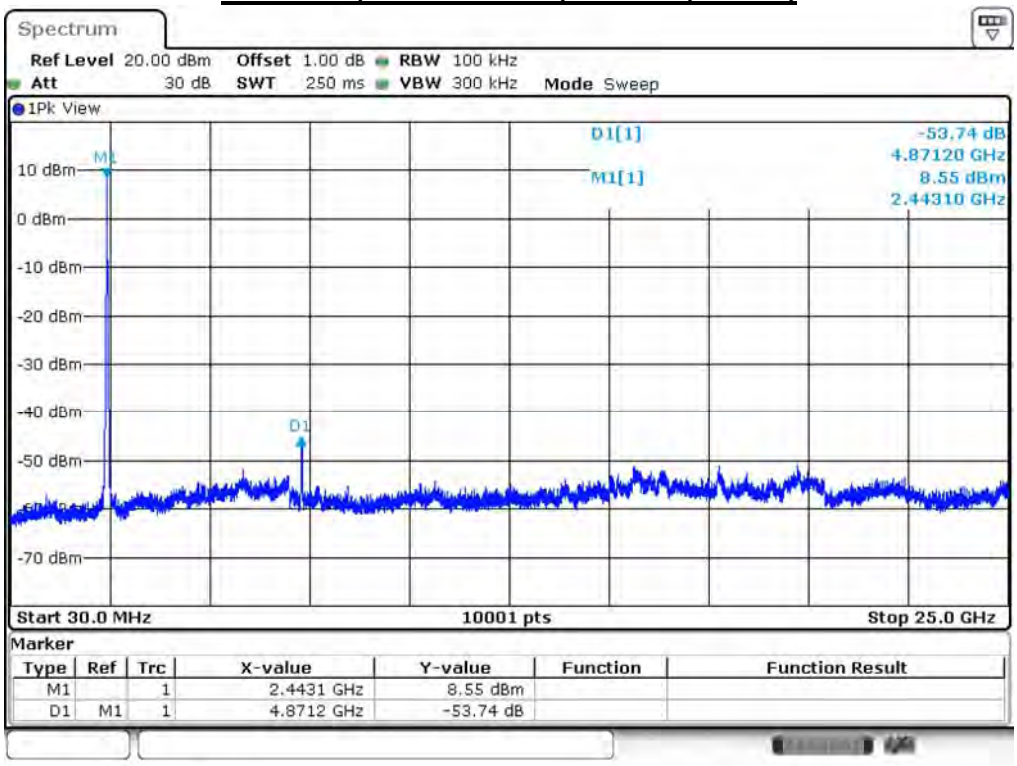

Date: 6.JAN.2018 02:41:42

2462MHz (30MHz-25GHz)-802.11n(20MHz)

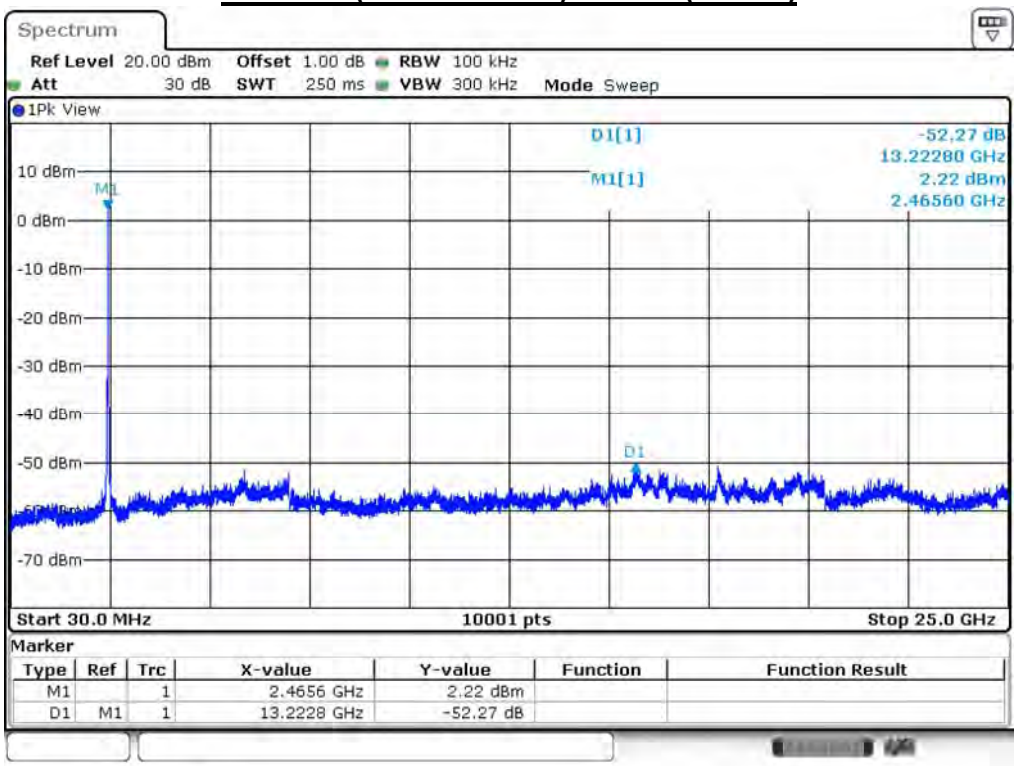

Date: 6.JAN.2018 02:40:25

2422MHz (30MHz-25GHz)-802.11n(40MHz)

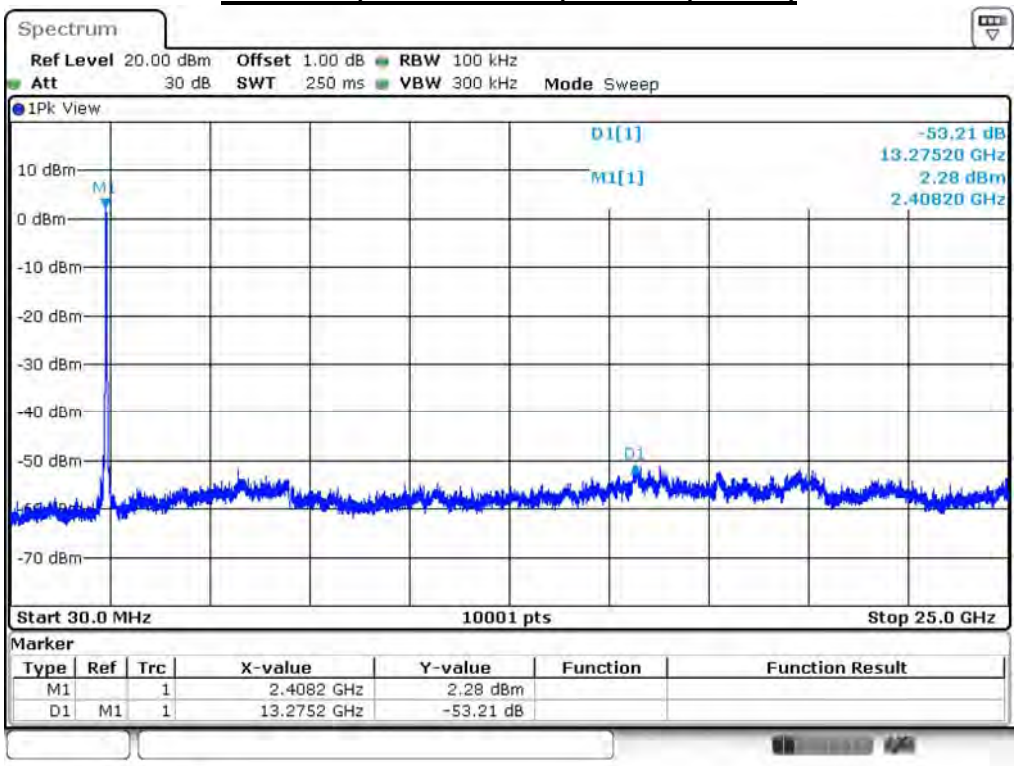

Date: 6.JAN.2018 02:35:40

2437MHz (30MHz-25GHz)-802.11n(40MHz)

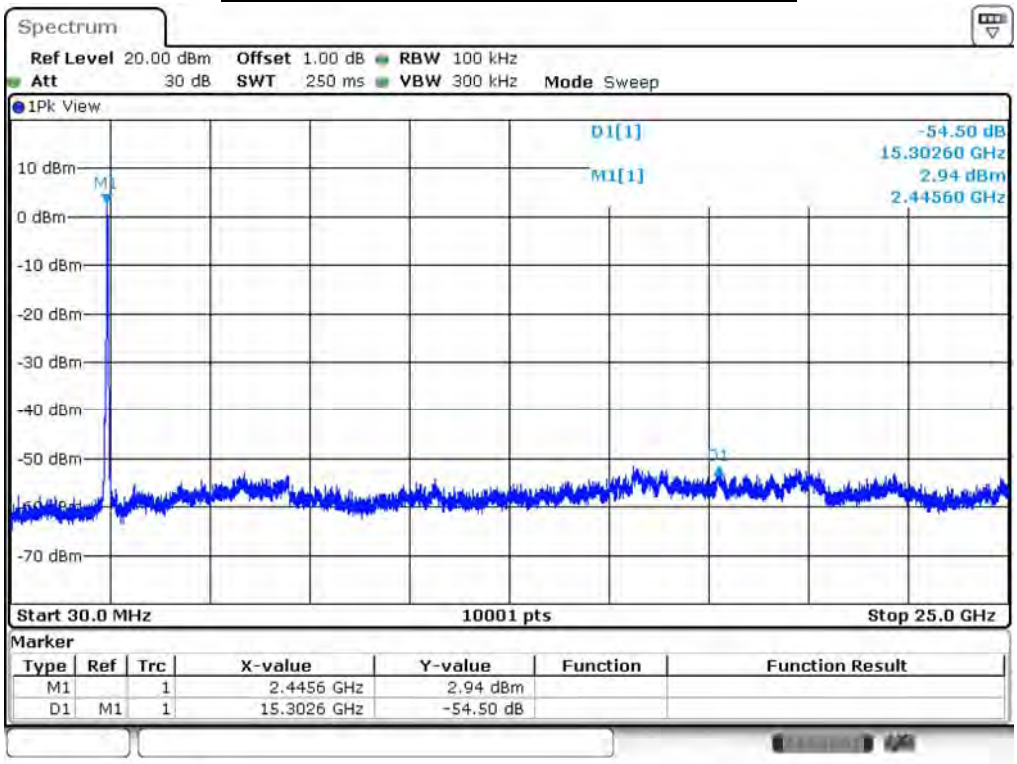

Date: 6.JAN.2018 02:34:46

2452MHz (30MHz-25GHz)-802.11n(40MHz)

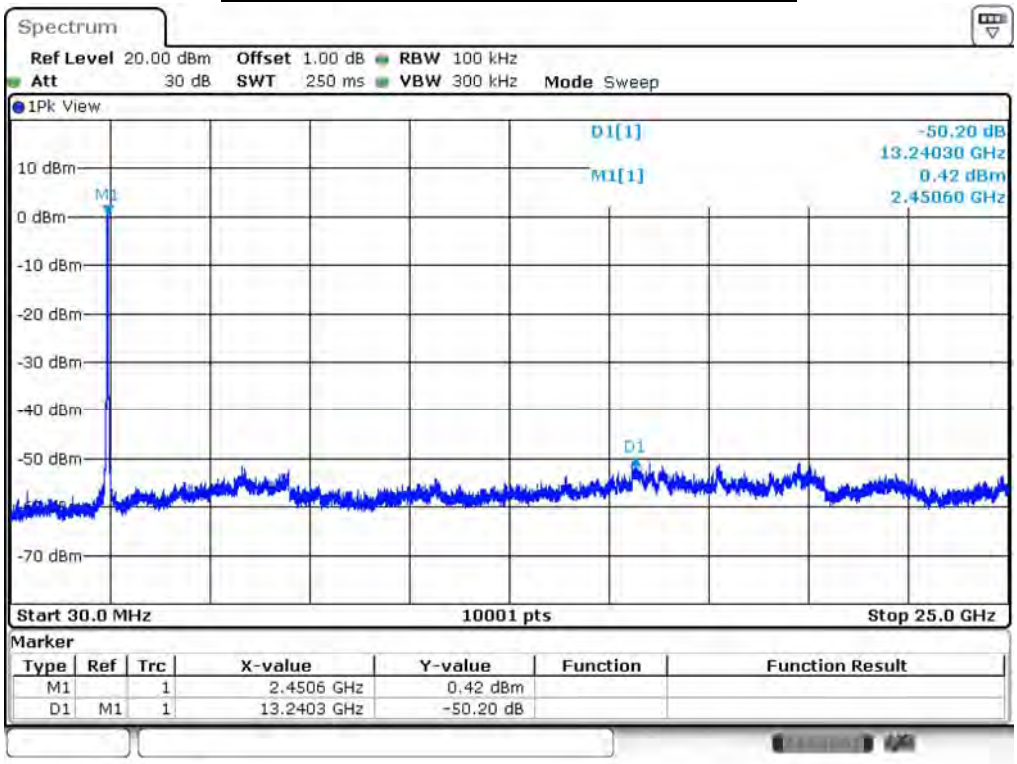

Date: 6.JAN.2018 02:32:20

6. Radiated Emission Band Edge

6.1. Test Equipment

The following test equipment are used during the test:

Band Edge / CB2-H

Instrument	Manufacturer	Model No.	Serial No.	Cal. Date	Next Cal. Date
Signal Analyzer	R&S	FSVA40	101455	2017/11/21	2018/11/20
Signal & Spectrum Analyzer	R&S	FSV40	101049	2018/01/10	2019/01/09
EXA Signal Analyzer	Keysight	N9010A	MY51440132	2017/03/13	2018/03/12
Bilog Antenna	Teseq	CBL6112D	23191	2017/06/28	2018/06/27
Horn Antenna	Schwarzbeck	BBHA 9120D	639	2017/06/14	2018/06/13
Horn Antenna	Schwarzbeck	BBHA 9170	202	2017/02/15	2018/02/14
Pre-Amplifier	RF Bay Inc.	LNA-1330	12162511	2017/03/09	2018/03/08
Pre-Amplifier	EMCI	EMCI 1830I	980366	2018/01/08	2019/01/07
Pre-Amplifier	MITEQ	JS44-18004000-45-8P	2014754	2017/12/13	2018/12/12

6.2. Test Setup

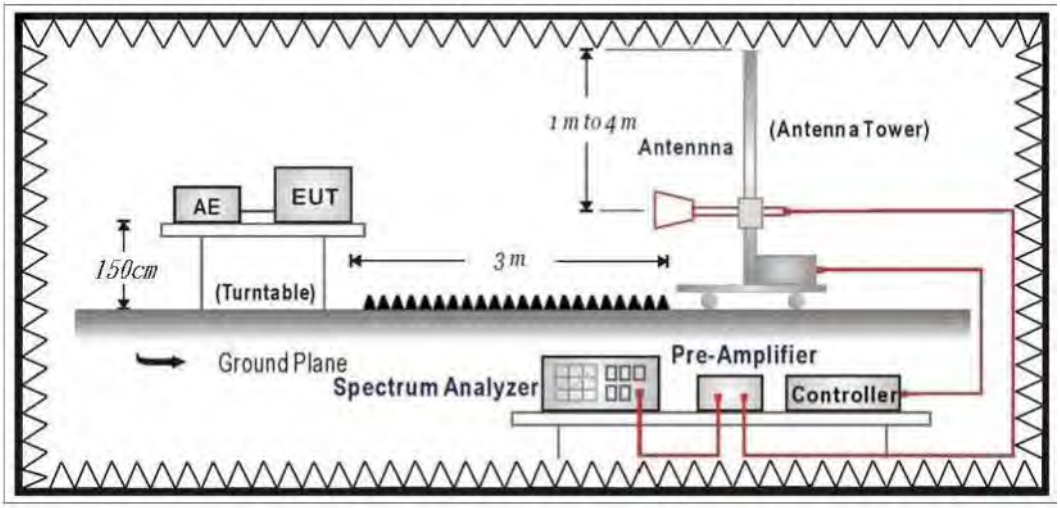

6.3. Limits

Emissions radiated outside of the specified frequency bands, except for harmonics, shall be attenuated by at least 20dB below the level of the fundamental or to the general radiated emission limits in paragraph 15.209, whichever is the lesser attenuation.

6.4. Test Procedure

The EUT was setup according to ANSI C63.10: 2013 and tested according to DTS test procedure of KDB558074 D01V04 for compliance to FCC 47CFR 15.247 requirements.
The EUT and its simulators are placed on a turn table which is 1.5 meter above ground.
The turn table can rotate 360 degrees to determine the position of the maximum emission level. The EUT was positioned such that the distance from antenna to the EUT was 3 meters.
The antenna can move up and down between 1 meter and 4 meters to find out the maximum emission level.
Both horizontal and vertical polarization of the antenna are set on measurement. In order to find the maximum emission, all of the interface cables must be manipulated according to ANSI C63.10: 2013 on radiated measurement.

6.5. Test Specification

According to FCC Part 15 Subpart C Paragraph 15.247 and RSS-247.

6.6. Uncertainty

The measurement uncertainty
± 3.9 dB above 1GHz

6.7. Test Result

Site : DEKRA Taiwan CB2-H	**Time : 2017/12/13**
Limit : FCC_SpartC_15.209_03M_PK	**Margin : 6**
Probe : CB2_FCC_EFS_B091_1-18GHz_3M_0117 - HORIZONTAL	**Power : AC 120V/60Hz**
EUT : ConnectCore 6 Plus	**Note : 802.11b_2412MHz**

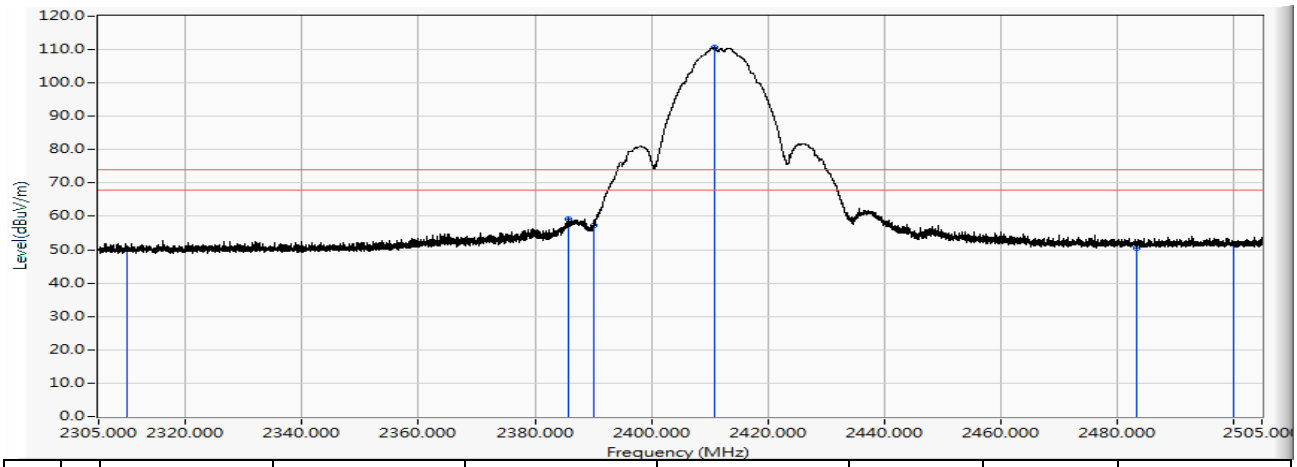

		Frequency (MHz)	Correct Factor (dB)	Reading Level (dBuV)	Measure Level (dBuV/m)	Margin (dB)	Limit (dBuV/m)	Detector Type
1		2310.000	12.384	37.727	50.111	-23.889	74.000	PEAK
2		2385.840	12.884	46.283	59.167	-14.833	74.000	PEAK
3		2390.000	12.911	44.403	57.314	-16.686	74.000	PEAK
4	*	2410.820	13.048	97.503	110.551	36.551	74.000	PEAK
5		2483.500	13.527	37.086	50.613	-23.387	74.000	PEAK
6		2500.000	13.629	38.113	51.742	-22.258	74.000	PEAK

Note:

1. All reading above 1GHz is performed with peak and/or average measurements as necessary.
2. Peak measurements: RBW = 1MHz, VBW = 3 MHz, Sweep: Auto.
3. Average measurements: RBW = 1MHz, VBW = 10 Hz, Sweep: Auto.
4. “ * ”, means this data is the worst emission level.
5. Measurement Level = Reading Level + Correct Factor.
6. The average measurement was not performed when the peak measured data under the limit of average detection. If the readings given are average, peak measurement should also be supplied.
7. The fundamental for reference only, it’s not restricted by unwanted emission limit.

Site : DEKRA Taiwan CB2-H	**Time : 2017/12/13**
Limit : FCC_SpartC_15.209_03M_AV	**Margin : 6**
Probe : CB2_FCC_EFS_B091_1-18GHz_3M_0117 - HORIZONTAL	**Power : AC 120V/60Hz**
EUT : ConnectCore 6 Plus	**Note : 802.11b_2412MHz**

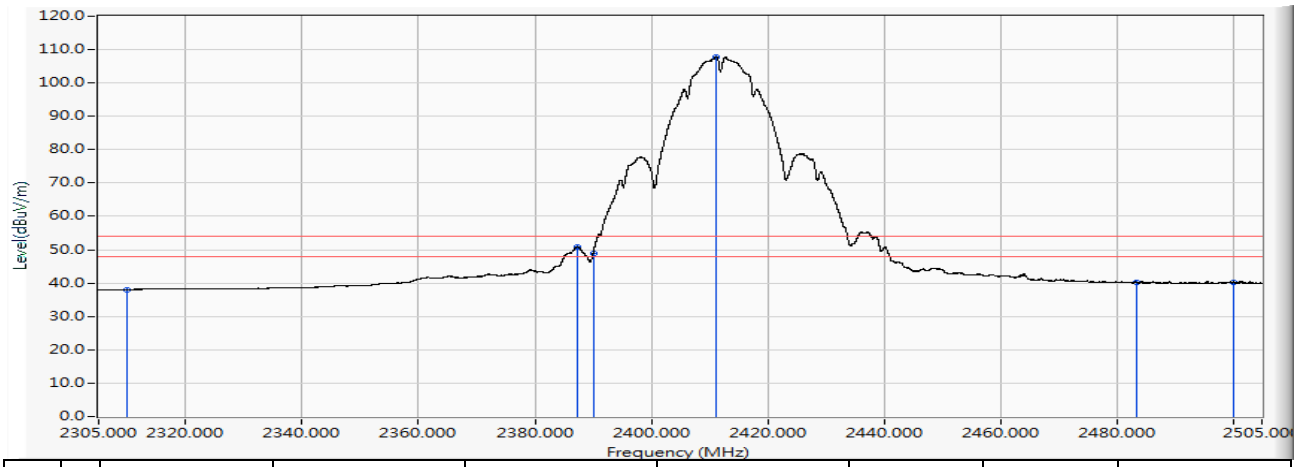

		Frequency (MHz)	Correct Factor (dB)	Reading Level (dBuV)	Measure Level (dBuV/m)	Margin (dB)	Limit (dBuV/m)	Detector Type
1		2310.000	12.384	25.643	38.027	-15.973	54.000	AVERAGE
2		2387.260	12.893	38.076	50.969	-3.031	54.000	AVERAGE
3		2390.000	12.911	35.997	48.908	-5.092	54.000	AVERAGE
4	*	2411.180	13.050	94.806	107.857	53.857	54.000	AVERAGE
5		2483.500	13.527	26.540	40.067	-13.933	54.000	AVERAGE
6		2500.000	13.629	26.719	40.348	-13.652	54.000	AVERAGE

Note:

1. All reading above 1GHz is performed with peak and/or average measurements as necessary.
2. Peak measurements: RBW = 1MHz, VBW = 3 MHz, Sweep: Auto.
3. Average measurements: RBW = 1MHz, VBW = 10 Hz, Sweep: Auto.
4. “ * ”, means this data is the worst emission level.
5. Measurement Level = Reading Level + Correct Factor.
6. The average measurement was not performed when the peak measured data under the limit of average detection. If the readings given are average, peak measurement should also be supplied.
7. The fundamental for reference only, it’s not restricted by unwanted emission limit.

Site : DEKRA Taiwan CB2-H	**Time : 2017/12/13**
Limit : FCC_SpartC_15.209_03M_PK	**Margin : 6**
Probe : CB2_FCC_EFS_B091_1-18GHz_3M_0117 - VERTICAL	**Power : AC 120V/60Hz**
EUT : ConnectCore 6 Plus	**Note : 802.11b_2412MHz**

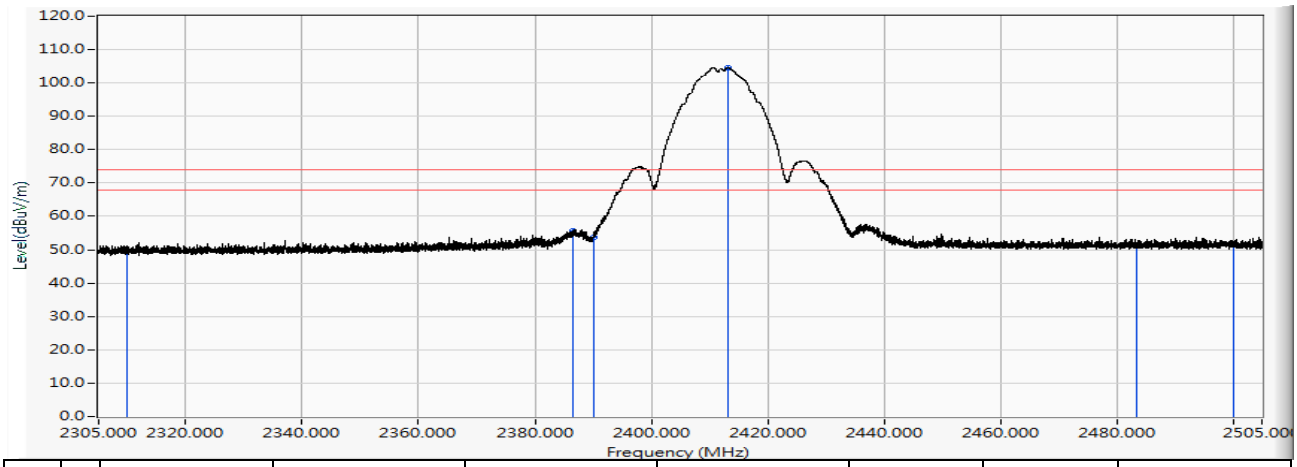

		Frequency (MHz)	Correct Factor (dB)	Reading Level (dBuV)	Measure Level (dBuV/m)	Margin (dB)	Limit (dBuV/m)	Detector Type
1		2310.000	12.384	37.516	49.900	-24.100	74.000	PEAK
2		2386.460	12.888	42.701	55.589	-18.411	74.000	PEAK
3		2390.000	12.911	40.786	53.697	-20.303	74.000	PEAK
4	*	2413.140	13.064	91.457	104.521	30.521	74.000	PEAK
5		2483.500	13.527	37.469	50.996	-23.004	74.000	PEAK
6		2500.000	13.629	37.784	51.413	-22.587	74.000	PEAK

Note:

1. All reading above 1GHz is performed with peak and/or average measurements as necessary.
2. Peak measurements: RBW = 1MHz, VBW = 3 MHz, Sweep: Auto.
3. Average measurements: RBW = 1MHz, VBW = 10 Hz, Sweep: Auto.
4. “ * ”, means this data is the worst emission level.
5. Measurement Level = Reading Level + Correct Factor.
6. The average measurement was not performed when the peak measured data under the limit of average detection. If the readings given are average, peak measurement should also be supplied.
7. The fundamental for reference only, it’s not restricted by unwanted emission limit.

Site : DEKRA Taiwan CB2-H	**Time : 2017/12/13**
Limit : FCC_SpartC_15.209_03M_AV	**Margin : 6**
Probe : CB2_FCC_EFS_B091_1-18GHz_3M_0117 - VERTICAL	**Power : AC 120V/60Hz**
EUT : ConnectCore 6 Plus	**Note : 802.11b_2412MHz**

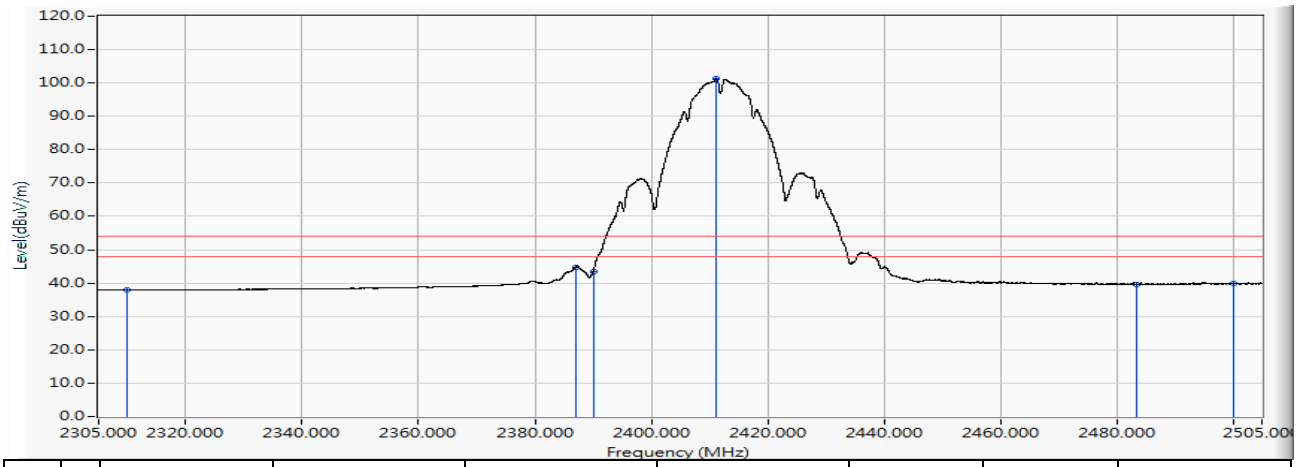

		Frequency (MHz)	Correct Factor (dB)	Reading Level (dBuV)	Measure Level (dBuV/m)	Margin (dB)	Limit (dBuV/m)	Detector Type
1		2310.000	12.384	25.506	37.890	-16.110	54.000	AVERAGE
2		2386.940	12.891	31.890	44.781	-9.219	54.000	AVERAGE
3		2390.000	12.911	30.451	43.362	-10.638	54.000	AVERAGE
4	*	2411.200	13.050	88.185	101.236	47.236	54.000	AVERAGE
5		2483.500	13.527	26.138	39.665	-14.335	54.000	AVERAGE
6		2500.000	13.629	26.122	39.751	-14.249	54.000	AVERAGE

Note:

1. All reading above 1GHz is performed with peak and/or average measurements as necessary.
2. Peak measurements: RBW = 1MHz, VBW = 3 MHz, Sweep: Auto.
3. Average measurements: RBW = 1MHz, VBW = 10 Hz, Sweep: Auto.
4. “ * ”, means this data is the worst emission level.
5. Measurement Level = Reading Level + Correct Factor.
6. The average measurement was not performed when the peak measured data under the limit of average detection. If the readings given are average, peak measurement should also be supplied.
7. The fundamental for reference only, it’s not restricted by unwanted emission limit.

Site : DEKRA Taiwan CB2-H	**Time : 2017/12/13**
Limit : FCC_SpartC_15.209_03M_PK	**Margin : 6**
Probe : CB2_FCC_EFS_B091_1-18GHz_3M_0117 - HORIZONTAL	**Power : AC 120V/60Hz**
EUT : ConnectCore 6 Plus	**Note : 802.11b_2437MHz**

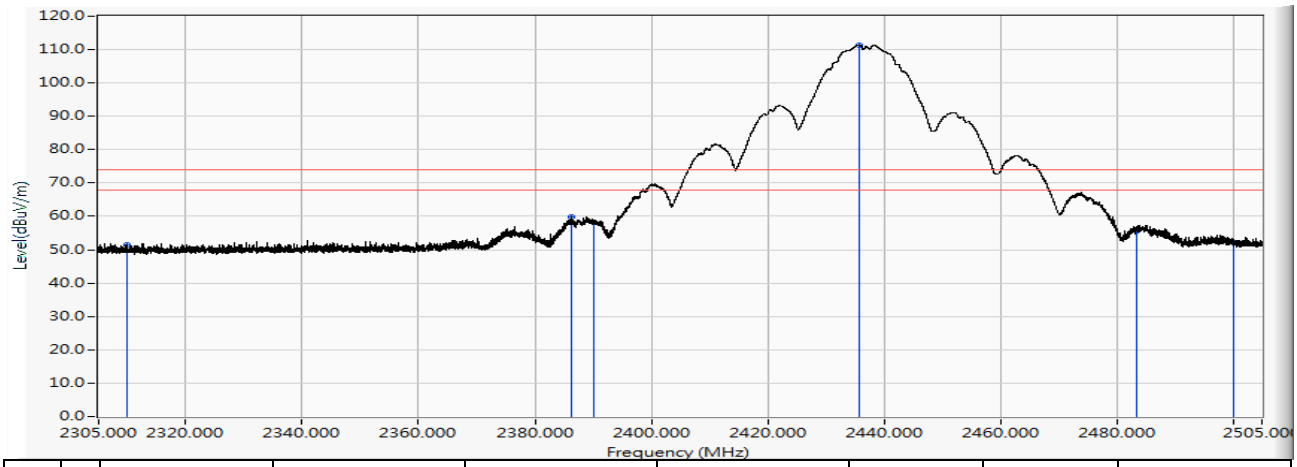

		Frequency (MHz)	Correct Factor (dB)	Reading Level (dBuV)	Measure Level (dBuV/m)	Margin (dB)	Limit (dBuV/m)	Detector Type
1		2310.000	12.384	39.019	51.403	-22.597	74.000	PEAK
2		2386.300	12.887	47.085	59.972	-14.028	74.000	PEAK
3		2390.000	12.911	45.295	58.206	-15.794	74.000	PEAK
4	*	2435.720	13.213	98.179	111.391	37.391	74.000	PEAK
5		2483.500	13.527	42.144	55.671	-18.329	74.000	PEAK
6		2500.000	13.629	38.528	52.157	-21.843	74.000	PEAK

Note:

1. All reading above 1GHz is performed with peak and/or average measurements as necessary.
2. Peak measurements: RBW = 1MHz, VBW = 3 MHz, Sweep: Auto.
3. Average measurements: RBW = 1MHz, VBW = 10 Hz, Sweep: Auto.
4. “ * ”, means this data is the worst emission level.
5. Measurement Level = Reading Level + Correct Factor.
6. The average measurement was not performed when the peak measured data under the limit of average detection. If the readings given are average, peak measurement should also be supplied.
7. The fundamental for reference only, it’s not restricted by unwanted emission limit.

Site : DEKRA Taiwan CB2-H	**Time : 2017/12/13**
Limit : FCC_SpartC_15.209_03M_AV	**Margin : 6**
Probe : CB2_FCC_EFS_B091_1-18GHz_3M_0117 - HORIZONTAL	**Power : AC 120V/60Hz**
EUT : ConnectCore 6 Plus	**Note : 802.11b_2437MHz**

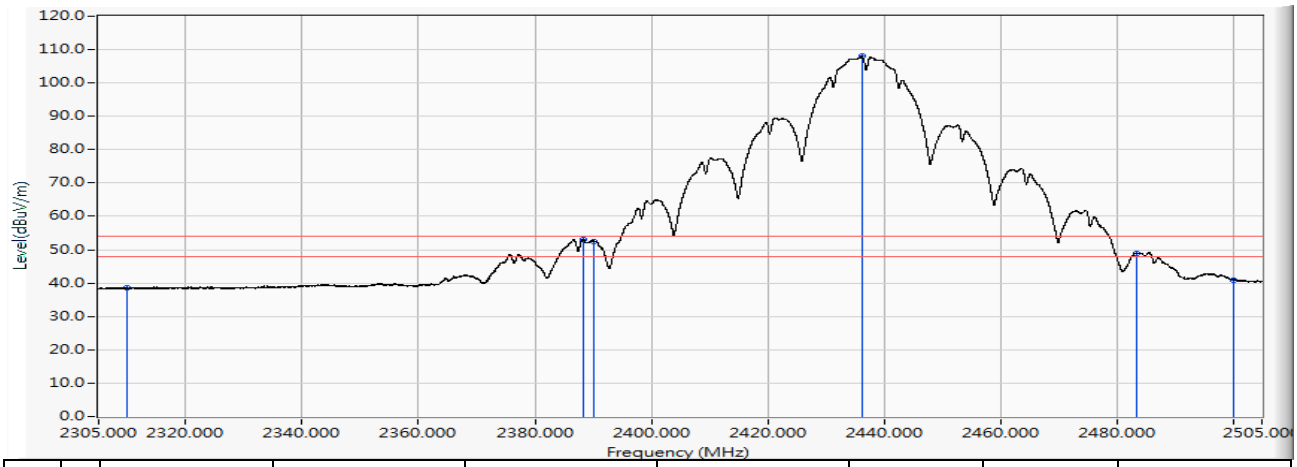

		Frequency (MHz)	Correct Factor (dB)	Reading Level (dBuV)	Measure Level (dBuV/m)	Margin (dB)	Limit (dBuV/m)	Detector Type
1		2310.000	12.384	26.095	38.479	-15.521	54.000	AVERAGE
2		2388.280	12.900	40.277	53.177	-0.823	54.000	AVERAGE
3		2390.000	12.911	39.658	52.569	-1.431	54.000	AVERAGE
4	*	2436.200	13.215	94.827	108.043	54.043	54.000	AVERAGE
5		2483.500	13.527	35.339	48.866	-5.134	54.000	AVERAGE
6		2500.000	13.629	27.389	41.018	-12.982	54.000	AVERAGE

Note:

1. All reading above 1GHz is performed with peak and/or average measurements as necessary.
2. Peak measurements: RBW = 1MHz, VBW = 3 MHz, Sweep: Auto.
3. Average measurements: RBW = 1MHz, VBW = 10 Hz, Sweep: Auto.
4. “ * ”, means this data is the worst emission level.
5. Measurement Level = Reading Level + Correct Factor.
6. The average measurement was not performed when the peak measured data under the limit of average detection. If the readings given are average, peak measurement should also be supplied.
7. The fundamental for reference only, it’s not restricted by unwanted emission limit.

Site : DEKRA Taiwan CB2-H	**Time : 2017/12/13**
Limit : FCC_SpartC_15.209_03M_PK	**Margin : 6**
Probe : CB2_FCC_EFS_B091_1-18GHz_3M_0117 - VERTICAL	**Power : AC 120V/60Hz**
EUT : ConnectCore 6 Plus	**Note : 802.11b_2437MHz**

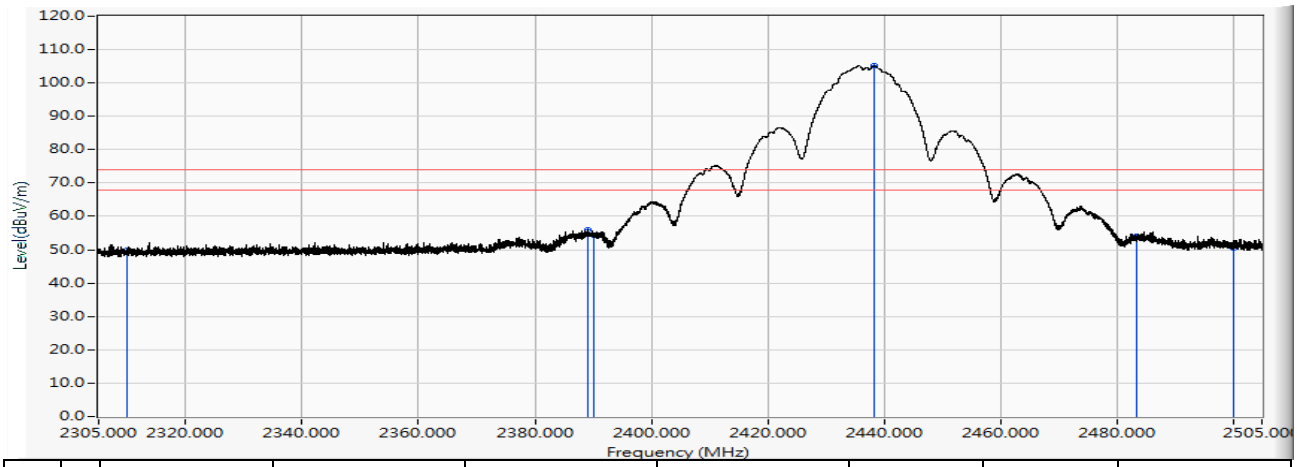

		Frequency (MHz)	Correct Factor (dB)	Reading Level (dBuV)	Measure Level (dBuV/m)	Margin (dB)	Limit (dBuV/m)	Detector Type
1		2310.000	12.384	37.380	49.764	-24.236	74.000	PEAK
2		2389.000	12.904	42.922	55.827	-18.173	74.000	PEAK
3		2390.000	12.911	41.590	54.501	-19.499	74.000	PEAK
4	*	2438.280	13.230	91.896	105.125	31.125	74.000	PEAK
5		2483.500	13.527	40.474	54.001	-19.999	74.000	PEAK
6		2500.000	13.629	36.886	50.515	-23.485	74.000	PEAK

Note:

1. All reading above 1GHz is performed with peak and/or average measurements as necessary.
2. Peak measurements: RBW = 1MHz, VBW = 3 MHz, Sweep: Auto.
3. Average measurements: RBW = 1MHz, VBW = 10 Hz, Sweep: Auto.
4. “ * ”, means this data is the worst emission level.
5. Measurement Level = Reading Level + Correct Factor.
6. The average measurement was not performed when the peak measured data under the limit of average detection. If the readings given are average, peak measurement should also be supplied.
7. The fundamental for reference only, it’s not restricted by unwanted emission limit.

Site : DEKRA Taiwan CB2-H	**Time : 2017/12/13**
Limit : FCC_SpartC_15.209_03M_AV	**Margin : 6**
Probe : CB2_FCC_EFS_B091_1-18GHz_3M_0117 - VERTICAL	**Power : AC 120V/60Hz**
EUT : ConnectCore 6 Plus	**Note : 802.11b_2437MHz**

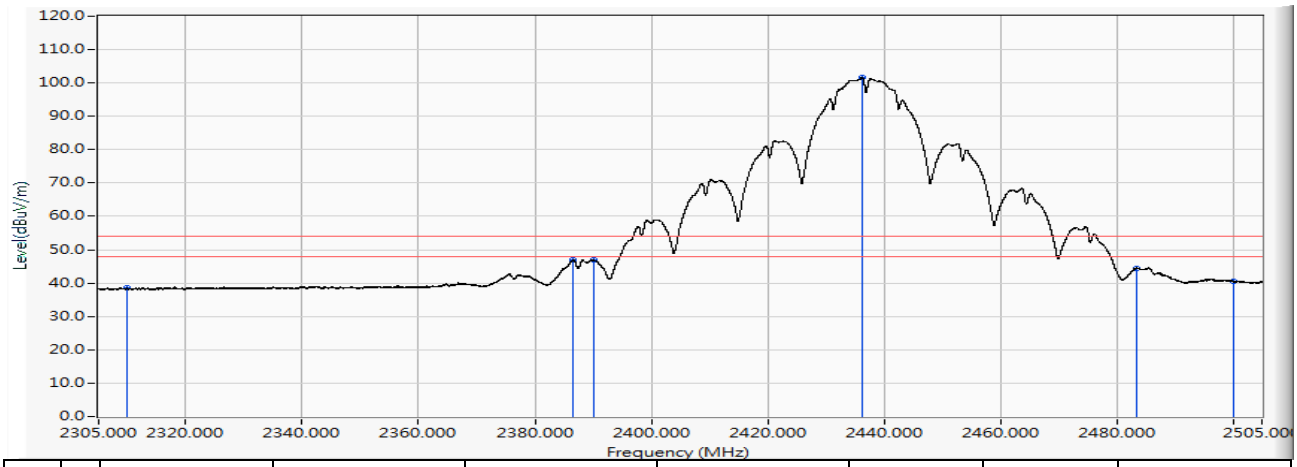

		Frequency (MHz)	Correct Factor (dB)	Reading Level (dBuV)	Measure Level (dBuV/m)	Margin (dB)	Limit (dBuV/m)	Detector Type
1		2310.000	12.384	26.110	38.494	-15.506	54.000	AVERAGE
2		2386.620	12.889	33.928	46.817	-7.183	54.000	AVERAGE
3		2390.000	12.911	33.961	46.872	-7.128	54.000	AVERAGE
4	*	2436.200	13.215	88.400	101.616	47.616	54.000	AVERAGE
5		2483.500	13.527	30.904	44.431	-9.569	54.000	AVERAGE
6		2500.000	13.629	27.017	40.646	-13.354	54.000	AVERAGE

Note:

1. All reading above 1GHz is performed with peak and/or average measurements as necessary.
2. Peak measurements: RBW = 1MHz, VBW = 3 MHz, Sweep: Auto.
3. Average measurements: RBW = 1MHz, VBW = 10 Hz, Sweep: Auto.
4. “ * ”, means this data is the worst emission level.
5. Measurement Level = Reading Level + Correct Factor.
6. The average measurement was not performed when the peak measured data under the limit of average detection. If the readings given are average, peak measurement should also be supplied.
7. The fundamental for reference only, it’s not restricted by unwanted emission limit.

Site : DEKRA Taiwan CB2-H	**Time : 2017/12/13**
Limit : FCC_SpartC_15.209_03M_PK	**Margin : 6**
Probe : CB2_FCC_EFS_B091_1-18GHz_3M_0117 - HORIZONTAL	**Power : AC 120V/60Hz**
EUT : ConnectCore 6 Plus	**Note : 802.11b_2462MHz**

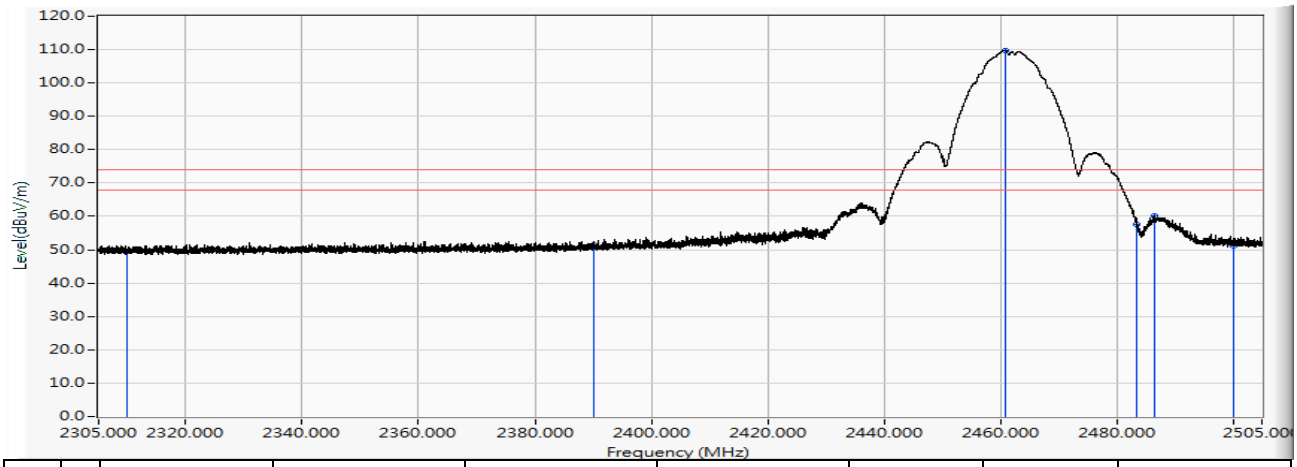

		Frequency (MHz)	Correct Factor (dB)	Reading Level (dBuV)	Measure Level (dBuV/m)	Margin (dB)	Limit (dBuV/m)	Detector Type
1		2310.000	12.384	37.003	49.387	-24.613	74.000	PEAK
2		2390.000	12.911	38.451	51.362	-22.638	74.000	PEAK
3	*	2460.780	13.377	96.365	109.743	35.743	74.000	PEAK
4		2483.500	13.527	43.910	57.437	-16.563	74.000	PEAK
5		2486.460	13.547	46.628	60.175	-13.825	74.000	PEAK
6		2500.000	13.629	37.630	51.259	-22.741	74.000	PEAK

Note:

1. All reading above 1GHz is performed with peak and/or average measurements as necessary.
2. Peak measurements: RBW = 1MHz, VBW = 3 MHz, Sweep: Auto.
3. Average measurements: RBW = 1MHz, VBW = 10 Hz, Sweep: Auto.
4. “ * ”, means this data is the worst emission level.
5. Measurement Level = Reading Level + Correct Factor.
6. The average measurement was not performed when the peak measured data under the limit of average detection. If the readings given are average, peak measurement should also be supplied.
7. The fundamental for reference only, it’s not restricted by unwanted emission limit.

Site : DEKRA Taiwan CB2-H	**Time : 2017/12/13**
Limit : FCC_SpartC_15.209_03M_AV	**Margin : 6**
Probe : CB2_FCC_EFS_B091_1-18GHz_3M_0117 - HORIZONTAL	**Power : AC 120V/60Hz**
EUT : ConnectCore 6 Plus	**Note : 802.11b_2462MHz**

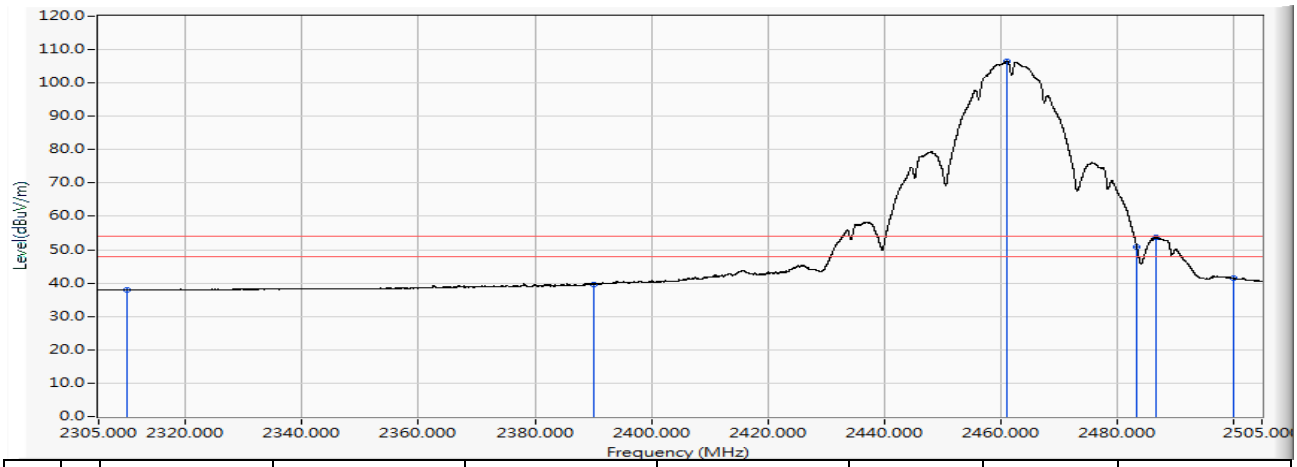

		Frequency (MHz)	Correct Factor (dB)	Reading Level (dBuV)	Measure Level (dBuV/m)	Margin (dB)	Limit (dBuV/m)	Detector Type
1		2310.000	12.384	25.631	38.015	-15.985	54.000	AVERAGE
2		2390.000	12.911	26.659	39.570	-14.430	54.000	AVERAGE
3	*	2461.160	13.380	93.211	106.591	52.591	54.000	AVERAGE
4		2483.500	13.527	37.262	50.789	-3.211	54.000	AVERAGE
5		2486.840	13.549	40.068	53.617	-0.383	54.000	AVERAGE
6		2500.000	13.629	27.719	41.348	-12.652	54.000	AVERAGE

Note:

1. All reading above 1GHz is performed with peak and/or average measurements as necessary.
2. Peak measurements: RBW = 1MHz, VBW = 3 MHz, Sweep: Auto.
3. Average measurements: RBW = 1MHz, VBW = 10 Hz, Sweep: Auto.
4. “ * ”, means this data is the worst emission level.
5. Measurement Level = Reading Level + Correct Factor.
6. The average measurement was not performed when the peak measured data under the limit of average detection. If the readings given are average, peak measurement should also be supplied.
7. The fundamental for reference only, it’s not restricted by unwanted emission limit.

Site : DEKRA Taiwan CB2-H	**Time : 2017/12/13**
Limit : FCC_SpartC_15.209_03M_PK	**Margin : 6**
Probe : CB2_FCC_EFS_B091_1-18GHz_3M_0117 - VERTICAL	**Power : AC 120V/60Hz**
EUT : ConnectCore 6 Plus	**Note : 802.11b_2462MHz**

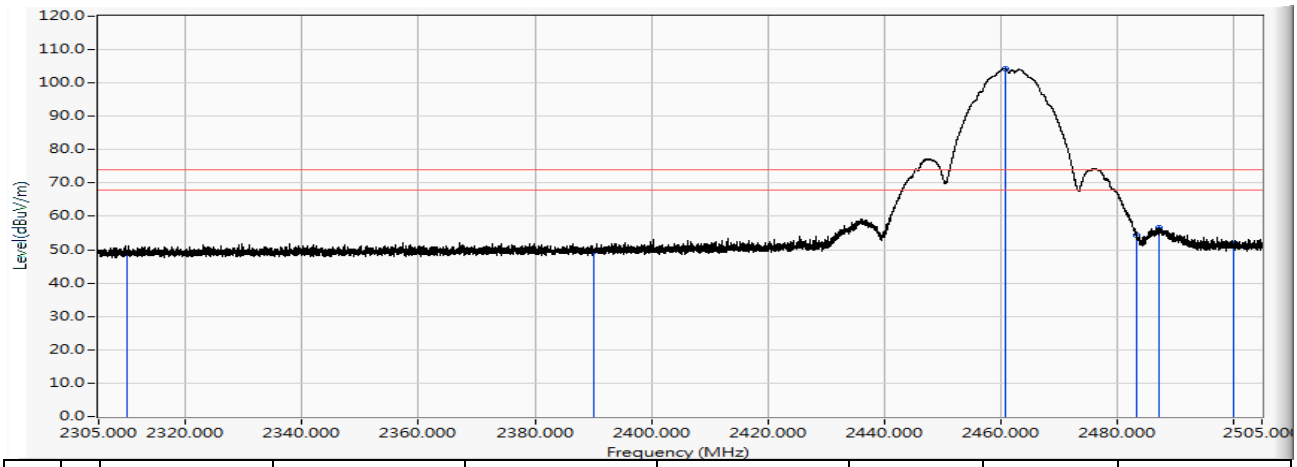

		Frequency (MHz)	Correct Factor (dB)	Reading Level (dBuV)	Measure Level (dBuV/m)	Margin (dB)	Limit (dBuV/m)	Detector Type
1		2310.000	12.384	36.389	48.773	-25.227	74.000	PEAK
2		2390.000	12.911	36.719	49.630	-24.370	74.000	PEAK
3	*	2460.880	13.378	90.861	104.239	30.239	74.000	PEAK
4		2483.500	13.527	40.794	54.321	-19.679	74.000	PEAK
5		2487.280	13.552	43.089	56.641	-17.359	74.000	PEAK
6		2500.000	13.629	38.105	51.734	-22.266	74.000	PEAK

Note:

1. All reading above 1GHz is performed with peak and/or average measurements as necessary.
2. Peak measurements: RBW = 1MHz, VBW = 3 MHz, Sweep: Auto.
3. Average measurements: RBW = 1MHz, VBW = 10 Hz, Sweep: Auto.
4. “ * ”, means this data is the worst emission level.
5. Measurement Level = Reading Level + Correct Factor.
6. The average measurement was not performed when the peak measured data under the limit of average detection. If the readings given are average, peak measurement should also be supplied.
7. The fundamental for reference only, it’s not restricted by unwanted emission limit.

Site : DEKRA Taiwan CB2-H	**Time : 2017/12/13**
Limit : FCC_SpartC_15.209_03M_AV	**Margin : 6**
Probe : CB2_FCC_EFS_B091_1-18GHz_3M_0117 - VERTICAL	**Power : AC 120V/60Hz**
EUT : ConnectCore 6 Plus	**Note : 802.11b_2462MHz**

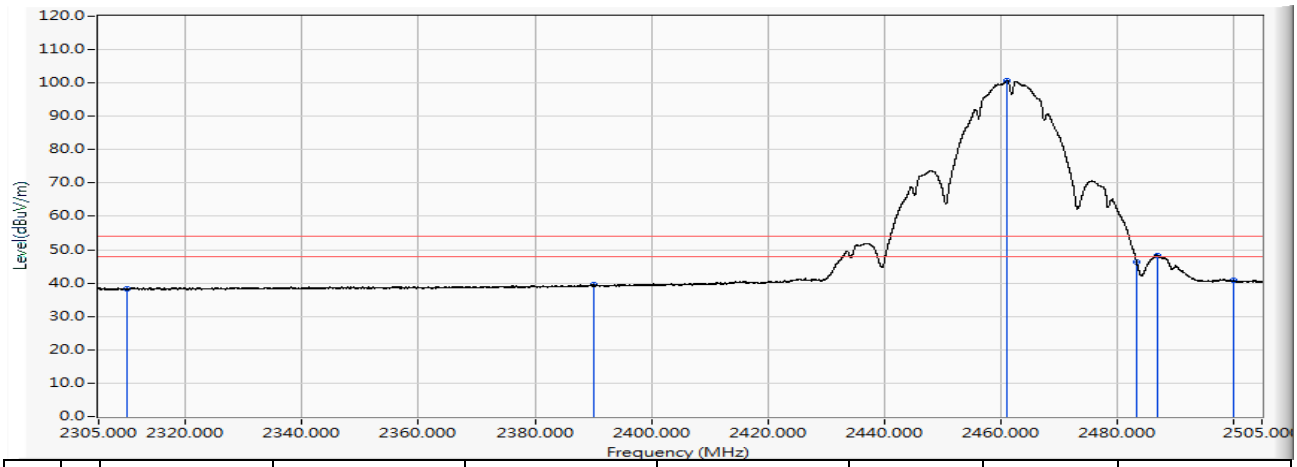

		Frequency (MHz)	Correct Factor (dB)	Reading Level (dBuV)	Measure Level (dBuV/m)	Margin (dB)	Limit (dBuV/m)	Detector Type
1		2310.000	12.384	25.985	38.369	-15.631	54.000	AVERAGE
2		2390.000	12.911	26.529	39.440	-14.560	54.000	AVERAGE
3	*	2461.240	13.380	87.307	100.688	46.688	54.000	AVERAGE
4		2483.500	13.527	32.697	46.224	-7.776	54.000	AVERAGE
5		2486.940	13.549	34.707	48.257	-5.743	54.000	AVERAGE
6		2500.000	13.629	27.098	40.727	-13.273	54.000	AVERAGE

Note:

1. All reading above 1GHz is performed with peak and/or average measurements as necessary.
2. Peak measurements: RBW = 1MHz, VBW = 3 MHz, Sweep: Auto.
3. Average measurements: RBW = 1MHz, VBW = 10 Hz, Sweep: Auto.
4. “ * ”, means this data is the worst emission level.
5. Measurement Level = Reading Level + Correct Factor.
6. The average measurement was not performed when the peak measured data under the limit of average detection. If the readings given are average, peak measurement should also be supplied.
7. The fundamental for reference only, it’s not restricted by unwanted emission limit.

Site : DEKRA Taiwan CB2-H	**Time : 2017/12/13**
Limit : FCC_SpartC_15.209_03M_PK	**Margin : 6**
Probe : CB2_FCC_EFS_B091_1-18GHz_3M_0117 - HORIZONTAL	**Power : AC 120V/60Hz**
EUT : ConnectCore 6 Plus	**Note : 802.11g_2412MHz**

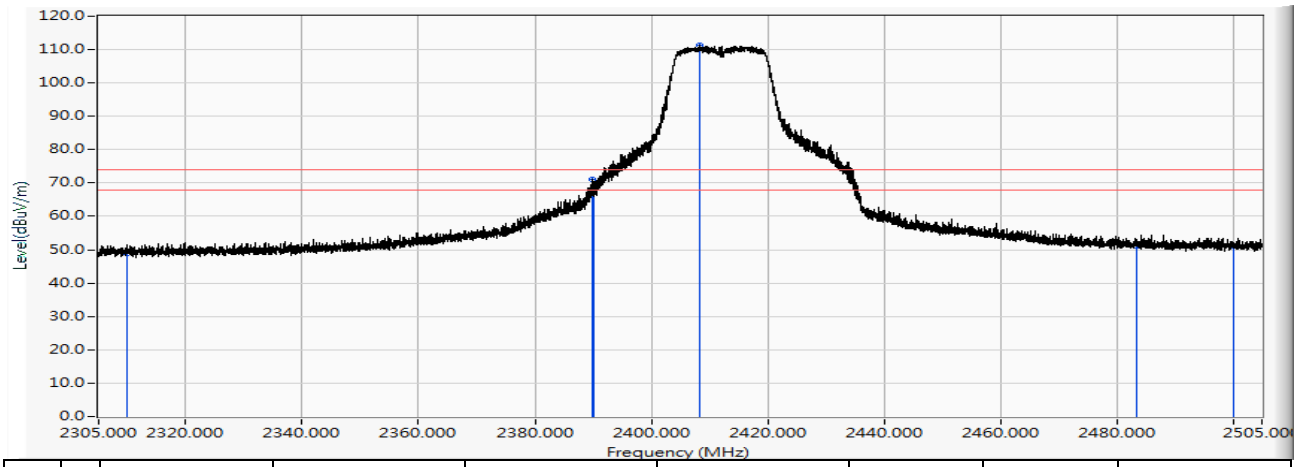

		Frequency (MHz)	Correct Factor (dB)	Reading Level (dBuV)	Measure Level (dBuV/m)	Margin (dB)	Limit (dBuV/m)	Detector Type
1		2310.000	12.384	36.539	48.923	-25.077	74.000	PEAK
2		2389.780	12.910	58.264	71.174	-2.826	74.000	PEAK
3		2390.000	12.911	55.210	68.121	-5.879	74.000	PEAK
4	*	2408.440	13.032	98.274	111.307	37.307	74.000	PEAK
5		2483.500	13.527	37.774	51.301	-22.699	74.000	PEAK
6		2500.000	13.629	37.440	51.069	-22.931	74.000	PEAK

Note:

1. All reading above 1GHz is performed with peak and/or average measurements as necessary.
2. Peak measurements: RBW = 1MHz, VBW = 3 MHz, Sweep: Auto.
3. Average measurements: RBW = 1MHz, VBW = 10 Hz, Sweep: Auto.
4. “ * ”, means this data is the worst emission level.
5. Measurement Level = Reading Level + Correct Factor.
6. The average measurement was not performed when the peak measured data under the limit of average detection. If the readings given are average, peak measurement should also be supplied.
7. The fundamental for reference only, it’s not restricted by unwanted emission limit.

Site : DEKRA Taiwan CB2-H	**Time : 2017/12/13**
Limit : FCC_SpartC_15.209_03M_AV	**Margin : 6**
Probe : CB2_FCC_EFS_B091_1-18GHz_3M_0117 - HORIZONTAL	**Power : AC 120V/60Hz**
EUT : ConnectCore 6 Plus	**Note : 802.11g_2412MHz**

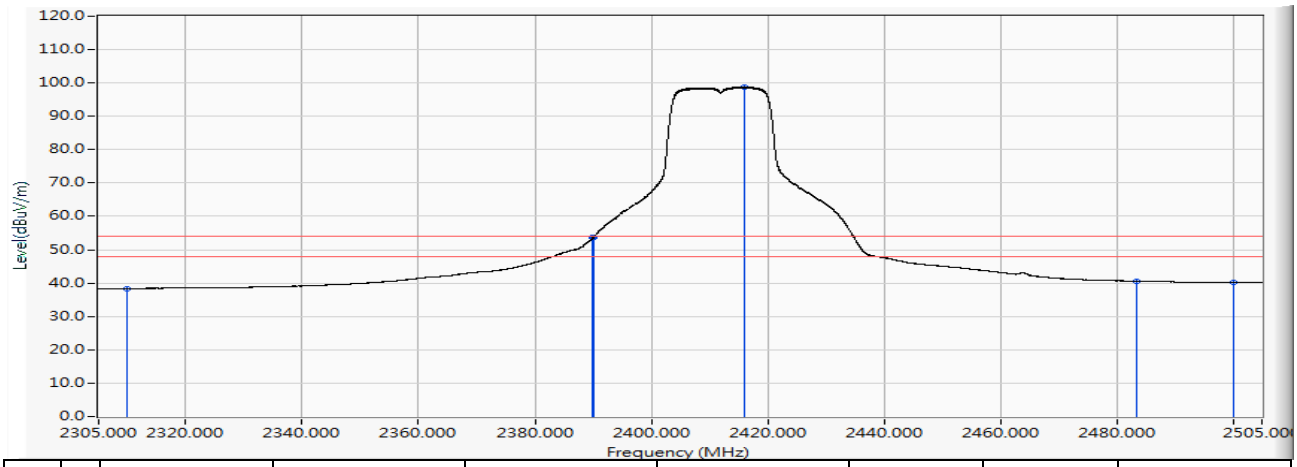

		Frequency (MHz)	Correct Factor (dB)	Reading Level (dBuV)	Measure Level (dBuV/m)	Margin (dB)	Limit (dBuV/m)	Detector Type
1		2310.000	12.384	26.019	38.403	-15.597	54.000	AVERAGE
2		2389.980	12.911	40.683	53.594	-0.406	54.000	AVERAGE
3		2390.000	12.911	40.719	53.630	-0.370	54.000	AVERAGE
4	*	2415.940	13.082	85.761	98.843	44.843	54.000	AVERAGE
5		2483.500	13.527	27.008	40.535	-13.465	54.000	AVERAGE
6		2500.000	13.629	26.640	40.269	-13.731	54.000	AVERAGE

Note:

1. All reading above 1GHz is performed with peak and/or average measurements as necessary.
2. Peak measurements: RBW = 1MHz, VBW = 3 MHz, Sweep: Auto.
3. Average measurements: RBW = 1MHz, VBW = 10 Hz, Sweep: Auto.
4. “ * ”, means this data is the worst emission level.
5. Measurement Level = Reading Level + Correct Factor.
6. The average measurement was not performed when the peak measured data under the limit of average detection. If the readings given are average, peak measurement should also be supplied.
7. The fundamental for reference only, it’s not restricted by unwanted emission limit.

Site : DEKRA Taiwan CB2-H	**Time : 2017/12/13**
Limit : FCC_SpartC_15.209_03M_PK	**Margin : 6**
Probe : CB2_FCC_EFS_B091_1-18GHz_3M_0117 - VERTICAL	**Power : AC 120V/60Hz**
EUT : ConnectCore 6 Plus	**Note : 802.11g_2412MHz**

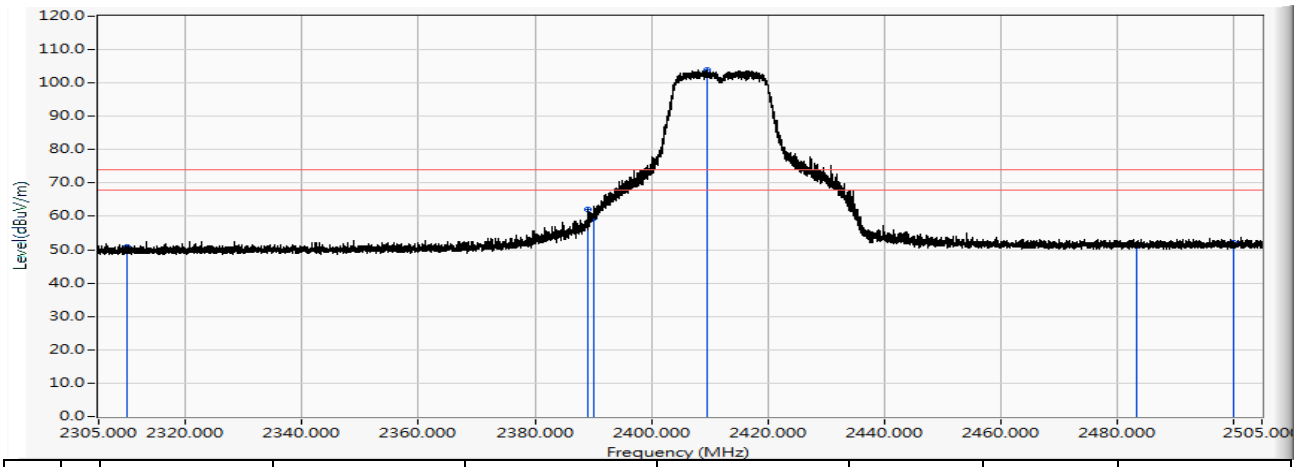

		Frequency (MHz)	Correct Factor (dB)	Reading Level (dBuV)	Measure Level (dBuV/m)	Margin (dB)	Limit (dBuV/m)	Detector Type
1		2310.000	12.384	38.501	50.885	-23.115	74.000	PEAK
2		2389.140	12.905	49.073	61.979	-12.021	74.000	PEAK
3		2390.000	12.911	46.517	59.428	-14.572	74.000	PEAK
4	*	2409.500	13.039	90.748	103.788	29.788	74.000	PEAK
5		2483.500	13.527	37.756	51.283	-22.717	74.000	PEAK
6		2500.000	13.629	38.559	52.188	-21.812	74.000	PEAK

Note:

1. All reading above 1GHz is performed with peak and/or average measurements as necessary.
2. Peak measurements: RBW = 1MHz, VBW = 3 MHz, Sweep: Auto.
3. Average measurements: RBW = 1MHz, VBW = 10 Hz, Sweep: Auto.
4. “ * ”, means this data is the worst emission level.
5. Measurement Level = Reading Level + Correct Factor.
6. The average measurement was not performed when the peak measured data under the limit of average detection. If the readings given are average, peak measurement should also be supplied.
7. The fundamental for reference only, it’s not restricted by unwanted emission limit.

Site : DEKRA Taiwan CB2-H	**Time : 2017/12/13**
Limit : FCC_SpartC_15.209_03M_AV	**Margin : 6**
Probe : CB2_FCC_EFS_B091_1-18GHz_3M_0117 - VERTICAL	**Power : AC 120V/60Hz**
EUT : ConnectCore 6 Plus	**Note : 802.11g_2412MHz**

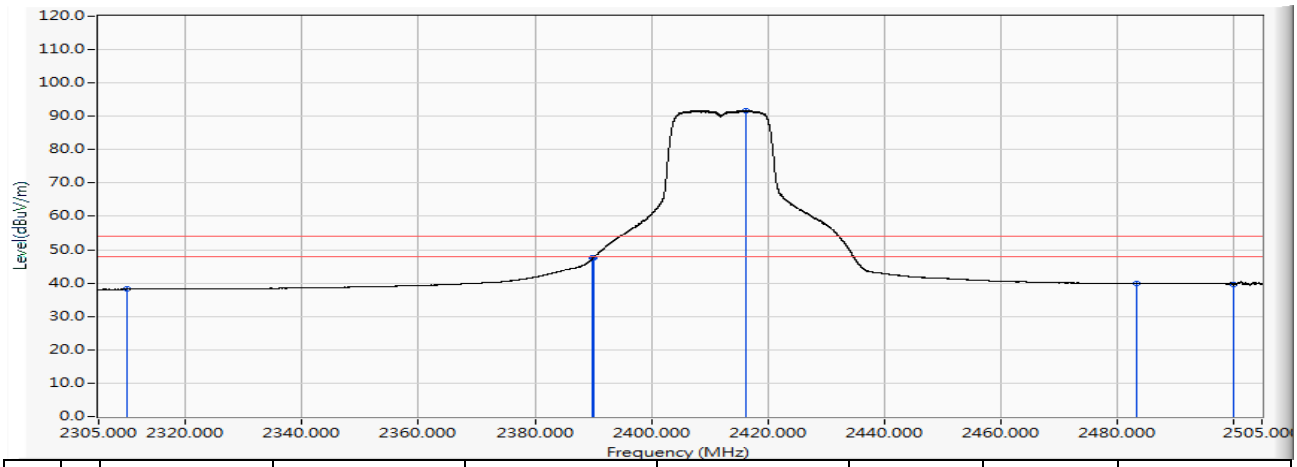

		Frequency (MHz)	Correct Factor (dB)	Reading Level (dBuV)	Measure Level (dBuV/m)	Margin (dB)	Limit (dBuV/m)	Detector Type
1		2310.000	12.384	25.789	38.173	-15.827	54.000	AVERAGE
2		2389.980	12.911	34.575	47.486	-6.514	54.000	AVERAGE
3		2390.000	12.911	34.607	47.518	-6.482	54.000	AVERAGE
4	*	2416.260	13.084	78.593	91.677	37.677	54.000	AVERAGE
5		2483.500	13.527	26.358	39.885	-14.115	54.000	AVERAGE
6		2500.000	13.629	25.837	39.466	-14.534	54.000	AVERAGE

Note:

1. All reading above 1GHz is performed with peak and/or average measurements as necessary.
2. Peak measurements: RBW = 1MHz, VBW = 3 MHz, Sweep: Auto.
3. Average measurements: RBW = 1MHz, VBW = 10 Hz, Sweep: Auto.
4. “ * ”, means this data is the worst emission level.
5. Measurement Level = Reading Level + Correct Factor.
6. The average measurement was not performed when the peak measured data under the limit of average detection. If the readings given are average, peak measurement should also be supplied.
7. The fundamental for reference only, it’s not restricted by unwanted emission limit.

Site : DEKRA Taiwan CB2-H	**Time : 2017/12/13**
Limit : FCC_SpartC_15.209_03M_PK	**Margin : 6**
Probe : CB2_FCC_EFS_B091_1-18GHz_3M_0117 - HORIZONTAL	**Power : AC 120V/60Hz**
EUT : ConnectCore 6 Plus	**Note : 802.11g_2437MHz**

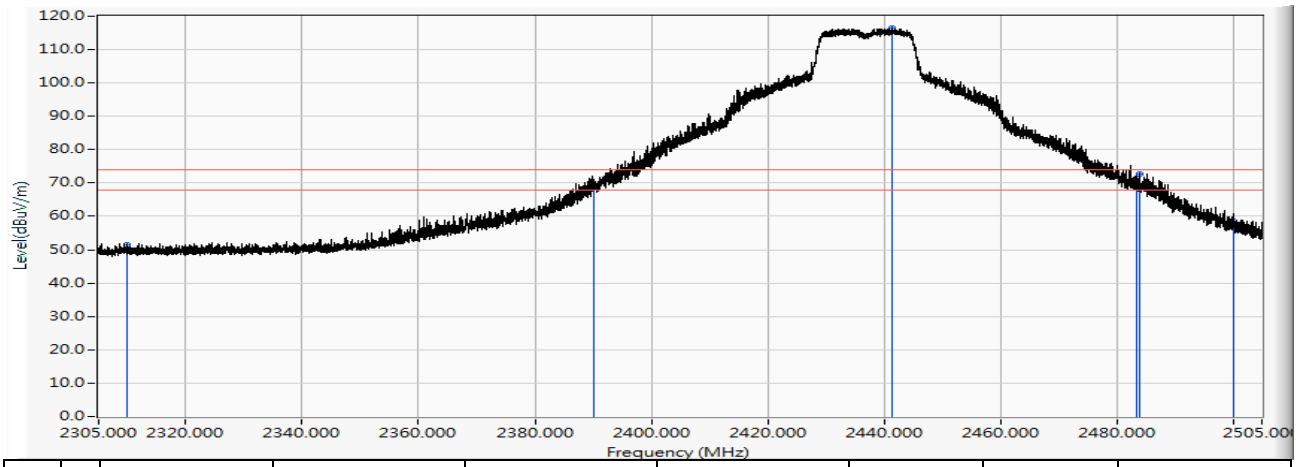

		Frequency (MHz)	Correct Factor (dB)	Reading Level (dBuV)	Measure Level (dBuV/m)	Margin (dB)	Limit (dBuV/m)	Detector Type
1		2310.000	12.384	39.084	51.468	-22.532	74.000	PEAK
2		2390.000	12.911	55.749	68.660	-5.340	74.000	PEAK
3	*	2441.460	13.250	103.174	116.424	42.424	74.000	PEAK
4		2483.500	13.527	57.270	70.797	-3.203	74.000	PEAK
5		2483.960	13.530	59.228	72.758	-1.242	74.000	PEAK
6		2500.000	13.629	44.823	58.452	-15.548	74.000	PEAK

Note:

1. All reading above 1GHz is performed with peak and/or average measurements as necessary.
2. Peak measurements: RBW = 1MHz, VBW = 3 MHz, Sweep: Auto.
3. Average measurements: RBW = 1MHz, VBW = 10 Hz, Sweep: Auto.
4. “ * ”, means this data is the worst emission level.
5. Measurement Level = Reading Level + Correct Factor.
6. The average measurement was not performed when the peak measured data under the limit of average detection. If the readings given are average, peak measurement should also be supplied.
7. The fundamental for reference only, it’s not restricted by unwanted emission limit.

Site : DEKRA Taiwan CB2-H	**Time : 2017/12/13**
Limit : FCC_SpartC_15.209_03M_AV	**Margin : 6**
Probe : CB2_FCC_EFS_B091_1-18GHz_3M_0117 - HORIZONTAL	**Power : AC 120V/60Hz**
EUT : ConnectCore 6 Plus	**Note : 802.11g_2437MHz**

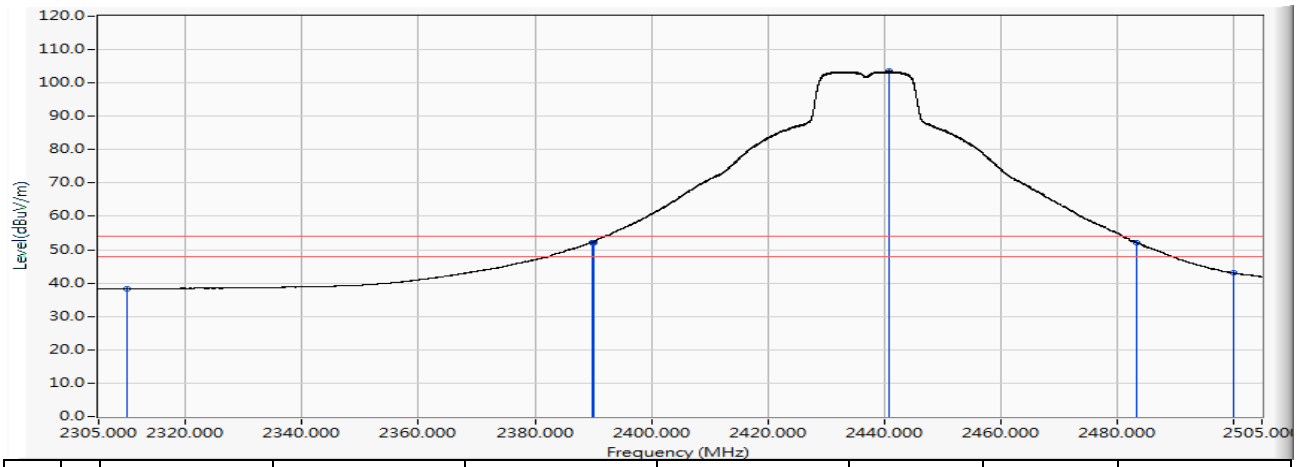

		Frequency (MHz)	Correct Factor (dB)	Reading Level (dBuV)	Measure Level (dBuV/m)	Margin (dB)	Limit (dBuV/m)	Detector Type
1		2310.000	12.384	25.951	38.335	-15.665	54.000	AVERAGE
2		2389.800	12.910	39.304	52.214	-1.786	54.000	AVERAGE
3		2390.000	12.911	39.262	52.173	-1.827	54.000	AVERAGE
4	*	2440.840	13.246	90.248	103.494	49.494	54.000	AVERAGE
5		2483.500	13.527	38.557	52.084	-1.916	54.000	AVERAGE
6		2500.000	13.629	29.334	42.963	-11.037	54.000	AVERAGE

Note:

1. All reading above 1GHz is performed with peak and/or average measurements as necessary.
2. Peak measurements: RBW = 1MHz, VBW = 3 MHz, Sweep: Auto.
3. Average measurements: RBW = 1MHz, VBW = 10 Hz, Sweep: Auto.
4. “ * ”, means this data is the worst emission level.
5. Measurement Level = Reading Level + Correct Factor.
6. The average measurement was not performed when the peak measured data under the limit of average detection. If the readings given are average, peak measurement should also be supplied.
7. The fundamental for reference only, it’s not restricted by unwanted emission limit.

Site : DEKRA Taiwan CB2-H	**Time : 2017/12/13**
Limit : FCC_SpartC_15.209_03M_PK	**Margin : 6**
Probe : CB2_FCC_EFS_B091_1-18GHz_3M_0117 - VERTICAL	**Power : AC 120V/60Hz**
EUT : ConnectCore 6 Plus	**Note : 802.11g_2437MHz**

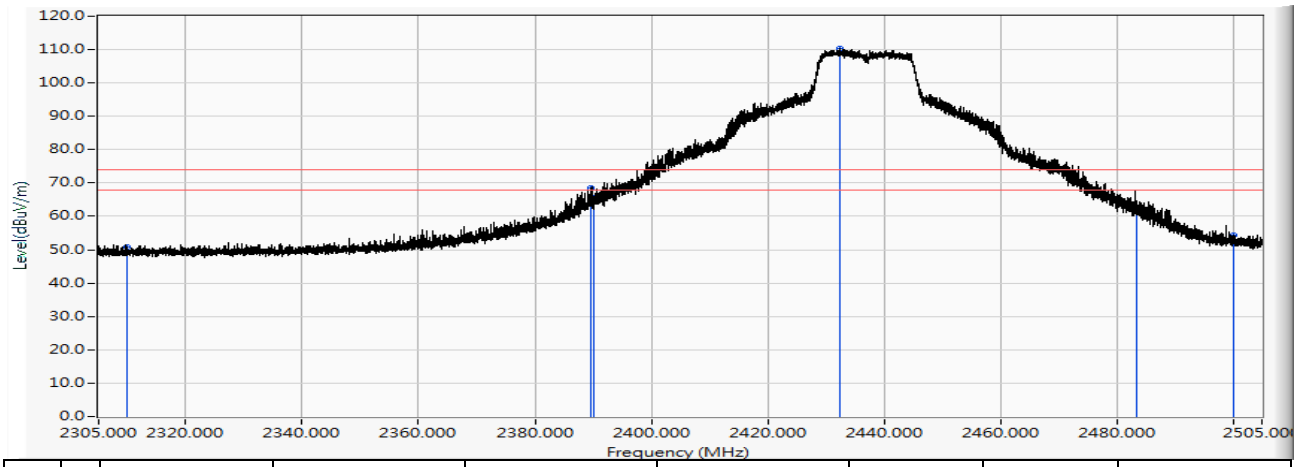

		Frequency (MHz)	Correct Factor (dB)	Reading Level (dBuV)	Measure Level (dBuV/m)	Margin (dB)	Limit (dBuV/m)	Detector Type
1		2310.000	12.384	38.519	50.903	-23.097	74.000	PEAK
2		2389.520	12.908	55.577	68.485	-5.515	74.000	PEAK
3		2390.000	12.911	52.615	65.526	-8.474	74.000	PEAK
4	*	2432.500	13.191	97.023	110.214	36.214	74.000	PEAK
5		2483.500	13.527	48.011	61.538	-12.462	74.000	PEAK
6		2500.000	13.629	40.753	54.382	-19.618	74.000	PEAK

Note:

1. All reading above 1GHz is performed with peak and/or average measurements as necessary.
2. Peak measurements: RBW = 1MHz, VBW = 3 MHz, Sweep: Auto.
3. Average measurements: RBW = 1MHz, VBW = 10 Hz, Sweep: Auto.
4. “ * ”, means this data is the worst emission level.
5. Measurement Level = Reading Level + Correct Factor.
6. The average measurement was not performed when the peak measured data under the limit of average detection. If the readings given are average, peak measurement should also be supplied.
7. The fundamental for reference only, it’s not restricted by unwanted emission limit.

Site : DEKRA Taiwan CB2-H	**Time : 2017/12/13**
Limit : FCC_SpartC_15.209_03M_AV	**Margin : 6**
Probe : CB2_FCC_EFS_B091_1-18GHz_3M_0117 - VERTICAL	**Power : AC 120V/60Hz**
EUT : ConnectCore 6 Plus	**Note : 802.11g_2437MHz**

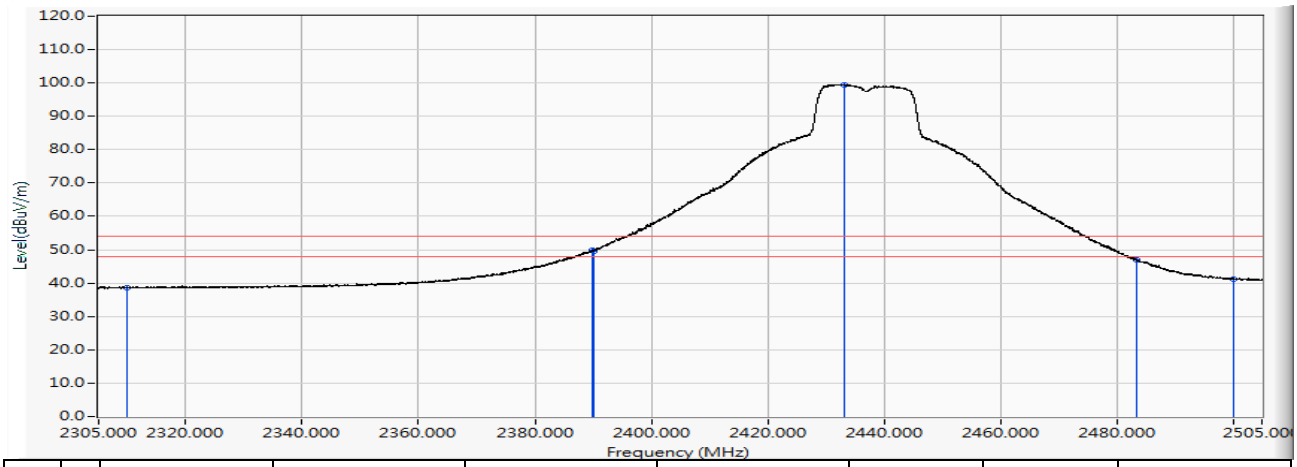

		Frequency (MHz)	Correct Factor (dB)	Reading Level (dBuV)	Measure Level (dBuV/m)	Margin (dB)	Limit (dBuV/m)	Detector Type
1		2310.000	12.384	26.079	38.463	-15.537	54.000	AVERAGE
2		2389.920	12.911	36.864	49.775	-4.225	54.000	AVERAGE
3		2390.000	12.911	36.624	49.535	-4.465	54.000	AVERAGE
4	*	2433.160	13.196	86.327	99.523	45.523	54.000	AVERAGE
5		2483.500	13.527	33.340	46.867	-7.133	54.000	AVERAGE
6		2500.000	13.629	27.611	41.240	-12.760	54.000	AVERAGE

Note:

1. All reading above 1GHz is performed with peak and/or average measurements as necessary.
2. Peak measurements: RBW = 1MHz, VBW = 3 MHz, Sweep: Auto.
3. Average measurements: RBW = 1MHz, VBW = 10 Hz, Sweep: Auto.
4. “ * ”, means this data is the worst emission level.
5. Measurement Level = Reading Level + Correct Factor.
6. The average measurement was not performed when the peak measured data under the limit of average detection. If the readings given are average, peak measurement should also be supplied.
7. The fundamental for reference only, it’s not restricted by unwanted emission limit.

Site : DEKRA Taiwan CB2-H	**Time : 2017/12/13**
Limit : FCC_SpartC_15.209_03M_PK	**Margin : 6**
Probe : CB2_FCC_EFS_B091_1-18GHz_3M_0117 - HORIZONTAL	**Power : AC 120V/60Hz**
EUT : ConnectCore 6 Plus	**Note : 802.11g_2462MHz**

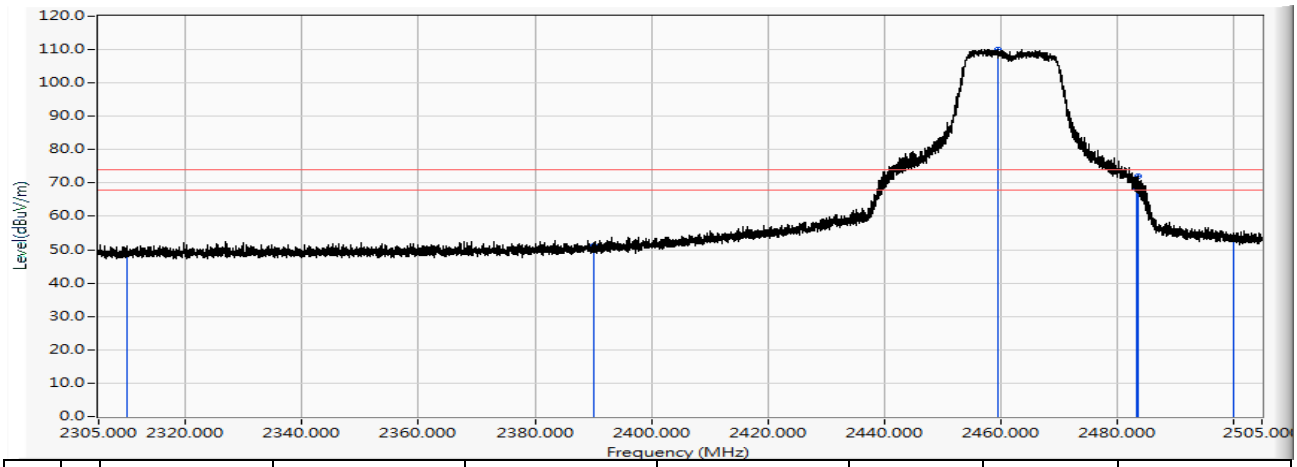

		Frequency (MHz)	Correct Factor (dB)	Reading Level (dBuV)	Measure Level (dBuV/m)	Margin (dB)	Limit (dBuV/m)	Detector Type
1		2310.000	12.384	36.449	48.833	-25.167	74.000	PEAK
2		2390.000	12.911	38.188	51.099	-22.901	74.000	PEAK
3	*	2459.580	13.369	96.784	110.154	36.154	74.000	PEAK
4		2483.500	13.527	54.555	68.082	-5.918	74.000	PEAK
5		2483.740	13.529	58.402	71.931	-2.069	74.000	PEAK
6		2500.000	13.629	40.195	53.824	-20.176	74.000	PEAK

Note:

1. All reading above 1GHz is performed with peak and/or average measurements as necessary.
2. Peak measurements: RBW = 1MHz, VBW = 3 MHz, Sweep: Auto.
3. Average measurements: RBW = 1MHz, VBW = 10 Hz, Sweep: Auto.
4. “ * ”, means this data is the worst emission level.
5. Measurement Level = Reading Level + Correct Factor.
6. The average measurement was not performed when the peak measured data under the limit of average detection. If the readings given are average, peak measurement should also be supplied.
7. The fundamental for reference only, it’s not restricted by unwanted emission limit.

Site : DEKRA Taiwan CB2-H	**Time : 2017/12/13**
Limit : FCC_SpartC_15.209_03M_AV	**Margin : 6**
Probe : CB2_FCC_EFS_B091_1-18GHz_3M_0117 - HORIZONTAL	**Power : AC 120V/60Hz**
EUT : ConnectCore 6 Plus	**Note : 802.11g_2462MHz**

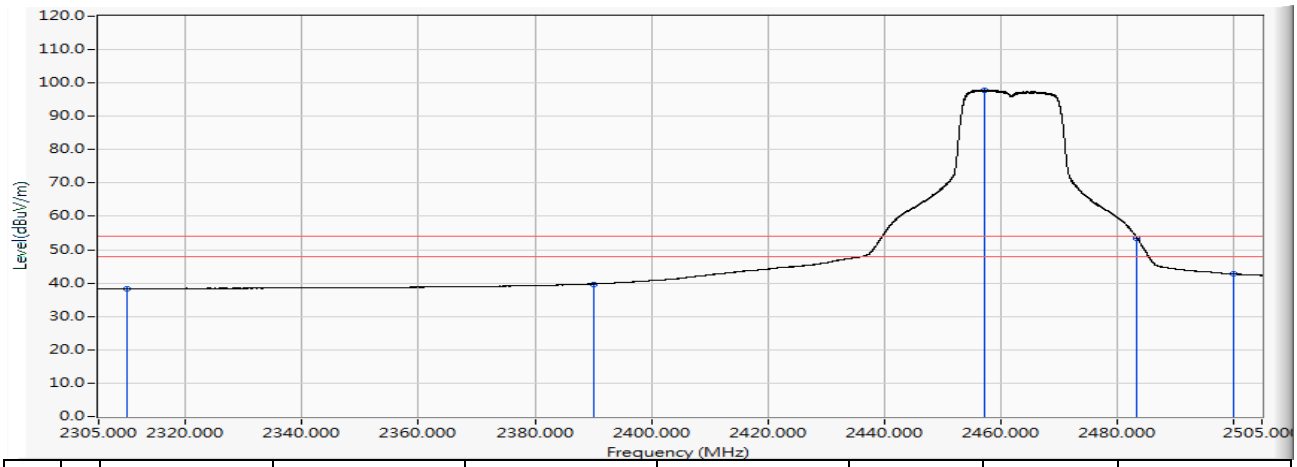

		Frequency (MHz)	Correct Factor (dB)	Reading Level (dBuV)	Measure Level (dBuV/m)	Margin (dB)	Limit (dBuV/m)	Detector Type
1		2310.000	12.384	25.894	38.278	-15.722	54.000	AVERAGE
2		2390.000	12.911	26.817	39.728	-14.272	54.000	AVERAGE
3	*	2457.200	13.354	84.593	97.947	43.947	54.000	AVERAGE
4		2483.500	13.527	40.024	53.551	-0.449	54.000	AVERAGE
5		2483.540	13.527	39.877	53.404	-0.596	54.000	AVERAGE
6		2500.000	13.629	29.070	42.699	-11.301	54.000	AVERAGE

Note:

1. All reading above 1GHz is performed with peak and/or average measurements as necessary.
2. Peak measurements: RBW = 1MHz, VBW = 3 MHz, Sweep: Auto.
3. Average measurements: RBW = 1MHz, VBW = 10 Hz, Sweep: Auto.
4. “ * ”, means this data is the worst emission level.
5. Measurement Level = Reading Level + Correct Factor.
6. The average measurement was not performed when the peak measured data under the limit of average detection. If the readings given are average, peak measurement should also be supplied.
7. The fundamental for reference only, it’s not restricted by unwanted emission limit.

Site : DEKRA Taiwan CB2-H	**Time : 2017/12/13**
Limit : FCC_SpartC_15.209_03M_PK	**Margin : 6**
Probe : CB2_FCC_EFS_B091_1-18GHz_3M_0117 - VERTICAL	**Power : AC 120V/60Hz**
EUT : ConnectCore 6 Plus	**Note : 802.11g_2462MHz**

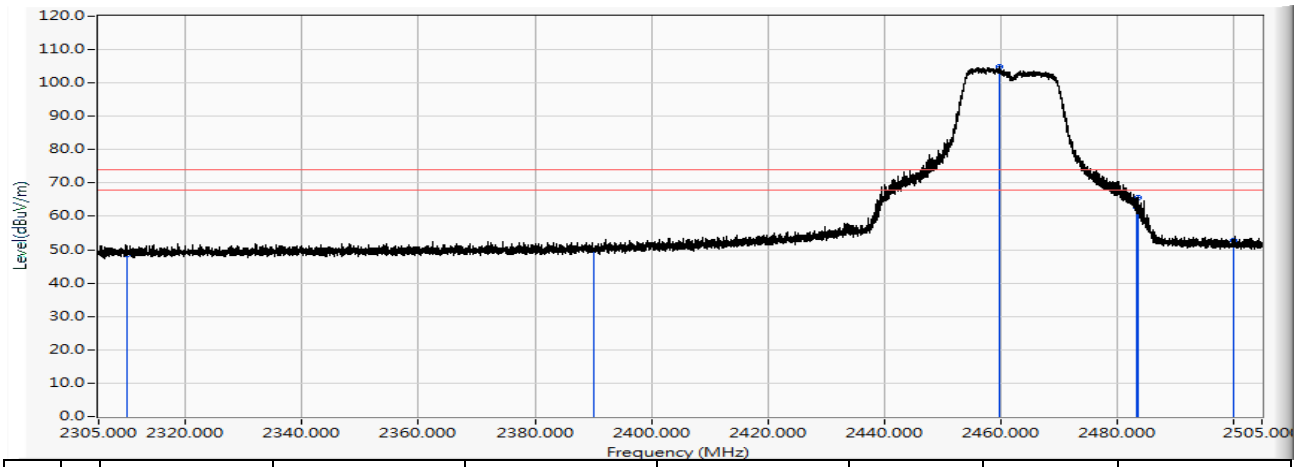

		Frequency (MHz)	Correct Factor (dB)	Reading Level (dBuV)	Measure Level (dBuV/m)	Margin (dB)	Limit (dBuV/m)	Detector Type
1		2310.000	12.384	36.218	48.602	-25.398	74.000	PEAK
2		2390.000	12.911	36.983	49.894	-24.106	74.000	PEAK
3	*	2459.780	13.371	91.429	104.800	30.800	74.000	PEAK
4		2483.500	13.527	49.057	62.584	-11.416	74.000	PEAK
5		2483.700	13.529	51.981	65.510	-8.490	74.000	PEAK
6		2500.000	13.629	39.105	52.734	-21.266	74.000	PEAK

Note:

1. All reading above 1GHz is performed with peak and/or average measurements as necessary.
2. Peak measurements: RBW = 1MHz, VBW = 3 MHz, Sweep: Auto.
3. Average measurements: RBW = 1MHz, VBW = 10 Hz, Sweep: Auto.
4. “ * ”, means this data is the worst emission level.
5. Measurement Level = Reading Level + Correct Factor.
6. The average measurement was not performed when the peak measured data under the limit of average detection. If the readings given are average, peak measurement should also be supplied.
7. The fundamental for reference only, it’s not restricted by unwanted emission limit.

Site : DEKRA Taiwan CB2-H	**Time : 2017/12/13**
Limit : FCC_SpartC_15.209_03M_AV	**Margin : 6**
Probe : CB2_FCC_EFS_B091_1-18GHz_3M_0117 - VERTICAL	**Power : AC 120V/60Hz**
EUT : ConnectCore 6 Plus	**Note : 802.11g_2462MHz**

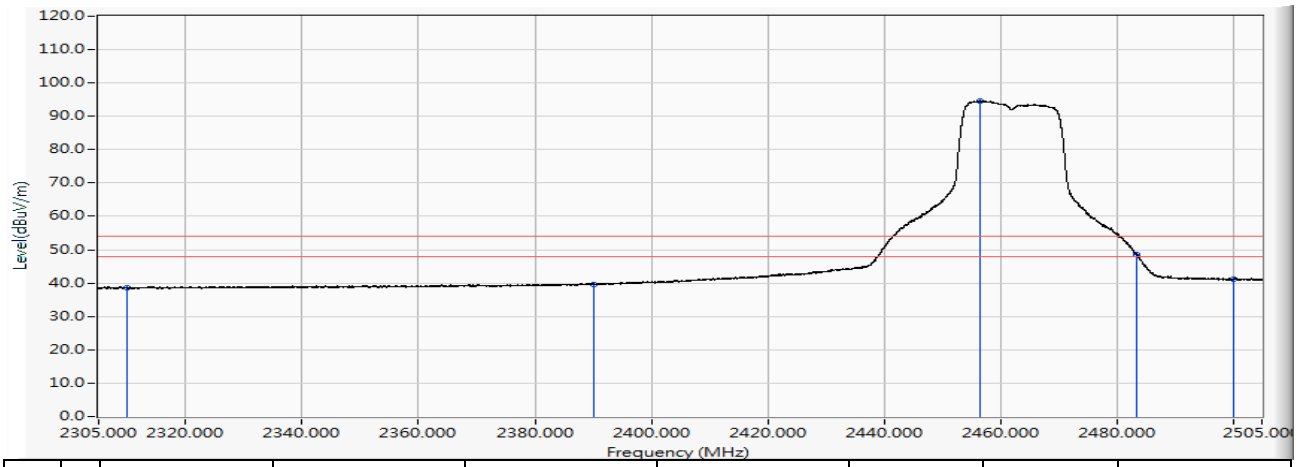

		Frequency (MHz)	Correct Factor (dB)	Reading Level (dBuV)	Measure Level (dBuV/m)	Margin (dB)	Limit (dBuV/m)	Detector Type
1		2310.000	12.384	26.115	38.499	-15.501	54.000	AVERAGE
2		2390.000	12.911	26.721	39.632	-14.368	54.000	AVERAGE
3	*	2456.620	13.350	81.291	94.641	40.641	54.000	AVERAGE
4		2483.500	13.527	35.035	48.562	-5.438	54.000	AVERAGE
5		2483.540	13.527	35.030	48.557	-5.443	54.000	AVERAGE
6		2500.000	13.629	27.450	41.079	-12.921	54.000	AVERAGE

Note:

1. All reading above 1GHz is performed with peak and/or average measurements as necessary.
2. Peak measurements: RBW = 1MHz, VBW = 3 MHz, Sweep: Auto.
3. Average measurements: RBW = 1MHz, VBW = 10 Hz, Sweep: Auto.
4. “ * ”, means this data is the worst emission level.
5. Measurement Level = Reading Level + Correct Factor.
6. The average measurement was not performed when the peak measured data under the limit of average detection. If the readings given are average, peak measurement should also be supplied.
7. The fundamental for reference only, it’s not restricted by unwanted emission limit.

Site : DEKRA Taiwan CB2-H	**Time : 2017/12/13**
Limit : FCC_SpartC_15.209_03M_PK	**Margin : 6**
Probe : CB2_FCC_EFS_B091_1-18GHz_3M_0117 - HORIZONTAL	**Power : AC 120V/60Hz**
EUT : ConnectCore 6 Plus	**Note : 802.11n(20M)_2412MHz**

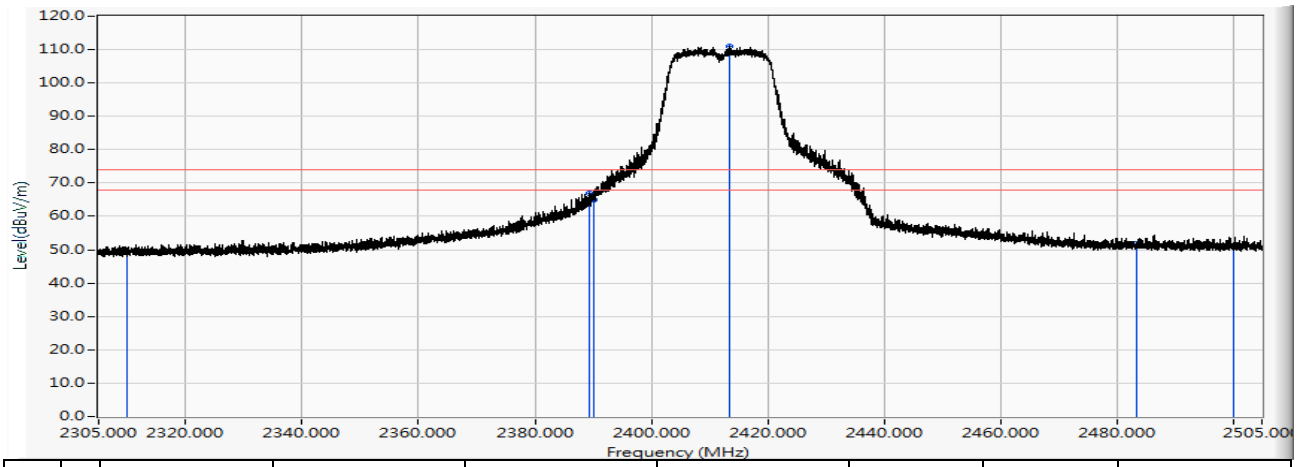

		Frequency (MHz)	Correct Factor (dB)	Reading Level (dBuV)	Measure Level (dBuV/m)	Margin (dB)	Limit (dBuV/m)	Detector Type
1		2310.000	12.384	36.708	49.092	-24.908	74.000	PEAK
2		2389.280	12.906	54.010	66.916	-7.084	74.000	PEAK
3		2390.000	12.911	52.166	65.077	-8.923	74.000	PEAK
4	*	2413.440	13.065	97.800	110.866	36.866	74.000	PEAK
5		2483.500	13.527	38.173	51.700	-22.300	74.000	PEAK
6		2500.000	13.629	37.606	51.235	-22.765	74.000	PEAK

Note:

1. All reading above 1GHz is performed with peak and/or average measurements as necessary.
2. Peak measurements: RBW = 1MHz, VBW = 3 MHz, Sweep: Auto.
3. Average measurements: RBW = 1MHz, VBW = 10 Hz, Sweep: Auto.
4. “ * ”, means this data is the worst emission level.
5. Measurement Level = Reading Level + Correct Factor.
6. The average measurement was not performed when the peak measured data under the limit of average detection. If the readings given are average, peak measurement should also be supplied.
7. The fundamental for reference only, it’s not restricted by unwanted emission limit.

Site : DEKRA Taiwan CB2-H	**Time : 2017/12/13**
Limit : FCC_SpartC_15.209_03M_AV	**Margin : 6**
Probe : CB2_FCC_EFS_B091_1-18GHz_3M_0117 - HORIZONTAL	**Power : AC 120V/60Hz**
EUT : ConnectCore 6 Plus	**Note : 802.11n(20M)_2412MHz**

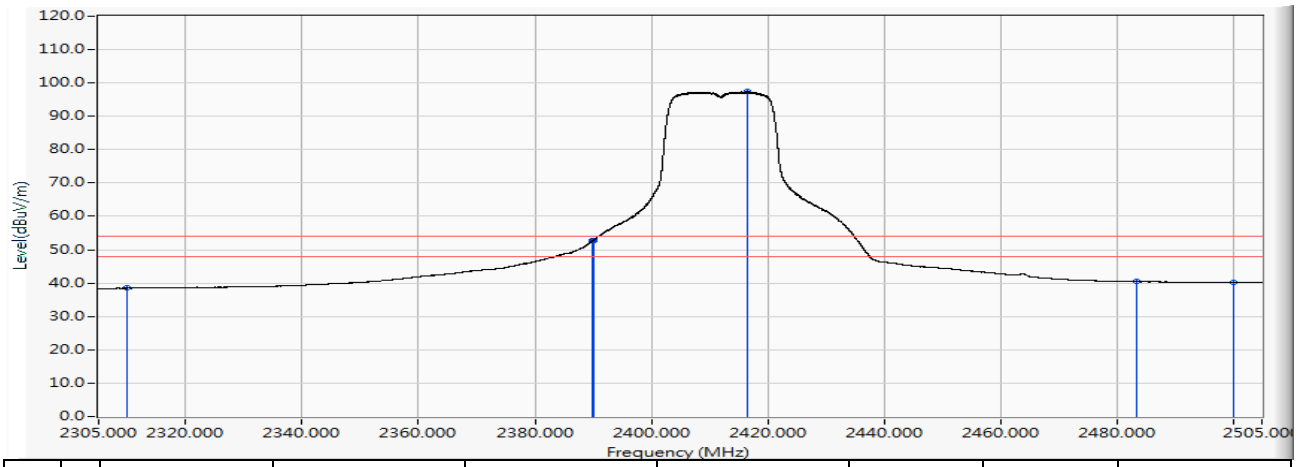

		Frequency (MHz)	Correct Factor (dB)	Reading Level (dBuV)	Measure Level (dBuV/m)	Margin (dB)	Limit (dBuV/m)	Detector Type
1		2310.000	12.384	26.071	38.455	-15.545	54.000	AVERAGE
2		2389.980	12.911	39.860	52.771	-1.229	54.000	AVERAGE
3		2390.000	12.911	39.820	52.731	-1.269	54.000	AVERAGE
4	*	2416.580	13.087	84.259	97.345	43.345	54.000	AVERAGE
5		2483.500	13.527	26.898	40.425	-13.575	54.000	AVERAGE
6		2500.000	13.629	26.636	40.265	-13.735	54.000	AVERAGE

Note:

1. All reading above 1GHz is performed with peak and/or average measurements as necessary.
2. Peak measurements: RBW = 1MHz, VBW = 3 MHz, Sweep: Auto.
3. Average measurements: RBW = 1MHz, VBW = 10 Hz, Sweep: Auto.
4. “ * ”, means this data is the worst emission level.
5. Measurement Level = Reading Level + Correct Factor.
6. The average measurement was not performed when the peak measured data under the limit of average detection. If the readings given are average, peak measurement should also be supplied.
7. The fundamental for reference only, it’s not restricted by unwanted emission limit.

Site : DEKRA Taiwan CB2-H	**Time : 2017/12/13**
Limit : FCC_SpartC_15.209_03M_PK	**Margin : 6**
Probe : CB2_FCC_EFS_B091_1-18GHz_3M_0117 - VERTICAL	**Power : AC 120V/60Hz**
EUT : ConnectCore 6 Plus	**Note : 802.11n(20M)_2412MHz**

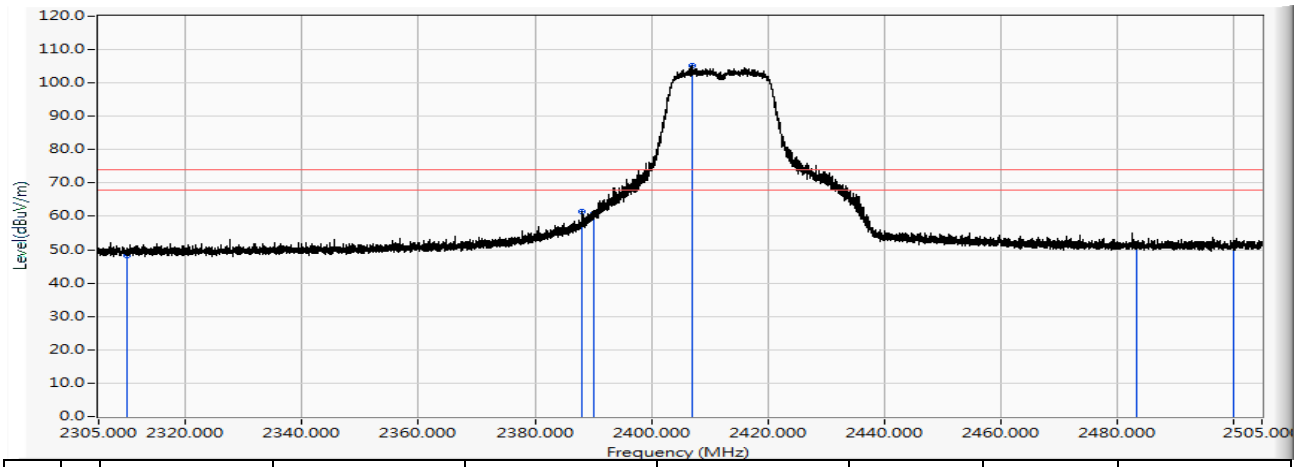

		Frequency (MHz)	Correct Factor (dB)	Reading Level (dBuV)	Measure Level (dBuV/m)	Margin (dB)	Limit (dBuV/m)	Detector Type
1		2310.000	12.384	35.990	48.374	-25.626	74.000	PEAK
2		2388.120	12.899	48.435	61.334	-12.666	74.000	PEAK
3		2390.000	12.911	47.768	60.679	-13.321	74.000	PEAK
4	*	2407.140	13.025	92.309	105.333	31.333	74.000	PEAK
5		2483.500	13.527	38.152	51.679	-22.321	74.000	PEAK
6		2500.000	13.629	37.415	51.044	-22.956	74.000	PEAK

Note:

1. All reading above 1GHz is performed with peak and/or average measurements as necessary.
2. Peak measurements: RBW = 1MHz, VBW = 3 MHz, Sweep: Auto.
3. Average measurements: RBW = 1MHz, VBW = 10 Hz, Sweep: Auto.
4. “ * ”, means this data is the worst emission level.
5. Measurement Level = Reading Level + Correct Factor.
6. The average measurement was not performed when the peak measured data under the limit of average detection. If the readings given are average, peak measurement should also be supplied.
7. The fundamental for reference only, it’s not restricted by unwanted emission limit.

Site : DEKRA Taiwan CB2-H	**Time : 2017/12/13**
Limit : FCC_SpartC_15.209_03M_AV	**Margin : 6**
Probe : CB2_FCC_EFS_B091_1-18GHz_3M_0117 - VERTICAL	**Power : AC 120V/60Hz**
EUT : ConnectCore 6 Plus	**Note : 802.11n(20M)_2412MHz**

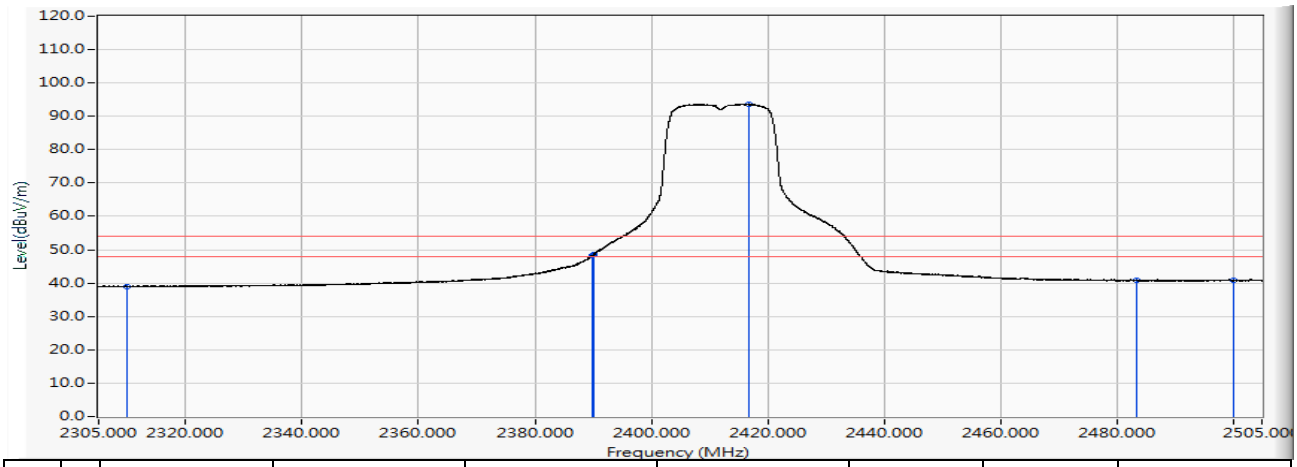

		Frequency (MHz)	Correct Factor (dB)	Reading Level (dBuV)	Measure Level (dBuV/m)	Margin (dB)	Limit (dBuV/m)	Detector Type
1		2310.000	12.384	26.565	38.949	-15.051	54.000	AVERAGE
2		2389.980	12.911	35.421	48.332	-5.668	54.000	AVERAGE
3		2390.000	12.911	35.514	48.425	-5.575	54.000	AVERAGE
4	*	2416.760	13.087	80.670	93.758	39.758	54.000	AVERAGE
5		2483.500	13.527	27.215	40.742	-13.258	54.000	AVERAGE
6		2500.000	13.629	27.124	40.753	-13.247	54.000	AVERAGE

Note:

1. All reading above 1GHz is performed with peak and/or average measurements as necessary.
2. Peak measurements: RBW = 1MHz, VBW = 3 MHz, Sweep: Auto.
3. Average measurements: RBW = 1MHz, VBW = 10 Hz, Sweep: Auto.
4. “ * ”, means this data is the worst emission level.
5. Measurement Level = Reading Level + Correct Factor.
6. The average measurement was not performed when the peak measured data under the limit of average detection. If the readings given are average, peak measurement should also be supplied.
7. The fundamental for reference only, it’s not restricted by unwanted emission limit.

Site : DEKRA Taiwan CB2-H	**Time : 2017/12/13**
Limit : FCC_SpartC_15.209_03M_PK	**Margin : 6**
Probe : CB2_FCC_EFS_B091_1-18GHz_3M_0117 - HORIZONTAL	**Power : AC 120V/60Hz**
EUT : ConnectCore 6 Plus	**Note : 802.11n(20M)_2437MHz**

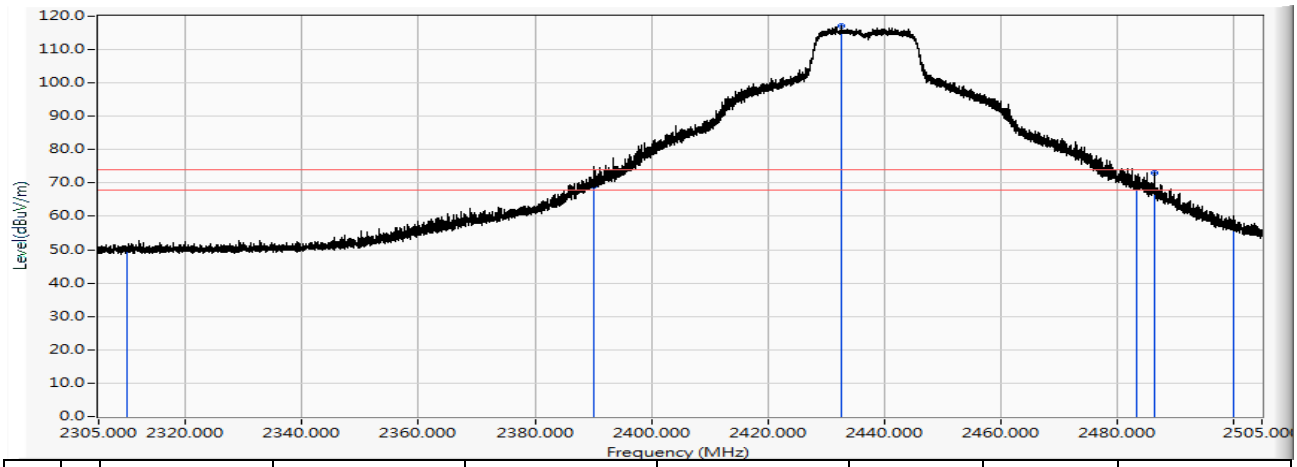

		Frequency (MHz)	Correct Factor (dB)	Reading Level (dBuV)	Measure Level (dBuV/m)	Margin (dB)	Limit (dBuV/m)	Detector Type
1		2310.000	12.384	37.337	49.721	-24.279	74.000	PEAK
2		2390.000	12.911	56.315	69.226	-4.774	74.000	PEAK
3	*	2432.760	13.193	103.759	116.952	42.952	74.000	PEAK
4		2483.500	13.527	55.824	69.351	-4.649	74.000	PEAK
5		2486.560	13.548	59.501	73.048	-0.952	74.000	PEAK
6		2500.000	13.629	43.368	56.997	-17.003	74.000	PEAK

Note:

1. All reading above 1GHz is performed with peak and/or average measurements as necessary.
2. Peak measurements: RBW = 1MHz, VBW = 3 MHz, Sweep: Auto.
3. Average measurements: RBW = 1MHz, VBW = 10 Hz, Sweep: Auto.
4. “ * ”, means this data is the worst emission level.
5. Measurement Level = Reading Level + Correct Factor.
6. The average measurement was not performed when the peak measured data under the limit of average detection. If the readings given are average, peak measurement should also be supplied.
7. The fundamental for reference only, it’s not restricted by unwanted emission limit.

Site : DEKRA Taiwan CB2-H	**Time : 2017/12/13**
Limit : FCC_SpartC_15.209_03M_AV	**Margin : 6**
Probe : CB2_FCC_EFS_B091_1-18GHz_3M_0117 - HORIZONTAL	**Power : AC 120V/60Hz**
EUT : ConnectCore 6 Plus	**Note : 802.11n(20M)_2437MHz**

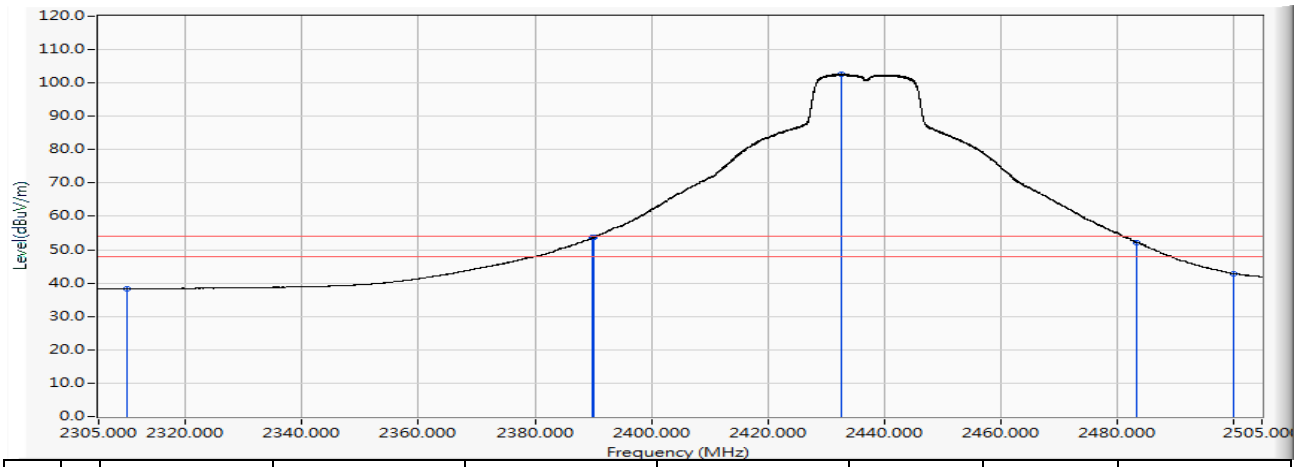

		Frequency (MHz)	Correct Factor (dB)	Reading Level (dBuV)	Measure Level (dBuV/m)	Margin (dB)	Limit (dBuV/m)	Detector Type
1		2310.000	12.384	25.929	38.313	-15.687	54.000	AVERAGE
2		2389.960	12.911	40.712	53.623	-0.377	54.000	AVERAGE
3		2390.000	12.911	40.672	53.583	-0.417	54.000	AVERAGE
4	*	2432.820	13.193	89.468	102.661	48.661	54.000	AVERAGE
5		2483.500	13.527	38.630	52.157	-1.843	54.000	AVERAGE
6		2500.000	13.629	29.301	42.930	-11.070	54.000	AVERAGE

Note:

1. All reading above 1GHz is performed with peak and/or average measurements as necessary.
2. Peak measurements: RBW = 1MHz, VBW = 3 MHz, Sweep: Auto.
3. Average measurements: RBW = 1MHz, VBW = 10 Hz, Sweep: Auto.
4. “ * ”, means this data is the worst emission level.
5. Measurement Level = Reading Level + Correct Factor.
6. The average measurement was not performed when the peak measured data under the limit of average detection. If the readings given are average, peak measurement should also be supplied.
7. The fundamental for reference only, it’s not restricted by unwanted emission limit.

Site : DEKRA Taiwan CB2-H	**Time : 2017/12/13**
Limit : FCC_SpartC_15.209_03M_PK	**Margin : 6**
Probe : CB2_FCC_EFS_B091_1-18GHz_3M_0117 - VERTICAL	**Power : AC 120V/60Hz**
EUT : ConnectCore 6 Plus	**Note : 802.11n(20M)_2437MHz**

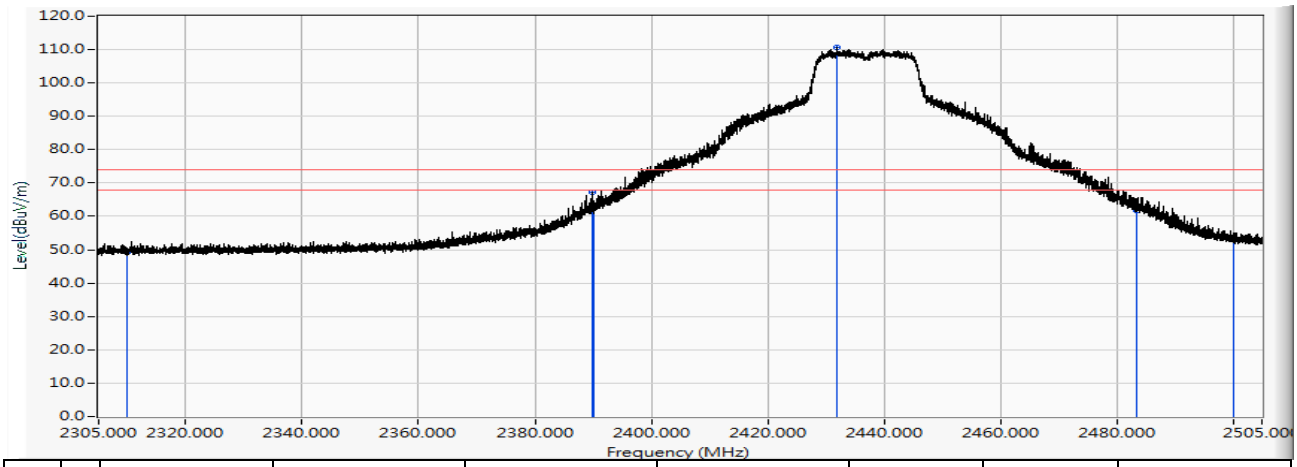

		Frequency (MHz)	Correct Factor (dB)	Reading Level (dBuV)	Measure Level (dBuV/m)	Margin (dB)	Limit (dBuV/m)	Detector Type
1		2310.000	12.384	36.890	49.274	-24.726	74.000	PEAK
2		2389.820	12.910	54.444	67.354	-6.646	74.000	PEAK
3		2390.000	12.911	49.939	62.850	-11.150	74.000	PEAK
4	*	2431.860	13.187	97.493	110.680	36.680	74.000	PEAK
5		2483.500	13.527	48.160	61.687	-12.313	74.000	PEAK
6		2500.000	13.629	39.559	53.188	-20.812	74.000	PEAK

Note:

1. All reading above 1GHz is performed with peak and/or average measurements as necessary.
2. Peak measurements: RBW = 1MHz, VBW = 3 MHz, Sweep: Auto.
3. Average measurements: RBW = 1MHz, VBW = 10 Hz, Sweep: Auto.
4. “ * ”, means this data is the worst emission level.
5. Measurement Level = Reading Level + Correct Factor.
6. The average measurement was not performed when the peak measured data under the limit of average detection. If the readings given are average, peak measurement should also be supplied.
7. The fundamental for reference only, it’s not restricted by unwanted emission limit.

Site : DEKRA Taiwan CB2-H	**Time : 2017/12/13**
Limit : FCC_SpartC_15.209_03M_AV	**Margin : 6**
Probe : CB2_FCC_EFS_B091_1-18GHz_3M_0117 - VERTICAL	**Power : AC 120V/60Hz**
EUT : ConnectCore 6 Plus	**Note : 802.11n(20M)_2437MHz**

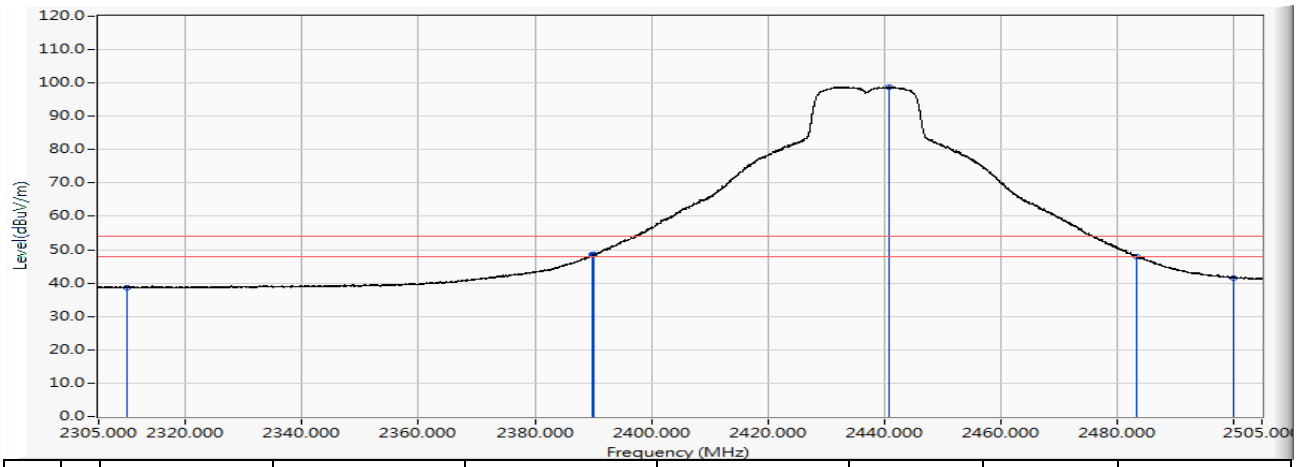

		Frequency (MHz)	Correct Factor (dB)	Reading Level (dBuV)	Measure Level (dBuV/m)	Margin (dB)	Limit (dBuV/m)	Detector Type
1		2310.000	12.384	26.334	38.718	-15.282	54.000	AVERAGE
2		2389.980	12.911	35.602	48.513	-5.487	54.000	AVERAGE
3		2390.000	12.911	35.541	48.452	-5.548	54.000	AVERAGE
4	*	2441.020	13.248	85.612	98.859	44.859	54.000	AVERAGE
5		2483.500	13.527	34.436	47.963	-6.037	54.000	AVERAGE
6		2500.000	13.629	28.007	41.636	-12.364	54.000	AVERAGE

Note:

1. All reading above 1GHz is performed with peak and/or average measurements as necessary.
2. Peak measurements: RBW = 1MHz, VBW = 3 MHz, Sweep: Auto.
3. Average measurements: RBW = 1MHz, VBW = 10 Hz, Sweep: Auto.
4. “ * ”, means this data is the worst emission level.
5. Measurement Level = Reading Level + Correct Factor.
6. The average measurement was not performed when the peak measured data under the limit of average detection. If the readings given are average, peak measurement should also be supplied.
7. The fundamental for reference only, it’s not restricted by unwanted emission limit.

Site : DEKRA Taiwan CB2-H	**Time : 2017/12/13**
Limit : FCC_SpartC_15.209_03M_PK	**Margin : 6**
Probe : CB2_FCC_EFS_B091_1-18GHz_3M_0117 - HORIZONTAL	**Power : AC 120V/60Hz**
EUT : ConnectCore 6 Plus	**Note : 802.11n(20M)_2462MHz**

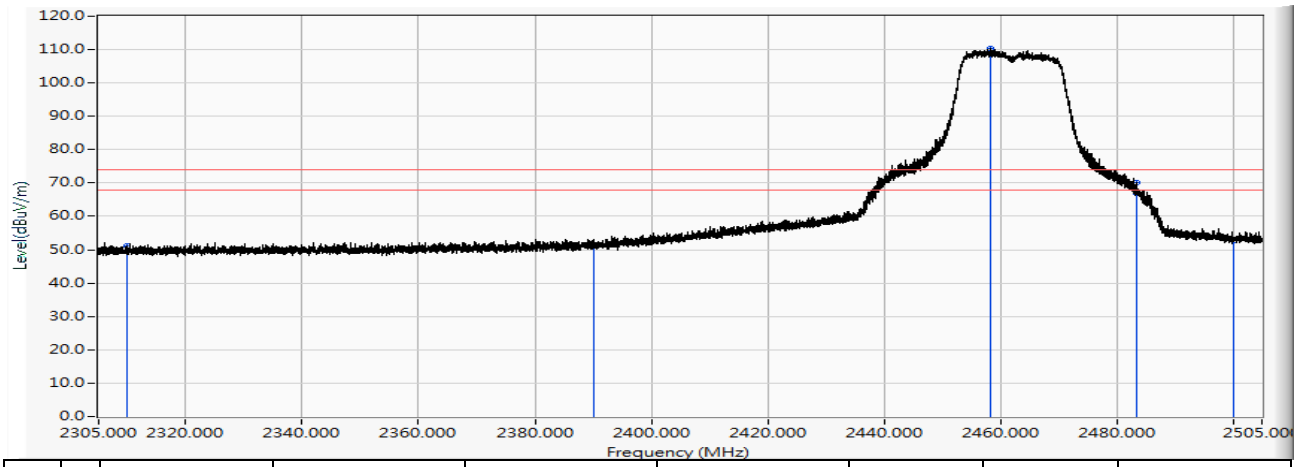

		Frequency (MHz)	Correct Factor (dB)	Reading Level (dBuV)	Measure Level (dBuV/m)	Margin (dB)	Limit (dBuV/m)	Detector Type
1		2310.000	12.384	38.644	51.028	-22.972	74.000	PEAK
2		2390.000	12.911	38.087	50.998	-23.002	74.000	PEAK
3	*	2458.260	13.361	96.904	110.265	36.265	74.000	PEAK
4		2483.500	13.527	53.282	66.809	-7.191	74.000	PEAK
5		2483.520	13.527	56.501	70.028	-3.972	74.000	PEAK
6		2500.000	13.629	39.003	52.632	-21.368	74.000	PEAK

Note:

1. All reading above 1GHz is performed with peak and/or average measurements as necessary.
2. Peak measurements: RBW = 1MHz, VBW = 3 MHz, Sweep: Auto.
3. Average measurements: RBW = 1MHz, VBW = 10 Hz, Sweep: Auto.
4. “ * ”, means this data is the worst emission level.
5. Measurement Level = Reading Level + Correct Factor.
6. The average measurement was not performed when the peak measured data under the limit of average detection. If the readings given are average, peak measurement should also be supplied.
7. The fundamental for reference only, it’s not restricted by unwanted emission limit.

Site : DEKRA Taiwan CB2-H	**Time : 2017/12/13**
Limit : FCC_SpartC_15.209_03M_AV	**Margin : 6**
Probe : CB2_FCC_EFS_B091_1-18GHz_3M_0117 - HORIZONTAL	**Power : AC 120V/60Hz**
EUT : ConnectCore 6 Plus	**Note : 802.11n(20M)_2462MHz**

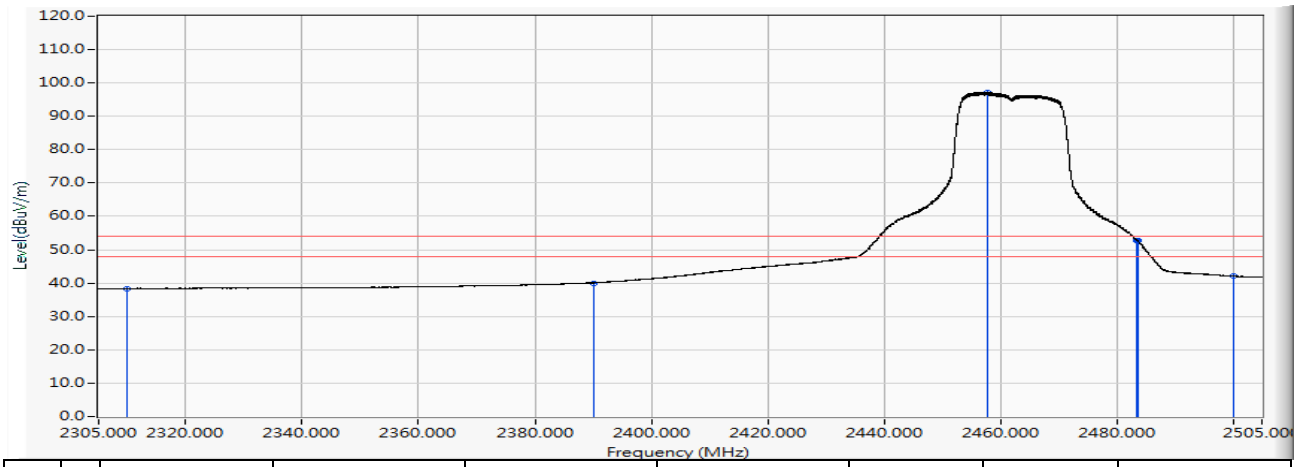

		Frequency (MHz)	Correct Factor (dB)	Reading Level (dBuV)	Measure Level (dBuV/m)	Margin (dB)	Limit (dBuV/m)	Detector Type
1		2310.000	12.384	25.944	38.328	-15.672	54.000	AVERAGE
2		2390.000	12.911	27.139	40.050	-13.950	54.000	AVERAGE
3	*	2457.820	13.358	83.881	97.239	43.239	54.000	AVERAGE
4		2483.500	13.527	39.210	52.737	-1.263	54.000	AVERAGE
5		2483.620	13.527	39.251	52.779	-1.221	54.000	AVERAGE
6		2500.000	13.629	28.433	42.062	-11.938	54.000	AVERAGE

Note:

1. All reading above 1GHz is performed with peak and/or average measurements as necessary.
2. Peak measurements: RBW = 1MHz, VBW = 3 MHz, Sweep: Auto.
3. Average measurements: RBW = 1MHz, VBW = 10 Hz, Sweep: Auto.
4. “ * ”, means this data is the worst emission level.
5. Measurement Level = Reading Level + Correct Factor.
6. The average measurement was not performed when the peak measured data under the limit of average detection. If the readings given are average, peak measurement should also be supplied.
7. The fundamental for reference only, it’s not restricted by unwanted emission limit.

Site : DEKRA Taiwan CB2-H	**Time : 2017/12/13**
Limit : FCC_SpartC_15.209_03M_PK	**Margin : 6**
Probe : CB2_FCC_EFS_B091_1-18GHz_3M_0117 - VERTICAL	**Power : AC 120V/60Hz**
EUT : ConnectCore 6 Plus	**Note : 802.11n(20M)_2462MHz**

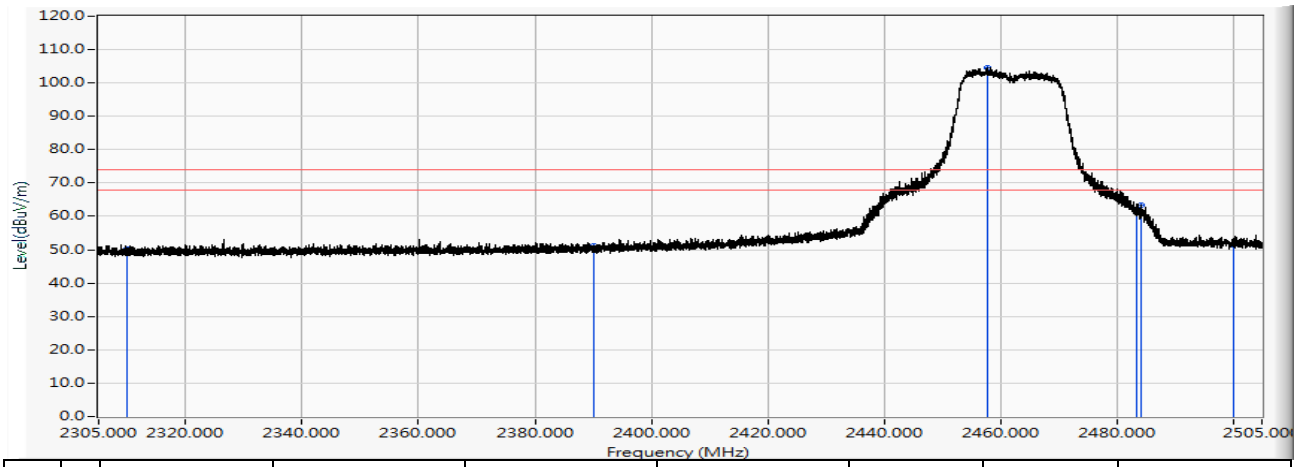

		Frequency (MHz)	Correct Factor (dB)	Reading Level (dBuV)	Measure Level (dBuV/m)	Margin (dB)	Limit (dBuV/m)	Detector Type
1		2310.000	12.384	37.660	50.044	-23.956	74.000	PEAK
2		2390.000	12.911	38.151	51.062	-22.938	74.000	PEAK
3	*	2457.920	13.359	91.135	104.494	30.494	74.000	PEAK
4		2483.500	13.527	48.689	62.216	-11.784	74.000	PEAK
5		2484.240	13.532	49.850	63.382	-10.618	74.000	PEAK
6		2500.000	13.629	37.780	51.409	-22.591	74.000	PEAK

Note:

1. All reading above 1GHz is performed with peak and/or average measurements as necessary.
2. Peak measurements: RBW = 1MHz, VBW = 3 MHz, Sweep: Auto.
3. Average measurements: RBW = 1MHz, VBW = 10 Hz, Sweep: Auto.
4. “ * ”, means this data is the worst emission level.
5. Measurement Level = Reading Level + Correct Factor.
6. The average measurement was not performed when the peak measured data under the limit of average detection. If the readings given are average, peak measurement should also be supplied.
7. The fundamental for reference only, it’s not restricted by unwanted emission limit.

Site : DEKRA Taiwan CB2-H	**Time : 2017/12/13**
Limit : FCC_SpartC_15.209_03M_AV	**Margin : 6**
Probe : CB2_FCC_EFS_B091_1-18GHz_3M_0117 - VERTICAL	**Power : AC 120V/60Hz**
EUT : ConnectCore 6 Plus	**Note : 802.11n(20M)_2462MHz**

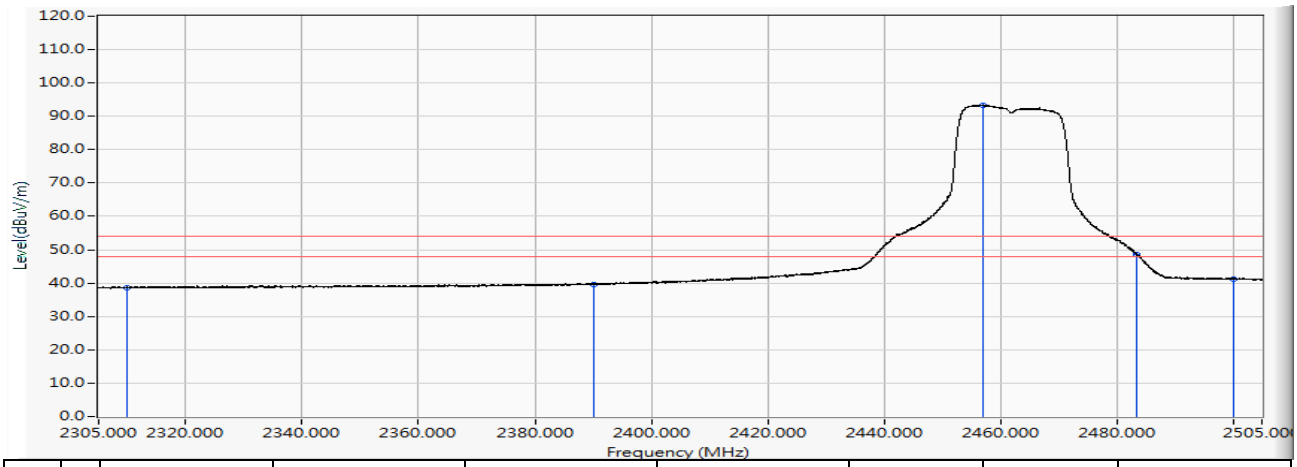

		Frequency (MHz)	Correct Factor (dB)	Reading Level (dBuV)	Measure Level (dBuV/m)	Margin (dB)	Limit (dBuV/m)	Detector Type
1		2310.000	12.384	26.281	38.665	-15.335	54.000	AVERAGE
2		2390.000	12.911	26.801	39.712	-14.288	54.000	AVERAGE
3	*	2457.040	13.353	80.081	93.434	39.434	54.000	AVERAGE
4		2483.500	13.527	35.030	48.557	-5.443	54.000	AVERAGE
5		2483.520	13.527	34.939	48.466	-5.534	54.000	AVERAGE
6		2500.000	13.629	27.573	41.202	-12.798	54.000	AVERAGE

Note:

1. All reading above 1GHz is performed with peak and/or average measurements as necessary.
2. Peak measurements: RBW = 1MHz, VBW = 3 MHz, Sweep: Auto.
3. Average measurements: RBW = 1MHz, VBW = 10 Hz, Sweep: Auto.
4. “ * ”, means this data is the worst emission level.
5. Measurement Level = Reading Level + Correct Factor.
6. The average measurement was not performed when the peak measured data under the limit of average detection. If the readings given are average, peak measurement should also be supplied.
7. The fundamental for reference only, it’s not restricted by unwanted emission limit.

Site : DEKRA Taiwan CB2-H	**Time : 2017/12/13**
Limit : FCC_SpartC_15.209_03M_PK	**Margin : 6**
Probe : CB2_FCC_EFS_B091_1-18GHz_3M_0117 - HORIZONTAL	**Power : AC 120V/60Hz**
EUT : ConnectCore 6 Plus	**Note : 802.11n(40M)_2422MHz**

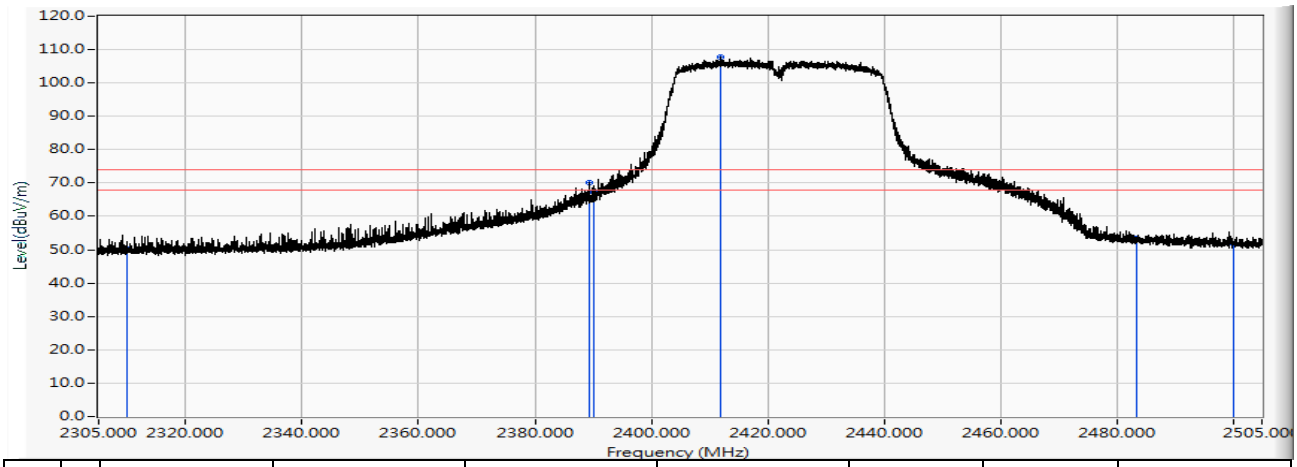

		Frequency (MHz)	Correct Factor (dB)	Reading Level (dBuV)	Measure Level (dBuV/m)	Margin (dB)	Limit (dBuV/m)	Detector Type
1		2310.000	12.384	37.822	50.206	-23.794	74.000	PEAK
2		2389.240	12.906	57.162	70.068	-3.932	74.000	PEAK
3		2390.000	12.911	54.456	67.367	-6.633	74.000	PEAK
4	*	2411.860	13.055	94.565	107.620	33.620	74.000	PEAK
5		2483.500	13.527	39.761	53.288	-20.712	74.000	PEAK
6		2500.000	13.629	38.215	51.844	-22.156	74.000	PEAK

Note:

1. All reading above 1GHz is performed with peak and/or average measurements as necessary.
2. Peak measurements: RBW = 1MHz, VBW = 3 MHz, Sweep: Auto.
3. Average measurements: RBW = 1MHz, VBW = 10 Hz, Sweep: Auto.
4. “ * ”, means this data is the worst emission level.
5. Measurement Level = Reading Level + Correct Factor.
6. The average measurement was not performed when the peak measured data under the limit of average detection. If the readings given are average, peak measurement should also be supplied.
7. The fundamental for reference only, it’s not restricted by unwanted emission limit.

Site : DEKRA Taiwan CB2-H	**Time : 2017/12/13**
Limit : FCC_SpartC_15.209_03M_AV	**Margin : 6**
Probe : CB2_FCC_EFS_B091_1-18GHz_3M_0117 - HORIZONTAL	**Power : AC 120V/60Hz**
EUT : ConnectCore 6 Plus	**Note : 802.11n(40M)_2422MHz**

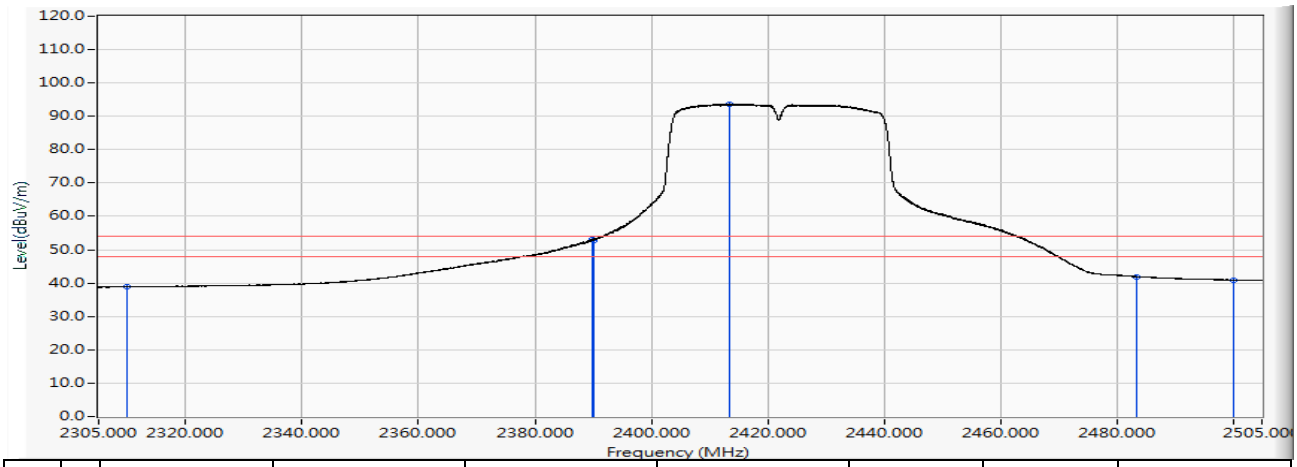

		Frequency (MHz)	Correct Factor (dB)	Reading Level (dBuV)	Measure Level (dBuV/m)	Margin (dB)	Limit (dBuV/m)	Detector Type
1		2310.000	12.384	26.407	38.791	-15.209	54.000	AVERAGE
2		2389.920	12.911	40.301	53.212	-0.788	54.000	AVERAGE
3		2390.000	12.911	39.877	52.788	-1.212	54.000	AVERAGE
4	*	2413.580	13.066	80.648	93.715	39.715	54.000	AVERAGE
5		2483.500	13.527	28.388	41.915	-12.085	54.000	AVERAGE
6		2500.000	13.629	27.347	40.976	-13.024	54.000	AVERAGE

Note:

1. All reading above 1GHz is performed with peak and/or average measurements as necessary.
2. Peak measurements: RBW = 1MHz, VBW = 3 MHz, Sweep: Auto.
3. Average measurements: RBW = 1MHz, VBW = 10 Hz, Sweep: Auto.
4. “ * ”, means this data is the worst emission level.
5. Measurement Level = Reading Level + Correct Factor.
6. The average measurement was not performed when the peak measured data under the limit of average detection. If the readings given are average, peak measurement should also be supplied.
7. The fundamental for reference only, it’s not restricted by unwanted emission limit.

Site : DEKRA Taiwan CB2-H	**Time : 2017/12/13**
Limit : FCC_SpartC_15.209_03M_PK	**Margin : 6**
Probe : CB2_FCC_EFS_B091_1-18GHz_3M_0117 - VERTICAL	**Power : AC 120V/60Hz**
EUT : ConnectCore 6 Plus	**Note : 802.11n(40M)_2422MHz**

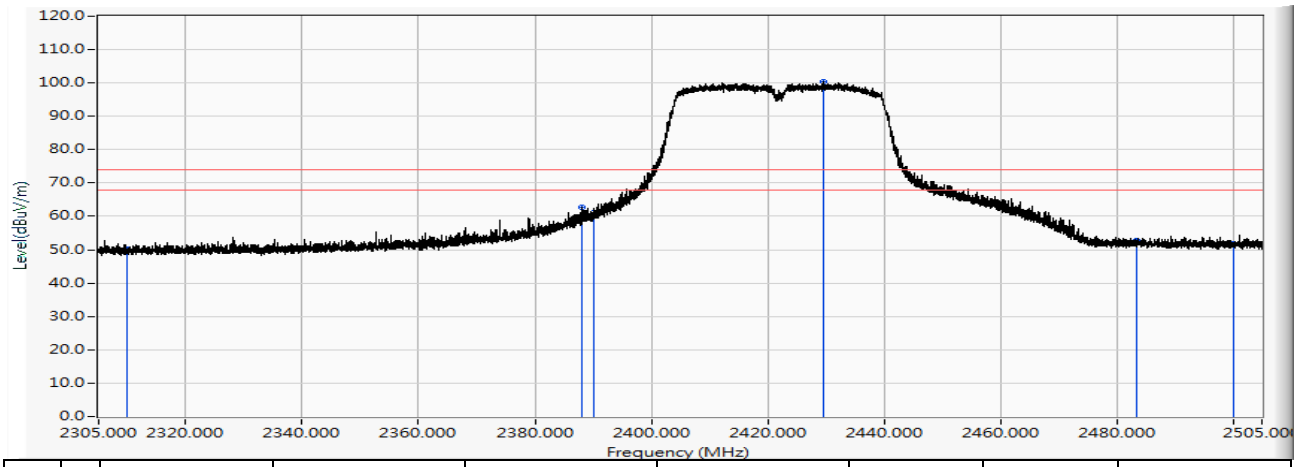

		Frequency (MHz)	Correct Factor (dB)	Reading Level (dBuV)	Measure Level (dBuV/m)	Margin (dB)	Limit (dBuV/m)	Detector Type
1		2310.000	12.384	37.784	50.168	-23.832	74.000	PEAK
2		2388.080	12.899	49.681	62.580	-11.420	74.000	PEAK
3		2390.000	12.911	48.203	61.114	-12.886	74.000	PEAK
4	*	2429.500	13.171	87.254	100.425	26.425	74.000	PEAK
5		2483.500	13.527	39.150	52.677	-21.323	74.000	PEAK
6		2500.000	13.629	38.146	51.775	-22.225	74.000	PEAK

Note:

1. All reading above 1GHz is performed with peak and/or average measurements as necessary.
2. Peak measurements: RBW = 1MHz, VBW = 3 MHz, Sweep: Auto.
3. Average measurements: RBW = 1MHz, VBW = 10 Hz, Sweep: Auto.
4. “ * ”, means this data is the worst emission level.
5. Measurement Level = Reading Level + Correct Factor.
6. The average measurement was not performed when the peak measured data under the limit of average detection. If the readings given are average, peak measurement should also be supplied.
7. The fundamental for reference only, it’s not restricted by unwanted emission limit.

Site : DEKRA Taiwan CB2-H	**Time : 2017/12/13**
Limit : FCC_SpartC_15.209_03M_AV	**Margin : 6**
Probe : CB2_FCC_EFS_B091_1-18GHz_3M_0117 - VERTICAL	**Power : AC 120V/60Hz**
EUT : ConnectCore 6 Plus	**Note : 802.11n(40M)_2422MHz**

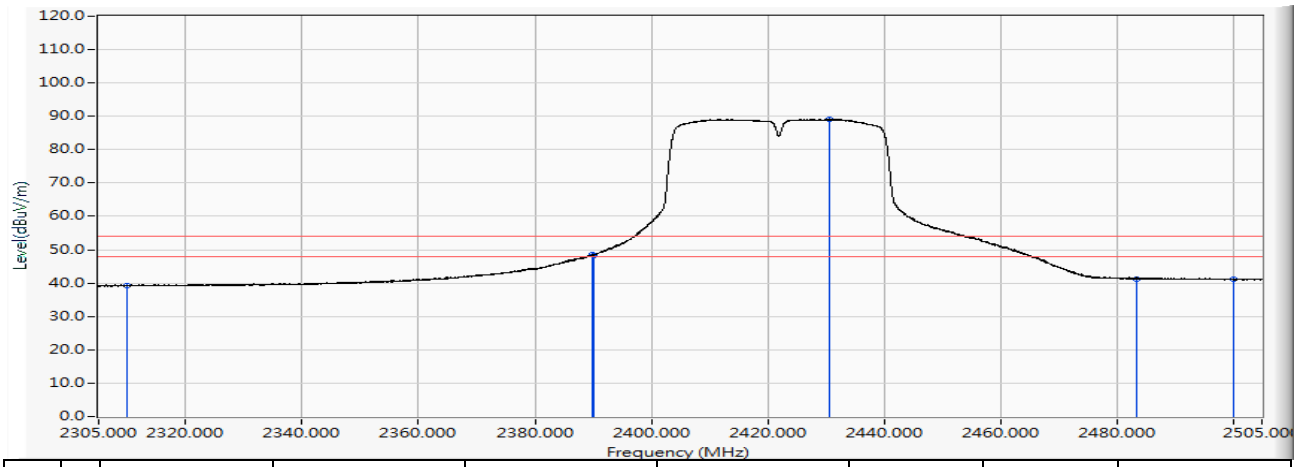

		Frequency (MHz)	Correct Factor (dB)	Reading Level (dBuV)	Measure Level (dBuV/m)	Margin (dB)	Limit (dBuV/m)	Detector Type
1		2310.000	12.384	26.815	39.199	-14.801	54.000	AVERAGE
2		2389.940	12.911	35.614	48.525	-5.475	54.000	AVERAGE
3		2390.000	12.911	35.488	48.399	-5.601	54.000	AVERAGE
4	*	2430.540	13.178	75.964	89.142	35.142	54.000	AVERAGE
5		2483.500	13.527	27.806	41.333	-12.667	54.000	AVERAGE
6		2500.000	13.629	27.501	41.130	-12.870	54.000	AVERAGE

Note:

1. All reading above 1GHz is performed with peak and/or average measurements as necessary.
2. Peak measurements: RBW = 1MHz, VBW = 3 MHz, Sweep: Auto.
3. Average measurements: RBW = 1MHz, VBW = 10 Hz, Sweep: Auto.
4. “ * ”, means this data is the worst emission level.
5. Measurement Level = Reading Level + Correct Factor.
6. The average measurement was not performed when the peak measured data under the limit of average detection. If the readings given are average, peak measurement should also be supplied.
7. The fundamental for reference only, it’s not restricted by unwanted emission limit.

Site : DEKRA Taiwan CB2-H	**Time : 2017/12/13**
Limit : FCC_SpartC_15.209_03M_PK	**Margin : 6**
Probe : CB2_FCC_EFS_B091_1-18GHz_3M_0117 - HORIZONTAL	**Power : AC 120V/60Hz**
EUT : ConnectCore 6 Plus	**Note : 802.11n(40M)_2437MHz**

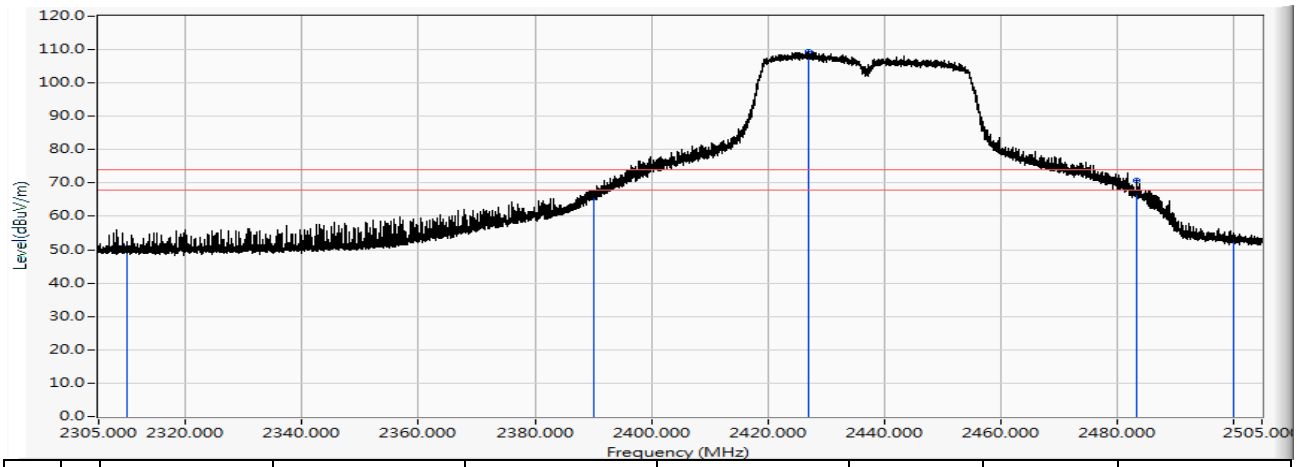

		Frequency (MHz)	Correct Factor (dB)	Reading Level (dBuV)	Measure Level (dBuV/m)	Margin (dB)	Limit (dBuV/m)	Detector Type
1		2310.000	12.384	38.131	50.515	-23.485	74.000	PEAK
2		2390.000	12.911	52.760	65.671	-8.329	74.000	PEAK
3	*	2426.960	13.155	96.312	109.467	35.467	74.000	PEAK
4		2483.500	13.527	53.294	66.821	-7.179	74.000	PEAK
5		2483.540	13.527	57.192	70.719	-3.281	74.000	PEAK
6		2500.000	13.629	39.931	53.560	-20.440	74.000	PEAK

Note:

1. All reading above 1GHz is performed with peak and/or average measurements as necessary.
2. Peak measurements: RBW = 1MHz, VBW = 3 MHz, Sweep: Auto.
3. Average measurements: RBW = 1MHz, VBW = 10 Hz, Sweep: Auto.
4. “ * ”, means this data is the worst emission level.
5. Measurement Level = Reading Level + Correct Factor.
6. The average measurement was not performed when the peak measured data under the limit of average detection. If the readings given are average, peak measurement should also be supplied.
7. The fundamental for reference only, it’s not restricted by unwanted emission limit.

Site : DEKRA Taiwan CB2-H	**Time : 2017/12/13**
Limit : FCC_SpartC_15.209_03M_AV	**Margin : 6**
Probe : CB2_FCC_EFS_B091_1-18GHz_3M_0117 - HORIZONTAL	**Power : AC 120V/60Hz**
EUT : ConnectCore 6 Plus	**Note : 802.11n(40M)_2437MHz**

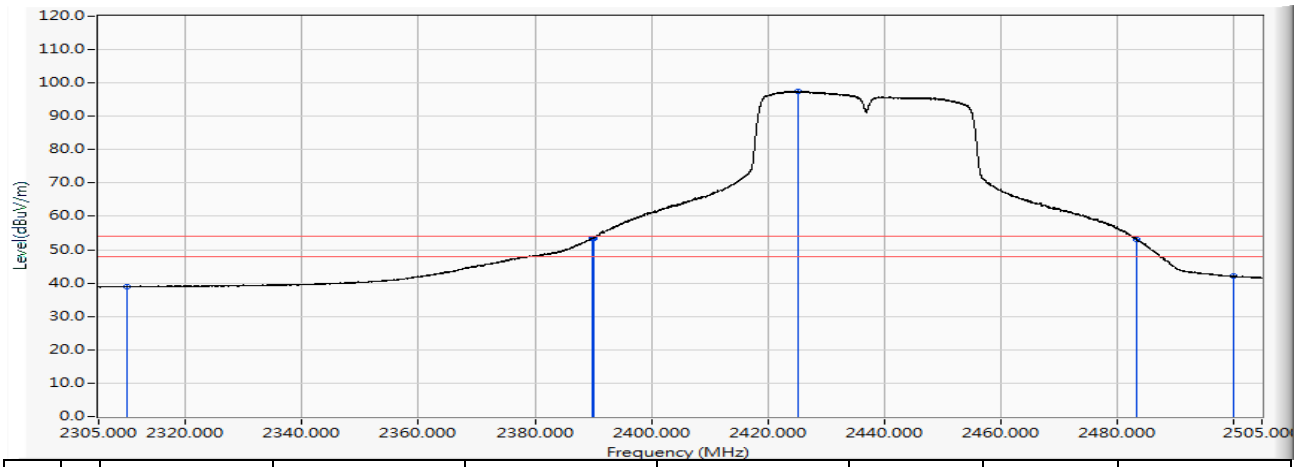

		Frequency (MHz)	Correct Factor (dB)	Reading Level (dBuV)	Measure Level (dBuV/m)	Margin (dB)	Limit (dBuV/m)	Detector Type
1		2310.000	12.384	26.559	38.943	-15.057	54.000	AVERAGE
2		2389.940	12.911	40.570	53.481	-0.519	54.000	AVERAGE
3		2390.000	12.911	40.610	53.521	-0.479	54.000	AVERAGE
4	*	2425.240	13.143	84.441	97.584	43.584	54.000	AVERAGE
5		2483.500	13.527	39.508	53.035	-0.965	54.000	AVERAGE
6		2500.000	13.629	28.378	42.007	-11.993	54.000	AVERAGE

Note:

1. All reading above 1GHz is performed with peak and/or average measurements as necessary.
2. Peak measurements: RBW = 1MHz, VBW = 3 MHz, Sweep: Auto.
3. Average measurements: RBW = 1MHz, VBW = 10 Hz, Sweep: Auto.
4. “ * ”, means this data is the worst emission level.
5. Measurement Level = Reading Level + Correct Factor.
6. The average measurement was not performed when the peak measured data under the limit of average detection. If the readings given are average, peak measurement should also be supplied.
7. The fundamental for reference only, it’s not restricted by unwanted emission limit.

Site : DEKRA Taiwan CB2-H	**Time : 2017/12/13**
Limit : FCC_SpartC_15.209_03M_PK	**Margin : 6**
Probe : CB2_FCC_EFS_B091_1-18GHz_3M_0117 - VERTICAL	**Power : AC 120V/60Hz**
EUT : ConnectCore 6 Plus	**Note : 802.11n(40M)_2437MHz**

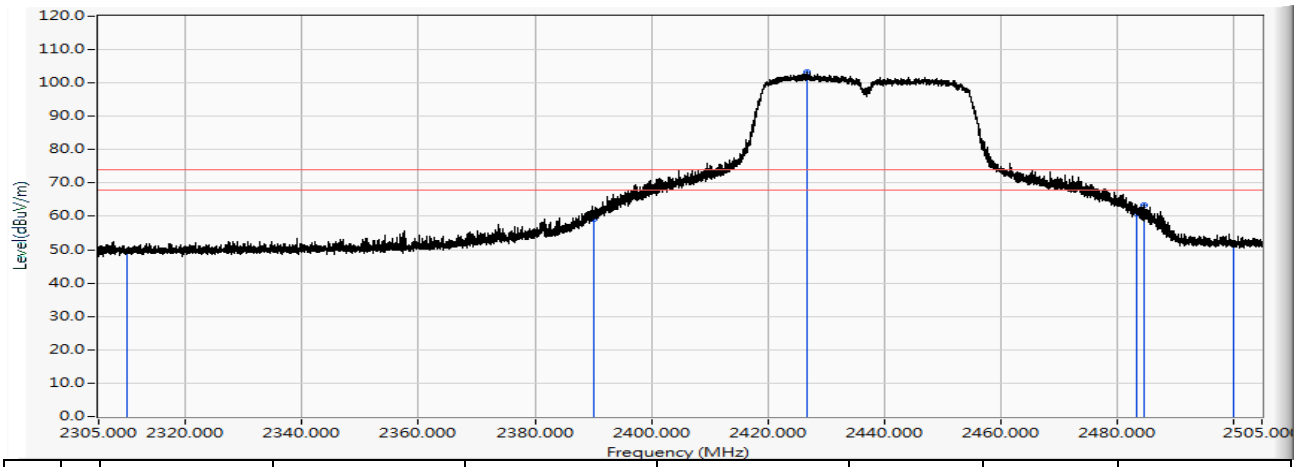

		Frequency (MHz)	Correct Factor (dB)	Reading Level (dBuV)	Measure Level (dBuV/m)	Margin (dB)	Limit (dBuV/m)	Detector Type
1		2310.000	12.384	37.184	49.568	-24.432	74.000	PEAK
2		2390.000	12.911	46.223	59.134	-14.866	74.000	PEAK
3	*	2426.920	13.154	89.984	103.138	29.138	74.000	PEAK
4		2483.500	13.527	47.191	60.718	-13.282	74.000	PEAK
5		2484.660	13.535	50.000	63.535	-10.465	74.000	PEAK
6		2500.000	13.629	38.589	52.218	-21.782	74.000	PEAK

Note:

1. All reading above 1GHz is performed with peak and/or average measurements as necessary.
2. Peak measurements: RBW = 1MHz, VBW = 3 MHz, Sweep: Auto.
3. Average measurements: RBW = 1MHz, VBW = 10 Hz, Sweep: Auto.
4. “ * ”, means this data is the worst emission level.
5. Measurement Level = Reading Level + Correct Factor.
6. The average measurement was not performed when the peak measured data under the limit of average detection. If the readings given are average, peak measurement should also be supplied.
7. The fundamental for reference only, it’s not restricted by unwanted emission limit.

Site : DEKRA Taiwan CB2-H	**Time : 2017/12/13**
Limit : FCC_SpartC_15.209_03M_AV	**Margin : 6**
Probe : CB2_FCC_EFS_B091_1-18GHz_3M_0117 - VERTICAL	**Power : AC 120V/60Hz**
EUT : ConnectCore 6 Plus	**Note : 802.11n(40M)_2437MHz**

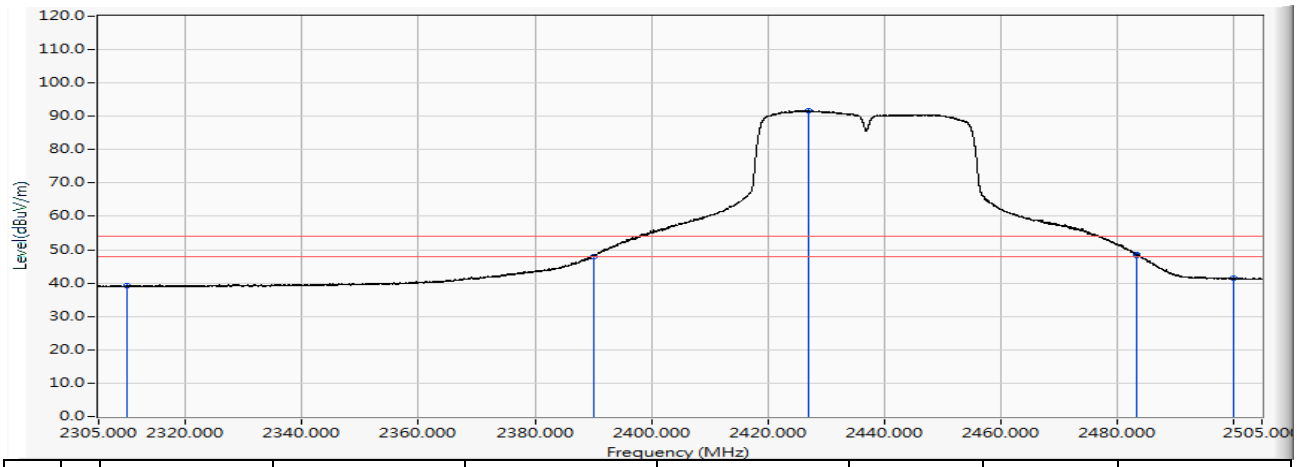

		Frequency (MHz)	Correct Factor (dB)	Reading Level (dBuV)	Measure Level (dBuV/m)	Margin (dB)	Limit (dBuV/m)	Detector Type
1		2310.000	12.384	26.733	39.117	-14.883	54.000	AVERAGE
2		2390.000	12.911	35.071	47.982	-6.018	54.000	AVERAGE
3	*	2426.980	13.155	78.490	91.645	37.645	54.000	AVERAGE
4		2483.500	13.527	34.853	48.380	-5.620	54.000	AVERAGE
5		2483.520	13.527	34.934	48.461	-5.539	54.000	AVERAGE
6		2500.000	13.629	27.809	41.438	-12.562	54.000	AVERAGE

Note:

1. All reading above 1GHz is performed with peak and/or average measurements as necessary.
2. Peak measurements: RBW = 1MHz, VBW = 3 MHz, Sweep: Auto.
3. Average measurements: RBW = 1MHz, VBW = 10 Hz, Sweep: Auto.
4. “ * ”, means this data is the worst emission level.
5. Measurement Level = Reading Level + Correct Factor.
6. The average measurement was not performed when the peak measured data under the limit of average detection. If the readings given are average, peak measurement should also be supplied.
7. The fundamental for reference only, it’s not restricted by unwanted emission limit.

Site : DEKRA Taiwan CB2-H	**Time : 2017/12/13**
Limit : FCC_SpartC_15.209_03M_PK	**Margin : 6**
Probe : CB2_FCC_EFS_B091_1-18GHz_3M_0117 - HORIZONTAL	**Power : AC 120V/60Hz**
EUT : ConnectCore 6 Plus	**Note : 802.11n(40M)_2452MHz**

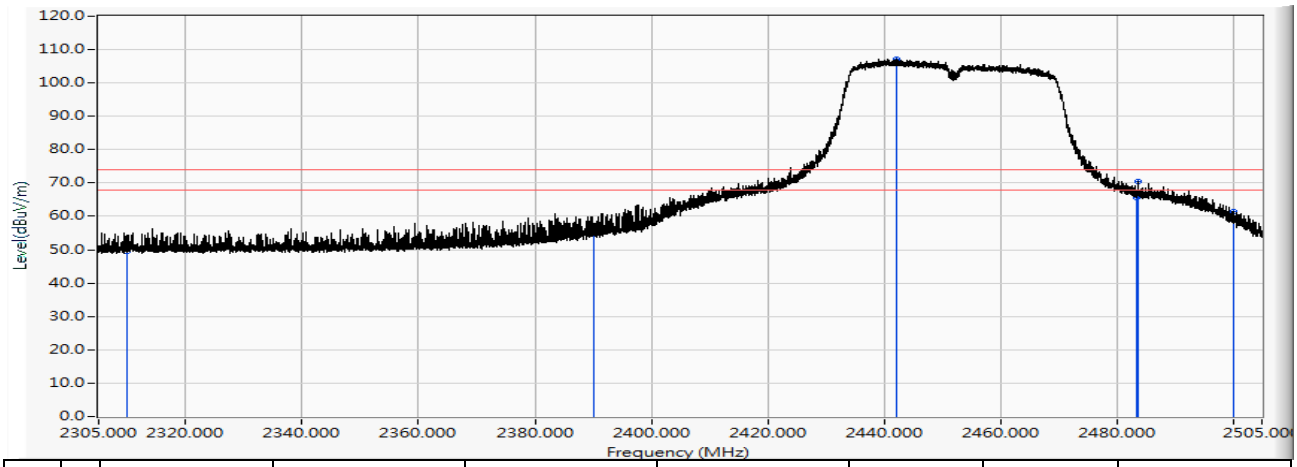

		Frequency (MHz)	Correct Factor (dB)	Reading Level (dBuV)	Measure Level (dBuV/m)	Margin (dB)	Limit (dBuV/m)	Detector Type
1		2310.000	12.384	37.302	49.686	-24.314	74.000	PEAK
2		2390.000	12.911	42.609	55.520	-18.480	74.000	PEAK
3	*	2442.060	13.254	93.968	107.222	33.222	74.000	PEAK
4		2483.500	13.527	52.125	65.652	-8.348	74.000	PEAK
5		2483.820	13.530	56.831	70.360	-3.640	74.000	PEAK
6		2500.000	13.629	47.929	61.558	-12.442	74.000	PEAK

Note:

1. All reading above 1GHz is performed with peak and/or average measurements as necessary.
2. Peak measurements: RBW = 1MHz, VBW = 3 MHz, Sweep: Auto.
3. Average measurements: RBW = 1MHz, VBW = 10 Hz, Sweep: Auto.
4. “ * ”, means this data is the worst emission level.
5. Measurement Level = Reading Level + Correct Factor.
6. The average measurement was not performed when the peak measured data under the limit of average detection. If the readings given are average, peak measurement should also be supplied.
7. The fundamental for reference only, it’s not restricted by unwanted emission limit.

Site : DEKRA Taiwan CB2-H	**Time : 2017/12/13**
Limit : FCC_SpartC_15.209_03M_AV	**Margin : 6**
Probe : CB2_FCC_EFS_B091_1-18GHz_3M_0117 - HORIZONTAL	**Power : AC 120V/60Hz**
EUT : ConnectCore 6 Plus	**Note : 802.11n(40M)_2452MHz**

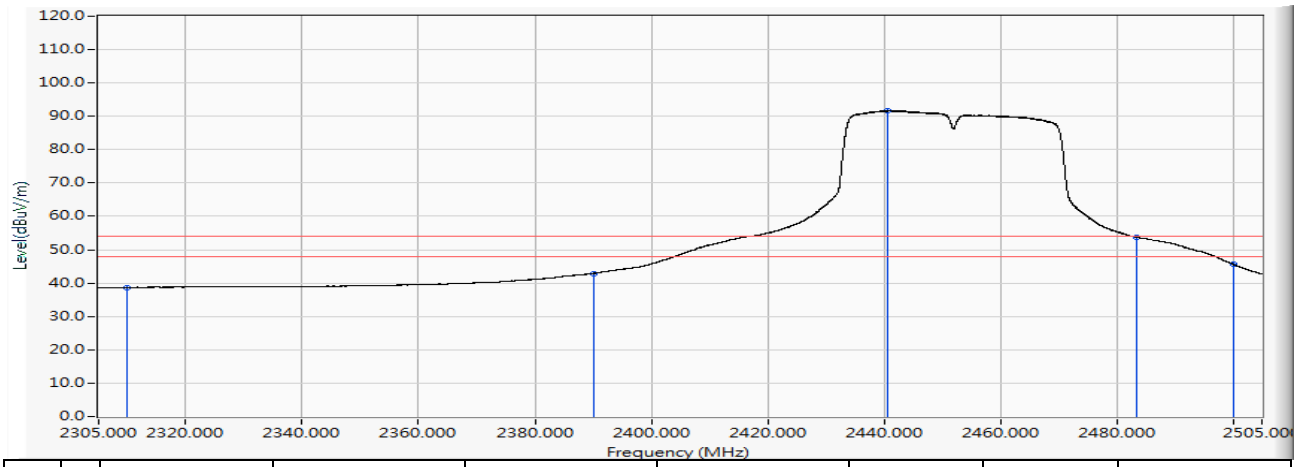

		Frequency (MHz)	Correct Factor (dB)	Reading Level (dBuV)	Measure Level (dBuV/m)	Margin (dB)	Limit (dBuV/m)	Detector Type
1		2310.000	12.384	26.322	38.706	-15.294	54.000	AVERAGE
2		2390.000	12.911	29.993	42.904	-11.096	54.000	AVERAGE
3	*	2440.720	13.246	78.495	91.740	37.740	54.000	AVERAGE
4		2483.500	13.527	40.220	53.747	-0.253	54.000	AVERAGE
5		2483.560	13.527	40.226	53.754	-0.246	54.000	AVERAGE
6		2500.000	13.629	32.022	45.651	-8.349	54.000	AVERAGE

Note:

1. All reading above 1GHz is performed with peak and/or average measurements as necessary.
2. Peak measurements: RBW = 1MHz, VBW = 3 MHz, Sweep: Auto.
3. Average measurements: RBW = 1MHz, VBW = 10 Hz, Sweep: Auto.
4. “ * ”, means this data is the worst emission level.
5. Measurement Level = Reading Level + Correct Factor.
6. The average measurement was not performed when the peak measured data under the limit of average detection. If the readings given are average, peak measurement should also be supplied.
7. The fundamental for reference only, it’s not restricted by unwanted emission limit.

Site : DEKRA Taiwan CB2-H	**Time : 2017/12/13**
Limit : FCC_SpartC_15.209_03M_PK	**Margin : 6**
Probe : CB2_FCC_EFS_B091_1-18GHz_3M_0117 - VERTICAL	**Power : AC 120V/60Hz**
EUT : ConnectCore 6 Plus	**Note : 802.11n(40M)_2452MHz**

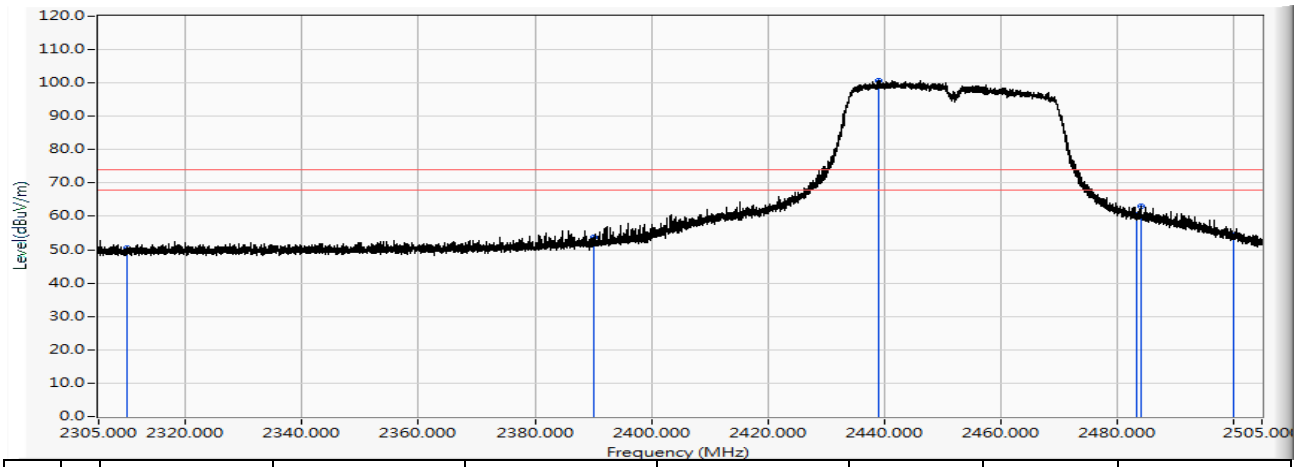

		Frequency (MHz)	Correct Factor (dB)	Reading Level (dBuV)	Measure Level (dBuV/m)	Margin (dB)	Limit (dBuV/m)	Detector Type
1		2310.000	12.384	37.995	50.379	-23.621	74.000	PEAK
2		2390.000	12.911	40.851	53.762	-20.238	74.000	PEAK
3	*	2439.200	13.236	87.617	100.852	26.852	74.000	PEAK
4		2483.500	13.527	46.940	60.467	-13.533	74.000	PEAK
5		2484.280	13.532	49.597	63.129	-10.871	74.000	PEAK
6		2500.000	13.629	40.582	54.211	-19.789	74.000	PEAK

Note:

1. All reading above 1GHz is performed with peak and/or average measurements as necessary.
2. Peak measurements: RBW = 1MHz, VBW = 3 MHz, Sweep: Auto.
3. Average measurements: RBW = 1MHz, VBW = 10 Hz, Sweep: Auto.
4. “ * ”, means this data is the worst emission level.
5. Measurement Level = Reading Level + Correct Factor.
6. The average measurement was not performed when the peak measured data under the limit of average detection. If the readings given are average, peak measurement should also be supplied.
7. The fundamental for reference only, it’s not restricted by unwanted emission limit.

Site : DEKRA Taiwan CB2-H	**Time : 2017/12/13**
Limit : FCC_SpartC_15.209_03M_AV	**Margin : 6**
Probe : CB2_FCC_EFS_B091_1-18GHz_3M_0117 - VERTICAL	**Power : AC 120V/60Hz**
EUT : ConnectCore 6 Plus	**Note : 802.11n(40M)_2452MHz**

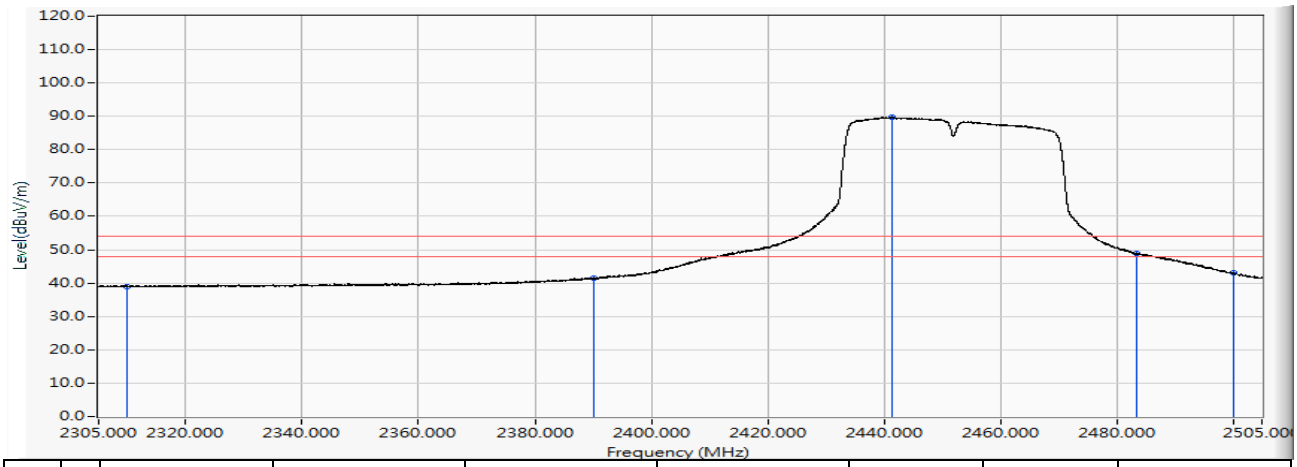

		Frequency (MHz)	Correct Factor (dB)	Reading Level (dBuV)	Measure Level (dBuV/m)	Margin (dB)	Limit (dBuV/m)	Detector Type
1		2310.000	12.384	26.566	38.950	-15.050	54.000	AVERAGE
2		2390.000	12.911	28.502	41.413	-12.587	54.000	AVERAGE
3	*	2441.440	13.250	76.636	89.886	35.886	54.000	AVERAGE
4		2483.500	13.527	35.407	48.934	-5.066	54.000	AVERAGE
5		2483.520	13.527	35.383	48.910	-5.090	54.000	AVERAGE
6		2500.000	13.629	29.341	42.970	-11.030	54.000	AVERAGE

Note:

1. All reading above 1GHz is performed with peak and/or average measurements as necessary.
2. Peak measurements: RBW = 1MHz, VBW = 3 MHz, Sweep: Auto.
3. Average measurements: RBW = 1MHz, VBW = 10 Hz, Sweep: Auto.
4. “ * ”, means this data is the worst emission level.
5. Measurement Level = Reading Level + Correct Factor.
6. The average measurement was not performed when the peak measured data under the limit of average detection. If the readings given are average, peak measurement should also be supplied.
7. The fundamental for reference only, it’s not restricted by unwanted emission limit.

7. DTS Bandwidth

7.1. Test Equipment

The following test equipment are used during the test:

DTS Bandwidth / SR10-H

Instrument	Manufacturer	Model No.	Serial No.	Cal. Date	Next Cal. Date
Signal & Spectrum Analyzer	R&S	FSV40	101049	2018/01/10	2019/01/09
EXA Signal Analyzer	Keysight	N9010A	MY51440132	2017/03/13	2018/03/12

7.2. Test Setup

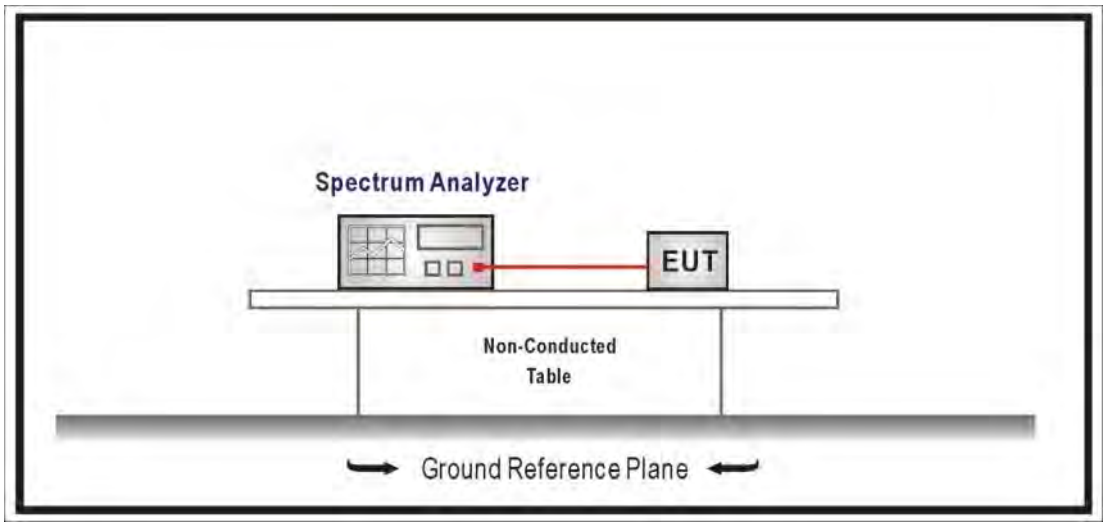

7.3. Test Procedures

The EUT was setup according to ANSI C63.10: 2013; tested procedure section 8.1 of KDB558074 D01V04 for compliance to FCC 47CFR 15.247 requirements. Set RBW = 100KHz, Set the VBW≧3xRBW, Sweep Time=Auto, Set Peak Detector.

7.4. Limits

The 6 dB bandwidth must be greater than 500 kHz.

7.5. Test Specification

According to FCC Part 15 Subpart C Paragraph 15.247 and RSS-247.

7.6. Uncertainty

The measurement uncertainty is defined as ±150Hz

7.7. Test Result

Product	ConnectCore 6 Plus		
Test Item	DTS Bandwidth		
Test Mode	Mode 1: Transmit Mode		
Date of Test	2018/01/06	Test Site	SR10-H

IEEE 802.11b (ANT 0)			
Channel No.	Frequency (MHz)	Measure Level (MHz)	Limit (MHz)
1	2412	9.523	≧0.5
6	2437	9.547	≧0.5
11	2462	9.051	≧0.5

Channel 1 (2412MHz)

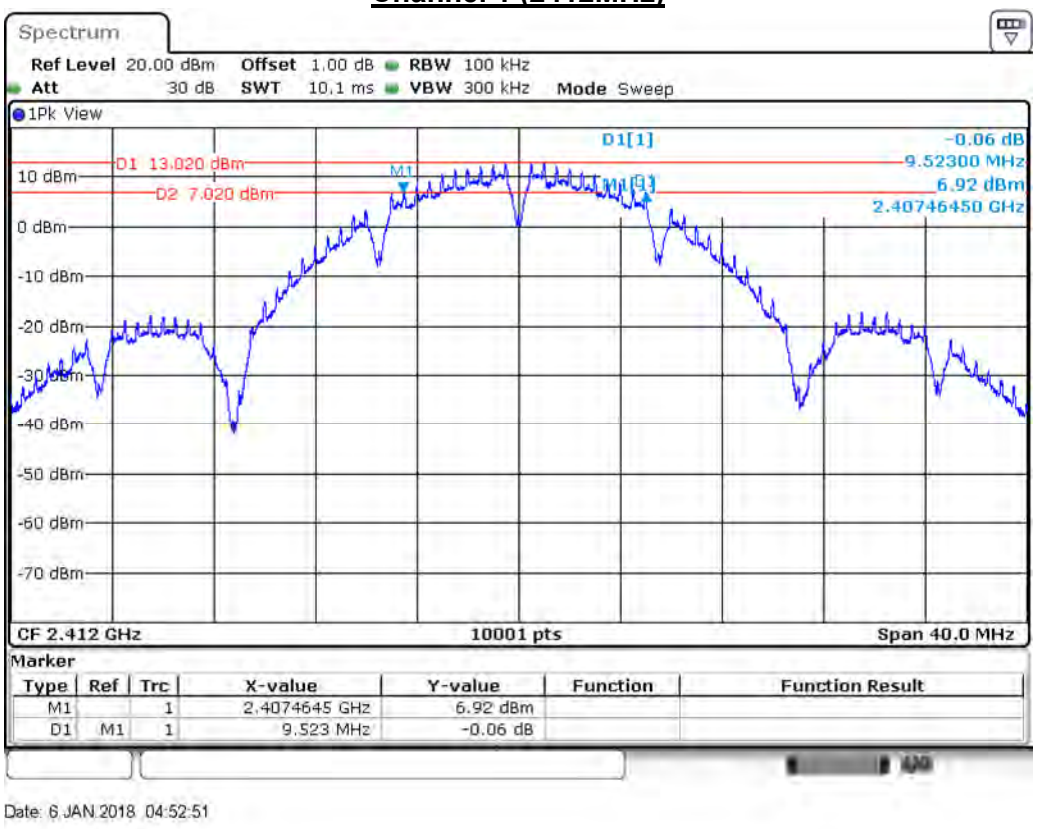

Channel 6 (2437MHz)

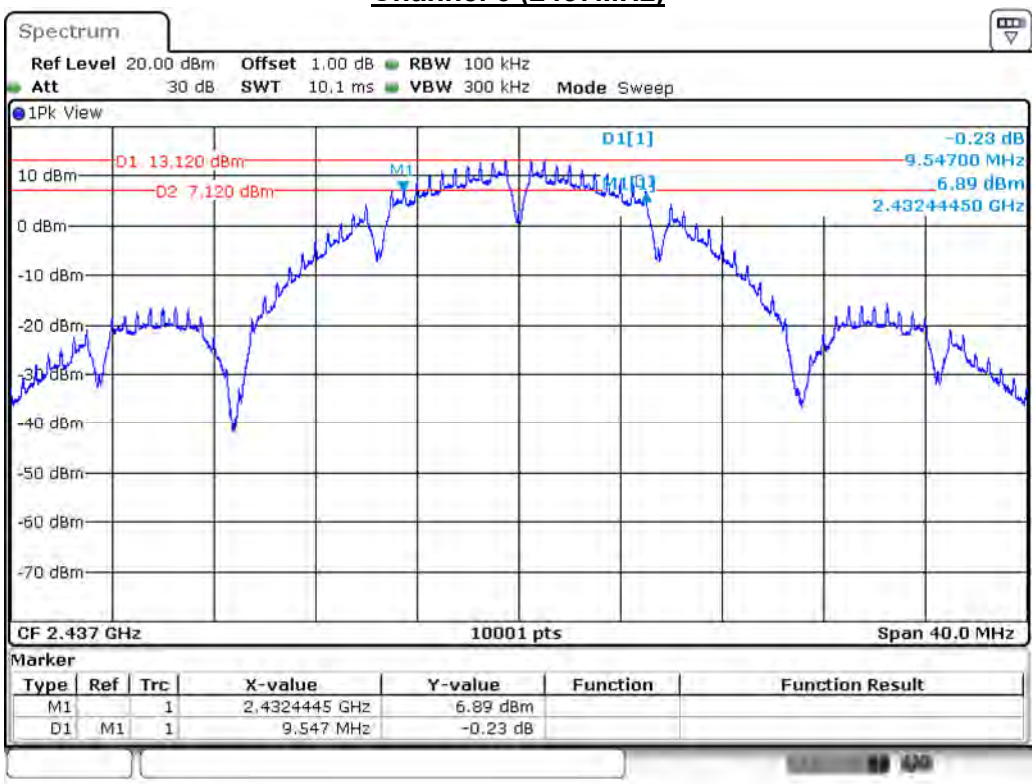

Date: 6.JAN.2018 04:57:34

Channel 11 (2462MHz)

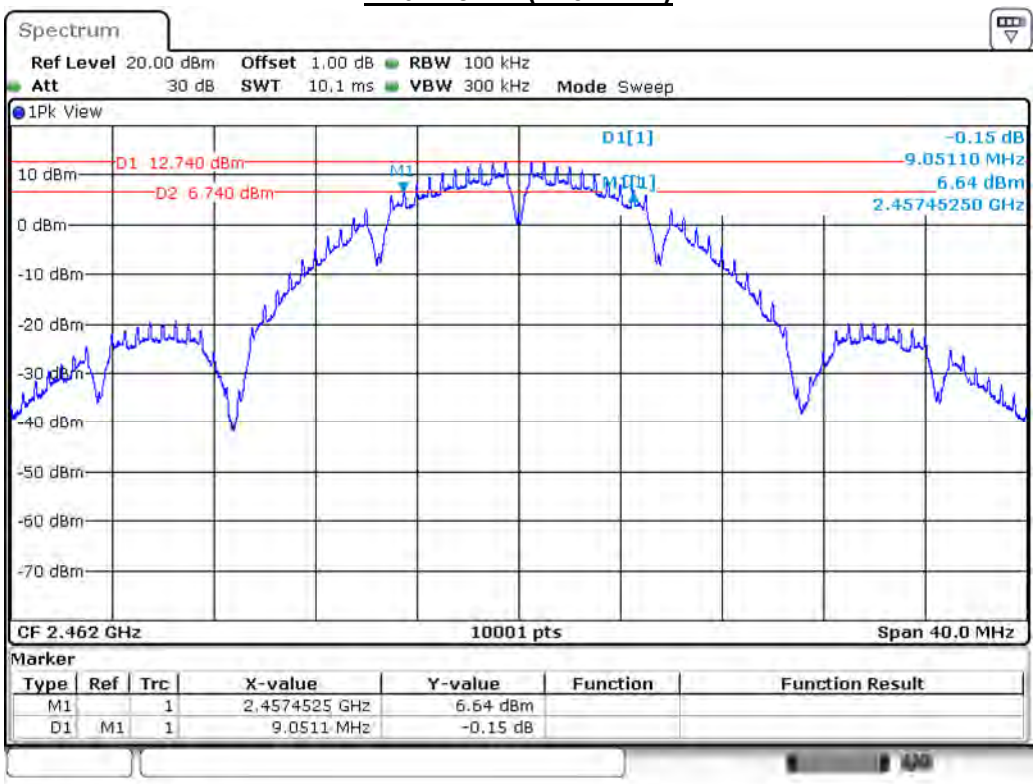

Date: 6.JAN.2018 05:00:47

Product	ConnectCore 6 Plus		
Test Item	DTS Bandwidth		
Test Mode	Mode 1: Transmit Mode		
Date of Test	2018/01/06	Test Site	SR10-H

IEEE 802.11g (ANT 0)			
Channel No.	Frequency (MHz)	Measure Level (MHz)	Limit (MHz)
1	2412	16.338	≧0.5
6	2437	16.290	≧0.5
11	2462	16.322	≧0.5

Channel 1 (2412MHz)

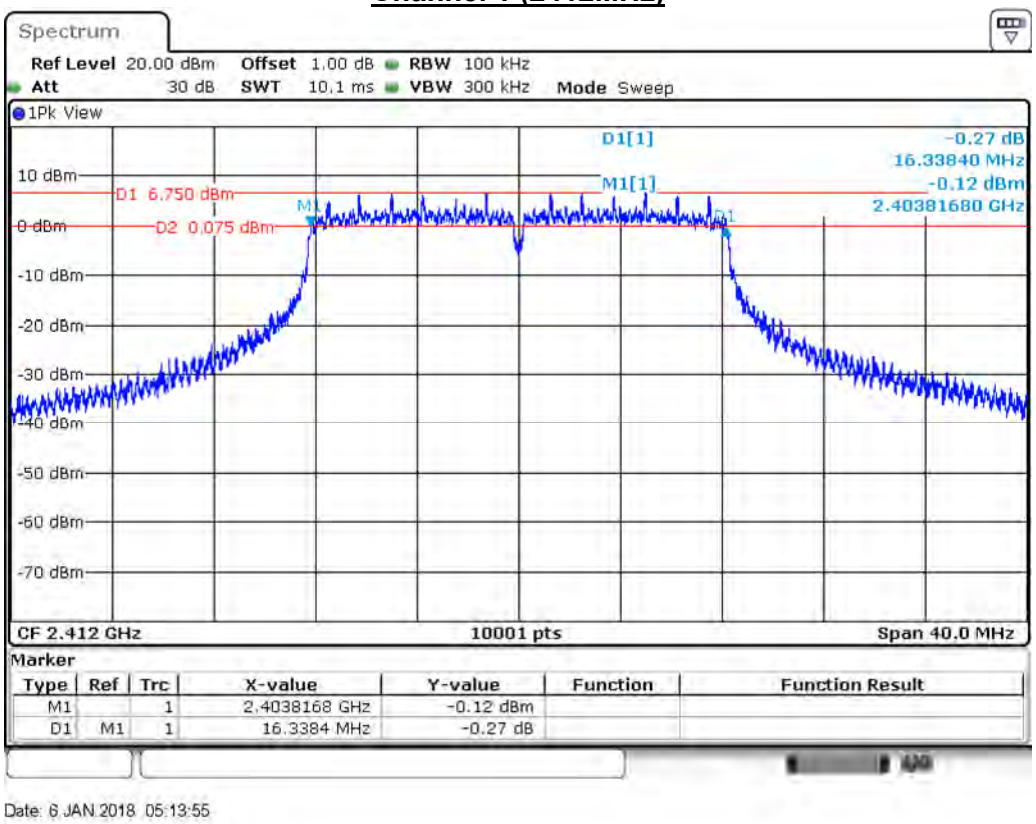

Date: 6.JAN.2018 05:13:55

Channel 6 (2437MHz)

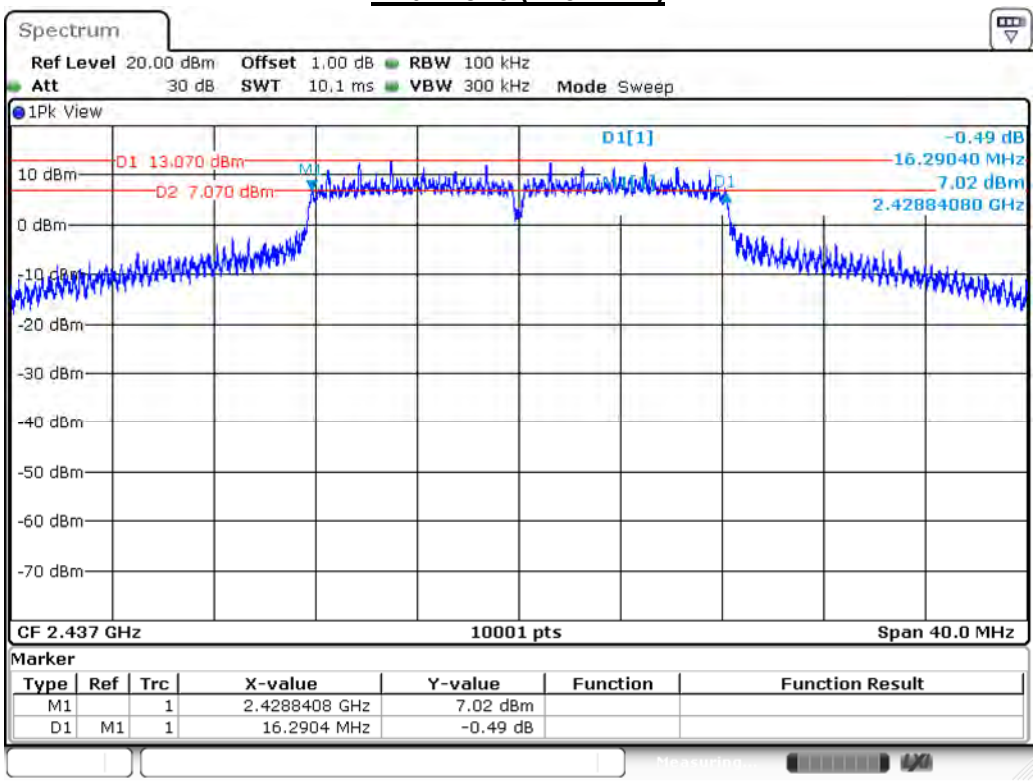

Date: 6.JAN.2018 05:30:24

Channel 11 (2462MHz)

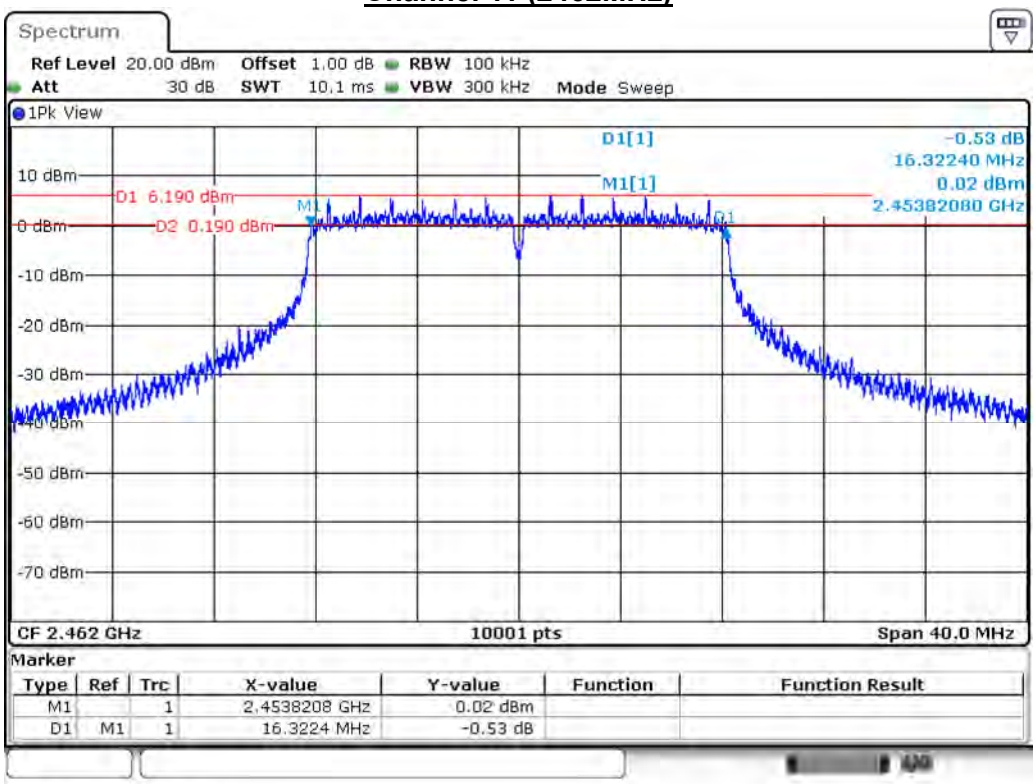

Date: 6.JAN.2018 05:10:00

Product	ConnectCore 6 Plus		
Test Item	DTS Bandwidth		
Test Mode	Mode 1: Transmit Mode		
Date of Test	2018/01/06	Test Site	SR10-H

IEEE 802.11n(20MHz) (ANT 0)			
Channel No.	Frequency (MHz)	Measure Level (MHz)	Limit (MHz)
1	2412	17.274	≧0.5
6	2437	17.146	≧0.5
11	2462	16.922	≧0.5

Channel 1 (2412MHz)

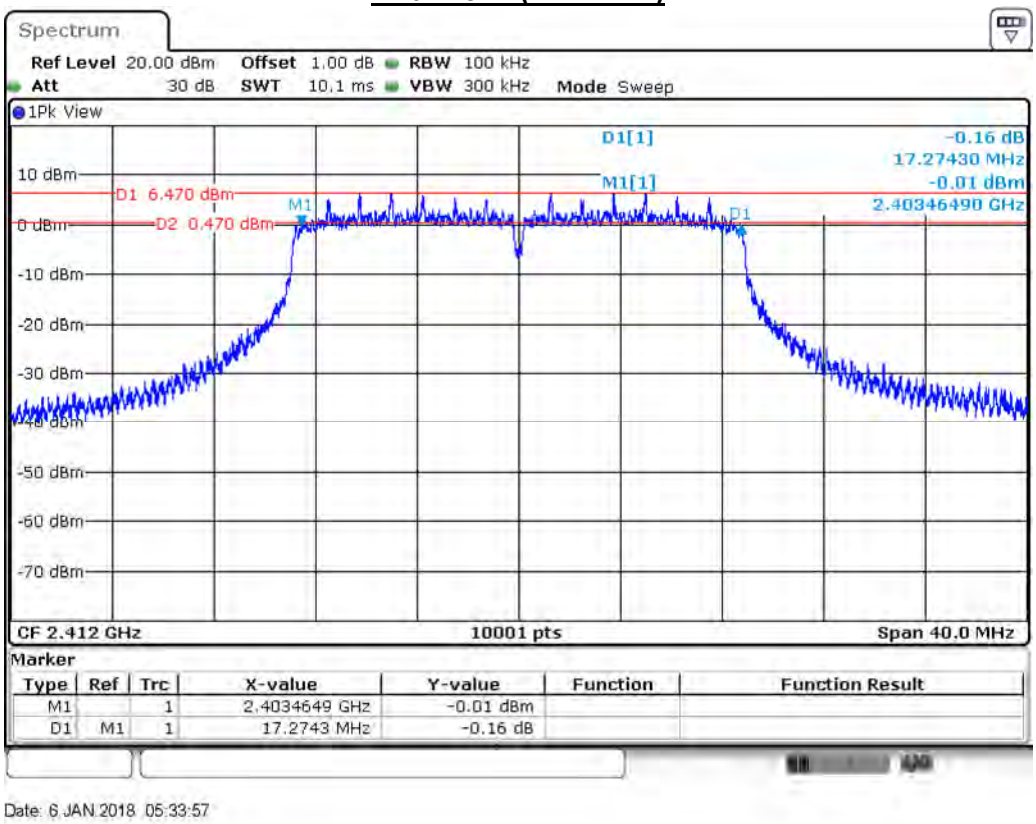

Date: 6.JAN.2018 05:33:57

Channel 6 (2437MHz)

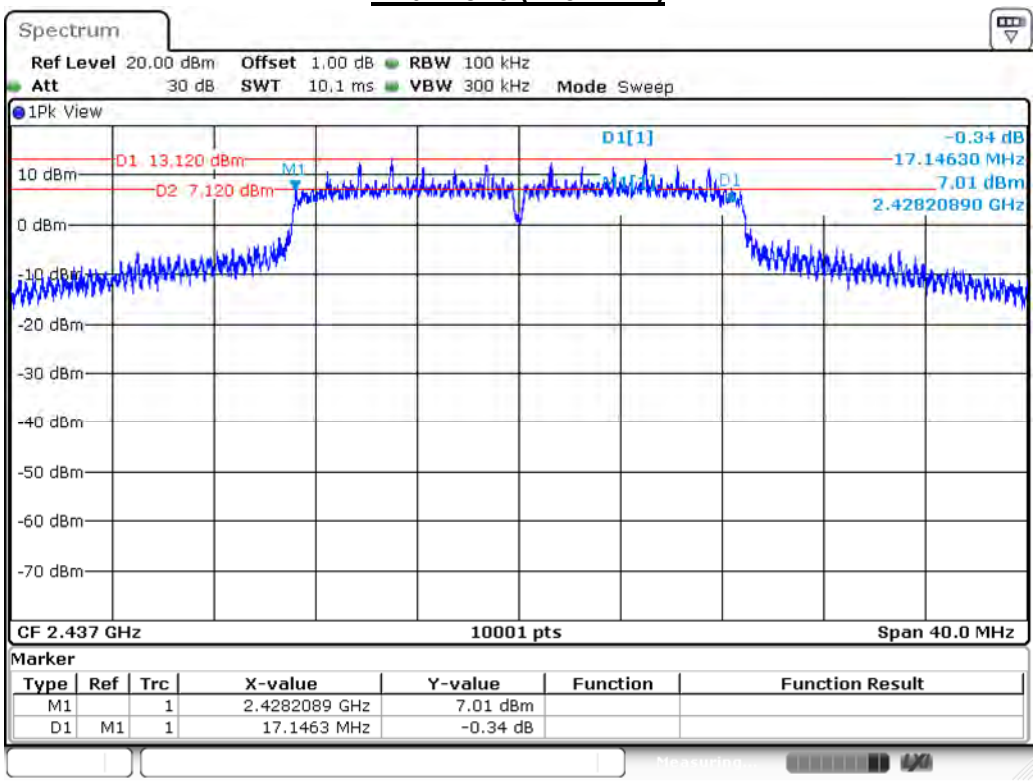

Date: 6.JAN.2018 05:31:45

Channel 11 (2462MHz)

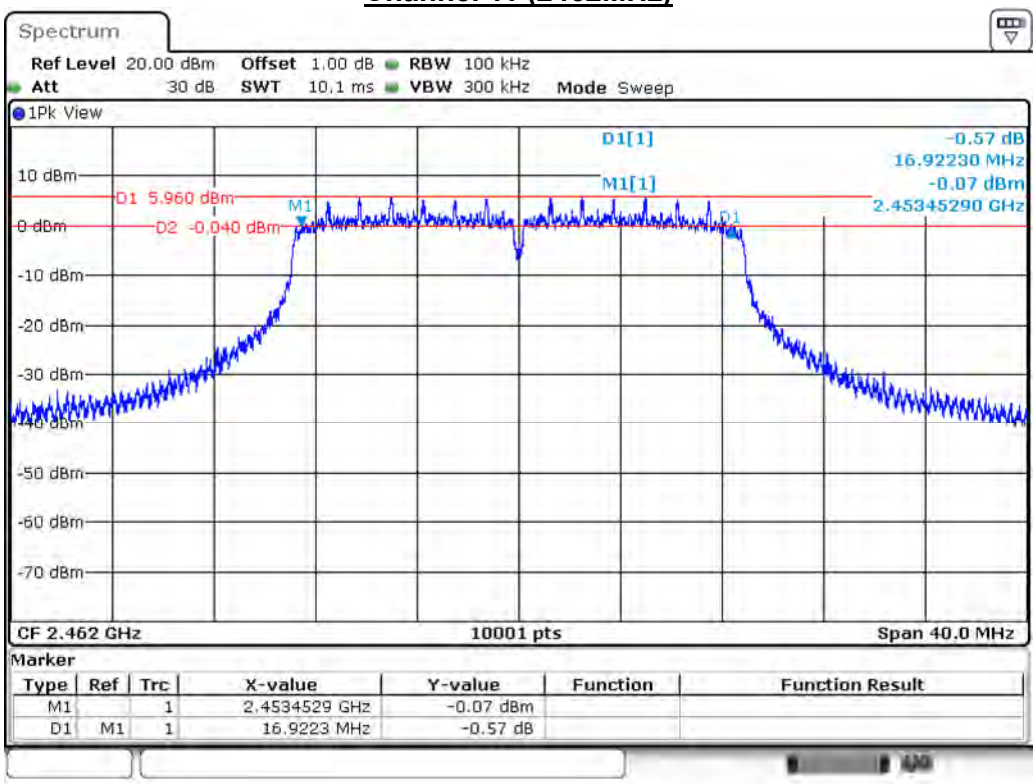

Date: 6.JAN.2018 05:42:45

Product	ConnectCore 6 Plus		
Test Item	DTS Bandwidth		
Test Mode	Mode 1: Transmit Mode		
Date of Test	2018/01/06	Test Site	SR10-H

IEEE 802.11n(40MHz) (ANT 0)			
Channel No.	Frequency (MHz)	Measure Level (MHz)	Limit (MHz)
3	2422	36.044	≧0.5
6	2437	35.828	≧0.5
9	2452	35.668	≧0.5

Channel 3 (2422MHz)

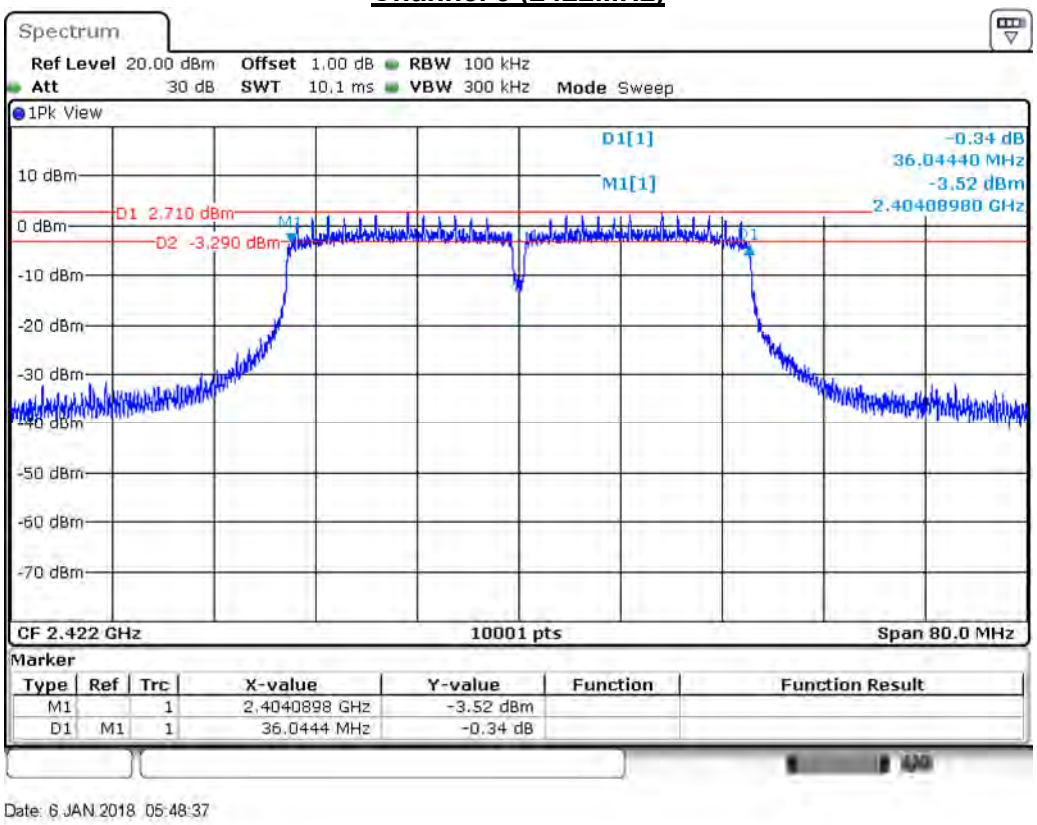

Channel 6 (2437MHz)

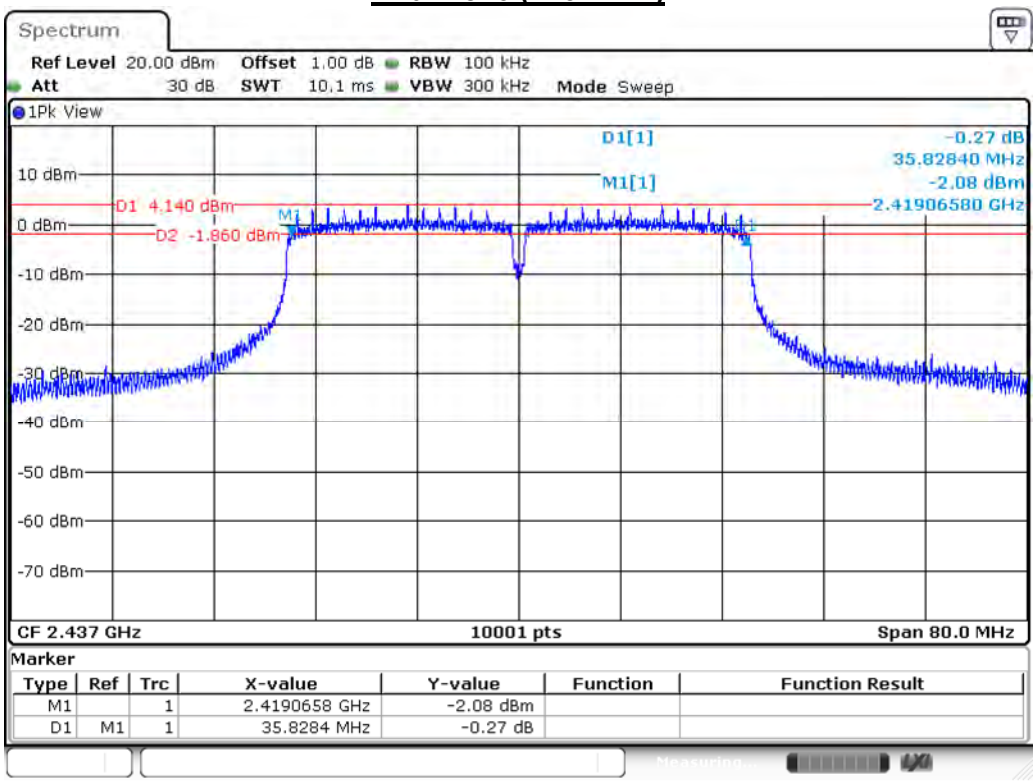

Date: 6.JAN.2018 06:18:34

Channel 9 (2452MHz)

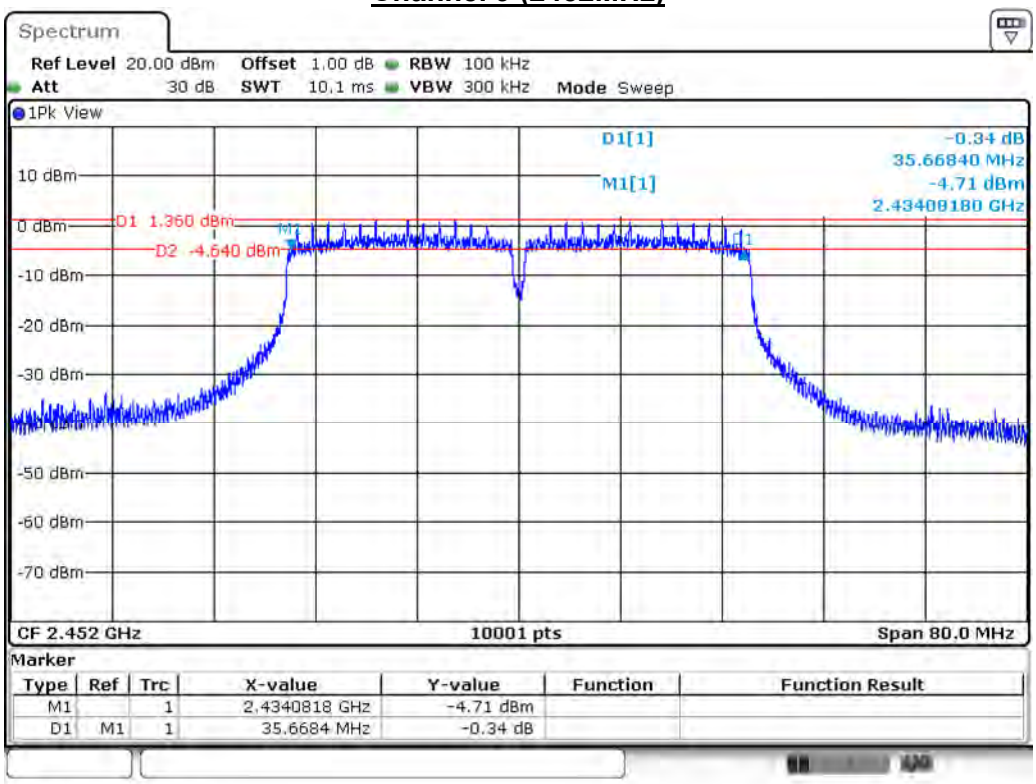

Date: 6.JAN.2018 06:21:54

8. Occupied Bandwidth

8.1. Test Equipment

The following test equipment are used during the test:

Occupied Bandwidth / SR10-H

Instrument	Manufacturer	Model No.	Serial No.	Cal. Date	Next Cal. Date
Signal & Spectrum Analyzer	R&S	FSV40	101049	2018/01/10	2019/01/09
EXA Signal Analyzer	Keysight	N9010A	MY51440132	2017/03/13	2018/03/12

8.2. Test Setup

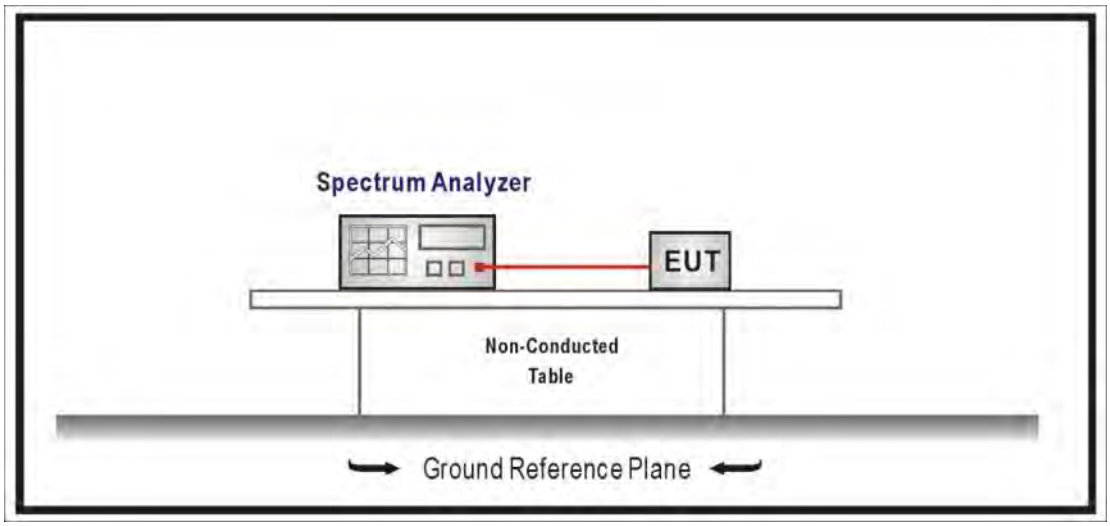

8.3. Test Procedures

The EUT was setup according to ANSI C63.10: 2013; tested according to DTS test procedure of KDB558074 D01V04 for compliance to FCC 47CFR 15.247 requirements.

Set RBW = 1-5% of the OBW, Set the VBW≧3xRBW, Sweep Time=Auto.

8.4. Limits

N/A

8.5. Test Specification

According to FCC Part 15 Subpart C Paragraph 15.247 and RSS-247.

8.6. Uncertainty

The measurement uncertainty is defined as ±150Hz

8.7. Test Result

Product	ConnectCore 6 Plus		
Test Item	Occupied Bandwidth		
Test Mode	Mode 1: Transmit Mode		
Date of Test	2018/01/06	Test Site	SR10-H

IEEE 802.11b (ANT 0)			
Channel No.	Frequency (MHz)	Measure Level (MHz)	Limit (MHz)
1	2412	15.118	--
6	2437	15.210	--
11	2462	14.650	--

Channel 1 (2412MHz)

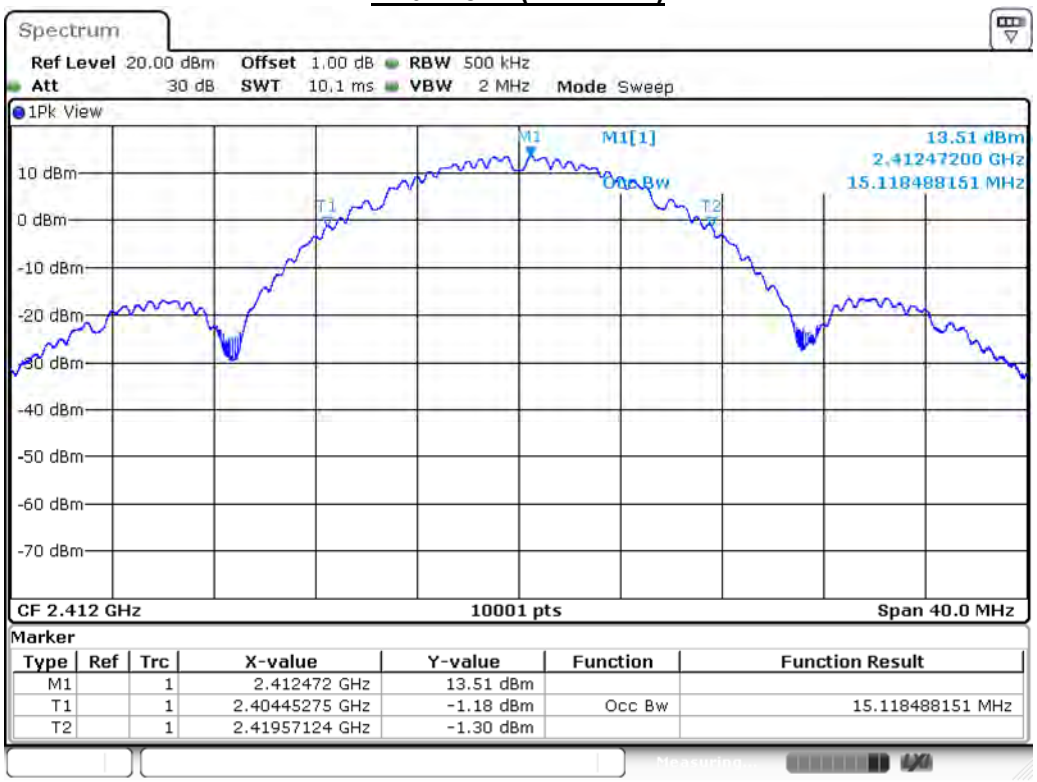

Date: 6.JAN.2018 03:18:59

Channel 6 (2437MHz)

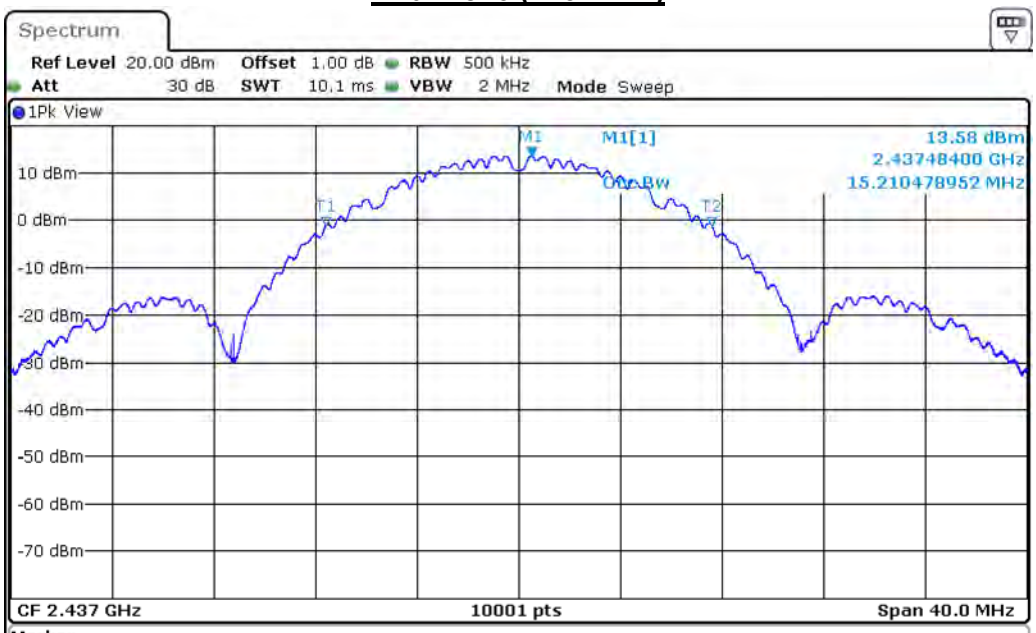

Marker

Type	Ref	Trc	X-value	Y-value	Function	Function Result
M1		1	2.437484 GHz	13.58 dBm		
T1		1	2.42939276 GHz	-1.17 dBm	Occ Bw	15.210478952 MHz
T2		1	2.44460324 GHz	-1.34 dBm		

Date: 6.JAN.2018 03:20:08

Channel 11 (2462MHz)

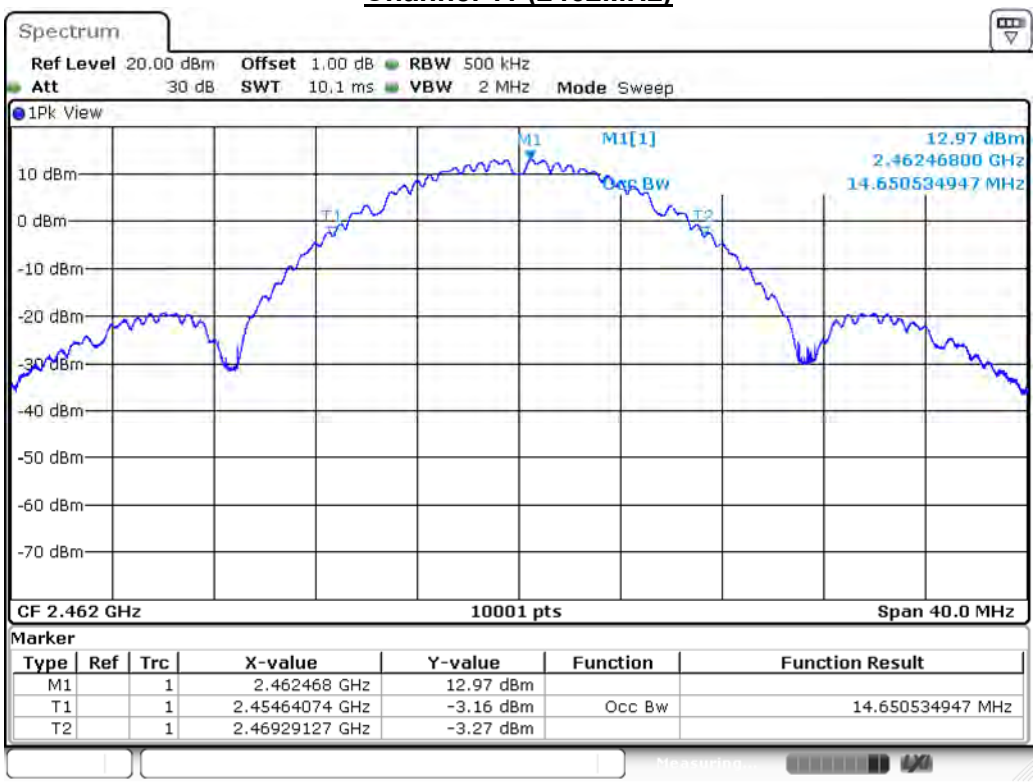

Marker

Type	Ref	Trc	X-value	Y-value	Function	Function Result
M1		1	2.462468 GHz	12.97 dBm		
T1		1	2.45464074 GHz	-3.16 dBm	Occ Bw	14.650534947 MHz
T2		1	2.46929127 GHz	-3.27 dBm		

Date: 6.JAN.2018 03:20:48

Product	ConnectCore 6 Plus		
Test Item	Occupied Bandwidth		
Test Mode	Mode 1: Transmit Mode		
Date of Test	2018/01/06	Test Site	SR10-H

IEEE 802.11g (ANT 0)			
Channel No.	Frequency (MHz)	Measure Level (MHz)	Limit (MHz)
1	2412	16.910	--
6	2437	27.893	--
11	2462	16.882	--

Channel 1 (2412MHz)

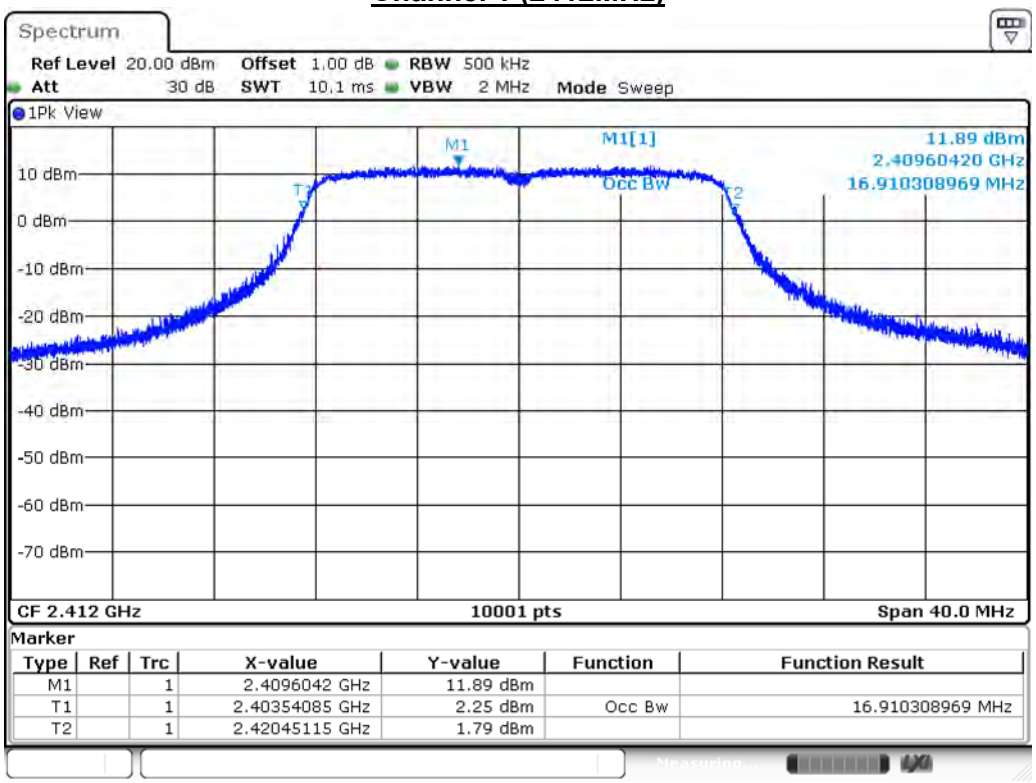

Date: 6.JAN.2018 03:23:07

Channel 6 (2437MHz)

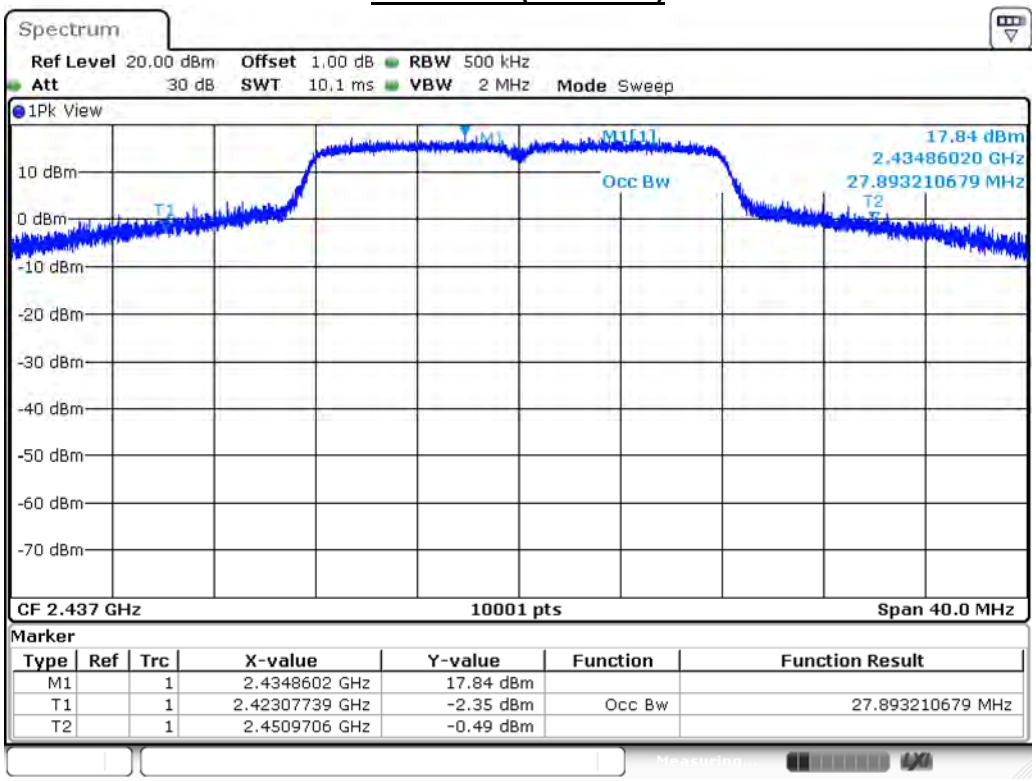

Date: 6.JAN.2018 03:23:54

Channel 11 (2462MHz)

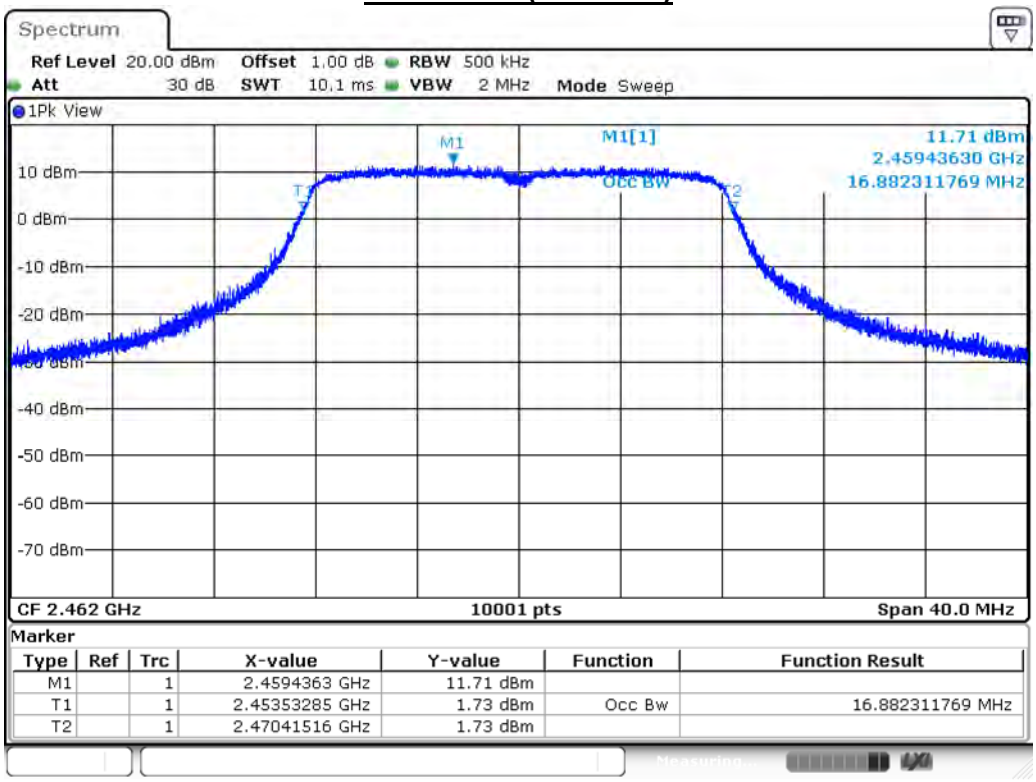

Date: 6.JAN.2018 03:22:16

Product	ConnectCore 6 Plus		
Test Item	Occupied Bandwidth		
Test Mode	Mode 1: Transmit Mode		
Date of Test	2018/01/06	Test Site	SR10-H

IEEE 802.11n(20MHz) (ANT 0)			
Channel No.	Frequency (MHz)	Measure Level (MHz)	Limit (MHz)
1	2412	17.910	--
6	2437	28.253	--
11	2462	17.882	--

Channel 1 (2412MHz)

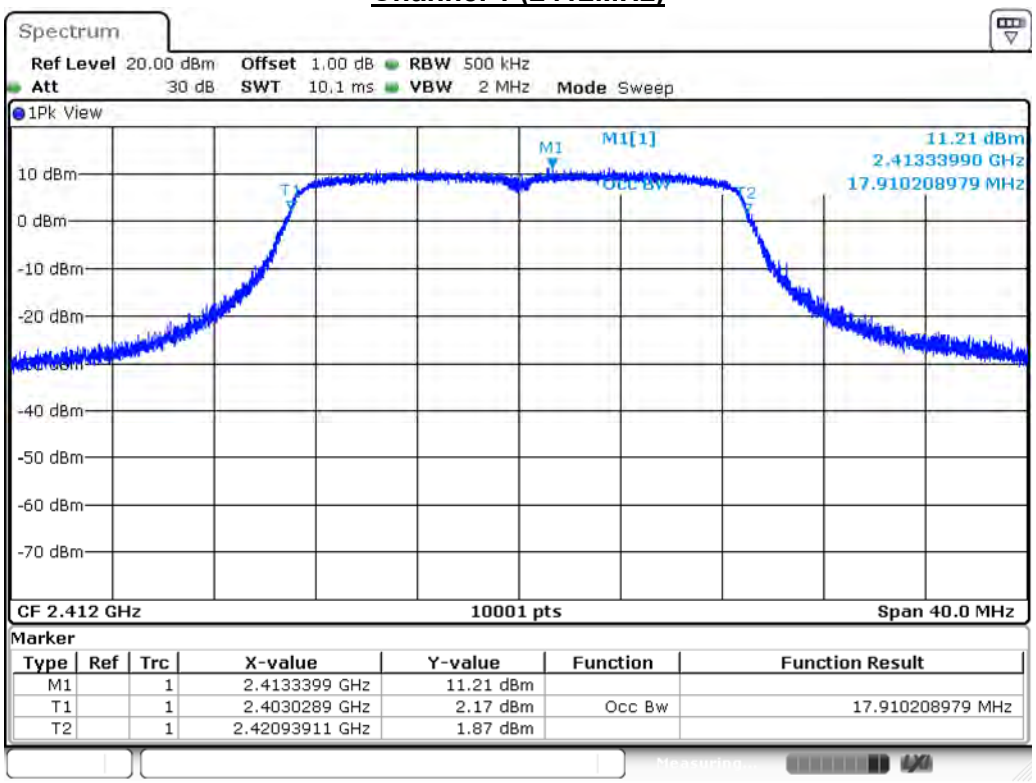

Date: 6.JAN.2018 03:26:03

Channel 6 (2437MHz)

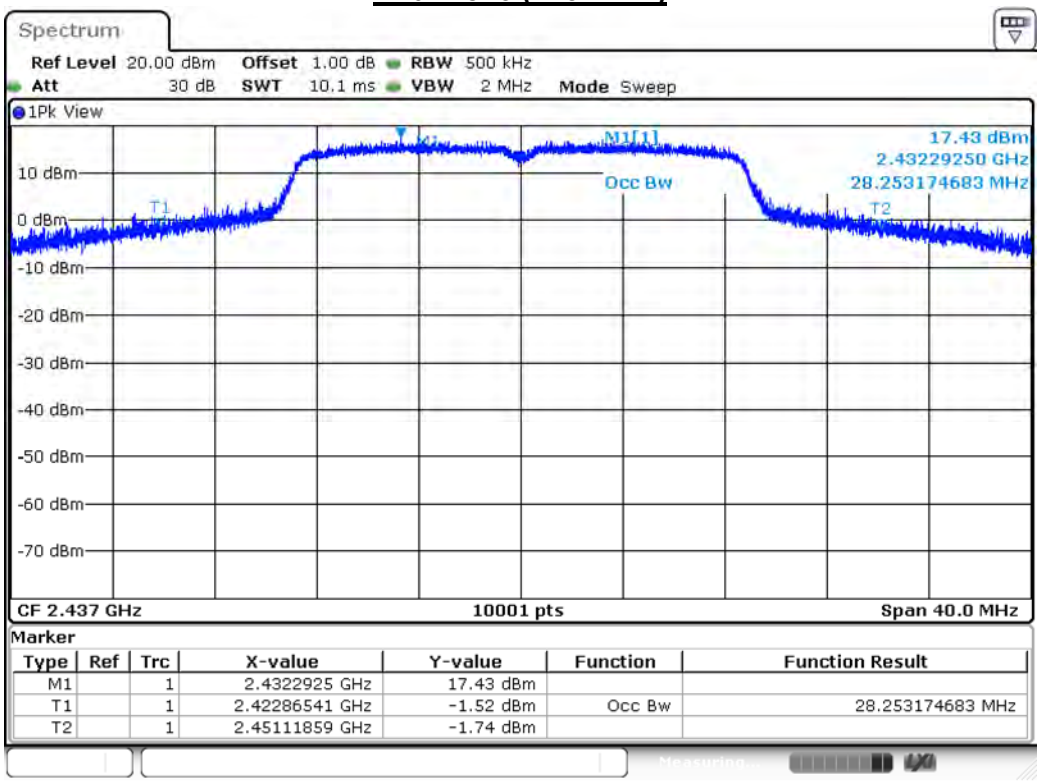

Date: 6.JAN.2018 03:25:23

Channel 11 (2462MHz)

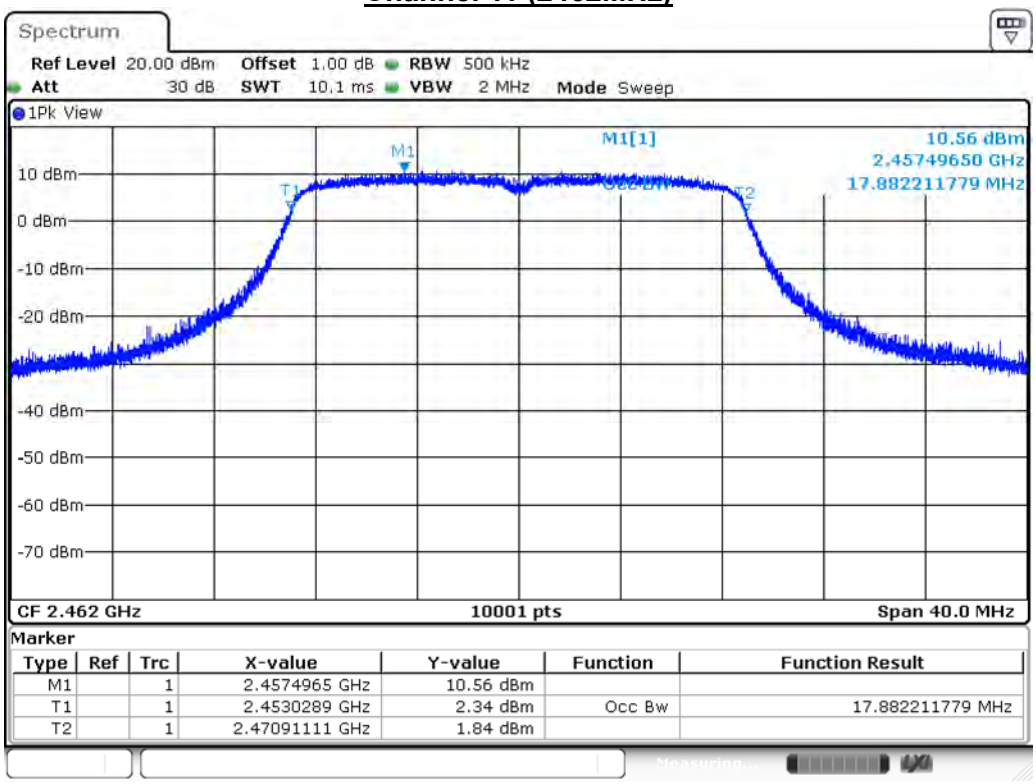

Date: 6.JAN.2018 03:26:45

Product	ConnectCore 6 Plus		
Test Item	Occupied Bandwidth		
Test Mode	Mode 1: Transmit Mode		
Date of Test	2018/01/06	Test Site	SR10-H

IEEE 802.11n(40MHz) (ANT 0)			
Channel No.	Frequency (MHz)	Measure Level (MHz)	Limit (MHz)
3	2422	36.308	--
6	2437	36.356	--
9	2452	36.324	--

Channel 3 (2422MHz)

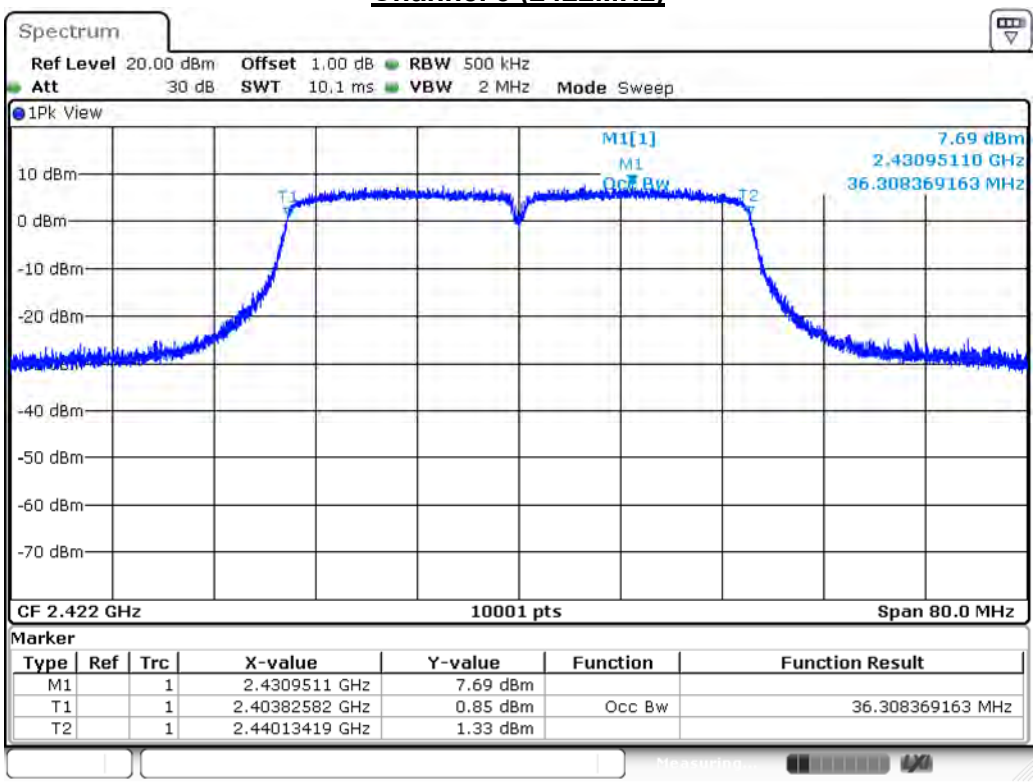

Date: 6.JAN.2018 03:27:25

Channel 6 (2437MHz)

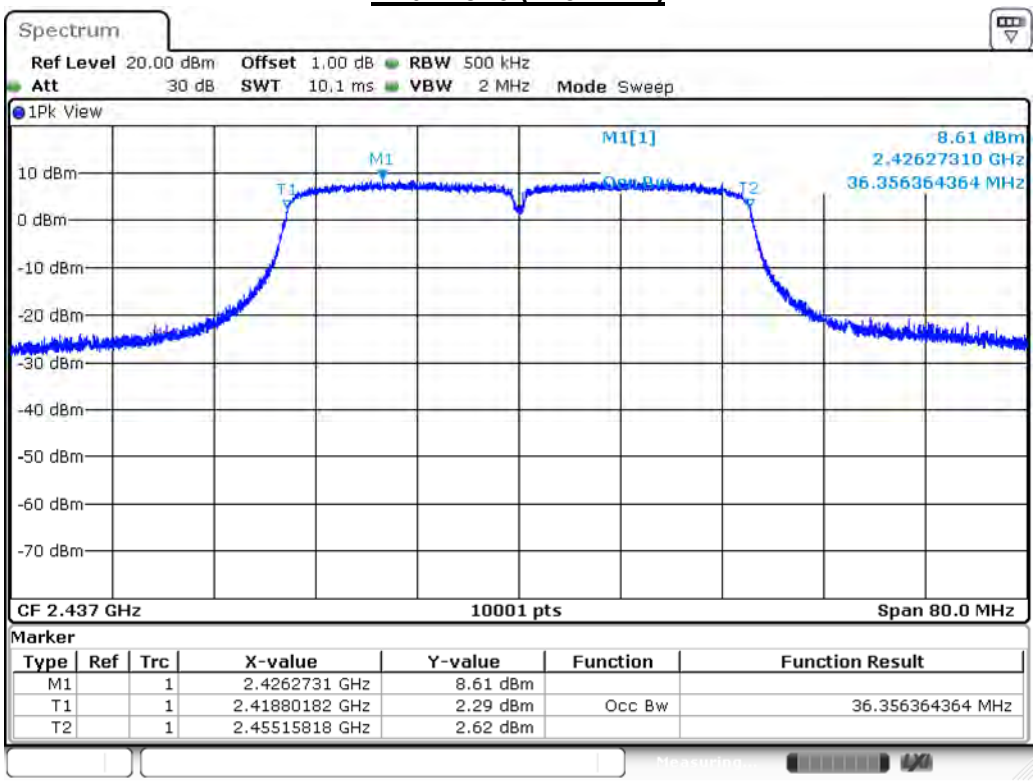

Marker

Type	Ref	Trc	X-value	Y-value	Function	Function Result
M1		1	2.4262731 GHz	8.61 dBm		
T1		1	2.41880182 GHz	2.29 dBm	Occ Bw	36.356364364 MHz
T2		1	2.45515818 GHz	2.62 dBm		

Date: 6.JAN.2018 03:28:52

Channel 9 (2452MHz)

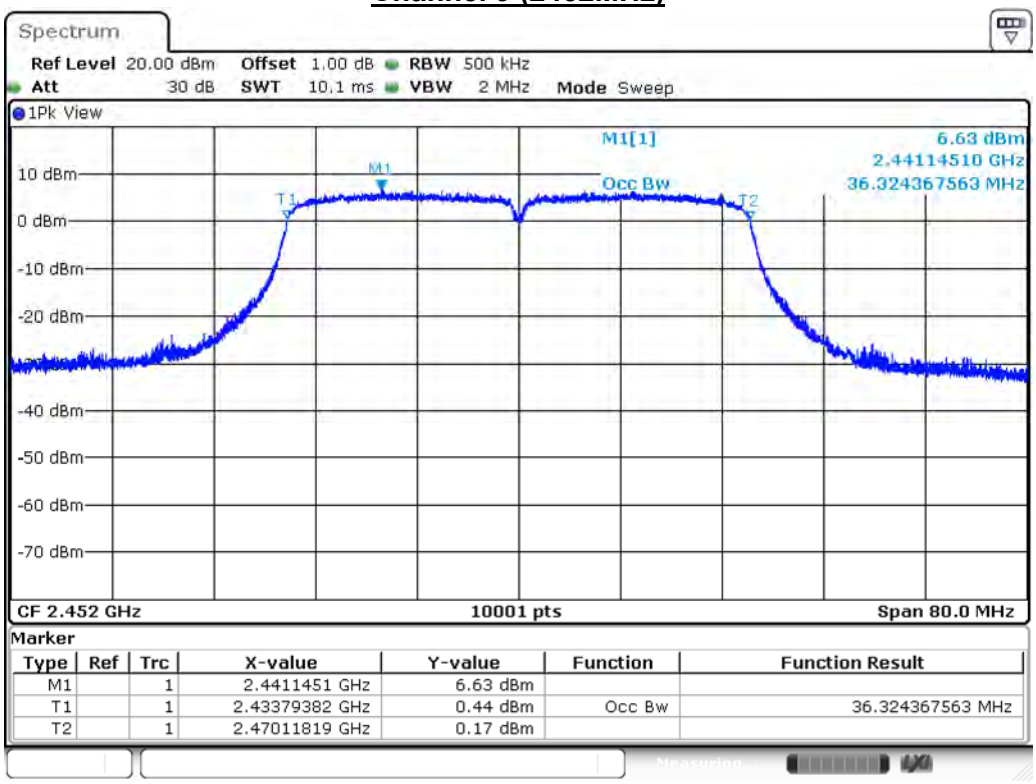

Marker

Type	Ref	Trc	X-value	Y-value	Function	Function Result
M1		1	2.4411451 GHz	6.63 dBm		
T1		1	2.43379382 GHz	0.44 dBm	Occ Bw	36.324367563 MHz
T2		1	2.47011819 GHz	0.17 dBm		

Date: 6.JAN.2018 03:30:53

9. Power Density

9.1. Test Equipment

The following test equipment is used during the test:

Power Density / SR10-H

Instrument	Manufacturer	Model No.	Serial No.	Cal. Date	Next Cal. Date
Signal & Spectrum Analyzer	R&S	FSV40	101049	2018/01/10	2019/01/09
EXA Signal Analyzer	Keysight	N9010A	MY51440132	2017/03/13	2018/03/12

9.2. Test Setup

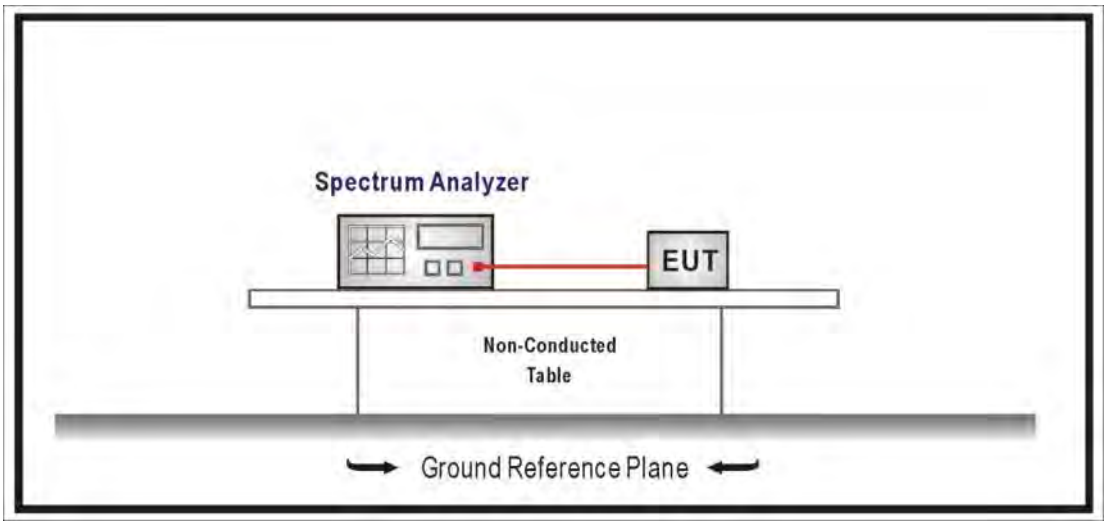

9.3. Limits

The peak power spectral density conducted from the intentional radiated to the antenna shall not be greater than +8dBm in any 3kHz band during any time interval of continuous transmission.

9.4. Test Procedures

The EUT was setup according to ANSI C63.10: 2013; tested according to DTS test procedure section 10.2 of KDB558074 D01V04 for compliance to FCC 47CFR 15.247 requirements.
Set 3KHz ≦RBW≦100 kHz, Set VBW≧3xRBW, Sweep time=Auto, Set Peak detector.

9.5. Test Specification

According to FCC Part 15 Subpart C Paragraph 15.247 and RSS-247.

9.6. Uncertainty

The measurement uncertainty is defined as ±1.27dB.

9.7. Test Result

Product	ConnectCore 6 Plus		
Test Item	Power Density		
Test Mode	Mode 1: Transmit Mode		
Date of Test	2018/01/06	Test Site	SR10-H

IEEE 802.11b (ANT 0)			
Channel No.	Frequency (dBm / 3KHz)	Measure Vaule (dBm / 3KHz)	Limit (MHz)
1	2412	4.990	≦8
6	2437	5.070	≦8
11	2462	4.400	≦8

Channel 1 (2412MHz)

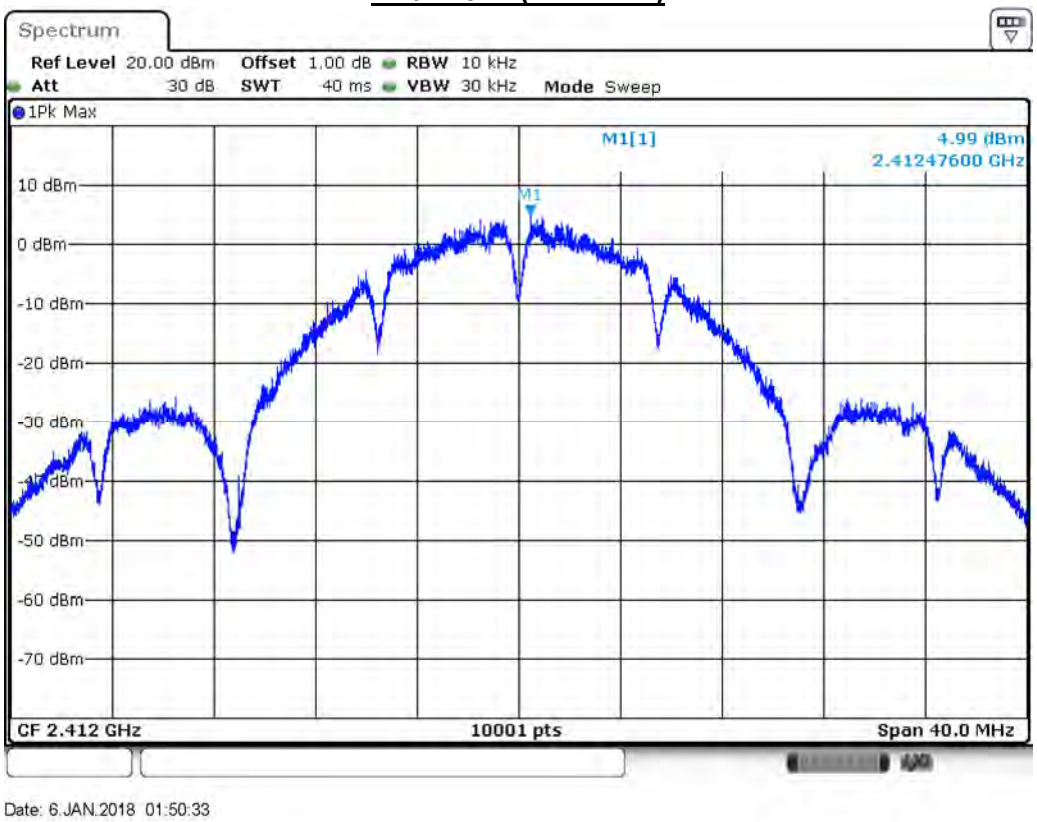

Channel 6 (2437MHz)

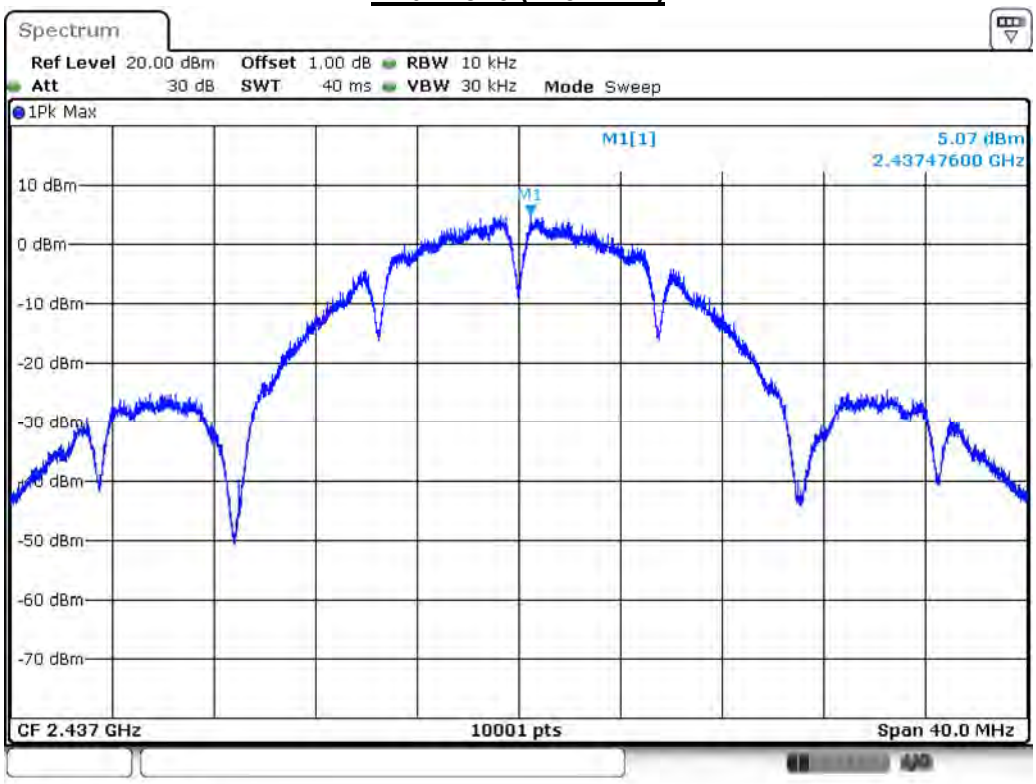

Date: 6.JAN.2018 01:54:35

Channel 11 (2462MHz)

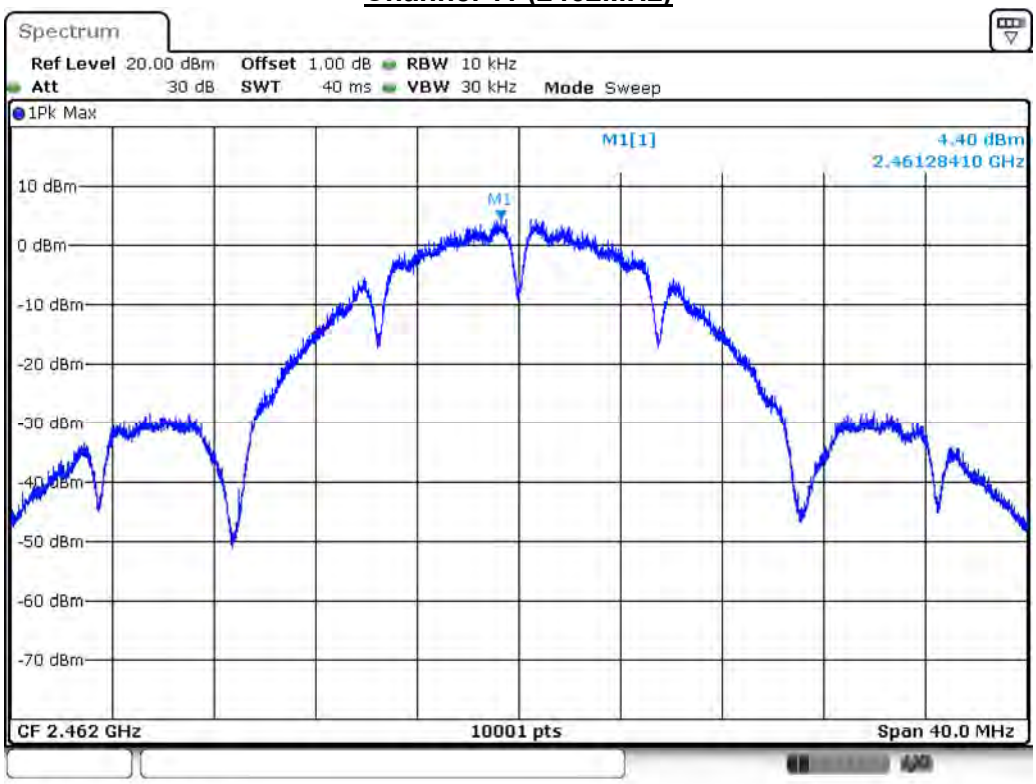

Date: 6.JAN.2018 01:57:57

Product	ConnectCore 6 Plus		
Test Item	Power Density		
Test Mode	Mode 1: Transmit Mode		
Date of Test	2018/01/06	Test Site	SR10-H

IEEE 802.11g (ANT 0)			
Channel No.	Frequency (dBm / 3KHz)	Measure Vaule (dBm / 3KHz)	Limit (MHz)
1	2412	-1.070	≦8
6	2437	3.670	≦8
11	2462	-1.070	≦8

Channel 1 (2412MHz)

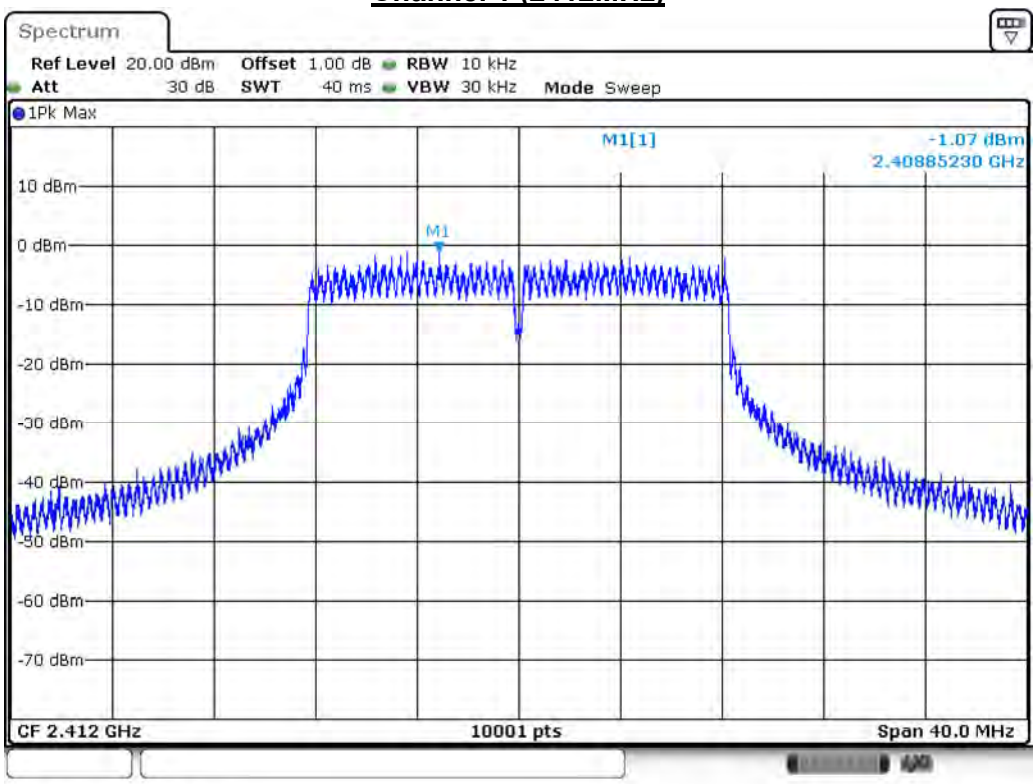

Date: 6.JAN.2018 02:03:27

Channel 6 (2437MHz)

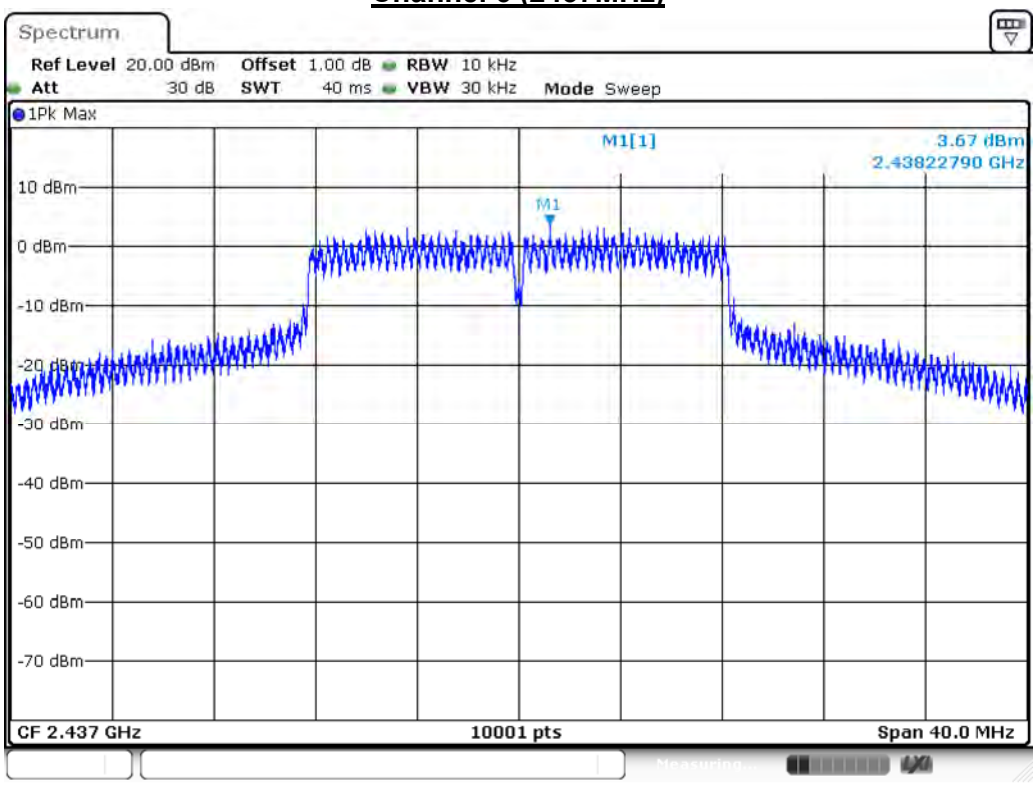

Date: 6.JAN.2018 02:01:34

Channel 11 (2462MHz)

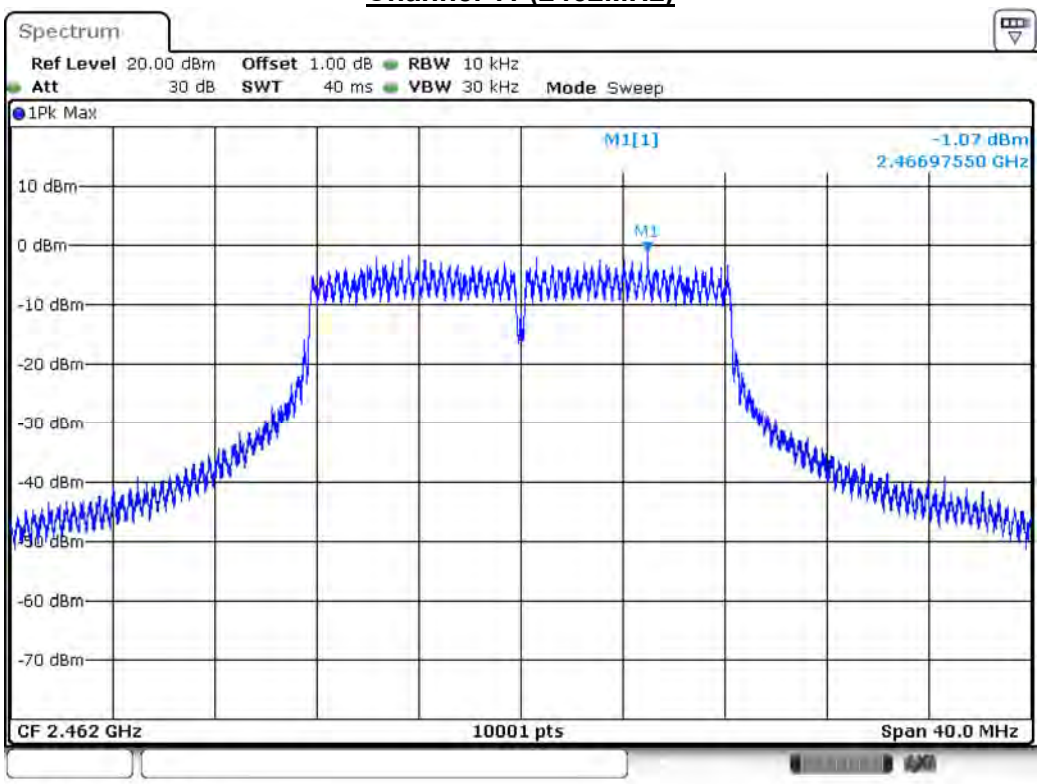

Date: 6.JAN.2018 01:59:33

Product	ConnectCore 6 Plus		
Test Item	Power Density		
Test Mode	Mode 1: Transmit Mode		
Date of Test	2018/01/06	Test Site	SR10-H

IEEE 802.11n(20MHz) (ANT 0)			
Channel No.	Frequency (dBm / 3KHz)	Measure Vaule (dBm / 3KHz)	Limit (MHz)
1	2412	-1.560	≦8
6	2437	4.170	≦8
11	2462	-2.830	≦8

Channel 1 (2412MHz)

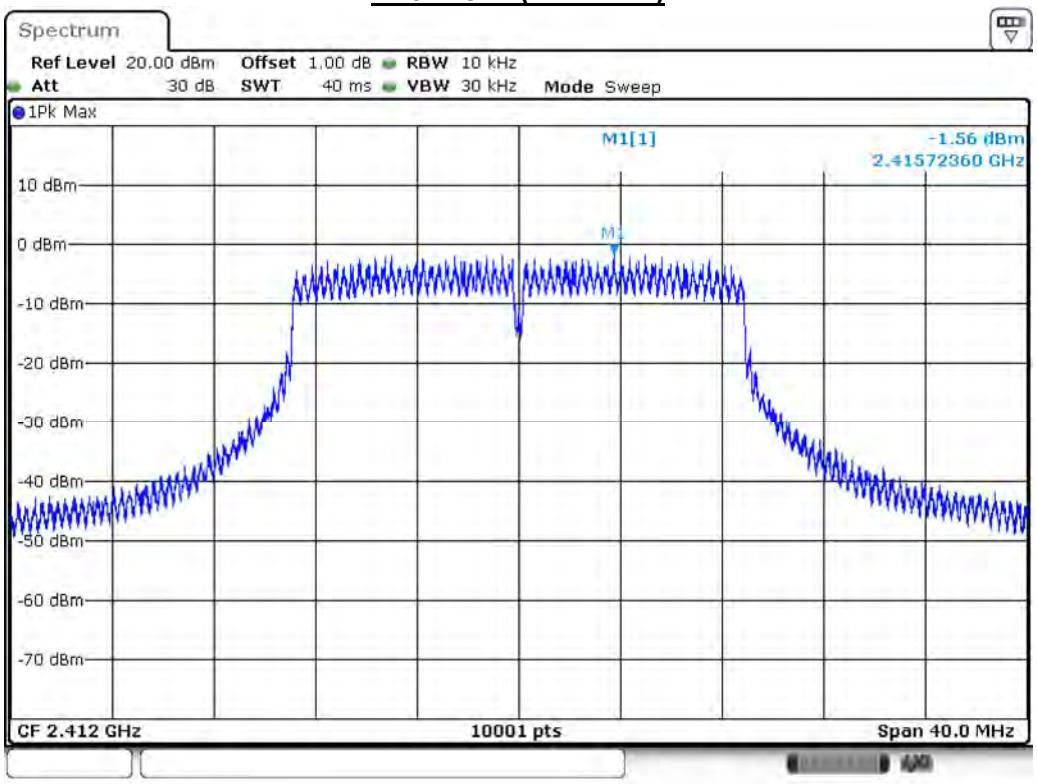

Date: 6.JAN.2018 02:10:28

Channel 6 (2437MHz)

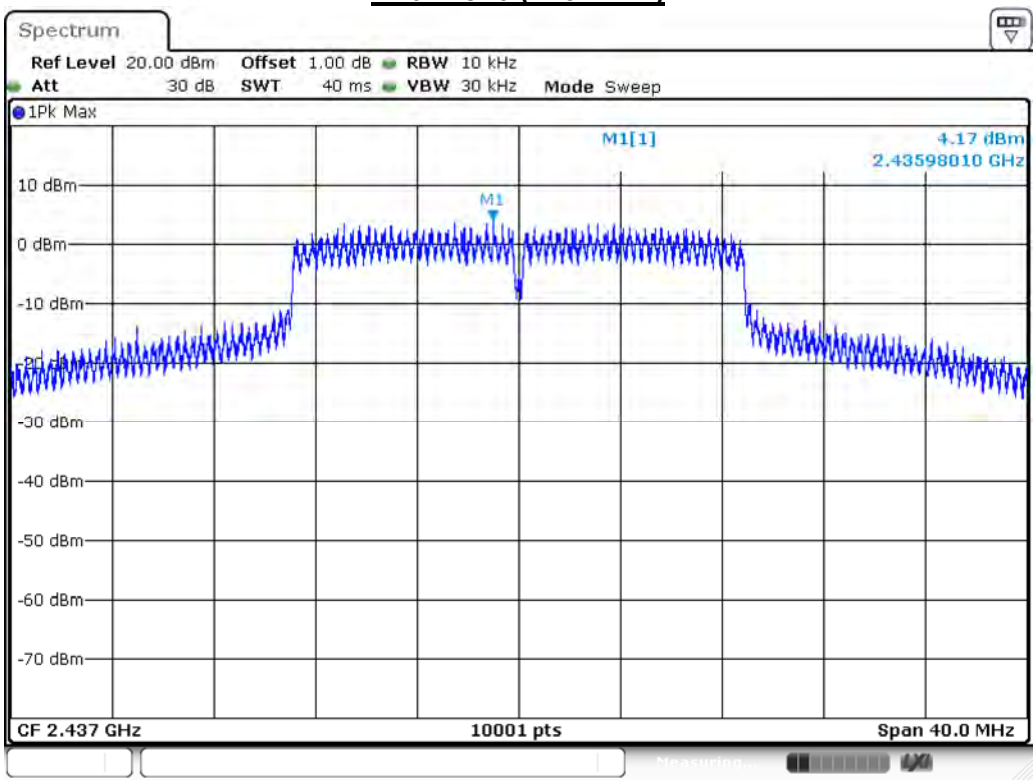

Date: 6.JAN.2018 02:16:54

Channel 11 (2462MHz)

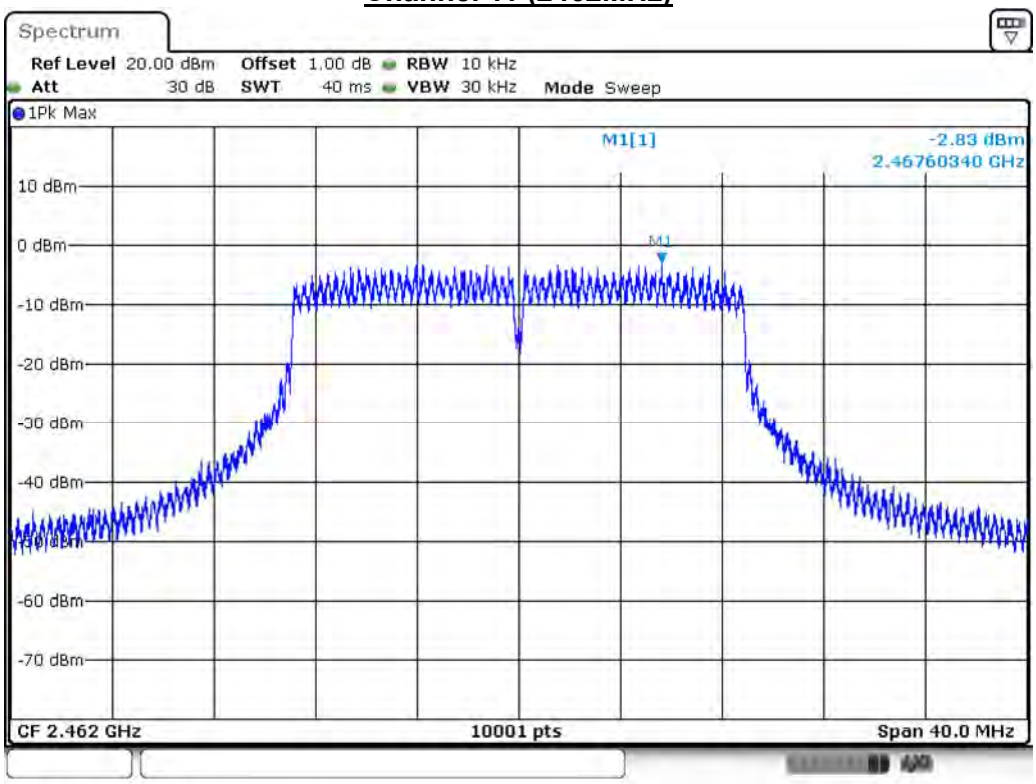

Date: 6.JAN.2018 02:12:06

Product	ConnectCore 6 Plus		
Test Item	Power Density		
Test Mode	Mode 1: Transmit Mode		
Date of Test	2018/01/06	Test Site	SR10-H

IEEE 802.11n(40MHz) (ANT 0)			
Channel No.	Frequency (dBm / 3KHz)	Measure Vaule (dBm / 3KHz)	Limit (MHz)
3	2422	-5.630	≦8
6	2437	-4.480	≦8
9	2452	-6.930	≦8

Channel 3 (2422MHz)

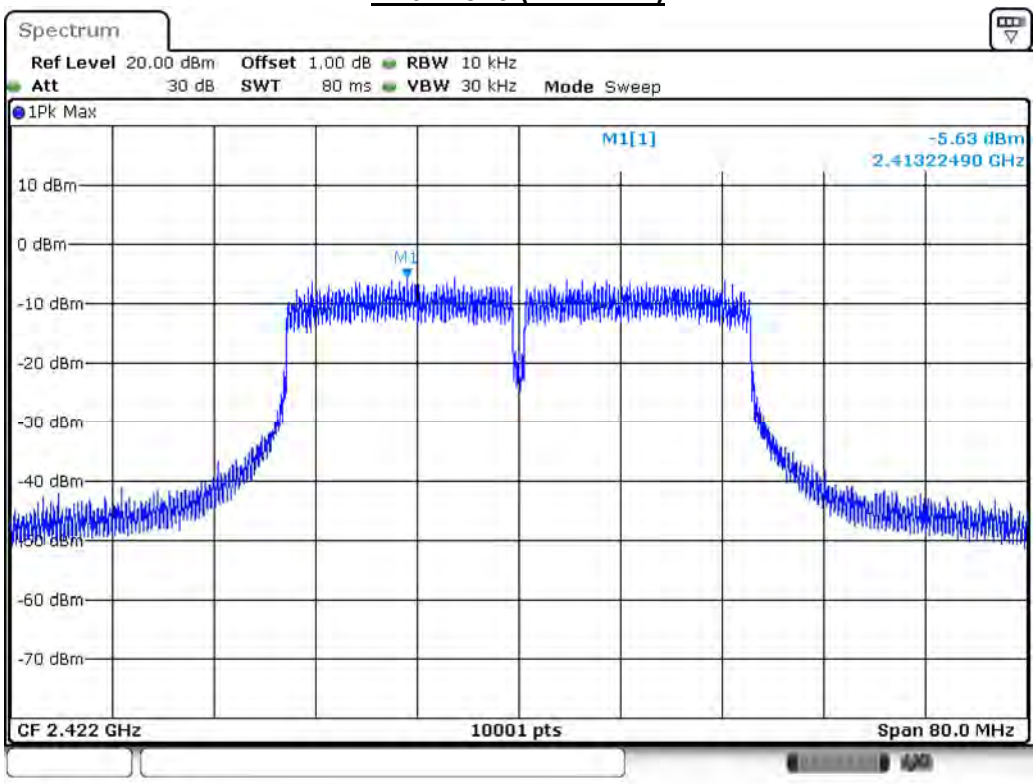

Date: 6.JAN.2018 02:22:45

Channel 6 (2437MHz)

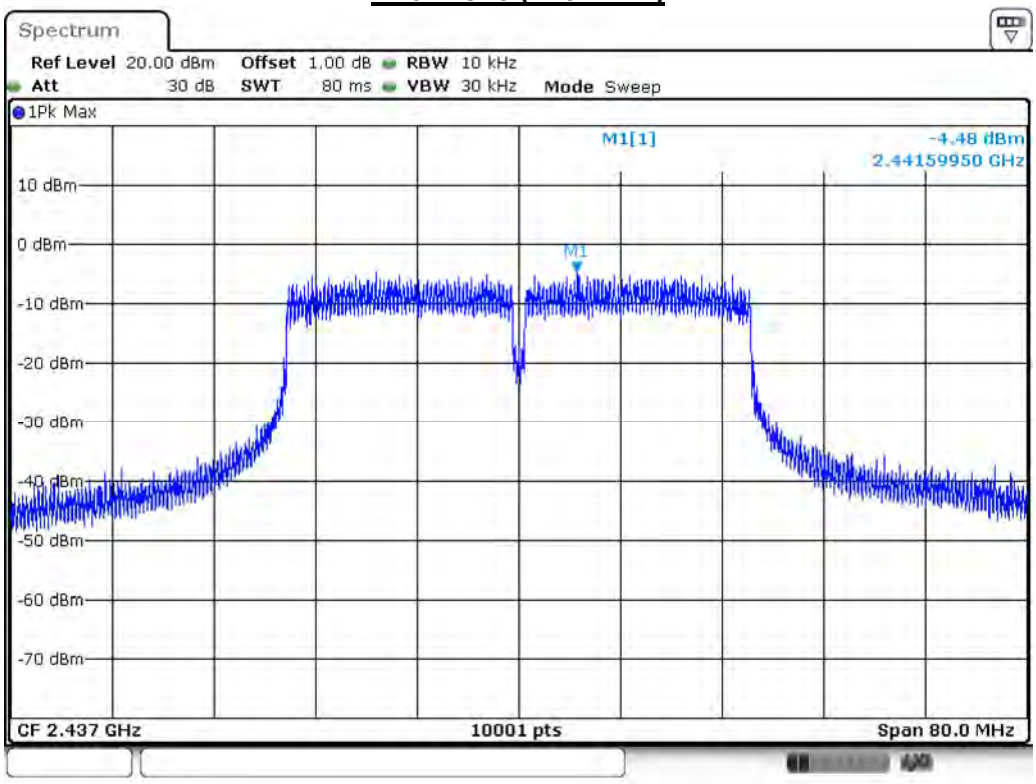

Date: 6.JAN.2018 02:18:59

Channel 9 (2452MHz)

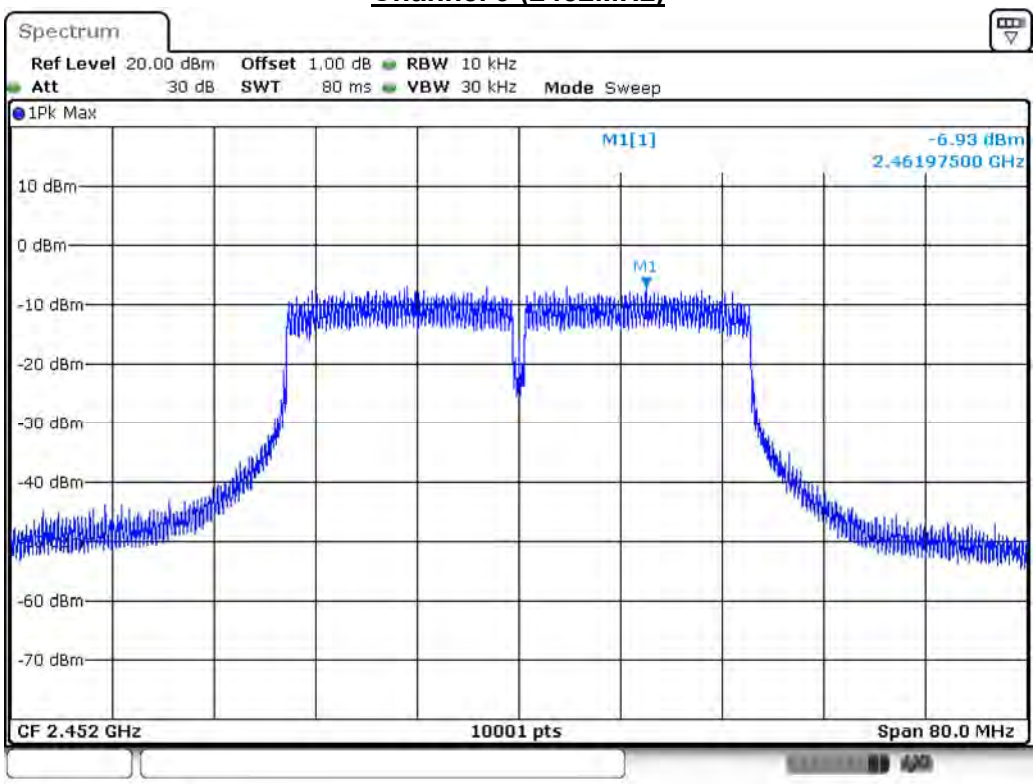

Date: 6.JAN.2018 02:29:01