Measurement Results

1-0596/20-01-07_log1_conducted

Test logging

This addendum is electronically signed and valid without handwritten signature.
For verification of the electronic signatures, the public keys can be requested at the testing laboratory.

Document authorized:

cn=Michael Dorongovski, o=CTC Advanced GmbH, ou=RCE-201118, email=Michael.Dorongovski@ctcadvanced.com, c=DE
2020.12.15 11:26:35 +01'00'

Michael Dorongovski
Lab Manager
Radio Communications

Table of Content

IUT Summary 3
1. FCC Part 15.247 Bandwidth 6dB DTS ~ Generic 2G4 4
2. FCC Part 15.247 Bandwidth 6dB DTS ~ Generic 2G4 6
3. FCC Part 15.247 Bandwidth 6dB DTS ~ Generic 2G4 8
4. FCC Part 15.247 Bandwidth 6dB DTS ~ Generic 2G4 10
5. FCC Part 15.247 Bandwidth 6dB DTS ~ Generic 2G4 12
6. FCC Part 15.247 Bandwidth 6dB DTS ~ Generic 2G4 14
7. FCC Part 15.247 Peak Power Spectral Density DTS ~ Generic 2G4 16
8. FCC Part 15.247 Peak Power Spectral Density DTS ~ Generic 2G4 18
9. FCC Part 15.247 Peak Power Spectral Density DTS ~ Generic 2G4 20
10. FCC Part 15.247 Peak Power Spectral Density DTS ~ Generic 2G4 22
11. FCC Part 15.247 Peak Power Spectral Density DTS ~ Generic 2G4 24
12. FCC Part 15.247 Peak Power Spectral Density DTS ~ Generic 2G4 26
13. FCC Part 15.247 Bandwidth 99PCT-20dB ~ Generic 2G4 28
14. FCC Part 15.247 Bandwidth 99PCT-20dB ~ Generic 2G4 31
15. FCC Part 15.247 Bandwidth 99PCT-20dB ~ Generic 2G4 34
16. FCC Part 15.247 Bandwidth 99PCT-20dB ~ Generic 2G4 37
17. FCC Part 15.247 Bandwidth 99PCT-20dB ~ Generic 2G4 40
18. FCC Part 15.247 Bandwidth 99PCT-20dB ~ Generic 2G4 43
19. FCC Part 15.247 TX Spurious Conduced ~ Generic 2G4 46
20. FCC Part 15.247 TX Spurious Conduced ~ Generic 2G4 48
21. FCC Part 15.247 TX Spurious Conduced ~ Generic 2G4 50
22. FCC Part 15.247 TX Spurious Conduced ~ Generic 2G4 52
23. FCC Part 15.247 TX Spurious Conduced ~ Generic 2G4 54
24. FCC Part 15.247 TX Spurious Conduced ~ Generic 2G4 56
25. Common2G4 Peak OP 3MHz/3MHz ~ Generic 2G4 58
26. Common2G4 Peak OP 3MHz/3MHz ~ Generic 2G4 60
27. Common2G4 Peak OP 3MHz/3MHz ~ Generic 2G4 62
28. Common2G4 Peak OP 3MHz/3MHz ~ Generic 2G4 64
29. Common2G4 Peak OP 3MHz/3MHz ~ Generic 2G4 66
30. Common2G4 Peak OP 3MHz/3MHz ~ Generic 2G4 68
31. FCC Part 15.247 Maximum Peak Conducted Output Power ~ Generic 2G4 70
32. FCC Part 15.247 Maximum Peak Conducted Output Power ~ Generic 2G4 72
33. FCC Part 15.247 Maximum Peak Conducted Output Power ~ Generic 2G4 74
34. FCC Part 15.247 Maximum Peak Conducted Output Power ~ Generic 2G4 76
35. FCC Part 15.247 Maximum Peak Conducted Output Power ~ Generic 2G4 78
36. FCC Part 15.247 Maximum Peak Conducted Output Power ~ Generic 2G4 80

IUT Summary

IUT DEFINITION & Common settings	
Manufacturer	m&h Inprocess Messtechnik GmbH
Type	LS-R-4.8
Serial No. | Setup No.	ctc # 2 | 1.0
SW Version | HW Version	1 | 0
Comment 1 | 2	|
Tlow | Tmid | Thigh [°C]	10 | 22 | 50
Vlow | Vmid | Vhigh [V] @Imax [A]	13.32 | 14.8 | 16.28 @1
Auto Control enabled Power Supply | Climatic Box	No | No
Additional Path Loss [dB]	0

IUT Common Settings 2G4	
Hopping supported	No
Burst length [ms]	10
Nominal Bandwidth [MHz]	1.5
User Interaction	Yes

1. FCC Part 15.247 Bandwidth 6dB DTS ~ Generic 2G4

Test References	
TC Start	13.11.2020 11:23:31
Ambit Temp [°C] | Humidity [rel%]	24.0 | 38
System Version	1.0.1.1
Test Specification	FCC Part 15.247
Test Method	99
Class / TC Version	TC_VM_FCC15247_Bandwidth_6dB_DTS_V01 Version: 0.0.1
My Description	FCC 15.247 Bandwidth 6DB DTS - Generic 2G4
Add. Information	

Test Parameter	
Technology to test	Generic 2G4
Antenna Port used	1
Temperature	mid
Voltage	mid
Frequency low to test	True | Freq [MHz] 2405
Frequency mid to test	False | Freq [MHz] 2440
Frequency high to test	False | Freq [MHz] 2480
Switched Path	IUT - SignalingUnit - SpectrumAnalyzer
Devices in use	| SA: Rohde&Schwarz,FSV-40,1321.3008K40/101353,3.60

Test at TX 2405 MHz

READ SA SETTINGS:	
RefLevel [dBm] | RefLevelOffset [dB] | InpAtt [dB]	7.99 | 2.09 | 25
Start [MHz] | Stop [MHz]	2402.500 | 2407.500
RBW [MHz] | VBW [MHz]	0.100000 | 0.300000
Detector | TraceMode	POS | MAXH
Sweep: Time [ms] | Count | Points per Section | Type	50 | 200 | 10001 | SWE

RESULT

Test Description	Lower Limit	Upper Limit	Measured	Unit	Verdict
DTS Bandwidth (6dB)	500	---	1601	kHz	PASS

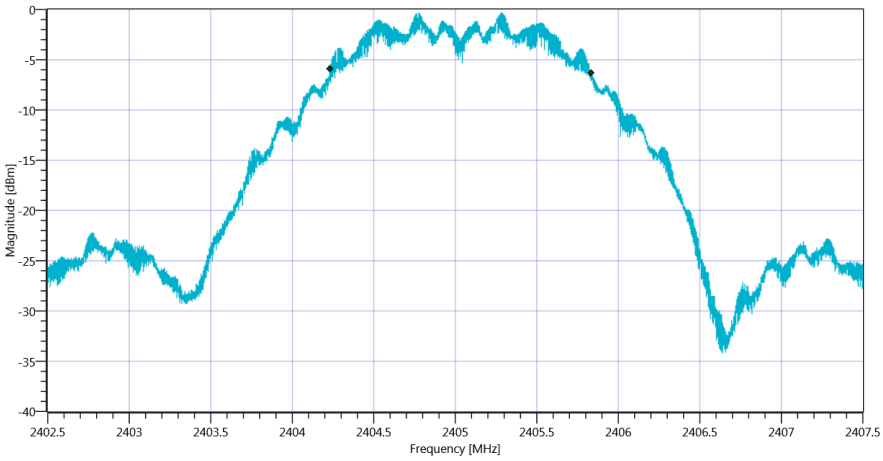

Plot_FCC Part 15.247 Bandwidth 6dB DTS ~ Generic 2G4_13112020_112358.png

TEST FINISHED		
General Verdict	13.11.2020 11:23:59 / RT: 27 s	PASS

2. FCC Part 15.247 Bandwidth 6dB DTS ~ Generic 2G4

Test References	
TC Start	13.11.2020 12:28:10
Ambit Temp [°C] | Humidity [rel%]	24.5 | 38
System Version	1.0.1.1
Test Specification	FCC Part 15.247
Test Method	99
Class / TC Version	TC_VM_FCC15247_Bandwidth_6dB_DTS_V01 Version: 0.0.1
My Description	FCC 15.247 Bandwidth 6DB DTS - Generic 2G4
Add. Information	

Test Parameter	
Technology to test	Generic 2G4
Antenna Port used	1
Temperature	mid
Voltage	mid
Frequency low to test	False | Freq [MHz] 2405
Frequency mid to test	True | Freq [MHz] 2440
Frequency high to test	False | Freq [MHz] 2480
Switched Path	IUT - SignalingUnit - SpectrumAnalyzer
Devices in use	| SA: Rohde&Schwarz,FSV-40,1321.3008K40/101353,3.60

Test at TX 2440 MHz

READ SA SETTINGS:	
RefLevel [dBm] | RefLevelOffset [dB] | InpAtt [dB]	8.30 | 2.1 | 25
Start [MHz] | Stop [MHz]	2437.500 | 2442.500
RBW [MHz] | VBW [MHz]	0.100000 | 0.300000
Detector | TraceMode	POS | MAXH
Sweep: Time [ms] | Count | Points per Section | Type	50 | 200 | 10001 | SWE

RESULT

Test Description	Lower Limit	Upper Limit	Measured	Unit	Verdict
DTS Bandwidth (6dB)	500	---	1606	kHz	PASS

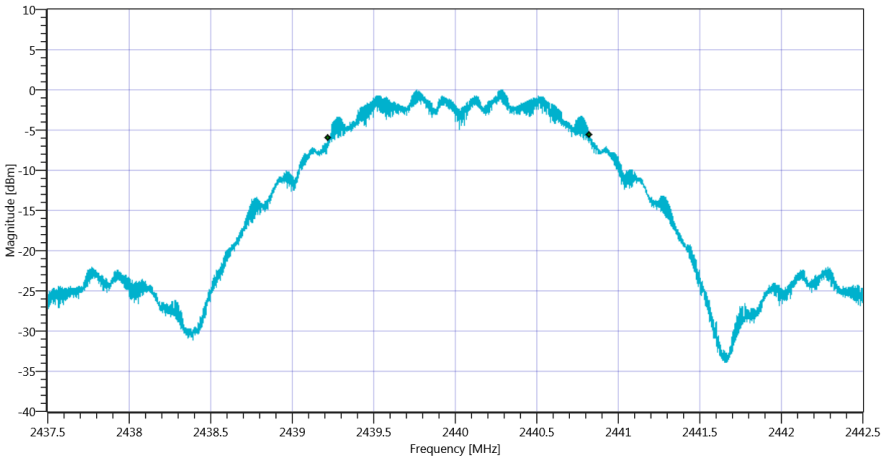

Plot_FCC Part 15.247 Bandwidth 6dB DTS ~ Generic 2G4_13112020_122837.png

TEST FINISHED		
General Verdict	13.11.2020 12:28:37 / RT: 27 s	PASS

3. FCC Part 15.247 Bandwidth 6dB DTS ~ Generic 2G4

Test References	
TC Start	13.11.2020 12:40:02
Ambit Temp [°C] | Humidity [rel%]	24.6 | 38
System Version	1.0.1.1
Test Specification	FCC Part 15.247
Test Method	99
Class / TC Version	TC_VM_FCC15247_Bandwidth_6dB_DTS_V01 Version: 0.0.1
My Description	FCC 15.247 Bandwidth 6DB DTS - Generic 2G4
Add. Information	

Test Parameter	
Technology to test	Generic 2G4
Antenna Port used	1
Temperature	mid
Voltage	mid
Frequency low to test	False | Freq [MHz] 2405
Frequency mid to test	False | Freq [MHz] 2440
Frequency high to test	True | Freq [MHz] 2480
Switched Path	IUT - SignalingUnit - SpectrumAnalyzer
Devices in use	| SA: Rohde&Schwarz,FSV-40,1321.3008K40/101353,3.60

Test at TX 2480 MHz

READ SA SETTINGS:	
RefLevel [dBm] | RefLevelOffset [dB] | InpAtt [dB]	7.77 | 2.1 | 25
Start [MHz] | Stop [MHz]	2477.500 | 2482.500
RBW [MHz] | VBW [MHz]	0.100000 | 0.300000
Detector | TraceMode	POS | MAXH
Sweep: Time [ms] | Count | Points per Section | Type	50 | 200 | 10001 | SWE

RESULT

Test Description	Lower Limit	Upper Limit	Measured	Unit	Verdict
DTS Bandwidth (6dB)	500	---	1604	kHz	PASS

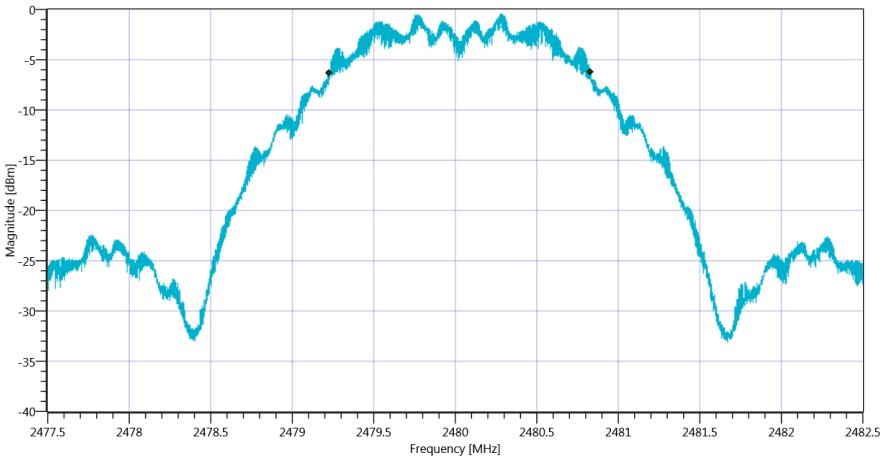

Plot_FCC Part 15.247 Bandwidth 6dB DTS ~ Generic 2G4_13112020_124029.png

TEST FINISHED		
General Verdict	13.11.2020 12:40:29 / RT: 27 s	PASS

4. FCC Part 15.247 Bandwidth 6dB DTS ~ Generic 2G4

Test References	
TC Start	13.11.2020 12:53:49
Ambit Temp [°C] | Humidity [rel%]	24.7 | 38
System Version	1.0.1.1
Test Specification	FCC Part 15.247
Test Method	99
Class / TC Version	TC_VM_FCC15247_Bandwidth_6dB_DTS_V01 Version: 0.0.1
My Description	FCC 15.247 Bandwidth 6DB DTS - Generic 2G4
Add. Information	

Test Parameter	
Technology to test	Generic 2G4
Antenna Port used	2
Temperature	mid
Voltage	mid
Frequency low to test	True | Freq [MHz] 2405
Frequency mid to test	False | Freq [MHz] 2440
Frequency high to test	False | Freq [MHz] 2480
Switched Path	IUT - SignalingUnit - SpectrumAnalyzer
Devices in use	| SA: Rohde&Schwarz,FSV-40,1321.3008K40/101353,3.60

Test at TX 2405 MHz

READ SA SETTINGS:	
RefLevel [dBm] | RefLevelOffset [dB] | InpAtt [dB]	7.97 | 2.09 | 25
Start [MHz] | Stop [MHz]	2402.500 | 2407.500
RBW [MHz] | VBW [MHz]	0.100000 | 0.300000
Detector | TraceMode	POS | MAXH
Sweep: Time [ms] | Count | Points per Section | Type	50 | 200 | 10001 | SWE

RESULT

Test Description	Lower Limit	Upper Limit	Measured	Unit	Verdict
DTS Bandwidth (6dB)	500	---	1601	kHz	PASS

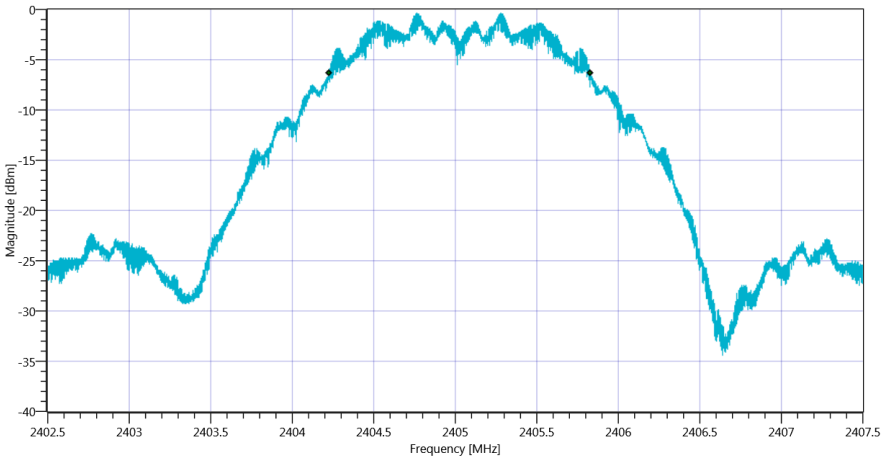

Plot_FCC Part 15.247 Bandwidth 6dB DTS ~ Generic 2G4_13112020_125416.png

TEST FINISHED		
General Verdict	13.11.2020 12:54:16 / RT: 27 s	PASS

5. FCC Part 15.247 Bandwidth 6dB DTS ~ Generic 2G4

Test References	
TC Start	13.11.2020 13:05:39
Ambit Temp [°C] | Humidity [rel%]	24.7 | 38
System Version	1.0.1.1
Test Specification	FCC Part 15.247
Test Method	99
Class / TC Version	TC_VM_FCC15247_Bandwidth_6dB_DTS_V01 Version: 0.0.1
My Description	FCC 15.247 Bandwidth 6DB DTS - Generic 2G4
Add. Information	

Test Parameter	
Technology to test	Generic 2G4
Antenna Port used	2
Temperature	mid
Voltage	mid
Frequency low to test	False | Freq [MHz] 2405
Frequency mid to test	True | Freq [MHz] 2440
Frequency high to test	False | Freq [MHz] 2480
Switched Path	IUT - SignalingUnit - SpectrumAnalyzer
Devices in use	| SA: Rohde&Schwarz,FSV-40,1321.3008K40/101353,3.60

Test at TX 2440 MHz

READ SA SETTINGS:	
RefLevel [dBm] | RefLevelOffset [dB] | InpAtt [dB]	8.19 | 2.1 | 25
Start [MHz] | Stop [MHz]	2437.500 | 2442.500
RBW [MHz] | VBW [MHz]	0.100000 | 0.300000
Detector | TraceMode	POS | MAXH
Sweep: Time [ms] | Count | Points per Section | Type	50 | 200 | 10001 | SWE

RESULT

Test Description	Lower Limit	Upper Limit	Measured	Unit	Verdict
DTS Bandwidth (6dB)	500	---	1608	kHz	PASS

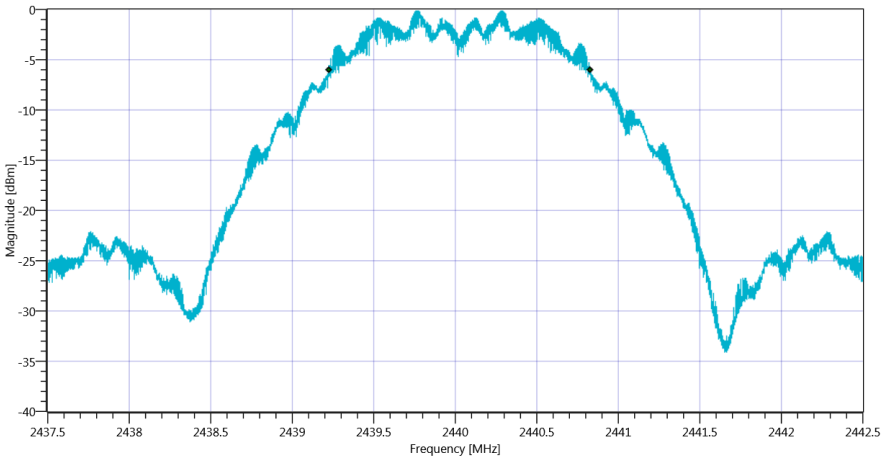

Plot_FCC Part 15.247 Bandwidth 6dB DTS ~ Generic 2G4_13112020_130606.png

TEST FINISHED		
General Verdict	13.11.2020 13:06:06 / RT: 27 s	PASS

6. FCC Part 15.247 Bandwidth 6dB DTS ~ Generic 2G4

Test References	
TC Start	13.11.2020 13:15:29
Ambit Temp [°C] | Humidity [rel%]	24.6 | 38
System Version	1.0.1.1
Test Specification	FCC Part 15.247
Test Method	99
Class / TC Version	TC_VM_FCC15247_Bandwidth_6dB_DTS_V01 Version: 0.0.1
My Description	FCC 15.247 Bandwidth 6DB DTS - Generic 2G4
Add. Information	

Test Parameter	
Technology to test	Generic 2G4
Antenna Port used	2
Temperature	mid
Voltage	mid
Frequency low to test	False | Freq [MHz] 2405
Frequency mid to test	False | Freq [MHz] 2440
Frequency high to test	True | Freq [MHz] 2480
Switched Path	IUT - SignalingUnit - SpectrumAnalyzer
Devices in use	| SA: Rohde&Schwarz,FSV-40,1321.3008K40/101353,3.60

Test at TX 2480 MHz

READ SA SETTINGS:	
RefLevel [dBm] | RefLevelOffset [dB] | InpAtt [dB]	7.74 | 2.1 | 25
Start [MHz] | Stop [MHz]	2477.500 | 2482.500
RBW [MHz] | VBW [MHz]	0.100000 | 0.300000
Detector | TraceMode	POS | MAXH
Sweep: Time [ms] | Count | Points per Section | Type	50 | 200 | 10001 | SWE

RESULT

Test Description	Lower Limit	Upper Limit	Measured	Unit	Verdict
DTS Bandwidth (6dB)	500	---	1606	kHz	PASS

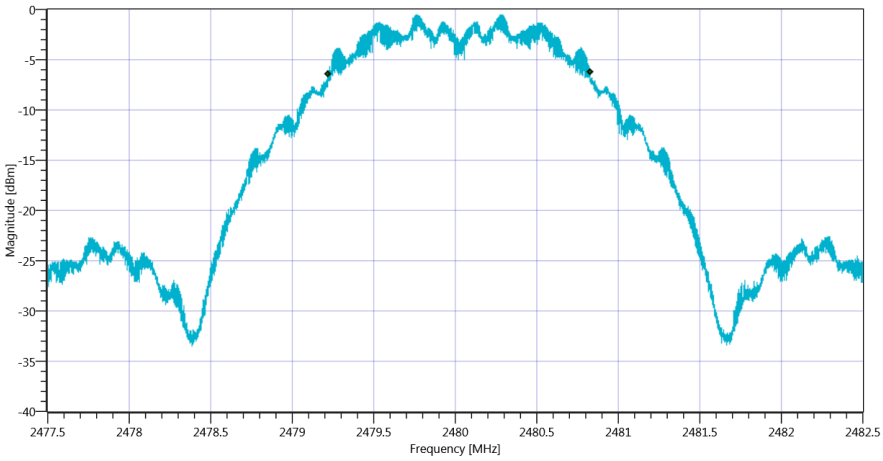

Plot_FCC Part 15.247 Bandwidth 6dB DTS ~ Generic 2G4_13112020_131555.png

TEST FINISHED		
General Verdict	13.11.2020 13:15:56 / RT: 27 s	PASS

7. FCC Part 15.247 Peak Power Spectral Density DTS ~ Generic 2G4

Test References	
TC Start	13.11.2020 11:24:03
Ambit Temp [°C] | Humidity [rel%]	24.0 | 38
System Version	1.0.1.1
Test Specification	FCC Part 15.247
Test Method	DTS: KDB 558074 D01 V05 - Chapter 8.4 DTS maximum power spectral density level in the fundamental emission
Class / TC Version	TC_VM_FCC15247_Peak_Power_Spectral_Density_DTS_V01 Version: 0.0.1
My Description	FCC 15.247 Peak Power Spectral Density DTS - Generic 2G4
Add. Information	

Test Parameter	
Technology to test	Generic 2G4
Antenna Port used	1
Temperature	mid
Voltage	mid
Frequency low to test	True | Freq [MHz] 2405
Frequency mid to test	False | Freq [MHz] 2440
Frequency high to test	False | Freq [MHz] 2480
Switched Path	IUT - SignalingUnit - SpectrumAnalyzer
Devices in use	| SA: Rohde&Schwarz,FSV-40,1321.3008K40/101353,3.60

Test at TX 2405 MHz

READ SA SETTINGS:	
RefLevel [dBm] | RefLevelOffset [dB] | InpAtt [dB]	7.97 | 2.09 | 25
Start [MHz] | Stop [MHz]	2403.125 | 2406.875
RBW [MHz] | VBW [MHz]	0.003000 | 0.010000
Detector | TraceMode	POS | MAXH
Sweep: Time [ms] | Count | Points per Section | Type	1000 | 20 | 1001 | SWE

RESULT

Test Description	Lower Limit	Upper Limit	Measured	Unit	Verdict
Max Peak power Density	---	8	-11.93	dBm/3KHz	PASS

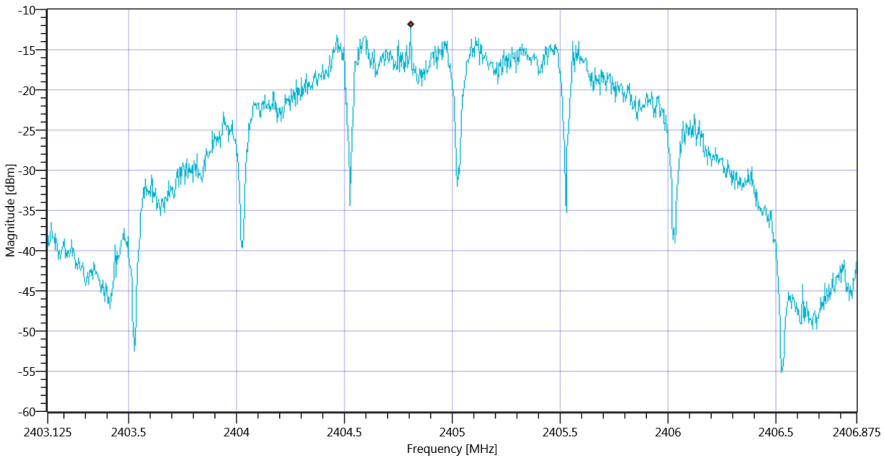

Plot_FCC Part 15.247 Peak Power Spectral Density DTS ~ Generic 2G4_13112020_112439.png

TEST FINISHED		
General Verdict	13.11.2020 11:24:39 / RT: 36 s	PASS

8. FCC Part 15.247 Peak Power Spectral Density DTS ~ Generic 2G4

Test References	
TC Start	13.11.2020 12:28:41
Ambit Temp [°C] | Humidity [rel%]	24.5 | 38
System Version	1.0.1.1
Test Specification	FCC Part 15.247
Test Method	DTS: KDB 558074 D01 V05 - Chapter 8.4 DTS maximum power spectral density level in the fundamental emission
Class / TC Version	TC_VM_FCC15247_Peak_Power_Spectral_Density_DTS_V01 Version: 0.0.1
My Description	FCC 15.247 Peak Power Spectral Density DTS - Generic 2G4
Add. Information	

Test Parameter	
Technology to test	Generic 2G4
Antenna Port used	1
Temperature	mid
Voltage	mid
Frequency low to test	False | Freq [MHz] 2405
Frequency mid to test	True | Freq [MHz] 2440
Frequency high to test	False | Freq [MHz] 2480
Switched Path	IUT - SignalingUnit - SpectrumAnalyzer
Devices in use	| SA: Rohde&Schwarz,FSV-40,1321.3008K40/101353,3.60

Test at TX 2440 MHz

READ SA SETTINGS:	
RefLevel [dBm] | RefLevelOffset [dB] | InpAtt [dB]	8.29 | 2.1 | 25
Start [MHz] | Stop [MHz]	2438.125 | 2441.875
RBW [MHz] | VBW [MHz]	0.003000 | 0.010000
Detector | TraceMode	POS | MAXH
Sweep: Time [ms] | Count | Points per Section | Type	1000 | 20 | 1001 | SWE

RESULT

Test Description	Lower Limit	Upper Limit	Measured	Unit	Verdict
Max Peak power Density	---	8	-12.27	dBm/3KHz	PASS

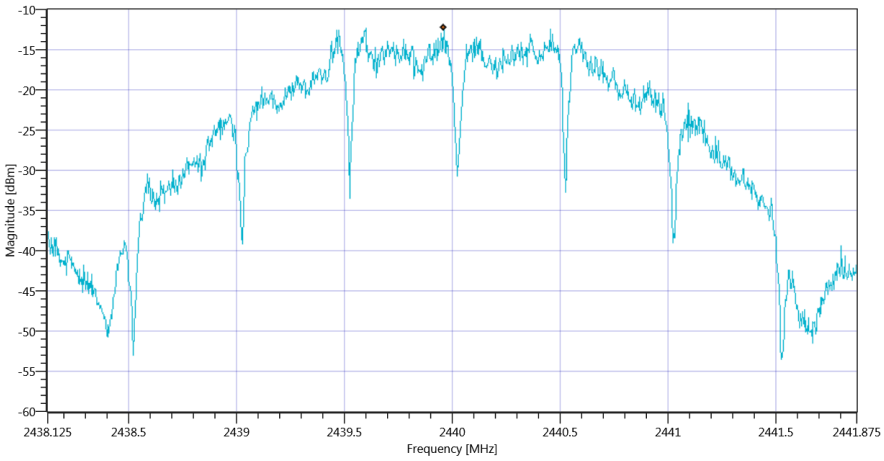

Plot_FCC Part 15.247 Peak Power Spectral Density DTS ~ Generic 2G4_13112020_122917.png

TEST FINISHED		
General Verdict	13.11.2020 12:29:17 / RT: 36 s	PASS

9. FCC Part 15.247 Peak Power Spectral Density DTS ~ Generic 2G4

Test References	
TC Start	13.11.2020 12:40:33
Ambit Temp [°C] | Humidity [rel%]	24.6 | 37
System Version	1.0.1.1
Test Specification	FCC Part 15.247
Test Method	DTS: KDB 558074 D01 V05 - Chapter 8.4 DTS maximum power spectral density level in the fundamental emission
Class / TC Version	TC_VM_FCC15247_Peak_Power_Spectral_Density_DTS_V01 Version: 0.0.1
My Description	FCC 15.247 Peak Power Spectral Density DTS - Generic 2G4
Add. Information	

Test Parameter	
Technology to test	Generic 2G4
Antenna Port used	1
Temperature	mid
Voltage	mid
Frequency low to test	False | Freq [MHz] 2405
Frequency mid to test	False | Freq [MHz] 2440
Frequency high to test	True | Freq [MHz] 2480
Switched Path	IUT - SignalingUnit - SpectrumAnalyzer
Devices in use	| SA: Rohde&Schwarz,FSV-40,1321.3008K40/101353,3.60

Test at TX 2480 MHz

READ SA SETTINGS:	
RefLevel [dBm] | RefLevelOffset [dB] | InpAtt [dB]	7.76 | 2.1 | 25
Start [MHz] | Stop [MHz]	2478.125 | 2481.875
RBW [MHz] | VBW [MHz]	0.003000 | 0.010000
Detector | TraceMode	POS | MAXH
Sweep: Time [ms] | Count | Points per Section | Type	1000 | 20 | 1001 | SWE

RESULT

Test Description	Lower Limit	Upper Limit	Measured	Unit	Verdict
Max Peak power Density	---	8	-13.06	dBm/3KHz	PASS

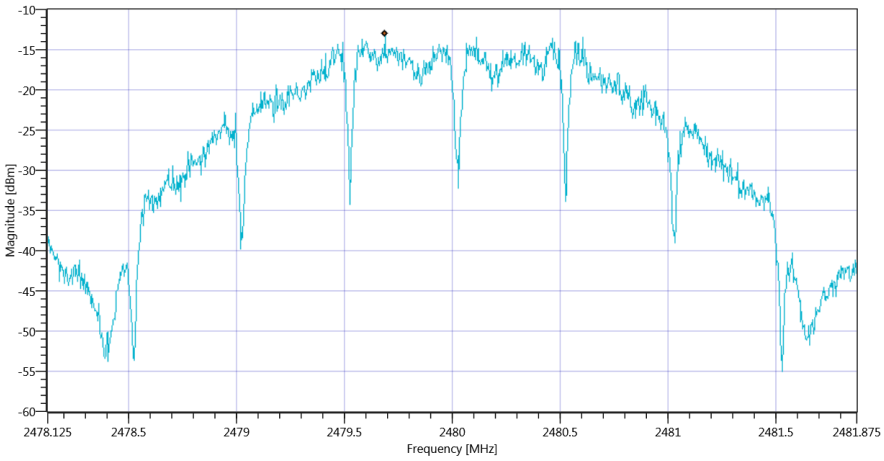

Plot_FCC Part 15.247 Peak Power Spectral Density DTS ~ Generic 2G4_13112020_124109.png

TEST FINISHED		
General Verdict	13.11.2020 12:41:10 / RT: 36 s	PASS

10. FCC Part 15.247 Peak Power Spectral Density DTS ~ Generic 2G4

Test References	
TC Start	13.11.2020 12:54:20
Ambit Temp [°C] | Humidity [rel%]	24.7 | 38
System Version	1.0.1.1
Test Specification	FCC Part 15.247
Test Method	DTS: KDB 558074 D01 V05 - Chapter 8.4 DTS maximum power spectral density level in the fundamental emission
Class / TC Version	TC_VM_FCC15247_Peak_Power_Spectral_Density_DTS_V01 Version: 0.0.1
My Description	FCC 15.247 Peak Power Spectral Density DTS - Generic 2G4
Add. Information	

Test Parameter	
Technology to test	Generic 2G4
Antenna Port used	2
Temperature	mid
Voltage	mid
Frequency low to test	True | Freq [MHz] 2405
Frequency mid to test	False | Freq [MHz] 2440
Frequency high to test	False | Freq [MHz] 2480
Switched Path	IUT - SignalingUnit - SpectrumAnalyzer
Devices in use	| SA: Rohde&Schwarz,FSV-40,1321.3008K40/101353,3.60

Test at TX 2405 MHz

READ SA SETTINGS:	
RefLevel [dBm] | RefLevelOffset [dB] | InpAtt [dB]	7.93 | 2.09 | 25
Start [MHz] | Stop [MHz]	2403.125 | 2406.875
RBW [MHz] | VBW [MHz]	0.003000 | 0.010000
Detector | TraceMode	POS | MAXH
Sweep: Time [ms] | Count | Points per Section | Type	1000 | 20 | 1001 | SWE

RESULT

Test Description	Lower Limit	Upper Limit	Measured	Unit	Verdict
Max Peak power Density	---	8	-12.69	dBm/3KHz	PASS

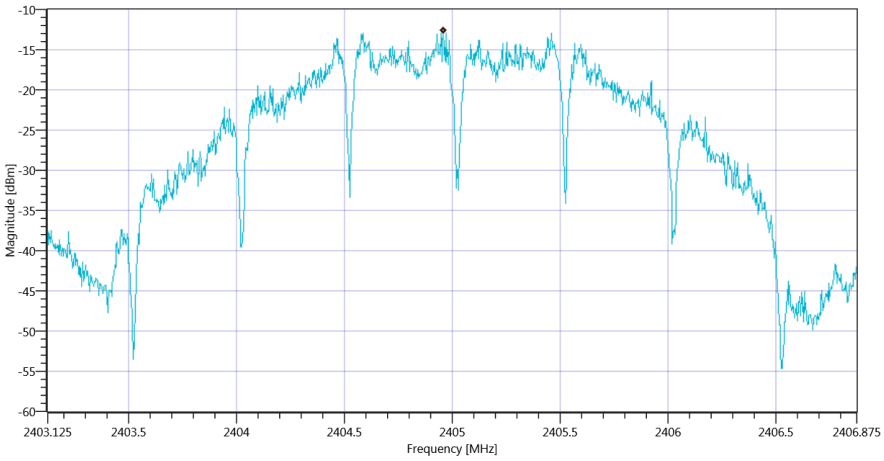

Plot_FCC Part 15.247 Peak Power Spectral Density DTS ~ Generic 2G4_13112020_125456.png

TEST FINISHED		
General Verdict	13.11.2020 12:54:56 / RT: 36 s	PASS

11. FCC Part 15.247 Peak Power Spectral Density DTS ~ Generic 2G4

Test References	
TC Start	13.11.2020 13:06:10
Ambit Temp [°C] | Humidity [rel%]	24.7 | 38
System Version	1.0.1.1
Test Specification	FCC Part 15.247
Test Method	DTS: KDB 558074 D01 V05 - Chapter 8.4 DTS maximum power spectral density level in the fundamental emission
Class / TC Version	TC_VM_FCC15247_Peak_Power_Spectral_Density_DTS_V01 Version: 0.0.1
My Description	FCC 15.247 Peak Power Spectral Density DTS - Generic 2G4
Add. Information	

Test Parameter	
Technology to test	Generic 2G4
Antenna Port used	2
Temperature	mid
Voltage	mid
Frequency low to test	False | Freq [MHz] 2405
Frequency mid to test	True | Freq [MHz] 2440
Frequency high to test	False | Freq [MHz] 2480
Switched Path	IUT - SignalingUnit - SpectrumAnalyzer
Devices in use	| SA: Rohde&Schwarz,FSV-40,1321.3008K40/101353,3.60

Test at TX 2440 MHz

READ SA SETTINGS:	
RefLevel [dBm] | RefLevelOffset [dB] | InpAtt [dB]	8.22 | 2.1 | 25
Start [MHz] | Stop [MHz]	2438.125 | 2441.875
RBW [MHz] | VBW [MHz]	0.003000 | 0.010000
Detector | TraceMode	POS | MAXH
Sweep: Time [ms] | Count | Points per Section | Type	1000 | 20 | 1001 | SWE

RESULT

Test Description	Lower Limit	Upper Limit	Measured	Unit	Verdict
Max Peak power Density	---	8	-12.56	dBm/3KHz	PASS

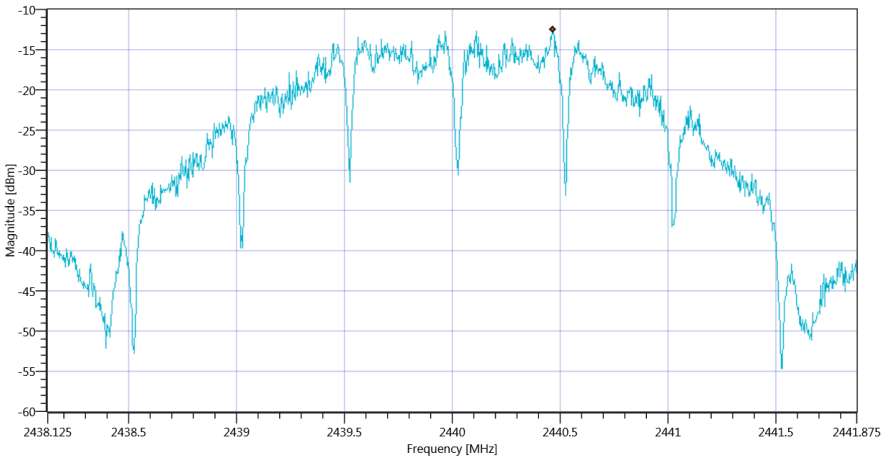

Plot_FCC Part 15.247 Peak Power Spectral Density DTS ~ Generic 2G4_13112020_130647.png

TEST FINISHED		
General Verdict	13.11.2020 13:06:47 / RT: 36 s	PASS

12. FCC Part 15.247 Peak Power Spectral Density DTS ~ Generic 2G4

Test References	
TC Start	13.11.2020 13:16:00
Ambit Temp [°C] | Humidity [rel%]	24.7 | 38
System Version	1.0.1.1
Test Specification	FCC Part 15.247
Test Method	DTS: KDB 558074 D01 V05 - Chapter 8.4 DTS maximum power spectral density level in the fundamental emission
Class / TC Version	TC_VM_FCC15247_Peak_Power_Spectral_Density_DTS_V01 Version: 0.0.1
My Description	FCC 15.247 Peak Power Spectral Density DTS - Generic 2G4
Add. Information	

Test Parameter	
Technology to test	Generic 2G4
Antenna Port used	2
Temperature	mid
Voltage	mid
Frequency low to test	False | Freq [MHz] 2405
Frequency mid to test	False | Freq [MHz] 2440
Frequency high to test	True | Freq [MHz] 2480
Switched Path	IUT - SignalingUnit - SpectrumAnalyzer
Devices in use	| SA: Rohde&Schwarz,FSV-40,1321.3008K40/101353,3.60

Test at TX 2480 MHz

READ SA SETTINGS:	
RefLevel [dBm] | RefLevelOffset [dB] | InpAtt [dB]	7.72 | 2.1 | 25
Start [MHz] | Stop [MHz]	2478.125 | 2481.875
RBW [MHz] | VBW [MHz]	0.003000 | 0.010000
Detector | TraceMode	POS | MAXH
Sweep: Time [ms] | Count | Points per Section | Type	1000 | 20 | 1001 | SWE

RESULT

Test Description	Lower Limit	Upper Limit	Measured	Unit	Verdict
Max Peak power Density	---	8	-12.81	dBm/3KHz	PASS

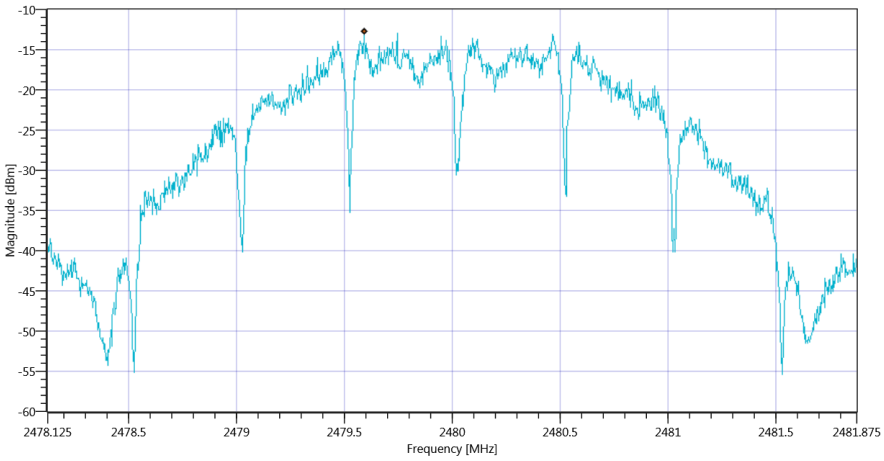

Plot_FCC Part 15.247 Peak Power Spectral Density DTS ~ Generic 2G4_13112020_131636.png

TEST FINISHED		
General Verdict	13.11.2020 13:16:37 / RT: 36 s	PASS

13. FCC Part 15.247 Bandwidth 99PCT-20dB ~ Generic 2G4

Test References	
TC Start	13.11.2020 11:24:43
Ambit Temp [°C] | Humidity [rel%]	24.0 | 38
System Version	1.0.1.1
Test Specification	FCC Part 15.247
Test Method	
Class / TC Version	TC_VM_FCC15247_Bandwidth_99PCT_20dB_DTS_FHSS_V01 Version: 0.0.2
My Description	FCC 15.247 Bandwidth 99PCT-20DB DTS - Generic 2G4
Add. Information	

Test Parameter	
Technology to test	Generic 2G4
Antenna Port used	1
Temperature	mid
Voltage	mid
Frequency low to test	True | Freq [MHz] 2405
Frequency mid to test	False | Freq [MHz] 2440
Frequency high to test	False | Freq [MHz] 2480
Switched Path	IUT - SignalingUnit - SpectrumAnalyzer
Devices in use	| SA: Rohde&Schwarz,FSV-40,1321.3008K40/101353,3.60

Test at TX 2405 MHz

READ SA SETTINGS:	
RefLevel [dBm] | RefLevelOffset [dB] | InpAtt [dB]	7.96 | 2.09 | 25
Start [MHz] | Stop [MHz]	2402.500 | 2407.500
RBW [MHz] | VBW [MHz]	0.050000 | 0.200000
Detector | TraceMode	POS | MAXH
Sweep: Time [ms] | Count | Points per Section | Type	50 | 200 | 10001 | SWE

RESULT					
Test Description	Lower Limit	Upper Limit	Measured	Unit	Verdict
Bandwidth 99%	---	---	2601	kHz	INFO
T1 99%	2400.000000	---	2403.7066	MHz	PASS
T2 99%	---	2483.500000	2406.3074	MHz	PASS

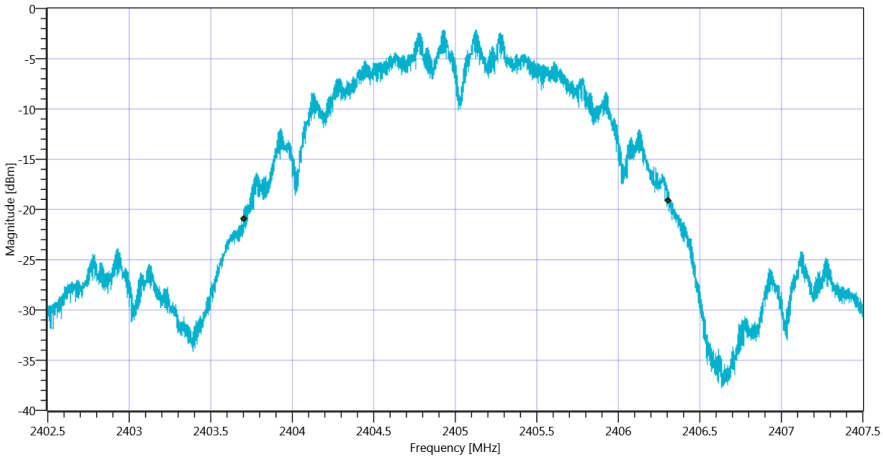

Plot_FCC Part 15.247 Bandwidth 99PCT-20dB ~ Generic 2G4 99PCT_13112020_112511.png

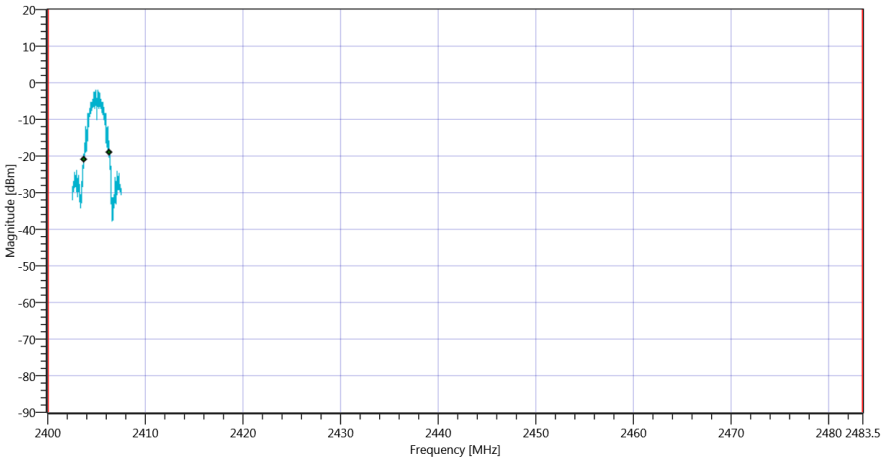

Plot_FCC Part 15.247 Bandwidth 99PCT-20dB ~ Generic 2G4_13112020_112514.png

RESULT					
Test Description	Lower Limit	Upper Limit	Measured	Unit	Verdict
Bandwidth 20dB	---	---	2777	kHz	INFO
T1 20DB	2400.000000	---	2403.6420	MHz	PASS
T2 20dB	---	2483.500000	2406.4190	MHz	PASS

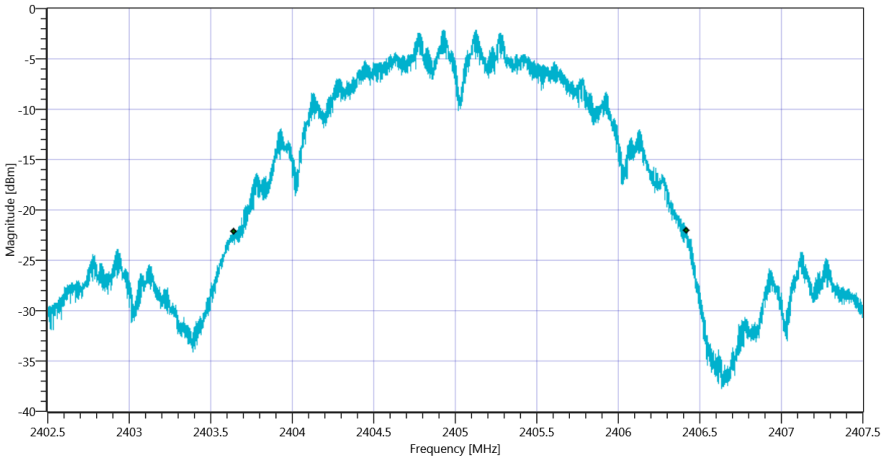

Plot_FCC Part 15.247 Bandwidth 99PCT-20dB ~ Generic 2G4 20dB_13112020_112519.png

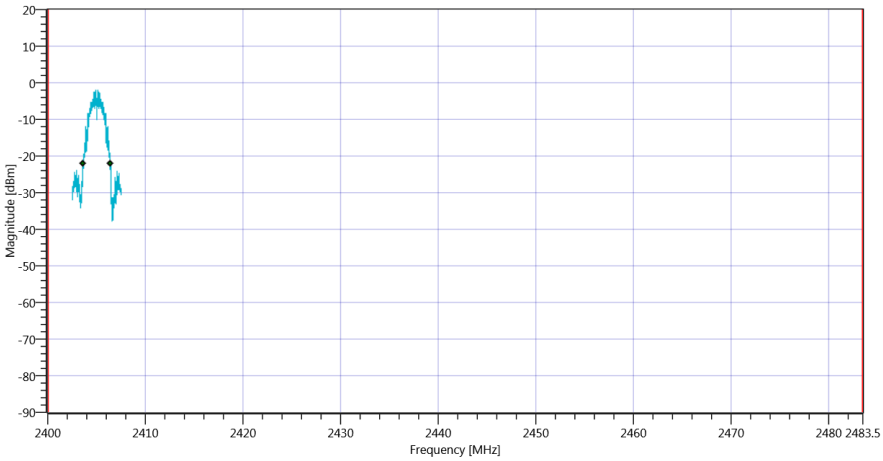

Plot_FCC Part 15.247 Bandwidth 99PCT-20dB ~ Generic 2G4_13112020_112522.png

TEST FINISHED		
General Verdict	13.11.2020 11:25:23 / RT: 39 s	PASS

14. FCC Part 15.247 Bandwidth 99PCT-20dB ~ Generic 2G4

Test References	
TC Start	13.11.2020 12:29:22
Ambit Temp [°C] | Humidity [rel%]	24.5 | 38
System Version	1.0.1.1
Test Specification	FCC Part 15.247
Test Method	
Class / TC Version	TC_VM_FCC15247_Bandwidth_99PCT_20dB_DTS_FHSS_V01 Version: 0.0.2
My Description	FCC 15.247 Bandwidth 99PCT-20DB DTS - Generic 2G4
Add. Information	

Test Parameter	
Technology to test	Generic 2G4
Antenna Port used	1
Temperature	mid
Voltage	mid
Frequency low to test	False | Freq [MHz] 2405
Frequency mid to test	True | Freq [MHz] 2440
Frequency high to test	False | Freq [MHz] 2480
Switched Path	IUT - SignalingUnit - SpectrumAnalyzer
Devices in use	| SA: Rohde&Schwarz,FSV-40,1321.3008K40/101353,3.60

Test at TX 2440 MHz

READ SA SETTINGS:	
RefLevel [dBm] | RefLevelOffset [dB] | InpAtt [dB]	8.29 | 2.1 | 25
Start [MHz] | Stop [MHz]	2437.500 | 2442.500
RBW [MHz] | VBW [MHz]	0.050000 | 0.200000
Detector | TraceMode	POS | MAXH
Sweep: Time [ms] | Count | Points per Section | Type	50 | 200 | 10001 | SWE

RESULT					
Test Description	Lower Limit	Upper Limit	Measured	Unit	Verdict
Bandwidth 99%	---	---	2594	kHz	INFO
T1 99%	2400.000000	---	2438.7246	MHz	PASS
T2 99%	---	2483.500000	2441.3189	MHz	PASS

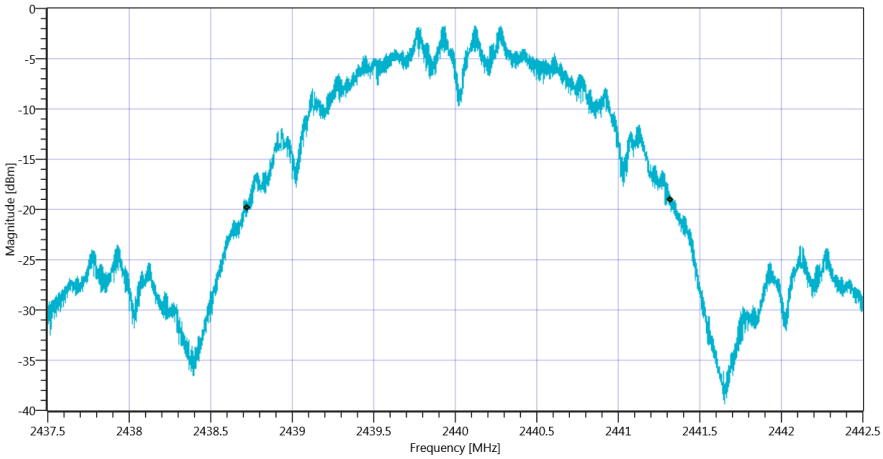

Plot_FCC Part 15.247 Bandwidth 99PCT-20dB ~ Generic 2G4 99PCT_13112020_122949.png

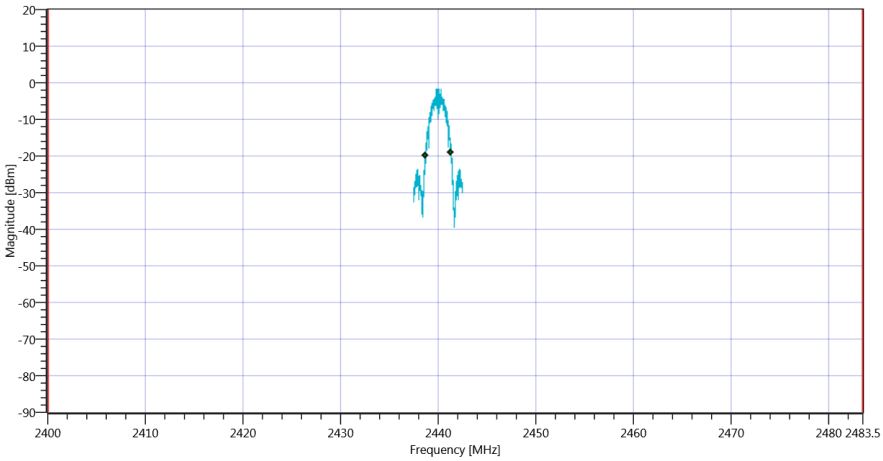

Plot_FCC Part 15.247 Bandwidth 99PCT-20dB ~ Generic 2G4_13112020_122953.png

RESULT					
Test Description	Lower Limit	Upper Limit	Measured	Unit	Verdict
Bandwidth 20dB	---	---	2788	kHz	INFO
T1 20DB	2400.000000	---	2438.6350	MHz	PASS
T2 20dB	---	2483.500000	2441.4235	MHz	PASS

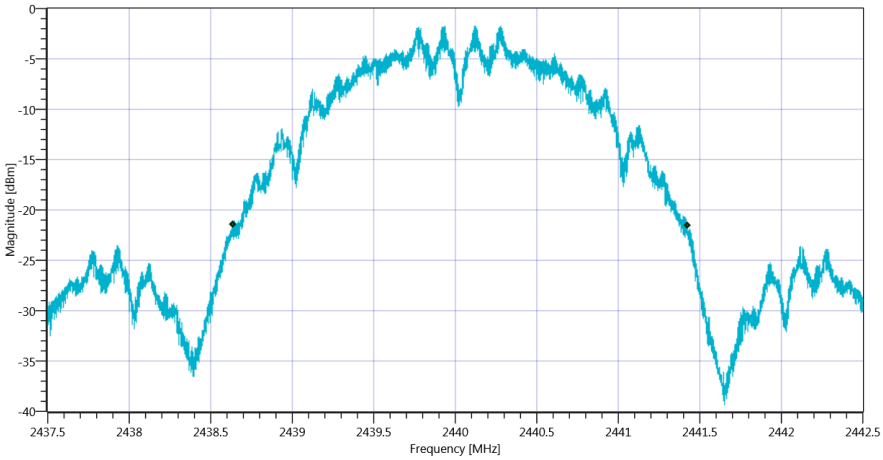

Plot_FCC Part 15.247 Bandwidth 99PCT-20dB ~ Generic 2G4 20dB_13112020_122957.png

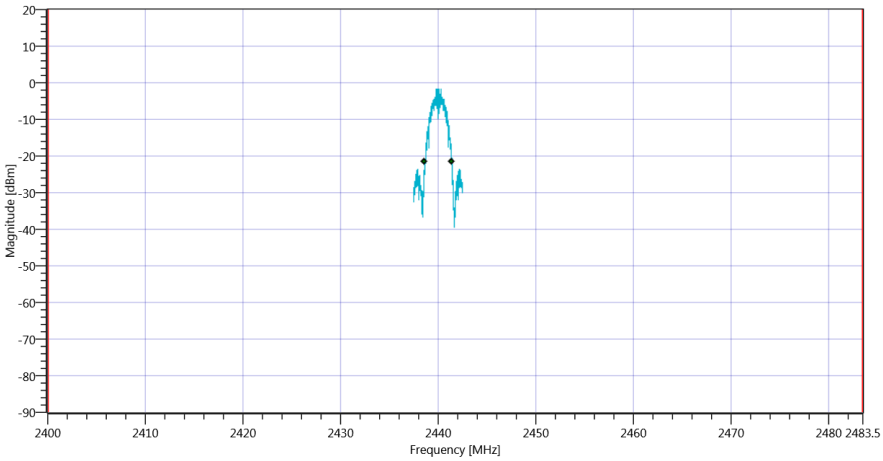

Plot_FCC Part 15.247 Bandwidth 99PCT-20dB ~ Generic 2G4_13112020_123001.png

TEST FINISHED		
General Verdict	13.11.2020 12:30:01 / RT: 39 s	PASS

15. FCC Part 15.247 Bandwidth 99PCT-20dB ~ Generic 2G4

Test References	
TC Start	13.11.2020 12:41:14
Ambit Temp [°C] | Humidity [rel%]	24.6 | 38
System Version	1.0.1.1
Test Specification	FCC Part 15.247
Test Method	
Class / TC Version	TC_VM_FCC15247_Bandwidth_99PCT_20dB_DTS_FHSS_V01 Version: 0.0.2
My Description	FCC 15.247 Bandwidth 99PCT-20DB DTS - Generic 2G4
Add. Information	

Test Parameter	
Technology to test	Generic 2G4
Antenna Port used	1
Temperature	mid
Voltage	mid
Frequency low to test	False | Freq [MHz] 2405
Frequency mid to test	False | Freq [MHz] 2440
Frequency high to test	True | Freq [MHz] 2480
Switched Path	IUT - SignalingUnit - SpectrumAnalyzer
Devices in use	| SA: Rohde&Schwarz,FSV-40,1321.3008K40/101353,3.60

Test at TX 2480 MHz

READ SA SETTINGS:	
RefLevel [dBm] | RefLevelOffset [dB] | InpAtt [dB]	7.78 | 2.1 | 25
Start [MHz] | Stop [MHz]	2477.500 | 2482.500
RBW [MHz] | VBW [MHz]	0.050000 | 0.200000
Detector | TraceMode	POS | MAXH
Sweep: Time [ms] | Count | Points per Section | Type	50 | 200 | 10001 | SWE

RESULT					
Test Description	Lower Limit	Upper Limit	Measured	Unit	Verdict
Bandwidth 99%	---	---	2592	kHz	INFO
T1 99%	2400.000000	---	2478.7261	MHz	PASS
T2 99%	---	2483.500000	2481.3179	MHz	PASS

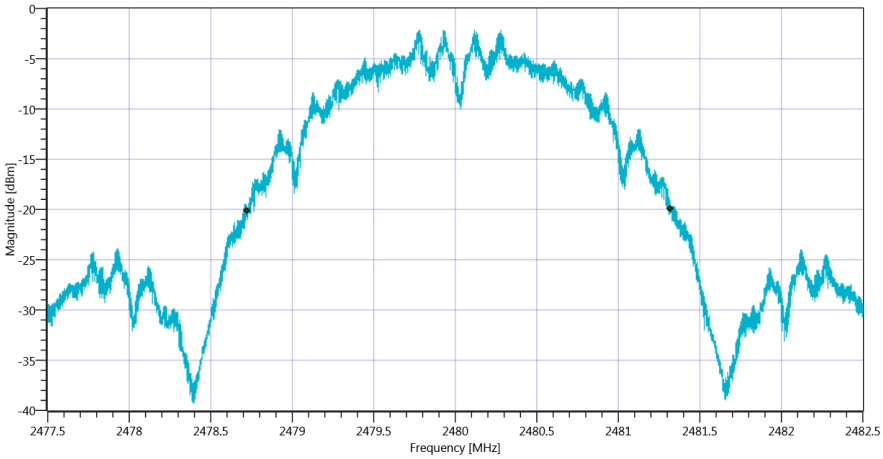

Plot_FCC Part 15.247 Bandwidth 99PCT-20dB ~ Generic 2G4 99PCT_13112020_124141.png

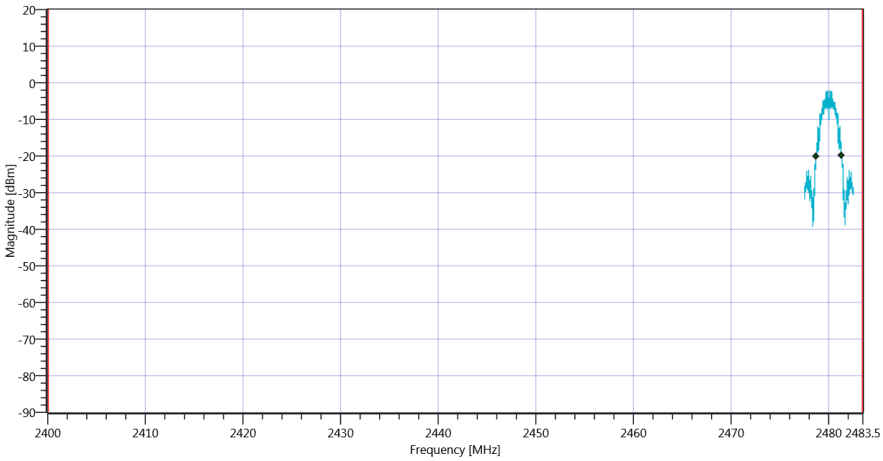

Plot_FCC Part 15.247 Bandwidth 99PCT-20dB ~ Generic 2G4_13112020_124145.png

RESULT					
Test Description	Lower Limit	Upper Limit	Measured	Unit	Verdict
Bandwidth 20dB	---	---	2784	kHz	INFO
T1 20DB	2400.000000	---	2478.6375	MHz	PASS
T2 20dB	---	2483.500000	2481.4210	MHz	PASS

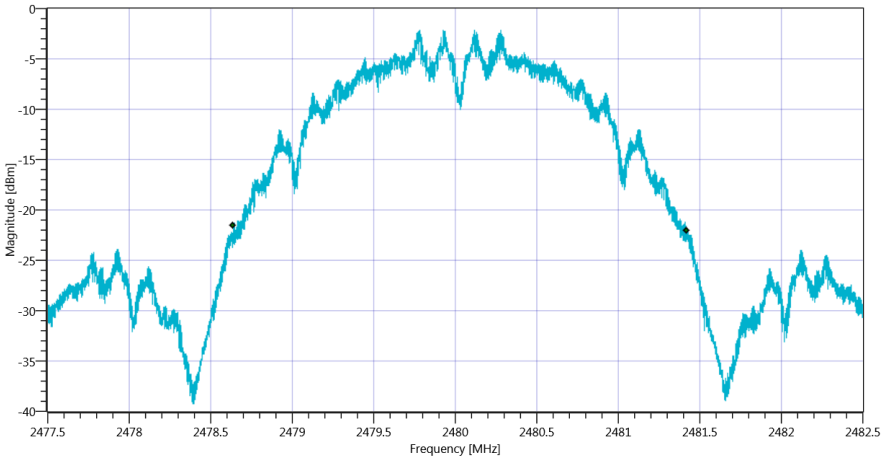

Plot_FCC Part 15.247 Bandwidth 99PCT-20dB ~ Generic 2G4 20dB_13112020_124150.png

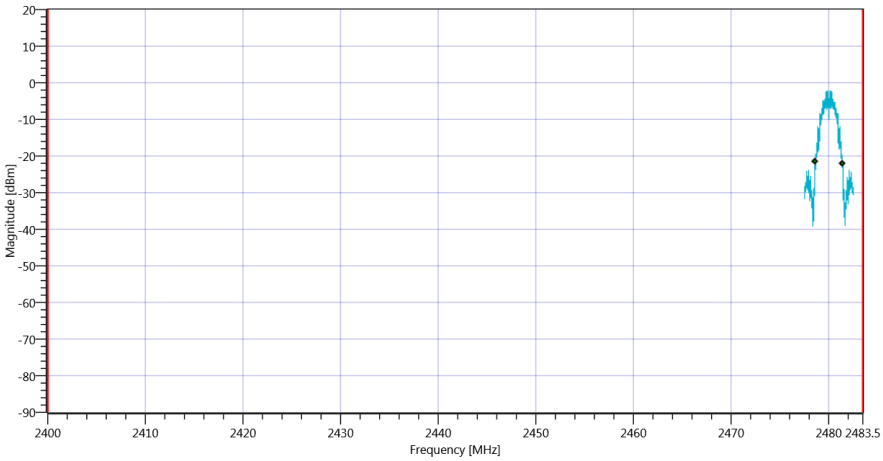

Plot_FCC Part 15.247 Bandwidth 99PCT-20dB ~ Generic 2G4_13112020_124153.png

TEST FINISHED		
General Verdict	13.11.2020 12:41:54 / RT: 39 s	PASS

16. FCC Part 15.247 Bandwidth 99PCT-20dB ~ Generic 2G4

Test References	
TC Start	13.11.2020 12:55:00
Ambit Temp [°C] | Humidity [rel%]	24.7 | 38
System Version	1.0.1.1
Test Specification	FCC Part 15.247
Test Method	
Class / TC Version	TC_VM_FCC15247_Bandwidth_99PCT_20dB_DTS_FHSS_V01 Version: 0.0.2
My Description	FCC 15.247 Bandwidth 99PCT-20DB DTS - Generic 2G4
Add. Information	

Test Parameter	
Technology to test	Generic 2G4
Antenna Port used	2
Temperature	mid
Voltage	mid
Frequency low to test	True | Freq [MHz] 2405
Frequency mid to test	False | Freq [MHz] 2440
Frequency high to test	False | Freq [MHz] 2480
Switched Path	IUT - SignalingUnit - SpectrumAnalyzer
Devices in use	| SA: Rohde&Schwarz,FSV-40,1321.3008K40/101353,3.60

Test at TX 2405 MHz

READ SA SETTINGS:	
RefLevel [dBm] | RefLevelOffset [dB] | InpAtt [dB]	7.97 | 2.09 | 25
Start [MHz] | Stop [MHz]	2402.500 | 2407.500
RBW [MHz] | VBW [MHz]	0.050000 | 0.200000
Detector | TraceMode	POS | MAXH
Sweep: Time [ms] | Count | Points per Section | Type	50 | 200 | 10001 | SWE

RESULT					
Test Description	Lower Limit	Upper Limit	Measured	Unit	Verdict
Bandwidth 99%	---	---	2604	kHz	INFO
T1 99%	2400.000000	---	2403.7021	MHz	PASS
T2 99%	---	2483.500000	2406.3064	MHz	PASS

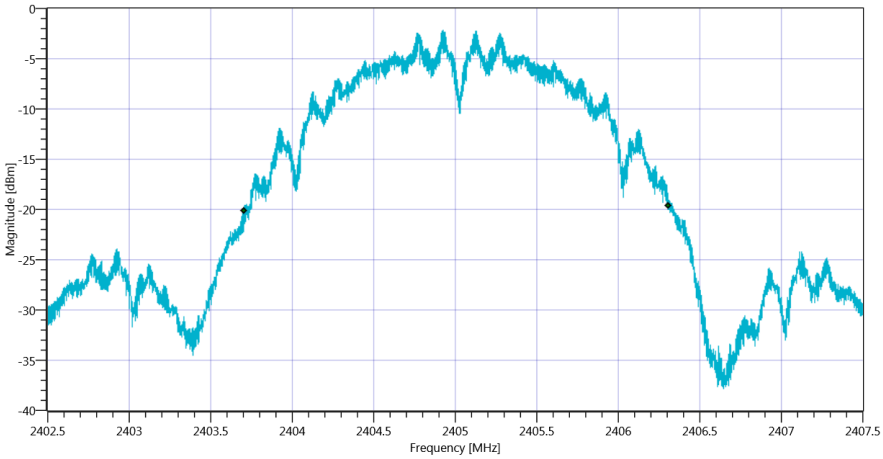

Plot_FCC Part 15.247 Bandwidth 99PCT-20dB ~ Generic 2G4 99PCT_13112020_125528.png

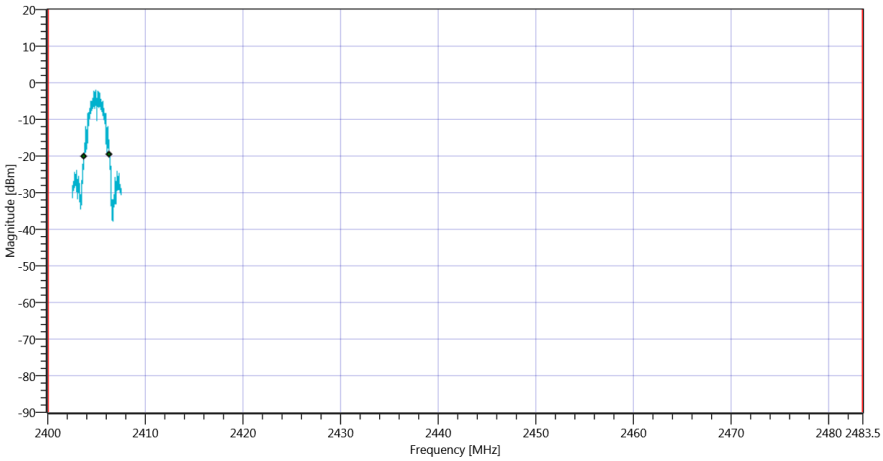

Plot_FCC Part 15.247 Bandwidth 99PCT-20dB ~ Generic 2G4_13112020_125531.png

RESULT					
Test Description	Lower Limit	Upper Limit	Measured	Unit	Verdict
Bandwidth 20dB	---	---	2771	kHz	INFO
T1 20DB	2400.000000	---	2403.6435	MHz	PASS
T2 20dB	---	2483.500000	2406.4150	MHz	PASS

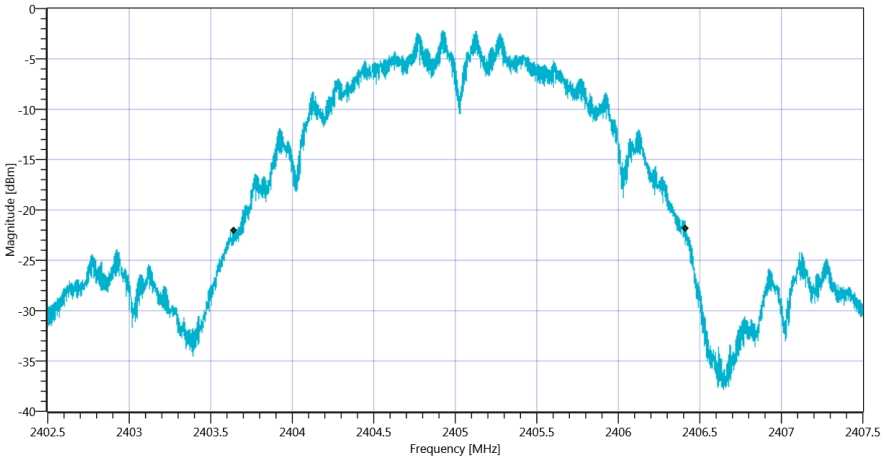

Plot_FCC Part 15.247 Bandwidth 99PCT-20dB ~ Generic 2G4 20dB_13112020_125536.png

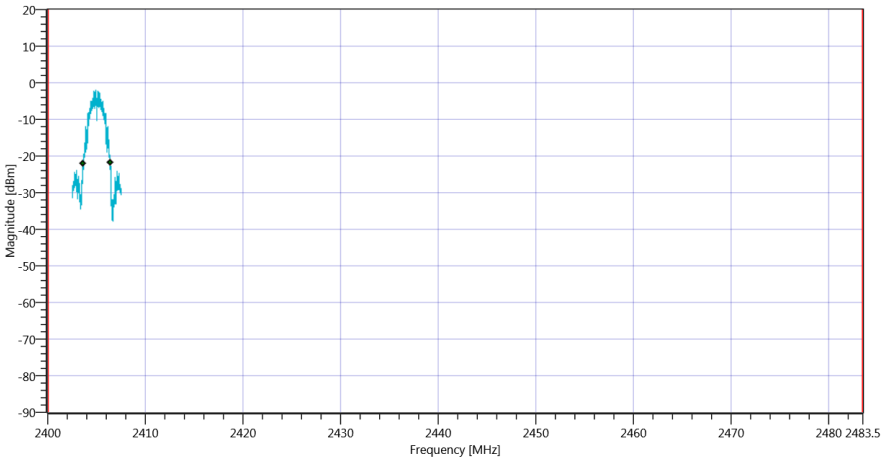

Plot_FCC Part 15.247 Bandwidth 99PCT-20dB ~ Generic 2G4_13112020_125539.png

TEST FINISHED		
General Verdict	13.11.2020 12:55:40 / RT: 39 s	PASS

17. FCC Part 15.247 Bandwidth 99PCT-20dB ~ Generic 2G4

Test References	
TC Start	13.11.2020 13:06:51
Ambit Temp [°C] | Humidity [rel%]	24.7 | 38
System Version	1.0.1.1
Test Specification	FCC Part 15.247
Test Method	
Class / TC Version	TC_VM_FCC15247_Bandwidth_99PCT_20dB_DTS_FHSS_V01 Version: 0.0.2
My Description	FCC 15.247 Bandwidth 99PCT-20DB DTS - Generic 2G4
Add. Information	

Test Parameter	
Technology to test	Generic 2G4
Antenna Port used	2
Temperature	mid
Voltage	mid
Frequency low to test	False | Freq [MHz] 2405
Frequency mid to test	True | Freq [MHz] 2440
Frequency high to test	False | Freq [MHz] 2480
Switched Path	IUT - SignalingUnit - SpectrumAnalyzer
Devices in use	| SA: Rohde&Schwarz,FSV-40,1321.3008K40/101353,3.60

Test at TX 2440 MHz

READ SA SETTINGS:	
RefLevel [dBm] | RefLevelOffset [dB] | InpAtt [dB]	8.20 | 2.1 | 25
Start [MHz] | Stop [MHz]	2437.500 | 2442.500
RBW [MHz] | VBW [MHz]	0.050000 | 0.200000
Detector | TraceMode	POS | MAXH
Sweep: Time [ms] | Count | Points per Section | Type	50 | 200 | 10001 | SWE

RESULT					
Test Description	Lower Limit	Upper Limit	Measured	Unit	Verdict
Bandwidth 99%	---	---	2595	kHz	INFO
T1 99%	2400.000000	---	2438.7231	MHz	PASS
T2 99%	---	2483.500000	2441.3179	MHz	PASS

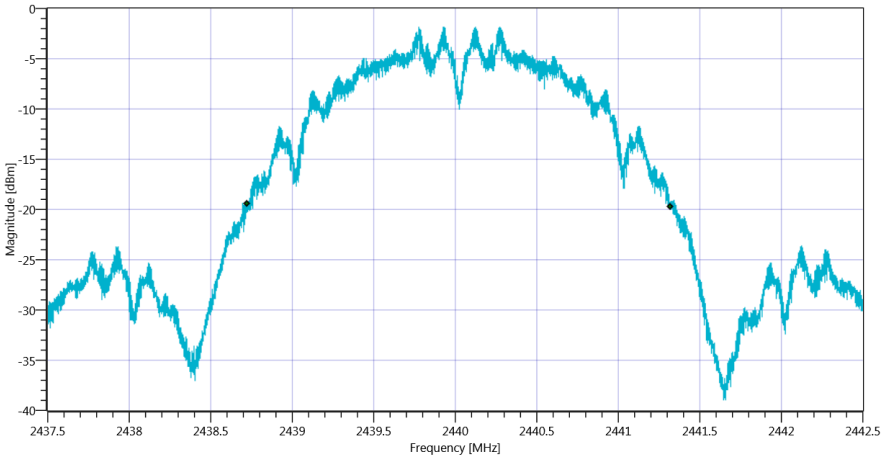

Plot_FCC Part 15.247 Bandwidth 99PCT-20dB ~ Generic 2G4 99PCT_13112020_130719.png

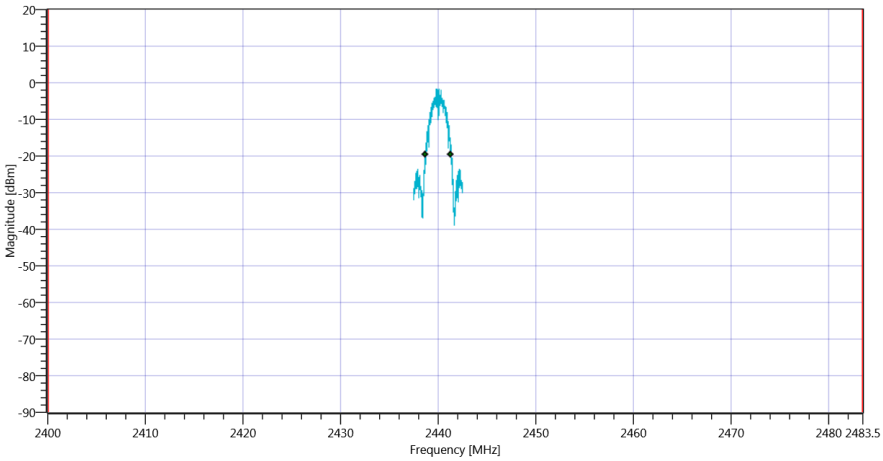

Plot_FCC Part 15.247 Bandwidth 99PCT-20dB ~ Generic 2G4_13112020_130723.png

RESULT					
Test Description	Lower Limit	Upper Limit	Measured	Unit	Verdict
Bandwidth 20dB	---	---	2789	kHz	INFO
T1 20DB	2400.000000	---	2438.6360	MHz	PASS
T2 20dB	---	2483.500000	2441.4250	MHz	PASS

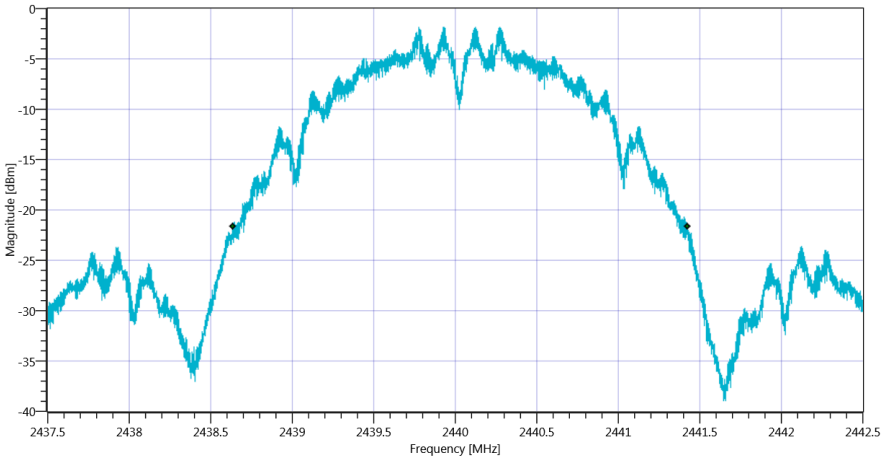

Plot_FCC Part 15.247 Bandwidth 99PCT-20dB ~ Generic 2G4 20dB_13112020_130727.png

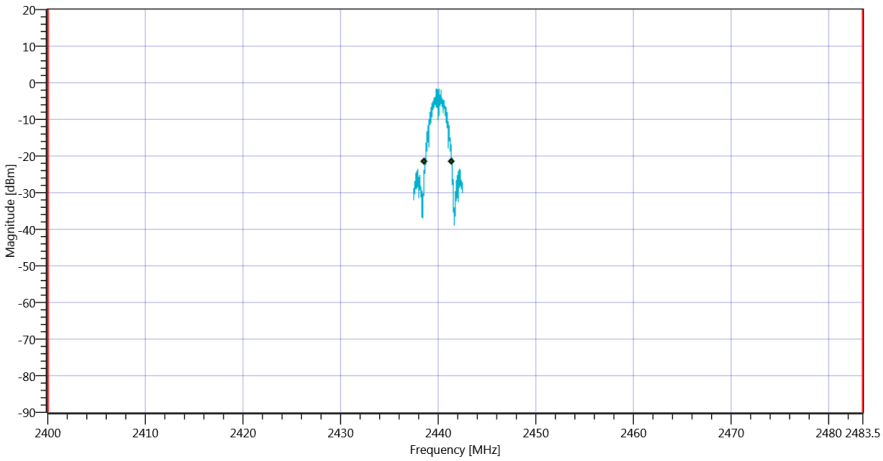

Plot_FCC Part 15.247 Bandwidth 99PCT-20dB ~ Generic 2G4_13112020_130731.png

TEST FINISHED		
General Verdict	13.11.2020 13:07:31 / RT: 39 s	PASS

18. FCC Part 15.247 Bandwidth 99PCT-20dB ~ Generic 2G4

Test References	
TC Start	13.11.2020 13:16:41
Ambit Temp [°C] | Humidity [rel%]	24.7 | 38
System Version	1.0.1.1
Test Specification	FCC Part 15.247
Test Method	
Class / TC Version	TC_VM_FCC15247_Bandwidth_99PCT_20dB_DTS_FHSS_V01 Version: 0.0.2
My Description	FCC 15.247 Bandwidth 99PCT-20DB DTS - Generic 2G4
Add. Information	

Test Parameter	
Technology to test	Generic 2G4
Antenna Port used	2
Temperature	mid
Voltage	mid
Frequency low to test	False | Freq [MHz] 2405
Frequency mid to test	False | Freq [MHz] 2440
Frequency high to test	True | Freq [MHz] 2480
Switched Path	IUT - SignalingUnit - SpectrumAnalyzer
Devices in use	| SA: Rohde&Schwarz,FSV-40,1321.3008K40/101353,3.60

Test at TX 2480 MHz

READ SA SETTINGS:	
RefLevel [dBm] | RefLevelOffset [dB] | InpAtt [dB]	7.71 | 2.1 | 25
Start [MHz] | Stop [MHz]	2477.500 | 2482.500
RBW [MHz] | VBW [MHz]	0.050000 | 0.200000
Detector | TraceMode	POS | MAXH
Sweep: Time [ms] | Count | Points per Section | Type	50 | 200 | 10001 | SWE

RESULT					
Test Description	Lower Limit	Upper Limit	Measured	Unit	Verdict
Bandwidth 99%	---	---	2590	kHz	INFO
T1 99%	2400.000000	---	2478.7281	MHz	PASS
T2 99%	---	2483.500000	2481.3179	MHz	PASS

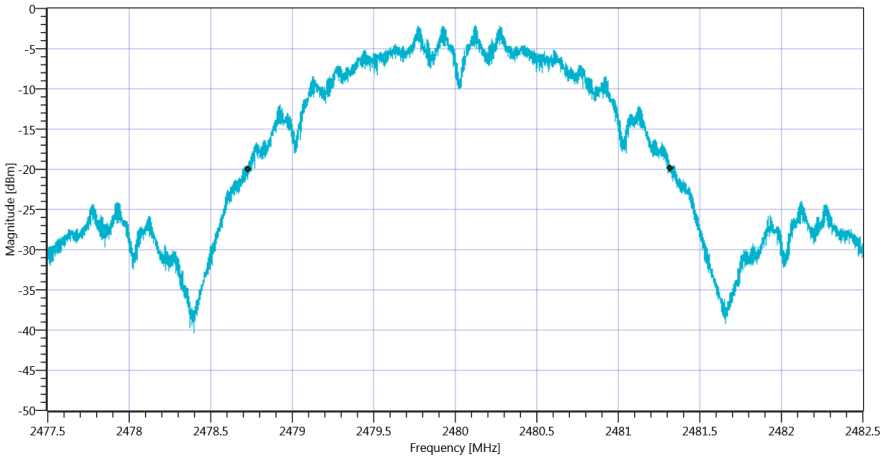

Plot_FCC Part 15.247 Bandwidth 99PCT-20dB ~ Generic 2G4 99PCT_13112020_131708.png

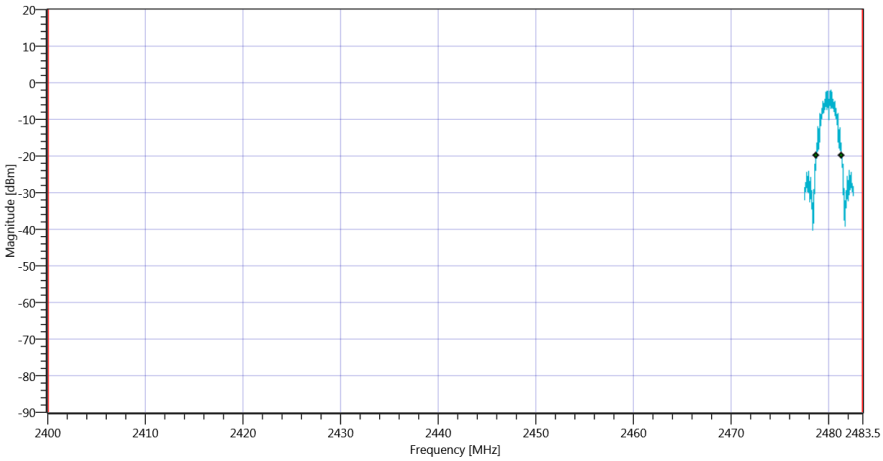

Plot_FCC Part 15.247 Bandwidth 99PCT-20dB ~ Generic 2G4_13112020_131712.png

RESULT					
Test Description	Lower Limit	Upper Limit	Measured	Unit	Verdict
Bandwidth 20dB	---	---	2787	kHz	INFO
T1 20DB	2400.000000	---	2478.6305	MHz	PASS
T2 20dB	---	2483.500000	2481.4175	MHz	PASS

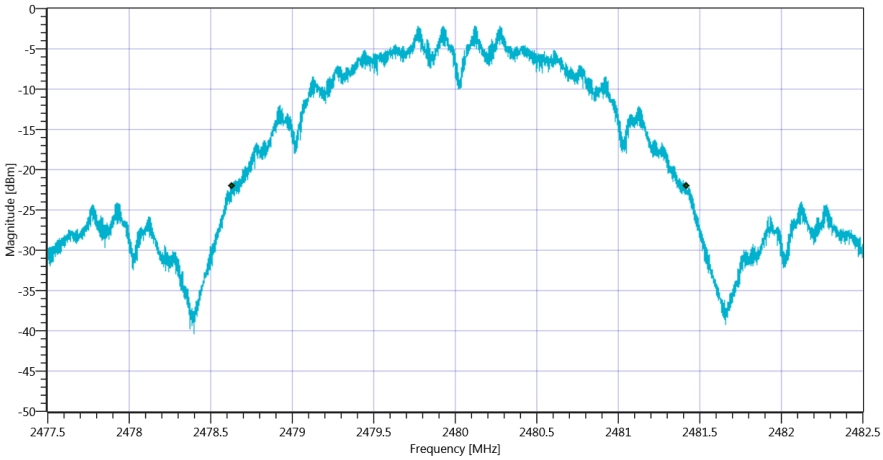

Plot_FCC Part 15.247 Bandwidth 99PCT-20dB ~ Generic 2G4 20dB_13112020_131717.png

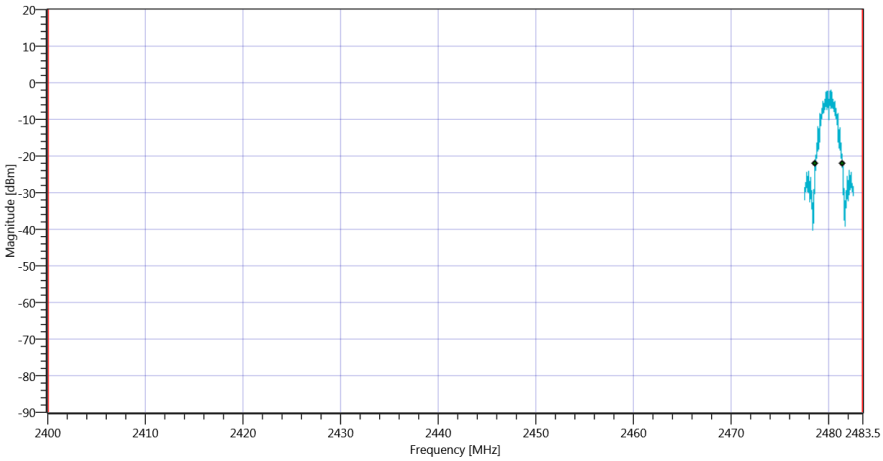

Plot_FCC Part 15.247 Bandwidth 99PCT-20dB ~ Generic 2G4_13112020_131720.png

TEST FINISHED		
General Verdict	13.11.2020 13:17:21 / RT: 39 s	PASS

19. FCC Part 15.247 TX Spurious Conduced ~ Generic 2G4

Test References	
TC Start	13.11.2020 11:25:27
Ambit Temp [°C] | Humidity [rel%]	24.0 | 38
System Version	1.0.1.1
Test Specification	FCC Part 15.247
Test Method	IF DTS then 8.5 DTS emissions in non-restricted frequency bands: Subclause 11.11 of ANSI C63.10 is applicable.
Class / TC Version	TC_VM_FCC15247_TX_Emissions_Conducted_V01 Version: 0.0.1
My Description	FCC 15.247 TX Emissions Conducted DTS - Generic 2G4
Add. Information	

Test Parameter	
Technology to test	Generic 2G4
Antenna Port used	1
Temperature	mid
Voltage	mid
Frequency low to test	True | Freq [MHz] 2405
Frequency mid to test	False | Freq [MHz] 2440
Frequency high to test	False | Freq [MHz] 2480
Switched Path	IUT - SignalingUnit - SpectrumAnalyzer
Devices in use	| SA: Rohde&Schwarz,FSV-40,1321.3008K40/101353,3.60

Test at TX 2405 MHz

READ SA SETTINGS:	
RefLevel [dBm] | RefLevelOffset [dB] | InpAtt [dB]	2.97 | 0 | 20
Start [MHz] | Stop [MHz]	24530.000 | 25030.000
RBW [MHz] | VBW [MHz]	0.100000 | 0.300000
Detector | TraceMode	POS | MAXH
Sweep: Time [ms] | Count | Points per Section | Type	500 | 8 | 3001 | SWE

RESULT

Test Description	Lower Limit	Upper Limit	Measured	Unit	Verdict
Reference @ 2404.83 MHz	---	---	-0.98	dBm	INFO
No peaks detected	---	---			PASS
Lowest margin to limit 30 MHz	0	---	-128.87	dB	INFO

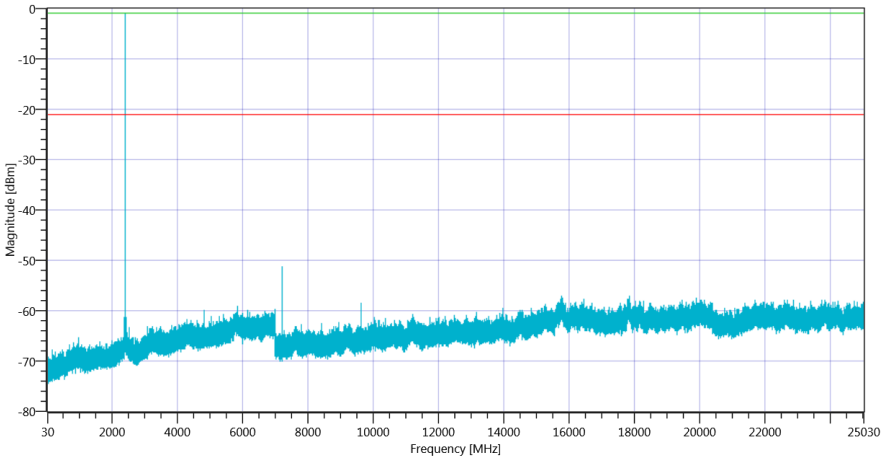

Plot_FCC Part 15.247 TX Spurious Conduced ~ Generic 2G4 2405_13112020_113011.png

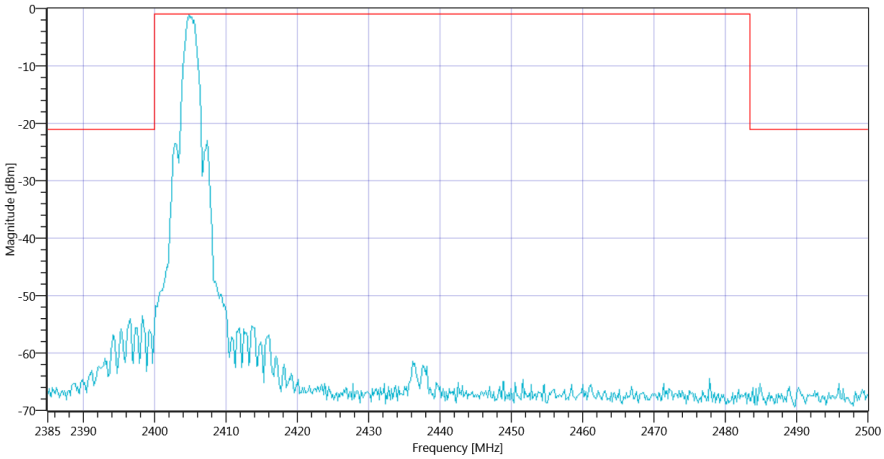

Plot_FCC Part 15.247 TX Spurious Conduced ~ Generic 2G4 2405_13112020_113014.png

TEST FINISHED		
General Verdict	13.11.2020 11:30:15 / RT: 288 s	PASS

20. FCC Part 15.247 TX Spurious Conduced ~ Generic 2G4

Test References	
TC Start	13.11.2020 12:30:06
Ambit Temp [°C] | Humidity [rel%]	24.5 | 38
System Version	1.0.1.1
Test Specification	FCC Part 15.247
Test Method	IF DTS then 8.5 DTS emissions in non-restricted frequency bands: Subclause 11.11 of ANSI C63.10 is applicable.
Class / TC Version	TC_VM_FCC15247_TX_Emissions_Conducted_V01 Version: 0.0.1
My Description	FCC 15.247 TX Emissions Conducted DTS - Generic 2G4
Add. Information	

Test Parameter	
Technology to test	Generic 2G4
Antenna Port used	1
Temperature	mid
Voltage	mid
Frequency low to test	False | Freq [MHz] 2405
Frequency mid to test	True | Freq [MHz] 2440
Frequency high to test	False | Freq [MHz] 2480
Switched Path	IUT - SignalingUnit - SpectrumAnalyzer
Devices in use	| SA: Rohde&Schwarz,FSV-40,1321.3008K40/101353,3.60

Test at TX 2440 MHz

READ SA SETTINGS:	
RefLevel [dBm] | RefLevelOffset [dB] | InpAtt [dB]	3.31 | 0 | 20
Start [MHz] | Stop [MHz]	24530.000 | 25030.000
RBW [MHz] | VBW [MHz]	0.100000 | 0.300000
Detector | TraceMode	POS | MAXH
Sweep: Time [ms] | Count | Points per Section | Type	500 | 8 | 3001 | SWE

RESULT

Test Description	Lower Limit	Upper Limit	Measured	Unit	Verdict
Reference @ 2439.67 MHz	---	---	-1.28	dBm	INFO
No peaks detected	---	---			PASS
Lowest margin to limit 7321.5 MHz	0	---	34.05	dB	INFO

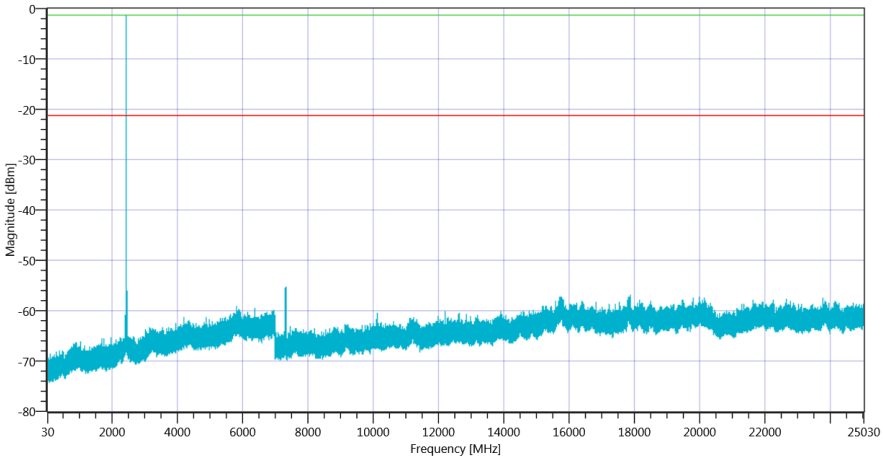

Plot_FCC Part 15.247 TX Spurious Conduced ~ Generic 2G4 2440_13112020_123450.png

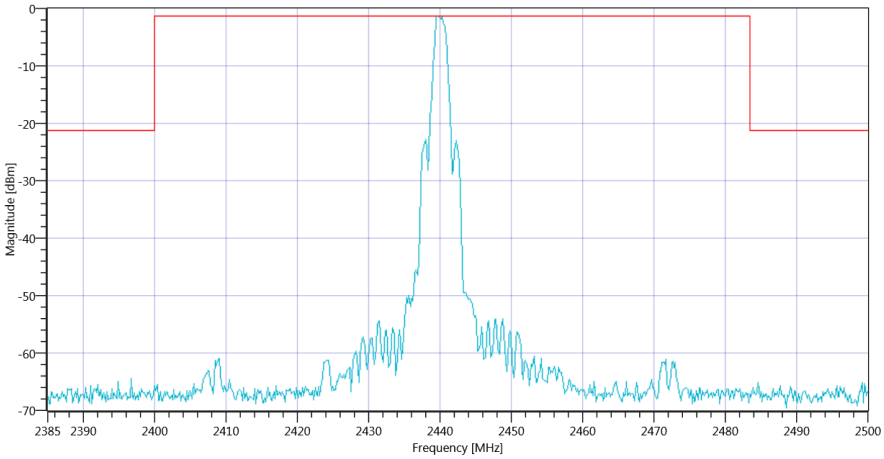

Plot_FCC Part 15.247 TX Spurious Conduced ~ Generic 2G4 2440_13112020_123453.png

TEST FINISHED		
General Verdict	13.11.2020 12:34:54 / RT: 288 s	PASS

21. FCC Part 15.247 TX Spurious Conduced ~ Generic 2G4

Test References	
TC Start	13.11.2020 12:41:58
Ambit Temp [°C] | Humidity [rel%]	24.6 | 38
System Version	1.0.1.1
Test Specification	FCC Part 15.247
Test Method	IF DTS then 8.5 DTS emissions in non-restricted frequency bands: Subclause 11.11 of ANSI C63.10 is applicable.
Class / TC Version	TC_VM_FCC15247_TX_Emissions_Conducted_V01 Version: 0.0.1
My Description	FCC 15.247 TX Emissions Conducted DTS - Generic 2G4
Add. Information	

Test Parameter	
Technology to test	Generic 2G4
Antenna Port used	1
Temperature	mid
Voltage	mid
Frequency low to test	False | Freq [MHz] 2405
Frequency mid to test	False | Freq [MHz] 2440
Frequency high to test	True | Freq [MHz] 2480
Switched Path	IUT - SignalingUnit - SpectrumAnalyzer
Devices in use	| SA: Rohde&Schwarz,FSV-40,1321.3008K40/101353,3.60

Test at TX 2480 MHz

READ SA SETTINGS:	
RefLevel [dBm] | RefLevelOffset [dB] | InpAtt [dB]	2.74 | 0 | 20
Start [MHz] | Stop [MHz]	24530.000 | 25030.000
RBW [MHz] | VBW [MHz]	0.100000 | 0.300000
Detector | TraceMode	POS | MAXH
Sweep: Time [ms] | Count | Points per Section | Type	500 | 8 | 3001 | SWE

RESULT

Test Description	Lower Limit	Upper Limit	Measured	Unit	Verdict
Reference @ 2480.00 MHz	---	---	-1.74	dBm	INFO
No peaks detected	---	---			PASS
Lowest margin to limit 2483.667 MHz	0	---	26.41	dB	INFO

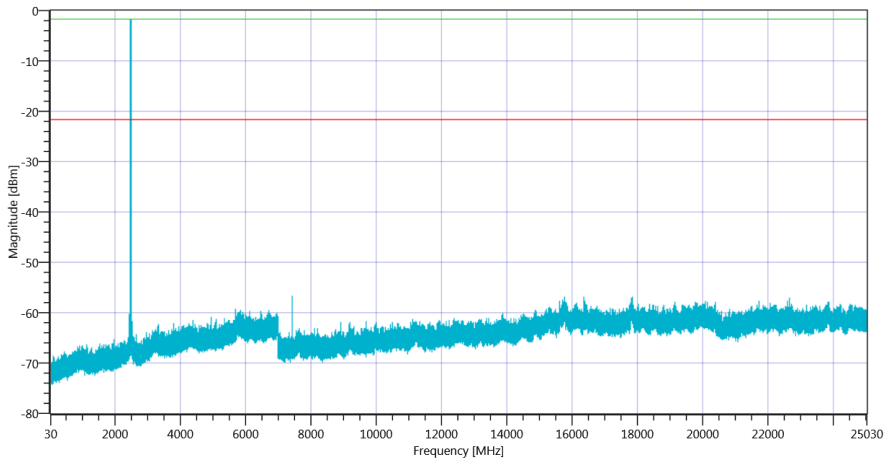

Plot_FCC Part 15.247 TX Spurious Conduced ~ Generic 2G4 2480_13112020_124642.png

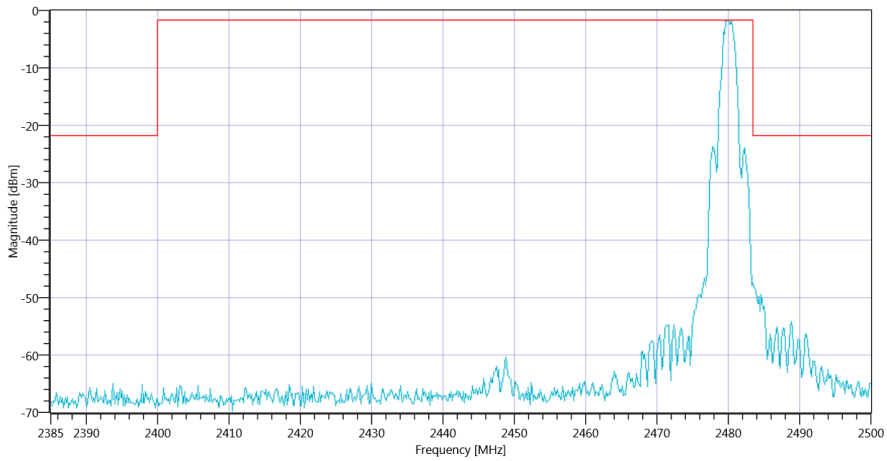

Plot_FCC Part 15.247 TX Spurious Conduced ~ Generic 2G4 2480_13112020_124645.png

TEST FINISHED		
General Verdict	13.11.2020 12:46:47 / RT: 288 s	PASS

22. FCC Part 15.247 TX Spurious Conduced ~ Generic 2G4

Test References	
TC Start	13.11.2020 12:55:44
Ambit Temp [°C] | Humidity [rel%]	24.7 | 38
System Version	1.0.1.1
Test Specification	FCC Part 15.247
Test Method	IF DTS then 8.5 DTS emissions in non-restricted frequency bands: Subclause 11.11 of ANSI C63.10 is applicable.
Class / TC Version	TC_VM_FCC15247_TX_Emissions_Conducted_V01 Version: 0.0.1
My Description	FCC 15.247 TX Emissions Conducted DTS - Generic 2G4
Add. Information	

Test Parameter	
Technology to test	Generic 2G4
Antenna Port used	2
Temperature	mid
Voltage	mid
Frequency low to test	True | Freq [MHz] 2405
Frequency mid to test	False | Freq [MHz] 2440
Frequency high to test	False | Freq [MHz] 2480
Switched Path	IUT - SignalingUnit - SpectrumAnalyzer
Devices in use	| SA: Rohde&Schwarz,FSV-40,1321.3008K40/101353,3.60

Test at TX 2405 MHz

READ SA SETTINGS:	
RefLevel [dBm] | RefLevelOffset [dB] | InpAtt [dB]	2.97 | 0 | 20
Start [MHz] | Stop [MHz]	24530.000 | 25030.000
RBW [MHz] | VBW [MHz]	0.100000 | 0.300000
Detector | TraceMode	POS | MAXH
Sweep: Time [ms] | Count | Points per Section | Type	500 | 8 | 3001 | SWE

RESULT

Test Description	Lower Limit	Upper Limit	Measured	Unit	Verdict
Reference @ 2405.50 MHz	---	---	-1.48	dBm	INFO
No peaks detected	---	---			PASS
Lowest margin to limit 30 MHz	0	---	-129.86	dB	INFO

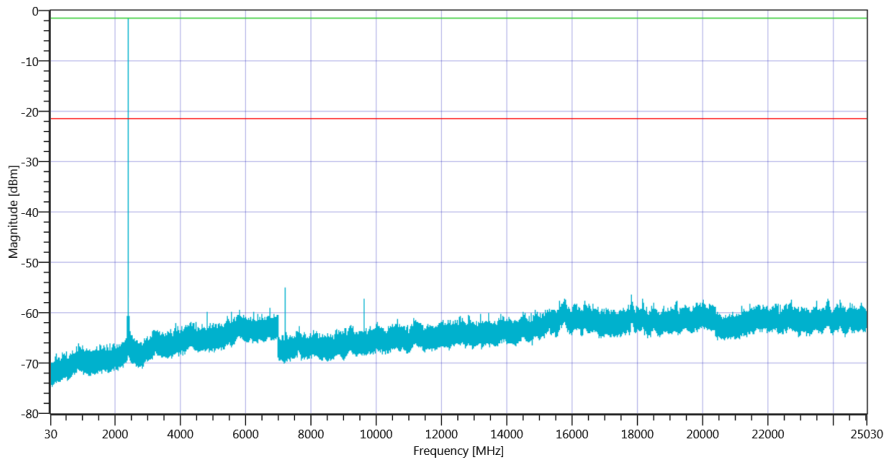

Plot_FCC Part 15.247 TX Spurious Conduced ~ Generic 2G4 2405_13112020_130028.png

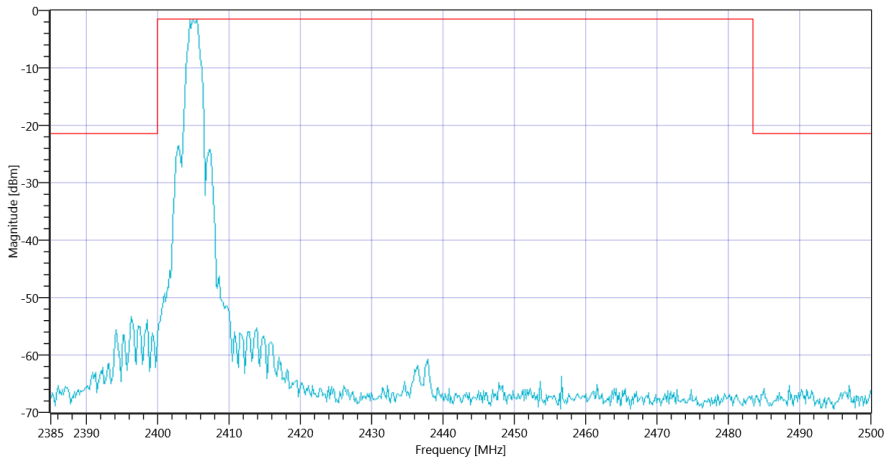

Plot_FCC Part 15.247 TX Spurious Conduced ~ Generic 2G4 2405_13112020_130031.png

TEST FINISHED		
General Verdict	13.11.2020 13:00:32 / RT: 288 s	PASS

23. FCC Part 15.247 TX Spurious Conduced ~ Generic 2G4

Test References	
TC Start	13.11.2020 13:07:35
Ambit Temp [°C] | Humidity [rel%]	24.7 | 38
System Version	1.0.1.1
Test Specification	FCC Part 15.247
Test Method	IF DTS then 8.5 DTS emissions in non-restricted frequency bands: Subclause 11.11 of ANSI C63.10 is applicable.
Class / TC Version	TC_VM_FCC15247_TX_Emissions_Conducted_V01 Version: 0.0.1
My Description	FCC 15.247 TX Emissions Conducted DTS - Generic 2G4
Add. Information	

Test Parameter	
Technology to test	Generic 2G4
Antenna Port used	2
Temperature	mid
Voltage	mid
Frequency low to test	False | Freq [MHz] 2405
Frequency mid to test	True | Freq [MHz] 2440
Frequency high to test	False | Freq [MHz] 2480
Switched Path	IUT - SignalingUnit - SpectrumAnalyzer
Devices in use	| SA: Rohde&Schwarz,FSV-40,1321.3008K40/101353,3.60

Test at TX 2440 MHz

READ SA SETTINGS:	
RefLevel [dBm] | RefLevelOffset [dB] | InpAtt [dB]	3.19 | 0 | 20
Start [MHz] | Stop [MHz]	24530.000 | 25030.000
RBW [MHz] | VBW [MHz]	0.100000 | 0.300000
Detector | TraceMode	POS | MAXH
Sweep: Time [ms] | Count | Points per Section | Type	500 | 8 | 3001 | SWE

RESULT

Test Description	Lower Limit	Upper Limit	Measured	Unit	Verdict
Reference @ 2440.33 MHz	---	---	-0.20	dBm	INFO
No peaks detected	---	---			PASS
Lowest margin to limit 30 MHz	0	---	-128.54	dB	INFO

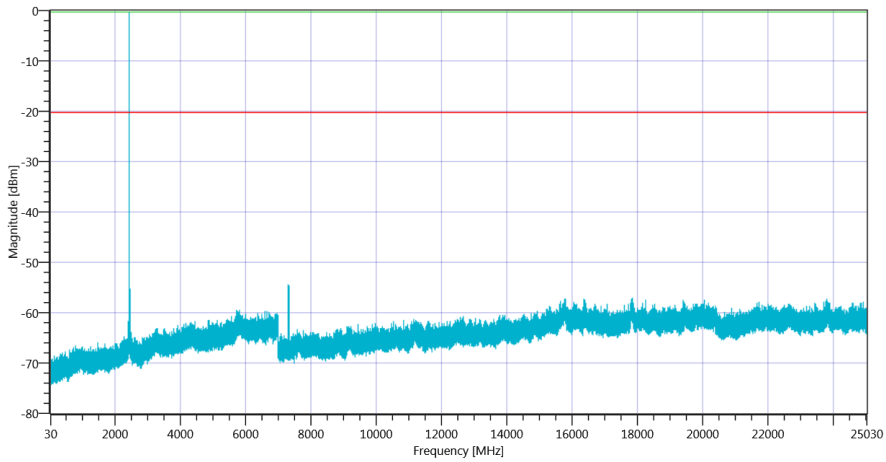

Plot_FCC Part 15.247 TX Spurious Conduced ~ Generic 2G4 2440_13112020_131219.png

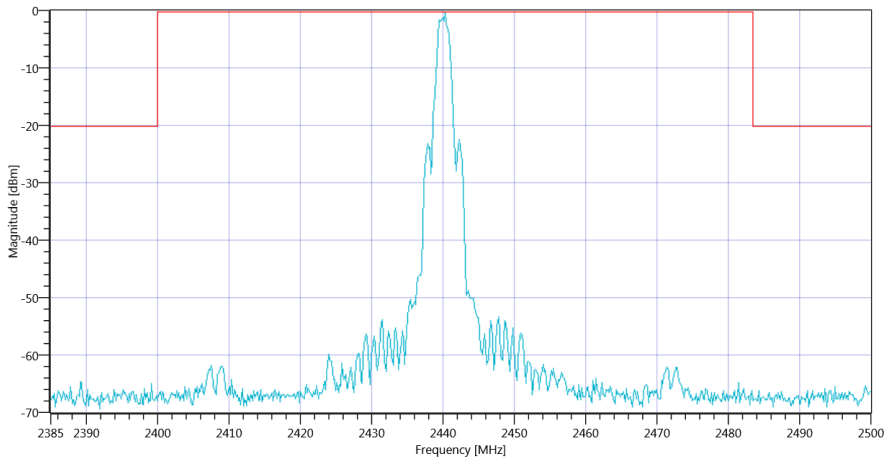

Plot_FCC Part 15.247 TX Spurious Conduced ~ Generic 2G4 2440_13112020_131222.png

TEST FINISHED		
General Verdict	13.11.2020 13:12:24 / RT: 288 s	PASS

24. FCC Part 15.247 TX Spurious Conduced ~ Generic 2G4

Test References	
TC Start	13.11.2020 13:17:25
Ambit Temp [°C] | Humidity [rel%]	24.7 | 38
System Version	1.0.1.1
Test Specification	FCC Part 15.247
Test Method	IF DTS then 8.5 DTS emissions in non-restricted frequency bands: Subclause 11.11 of ANSI C63.10 is applicable.
Class / TC Version	TC_VM_FCC15247_TX_Emissions_Conducted_V01 Version: 0.0.1
My Description	FCC 15.247 TX Emissions Conducted DTS - Generic 2G4
Add. Information	

Test Parameter	
Technology to test	Generic 2G4
Antenna Port used	2
Temperature	mid
Voltage	mid
Frequency low to test	False | Freq [MHz] 2405
Frequency mid to test	False | Freq [MHz] 2440
Frequency high to test	True | Freq [MHz] 2480
Switched Path	IUT - SignalingUnit - SpectrumAnalyzer
Devices in use	| SA: Rohde&Schwarz,FSV-40,1321.3008K40/101353,3.60

Test at TX 2480 MHz

READ SA SETTINGS:	
RefLevel [dBm] | RefLevelOffset [dB] | InpAtt [dB]	2.73 | 0 | 20
Start [MHz] | Stop [MHz]	24530.000 | 25030.000
RBW [MHz] | VBW [MHz]	0.100000 | 0.300000
Detector | TraceMode	POS | MAXH
Sweep: Time [ms] | Count | Points per Section | Type	500 | 8 | 3001 | SWE

RESULT

Test Description	Lower Limit	Upper Limit	Measured	Unit	Verdict
Reference @ 2480.33 MHz	---	---	-1.31	dBm	INFO
No peaks detected	---	---			PASS
Lowest margin to limit 2483.667 MHz	0	---	29.3	dB	INFO

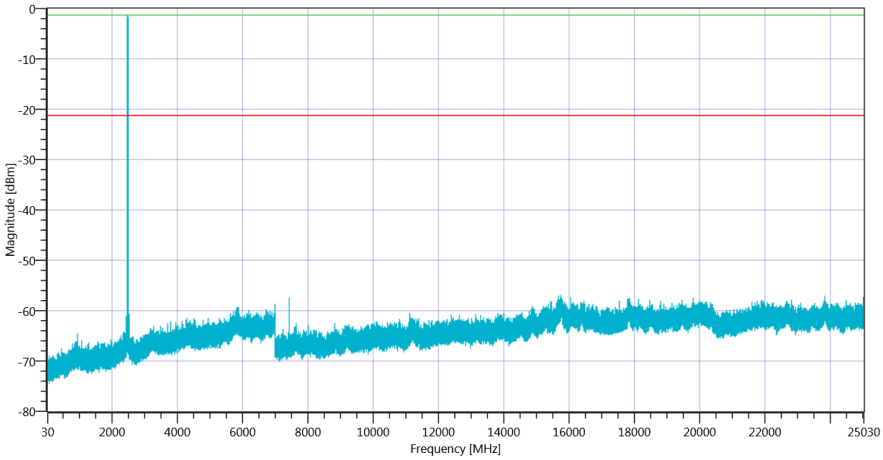

Plot_FCC Part 15.247 TX Spurious Conduced ~ Generic 2G4 2480_13112020_132209.png

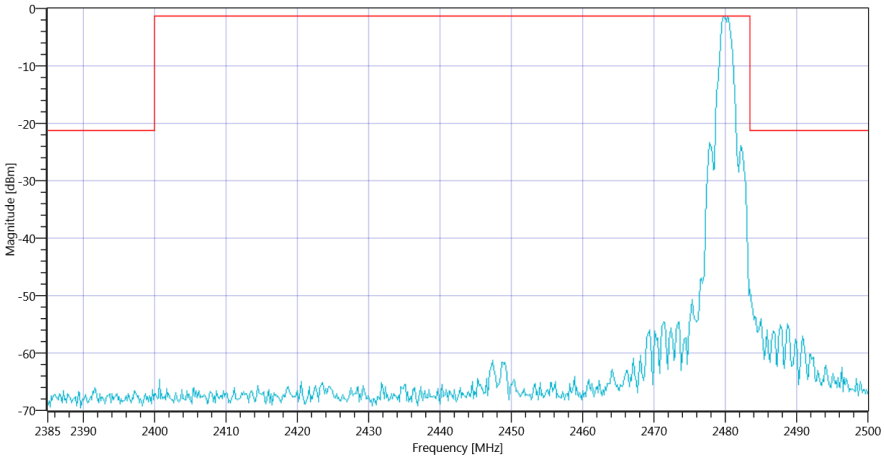

Plot_FCC Part 15.247 TX Spurious Conduced ~ Generic 2G4 2480_13112020_132212.png

TEST FINISHED		
General Verdict	13.11.2020 13:22:14 / RT: 288 s	PASS

25. Common2G4 Peak OP 3MHz/3MHz ~ Generic 2G4

Test References	
TC Start	18.11.2020 08:24:33
Ambit Temp [°C] | Humidity [rel%]	23.7 | 35
System Version	1.0.1.2
Test Specification	None
Test Method	
Class / TC Version	TC_VM_Common2G4_Peak_Output_Power_Conducted_3MHz_3MHz_V01 Version: 0.0.1
My Description	Peak Output Power conducted 3MHz/3MHz - Generic 2G4
Add. Information	

Test Parameter	
Technology to test	Generic 2G4
Antenna Port used	1
Temperature	mid
Voltage	mid
Frequency low to test	True | Freq [MHz] 2405
Frequency mid to test	False | Freq [MHz] 2440
Frequency high to test	False | Freq [MHz] 2480
Switched Path	IUT - SignalingUnit - SpectrumAnalyzer
Devices in use	| SA: Rohde&Schwarz,FSV-40,1321.3008K40/101353,3.60

Test at TX 2405 MHz

READ SA SETTINGS:	
RefLevel [dBm] | RefLevelOffset [dB] | InpAtt [dB]	12.99 | 2.09 | 30
Start [MHz] | Stop [MHz]	2401.250 | 2408.750
RBW [MHz] | VBW [MHz]	3.000000 | 3.000000
Detector | TraceMode	POS | MAXH
Sweep: Time [ms] | Count | Points per Section | Type	1000 | 10 | 1001 | SWE

RESULT

Test Description	Lower Limit	Upper Limit	Measured	Unit	Verdict
Peak Power	---	---	3.12	dBm	Info
Peak Power	---	---	2.051162	mW	Info
Frequency at Peak	---	---	2404.416	MHz	Info

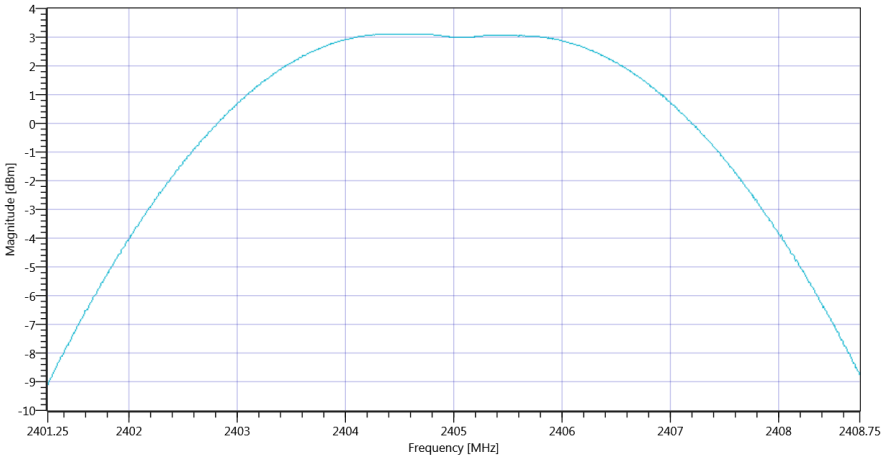

Plot_Common2G4 Peak OP 3MHz-3MHz ~ Generic 2G4_18112020_082501.png

TEST FINISHED		
General Verdict	18.11.2020 08:25:01 / RT: 28 s	PASS

26. Common2G4 Peak OP 3MHz/3MHz ~ Generic 2G4

Test References	
TC Start	18.11.2020 08:25:30
Ambit Temp [°C] | Humidity [rel%]	23.7 | 35
System Version	1.0.1.2
Test Specification	None
Test Method	
Class / TC Version	TC_VM_Common2G4_Peak_Output_Power_Conducted_3MHz_3MHz_V01 Version: 0.0.1
My Description	Peak Output Power conducted 3MHz/3MHz - Generic 2G4
Add. Information	

Test Parameter	
Technology to test	Generic 2G4
Antenna Port used	1
Temperature	mid
Voltage	mid
Frequency low to test	False | Freq [MHz] 2405
Frequency mid to test	True | Freq [MHz] 2440
Frequency high to test	False | Freq [MHz] 2480
Switched Path	IUT - SignalingUnit - SpectrumAnalyzer
Devices in use	| SA: Rohde&Schwarz,FSV-40,1321.3008K40/101353,3.60

Test at TX 2440 MHz

READ SA SETTINGS:	
RefLevel [dBm] | RefLevelOffset [dB] | InpAtt [dB]	13.40 | 2.1 | 30
Start [MHz] | Stop [MHz]	2436.250 | 2443.750
RBW [MHz] | VBW [MHz]	3.000000 | 3.000000
Detector | TraceMode	POS | MAXH
Sweep: Time [ms] | Count | Points per Section | Type	1000 | 10 | 1001 | SWE

RESULT

Test Description	Lower Limit	Upper Limit	Measured	Unit	Verdict
Peak Power	---	---	3.54	dBm	Info
Peak Power	---	---	2.259436	mW	Info
Frequency at Peak	---	---	2440.405	MHz	Info

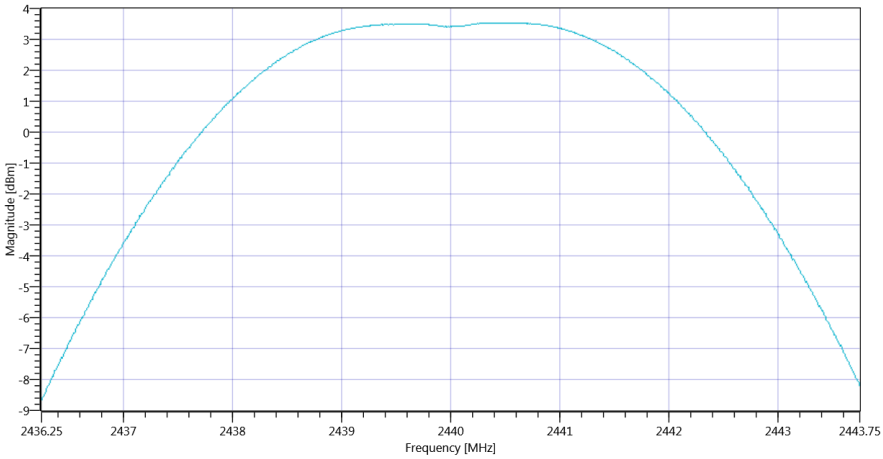

Plot_Common2G4 Peak OP 3MHz-3MHz ~ Generic 2G4_18112020_082559.png

TEST FINISHED		
General Verdict	18.11.2020 08:25:59 / RT: 28 s	PASS

27. Common2G4 Peak OP 3MHz/3MHz ~ Generic 2G4

Test References	
TC Start	18.11.2020 08:26:30
Ambit Temp [°C] | Humidity [rel%]	23.7 | 35
System Version	1.0.1.2
Test Specification	None
Test Method	
Class / TC Version	TC_VM_Common2G4_Peak_Output_Power_Conducted_3MHz_3MHz_V01 Version: 0.0.1
My Description	Peak Output Power conducted 3MHz/3MHz - Generic 2G4
Add. Information	

Test Parameter	
Technology to test	Generic 2G4
Antenna Port used	1
Temperature	mid
Voltage	mid
Frequency low to test	False | Freq [MHz] 2405
Frequency mid to test	False | Freq [MHz] 2440
Frequency high to test	True | Freq [MHz] 2480
Switched Path	IUT - SignalingUnit - SpectrumAnalyzer
Devices in use	| SA: Rohde&Schwarz,FSV-40,1321.3008K40/101353,3.60

Test at TX 2480 MHz

READ SA SETTINGS:	
RefLevel [dBm] | RefLevelOffset [dB] | InpAtt [dB]	12.88 | 2.1 | 30
Start [MHz] | Stop [MHz]	2476.250 | 2483.750
RBW [MHz] | VBW [MHz]	3.000000 | 3.000000
Detector | TraceMode	POS | MAXH
Sweep: Time [ms] | Count | Points per Section | Type	1000 | 10 | 1001 | SWE

RESULT

Test Description	Lower Limit	Upper Limit	Measured	Unit	Verdict
Peak Power	---	---	3.08	dBm	Info
Peak Power	---	---	2.032357	mW	Info
Frequency at Peak	---	---	2480.367	MHz	Info

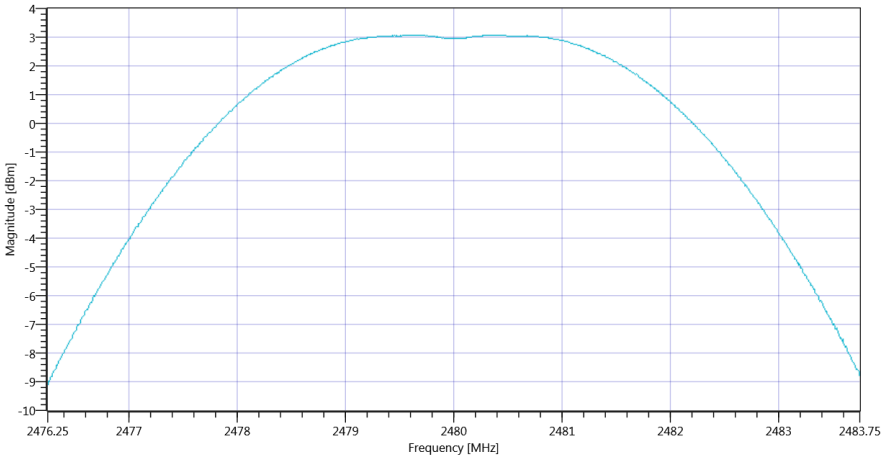

Plot_Common2G4 Peak OP 3MHz-3MHz ~ Generic 2G4_18112020_082657.png

TEST FINISHED		
General Verdict	18.11.2020 08:26:57 / RT: 27 s	PASS

28. Common2G4 Peak OP 3MHz/3MHz ~ Generic 2G4

Test References	
TC Start	18.11.2020 08:27:29
Ambit Temp [°C] | Humidity [rel%]	23.7 | 35
System Version	1.0.1.2
Test Specification	None
Test Method	
Class / TC Version	TC_VM_Common2G4_Peak_Output_Power_Conducted_3MHz_3MHz_V01 Version: 0.0.1
My Description	Peak Output Power conducted 3MHz/3MHz - Generic 2G4
Add. Information	

Test Parameter	
Technology to test	Generic 2G4
Antenna Port used	2
Temperature	mid
Voltage	mid
Frequency low to test	True | Freq [MHz] 2405
Frequency mid to test	False | Freq [MHz] 2440
Frequency high to test	False | Freq [MHz] 2480
Switched Path	IUT - SignalingUnit - SpectrumAnalyzer
Devices in use	| SA: Rohde&Schwarz,FSV-40,1321.3008K40/101353,3.60

Test at TX 2405 MHz

READ SA SETTINGS:	
RefLevel [dBm] | RefLevelOffset [dB] | InpAtt [dB]	13.07 | 2.09 | 30
Start [MHz] | Stop [MHz]	2401.250 | 2408.750
RBW [MHz] | VBW [MHz]	3.000000 | 3.000000
Detector | TraceMode	POS | MAXH
Sweep: Time [ms] | Count | Points per Section | Type	1000 | 10 | 1001 | SWE

RESULT

Test Description	Lower Limit	Upper Limit	Measured	Unit	Verdict
Peak Power	---	---	3.2	dBm	Info
Peak Power	---	---	2.089296	mW	Info
Frequency at Peak	---	---	2404.401	MHz	Info

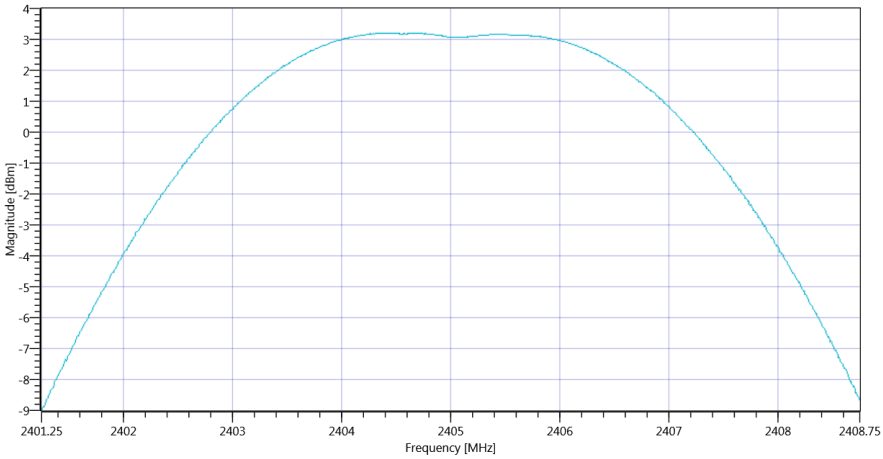

Plot_Common2G4 Peak OP 3MHz-3MHz ~ Generic 2G4_18112020_082832.png

TEST FINISHED		
General Verdict	18.11.2020 08:28:32 / RT: 62 s	PASS

29. Common2G4 Peak OP 3MHz/3MHz ~ Generic 2G4

Test References	
TC Start	18.11.2020 08:28:46
Ambit Temp [°C] | Humidity [rel%]	23.7 | 35
System Version	1.0.1.2
Test Specification	None
Test Method	
Class / TC Version	TC_VM_Common2G4_Peak_Output_Power_Conducted_3MHz_3MHz_V01 Version: 0.0.1
My Description	Peak Output Power conducted 3MHz/3MHz - Generic 2G4
Add. Information	

Test Parameter	
Technology to test	Generic 2G4
Antenna Port used	2
Temperature	mid
Voltage	mid
Frequency low to test	False | Freq [MHz] 2405
Frequency mid to test	True | Freq [MHz] 2440
Frequency high to test	False | Freq [MHz] 2480
Switched Path	IUT - SignalingUnit - SpectrumAnalyzer
Devices in use	| SA: Rohde&Schwarz,FSV-40,1321.3008K40/101353,3.60

Test at TX 2440 MHz

READ SA SETTINGS:	
RefLevel [dBm] | RefLevelOffset [dB] | InpAtt [dB]	13.23 | 2.1 | 30
Start [MHz] | Stop [MHz]	2436.250 | 2443.750
RBW [MHz] | VBW [MHz]	3.000000 | 3.000000
Detector | TraceMode	POS | MAXH
Sweep: Time [ms] | Count | Points per Section | Type	1000 | 10 | 1001 | SWE

RESULT

Test Description	Lower Limit	Upper Limit	Measured	Unit	Verdict
Peak Power	---	---	3.39	dBm	Info
Peak Power	---	---	2.18273	mW	Info
Frequency at Peak	---	---	2440.39	MHz	Info

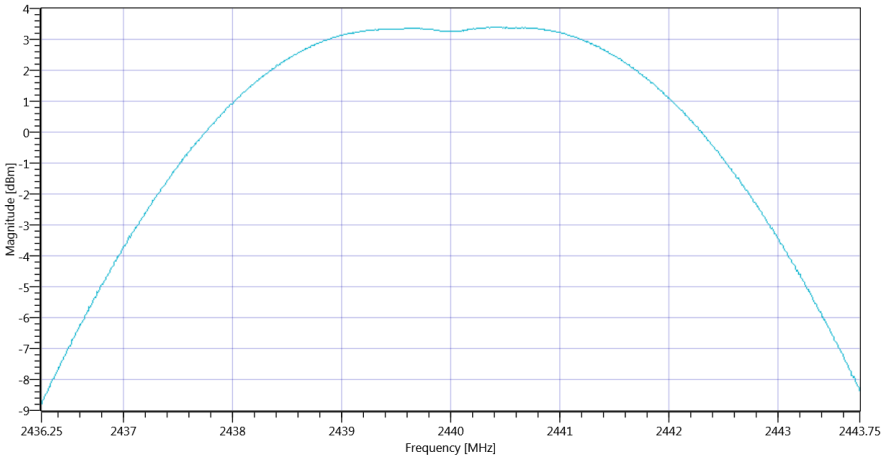

Plot_Common2G4 Peak OP 3MHz-3MHz ~ Generic 2G4_18112020_082927.png

TEST FINISHED		
General Verdict	18.11.2020 08:29:27 / RT: 41 s	PASS

30. Common2G4 Peak OP 3MHz/3MHz ~ Generic 2G4

Test References	
TC Start	18.11.2020 08:32:21
Ambit Temp [°C] | Humidity [rel%]	23.7 | 36
System Version	1.0.1.2
Test Specification	None
Test Method	
Class / TC Version	TC_VM_Common2G4_Peak_Output_Power_Conducted_3MHz_3MHz_V01 Version: 0.0.1
My Description	Peak Output Power conducted 3MHz/3MHz - Generic 2G4
Add. Information	

Test Parameter	
Technology to test	Generic 2G4
Antenna Port used	2
Temperature	mid
Voltage	mid
Frequency low to test	False | Freq [MHz] 2405
Frequency mid to test	False | Freq [MHz] 2440
Frequency high to test	True | Freq [MHz] 2480
Switched Path	IUT - SignalingUnit - SpectrumAnalyzer
Devices in use	| SA: Rohde&Schwarz,FSV-40,1321.3008K40/101353,3.60

Test at TX 2480 MHz

READ SA SETTINGS:	
RefLevel [dBm] | RefLevelOffset [dB] | InpAtt [dB]	12.80 | 2.1 | 30
Start [MHz] | Stop [MHz]	2476.250 | 2483.750
RBW [MHz] | VBW [MHz]	3.000000 | 3.000000
Detector | TraceMode	POS | MAXH
Sweep: Time [ms] | Count | Points per Section | Type	1000 | 10 | 1001 | SWE

RESULT

Test Description	Lower Limit	Upper Limit	Measured	Unit	Verdict
Peak Power	---	---	2.99	dBm	Info
Peak Power	---	---	1.990673	mW	Info
Frequency at Peak	---	---	2480.367	MHz	Info

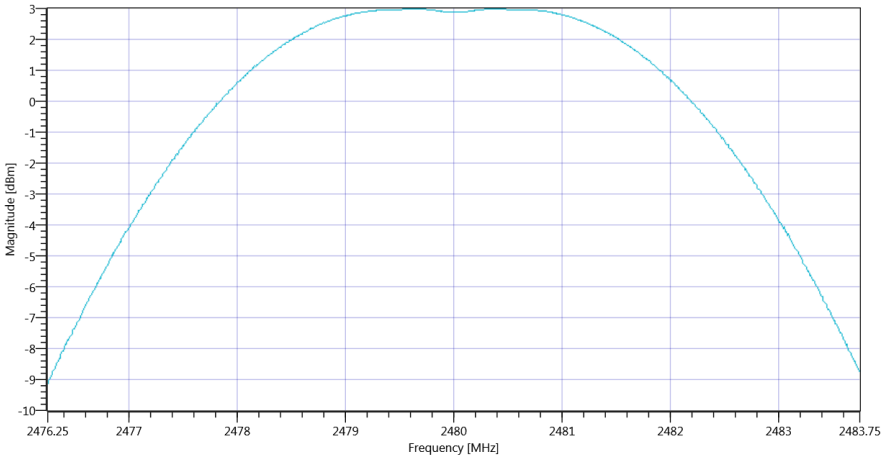

Plot_Common2G4 Peak OP 3MHz-3MHz ~ Generic 2G4_18112020_083250.png

TEST FINISHED		
General Verdict	18.11.2020 08:32:50 / RT: 29 s	PASS

31. FCC Part 15.247 Maximum Peak Conducted Output Power ~ Generic 2G4

Test References	
TC Start	13.11.2020 11:20:51
Ambit Temp [°C] | Humidity [rel%]	24.0 | 38
System Version	1.0.1.1
Test Specification	FCC Part 15.247
Test Method	
Class / TC Version	TC_VM_FCC15247_Maximum_Peak_Conducted_Output_Power_FHSS_V01 Version: 0.0.1
My Description	FCC 15.247 Maximum Peak Output Power Conducted - Generic 2G4
Add. Information	

Test Parameter	
Technology to test	Generic 2G4
Antenna Port used	1
Temperature	mid
Voltage	mid
Frequency low to test	True | Freq [MHz] 2405
Frequency mid to test	False | Freq [MHz] 2440
Frequency high to test	False | Freq [MHz] 2480
Switched Path	IUT - SignalingUnit - SpectrumAnalyzer
Devices in use	| SA: Rohde&Schwarz,FSV-40,1321.3008K40/101353,3.60

Test at TX 2405 MHz

READ SA SETTINGS:	
RefLevel [dBm] | RefLevelOffset [dB] | InpAtt [dB]	12.97 | 2.09 | 30
Start [MHz] | Stop [MHz]	2398.750 | 2411.250
RBW [MHz] | VBW [MHz]	3.000000 | 10.000000
Detector | TraceMode	POS | MAXH
Sweep: Time [ms] | Count | Points per Section | Type	1000 | 10 | 1001 | SWE

RESULT

Test Description	Lower Limit	Upper Limit	Measured	Unit	Verdict
Peak Power	---	30.00	3.12	dBm	PASS
Peak Power	---	1000	2.051162	mW	PASS
Frequency at Peak	---	---	2404.376	MHz	Information

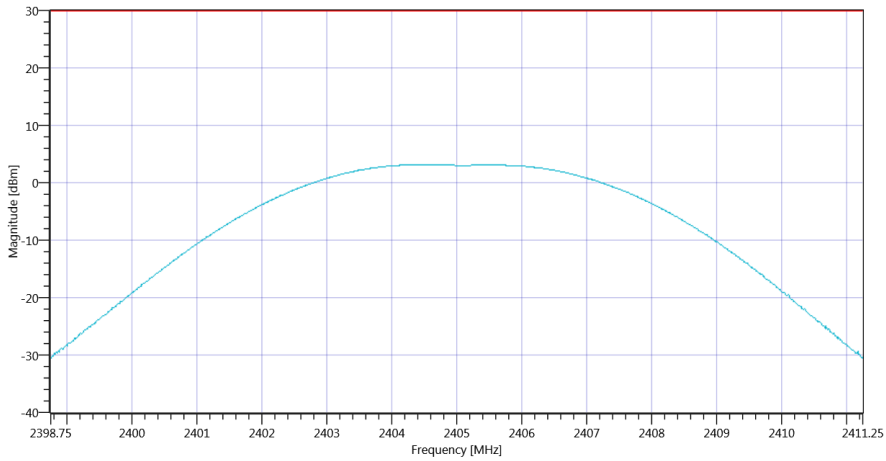

Plot_FCC Part 15.247 Maximum Peak Conducted Output Power FHSS ~ Generic 2G4_13112020_112118.png

TEST FINISHED		
General Verdict	13.11.2020 11:21:18 / RT: 27 s	PASS

32. FCC Part 15.247 Maximum Peak Conducted Output Power ~ Generic 2G4

Test References	
TC Start	13.11.2020 12:27:39
Ambit Temp [°C] | Humidity [rel%]	24.5 | 38
System Version	1.0.1.1
Test Specification	FCC Part 15.247
Test Method	
Class / TC Version	TC_VM_FCC15247_Maximum_Peak_Conducted_Output_Power_FHSS_V01 Version: 0.0.1
My Description	FCC 15.247 Maximum Peak Output Power Conducted - Generic 2G4
Add. Information	

Test Parameter	
Technology to test	Generic 2G4
Antenna Port used	1
Temperature	mid
Voltage	mid
Frequency low to test	False | Freq [MHz] 2405
Frequency mid to test	True | Freq [MHz] 2440
Frequency high to test	False | Freq [MHz] 2480
Switched Path	IUT - SignalingUnit - SpectrumAnalyzer
Devices in use	| SA: Rohde&Schwarz,FSV-40,1321.3008K40/101353,3.60

Test at TX 2440 MHz

READ SA SETTINGS:	
RefLevel [dBm] | RefLevelOffset [dB] | InpAtt [dB]	13.30 | 2.1 | 30
Start [MHz] | Stop [MHz]	2433.750 | 2446.250
RBW [MHz] | VBW [MHz]	3.000000 | 10.000000
Detector | TraceMode	POS | MAXH
Sweep: Time [ms] | Count | Points per Section | Type	1000 | 10 | 1001 | SWE

RESULT

Test Description	Lower Limit	Upper Limit	Measured	Unit	Verdict
Peak Power	---	30.00	3.48	dBm	PASS
Peak Power	---	1000	2.228435	mW	PASS
Frequency at Peak	---	---	2440.375	MHz	Information

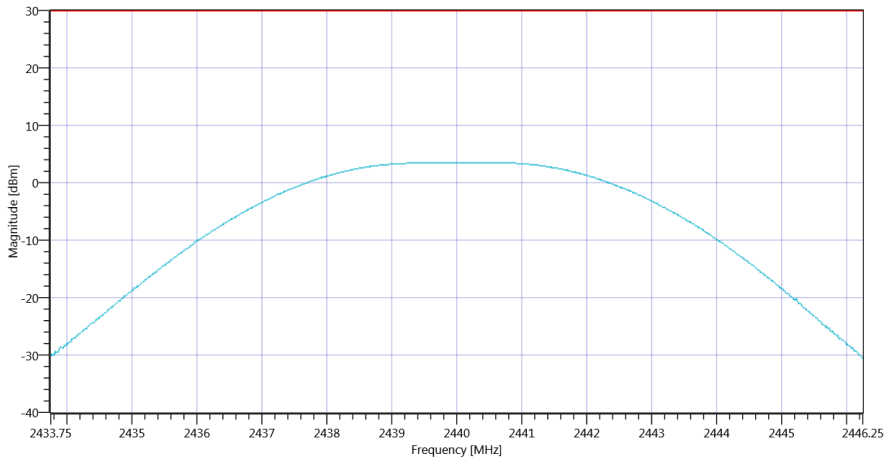

Plot_FCC Part 15.247 Maximum Peak Conducted Output Power FHSS ~ Generic 2G4_13112020_122805.png

TEST FINISHED		
General Verdict	13.11.2020 12:28:05 / RT: 26 s	PASS

33. FCC Part 15.247 Maximum Peak Conducted Output Power ~ Generic 2G4

Test References	
TC Start	13.11.2020 12:39:31
Ambit Temp [°C] | Humidity [rel%]	24.6 | 38
System Version	1.0.1.1
Test Specification	FCC Part 15.247
Test Method	
Class / TC Version	TC_VM_FCC15247_Maximum_Peak_Conducted_Output_Power_FHSS_V01 Version: 0.0.1
My Description	FCC 15.247 Maximum Peak Output Power Conducted - Generic 2G4
Add. Information	

Test Parameter	
Technology to test	Generic 2G4
Antenna Port used	1
Temperature	mid
Voltage	mid
Frequency low to test	False | Freq [MHz] 2405
Frequency mid to test	False | Freq [MHz] 2440
Frequency high to test	True | Freq [MHz] 2480
Switched Path	IUT - SignalingUnit - SpectrumAnalyzer
Devices in use	| SA: Rohde&Schwarz,FSV-40,1321.3008K40/101353,3.60

Test at TX 2480 MHz

READ SA SETTINGS:	
RefLevel [dBm] | RefLevelOffset [dB] | InpAtt [dB]	12.76 | 2.1 | 30
Start [MHz] | Stop [MHz]	2473.750 | 2486.250
RBW [MHz] | VBW [MHz]	3.000000 | 10.000000
Detector | TraceMode	POS | MAXH
Sweep: Time [ms] | Count | Points per Section | Type	1000 | 10 | 1001 | SWE

RESULT

Test Description	Lower Limit	Upper Limit	Measured	Unit	Verdict
Peak Power	---	30.00	2.97	dBm	PASS
Peak Power	---	1000	1.981527	mW	PASS
Frequency at Peak	---	---	2479.625	MHz	Information

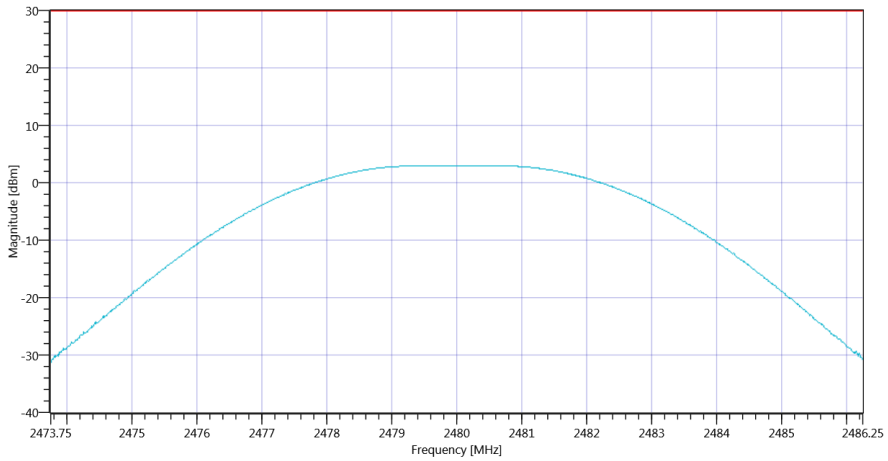

Plot_FCC Part 15.247 Maximum Peak Conducted Output Power FHSS ~ Generic 2G4_13112020_123958.png

TEST FINISHED		
General Verdict	13.11.2020 12:39:58 / RT: 27 s	PASS

34. FCC Part 15.247 Maximum Peak Conducted Output Power ~ Generic 2G4

Test References	
TC Start	13.11.2020 12:53:18
Ambit Temp [°C] | Humidity [rel%]	24.7 | 38
System Version	1.0.1.1
Test Specification	FCC Part 15.247
Test Method	
Class / TC Version	TC_VM_FCC15247_Maximum_Peak_Conducted_Output_Power_FHSS_V01 Version: 0.0.1
My Description	FCC 15.247 Maximum Peak Output Power Conducted - Generic 2G4
Add. Information	

Test Parameter	
Technology to test	Generic 2G4
Antenna Port used	2
Temperature	mid
Voltage	mid
Frequency low to test	True | Freq [MHz] 2405
Frequency mid to test	False | Freq [MHz] 2440
Frequency high to test	False | Freq [MHz] 2480
Switched Path	IUT - SignalingUnit - SpectrumAnalyzer
Devices in use	| SA: Rohde&Schwarz,FSV-40,1321.3008K40/101353,3.60

Test at TX 2405 MHz

READ SA SETTINGS:	
RefLevel [dBm] | RefLevelOffset [dB] | InpAtt [dB]	13.01 | 2.09 | 30
Start [MHz] | Stop [MHz]	2398.750 | 2411.250
RBW [MHz] | VBW [MHz]	3.000000 | 10.000000
Detector | TraceMode	POS | MAXH
Sweep: Time [ms] | Count | Points per Section | Type	1000 | 10 | 1001 | SWE

RESULT

Test Description	Lower Limit	Upper Limit	Measured	Unit	Verdict
Peak Power	---	30.00	3.11	dBm	PASS
Peak Power	---	1000	2.046445	mW	PASS
Frequency at Peak	---	---	2404.363	MHz	Information

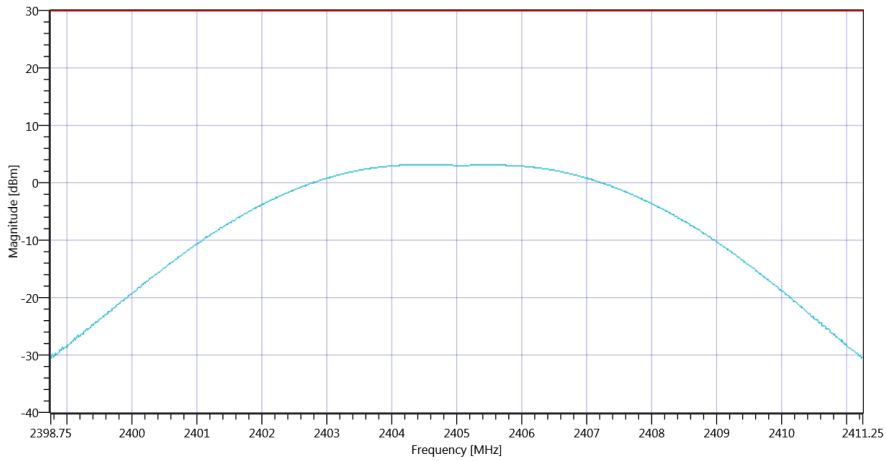

Plot_FCC Part 15.247 Maximum Peak Conducted Output Power FHSS ~ Generic 2G4_13112020_125344.png

TEST FINISHED		
General Verdict	13.11.2020 12:53:45 / RT: 26 s	PASS

35. FCC Part 15.247 Maximum Peak Conducted Output Power ~ Generic 2G4

Test References	
TC Start	13.11.2020 13:05:07
Ambit Temp [°C] | Humidity [rel%]	24.7 | 38
System Version	1.0.1.1
Test Specification	FCC Part 15.247
Test Method	
Class / TC Version	TC_VM_FCC15247_Maximum_Peak_Conducted_Output_Power_FHSS_V01 Version: 0.0.1
My Description	FCC 15.247 Maximum Peak Output Power Conducted - Generic 2G4
Add. Information	

Test Parameter	
Technology to test	Generic 2G4
Antenna Port used	2
Temperature	mid
Voltage	mid
Frequency low to test	False | Freq [MHz] 2405
Frequency mid to test	True | Freq [MHz] 2440
Frequency high to test	False | Freq [MHz] 2480
Switched Path	IUT - SignalingUnit - SpectrumAnalyzer
Devices in use	| SA: Rohde&Schwarz,FSV-40,1321.3008K40/101353,3.60

Test at TX 2440 MHz

READ SA SETTINGS:	
RefLevel [dBm] | RefLevelOffset [dB] | InpAtt [dB]	13.18 | 2.1 | 30
Start [MHz] | Stop [MHz]	2433.750 | 2446.250
RBW [MHz] | VBW [MHz]	3.000000 | 10.000000
Detector | TraceMode	POS | MAXH
Sweep: Time [ms] | Count | Points per Section | Type	1000 | 10 | 1001 | SWE

RESULT

Test Description	Lower Limit	Upper Limit	Measured	Unit	Verdict
Peak Power	---	30.00	3.38	dBm	PASS
Peak Power	---	1000	2.17771	mW	PASS
Frequency at Peak	---	---	2440.35	MHz	Information

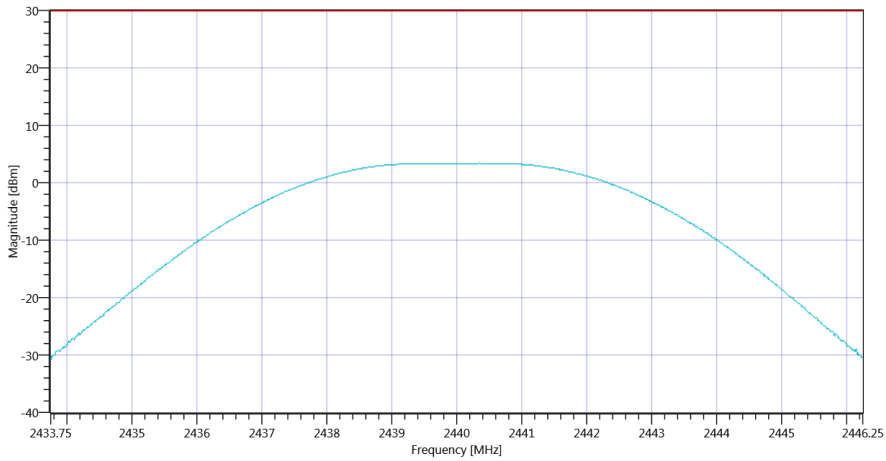

Plot_FCC Part 15.247 Maximum Peak Conducted Output Power FHSS ~ Generic 2G4_13112020_130534.png

TEST FINISHED		
General Verdict	13.11.2020 13:05:34 / RT: 27 s	PASS

36. FCC Part 15.247 Maximum Peak Conducted Output Power ~ Generic 2G4

Test References	
TC Start	13.11.2020 13:14:58
Ambit Temp [°C] | Humidity [rel%]	24.6 | 38
System Version	1.0.1.1
Test Specification	FCC Part 15.247
Test Method	
Class / TC Version	TC_VM_FCC15247_Maximum_Peak_Conducted_Output_Power_FHSS_V01 Version: 0.0.1
My Description	FCC 15.247 Maximum Peak Output Power Conducted - Generic 2G4
Add. Information	

Test Parameter	
Technology to test	Generic 2G4
Antenna Port used	2
Temperature	mid
Voltage	mid
Frequency low to test	False | Freq [MHz] 2405
Frequency mid to test	False | Freq [MHz] 2440
Frequency high to test	True | Freq [MHz] 2480
Switched Path	IUT - SignalingUnit - SpectrumAnalyzer
Devices in use	| SA: Rohde&Schwarz,FSV-40,1321.3008K40/101353,3.60

Test at TX 2480 MHz

READ SA SETTINGS:	
RefLevel [dBm] | RefLevelOffset [dB] | InpAtt [dB]	12.72 | 2.1 | 30
Start [MHz] | Stop [MHz]	2473.750 | 2486.250
RBW [MHz] | VBW [MHz]	3.000000 | 10.000000
Detector | TraceMode	POS | MAXH
Sweep: Time [ms] | Count | Points per Section | Type	1000 | 10 | 1001 | SWE

RESULT

Test Description	Lower Limit	Upper Limit	Measured	Unit	Verdict
Peak Power	---	30.00	2.94	dBm	PASS
Peak Power	---	1000	1.967886	mW	PASS
Frequency at Peak	---	---	2480.362	MHz	Information

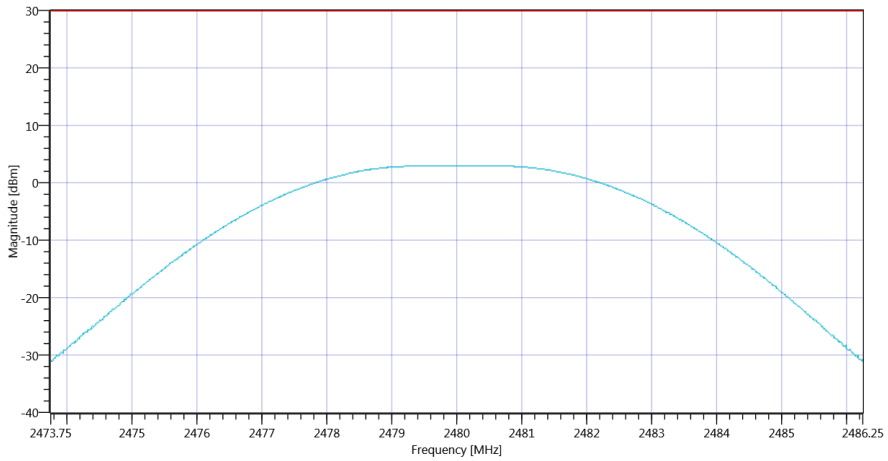

Plot_FCC Part 15.247 Maximum Peak Conducted Output Power FHSS ~ Generic 2G4_13112020_131524.png

TEST FINISHED		
General Verdict	13.11.2020 13:15:25 / RT: 26 s	PASS

- END OF DOCUMENT -