DATA

Trace Markers

Marker	Frequency (GHz)	Meter Reading (dBuV)	Det	AF T119 (dB/m)	Amp/Cbl/Fltr/Pad (dB)	DC Corr (dB)	Corrected Reading (dBuV/m)	Avg Limit (dBuV/m)	Margin (dB)	Peak Limit (dBuV/m)	PK Margin (dB)	UNII Non-Restricted (dBuV/m)	PK Margin (dB)	Azimuth (Degs)	Height (cm)	Polarity
1	* 1.4	41.68	Pk	28.6	-32.3	0	37.98	-	-	74	-36.02	-	-	0-360	200	H
2	* 1.596	41.1	Pk	28	-32.7	0	36.4	-	-	74	-37.6	-	-	0-360	100	V
6	* 15.782	27.79	Pk	40.3	-22.4	0	45.69	-	-	74	-28.31	-	-	0-360	100	V
3	5.175	39.74	Pk	34.3	-20.3	0	53.74	-	-	-	-	68.2	-14.46	0-360	100	H
4	5.333	38.59	Pk	34.5	-20.1	0	52.99	-	-	-	-	68.2	-15.21	0-360	200	V
5	10.521	32.27	Pk	37.5	-22.7	0	47.07	-	-	-	-	68.2	-21.13	0-360	100	V

* - indicates frequency in CFR15.205/IC8.10 RSS-Restricted Band

Pk - Peak detector

Radiated Emissions

Frequency (GHz)	Meter Reading (dBuV)	Det	AF T119 (dB/m)	Amp/Cbl/Fltr/Pad (dB)	DC Corr (dB)	Corrected Reading (dBuV/m)	Avg Limit (dBuV/m)	Margin (dB)	Peak Limit (dBuV/m)	PK Margin (dB)	UNII Non-Restricted (dBuV/m)	PK Margin (dB)	Azimuth (Degs)	Height (cm)	Polarity
* 1.4	47.13	PK-U	28.6	-32.3	0	43.43	-	-	74	-30.57	-	-	97	357	H
* 1.4	41.93	ADR	28.6	-32.3	.15	38.38	54	-15.62	-	-	-	-	97	357	H
* 1.596	52.85	PK-U	28	-32.7	0	48.15	-	-	74	-25.85	-	-	39	354	V
* 1.596	29.63	ADR	28	-32.7	.15	25.08	54	-28.92	-	-	-	-	39	354	V
* 15.773	35.8	PK-U	40.3	-22.5	0	53.6	-	-	74	-20.4	-	-	328	327	V
* 15.775	23.31	ADR	40.3	-22.5	.15	41.26	54	-12.74	-	-	-	-	328	327	V
5.187	48.25	PK-U	34.3	-20.4	0	62.15	-	-	-	-	68.2	-6.05	107	103	H
5.343	46.32	PK-U	34.5	-20.1	0	60.72	-	-	-	-	68.2	-7.48	174	283	V
10.522	39.51	PK-U	37.5	-22.7	0	54.31	-	-	-	-	68.2	-13.89	308	314	V

* - indicates frequency in CFR15.205/IC8.10 RSS-Restricted Band

PK-U - U-NII: Maximum Peak

ADR - U-NII AD primary method, RMS average

UL VERIFICATION SERVICES INC. FORM NO: CCSUP4701J
47173 BENICIA STREET, FREMONT, CA 94538, USA TEL: (510) 771-1000 FAX: (510) 661-0888
This report shall not be reproduced except in full, without the written approval of UL Verification Services Inc. .

MID CHANNEL HORIZONTAL PLOT

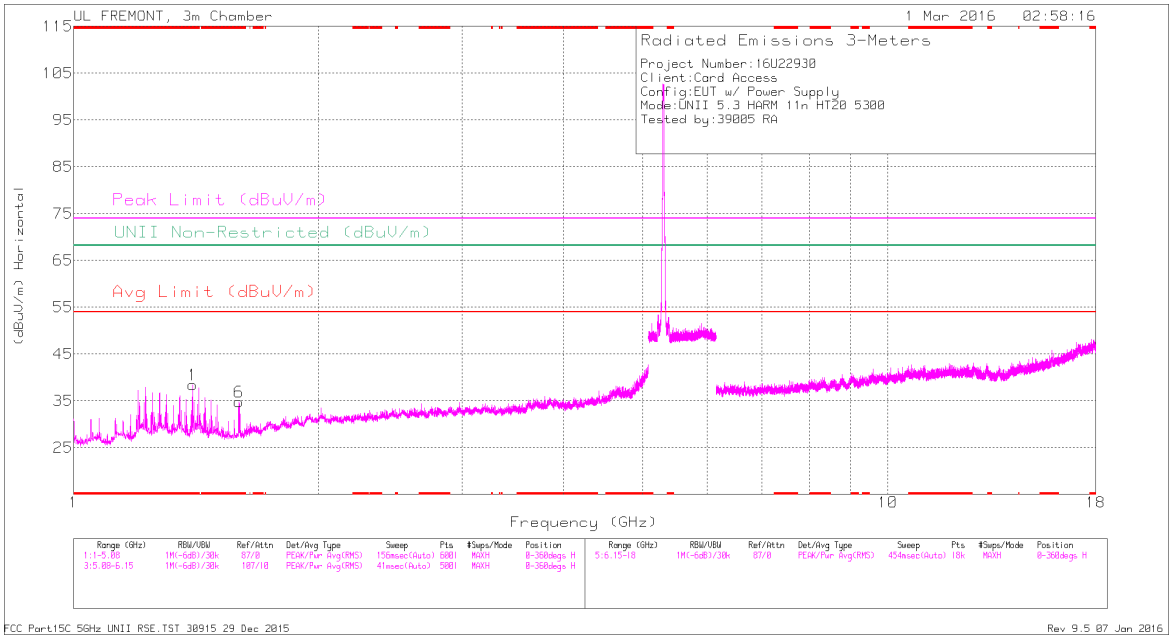

MID CHANNEL VERTICAL PLOT

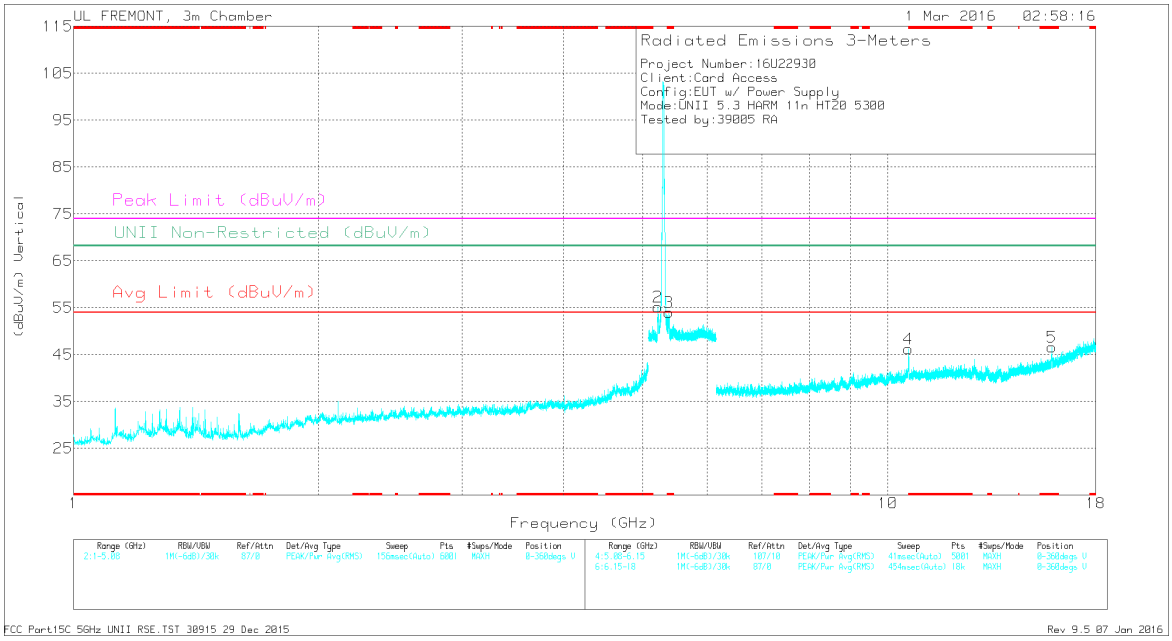

Note: Emission was scanned up to 40GHz; No emissions were detected above the noise floor which was at least 20dB below the specification limit.

This report shall not be reproduced except in full, without the written approval of UL Verification Services Inc. .

DATA

Trace Markers

Marker	Frequency (GHz)	Meter Reading (dBuV)	Det	AF T119 (dB/m)	Amp/Cbl/Fltr/Pad (dB)	DC Corr (dB)	Corrected Reading (dBuV/m)	Avg Limit (dBuV/m)	Margin (dB)	Peak Limit (dBuV/m)	PK Margin (dB)	UNII Non-Restricted (dBuV/m)	PK Margin (dB)	Azimuth (Degs)	Height (cm)	Polarity
1	* 1.4	42.13	Pk	28.6	-32.3	0	38.43	-	-	74	-35.57	-	-	0-360	200	H
6	* 1.595	39.5	Pk	28	-32.7	0	34.8	-	-	74	-39.2	-	-	0-360	100	H
3	* 5.386	39.36	Pk	34.6	-20	0	53.96	-	-	74	-20.04	-	-	0-360	200	V
5	* 15.897	28.03	Pk	40.3	-21.7	0	46.63	-	-	74	-27.37	-	-	0-360	100	V
2	5.219	41.25	Pk	34.3	-20.4	0	55.15	-	-	-	-	68.2	-13.05	0-360	100	V
4	10.599	31.3	Pk	37.6	-22.7	0	46.2	-	-	-	-	68.2	-22	0-360	100	V

* - indicates frequency in CFR15.205/IC8.10 RSS-Restricted Band

Pk - Peak detector

Radiated Emissions

Frequency (GHz)	Meter Reading (dBuV)	Det	AF T119 (dB/m)	Amp/Cbl/Fltr/Pad (dB)	DC Corr (dB)	Corrected Reading (dBuV/m)	Avg Limit (dBuV/m)	Margin (dB)	Peak Limit (dBuV/m)	PK Margin (dB)	UNII Non-Restricted (dBuV/m)	PK Margin (dB)	Azimuth (Degs)	Height (cm)	Polarity
* 1.4	47.22	PK-U	28.6	-32.3	0	43.52	-	-	74	-30.48	-	-	97	290	H
* 1.4	41.31	ADR	28.6	-32.3	.15	37.76	54	-16.24	-	-	-	-	97	290	H
* 1.595	44.25	PK-U	28	-32.7	0	39.55	-	-	74	-34.45	-	-	101	269	H
* 1.595	28.61	ADR	28	-32.7	.15	24.06	54	-29.94	-	-	-	-	101	269	H
* 5.376	46.08	PK-U	34.6	-20	0	60.68	-	-	74	-13.32	-	-	234	184	V
* 5.376	34.71	ADR	34.6	-20	.15	49.46	54	-4.54	-	-	-	-	234	184	V
* 10.604	38.23	PK-U	37.6	-22.9	0	52.93	-	-	74	-21.07	-	-	308	350	V
* 10.603	25.32	ADR	37.6	-22.9	.15	40.17	54	-13.83	-	-	-	-	308	350	V
* 15.905	35.71	PK-U	40.3	-21.8	0	54.21	-	-	74	-19.79	-	-	327	319	V
* 15.905	22.97	ADR	40.3	-21.8	.15	41.62	54	-12.38	-	-	-	-	327	319	V
5.216	47.47	PK-U	34.3	-20.4	0	61.37	-	-	-	-	68.2	-6.83	176	204	V

* - indicates frequency in CFR15.205/IC8.10 RSS-Restricted Band

PK-U - U-NII: Maximum Peak

ADR - U-NII AD primary method, RMS average

This report shall not be reproduced except in full, without the written approval of UL Verification Services Inc. .

HIGH CHANNEL HORIZONTAL PLOT

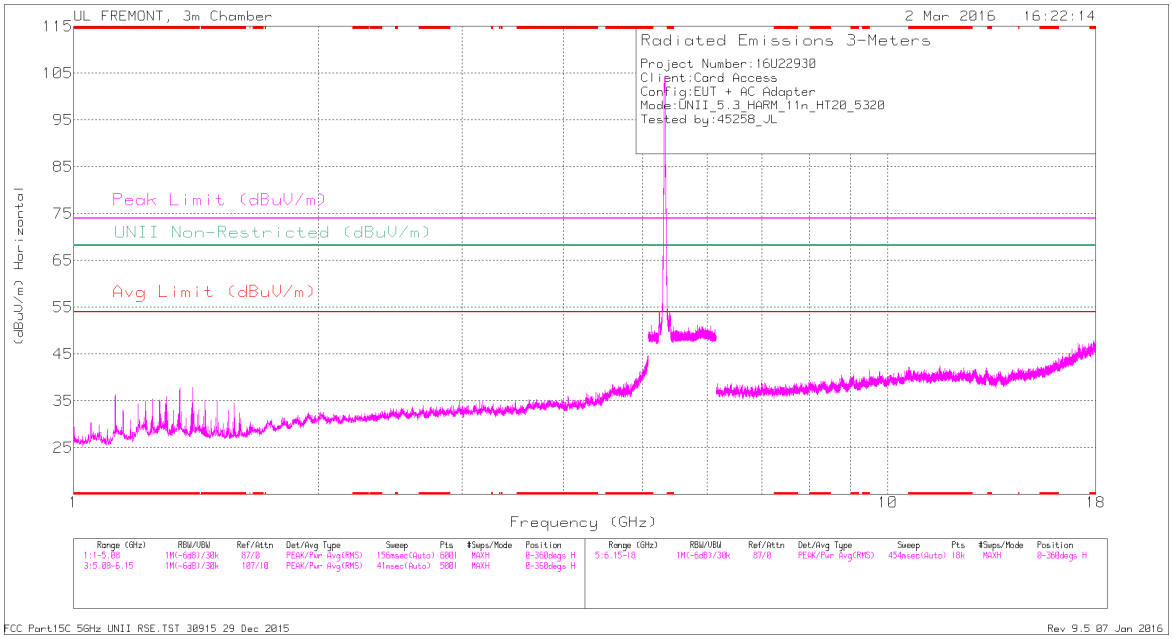

HIGH CHANNEL VERTICAL PLOT

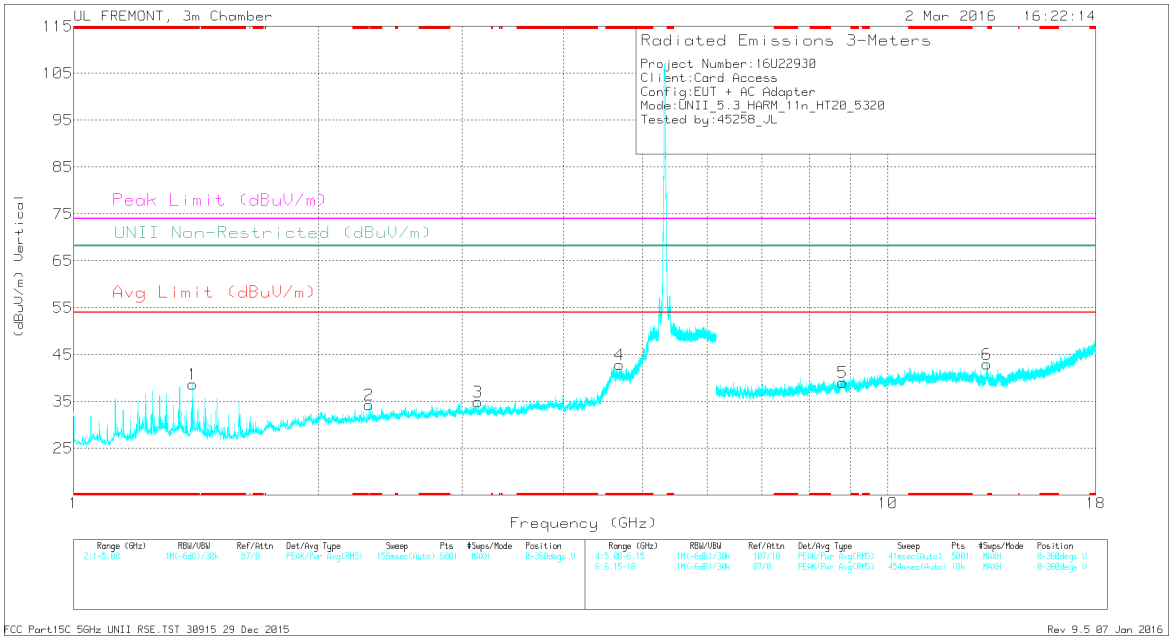

Note: Emission was scanned up to 40GHz; No emissions were detected above the noise floor which was at least 20dB below the specification limit.

This report shall not be reproduced except in full, without the written approval of UL Verification Services Inc. .

DATA

Trace Markers

Marker	Frequency (GHz)	Meter Reading (dBuV)	Det	AF T119 (dB/m)	Amp/Cbl/Fltr/Pad (dB)	DC Corr (dB)	Corrected Reading (dBuV/m)	Avg Limit (dBuV/m)	Margin (dB)	Peak Limit (dBuV/m)	PK Margin (dB)	UNII Non-Restricted (dBuV/m)	PK Margin (dB)	Azimuth (Degs)	Height (cm)	Polarity
1	* 1.4	42.43	Pk	28.6	-32.3	0	38.73	-	-	74	-35.27	-	-	0-360	200	V
4	* 4.68	38.25	Pk	34	-29.4	0	42.85	-	-	74	-31.15	-	-	0-360	100	V
2	2.306	34.32	Pk	31.6	-31.7	0	34.22	-	-	-	-	68.2	-33.98	0-360	200	V
3	3.137	33.18	Pk	32.7	-30.9	0	34.98	-	-	-	-	68.2	-33.22	0-360	200	V
5	8.801	26.87	Pk	35.9	-23.7	0	39.07	-	-	-	-	68.2	-29.13	0-360	100	V
6	13.239	26.89	Pk	39	-22.9	0	42.99	-	-	-	-	68.2	-25.21	0-360	100	V

* - indicates frequency in CFR15.205/IC8.10 RSS-Restricted Band

Pk - Peak detector

Radiated Emissions

Frequency (GHz)	Meter Reading (dBuV)	Det	AF T119 (dB/m)	Amp/Cbl/Fltr/Pad (dB)	DC Corr (dB)	Corrected Reading (dBuV/m)	Avg Limit (dBuV/m)	Margin (dB)	Peak Limit (dBuV/m)	PK Margin (dB)	UNII Non-Restricted (dBuV/m)	PK Margin (dB)	Azimuth (Degs)	Height (cm)	Polarity
* 1.4	44.09	PK-U	28.6	-32.3	0	40.39	-	-	74	-33.61	-	-	55	121	V
* 1.4	36.33	ADR	28.6	-32.3	.15	32.78	54	-21.22	-	-	-	-	55	121	V
* 4.679	39.59	PK-U	34	-29.4	0	44.19	-	-	74	-29.81	-	-	150	272	V
* 4.68	28.62	ADR	34	-29.4	.15	33.37	54	-20.63	-	-	-	-	150	272	V
2.306	38.54	PK-U	31.6	-31.7	0	38.44	-	-	-	-	68.2	-29.76	63	251	V
3.136	38.93	PK-U	32.7	-31	0	40.63	-	-	-	-	68.2	-27.57	68	315	V
8.802	33.18	PK-U	35.9	-23.8	0	45.28	-	-	-	-	68.2	-22.92	211	149	V
13.24	31.69	PK-U	39	-22.9	0	47.79	-	-	-	-	68.2	-20.41	251	196	V

* - indicates frequency in CFR15.205/IC8.10 RSS-Restricted Band

PK-U - U-NII: Maximum Peak

ADR - U-NII AD primary method, RMS average

UL VERIFICATION SERVICES INC. FORM NO: CCSUP4701J
47173 BENICIA STREET, FREMONT, CA 94538, USA TEL: (510) 771-1000 FAX: (510) 661-0888

This report shall not be reproduced except in full, without the written approval of UL Verification Services Inc. .

10.8. TX ABOVE 1 GHz 802.11n HT40 MODE IN THE 5.3 GHz BAND

AUTHORIZED BANDEDGE (CHANNEL 54)

CHANNEL 54 RESTRICTED, HORIZONTAL

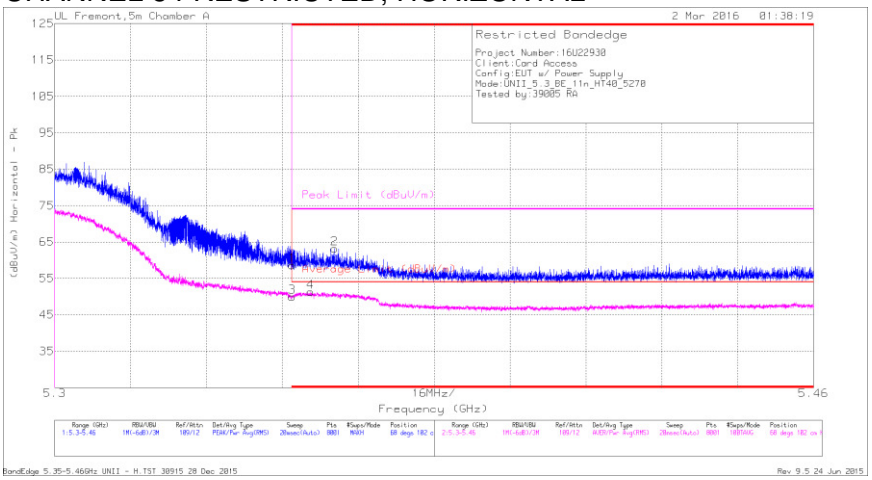

Trace Markers

Marker	Frequency (GHz)	Meter Reading (dBuV)	Det	AF T136 (dB/m)	Amp/Cbl/Flt r/Pad (dB)	DC Corr (dB)	Corrected Reading (dBuV/m)	Average Limit (dBuV/m)	Margin (dB)	Peak Limit (dBuV/m)	PK Margin (dB)	Azimuth (Degs)	Height (cm)	Polarity
1	* 5.35	44.35	Pk	34.6	-20.3	0	58.65	-	-	74	-15.35	68	102	H
3	* 5.35	35.4	RMS	34.6	-20.3	.21	49.91	54	-4.09	-	-	68	102	H
4	* 5.354	36.72	RMS	34.6	-20.3	.21	51.23	54	-2.77	-	-	68	102	H
2	* 5.359	48.92	Pk	34.6	-20.3	0	63.22	-	-	74	-10.78	68	102	H

* - indicates frequency in CFR15.205/IC8.10 RSS-Restricted Band

Pk - Peak detector

RMS - RMS detection

This report shall not be reproduced except in full, without the written approval of UL Verification Services Inc. .

LOW CHANNEL RESTRICTED, VERTICAL

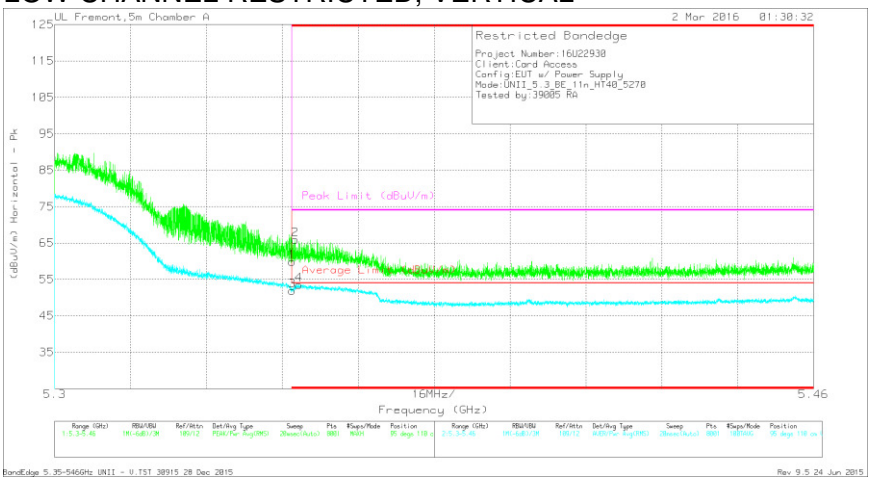

Trace Markers

Marker	Frequency (GHz)	Meter Reading (dBuV)	Det	AF T136 (dB/m)	Amp/Cbl/Flt r/Pad (dB)	DC Corr (dB)	Corrected Reading (dBuV/m)	Average Limit (dBuV/m)	Margin (dB)	Peak Limit (dBuV/m)	PK Margin (dB)	Azimuth (Degs)	Height (cm)	Polarity
1	* 5.35	45.56	Pk	34.6	-20.3	0	59.86	-	-	74	-14.14	95	110	V
3	* 5.35	37.45	RMS	34.6	-20.3	.21	51.96	54	-2.04	-	-	95	110	V
2	* 5.351	51.69	Pk	34.6	-20.3	0	65.99	-	-	74	-8.01	95	110	V
4	* 5.352	39.03	RMS	34.6	-20.3	.21	53.54	54	-.46	-	-	95	110	V

* - indicates frequency in CFR15.205/IC8.10 RSS-Restricted Band

Pk - Peak detector

RMS - RMS detection

This report shall not be reproduced except in full, without the written approval of UL Verification Services Inc. .

AUTHORIZED BANDEDGE (HIGH CHANNEL)

HIGH CHANNEL BANDEDGE, HORIZONTAL

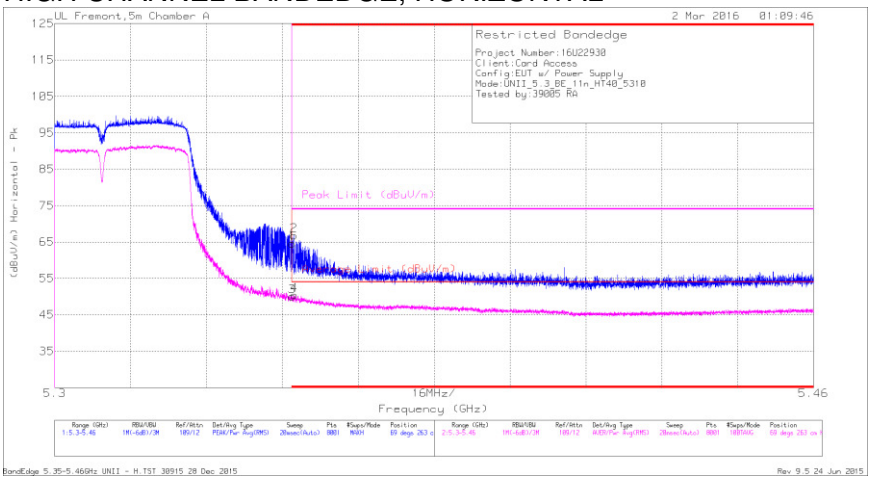

Trace Markers

Marker	Frequency (GHz)	Meter Reading (dBuV)	Det	AF T136 (dB/m)	Amp/Cbl/Flt r/Pad (dB)	DC Corr (dB)	Corrected Reading (dBuV/m)	Average Limit (dBuV/m)	Margin (dB)	Peak Limit (dBuV/m)	PK Margin (dB)	Azimuth (Degs)	Height (cm)	Polarity
1	* 5.35	50.24	Pk	34.6	-20.3	0	64.54	-	-	74	-9.46	69	263	H
2	* 5.35	52.47	Pk	34.6	-20.3	0	66.77	-	-	74	-7.23	69	263	H
3	* 5.35	35.5	RMS	34.6	-20.3	.21	50.01	54	-3.99	-	-	69	263	H
4	* 5.351	35.94	RMS	34.6	-20.3	.21	50.45	54	-3.55	-	-	69	263	H

* - indicates frequency in CFR15.205/IC8.10 RSS-Restricted Band

Pk - Peak detector

RMS - RMS detection

This report shall not be reproduced except in full, without the written approval of UL Verification Services Inc. .

HIGH CHANNEL BANDEDGE, VERTICAL

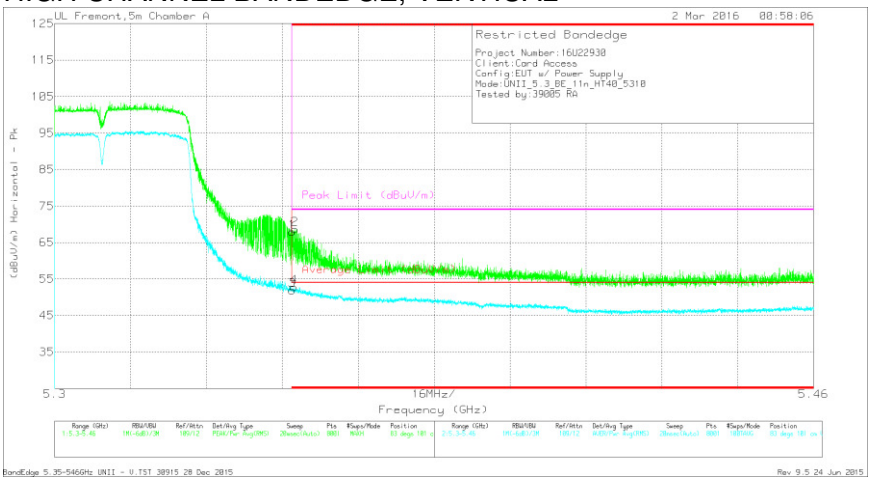

Trace Markers

Marker	Frequency (GHz)	Meter Reading (dBuV)	Det	AF T136 (dB/m)	Amp/Cbl/Flt r/Pad (dB)	DC Corr (dB)	Corrected Reading (dBuV/m)	Average Limit (dBuV/m)	Margin (dB)	Peak Limit (dBuV/m)	PK Margin (dB)	Azimuth (Degs)	Height (cm)	Polarity
1	* 5.35	53.59	Pk	34.6	-20.3	0	67.89	-	-	74	-6.11	83	101	V
3	* 5.35	37.4	RMS	34.6	-20.3	.21	51.91	54	-2.09	-	-	83	101	V
4	* 5.35	38.27	RMS	34.6	-20.3	.21	52.78	54	-1.22	-	-	83	101	V
2	* 5.351	54.34	Pk	34.6	-20.3	0	68.64	-	-	74	-5.36	83	101	V

* - indicates frequency in CFR15.205/IC8.10 RSS-Restricted Band

Pk - Peak detector

RMS - RMS detection

This report shall not be reproduced except in full, without the written approval of UL Verification Services Inc. .

HARMONICS AND SPURIOUS EMISSIONS

LOW CHANNEL HORIZONTAL PLOT

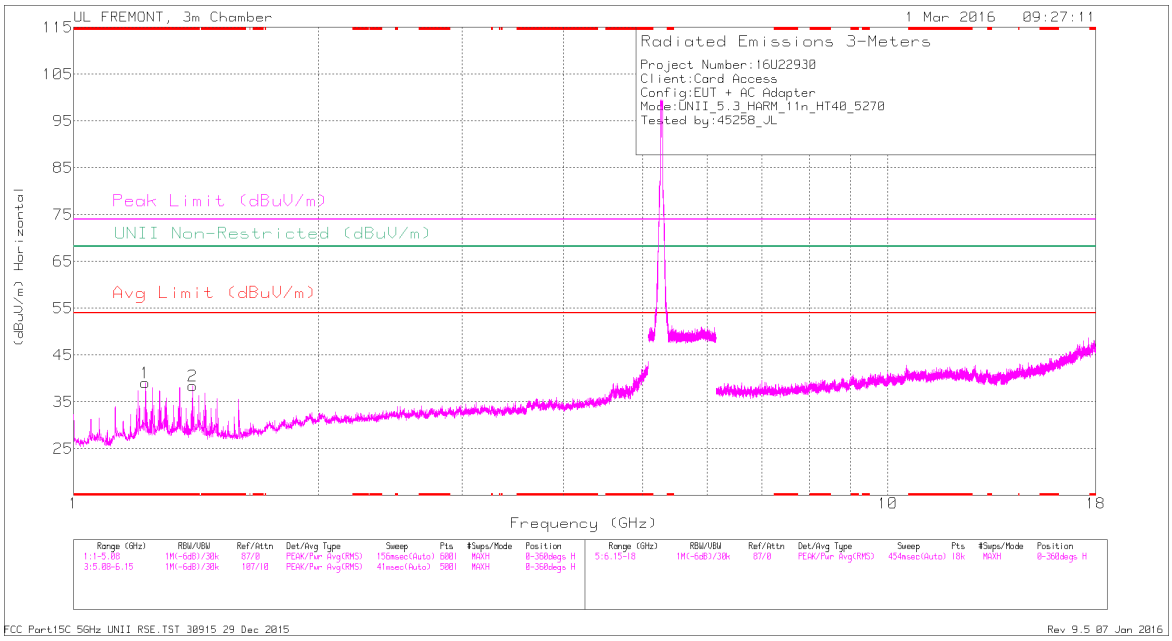

LOW CHANNEL VERTICAL PLOT

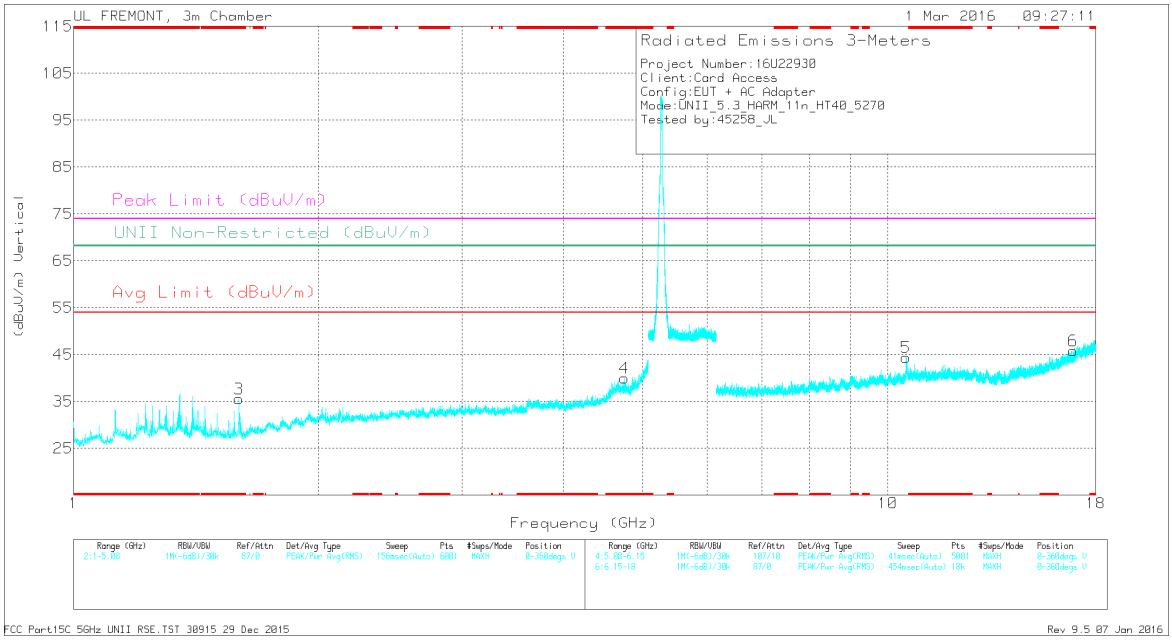

Note: Emission was scanned up to 40GHz; No emissions were detected above the noise floor which was at least 20dB below the specification limit.

This report shall not be reproduced except in full, without the written approval of UL Verification Services Inc. .

DATA

Trace Markers

Marker	Frequency (GHz)	Meter Reading (dBuV)	Det	AF T119 (dB/m)	Amp/Cbl/Fltr/Pad (dB)	DC Corr (dB)	Corrected Reading (dBuV/m)	Avg Limit (dBuV/m)	Margin (dB)	Peak Limit (dBuV/m)	PK Margin (dB)	UNII Non-Restricted (dBuV/m)	PK Margin (dB)	Azimuth (Degs)	Height (cm)	Polarity
1	* 1.225	42.49	Pk	29.2	-32.6	0	39.09	-	-	74	-34.91	-	-	0-360	100	H
2	* 1.4	42.08	Pk	28.6	-32.3	0	38.38	-	-	74	-35.62	-	-	0-360	200	H
3	* 1.596	40.31	Pk	28	-32.7	0	35.61	-	-	74	-38.39	-	-	0-360	100	V
4	* 4.751	35.76	Pk	34	-29.8	0	39.96	-	-	74	-34.04	-	-	0-360	200	V
5	10.52	29.6	Pk	37.5	-22.7	0	44.4	-	-	-	-	68.2	-23.8	0-360	100	V
6	16.888	24.72	Pk	41.1	-20	0	45.82	-	-	-	-	68.2	-22.38	0-360	200	V

* - indicates frequency in CFR15.205/IC8.10 RSS-Restricted Band

Pk - Peak detector

Radiated Emissions

Frequency (GHz)	Meter Reading (dBuV)	Det	AF T119 (dB/m)	Amp/Cbl/Fltr/Pad (dB)	DC Corr (dB)	Corrected Reading (dBuV/m)	Avg Limit (dBuV/m)	Margin (dB)	Peak Limit (dBuV/m)	PK Margin (dB)	UNII Non-Restricted (dBuV/m)	PK Margin (dB)	Azimuth (Degs)	Height (cm)	Polarity
* 1.225	46.66	PK-U	29.2	-32.6	0	43.26	-	-	74	-30.74	-	-	304	102	H
* 1.225	40.45	ADR	29.2	-32.6	.21	37.26	54	-16.74	-	-	-	-	304	102	H
* 1.4	47.65	PK-U	28.6	-32.3	0	43.95	-	-	74	-30.05	-	-	256	260	H
* 1.4	41.97	ADR	28.6	-32.3	.21	38.48	54	-15.52	-	-	-	-	256	260	H
* 1.598	55.83	PK-U	28	-32.7	0	51.13	-	-	74	-22.87	-	-	234	336	V
* 1.595	30.65	ADR	28	-32.7	.21	26.16	54	-27.84	-	-	-	-	234	336	V
* 4.752	41.37	PK-U	34	-29.7	0	45.67	-	-	74	-28.33	-	-	154	295	V
* 4.752	29.68	ADR	34	-29.7	.21	34.19	54	-19.81	-	-	-	-	154	295	V
10.521	33.89	PK-U	37.5	-22.7	0	48.69	-	-	-	-	68.2	-19.51	218	179	V
16.89	31.16	PK-U	41.1	-20	0	52.26	-	-	-	-	68.2	-15.94	321	119	V

* - indicates frequency in CFR15.205/IC8.10 RSS-Restricted Band

PK-U - U-NII: Maximum Peak

ADR - U-NII AD primary method, RMS average

This report shall not be reproduced except in full, without the written approval of UL Verification Services Inc. .

HIGH CHANNEL HORIZONTAL PLOT

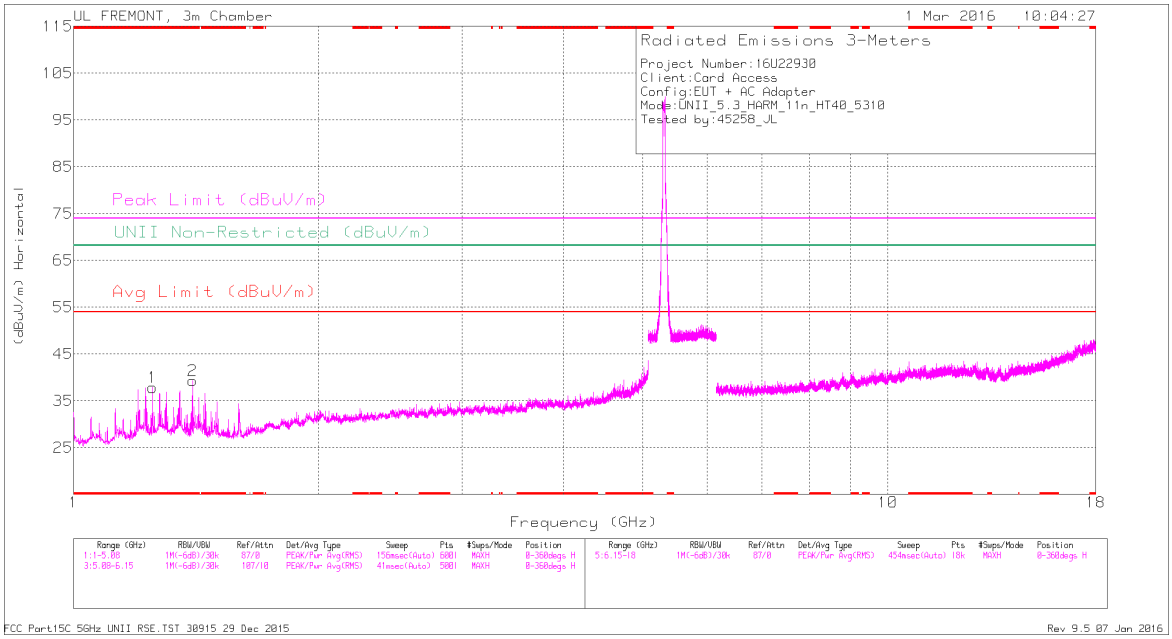

HIGH CHANNEL VERTICAL PLOT

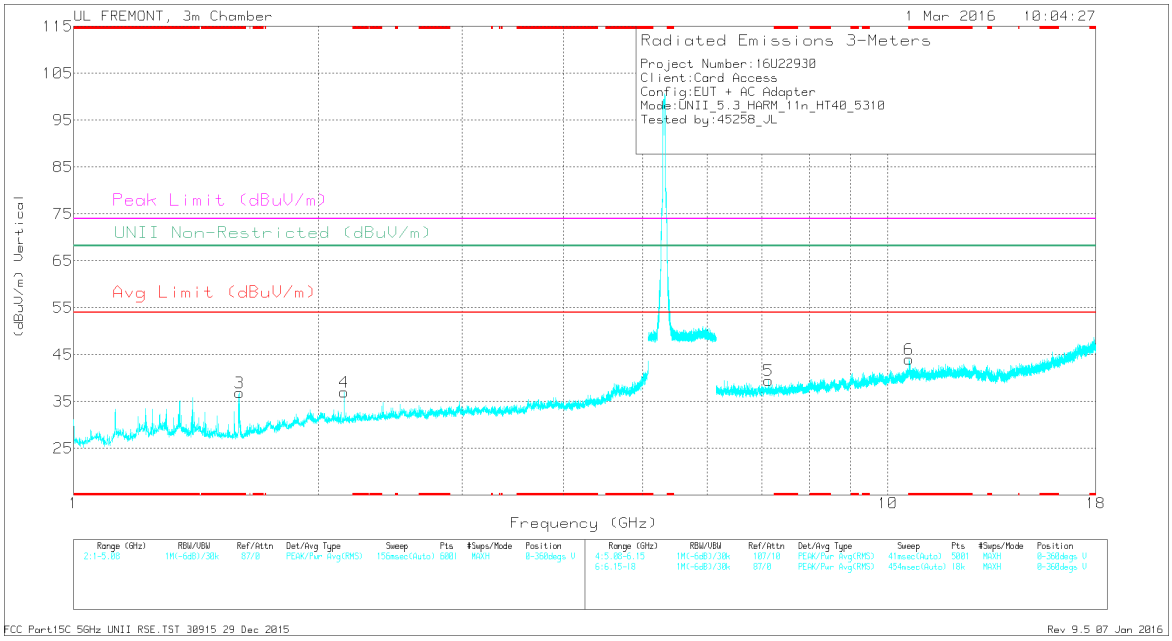

Note: Emission was scanned up to 40GHz; No emissions were detected above the noise floor which was at least 20dB below the specification limit.

This report shall not be reproduced except in full, without the written approval of UL Verification Services Inc. .

DATA

Trace Markers

Marker	Frequency (GHz)	Meter Reading (dBuV)	Det	AF T119 (dB/m)	Amp/Cbl/Fltr/Pad (dB)	DC Corr (dB)	Corrected Reading (dBuV/m)	Avg Limit (dBuV/m)	Margin (dB)	Peak Limit (dBuV/m)	PK Margin (dB)	UNII Non-Restricted (dBuV/m)	PK Margin (dB)	Azimuth (Degs)	Height (cm)	Polarity
1	* 1.25	41.25	Pk	29.4	-32.8	0	37.85	-	-	74	-36.15	-	-	0-360	100	H
2	* 1.4	43.07	Pk	28.6	-32.3	0	39.37	-	-	74	-34.63	-	-	0-360	200	H
3	* 1.599	41.58	Pk	28	-32.7	0	36.88	-	-	74	-37.12	-	-	0-360	200	V
6	* 10.617	29.29	Pk	37.7	-23	0	43.99	-	-	74	-30.01	-	-	0-360	100	V
4	2.149	37.6	Pk	31.5	-32.1	0	37	-	-	-	-	68.2	-31.2	0-360	200	V
5	7.137	31.11	Pk	35.6	-27.3	0	39.41	-	-	-	-	68.2	-28.79	0-360	200	V

* - indicates frequency in CFR15.205/IC8.10 RSS-Restricted Band
Pk - Peak detector

Radiated Emissions

Frequency (GHz)	Meter Reading (dBuV)	Det	AF T119 (dB/m)	Amp/Cbl/Fltr/Pad (dB)	DC Corr (dB)	Corrected Reading (dBuV/m)	Avg Limit (dBuV/m)	Margin (dB)	Peak Limit (dBuV/m)	PK Margin (dB)	UNII Non-Restricted (dBuV/m)	PK Margin (dB)	Azimuth (Degs)	Height (cm)	Polarity
* 1.25	45.46	PK-U	29.4	-32.8	0	42.06	-	-	74	-31.94	-	-	303	128	H
* 1.25	39.92	ADR	29.4	-32.8	.21	36.73	54	-17.27	-	-	-	-	303	128	H
* 1.4	46.47	PK-U	28.6	-32.3	0	42.77	-	-	74	-31.23	-	-	252	265	H
* 1.4	40.77	ADR	28.6	-32.3	.21	37.28	54	-16.72	-	-	-	-	252	265	H
* 1.597	55.04	PK-U	28	-32.7	0	50.34	-	-	74	-23.66	-	-	234	335	V
* 1.597	33.48	ADR	28	-32.7	.21	28.99	54	-25.01	-	-	-	-	234	335	V
* 10.618	33.84	PK-U	37.7	-23	0	48.54	-	-	74	-25.46	-	-	289	141	V
* 10.619	22.49	ADR	37.7	-23	.21	37.4	54	-16.6	-	-	-	-	289	141	V
2.149	39.76	PK-U	31.5	-32.1	0	39.16	-	-	-	-	68.2	-29.04	320	174	V
7.139	36.82	PK-U	35.6	-27.3	0	45.12	-	-	-	-	68.2	-23.08	272	119	V

* - indicates frequency in CFR15.205/IC8.10 RSS-Restricted Band
PK-U - U-NII: Maximum Peak
ADR - U-NII AD primary method, RMS average

UL VERIFICATION SERVICES INC. FORM NO: CCSUP4701J
47173 BENICIA STREET, FREMONT, CA 94538, USA TEL: (510) 771-1000 FAX: (510) 661-0888
This report shall not be reproduced except in full, without the written approval of UL Verification Services Inc. .

10.9. TX ABOVE 1 GHz 802.11a MODE IN THE 5.6 GHz BAND

RESTRICTED BANDEDGE (LOW CHANNEL)

LOW CHANNEL RESTRICTED, HORIZONTAL

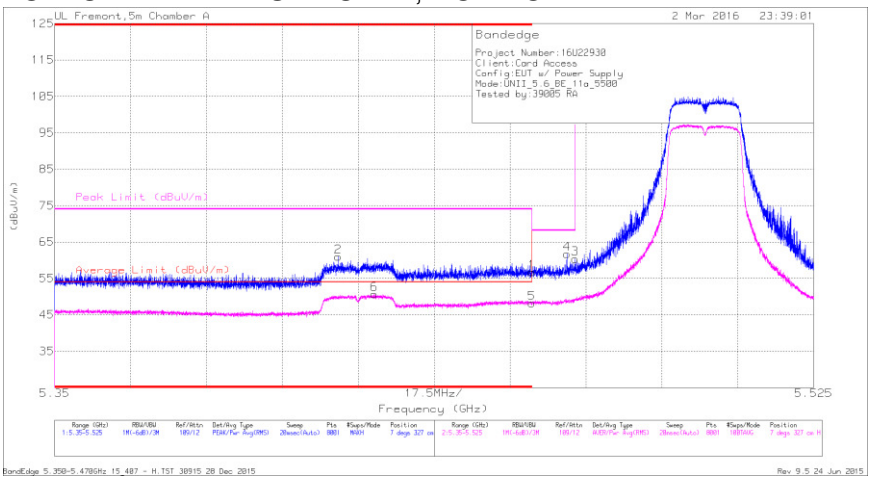

Trace Markers

Marker	Frequency (GHz)	Meter Reading (dBuV)	Det	AF T346 (db/m)	Amp/Cbl/Flt r/Pad (dB)	DC Corr (dB)	Corrected Reading (dBuV/m)	Average Limit (dBuV/m)	Margin (dB)	Peak Limit (dBuV/m)	PK Margin (dB)	Azimuth (Degs)	Height (cm)	Polarity
1	* 5.46	42.32	Pk	34.8	-20.4	0	56.72	-	-	74	-17.28	7	327	H
2	* 5.415	46.5	Pk	34.8	-20.3	0	61	-	-	74	-13	7	327	H
5	* 5.46	33.68	RMS	34.8	-20.4	.14	48.22	54	-5.78	-	-	7	327	H
6	* 5.424	35.98	RMS	34.8	-20.3	.14	50.62	54	-3.38	-	-	7	327	H
4	5.468	47.07	Pk	34.8	-20.2	0	61.67	-	-	68.2	-6.53	7	327	H
3	5.47	45.81	Pk	34.8	-20.2	0	60.41	-	-	68.2	-7.79	7	327	H

* - indicates frequency in CFR15.205/IC8.10 RSS-Restricted Band

Pk - Peak detector

RMS - RMS detection

This report shall not be reproduced except in full, without the written approval of UL Verification Services Inc. .

LOW CHANNEL RESTRICTED, VERTICAL

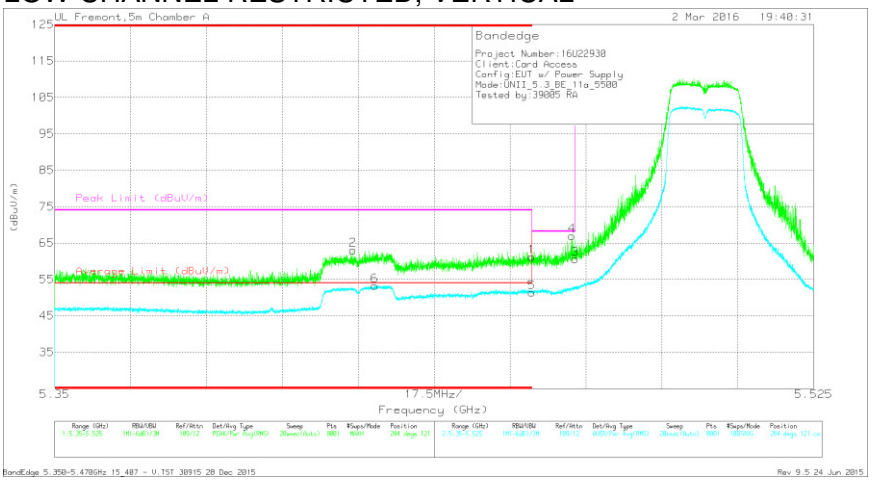

Trace Markersk

Marker	Frequency (GHz)	Meter Reading (dBuV)	Det	AF T346 (db/m)	Amp/Cbl/Flt r/Pad (dB)	DC Corr (dB)	Corrected Reading (dBuV/m)	Average Limit (dBuV/m)	Margin (dB)	Peak Limit (dBuV/m)	PK Margin (dB)	Azimuth (Degs)	Height (cm)	Polarity
2	* 5.419	48.62	Pk	34.8	-20.4	0	63.02	-	-	74	-10.98	284	121	V
6	* 5.424	38.68	RMS	34.8	-20.3	.14	53.32	54	-.68	-	-	284	121	V
1	* 5.46	46.86	Pk	34.8	-20.4	0	61.26	-	-	74	-12.74	284	121	V
5	* 5.46	36.87	RMS	34.8	-20.4	.14	51.41	54	-2.59	-	-	284	121	V
4	5.469	52.39	Pk	34.8	-20.2	0	66.99	-	-	68.2	-1.21	284	121	V
3	5.47	46.05	Pk	34.8	-20.2	0	60.65	-	-	68.2	-7.55	284	121	V

* - indicates frequency in CFR15.205/IC8.10 RSS-Restricted Band

Pk - Peak detector

RMS - RMS detection

This report shall not be reproduced except in full, without the written approval of UL Verification Services Inc. .

RESTRICTED BANDEDGE (CHANNEL 104)

CHANNEL 104 RESTRICTED, HORIZONTAL

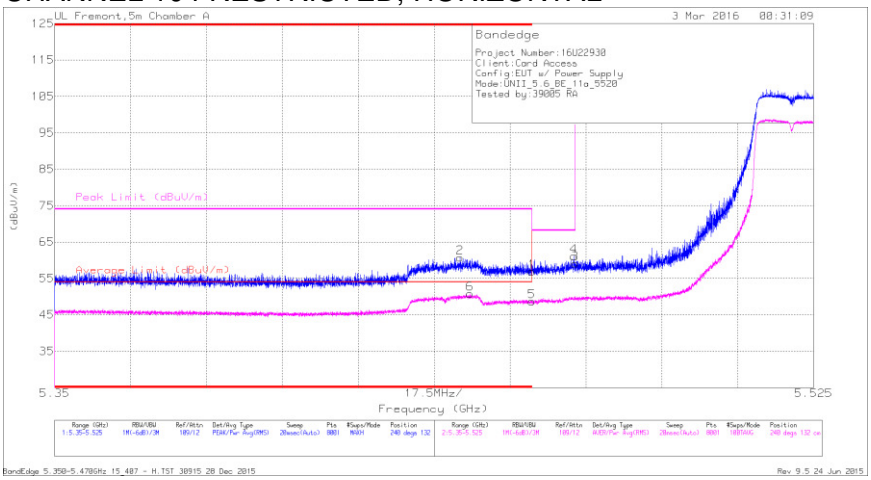

Trace Markers

Marker	Frequency (GHz)	Meter Reading (dBuV)	Det	AF T346 (db/m)	Amp/Cbl/Flt r/Pad (dB)	DC Corr (dB)	Corrected Reading (dBuV/m)	Average Limit (dBuV/m)	Margin (dB)	Peak Limit (dBuV/m)	PK Margin (dB)	Azimuth (Degs)	Height (cm)	Polarity
2	* 5.444	46.27	Pk	34.8	-20.3	0	60.77	-	-	74	-13.23	240	132	H
6	* 5.446	36.14	RMS	34.8	-20.3	.14	50.78	54	-3.22	-	-	240	132	H
1	* 5.46	42.52	Pk	34.8	-20.4	0	56.92	-	-	74	-17.08	240	132	H
5	* 5.46	34.15	RMS	34.8	-20.4	.14	48.69	54	-5.31	-	-	240	132	H
3	5.47	44.5	Pk	34.8	-20.2	0	59.1	-	-	68.2	-9.1	240	132	H
4	5.47	46.51	Pk	34.8	-20.2	0	61.11	-	-	68.2	-7.09	240	132	H

* - indicates frequency in CFR15.205/IC8.10 RSS-Restricted Band

Pk - Peak detector

RMS - RMS detection

This report shall not be reproduced except in full, without the written approval of UL Verification Services Inc. .

CHANNEL 104 RESTRICTED, VERTICAL

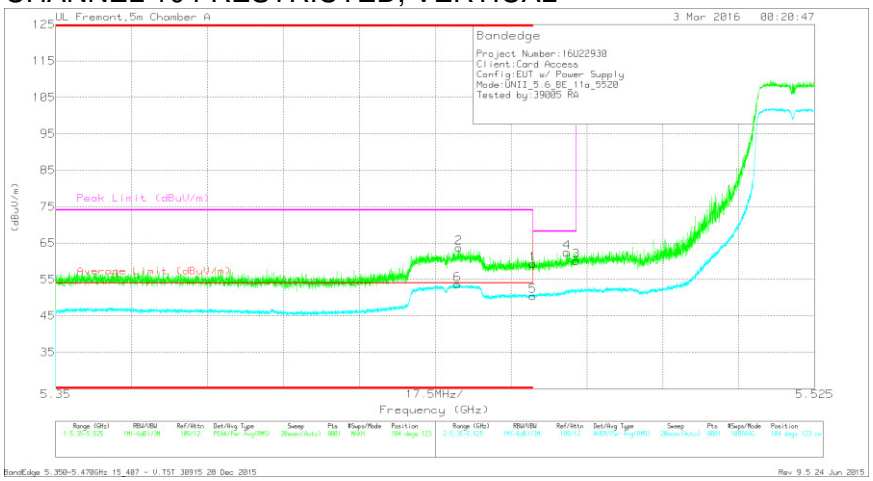

Trace Markers

Marker	Frequency (GHz)	Meter Reading (dBuV)	Det	AF T346 (db/m)	Amp/Cbl/Flt r/Pad (dB)	DC Corr (dB)	Corrected Reading (dBuV/m)	Average Limit (dBuV/m)	Margin (dB)	Peak Limit (dBuV/m)	PK Margin (dB)	Azimuth (Degs)	Height (cm)	Polarity
2	* 5.443	49.23	Pk	34.8	-20.3	0	63.73	-	-	74	-10.27	104	123	V
6	* 5.443	38.98	RMS	34.8	-20.3	.14	53.62	54	-.38	-	-	104	123	V
1	* 5.46	44.83	Pk	34.8	-20.4	0	59.23	-	-	74	-14.77	104	123	V
5	* 5.46	35.91	RMS	34.8	-20.4	.14	50.45	54	-3.55	-	-	104	123	V
4	5.468	47.8	Pk	34.8	-20.2	0	62.4	-	-	68.2	-5.8	104	123	V
3	5.47	45.45	Pk	34.8	-20.2	0	60.05	-	-	68.2	-8.15	104	123	V

* - indicates frequency in CFR15.205/IC8.10 RSS-Restricted Band

Pk - Peak detector

RMS - RMS detection

This report shall not be reproduced except in full, without the written approval of UL Verification Services Inc. .

RESTRICTED BANDEDGE (CHANNEL 108)

CHANNEL 108 RESTRICTED, HORIZONTAL

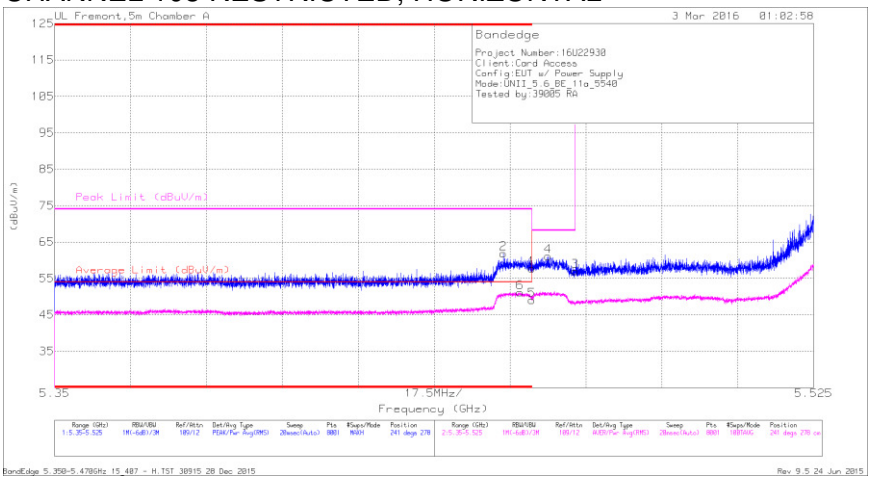

Trace Markers

Marker	Frequency (GHz)	Meter Reading (dBuV)	Det	AF T346 (db/m)	Amp/Cbl/Flt r/Pad (dB)	DC Corr (dB)	Corrected Reading (dBuV/m)	Average Limit (dBuV/m)	Margin (dB)	Peak Limit (dBuV/m)	PK Margin (dB)	Azimuth (Degs)	Height (cm)	Polarity
2	* 5.453	47.38	Pk	34.8	-20.3	0	61.88	-	-	74	-12.12	241	278	H
6	* 5.457	36.62	RMS	34.8	-20.4	.14	51.16	54	-2.84	-	-	241	278	H
1	* 5.46	43.39	Pk	34.8	-20.4	0	57.79	-	-	74	-16.21	241	278	H
5	* 5.46	34.51	RMS	34.8	-20.4	.14	49.05	54	-4.95	-	-	241	278	H
4	5.464	46.57	Pk	34.8	-20.3	0	61.07	-	-	68.2	-7.13	241	278	H
3	5.47	42.37	Pk	34.8	-20.2	0	56.97	-	-	68.2	-11.23	241	278	H

* - indicates frequency in CFR15.205/IC8.10 RSS-Restricted Band

Pk - Peak detector

RMS - RMS detection

This report shall not be reproduced except in full, without the written approval of UL Verification Services Inc. .

CHANNEL 108 RESTRICTED, VERTICAL

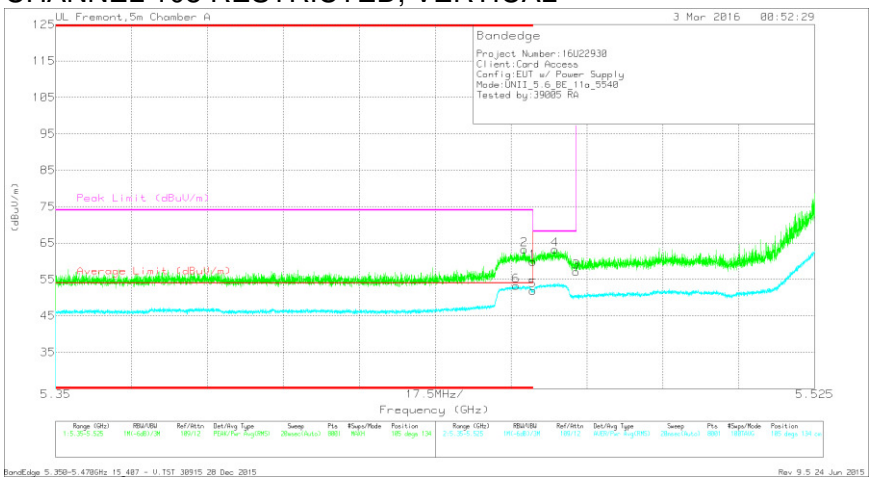

Trace Markers

Marker	Frequency (GHz)	Meter Reading (dBuV)	Det	AF T346 (db/m)	Amp/Cbl/Flt r/Pad (dB)	DC Corr (dB)	Corrected Reading (dBuV/m)	Average Limit (dBuV/m)	Margin (dB)	Peak Limit (dBuV/m)	PK Margin (dB)	Azimuth (Degs)	Height (cm)	Polarity
6	* 5.456	38.69	RMS	34.8	-20.4	.14	53.23	54	-.77	-	-	105	134	V
2	* 5.458	48.77	Pk	34.8	-20.4	0	63.17	-	-	74	-10.83	105	134	V
1	* 5.46	45.46	Pk	34.8	-20.4	0	59.86	-	-	74	-14.14	105	134	V
5	* 5.46	37.32	RMS	34.8	-20.4	.14	51.86	54	-2.14	-	-	105	134	V
4	5.465	48.67	Pk	34.8	-20.3	0	63.17	-	-	68.2	-5.03	105	134	V
3	5.47	42.52	Pk	34.8	-20.2	0	57.12	-	-	68.2	-11.08	105	134	V

* - indicates frequency in CFR15.205/IC8.10 RSS-Restricted Band

Pk - Peak detector

RMS - RMS detection

This report shall not be reproduced except in full, without the written approval of UL Verification Services Inc. .

RESTRICTED BANDEDGE (CHANNEL 112)

CHANNEL 112 RESTRICTED, HORIZONTAL

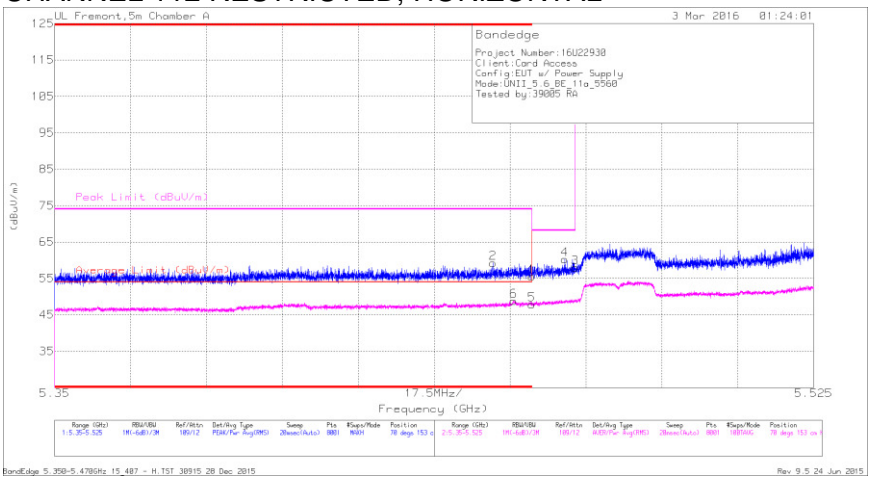

Trace Markers

Marker	Frequency (GHz)	Meter Reading (dBuV)	Det	AF T346 (db/m)	Amp/Cbl/Flt r/Pad (dB)	DC Corr (dB)	Corrected Reading (dBuV/m)	Average Limit (dBuV/m)	Margin (dB)	Peak Limit (dBuV/m)	PK Margin (dB)	Azimuth (Degs)	Height (cm)	Polarity
2	* 5.451	44.78	Pk	34.8	-20.3	0	59.28	-	-	74	-14.72	70	153	H
6	* 5.456	34.31	RMS	34.8	-20.4	.14	48.85	54	-5.15	-	-	70	153	H
1	* 5.46	41.09	Pk	34.8	-20.4	0	55.49	-	-	74	-18.51	70	153	H
5	* 5.46	33.26	RMS	34.8	-20.4	.14	47.8	54	-6.2	-	-	70	153	H
4	5.468	45.65	Pk	34.8	-20.2	0	60.25	-	-	68.2	-7.95	70	153	H
3	5.47	43.39	Pk	34.8	-20.2	0	57.99	-	-	68.2	-10.21	70	153	H

* - indicates frequency in CFR15.205/IC8.10 RSS-Restricted Band

Pk - Peak detector

RMS - RMS detection

This report shall not be reproduced except in full, without the written approval of UL Verification Services Inc. .

CHANNEL 112 RESTRICTED, VERTICAL

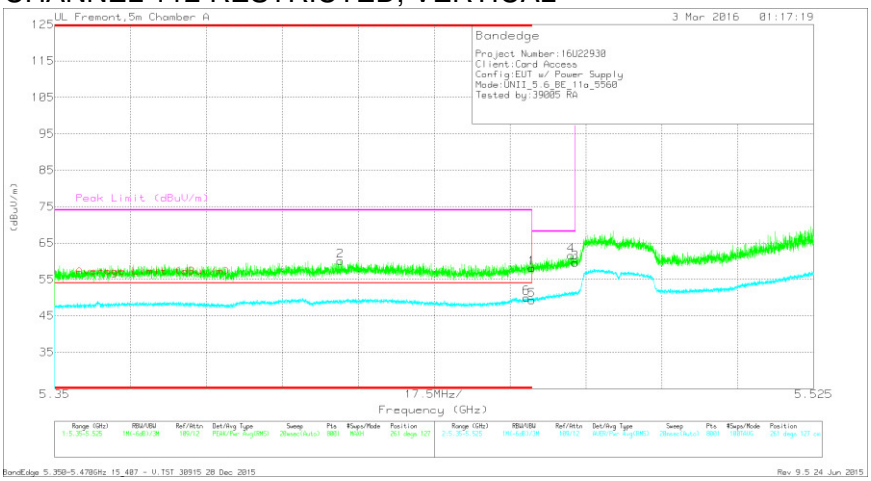

Trace Markers

Marker	Frequency (GHz)	Meter Reading (dBuV)	Det	AF T346 (db/m)	Amp/Cbl/Flt r/Pad (dB)	DC Corr (dB)	Corrected Reading (dBuV/m)	Average Limit (dBuV/m)	Margin (dB)	Peak Limit (dBuV/m)	PK Margin (dB)	Azimuth (Degs)	Height (cm)	Polarity
2	* 5.416	45.67	Pk	34.8	-20.4	0	60.07	-	-	74	-13.93	261	127	V
6	* 5.459	35.44	RMS	34.8	-20.4	.14	49.98	54	-4.02	-	-	261	127	V
1	* 5.46	43.7	Pk	34.8	-20.4	0	58.1	-	-	74	-15.9	261	127	V
5	* 5.46	34.71	RMS	34.8	-20.4	.14	49.25	54	-4.75	-	-	261	127	V
4	5.469	47.02	Pk	34.8	-20.2	0	61.62	-	-	68.2	-6.58	261	127	V
3	5.47	44.97	Pk	34.8	-20.2	0	59.57	-	-	68.2	-8.63	261	127	V

* - indicates frequency in CFR15.205/IC8.10 RSS-Restricted Band

Pk - Peak detector

RMS - RMS detection

This report shall not be reproduced except in full, without the written approval of UL Verification Services Inc. .

AUTHORIZED BANDEDGE (CHANNEL 136)

CHANNEL 136 RESTRICTED, HORIZONTAL

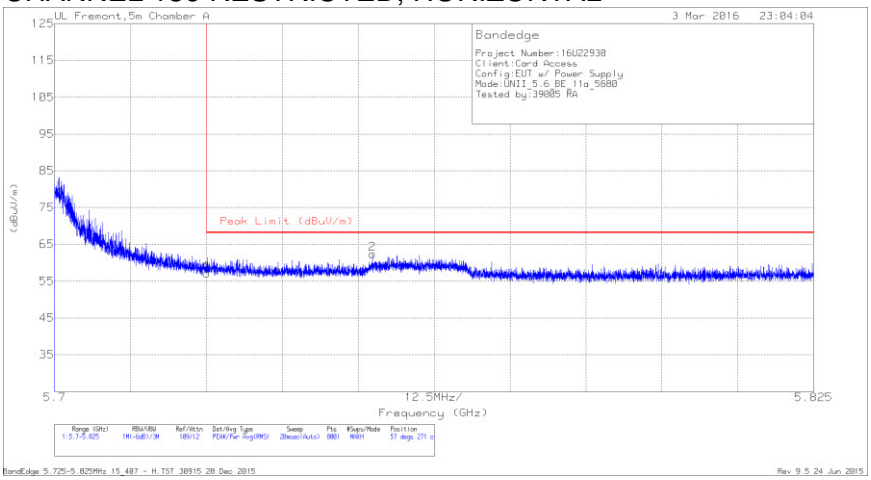

Trace Markers

Marker	Frequency (GHz)	Meter Reading (dBuV)	Det	AF T346 (db/m)	Amp/Cbl/Flt r/Pad (dB)	Corrected Reading (dBuV/m)	Peak Limit (dBuV/m)	PK Margin (dB)	Azimuth (Degs)	Height (cm)	Polarity
1	5.725	42.37	Pk	34.9	-20.1	57.17	68.2	-11.03	57	271	H
2	5.752	47.43	Pk	34.9	-19.9	62.43	68.2	-5.77	57	271	H

* - indicates frequency in CFR15.205/IC8.10 RSS-Restricted Band

Pk - Peak detector

This report shall not be reproduced except in full, without the written approval of UL Verification Services Inc. .

CHANNEL 136 RESTRICTED, VERTICAL

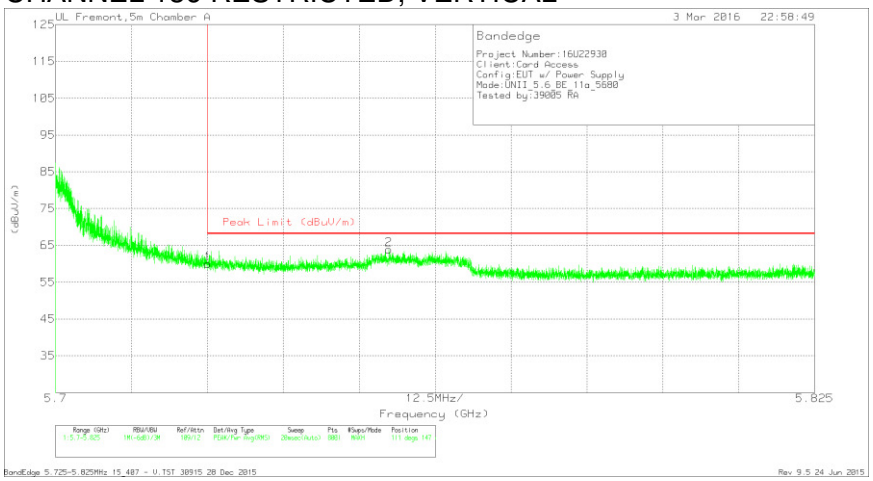

Trace Markers

Marker	Frequency (GHz)	Meter Reading (dBuV)	Det	AF T346 (db/m)	Amp/Cbl/Flt r/Pad (dB)	Corrected Reading (dBuV/m)	Peak Limit (dBuV/m)	PK Margin (dB)	Azimuth (Degs)	Height (cm)	Polarity
1	5.725	45.17	Pk	34.9	-20.1	59.97	68.2	-8.23	111	147	V
2	5.755	48.86	Pk	34.9	-19.9	63.86	68.2	-4.34	111	147	V

* - indicates frequency in CFR15.205/IC8.10 RSS-Restricted Band

Pk - Peak detector

This report shall not be reproduced except in full, without the written approval of UL Verification Services Inc. .

AUTHORIZED BANDEDGE (HIGH CHANNEL)

HIGH CHANNEL BANDEDGE, HORIZONTAL

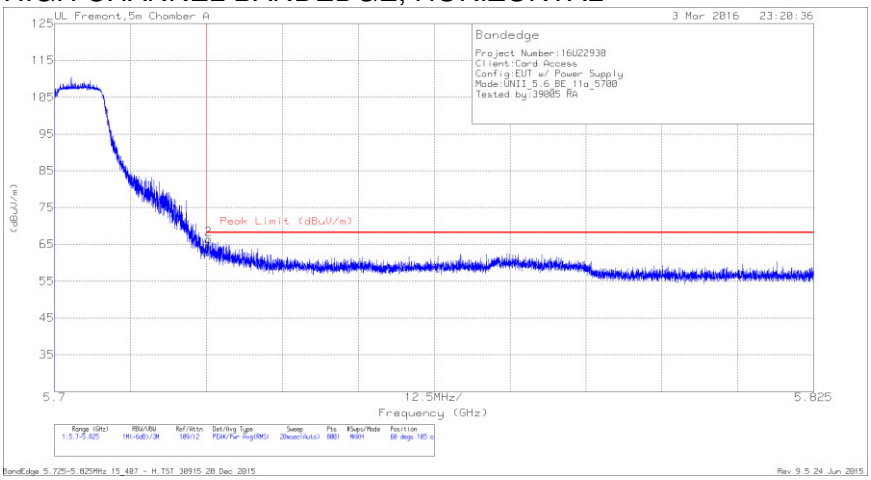

Trace Markers

Marker	Frequency (GHz)	Meter Reading (dBuV)	Det	AF T346 (db/m)	Amp/Cbl/Flt r/Pad (dB)	Corrected Reading (dBuV/m)	Peak Limit (dBuV/m)	PK Margin (dB)	Azimuth (Degs)	Height (cm)	Polarity
1	5.725	48.12	Pk	34.9	-20.1	62.92	68.2	-5.28	60	105	H
2	5.725	51.64	Pk	34.9	-20.1	66.44	68.2	-1.76	60	105	H

Pk - Peak detector

This report shall not be reproduced except in full, without the written approval of UL Verification Services Inc. .

HIGH CHANNEL BANDEDGE, VERTICAL

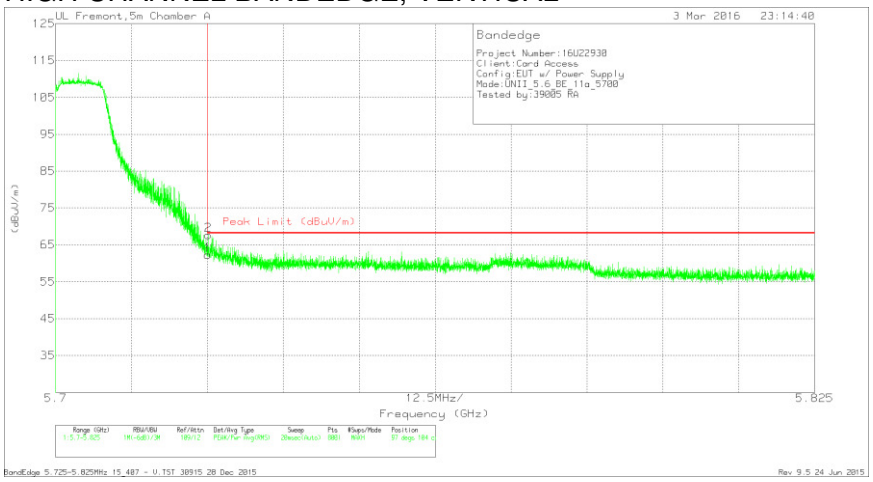

Trace Markers

Marker	Frequency (GHz)	Meter Reading (dBuV)	Det	AF T346 (db/m)	Amp/Cbl/Flt r/Pad (dB)	Corrected Reading (dBuV/m)	Peak Limit (dBuV/m)	PK Margin (dB)	Azimuth (Degs)	Height (cm)	Polarity
1	5.725	47.51	Pk	34.9	-20.1	62.31	68.2	-5.89	97	104	V
2	5.725	52.91	Pk	34.9	-20.1	67.71	68.2	-.49	97	104	V

Pk - Peak detector

This report shall not be reproduced except in full, without the written approval of UL Verification Services Inc. .

HARMONICS AND SPURIOUS EMISSIONS

LOW CHANNEL HORIZONTAL PLOT

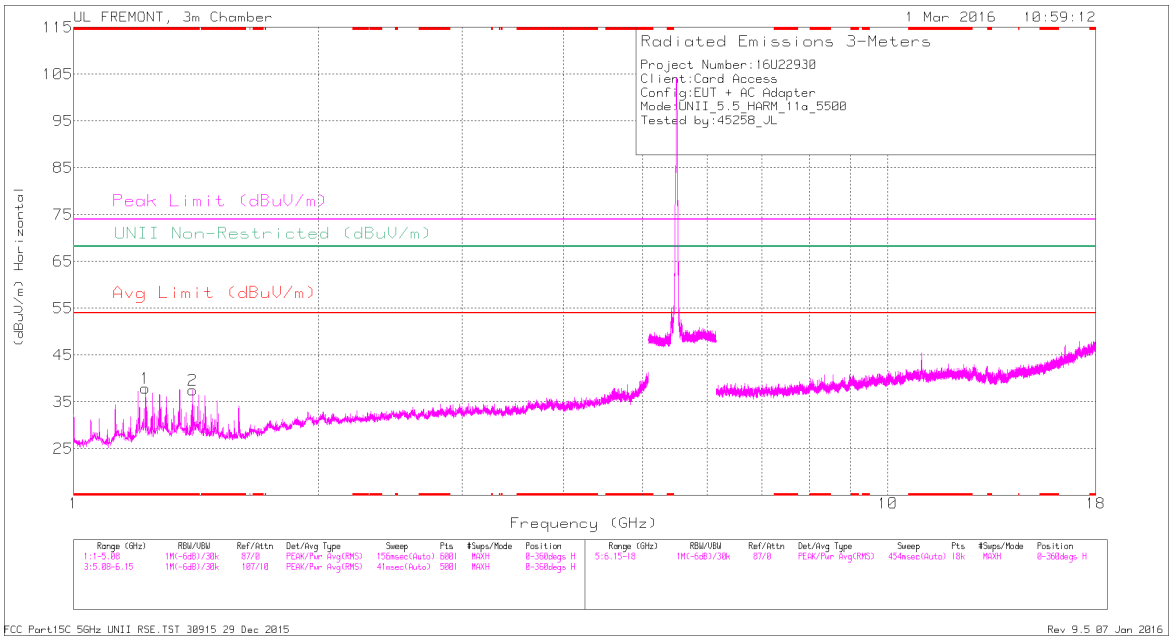

LOW CHANNEL VERTICAL PLOT

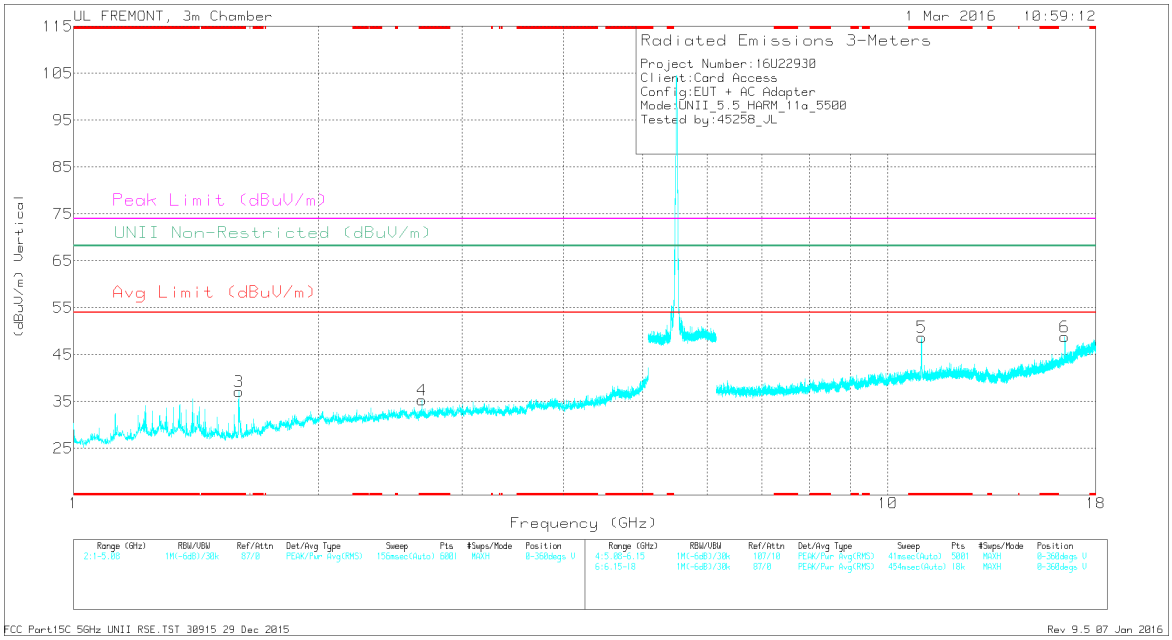

Note: Emission was scanned up to 40GHz; No emissions were detected above the noise floor which was at least 20dB below the specification limit.

This report shall not be reproduced except in full, without the written approval of UL Verification Services Inc. .

DATA

Trace Markers

Marker	Frequency (GHz)	Meter Reading (dBuV)	Det	AF T119 (dB/m)	Amp/Cbl/Fltr/Pad (dB)	DC Corr (dB)	Corrected Reading (dBuV/m)	Avg Limit (dBuV/m)	Margin (dB)	Peak Limit (dBuV/m)	PK Margin (dB)	UNII Non-Restricted (dBuV/m)	PK Margin (dB)	Azimuth (Degs)	Height (cm)	Polarity
1	* 1.225	41.31	Pk	29.2	-32.6	0	37.91	-	-	74	-36.09	-	-	0-360	100	H
2	* 1.4	41.27	Pk	28.6	-32.3	0	37.57	-	-	74	-36.43	-	-	0-360	200	H
3	* 1.596	41.81	Pk	28	-32.7	0	37.11	-	-	74	-36.89	-	-	0-360	100	V
4	* 2.678	34.38	Pk	32.3	-31.4	0	35.28	-	-	74	-38.72	-	-	0-360	100	V
5	* 11	33.55	Pk	37.9	-22.7	0	48.75	-	-	74	-25.25	-	-	0-360	100	V
6	16.493	28.77	Pk	40.9	-20.9	0	48.77	-	-	-	-	68.2	-19.43	0-360	100	V

* - indicates frequency in CFR15.205/IC8.10 RSS-Restricted Band

Pk - Peak detector

Radiated Emissions

Frequency (GHz)	Meter Reading (dBuV)	Det	AF T119 (dB/m)	Amp/Cbl/Fltr/Pad (dB)	DC Corr (dB)	Corrected Reading (dBuV/m)	Avg Limit (dBuV/m)	Margin (dB)	Peak Limit (dBuV/m)	PK Margin (dB)	UNII Non-Restricted (dBuV/m)	PK Margin (dB)	Azimuth (Degs)	Height (cm)	Polarity
* 1.225	46.97	PK-U	29.2	-32.6	0	43.57	-	-	74	-30.43	-	-	301	101	H
* 1.225	40.62	ADR	29.2	-32.6	.14	37.36	54	-16.64	-	-	-	-	301	101	H
* 1.4	46.64	PK-U	28.6	-32.3	0	42.94	-	-	74	-31.06	-	-	256	257	H
* 1.4	41.06	ADR	28.6	-32.3	.14	37.5	54	-16.5	-	-	-	-	256	257	H
* 1.596	56.08	PK-U	28	-32.7	0	51.38	-	-	74	-22.62	-	-	231	340	V
* 1.596	30.66	ADR	28	-32.7	.14	26.1	54	-27.9	-	-	-	-	231	340	V
* 2.679	38.94	PK-U	32.3	-31.4	0	39.84	-	-	74	-34.16	-	-	319	360	V
* 2.676	27.24	ADR	32.3	-31.5	.14	28.18	54	-25.82	-	-	-	-	319	360	V
* 10.999	43.89	PK-U	37.9	-22.7	0	59.09	-	-	74	-14.91	-	-	167	287	V
* 10.998	31.93	ADR	37.9	-22.8	.14	47.17	54	-6.83	-	-	-	-	167	287	V
16.493	37.23	PK-U	40.9	-20.9	0	57.23	-	-	-	-	68.2	-10.97	159	100	V

* - indicates frequency in CFR15.205/IC8.10 RSS-Restricted Band

PK-U - U-NII: Maximum Peak

ADR - U-NII AD primary method, RMS average

This report shall not be reproduced except in full, without the written approval of UL Verification Services Inc. .

MID CHANNEL HORIZONTAL PLOT

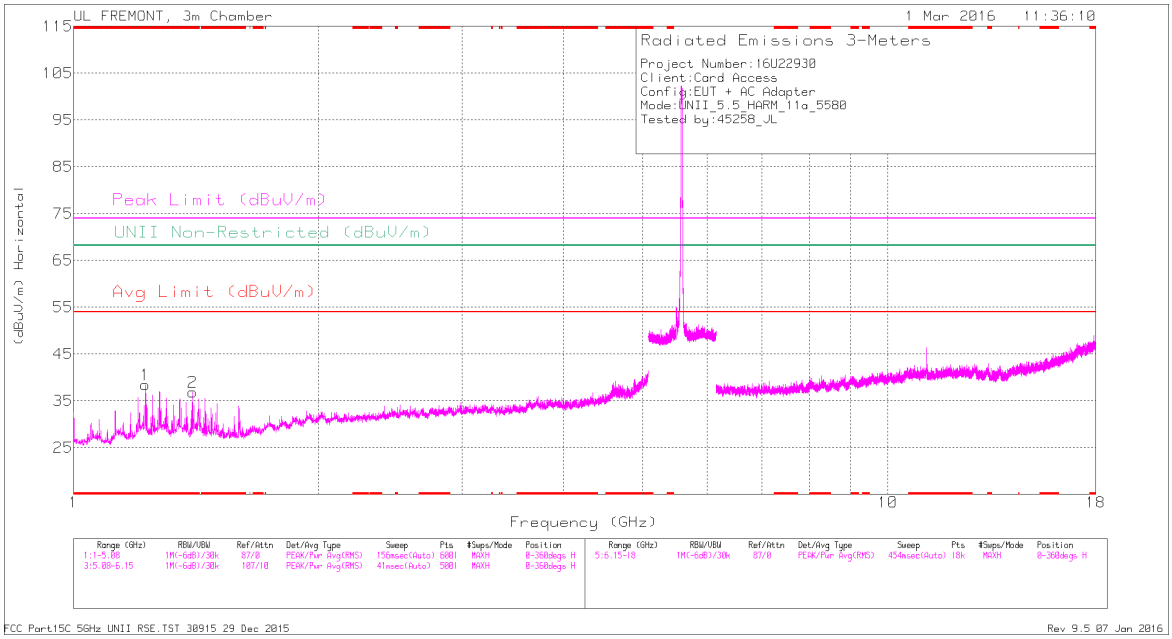

MID CHANNEL VERTICAL PLOT

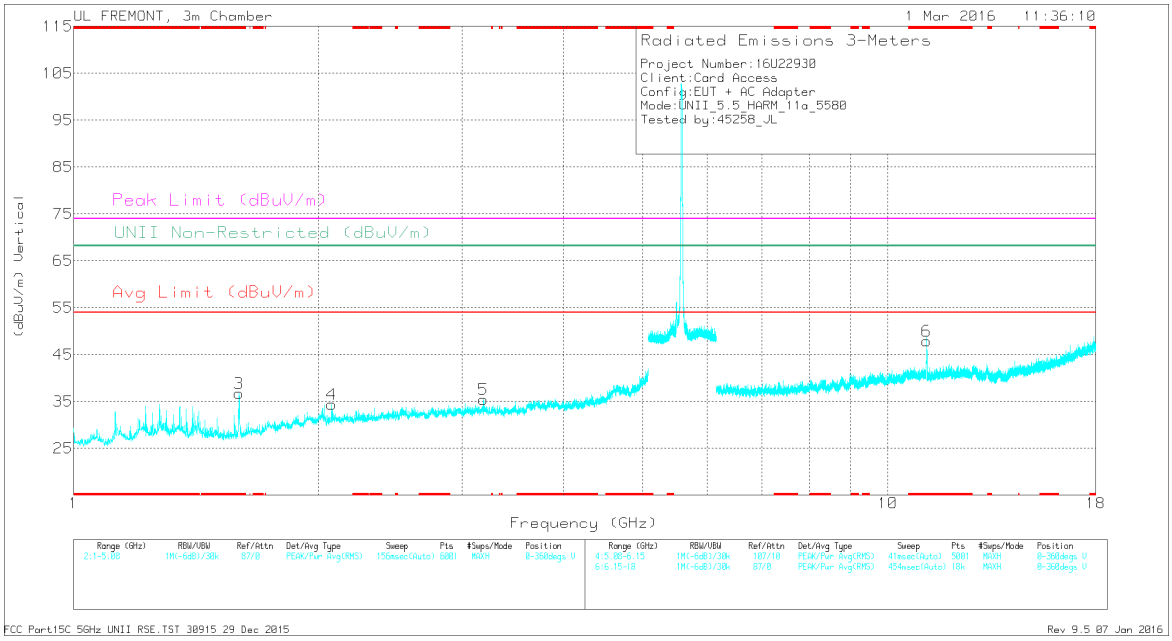

Note: Emission was scanned up to 40GHz; No emissions were detected above the noise floor which was at least 20dB below the specification limit.

This report shall not be reproduced except in full, without the written approval of UL Verification Services Inc. .

DATA

Trace Markers

Marker	Frequency (GHz)	Meter Reading (dBuV)	Det	AF T119 (dB/m)	Amp/Cbl/Fltr/Pad (dB)	DC Corr (dB)	Corrected Reading (dBuV/m)	Avg Limit (dBuV/m)	Margin (dB)	Peak Limit (dBuV/m)	PK Margin (dB)	UNII Non-Restricted (dBuV/m)	PK Margin (dB)	Azimuth (Degs)	Height (cm)	Polarity
1	* 1.225	41.81	Pk	29.2	-32.6	0	38.41	-	-	74	-35.59	-	-	0-360	200	H
2	* 1.4	40.54	Pk	28.6	-32.3	0	36.84	-	-	74	-37.16	-	-	0-360	200	H
3	* 1.595	41.39	Pk	28	-32.7	0	36.69	-	-	74	-37.31	-	-	0-360	200	V
6	* 11.158	33.31	Pk	37.9	-23.3	0	47.91	-	-	74	-26.09	-	-	0-360	100	V
4	2.074	34.79	Pk	31.5	-31.9	0	34.39	-	-	-	-	68.2	-33.81	0-360	100	V
5	3.188	33.2	Pk	32.6	-30.3	0	35.5	-	-	-	-	68.2	-32.7	0-360	100	V

* - indicates frequency in CFR15.205/IC8.10 RSS-Restricted Band

Pk - Peak detector

Radiated Emissions

Frequency (GHz)	Meter Reading (dBuV)	Det	AF T119 (dB/m)	Amp/Cbl/Fltr/Pad (dB)	DC Corr (dB)	Corrected Reading (dBuV/m)	Avg Limit (dBuV/m)	Margin (dB)	Peak Limit (dBuV/m)	PK Margin (dB)	UNII Non-Restricted (dBuV/m)	PK Margin (dB)	Azimuth (Degs)	Height (cm)	Polarity
* 1.225	46.96	PK-U	29.2	-32.6	0	43.56	-	-	74	-30.44	-	-	301	102	H
* 1.225	41.44	ADR	29.2	-32.6	.14	38.18	54	-15.82	-	-	-	-	301	102	H
* 1.4	44.89	PK-U	28.6	-32.3	0	41.19	-	-	74	-32.81	-	-	252	251	H
* 1.4	39.18	ADR	28.6	-32.3	.14	35.62	54	-18.38	-	-	-	-	252	251	H
* 1.596	54.27	PK-U	28	-32.7	0	49.57	-	-	74	-24.43	-	-	235	343	V
* 1.594	32.87	ADR	28	-32.7	.14	28.31	54	-25.69	-	-	-	-	235	343	V
* 11.162	44.74	PK-U	37.9	-23.3	0	59.34	-	-	74	-14.66	-	-	167	288	V
* 11.161	33.58	ADR	37.9	-23.3	.14	48.32	54	-5.68	-	-	-	-	167	288	V
2.076	40.01	PK-U	31.5	-32	0	39.51	-	-	-	-	68.2	-28.69	293	301	V
3.189	38.39	PK-U	32.6	-30.3	0	40.69	-	-	-	-	68.2	-27.51	151	286	V

* - indicates frequency in CFR15.205/IC8.10 RSS-Restricted Band

PK-U - U-NII: Maximum Peak

ADR - U-NII AD primary method, RMS average

This report shall not be reproduced except in full, without the written approval of UL Verification Services Inc. .

HIGH CHANNEL HORIZONTAL PLOT

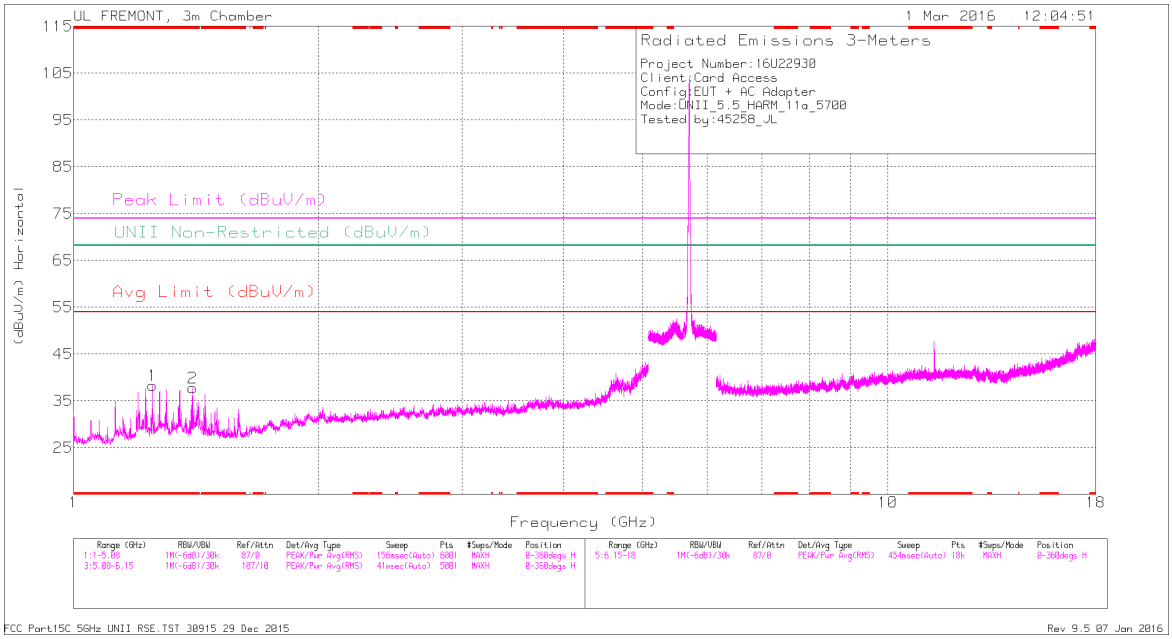

HIGH CHANNEL VERTICAL PLOT

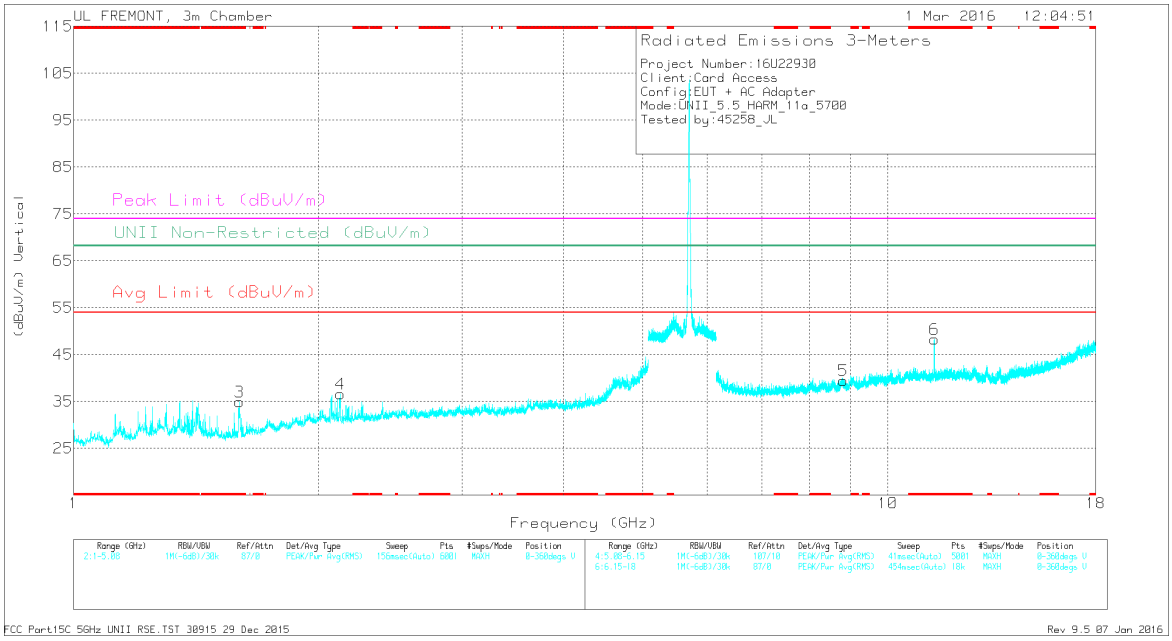

Note: Emission was scanned up to 40GHz; No emissions were detected above the noise floor which was at least 20dB below the specification limit.

This report shall not be reproduced except in full, without the written approval of UL Verification Services Inc. .

DATA

Trace Markers

Marker	Frequency (GHz)	Meter Reading (dBuV)	Det	AF T119 (dB/m)	Amp/Cbl/Fltr/Pad (dB)	DC Corr (dB)	Corrected Reading (dBuV/m)	Avg Limit (dBuV/m)	Margin (dB)	Peak Limit (dBuV/m)	PK Margin (dB)	UNII Non-Restricted (dBuV/m)	PK Margin (dB)	Azimuth (Degs)	Height (cm)	Polarity
1	* 1.25	41.65	Pk	29.4	-32.8	0	38.25	-	-	74	-35.75	-	-	0-360	100	H
2	* 1.4	41.45	Pk	28.6	-32.3	0	37.75	-	-	74	-36.25	-	-	0-360	200	H
3	* 1.598	39.68	Pk	28	-32.7	0	34.98	-	-	74	-39.02	-	-	0-360	100	V
6	* 11.411	33.53	Pk	38.2	-23.4	0	48.33	-	-	74	-25.67	-	-	0-360	100	V
4	2.125	37.29	Pk	31.5	-32.2	0	36.59	-	-	-	-	68.2	-31.61	0-360	200	V
5	8.814	27.36	Pk	35.9	-23.8	0	39.46	-	-	-	-	68.2	-28.74	0-360	200	V

* - indicates frequency in CFR15.205/IC8.10 RSS-Restricted Band

Pk - Peak detector

Radiated Emissions

Frequency (GHz)	Meter Reading (dBuV)	Det	AF T119 (dB/m)	Amp/Cbl/Fltr/Pad (dB)	DC Corr (dB)	Corrected Reading (dBuV/m)	Avg Limit (dBuV/m)	Margin (dB)	Peak Limit (dBuV/m)	PK Margin (dB)	UNII Non-Restricted (dBuV/m)	PK Margin (dB)	Azimuth (Degs)	Height (cm)	Polarity
* 1.25	45.44	PK-U	29.4	-32.8	0	42.04	-	-	74	-31.96	-	-	302	102	H
* 1.25	40.09	ADR	29.4	-32.8	.13	36.82	54	-17.18	-	-	-	-	302	102	H
* 1.4	45.25	PK-U	28.6	-32.3	0	41.55	-	-	74	-32.45	-	-	249	255	H
* 1.4	39.59	ADR	28.6	-32.3	.13	36.02	54	-17.98	-	-	-	-	249	255	H
* 1.597	55.69	PK-U	28	-32.7	0	50.99	-	-	74	-23.01	-	-	231	338	V
* 1.598	33.12	ADR	28	-32.7	.13	28.55	54	-25.45	-	-	-	-	231	338	V
* 11.409	44.59	PK-U	38.2	-23.3	0	59.49	-	-	74	-14.51	-	-	170	285	V
* 11.409	32.33	ADR	38.2	-23.3	.13	47.36	54	-6.64	-	-	-	-	170	285	V
2.124	39.28	PK-U	31.5	-32.2	0	38.58	-	-	-	-	68.2	-29.62	80	301	V
8.815	33.4	PK-U	35.9	-23.8	0	45.5	-	-	-	-	68.2	-22.7	197	221	V

* - indicates frequency in CFR15.205/IC8.10 RSS-Restricted Band

PK-U - U-NII: Maximum Peak

ADR - U-NII AD primary method, RMS average

This report shall not be reproduced except in full, without the written approval of UL Verification Services Inc. .

10.10. TX ABOVE 1 GHz 802.11n HT20 MODE IN THE 5.6 GHz BAND

RESTRICTED BANDEDGE (LOW CHANNEL)

LOW CHANNEL RESTRICTED, HORIZONTAL

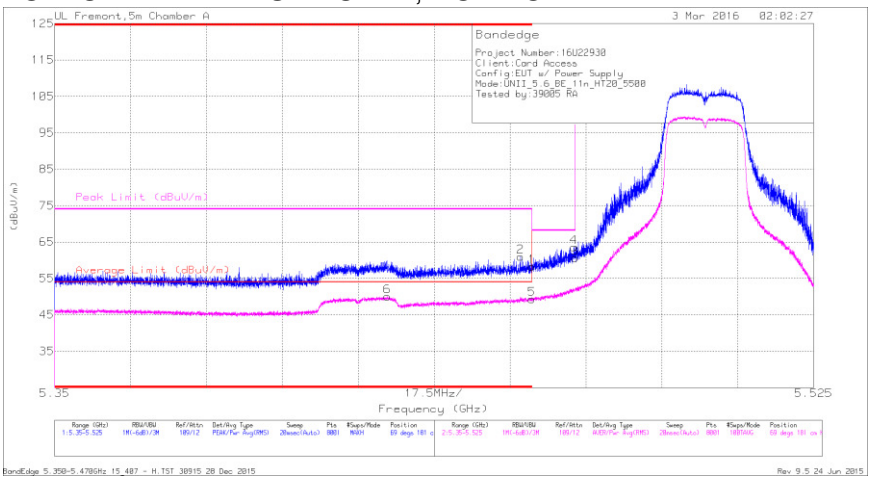

Trace Markers

Marker	Frequency (GHz)	Meter Reading (dBuV)	Det	AF T346 (db/m)	Amp/Cbl/Flt r/Pad (dB)	DC Corr (dB)	Corrected Reading (dBuV/m)	Average Limit (dBuV/m)	Margin (dB)	Peak Limit (dBuV/m)	PK Margin (dB)	Azimuth (Degs)	Height (cm)	Polarity
6	* 5.427	35.42	RMS	34.8	-20.3	.15	50.07	54	-3.93	-	-	69	181	H
2	* 5.457	46.56	Pk	34.8	-20.4	0	60.96	-	-	74	-13.04	69	181	H
1	* 5.46	43.79	Pk	34.8	-20.4	0	58.19	-	-	74	-15.81	69	181	H
5	* 5.46	34.76	RMS	34.8	-20.4	.15	49.31	54	-4.69	-	-	69	181	H
3	5.47	45.99	Pk	34.8	-20.2	0	60.59	-	-	68.2	-7.61	69	181	H
4	5.47	48.92	Pk	34.8	-20.2	0	63.52	-	-	68.2	-4.68	69	181	H

* - indicates frequency in CFR15.205/IC8.10 RSS-Restricted Band

Pk - Peak detector

RMS - RMS detection

This report shall not be reproduced except in full, without the written approval of UL Verification Services Inc. .

LOW CHANNEL RESTRICTED, VERTICAL

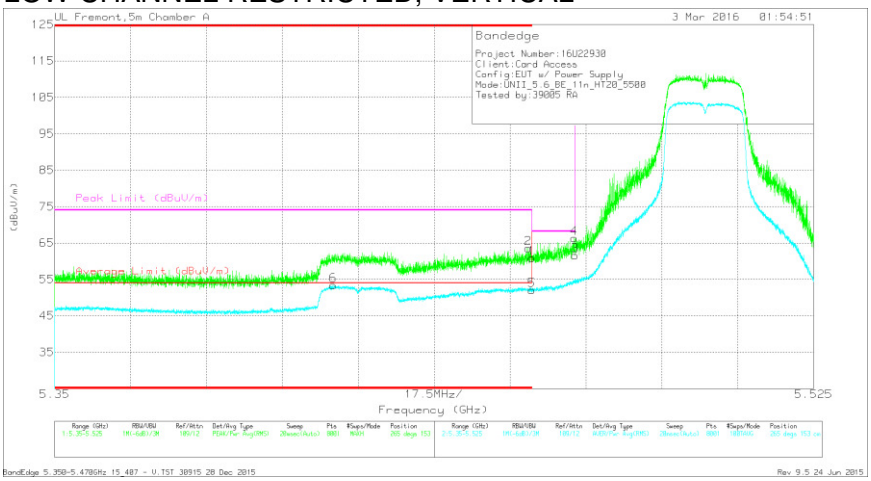

Trace Markers

Marker	Frequency (GHz)	Meter Reading (dBuV)	Det	AF T346 (db/m)	Amp/Cbl/Flt r/Pad (dB)	DC Corr (dB)	Corrected Reading (dBuV/m)	Average Limit (dBuV/m)	Margin (dB)	Peak Limit (dBuV/m)	PK Margin (dB)	Azimuth (Degs)	Height (cm)	Polarity
6	* 5.414	38.71	RMS	34.8	-20.3	.15	53.36	54	-.64	-	-	265	153	V
2	* 5.459	49.19	Pk	34.8	-20.4	0	63.59	-	-	74	-10.41	265	153	V
1	* 5.46	46.5	Pk	34.8	-20.4	0	60.9	-	-	74	-13.1	265	153	V
5	* 5.46	37.49	RMS	34.8	-20.4	.15	52.04	54	-1.96	-	-	265	153	V
3	5.47	46.99	Pk	34.8	-20.2	0	61.59	-	-	68.2	-6.61	265	153	V
4	5.47	51.71	Pk	34.8	-20.2	0	66.31	-	-	68.2	-1.89	265	153	V

* - indicates frequency in CFR15.205/IC8.10 RSS-Restricted Band

Pk - Peak detector

RMS - RMS detection

This report shall not be reproduced except in full, without the written approval of UL Verification Services Inc. .

RESTRICTED BANDEDGE (CHANNEL 104)

CHANNEL 104 RESTRICTED, HORIZONTAL

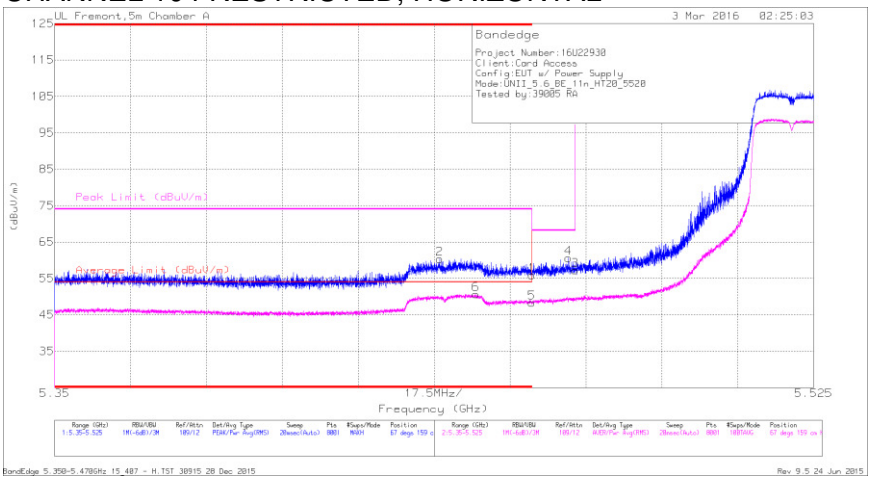

Trace Markers

Marker	Frequency (GHz)	Meter Reading (dBuV)	Det	AF T346 (db/m)	Amp/Cbl/Flt r/Pad (dB)	DC Corr (dB)	Corrected Reading (dBuV/m)	Average Limit (dBuV/m)	Margin (dB)	Peak Limit (dBuV/m)	PK Margin (dB)	Azimuth (Degs)	Height (cm)	Polarity
2	* 5.439	45.83	Pk	34.8	-20.3	0	60.33	-	-	74	-13.67	67	159	H
6	* 5.447	36.13	RMS	34.8	-20.4	.15	50.68	54	-3.32	-	-	67	159	H
1	* 5.46	41.46	Pk	34.8	-20.4	0	55.86	-	-	74	-18.14	67	159	H
5	* 5.46	33.72	RMS	34.8	-20.4	.15	48.27	54	-5.73	-	-	67	159	H
4	5.468	45.95	Pk	34.8	-20.2	0	60.55	-	-	68.2	-7.65	67	159	H
3	5.47	42.66	Pk	34.8	-20.2	0	57.26	-	-	68.2	-10.94	67	159	H

* - indicates frequency in CFR15.205/IC8.10 RSS-Restricted Band

Pk - Peak detector

RMS - RMS detection

This report shall not be reproduced except in full, without the written approval of UL Verification Services Inc. .

CHANNEL 104 RESTRICTED, VERTICAL

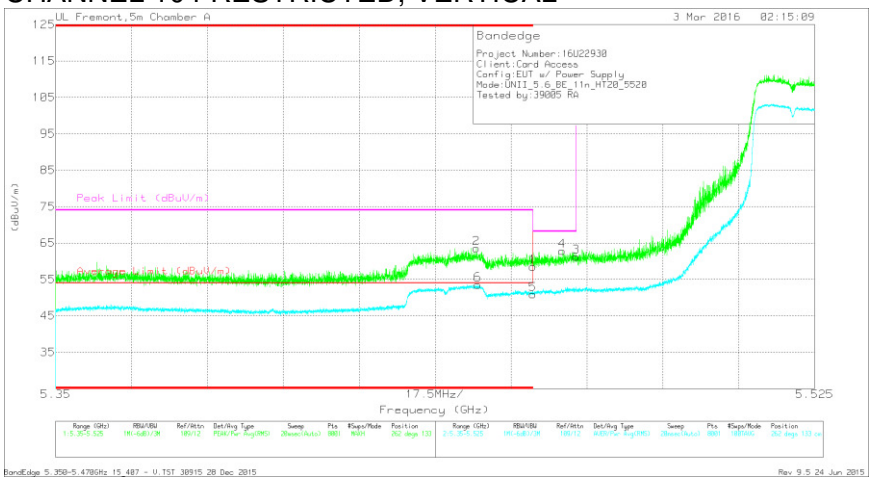

Trace Markers

Marker	Frequency (GHz)	Meter Reading (dBuV)	Det	AF T346 (db/m)	Amp/Cbl/Flt r/Pad (dB)	DC Corr (dB)	Corrected Reading (dBuV/m)	Average Limit (dBuV/m)	Margin (dB)	Peak Limit (dBuV/m)	PK Margin (dB)	Azimuth (Degs)	Height (cm)	Polarity
2	* 5.447	49.18	Pk	34.8	-20.4	0	63.58	-	-	74	-10.42	262	133	V
6	* 5.447	39.03	RMS	34.8	-20.4	.15	53.58	54	-.42	-	-	262	133	V
1	* 5.46	44.14	Pk	34.8	-20.4	0	58.54	-	-	74	-15.46	262	133	V
5	* 5.46	36.41	RMS	34.8	-20.4	.15	50.96	54	-3.04	-	-	262	133	V
4	5.467	48.35	Pk	34.8	-20.3	0	62.85	-	-	68.2	-5.35	262	133	V
3	5.47	46.66	Pk	34.8	-20.2	0	61.26	-	-	68.2	-6.94	262	133	V

* - indicates frequency in CFR15.205/IC8.10 RSS-Restricted Band

Pk - Peak detector

RMS - RMS detection

This report shall not be reproduced except in full, without the written approval of UL Verification Services Inc. .

RESTRICTED BANDEDGE (CHANNEL 108)

CHANNEL 108 RESTRICTED, HORIZONTAL

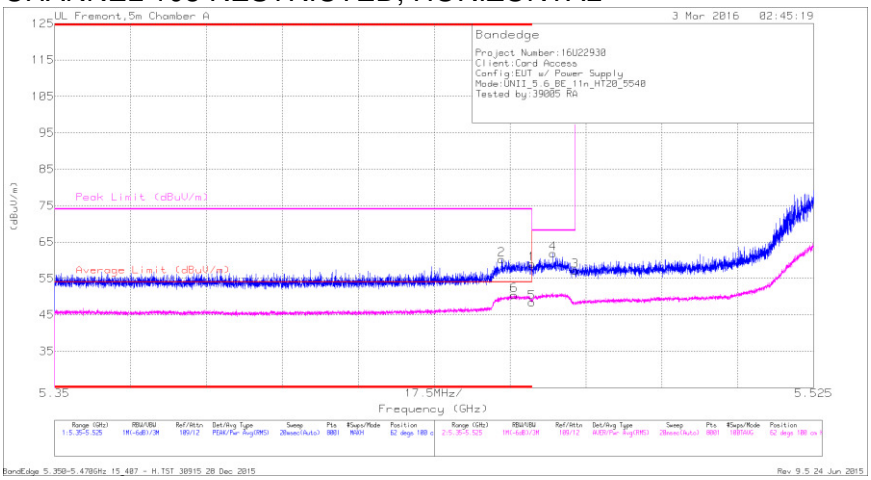

Trace Markers

Marker	Frequency (GHz)	Meter Reading (dBuV)	Det	AF T346 (db/m)	Amp/Cbl/Flt r/Pad (dB)	DC Corr (dB)	Corrected Reading (dBuV/m)	Average Limit (dBuV/m)	Margin (dB)	Peak Limit (dBuV/m)	PK Margin (dB)	Azimuth (Degs)	Height (cm)	Polarity
2	* 5.453	45.69	Pk	34.8	-20.3	0	60.19	-	-	74	-13.81	62	100	H
6	* 5.456	35.85	RMS	34.8	-20.4	.15	50.4	54	-3.6	-	-	62	100	H
1	* 5.46	44.57	Pk	34.8	-20.4	0	58.97	-	-	74	-15.03	62	100	H
5	* 5.46	33.83	RMS	34.8	-20.4	.15	48.38	54	-5.62	-	-	62	100	H
4	5.465	47.37	Pk	34.8	-20.3	0	61.87	-	-	68.2	-6.33	62	100	H
3	5.47	42.56	Pk	34.8	-20.2	0	57.16	-	-	68.2	-11.04	62	100	H

* - indicates frequency in CFR15.205/IC8.10 RSS-Restricted Band

Pk - Peak detector

RMS - RMS detection

This report shall not be reproduced except in full, without the written approval of UL Verification Services Inc. .

CHANNEL 108 RESTRICTED, VERTICAL

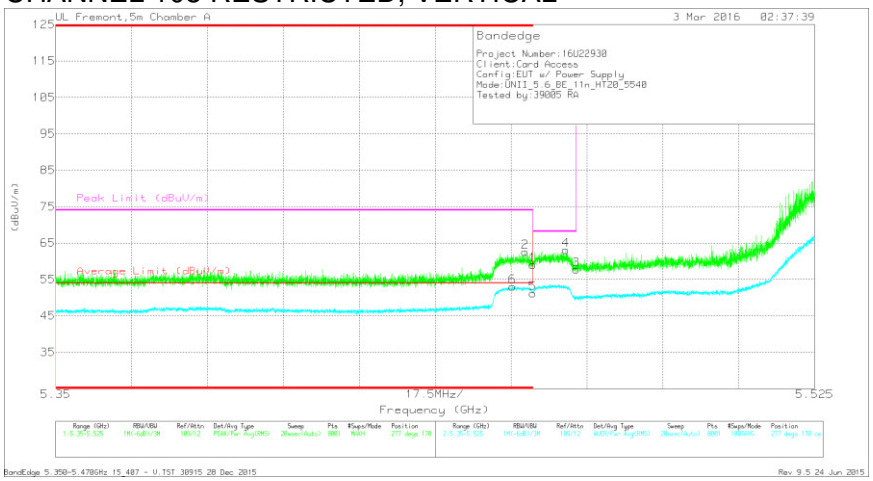

Trace Markers

Marker	Frequency (GHz)	Meter Reading (dBuV)	Det	AF T346 (db/m)	Amp/Cbl/Flt r/Pad (dB)	DC Corr (dB)	Corrected Reading (dBuV/m)	Average Limit (dBuV/m)	Margin (dB)	Peak Limit (dBuV/m)	PK Margin (dB)	Azimuth (Degs)	Height (cm)	Polarity
6	* 5.455	38.39	RMS	34.8	-20.3	.15	53.04	54	-.96	-	-	277	170	V
2	* 5.458	48.14	Pk	34.8	-20.4	0	62.54	-	-	74	-11.46	277	170	V
1	* 5.46	44.64	Pk	34.8	-20.4	0	59.04	-	-	74	-14.96	277	170	V
5	* 5.46	36.62	RMS	34.8	-20.4	.15	51.17	54	-2.83	-	-	277	170	V
4	5.468	48.44	Pk	34.8	-20.2	0	63.04	-	-	68.2	-5.16	277	170	V
3	5.47	43.12	Pk	34.8	-20.2	0	57.72	-	-	68.2	-10.48	277	170	V

* - indicates frequency in CFR15.205/IC8.10 RSS-Restricted Band

Pk - Peak detector

RMS - RMS detection

This report shall not be reproduced except in full, without the written approval of UL Verification Services Inc. .

RESTRICTED BANDEDGE (CHANNEL 112)

CHANNEL 112 RESTRICTED, HORIZONTAL

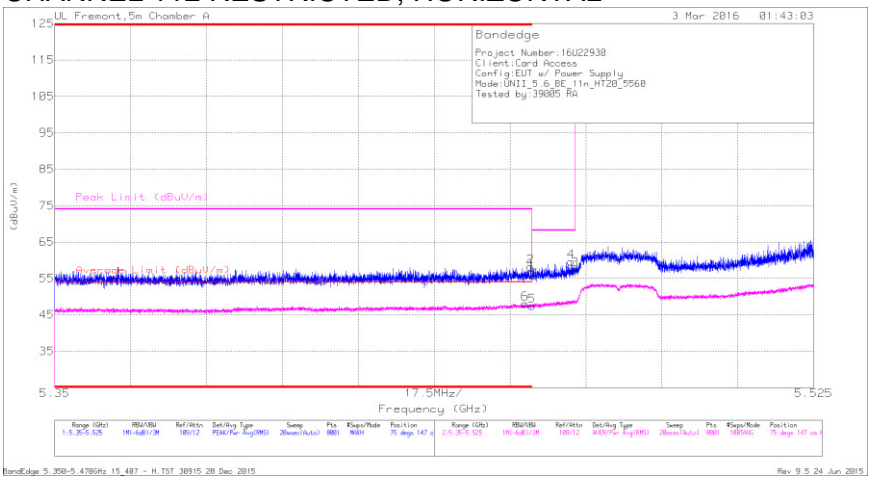

Trace Markers

Marker	Frequency (GHz)	Meter Reading (dBuV)	Det	AF T346 (db/m)	Amp/Cbl/Flt r/Pad (dB)	DC Corr (dB)	Corrected Reading (dBuV/m)	Average Limit (dBuV/m)	Margin (dB)	Peak Limit (dBuV/m)	PK Margin (dB)	Azimuth (Degs)	Height (cm)	Polarity
1	* 5.46	42.29	Pk	34.8	-20.4	0	56.69	-	-	74	-17.31	75	147	H
2	* 5.46	43.79	Pk	34.8	-20.4	0	58.19	-	-	74	-15.81	75	147	H
5	* 5.46	32.91	RMS	34.8	-20.4	.15	47.46	54	-6.54	-	-	75	147	H
6	* 5.458	33.49	RMS	34.8	-20.4	.15	48.04	54	-5.96	-	-	75	147	H
4	5.469	45.01	Pk	34.8	-20.2	0	59.61	-	-	68.2	-8.59	75	147	H
3	5.47	42.91	Pk	34.8	-20.2	0	57.51	-	-	68.2	-10.69	75	147	H

* - indicates frequency in CFR15.205/IC8.10 RSS-Restricted Band

Pk - Peak detector

RMS - RMS detection

This report shall not be reproduced except in full, without the written approval of UL Verification Services Inc. .

CHANNEL 112 RESTRICTED, VERTICAL

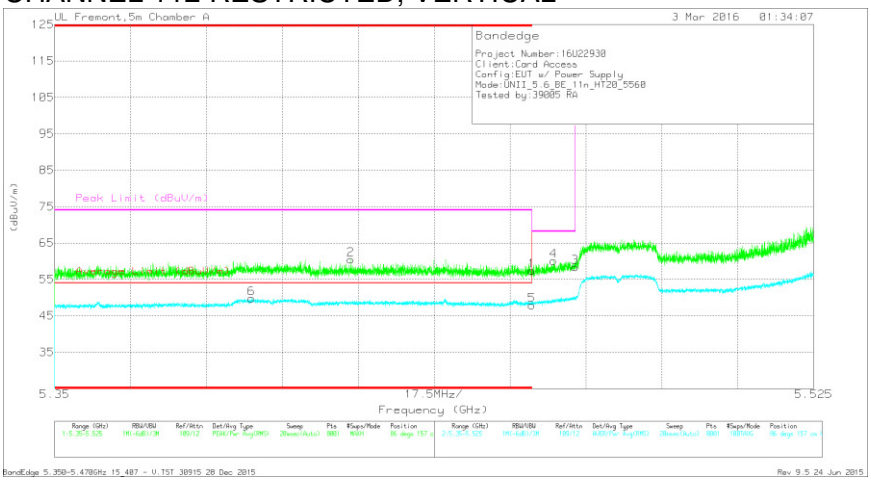

Trace Markers

Marker	Frequency (GHz)	Meter Reading (dBuV)	Det	AF T346 (db/m)	Amp/Cbl/Flt r/Pad (dB)	DC Corr (dB)	Corrected Reading (dBuV/m)	Average Limit (dBuV/m)	Margin (dB)	Peak Limit (dBuV/m)	PK Margin (dB)	Azimuth (Degs)	Height (cm)	Polarity
6	* 5.395	35.25	RMS	34.8	-20.4	.15	49.8	54	-4.2	-	-	86	157	V
2	* 5.418	46.09	Pk	34.8	-20.4	0	60.49	-	-	74	-13.51	86	157	V
1	* 5.46	42.93	Pk	34.8	-20.4	0	57.33	-	-	74	-16.67	86	157	V
5	* 5.46	33.33	RMS	34.8	-20.4	.15	47.88	54	-6.12	-	-	86	157	V
4	5.465	45.65	Pk	34.8	-20.3	0	60.15	-	-	68.2	-8.05	86	157	V
3	5.47	43.71	Pk	34.8	-20.2	0	58.31	-	-	68.2	-9.89	86	157	V

* - indicates frequency in CFR15.205/IC8.10 RSS-Restricted Band

Pk - Peak detector

RMS - RMS detection

This report shall not be reproduced except in full, without the written approval of UL Verification Services Inc. .

AUTHORIZED BANDEDGE (CHANNEL 136)

CHANNEL 136 RESTRICTED, HORIZONTAL

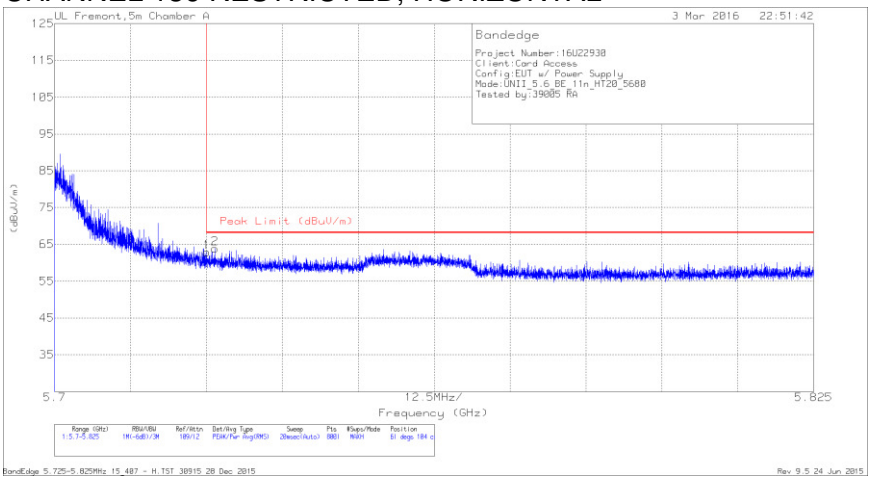

Trace Markers

Marker	Frequency (GHz)	Meter Reading (dBuV)	Det	AF T346 (db/m)	Amp/Cbl/Flt r/Pad (dB)	Corrected Reading (dBuV/m)	Peak Limit (dBuV/m)	PK Margin (dB)	Azimuth (Degs)	Height (cm)	Polarity
1	5.725	48.11	Pk	34.9	-20.1	62.91	68.2	-5.29	61	104	H
2	5.726	49.11	Pk	34.9	-20.1	63.91	68.2	-4.29	61	104	H

* - indicates frequency in CFR15.205/IC8.10 RSS-Restricted Band

Pk - Peak detector

This report shall not be reproduced except in full, without the written approval of UL Verification Services Inc. .

CHANNEL 136 RESTRICTED, VERTICAL

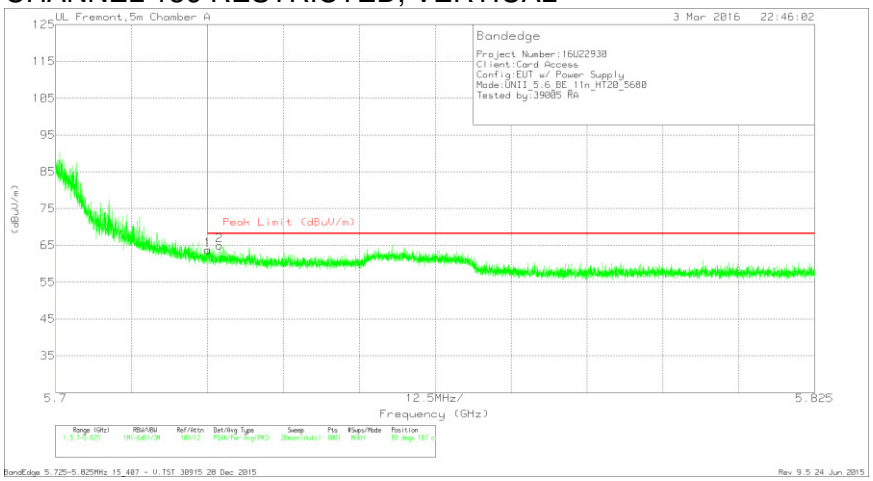

Trace Markers

Marker	Frequency (GHz)	Meter Reading (dBuV)	Det	AF T346 (db/m)	Amp/Cbl/Flt r/Pad (dB)	Corrected Reading (dBuV/m)	Peak Limit (dBuV/m)	PK Margin (dB)	Azimuth (Degs)	Height (cm)	Polarity
1	5.725	48.9	Pk	34.9	-20.1	63.7	68.2	-4.5	98	107	V
2	5.727	50.23	Pk	34.9	-20.1	65.03	68.2	-3.17	98	107	V

* - indicates frequency in CFR15.205/IC8.10 RSS-Restricted Band

Pk - Peak detector

This report shall not be reproduced except in full, without the written approval of UL Verification Services Inc. .

AUTHORIZED BANDEDGE (HIGH CHANNEL)

HIGH CHANNEL BANDEDGE, HORIZONTAL

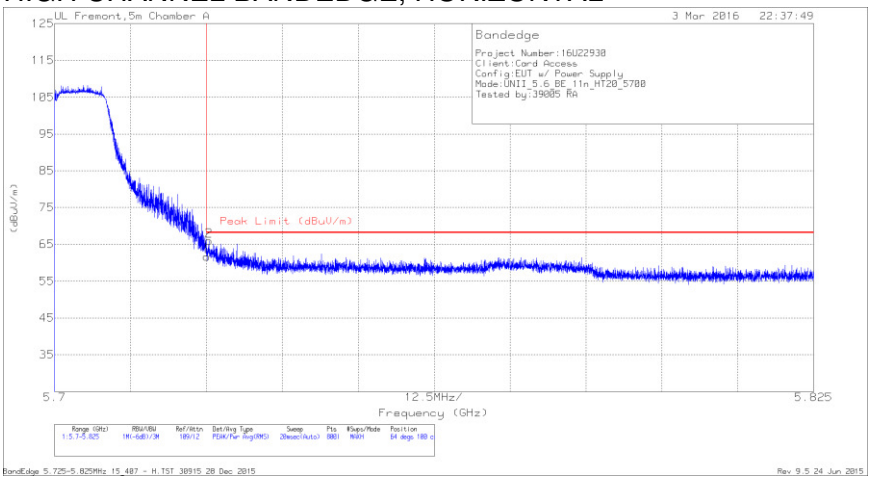

Trace Markers

Marker	Frequency (GHz)	Meter Reading (dBuV)	Det	AF T346 (db/m)	Amp/Cbl/Flt r/Pad (dB)	Corrected Reading (dBuV/m)	Peak Limit (dBuV/m)	PK Margin (dB)	Azimuth (Degs)	Height (cm)	Polarity
1	5.725	46.92	Pk	34.9	-20.1	61.72	68.2	-6.48	64	100	H
2	5.725	51.22	Pk	34.9	-20.1	66.02	68.2	-2.18	64	100	H

Pk - Peak detector

This report shall not be reproduced except in full, without the written approval of UL Verification Services Inc. .

HIGH CHANNEL BANDEDGE, VERTICAL

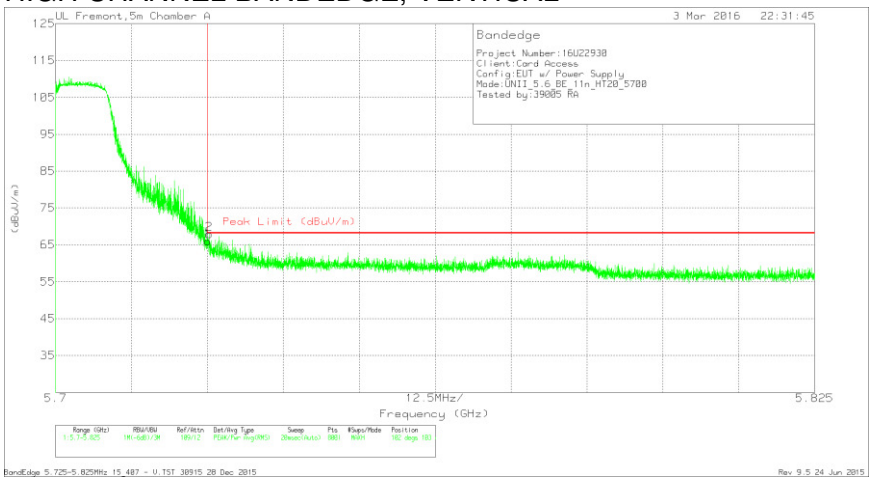

Trace Markers

Marker	Frequency (GHz)	Meter Reading (dBuV)	Det	AF T346 (db/m)	Amp/Cbl/Flt r/Pad (dB)	Corrected Reading (dBuV/m)	Peak Limit (dBuV/m)	PK Margin (dB)	Azimuth (Degs)	Height (cm)	Polarity
1	5.725	51.19	Pk	34.9	-20.1	65.99	68.2	-2.21	102	103	V
2	5.725	53.11	Pk	34.9	-20.1	67.91	68.2	-.29	102	103	V

Pk - Peak detector

This report shall not be reproduced except in full, without the written approval of UL Verification Services Inc. .

HARMONICS AND SPURIOUS EMISSIONS

LOW CHANNEL HORIZONTAL PLOT

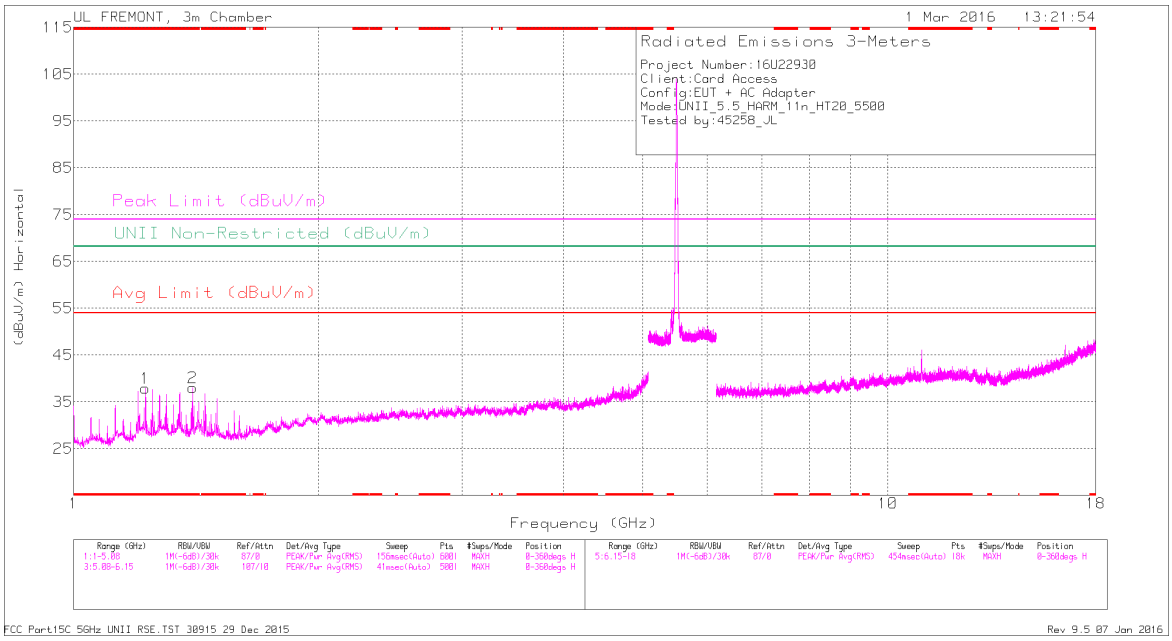

LOW CHANNEL VERTICAL PLOT

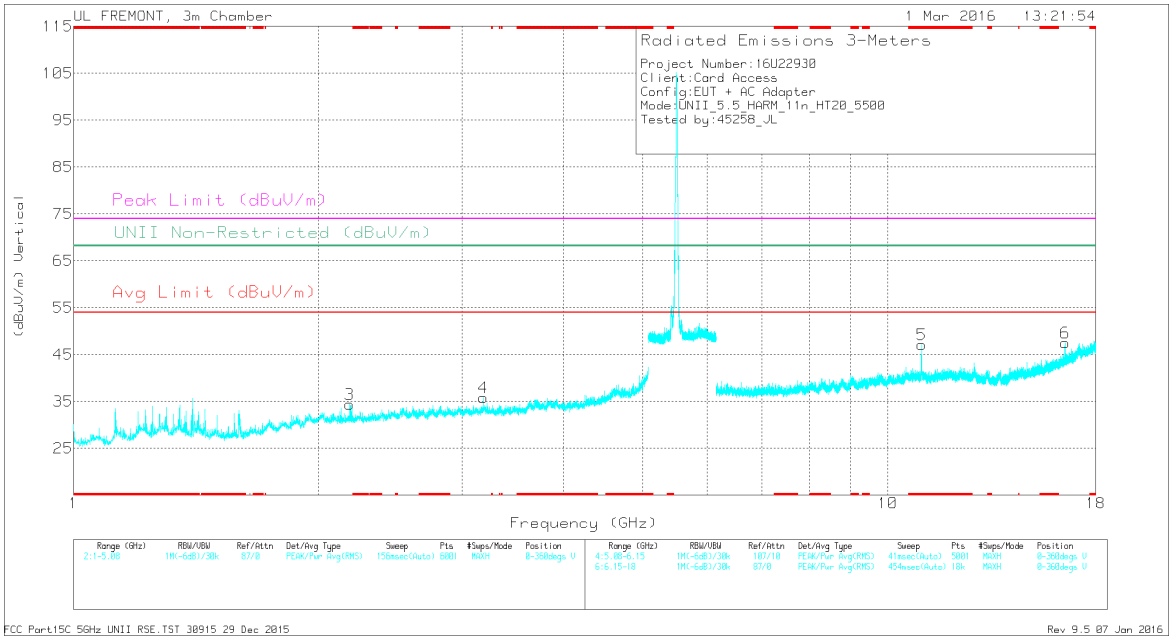

Note: Emission was scanned up to 40GHz; No emissions were detected above the noise floor which was at least 20dB below the specification limit.

This report shall not be reproduced except in full, without the written approval of UL Verification Services Inc. .

DATA

Trace Markers

Marker	Frequency (GHz)	Meter Reading (dBuV)	Det	AF T119 (dB/m)	Amp/Cbl/Fltr/Pad (dB)	DC Corr (dB)	Corrected Reading (dBuV/m)	Avg Limit (dBuV/m)	Margin (dB)	Peak Limit (dBuV/m)	PK Margin (dB)	UNII Non-Restricted (dBuV/m)	PK Margin (dB)	Azimuth (Degs)	Height (cm)	Polarity
1	* 1.225	41.32	Pk	29.2	-32.6	0	37.92	-	-	74	-36.08	-	-	0-360	200	H
2	* 1.4	41.69	Pk	28.6	-32.3	0	37.99	-	-	74	-36.01	-	-	0-360	200	H
5	* 10.998	32.04	Pk	37.9	-22.8	0	47.14	-	-	74	-26.86	-	-	0-360	100	V
3	2.184	34.88	Pk	31.4	-31.9	0	34.38	-	-	-	-	68.2	-33.82	0-360	200	V
4	3.186	33.58	Pk	32.6	-30.3	0	35.88	-	-	-	-	68.2	-32.32	0-360	100	V
6	16.5	27.39	Pk	41	-20.9	0	47.49	-	-	-	-	68.2	-20.71	0-360	100	V

* - indicates frequency in CFR15.205/IC8.10 RSS-Restricted Band

Pk - Peak detector

Radiated Emissions

Frequency (GHz)	Meter Reading (dBuV)	Det	AF T119 (dB/m)	Amp/Cbl/Fltr/Pad (dB)	DC Corr (dB)	Corrected Reading (dBuV/m)	Avg Limit (dBuV/m)	Margin (dB)	Peak Limit (dBuV/m)	PK Margin (dB)	UNII Non-Restricted (dBuV/m)	PK Margin (dB)	Azimuth (Degs)	Height (cm)	Polarity
* 1.225	46.01	PK-U	29.2	-32.6	0	42.61	-	-	74	-31.39	-	-	302	102	H
* 1.225	40.52	ADR	29.2	-32.6	.15	37.27	54	-16.73	-	-	-	-	302	102	H
* 1.4	46.47	PK-U	28.6	-32.3	0	42.77	-	-	74	-31.23	-	-	254	250	H
* 1.4	40.94	ADR	28.6	-32.3	.15	37.39	54	-16.61	-	-	-	-	254	250	H
* 10.999	43.46	PK-U	37.9	-22.7	0	58.66	-	-	74	-15.34	-	-	174	356	V
* 11	31.37	ADR	37.9	-22.7	.15	46.72	54	-7.28	-	-	-	-	174	356	V
2.184	40.11	PK-U	31.4	-31.9	0	39.61	-	-	-	-	68.2	-28.59	144	301	V
3.187	38.69	PK-U	32.6	-30.3	0	40.99	-	-	-	-	68.2	-27.21	178	325	V
16.499	36.85	PK-U	40.9	-20.9	0	56.85	-	-	-	-	68.2	-11.35	159	102	V

* - indicates frequency in CFR15.205/IC8.10 RSS-Restricted Band

PK-U - U-NII: Maximum Peak

ADR - U-NII AD primary method, RMS average

UL VERIFICATION SERVICES INC. FORM NO: CCSUP4701J
47173 BENICIA STREET, FREMONT, CA 94538, USA TEL: (510) 771-1000 FAX: (510) 661-0888
This report shall not be reproduced except in full, without the written approval of UL Verification Services Inc. .

MID CHANNEL HORIZONTAL PLOT

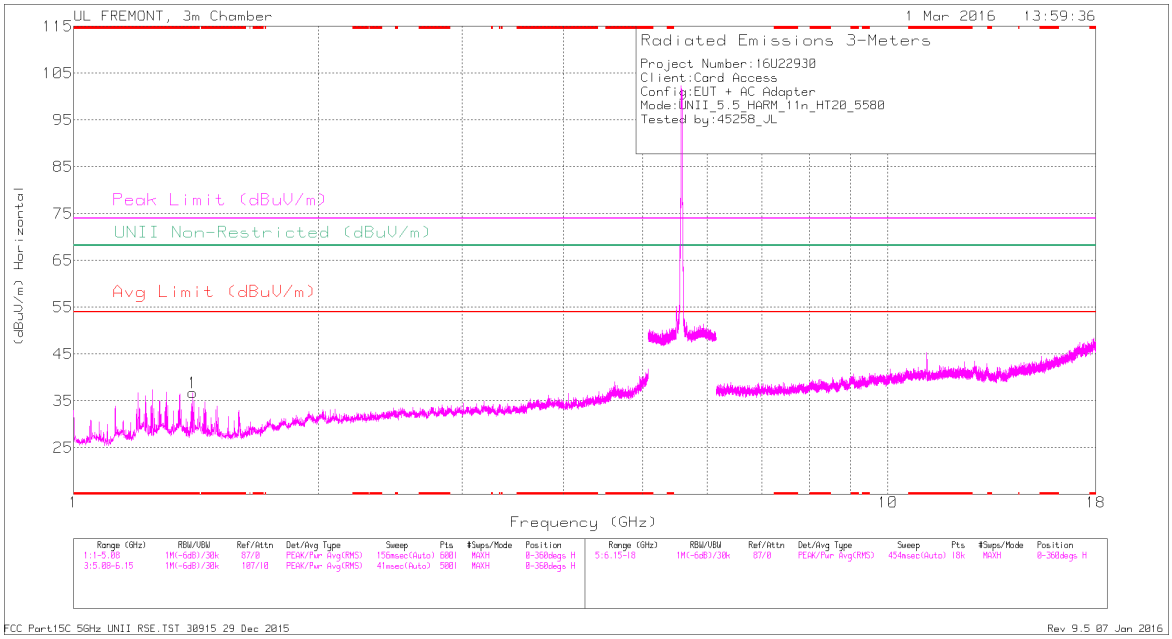

MID CHANNEL VERTICAL PLOT

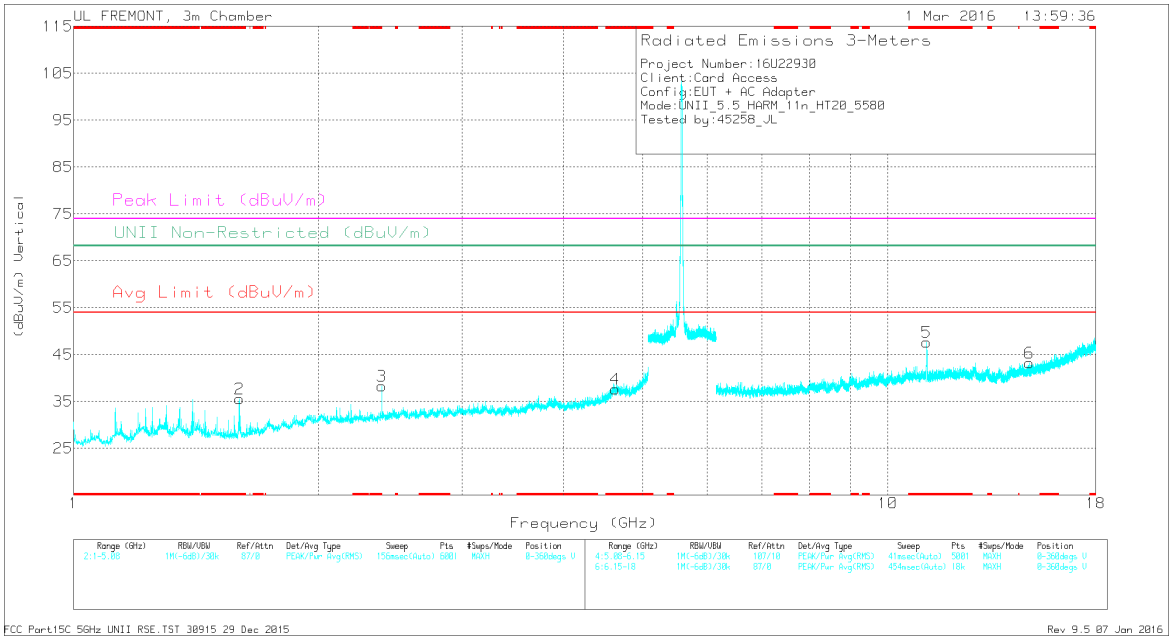

This report shall not be reproduced except in full, without the written approval of UL Verification Services Inc. .

DATA

Trace Markers

Marker	Frequency (GHz)	Meter Reading (dBuV)	Det	AF T119 (dB/m)	Amp/Cbl/Fltr/Pad (dB)	DC Corr (dB)	Corrected Reading (dBuV/m)	Avg Limit (dBuV/m)	Margin (dB)	Peak Limit (dBuV/m)	PK Margin (dB)	UNII Non-Restricted (dBuV/m)	PK Margin (dB)	Azimuth (Degs)	Height (cm)	Polarity
1	* 1.4	40.4	Pk	28.6	-32.3	0	36.7	-	-	74	-37.3	-	-	0-360	200	H
2	* 1.599	40.32	Pk	28	-32.7	0	35.62	-	-	74	-38.38	-	-	0-360	200	V
3	* 2.389	38.14	Pk	32	-31.8	0	38.34	-	-	74	-35.66	-	-	0-360	100	V
4	* 4.623	33	Pk	33.9	-29.2	0	37.7	-	-	74	-36.3	-	-	0-360	100	V
5	* 11.158	33.04	Pk	37.9	-23.3	0	47.64	-	-	74	-26.36	-	-	0-360	100	V
6	14.922	27.23	Pk	39.8	-23.8	0	43.23	-	-	-	-	68.2	-24.97	0-360	100	V

* - indicates frequency in CFR15.205/IC8.10 RSS-Restricted Band

Pk - Peak detector

Radiated Emissions

Frequency (GHz)	Meter Reading (dBuV)	Det	AF T119 (dB/m)	Amp/Cbl/Fltr/Pad (dB)	DC Corr (dB)	Corrected Reading (dBuV/m)	Avg Limit (dBuV/m)	Margin (dB)	Peak Limit (dBuV/m)	PK Margin (dB)	UNII Non-Restricted (dBuV/m)	PK Margin (dB)	Azimuth (Degs)	Height (cm)	Polarity
* 1.4	44.24	PK-U	28.6	-32.3	0	40.54	-	-	74	-33.46	-	-	302	159	H
* 1.4	37.81	ADR	28.6	-32.3	.15	34.26	54	-19.74	-	-	-	-	302	159	H
* 1.598	46.25	PK-U	28	-32.7	0	41.55	-	-	74	-32.45	-	-	245	347	V
* 1.6	31.46	ADR	28	-32.7	.15	26.91	54	-27.09	-	-	-	-	245	347	V
* 2.317	44.84	PK-U	31.7	-31.8	0	44.74	-	-	74	-29.26	-	-	144	298	V
* 2.387	27.74	ADR	32	-31.8	.15	28.09	54	-25.91	-	-	-	-	144	298	V
* 4.624	37.81	PK-U	33.9	-29.2	0	42.51	-	-	74	-31.49	-	-	90	251	V
* 4.622	26.74	ADR	33.9	-29.2	.15	31.59	54	-22.41	-	-	-	-	90	251	V
* 11.159	42.29	PK-U	37.9	-23.3	0	56.89	-	-	74	-17.11	-	-	171	358	V
* 11.158	30.53	ADR	37.9	-23.3	.15	45.28	54	-8.72	-	-	-	-	171	358	V
14.922	33.95	PK-U	39.8	-23.8	0	49.95	-	-	-	-	68.2	-18.25	194	312	V

* - indicates frequency in CFR15.205/IC8.10 RSS-Restricted Band

PK-U - U-NII: Maximum Peak

ADR - U-NII AD primary method, RMS average

This report shall not be reproduced except in full, without the written approval of UL Verification Services Inc. .

HIGH CHANNEL HORIZONTAL PLOT

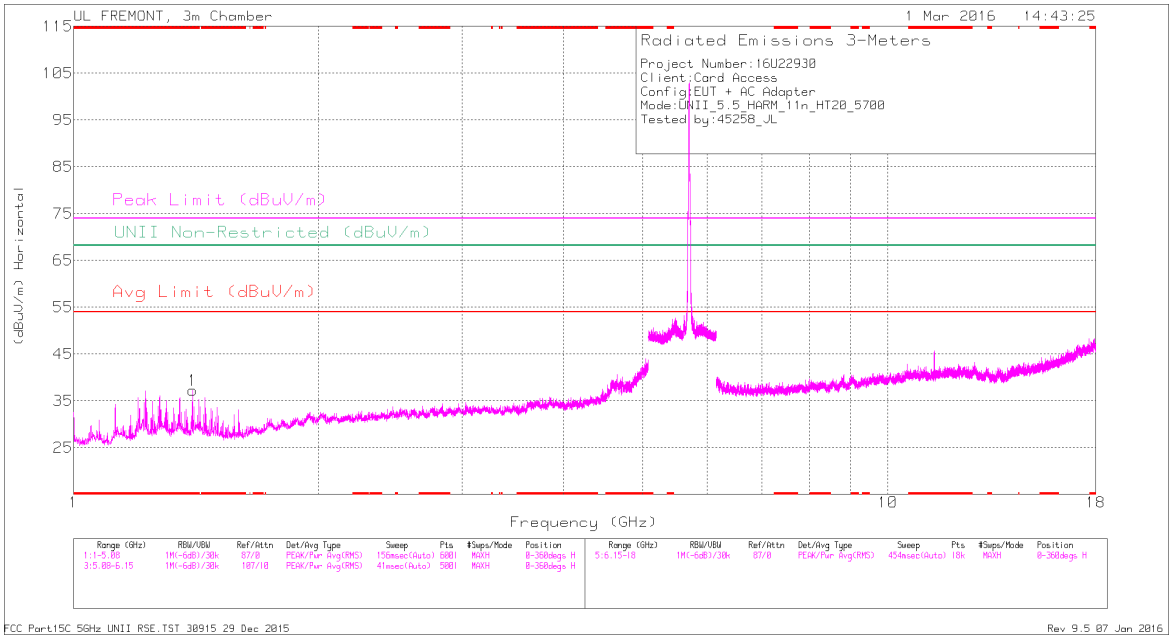

HIGH CHANNEL VERTICAL PLOT

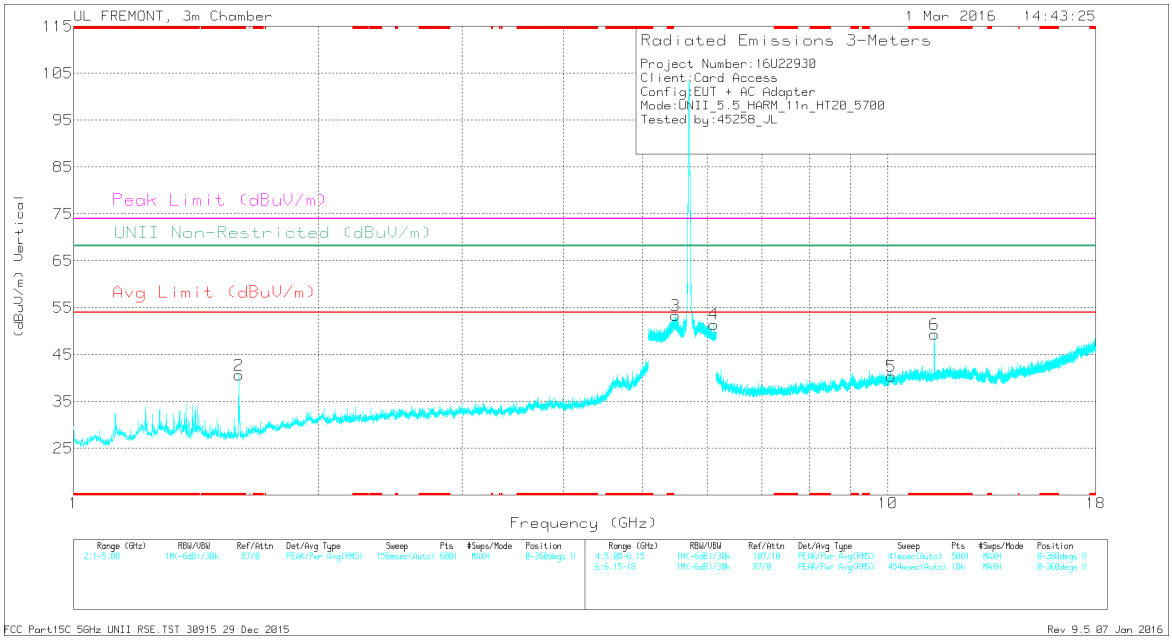

Note: Emission was scanned up to 40GHz; No emissions were detected above the noise floor which was at least 20dB below the specification limit.

This report shall not be reproduced except in full, without the written approval of UL Verification Services Inc. .

DATA

Trace Markers

Marker	Frequency (GHz)	Meter Reading (dBuV)	Det	AF T119 (dB/m)	Amp/Cbl/Fltr/Pad (dB)	DC Corr (dB)	Corrected Reading (dBuV/m)	Avg Limit (dBuV/m)	Margin (dB)	Peak Limit (dBuV/m)	PK Margin (dB)	UNII Non-Restricted (dBuV/m)	PK Margin (dB)	Azimuth (Degs)	Height (cm)	Polarity
1	* 1.4	40.92	Pk	28.6	-32.3	0	37.22	-	-	74	-36.78	-	-	0-360	200	H
2	* 1.595	45.37	Pk	28	-32.7	0	40.67	-	-	74	-33.33	-	-	0-360	100	V
6	* 11.401	34.38	Pk	38.2	-23.3	0	49.28	-	-	74	-24.72	-	-	0-360	100	V
3	5.487	38.67	Pk	34.6	-19.9	0	53.37	-	-	-	-	68.2	-14.83	0-360	100	V
4	6.117	35.58	Pk	35.2	-19.3	0	51.48	-	-	-	-	68.2	-16.72	0-360	200	V
5	10.098	26.31	Pk	37	-22.9	0	40.41	-	-	-	-	68.2	-27.79	0-360	200	V

* - indicates frequency in CFR15.205/IC8.10 RSS-Restricted Band

Pk - Peak detector

Radiated Emissions

Frequency (GHz)	Meter Reading (dBuV)	Det	AF T119 (dB/m)	Amp/Cbl/Fltr/Pad (dB)	DC Corr (dB)	Corrected Reading (dBuV/m)	Avg Limit (dBuV/m)	Margin (dB)	Peak Limit (dBuV/m)	PK Margin (dB)	UNII Non-Restricted (dBuV/m)	PK Margin (dB)	Azimuth (Degs)	Height (cm)	Polarity
* 1.4	43.81	PK-U	28.6	-32.3	0	40.11	-	-	74	-33.89	-	-	302	159	H
* 1.4	36.95	ADR	28.6	-32.3	.15	33.4	54	-20.6	-	-	-	-	302	159	H
* 1.594	41.5	PK-U	28	-32.7	0	36.8	-	-	74	-37.2	-	-	304	178	V
* 1.595	28.85	ADR	28	-32.7	.15	24.3	54	-29.7	-	-	-	-	304	178	V
* 11.402	45.35	PK-U	38.2	-23.3	0	60.25	-	-	74	-13.75	-	-	144	287	V
* 11.399	33.31	ADR	38.2	-23.3	.15	48.36	54	-5.64	-	-	-	-	144	287	V
5.485	44.51	PK-U	34.6	-19.9	0	59.21	-	-	-	-	68.2	-8.99	356	220	V
6.118	40.18	PK-U	35.2	-19.4	0	55.98	-	-	-	-	68.2	-12.22	43	241	V
10.097	32.95	PK-U	37	-22.9	0	47.05	-	-	-	-	68.2	-21.15	80	271	V

* - indicates frequency in CFR15.205/IC8.10 RSS-Restricted Band

PK-U - U-NII: Maximum Peak

ADR - U-NII AD primary method, RMS average

UL VERIFICATION SERVICES INC. FORM NO: CCSUP4701J
47173 BENICIA STREET, FREMONT, CA 94538, USA TEL: (510) 771-1000 FAX: (510) 661-0888

This report shall not be reproduced except in full, without the written approval of UL Verification Services Inc. .

10.11. TX ABOVE 1 GHz 802.11n HT40 MODE IN THE 5.6 GHz BAND

RESTRICTED BANDEDGE (LOW CHANNEL)

LOW CHANNEL RESTRICTED, HORIZONTAL

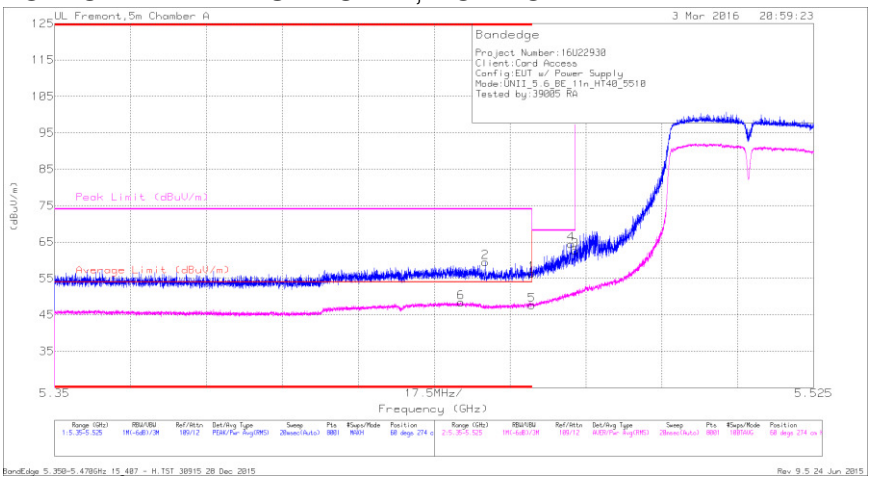

Trace Markers

Marker	Frequency (GHz)	Meter Reading (dBuV)	Det	AF T346 (db/m)	Amp/Cbl/Flt r/Pad (dB)	DC Corr (dB)	Corrected Reading (dBuV/m)	Average Limit (dBuV/m)	Margin (dB)	Peak Limit (dBuV/m)	PK Margin (dB)	Azimuth (Degs)	Height (cm)	Polarity
1	* 5.46	41.95	Pk	34.8	-20.4	0	56.35	-	-	74	-17.65	60	274	H
2	* 5.449	44.99	Pk	34.8	-20.3	0	59.49	-	-	74	-14.51	60	274	H
5	* 5.46	33.08	RMS	34.8	-20.4	.21	47.69	54	-6.31	-	-	60	274	H
6	* 5.444	33.76	RMS	34.8	-20.3	.21	48.47	54	-5.53	-	-	60	274	H
4	5.469	49.88	Pk	34.8	-20.2	0	64.48	-	-	68.2	-3.72	60	274	H
3	5.47	48.14	Pk	34.8	-20.2	0	62.74	-	-	68.2	-5.46	60	274	H

* - indicates frequency in CFR15.205/IC8.10 RSS-Restricted Band

Pk - Peak detector

RMS - RMS detection

This report shall not be reproduced except in full, without the written approval of UL Verification Services Inc. .

LOW CHANNEL RESTRICTED, VERTICAL

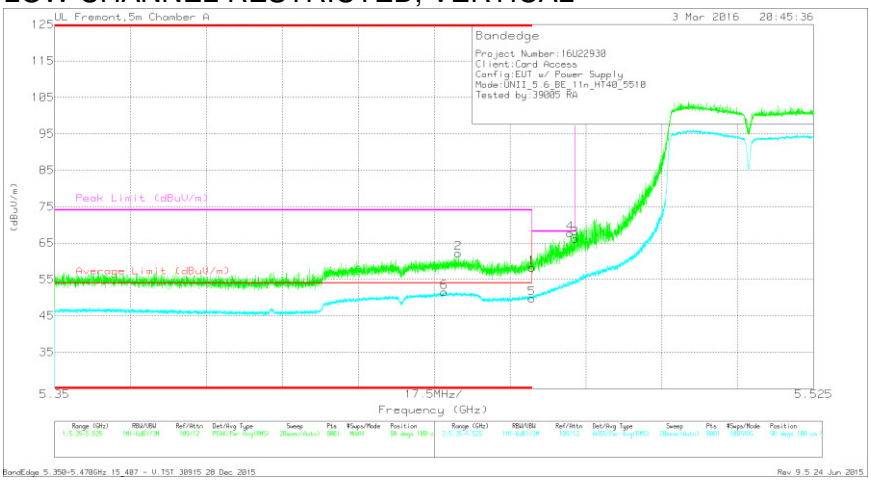

Trace Markers

Marker	Frequency (GHz)	Meter Reading (dBuV)	Det	AF T346 (db/m)	Amp/Cbl/Flt r/Pad (dB)	DC Corr (dB)	Corrected Reading (dBuV/m)	Average Limit (dBuV/m)	Margin (dB)	Peak Limit (dBuV/m)	PK Margin (dB)	Azimuth (Degs)	Height (cm)	Polarity
1	* 5.46	43.8	Pk	34.8	-20.4	0	58.2	-	-	74	-15.8	98	100	V
2	* 5.443	47.69	Pk	34.8	-20.3	0	62.19	-	-	74	-11.81	98	100	V
5	* 5.46	35.18	RMS	34.8	-20.4	.21	49.79	54	-4.21	-	-	98	100	V
6	* 5.44	36.83	RMS	34.8	-20.3	.21	51.54	54	-2.46	-	-	98	100	V
4	5.469	53.04	Pk	34.8	-20.2	0	67.64	-	-	68.2	-.56	98	100	V
3	5.47	51.6	Pk	34.8	-20.2	0	66.2	-	-	68.2	-2	98	100	V

* - indicates frequency in CFR15.205/IC8.10 RSS-Restricted Band

Pk - Peak detector

RMS - RMS detection

This report shall not be reproduced except in full, without the written approval of UL Verification Services Inc. .

RESTRICTED BANDEDGE (CHANNEL 110)

CHANNEL 110 RESTRICTED, HORIZONTAL

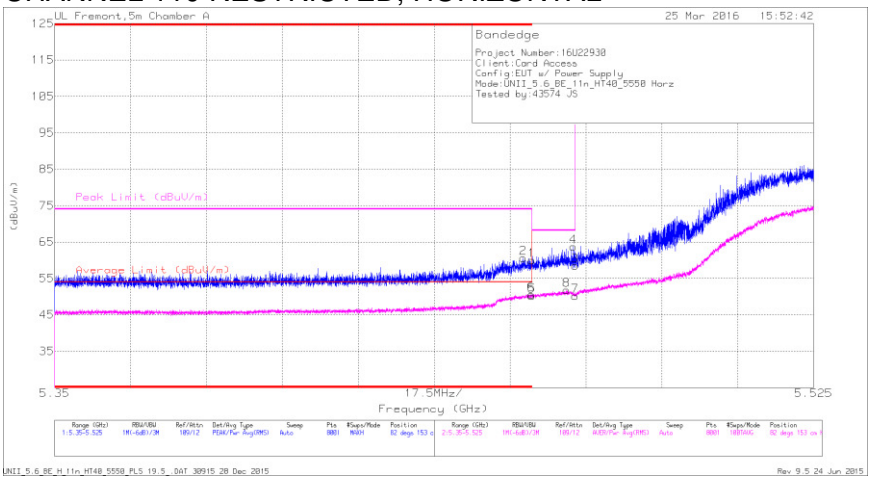

Trace Markers

Marker	Frequency (GHz)	Meter Reading (dBuV)	Det	AF T346 (db/m)	Amp/Cbl/Flt r/Pad (dB)	DC Corr (dB)	Corrected Reading (dBuV/m)	Average Limit (dBuV/m)	Margin (dB)	Peak Limit (dBuV/m)	PK Margin (dB)	Azimuth (Degs)	Height (cm)	Polarity
1	* 5.46	45.58	Pk	34.8	-20.4	0	59.98	-	-	74	-14.02	82	153	H
2	* 5.458	46.25	Pk	34.8	-20.4	0	60.65	-	-	74	-13.35	82	153	H
5	* 5.46	35.56	RMS	34.8	-20.4	.21	50.17	54	-3.83	-	-	82	153	H
6	* 5.46	35.99	RMS	34.8	-20.4	.21	50.6	54	-3.4	-	-	82	153	H
8	5.468	36.95	RMS	34.8	-20.2	.21	51.76	-	-	-	-	82	153	H
3	5.47	43.91	Pk	34.8	-20.2	0	58.51	-	-	68.2	-9.69	82	153	H
4	5.47	49.08	Pk	34.8	-20.2	0	63.68	-	-	68.2	-4.52	82	153	H
7	5.47	35.36	RMS	34.8	-20.2	.21	50.17	-	-	-	-	82	153	H

* - indicates frequency in CFR15.205/IC8.10 RSS-Restricted Band

Pk - Peak detector

RMS - RMS detection

This report shall not be reproduced except in full, without the written approval of UL Verification Services Inc. .

CHANNEL 110 RESTRICTED, VERTICAL

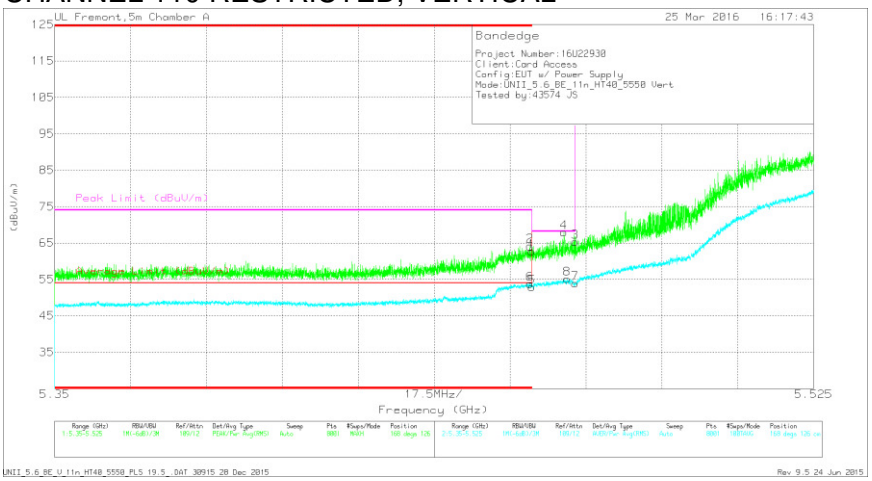

Trace Markers

Marker	Frequency (GHz)	Meter Reading (dBuV)	Det	AF T346 (db/m)	Amp/Cbl/Flt r/Pad (dB)	DC Corr (dB)	Corrected Reading (dBuV/m)	Average Limit (dBuV/m)	Margin (dB)	Peak Limit (dBuV/m)	PK Margin (dB)	Azimuth (Degs)	Height (cm)	Polarity
1	* 5.46	48.26	Pk	34.8	-20.4	0	62.66	-	-	74	-11.34	168	126	V
2	* 5.46	49.74	Pk	34.8	-20.4	0	64.14	-	-	74	-9.86	168	126	V
5	* 5.46	38.28	RMS	34.8	-20.4	.21	52.89	54	-1.11	-	-	168	126	V
6	* 5.46	39.15	RMS	34.8	-20.4	.21	53.76	54	-.24	-	-	168	126	V
4	5.467	53.3	Pk	34.8	-20.2	0	67.9	-	-	68.2	-.3	168	126	V
8	5.468	40.27	RMS	34.8	-20.2	.21	55.08	-	-	-	-	168	126	V
3	5.47	50.74	Pk	34.8	-20.2	0	65.34	-	-	68.2	-2.86	168	126	V
7	5.47	39.05	RMS	34.8	-20.2	.21	53.86	-	-	-	-	168	126	V

* - indicates frequency in CFR15.205/IC8.10 RSS-Restricted Band

Pk - Peak detector

RMS - RMS detection

This report shall not be reproduced except in full, without the written approval of UL Verification Services Inc. .

AUTHORIZED BANDEDGE (CHANNEL 126)

CHANNEL 126 BANDEDGE, HORIZONTAL

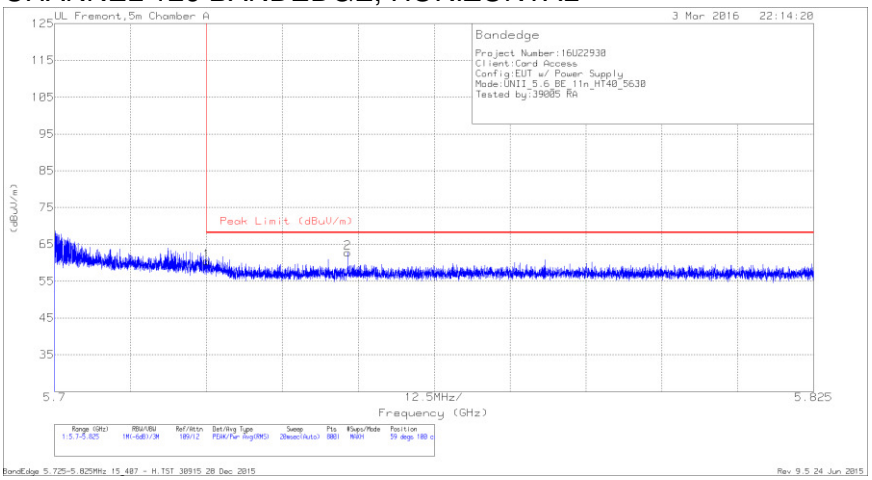

Trace Markers

Marker	Frequency (GHz)	Meter Reading (dBuV)	Det	AF T346 (db/m)	Amp/Cbl/Flt r/Pad (dB)	Corrected Reading (dBuV/m)	Peak Limit (dBuV/m)	PK Margin (dB)	Azimuth (Degs)	Height (cm)	Polarity
1	5.725	45.61	Pk	34.9	-20.1	60.41	68.2	-7.79	59	100	H
2	5.748	47.73	Pk	34.9	-19.9	62.73	68.2	-5.47	59	100	H

Pk - Peak detector

This report shall not be reproduced except in full, without the written approval of UL Verification Services Inc. .

CHANNEL 126 BANDEDGE, VERTICAL

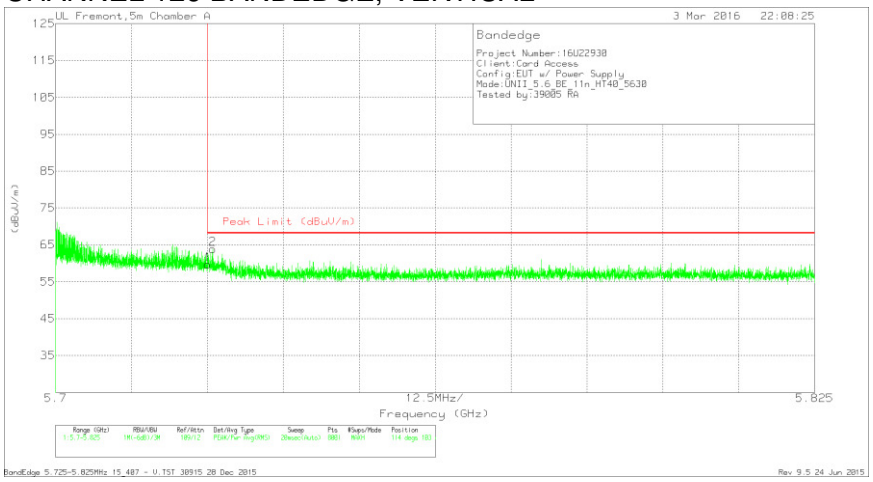

Trace Markers

Marker	Frequency (GHz)	Meter Reading (dBuV)	Det	AF T346 (db/m)	Amp/Cbl/Flt r/Pad (dB)	Corrected Reading (dBuV/m)	Peak Limit (dBuV/m)	PK Margin (dB)	Azimuth (Degs)	Height (cm)	Polarity
1	5.725	44.88	Pk	34.9	-20.1	59.68	68.2	-8.52	114	103	V
2	5.726	49.03	Pk	34.9	-20.1	63.83	68.2	-4.37	114	103	V

Pk - Peak detector

This report shall not be reproduced except in full, without the written approval of UL Verification Services Inc. .

AUTHORIZED BANDEDGE (HIGH CHANNEL)

HIGH CHANNEL BANDEDGE, HORIZONTAL

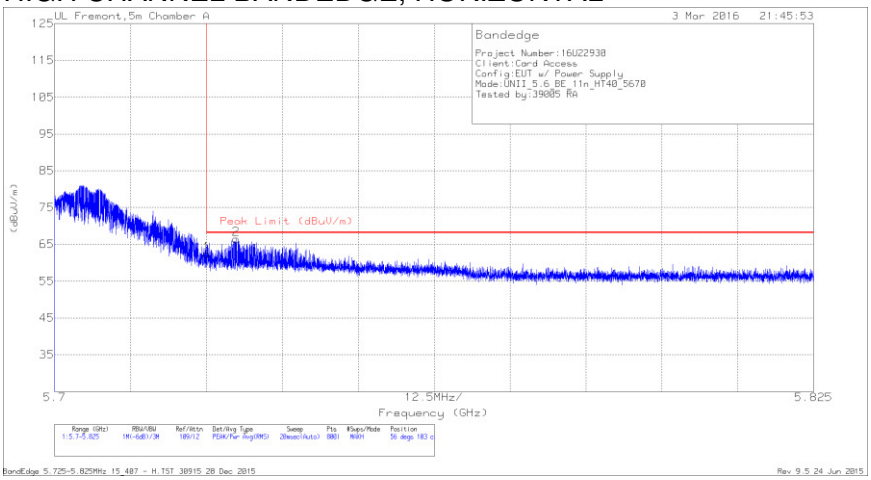

Trace Marke rs

Marker	Frequency (GHz)	Meter Reading (dBuV)	Det	AF T346 (db/m)	Amp/Cbl/Flt r/Pad (dB)	Corrected Reading (dBuV/m)	Peak Limit (dBuV/m)	PK Margin (dB)	Azimuth (Degs)	Height (cm)	Polarity
1	5.725	47.61	Pk	34.9	-20.1	62.41	68.2	-5.79	56	103	H
2	5.73	51.55	Pk	34.9	-20	66.45	68.2	-1.75	56	103	H

Pk - Peak detector

This report shall not be reproduced except in full, without the written approval of UL Verification Services Inc. .

HIGH CHANNEL BANDEDGE, VERTICAL

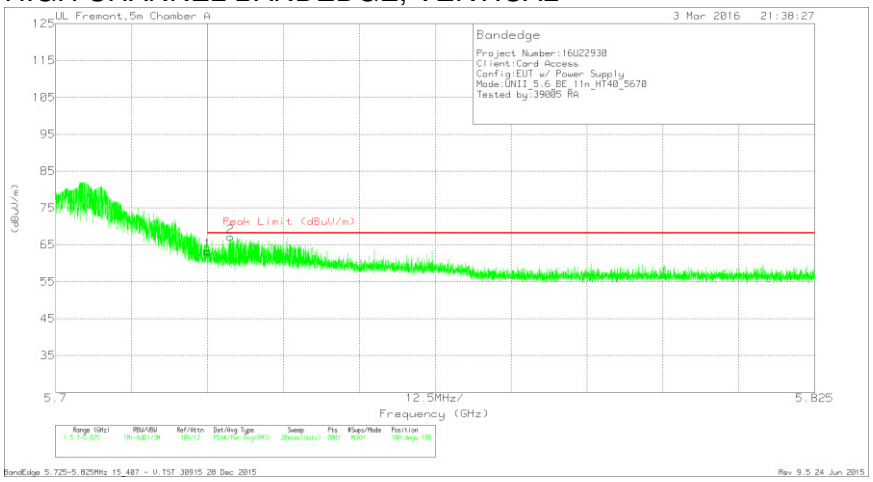

Trace Markers

Marker	Frequency (GHz)	Meter Reading (dBuV)	Det	AF T346 (db/m)	Amp/Cbl/Flt r/Pad (dB)	Corrected Reading (dBuV/m)	Peak Limit (dBuV/m)	PK Margin (dB)	Azimuth (Degs)	Height (cm)	Polarity
1	5.725	48.52	Pk	34.9	-20.1	63.32	68.2	-4.88	100	108	V
2	5.729	52.26	Pk	34.9	-20	67.16	68.2	-1.04	100	108	V

Pk - Peak detector

This report shall not be reproduced except in full, without the written approval of UL Verification Services Inc. .

HARMONICS AND SPURIOUS EMISSIONS

LOW CHANNEL HORIZONTAL PLOT

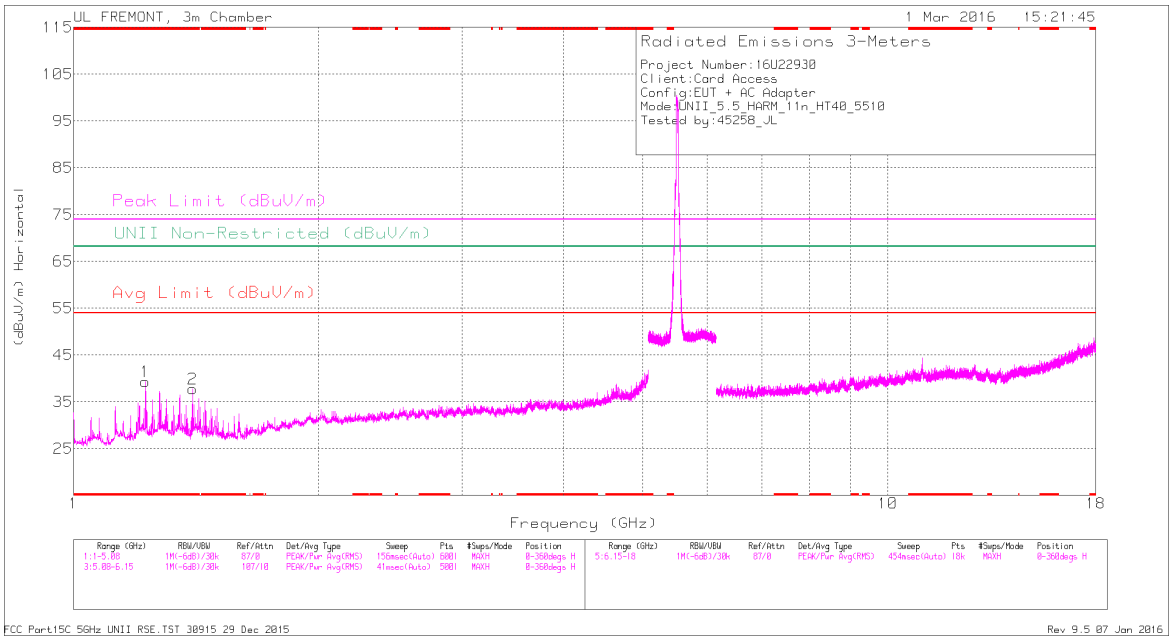

LOW CHANNEL VERTICAL PLOT

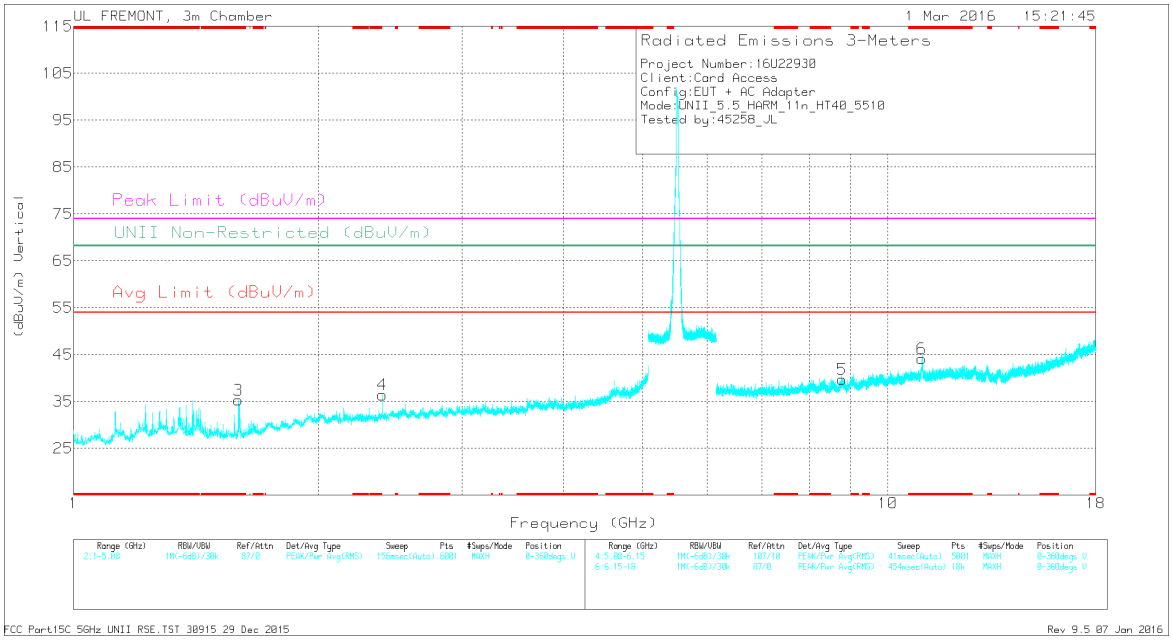

Note: Emission was scanned up to 40GHz; No emissions were detected above the noise floor which was at least 20dB below the specification limit.

This report shall not be reproduced except in full, without the written approval of UL Verification Services Inc. .

DATA

Trace Markers

Marker	Frequency (GHz)	Meter Reading (dBuV)	Det	AF T119 (dB/m)	Amp/Cbl/Fltr/Pad (dB)	DC Corr (dB)	Corrected Reading (dBuV/m)	Avg Limit (dBuV/m)	Margin (dB)	Peak Limit (dBuV/m)	PK Margin (dB)	UNII Non-Restricted (dBuV/m)	PK Margin (dB)	Azimuth (Degs)	Height (cm)	Polarity
1	* 1.225	42.71	Pk	29.2	-32.6	0	39.31	-	-	74	-34.69	-	-	0-360	200	H
2	* 1.4	41.44	Pk	28.6	-32.3	0	37.74	-	-	74	-36.26	-	-	0-360	200	H
3	* 1.594	40.05	Pk	28	-32.7	0	35.35	-	-	74	-38.65	-	-	0-360	100	V
6	* 11.007	28.95	Pk	37.9	-22.7	0	44.15	-	-	74	-29.85	-	-	0-360	100	V
4	2.396	36.32	Pk	32	-31.9	0	36.42	-	-	-	-	68.2	-31.78	0-360	100	V
5	8.782	27.52	Pk	35.9	-23.7	0	39.72	-	-	-	-	68.2	-28.48	0-360	100	V

* - indicates frequency in CFR15.205/IC8.10 RSS-Restricted Band

Pk - Peak detector

Radiated Emissions

Frequency (GHz)	Meter Reading (dBuV)	Det	AF T119 (dB/m)	Amp/Cbl/Fltr/Pad (dB)	DC Corr (dB)	Corrected Reading (dBuV/m)	Avg Limit (dBuV/m)	Margin (dB)	Peak Limit (dBuV/m)	PK Margin (dB)	UNII Non-Restricted (dBuV/m)	PK Margin (dB)	Azimuth (Degs)	Height (cm)	Polarity
* 1.225	46.33	PK-U	29.2	-32.6	0	42.93	-	-	74	-31.07	-	-	300	159	H
* 1.225	39.9	ADR	29.2	-32.6	.21	36.71	54	-17.29	-	-	-	-	300	159	H
* 1.4	43.56	PK-U	28.6	-32.3	0	39.86	-	-	74	-34.14	-	-	306	162	H
* 1.4	36.46	ADR	28.6	-32.3	.21	32.97	54	-21.03	-	-	-	-	306	162	H
* 1.595	49.84	PK-U	28	-32.7	0	45.14	-	-	74	-28.86	-	-	243	345	V
* 1.595	30.76	ADR	28	-32.7	.21	26.27	54	-27.73	-	-	-	-	243	345	V
* 11.008	37.69	PK-U	37.9	-22.7	0	52.89	-	-	74	-21.11	-	-	137	314	V
* 11.009	26.77	ADR	37.9	-22.7	.21	42.18	54	-11.82	-	-	-	-	137	314	V
2.396	39.72	PK-U	32	-31.9	0	39.82	-	-	-	-	68.2	-28.38	149	302	V
8.78	33.78	PK-U	35.9	-23.8	0	45.88	-	-	-	-	68.2	-22.32	169	280	V

* - indicates frequency in CFR15.205/IC8.10 RSS-Restricted Band

PK-U - U-NII: Maximum Peak

ADR - U-NII AD primary method, RMS average

This report shall not be reproduced except in full, without the written approval of UL Verification Services Inc. .

MID CHANNEL HORIZONTAL PLOT

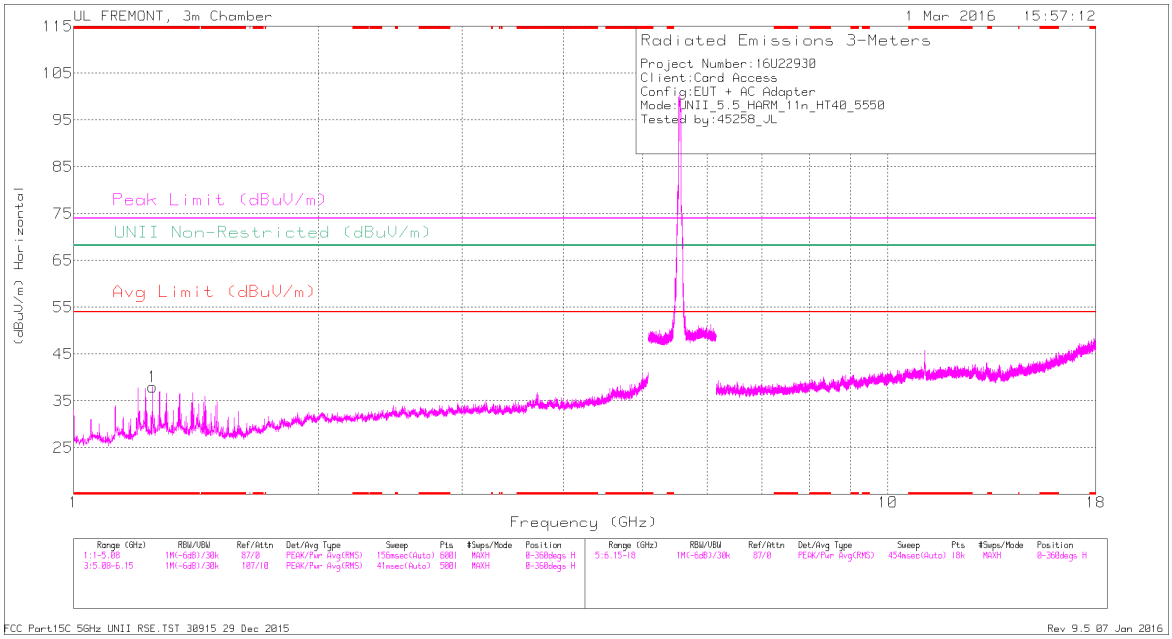

MID CHANNEL VERTICAL PLOT

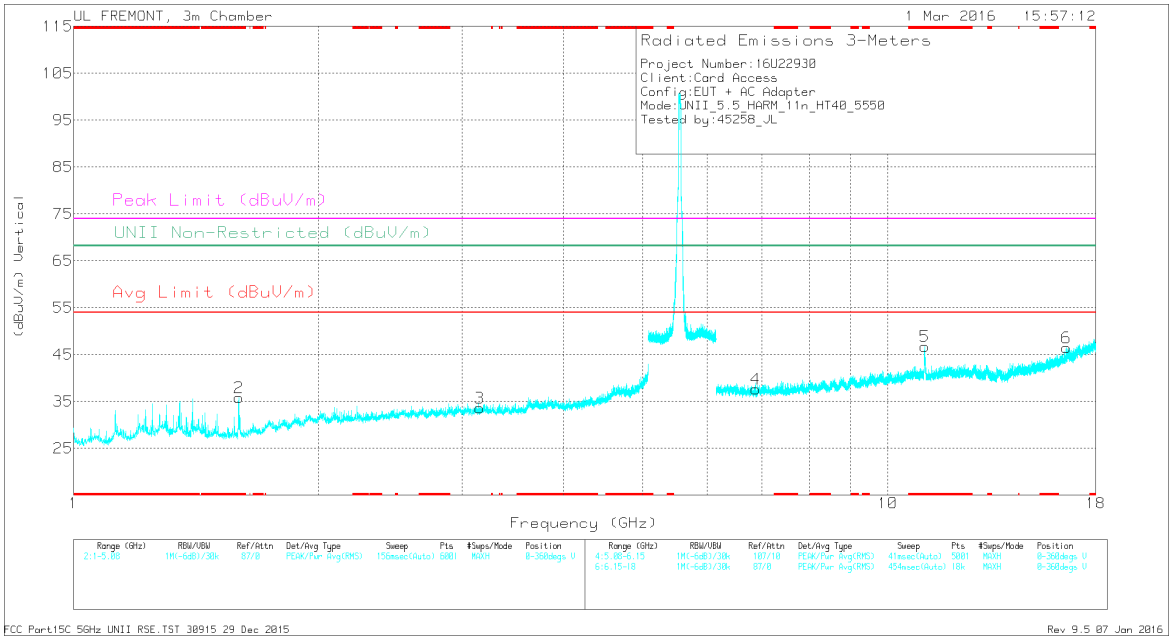

Note: Emission was scanned up to 40GHz; No emissions were detected above the noise floor which was at least 20dB below the specification limit.

This report shall not be reproduced except in full, without the written approval of UL Verification Services Inc. .

DATA

Trace Markers

Marker	Frequency (GHz)	Meter Reading (dBuV)	Det	AF T119 (dB/m)	Amp/Cbl/Fltr/Pad (dB)	DC Corr (dB)	Corrected Reading (dBuV/m)	Avg Limit (dBuV/m)	Margin (dB)	Peak Limit (dBuV/m)	PK Margin (dB)	UNII Non-Restricted (dBuV/m)	PK Margin (dB)	Azimuth (Degs)	Height (cm)	Polarity
1	* 1.25	41.38	Pk	29.4	-32.8	0	37.98	-	-	74	-36.02	-	-	0-360	100	H
2	* 1.596	40.48	Pk	28	-32.7	0	35.78	-	-	74	-38.22	-	-	0-360	200	V
5	* 11.099	31.47	Pk	37.8	-22.5	0	46.77	-	-	74	-27.23	-	-	0-360	100	V
3	3.154	31.69	Pk	32.7	-30.8	0	33.59	-	-	-	-	68.2	-34.61	0-360	200	V
4	6.883	29.46	Pk	35.6	-27.4	0	37.66	-	-	-	-	68.2	-30.54	0-360	100	V
6	16.581	26.06	Pk	41	-20.6	0	46.46	-	-	-	-	68.2	-21.74	0-360	100	V

* - indicates frequency in CFR15.205/IC8.10 RSS-Restricted Band

Pk - Peak detector

Radiated Emissions

Frequency (GHz)	Meter Reading (dBuV)	Det	AF T119 (dB/m)	Amp/Cbl/Fltr/Pad (dB)	DC Corr (dB)	Corrected Reading (dBuV/m)	Avg Limit (dBuV/m)	Margin (dB)	Peak Limit (dBuV/m)	PK Margin (dB)	UNII Non-Restricted (dBuV/m)	PK Margin (dB)	Azimuth (Degs)	Height (cm)	Polarity
* 1.25	45.07	PK-U	29.4	-32.8	0	41.67	-	-	74	-32.33	-	-	299	105	H
* 1.25	39.31	ADR	29.4	-32.8	.21	36.12	54	-17.88	-	-	-	-	299	105	H
* 1.595	47.64	PK-U	28	-32.7	0	42.94	-	-	74	-31.06	-	-	246	345	V
* 1.595	30.68	ADR	28	-32.7	.21	26.19	54	-27.81	-	-	-	-	246	345	V
* 11.099	39.27	PK-U	37.8	-22.5	0	54.57	-	-	74	-19.43	-	-	170	355	V
* 11.099	29.02	ADR	37.8	-22.5	.21	44.53	54	-9.47	-	-	-	-	170	355	V
3.154	38.44	PK-U	32.7	-30.8	0	40.34	-	-	-	-	68.2	-27.86	221	194	V
6.884	35.62	PK-U	35.6	-27.4	0	43.82	-	-	-	-	68.2	-24.38	178	212	V
16.582	30.22	PK-U	41	-20.6	0	50.62	-	-	-	-	68.2	-17.58	176	220	V

* - indicates frequency in CFR15.205/IC8.10 RSS-Restricted Band

PK-U - U-NII: Maximum Peak

ADR - U-NII AD primary method, RMS average

UL VERIFICATION SERVICES INC. FORM NO: CCSUP4701J
47173 BENICIA STREET, FREMONT, CA 94538, USA TEL: (510) 771-1000 FAX: (510) 661-0888

This report shall not be reproduced except in full, without the written approval of UL Verification Services Inc. .

HIGH CHANNEL HORIZONTAL PLOT

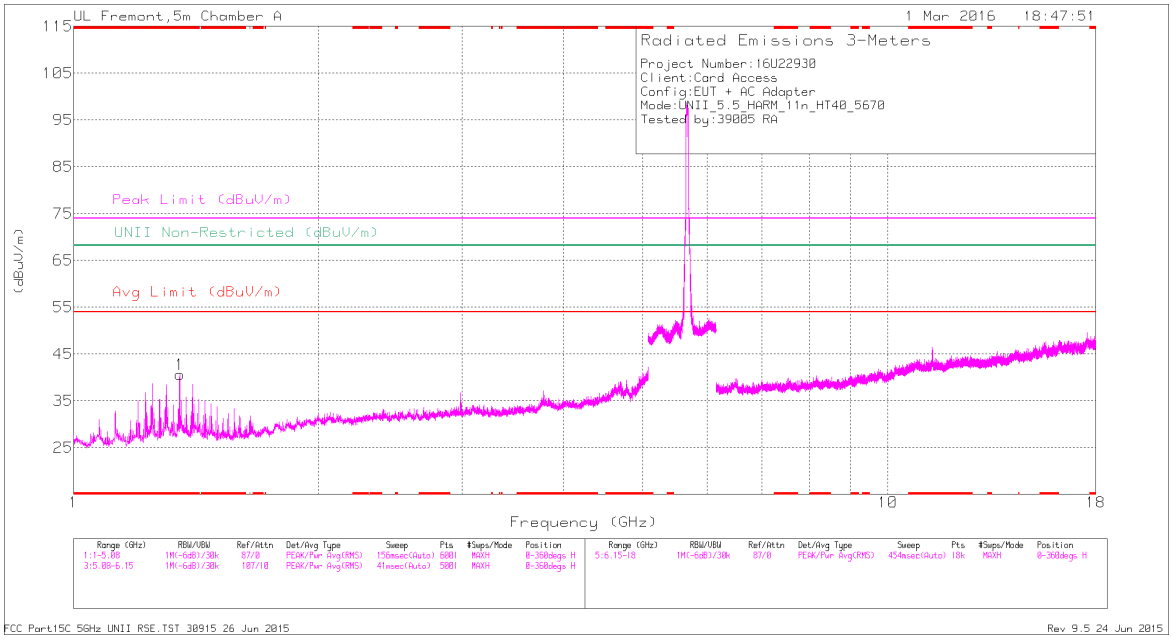

HIGH CHANNEL VERTICAL PLOT

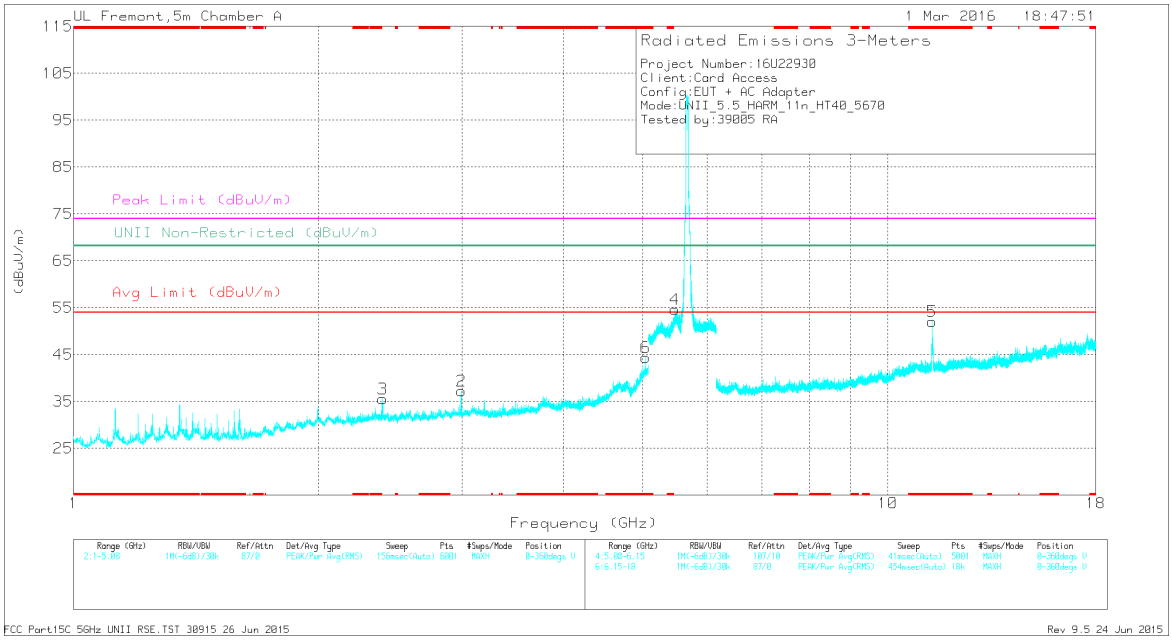

Note: Emission was scanned up to 40GHz; No emissions were detected above the noise floor which was at least 20dB below the specification limit.

This report shall not be reproduced except in full, without the written approval of UL Verification Services Inc. .

DATA

Trace Markers

Marker	Frequency (GHz)	Meter Reading (dBuV)	Det	AF T136 (dB/m)	Amp/Cbl/ Fltr/Pad (dB)	DC Corr (dB)	Corrected Reading (dBuV/m)	Avg Limit (dBuV/m)	Margin (dB)	Peak Limit (dBuV/m)	PK Margin (dB)	UNII Non-Restricted (dBuV/m)	PK Margin (dB)	Azimuth (Degs)	Height (cm)	Polarity
1	* 1.35	47.21	Pk	28.7	-35.3	0	40.61	-	-	74	-33.39	-	-	0-360	201	H
6	* 5.04	38.48	Pk	34	-28.1	0	44.38	-	-	74	-29.62	-	-	0-360	200	V
5	* 11.339	36.81	Pk	37.8	-22.5	0	52.11	-	-	74	-21.89	-	-	0-360	100	V
3	2.397	37.67	Pk	32	-34.1	0	35.57	-	-	-	-	68.2	-32.63	0-360	100	V
2	2.994	38.22	Pk	32.9	-33.9	0	37.22	-	-	-	-	68.2	-30.98	0-360	200	V
4	5.48	40.39	Pk	34.5	-20.2	0	54.69	-	-	-	-	68.2	-13.51	0-360	100	V

* - indicates frequency in CFR15.205/IC8.10 RSS-Restricted Band

Pk - Peak detector

Radiated Emissions

Frequency (GHz)	Meter Reading (dBuV)	Det	AF T136 (dB/m)	Amp/Cbl/Fl tr/Pad (dB)	DC Corr (dB)	Corrected Reading (dBuV/m)	Avg Limit (dBuV/m)	Margin (dB)	Peak Limit (dBuV/m)	PK Margin (dB)	UNII Non-Restricted (dBuV/m)	PK Margin (dB)	Azimuth (Degs)	Height (cm)	Polarity
* 1.35	51.83	PK-U	28.7	-35.3	0	45.23	-	-	74	-28.77	-	-	315	320	H
* 1.35	44.67	ADR	28.7	-35.3	.21	38.28	54	-15.72	-	-	-	-	315	320	H
* 5.029	47.09	PK-U	34	-28.7	0	52.39	-	-	74	-21.61	-	-	296	155	V
* 5.029	34.49	ADR	34	-28.7	.21	40	54	-14	-	-	-	-	296	155	V
* 11.339	42.46	PK-U	37.8	-22.5	0	57.76	-	-	74	-16.24	-	-	72	207	V
* 11.339	30.5	ADR	37.8	-22.5	.21	46.01	54	-7.99	-	-	-	-	72	207	V
2.396	48.85	PK-U	32	-34.1	0	46.75	-	-	-	-	68.2	-21.45	87	102	V
2.994	48.31	PK-U	32.9	-33.9	0	47.31	-	-	-	-	68.2	-20.89	242	318	V
5.477	50.65	PK-U	34.5	-20.2	0	64.95	-	-	-	-	68.2	-3.25	264	192	V

* - indicates frequency in CFR15.205/IC8.10 RSS-Restricted Band

PK-U - U-NII: Maximum Peak

ADR - U-NII AD primary method, RMS average

This report shall not be reproduced except in full, without the written approval of UL Verification Services Inc. .

10.12. TX ABOVE 1 GHz 802.11a MODE IN THE 5.8 GHz BAND

RESTRICTED BANDEDGE (LOW CHANNEL)

LOW CHANNEL RESTRICTED, HORIZONTAL

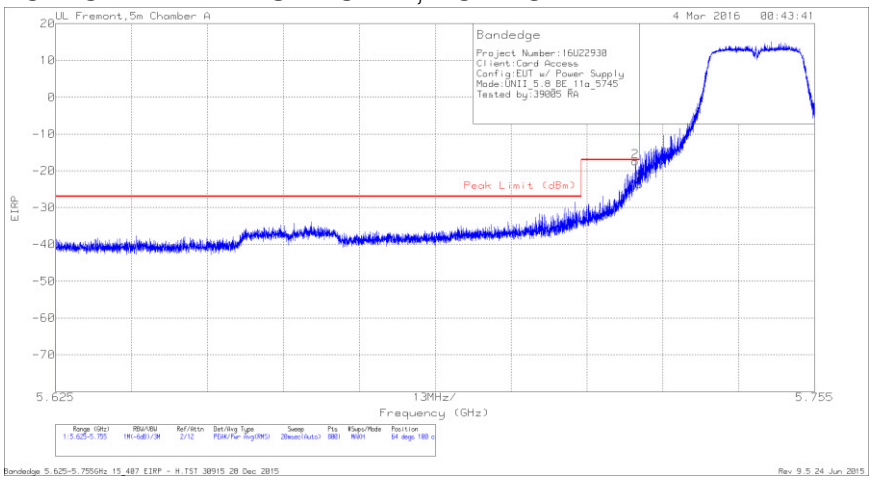

Trace Markers

Marker	Frequency (GHz)	Meter Reading (dBm)	Det	AF T346 (db/m)	Amp/Cbl/Filtr/Pad (dB)	Conversion Factor (dB)	Corrected Reading EIRP	Peak Limit (dBm)	PK Margin (dB)	Azimuth (Degs)	Height (cm)	Polarity
2	5.724	-44.01	Pk	34.9	-20.1	11.8	-17.41	-17	-.41	64	100	H
1	5.725	-50.23	Pk	34.9	-20.1	11.8	-23.63	-17	-6.63	64	100	H

Pk - Peak detector

This report shall not be reproduced except in full, without the written approval of UL Verification Services Inc. .

LOW CHANNEL RESTRICTED, VERTICAL

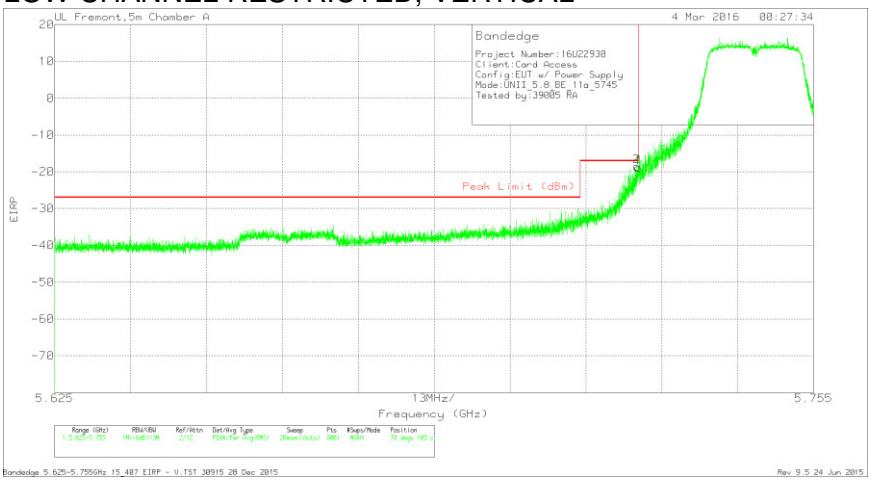

Trace Markers

Marker	Frequency (GHz)	Meter Reading (dBm)	Det	AF T346 (db/m)	Amp/Cbl/Fltr/Pad (dB)	Conversion Factor (dB)	Corrected Reading EIRP	Peak Limit (dBm)	PK Margin (dB)	Azimuth (Degs)	Height (cm)	Polarity
1	5.725	-45.53	Pk	34.9	-20.1	11.8	-18.93	-17	-1.93	78	105	V
2	5.725	-45.09	Pk	34.9	-20.1	11.8	-18.49	-17	-1.49	78	105	V

Pk - Peak detector

UL VERIFICATION SERVICES INC. FORM NO: CCSUP4701J
47173 BENICIA STREET, FREMONT, CA 94538, USA TEL: (510) 771-1000 FAX: (510) 661-0888
This report shall not be reproduced except in full, without the written approval of UL Verification Services Inc. .

RESTRICTED BANDEDGE (CHANNEL 153)

CHANNEL 153 RESTRICTED, HORIZONTAL

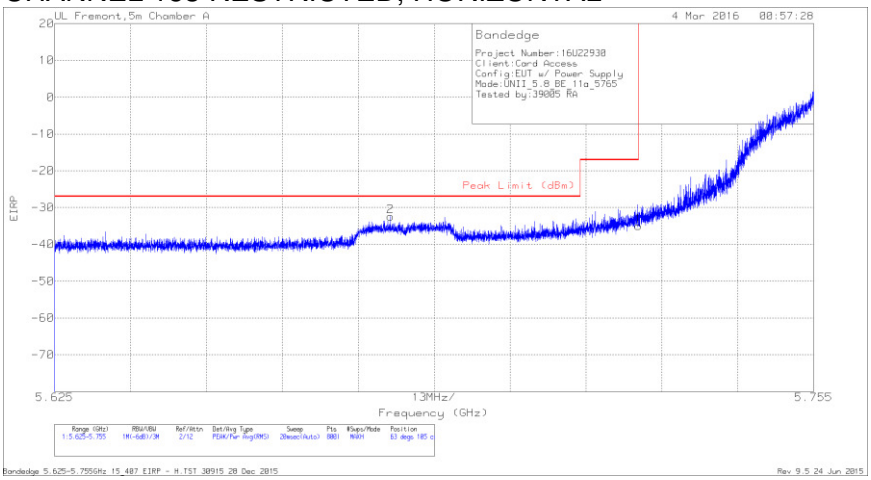

Trace Markers

Marker	Frequency (GHz)	Meter Reading (dBm)	Det	AF T346 (db/m)	Amp/Cbl/Fltr/Pad (dB)	Conversion Factor (dB)	Corrected Reading EIRP	Peak Limit (dBm)	PK Margin (dB)	Azimuth (Degs)	Height (cm)	Polarity
2	5.683	-58.81	Pk	34.9	-20.3	11.8	-32.41	-27	-5.41	63	105	H
1	5.725	-61.59	Pk	34.9	-20.1	11.8	-34.99	-17	-17.99	63	105	H

Pk - Peak detector

This report shall not be reproduced except in full, without the written approval of UL Verification Services Inc. .

CHANNEL 153 RESTRICTED, VERTICAL

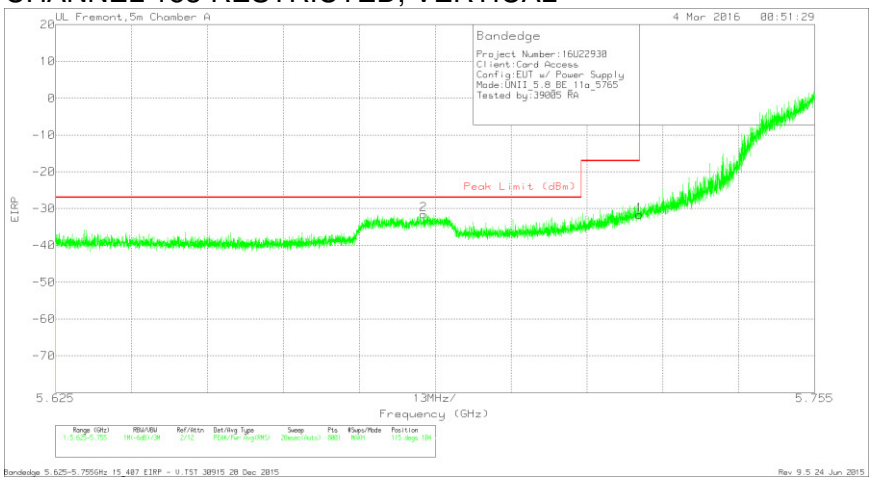

Trace Markers

Marker	Frequency (GHz)	Meter Reading (dBm)	Det	AF T346 (db/m)	Amp/Cbl/Fltr/Pad (dB)	Conversion Factor (dB)	Corrected Reading EIRP	Peak Limit (dBm)	PK Margin (dB)	Azimuth (Degs)	Height (cm)	Polarity
2	5.688	-57.9	Pk	34.9	-20.3	11.8	-31.5	-27	-4.5	115	104	V
1	5.725	-58.29	Pk	34.9	-20.1	11.8	-31.69	-17	-14.69	115	104	V

Pk - Peak detector

This report shall not be reproduced except in full, without the written approval of UL Verification Services Inc. .

AUTHORIZED BANDEDGE (CHANNEL 161)

CHANNEL 161 BANDEDGE, HORIZONTAL

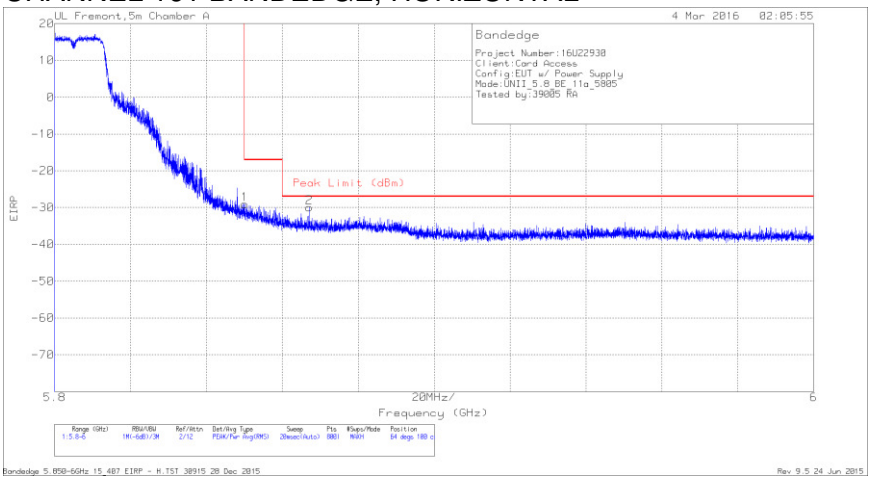

Trace Markers

Marker	Frequency (GHz)	Meter Reading (dBm)	Det	AF T346 (db/m)	Amp/Cbl/Filtr/Pad (dB)	Conversion Factor (dB)	Corrected Reading EIRP	Peak Limit (dBm)	PK Margin (dB)	Azimuth (Degs)	Height (cm)	Polarity
1	5.85	-56.29	Pk	35.1	-19.7	11.8	-29.09	-17	-12.09	64	100	H
2	5.867	-57.1	Pk	35.1	-19.7	11.8	-29.9	-27	-2.9	64	100	H

Pk - Peak detector

This report shall not be reproduced except in full, without the written approval of UL Verification Services Inc. .

CHANNEL 161 BANDEDGE, VERTICAL

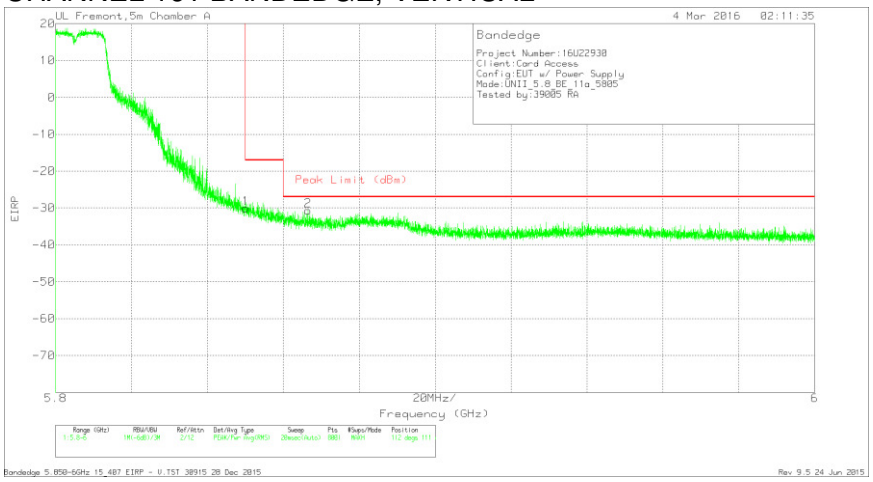

Trace Markers

Marker	Frequency (GHz)	Meter Reading (dBm)	Det	AF T346 (db/m)	Amp/Cbl/Fltr/Pad (dB)	Conversion Factor (dB)	Corrected Reading EIRP	Peak Limit (dBm)	PK Margin (dB)	Azimuth (Degs)	Height (cm)	Polarity
1	5.85	-57.25	Pk	35.1	-19.7	11.8	-30.05	-17	-13.05	112	111	V
2	5.867	-57.8	Pk	35.1	-19.8	11.8	-30.7	-27	-3.7	112	111	V

Pk - Peak detector

UL VERIFICATION SERVICES INC. FORM NO: CCSUP4701J
47173 BENICIA STREET, FREMONT, CA 94538, USA TEL: (510) 771-1000 FAX: (510) 661-0888
This report shall not be reproduced except in full, without the written approval of UL Verification Services Inc. .

AUTHORIZED BANDEDGE (HIGH CHANNEL)

HIGH CHANNEL BANDEDGE, HORIZONTAL

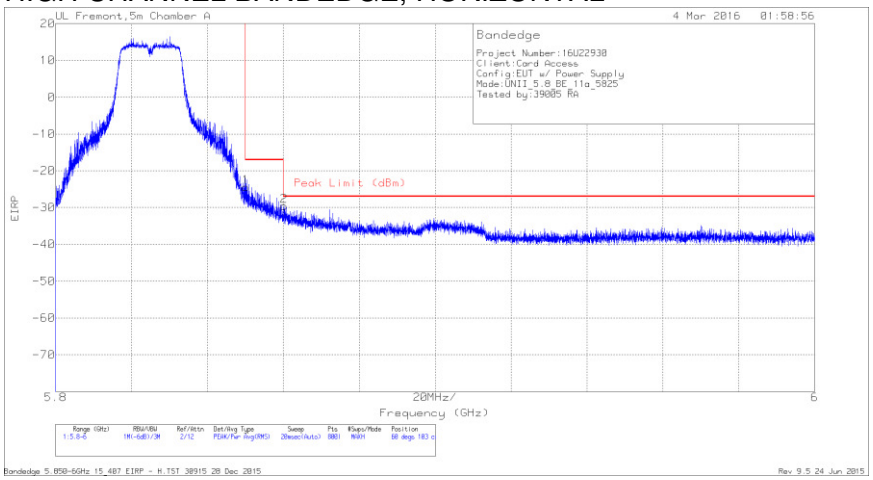

Trace Markers

Marker	Frequency (GHz)	Meter Reading (dBm)	Det	AF T346 (db/m)	Amp/Cbl/Filtr/Pad (dB)	Conversion Factor (dB)	Corrected Reading EIRP	Peak Limit (dBm)	PK Margin (dB)	Azimuth (Degs)	Height (cm)	Polarity
1	5.85	-51.64	Pk	35.1	-19.7	11.8	-24.44	-17	-7.44	60	103	H
2	5.86	-56.66	Pk	35.1	-19.8	11.8	-29.56	-27	-2.56	60	103	H

Pk - Peak detector

This report shall not be reproduced except in full, without the written approval of UL Verification Services Inc. .

HIGH CHANNEL BANDEDGE, VERTICAL

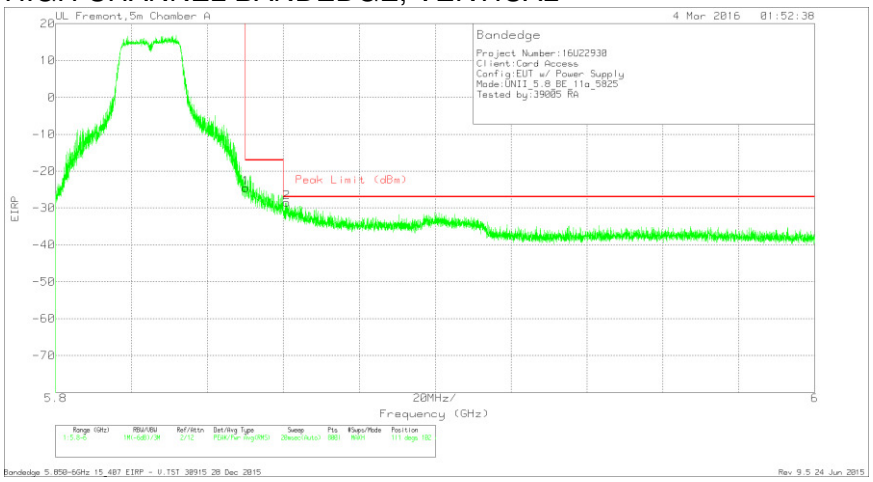

Trace Markers

Marker	Frequency (GHz)	Meter Reading (dBm)	Det	AF T346 (db/m)	Amp/Cbl/Fltr/Pad (dB)	Conversion Factor (dB)	Corrected Reading EIRP	Peak Limit (dBm)	PK Margin (dB)	Azimuth (Degs)	Height (cm)	Polarity
1	5.85	-51.8	Pk	35.1	-19.7	11.8	-24.6	-17	-7.6	111	102	V
2	5.861	-55.61	Pk	35.1	-19.8	11.8	-28.51	-27	-1.51	111	102	V

Pk - Peak detector

UL VERIFICATION SERVICES INC. FORM NO: CCSUP4701J
47173 BENICIA STREET, FREMONT, CA 94538, USA TEL: (510) 771-1000 FAX: (510) 661-0888
This report shall not be reproduced except in full, without the written approval of UL Verification Services Inc. .

HARMONICS AND SPURIOUS EMISSIONS

LOW CHANNEL HORIZONTAL PLOT

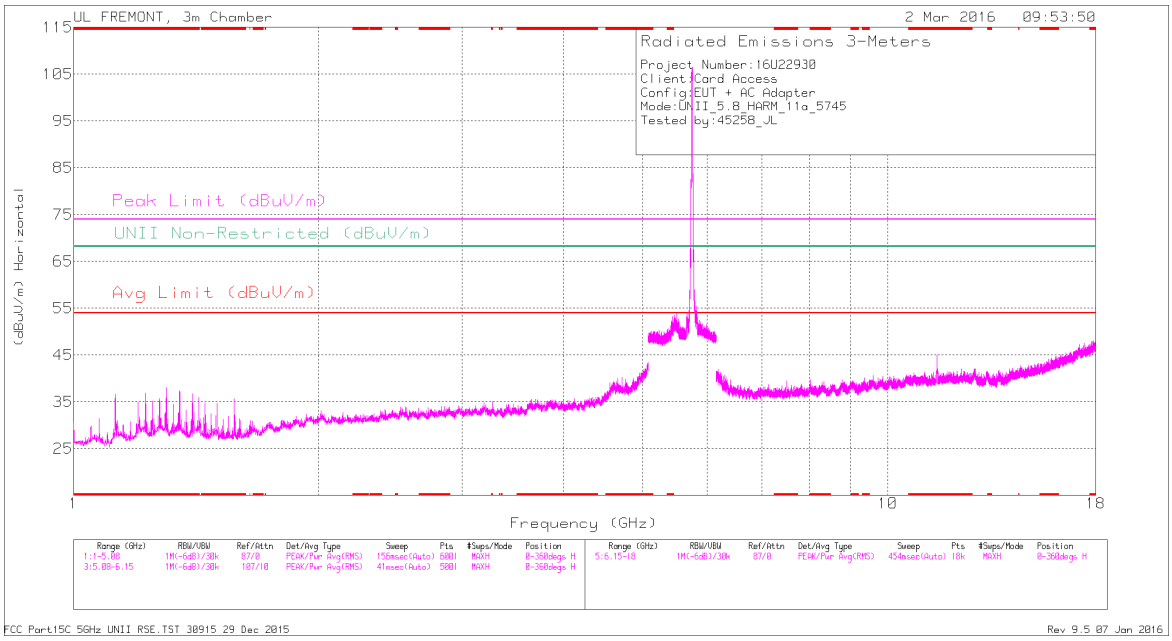

LOW CHANNEL VERTICAL PLOT

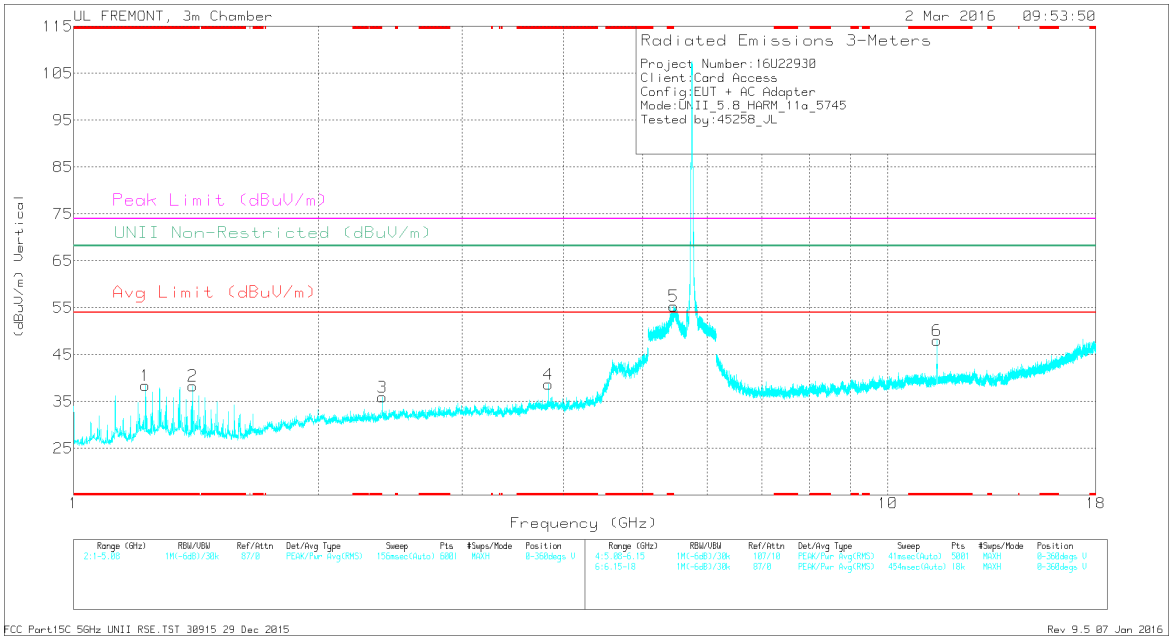

Note: Emission was scanned up to 40GHz; No emissions were detected above the noise floor which was at least 20dB below the specification limit.

This report shall not be reproduced except in full, without the written approval of UL Verification Services Inc. .

DATA

Trace Markers

Marker	Frequency (GHz)	Meter Reading (dBuV)	Det	AF T119 (dB/m)	Amp/Cbl/Fltr/Pad (dB)	DC Corr (dB)	Corrected Reading (dBuV/m)	Avg Limit (dBuV/m)	Margin (dB)	Peak Limit (dBuV/m)	PK Margin (dB)	UNII Non-Restricted (dBuV/m)	PK Margin (dB)	Azimuth (Degs)	Height (cm)	Polarity
1	* 1.225	41.88	Pk	29.2	-32.6	0	38.48	-	-	74	-35.52	-	-	0-360	200	V
2	* 1.4	42.06	Pk	28.6	-32.3	0	38.36	-	-	74	-35.64	-	-	0-360	200	V
4	* 3.83	35.75	Pk	33.1	-30.2	0	38.65	-	-	74	-35.35	-	-	0-360	100	V
5	* 5.452	40.67	Pk	34.6	-19.9	0	55.37	-	-	74	-18.63	-	-	0-360	100	V
6	* 11.488	32.93	Pk	38.4	-23.3	0	48.03	-	-	74	-25.97	-	-	0-360	100	V
3	2.393	35.81	Pk	32	-31.9	0	35.91	-	-	-	-	68.2	-32.29	0-360	100	V

* - indicates frequency in CFR15.205/IC8.10 RSS-Restricted Band

Pk - Peak detector

Radiated Emissions

Frequency (GHz)	Meter Reading (dBuV)	Det	AF T119 (dB/m)	Amp/Cbl/Fltr/Pad (dB)	DC Corr (dB)	Corrected Reading (dBuV/m)	Avg Limit (dBuV/m)	Margin (dB)	Peak Limit (dBuV/m)	PK Margin (dB)	UNII Non-Restricted (dBuV/m)	PK Margin (dB)	Azimuth (Degs)	Height (cm)	Polarity
* 1.225	45.18	PK-U	29.2	-32.6	0	41.78	-	-	74	-32.22	-	-	299	102	V
* 1.225	39.28	ADR	29.2	-32.6	.13	36.01	54	-17.99	-	-	-	-	299	102	V
* 1.4	42.49	PK-U	28.6	-32.3	0	38.79	-	-	74	-35.21	-	-	255	249	V
* 1.4	35.14	ADR	28.6	-32.3	.13	31.57	54	-22.43	-	-	-	-	255	249	V
* 3.83	39.55	PK-U	33.1	-30.2	0	42.45	-	-	74	-31.55	-	-	230	175	V
* 3.83	30.56	ADR	33.1	-30.2	.13	33.59	54	-20.41	-	-	-	-	230	175	V
* 5.451	48.02	PK-U	34.6	-19.9	0	62.72	-	-	74	-11.28	-	-	321	134	V
* 5.452	36.05	ADR	34.6	-19.9	.13	50.88	54	-3.12	-	-	-	-	321	134	V
* 11.489	42.63	PK-U	38.4	-23.3	0	57.73	-	-	74	-16.27	-	-	84	337	V
* 11.49	30.23	ADR	38.4	-23.4	.13	45.36	54	-8.64	-	-	-	-	84	337	V
2.392	39.98	PK-U	32	-31.8	0	40.18	-	-	-	-	68.2	-28.02	212	278	V

* - indicates frequency in CFR15.205/IC8.10 RSS-Restricted Band

PK-U - U-NII: Maximum Peak

ADR - U-NII AD primary method, RMS average

UL VERIFICATION SERVICES INC. FORM NO: CCSUP4701J
47173 BENICIA STREET, FREMONT, CA 94538, USA TEL: (510) 771-1000 FAX: (510) 661-0888

This report shall not be reproduced except in full, without the written approval of UL Verification Services Inc. .

MID CHANNEL HORIZONTAL PLOT

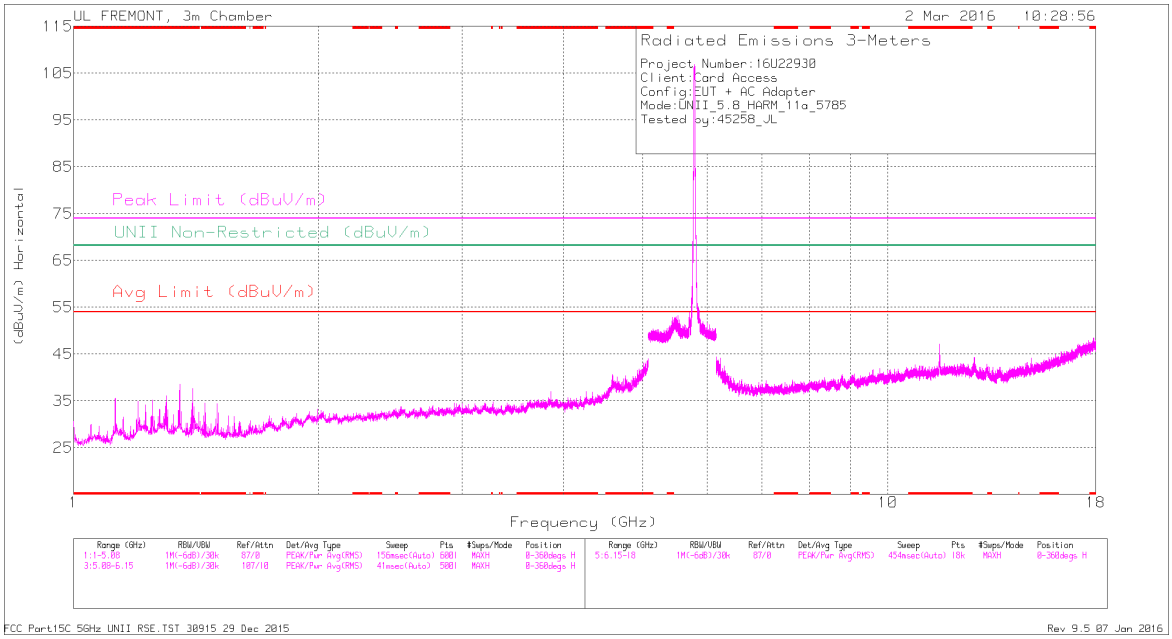

MID CHANNEL VERTICAL PLOT

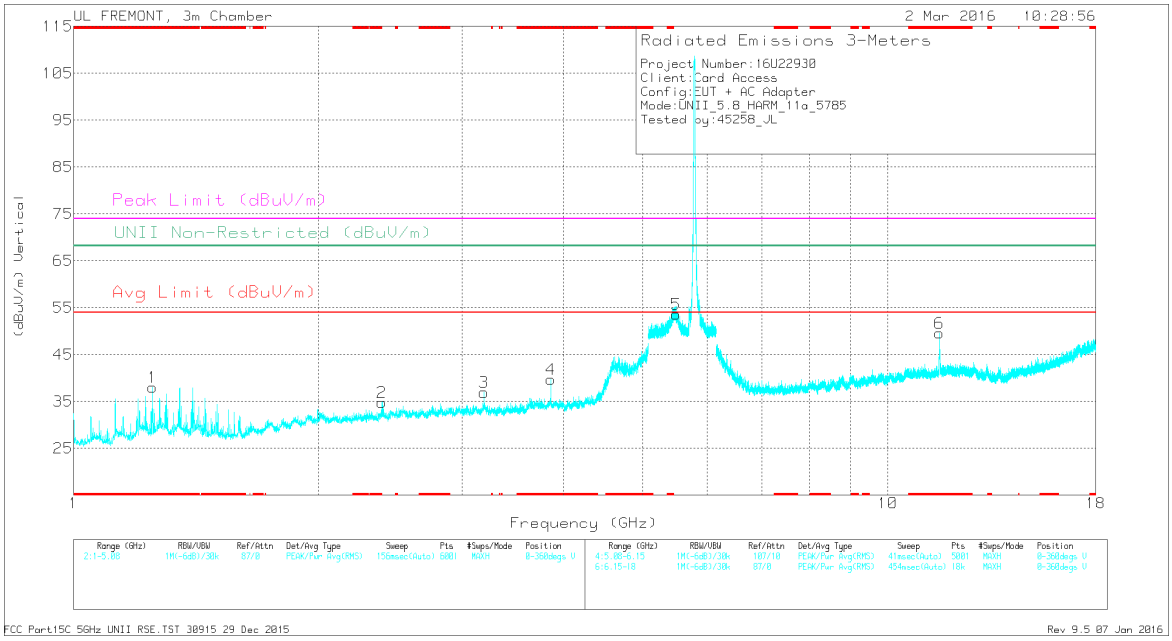

Note: Emission was scanned up to 40GHz; No emissions were detected above the noise floor which was at least 20dB below the specification limit.

This report shall not be reproduced except in full, without the written approval of UL Verification Services Inc. .

DATA

Trace Markers

Marker	Frequency (GHz)	Meter Reading (dBuV)	Det	AF T119 (dB/m)	Amp/Cbl/Fltr/Pad (dB)	DC Corr (dB)	Corrected Reading (dBuV/m)	Avg Limit (dBuV/m)	Margin (dB)	Peak Limit (dBuV/m)	PK Margin (dB)	UNII Non-Restricted (dBuV/m)	PK Margin (dB)	Azimuth (Degs)	Height (cm)	Polarity
1	* 1.25	41.41	Pk	29.4	-32.8	0	38.01	-	-	74	-35.99	-	-	0-360	200	V
4	* 3.857	36.43	Pk	33.1	-29.8	0	39.73	-	-	74	-34.27	-	-	0-360	100	V
6	* 11.567	34.33	Pk	38.6	-23.3	0	49.63	-	-	74	-24.37	-	-	0-360	100	V
2	2.391	34.6	Pk	32	-31.8	0	34.8	-	-	-	-	68.2	-33.4	0-360	200	V
3	3.192	34.54	Pk	32.6	-30.2	0	36.94	-	-	-	-	68.2	-31.26	0-360	100	V
5	5.494	38.89	Pk	34.6	-19.9	0	53.59	-	-	-	-	68.2	-14.61	0-360	100	V

* - indicates frequency in CFR15.205/IC8.10 RSS-Restricted Band

Pk - Peak detector

Radiated Emissions

Frequency (GHz)	Meter Reading (dBuV)	Det	AF T119 (dB/m)	Amp/Cbl/Fltr/Pad (dB)	DC Corr (dB)	Corrected Reading (dBuV/m)	Avg Limit (dBuV/m)	Margin (dB)	Peak Limit (dBuV/m)	PK Margin (dB)	UNII Non-Restricted (dBuV/m)	PK Margin (dB)	Azimuth (Degs)	Height (cm)	Polarity
* 1.25	44.24	PK-U	29.4	-32.8	0	40.84	-	-	74	-33.16	-	-	302	105	V
* 1.25	38.82	ADR	29.4	-32.8	.13	35.55	54	-18.45	-	-	-	-	302	105	V
* 3.856	38.82	PK-U	33.1	-29.8	0	42.12	-	-	74	-31.88	-	-	256	151	V
* 3.856	27.87	ADR	33.1	-29.8	.13	31.3	54	-22.7	-	-	-	-	256	151	V
* 11.566	40.48	PK-U	38.5	-23.3	0	55.68	-	-	74	-18.32	-	-	336	368	V
* 11.569	29.17	ADR	38.6	-23.3	.13	44.6	54	-9.4	-	-	-	-	336	368	V
2.392	39.59	PK-U	32	-31.8	0	39.79	-	-	-	-	68.2	-28.41	275	181	V
3.193	38.85	PK-U	32.6	-30.2	0	41.25	-	-	-	-	68.2	-26.95	190	205	V
5.494	47.26	PK-U	34.6	-19.9	0	61.96	-	-	-	-	68.2	-6.24	351	126	V

* - indicates frequency in CFR15.205/IC8.10 RSS-Restricted Band

PK-U - U-NII: Maximum Peak

ADR - U-NII AD primary method, RMS average

UL VERIFICATION SERVICES INC. FORM NO: CCSUP4701J
47173 BENICIA STREET, FREMONT, CA 94538, USA TEL: (510) 771-1000 FAX: (510) 661-0888
This report shall not be reproduced except in full, without the written approval of UL Verification Services Inc. .

HIGH CHANNEL HORIZONTAL PLOT

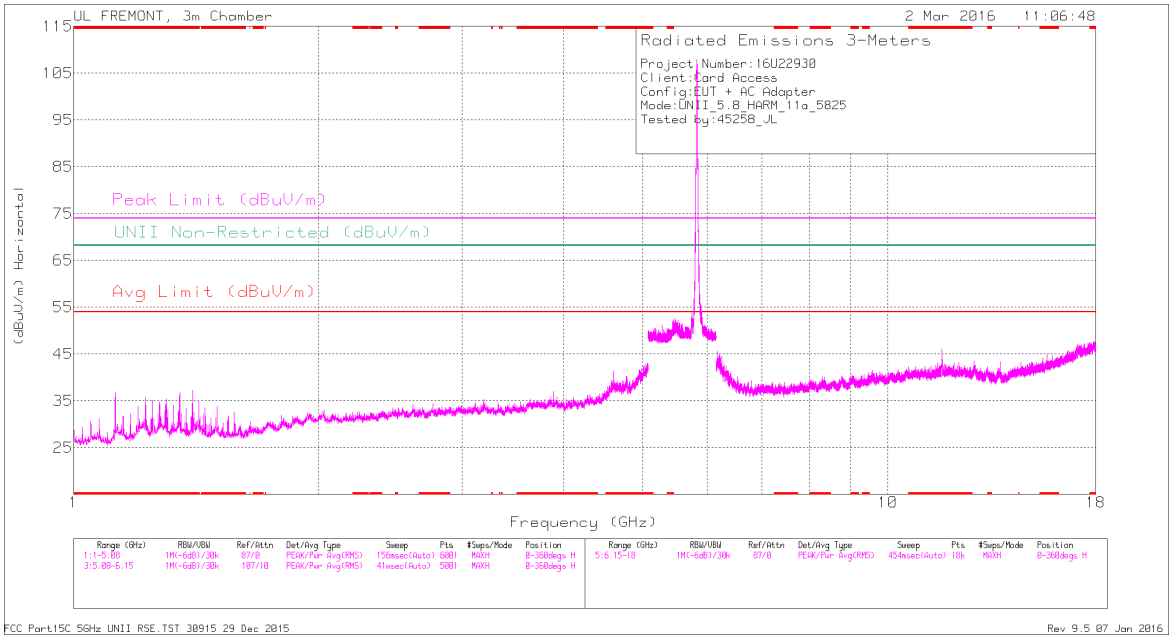

HIGH CHANNEL VERTICAL PLOT

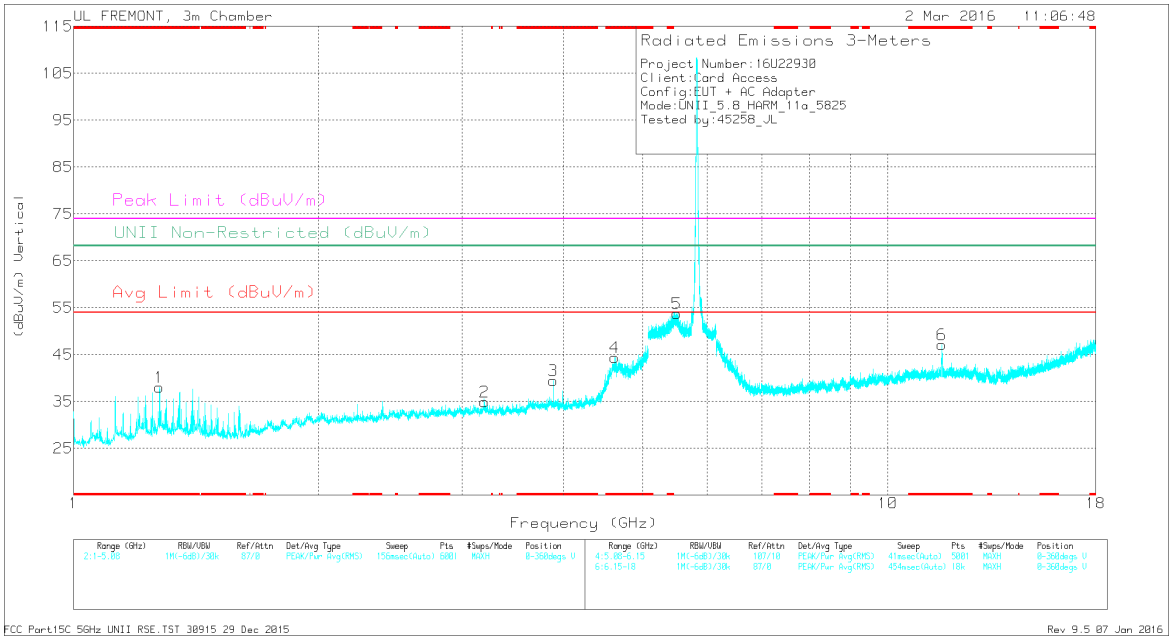

This report shall not be reproduced except in full, without the written approval of UL Verification Services Inc. .

DATA

Trace Markers

Marker	Frequency (GHz)	Meter Reading (dBuV)	Det	AF T119 (dB/m)	Amp/Cbl/Fltr/Pad (dB)	DC Corr (dB)	Corrected Reading (dBuV/m)	Avg Limit (dBuV/m)	Margin (dB)	Peak Limit (dBuV/m)	PK Margin (dB)	UNII Non-Restricted (dBuV/m)	PK Margin (dB)	Azimuth (Degs)	Height (cm)	Polarity
1	* 1.275	41.51	Pk	29.6	-33.1	0	38.01	-	-	74	-35.99	-	-	0-360	200	V
3	* 3.883	36.31	Pk	33.2	-30	0	39.51	-	-	74	-34.49	-	-	0-360	100	V
4	* 4.621	39.71	Pk	33.9	-29.2	0	44.41	-	-	74	-29.59	-	-	0-360	100	V
6	* 11.645	31.92	Pk	38.7	-23.5	0	47.12	-	-	74	-26.88	-	-	0-360	200	V
2	3.198	32.46	Pk	32.6	-30.1	0	34.96	-	-	-	-	68.2	-33.24	0-360	100	V
5	5.503	38.92	Pk	34.6	-19.8	0	53.72	-	-	-	-	68.2	-14.48	0-360	100	V

* - indicates frequency in CFR15.205/IC8.10 RSS-Restricted Band

Pk - Peak detector

Radiated Emissions

Frequency (GHz)	Meter Reading (dBuV)	Det	AF T119 (dB/m)	Amp/Cbl/Fltr/Pad (dB)	DC Corr (dB)	Corrected Reading (dBuV/m)	Avg Limit (dBuV/m)	Margin (dB)	Peak Limit (dBuV/m)	PK Margin (dB)	UNII Non-Restricted (dBuV/m)	PK Margin (dB)	Azimuth (Degs)	Height (cm)	Polarity
* 1.275	44.65	PK-U	29.7	-33.1	0	41.25	-	-	74	-32.75	-	-	301	102	V
* 1.275	37.82	ADR	29.7	-33.1	.14	34.56	54	-19.44	-	-	-	-	301	102	V
* 3.883	39.63	PK-U	33.2	-30	0	42.83	-	-	74	-31.17	-	-	230	171	V
* 3.883	30.27	ADR	33.2	-30	.14	33.61	54	-20.39	-	-	-	-	230	171	V
* 4.622	43.28	PK-U	33.9	-29.2	0	47.98	-	-	74	-26.02	-	-	347	133	V
* 4.621	31.79	ADR	33.9	-29.2	.14	36.63	54	-17.37	-	-	-	-	347	133	V
* 11.646	39.4	PK-U	38.7	-23.5	0	54.6	-	-	74	-19.4	-	-	340	145	V
* 11.646	27.37	ADR	38.7	-23.5	.14	42.71	54	-11.29	-	-	-	-	340	145	V
3.197	38.43	PK-U	32.6	-30.1	0	40.93	-	-	-	-	68.2	-27.27	252	164	V
5.503	46.63	PK-U	34.6	-19.8	0	61.43	-	-	-	-	68.2	-6.77	328	145	V

* - indicates frequency in CFR15.205/IC8.10 RSS-Restricted Band

PK-U - U-NII: Maximum Peak

ADR - U-NII AD primary method, RMS average

This report shall not be reproduced except in full, without the written approval of UL Verification Services Inc. .

10.13. TX ABOVE 1 GHz 802.11n HT20 MODE IN THE 5.8 GHz BAND

RESTRICTED BANDEDGE (LOW CHANNEL)

LOW CHANNEL RESTRICTED, HORIZONTAL

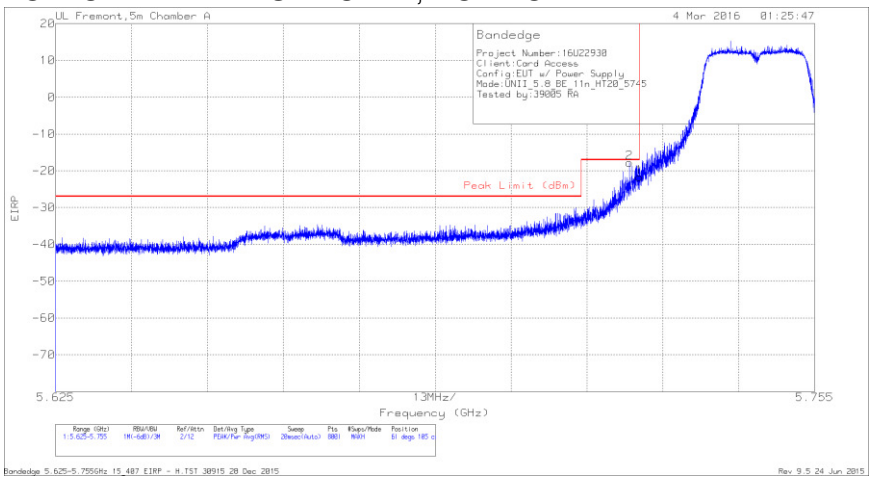

Trace Markers

Marker	Frequency (GHz)	Meter Reading (dBm)	Det	AF T346 (db/m)	Amp/Cbl/Fltr/Pad (dB)	Conversion Factor (dB)	Corrected Reading EIRP	Peak Limit (dBm)	PK Margin (dB)	Azimuth (Degs)	Height (cm)	Polarity
2	5.723	-44.34	Pk	34.9	-20.1	11.8	-17.74	-17	-.74	61	105	H
1	5.725	-48.36	Pk	34.9	-20.1	11.8	-21.76	-17	-4.76	61	105	H

Pk - Peak detector

This report shall not be reproduced except in full, without the written approval of UL Verification Services Inc. .

LOW CHANNEL RESTRICTED, VERTICAL

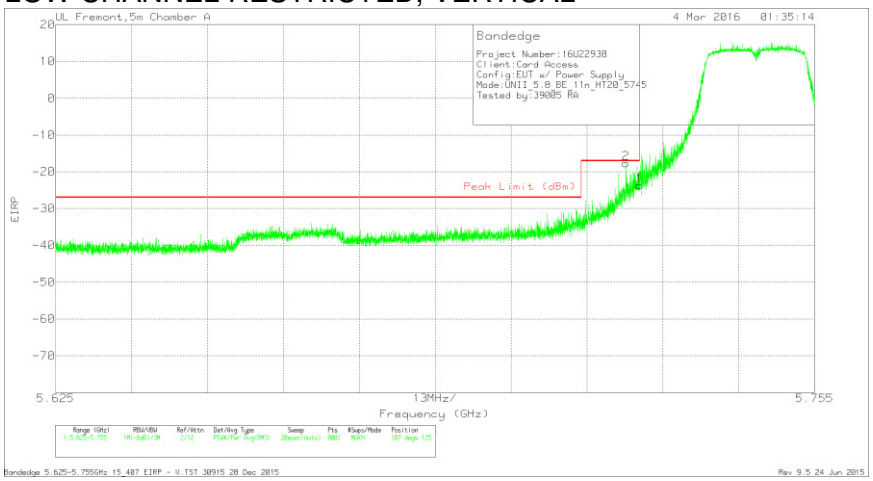

Trace Markers

Marker	Frequency (GHz)	Meter Reading (dBm)	Det	AF T346 (db/m)	Amp/Cbl/Fltr/Pad (dB)	Conversion Factor (dB)	Corrected Reading EIRP	Peak Limit (dBm)	PK Margin (dB)	Azimuth (Degs)	Height (cm)	Polarity
2	5.723	-44.31	Pk	34.9	-20.1	11.8	-17.71	-17	-.71	107	125	V
1	5.725	-50.24	Pk	34.9	-20.1	11.8	-23.64	-17	-6.64	107	125	V

Pk - Peak detector

This report shall not be reproduced except in full, without the written approval of UL Verification Services Inc. .

RESTRICTED BANDEDGE (CHANNEL 153)

CHANNEL 153 RESTRICTED, HORIZONTAL

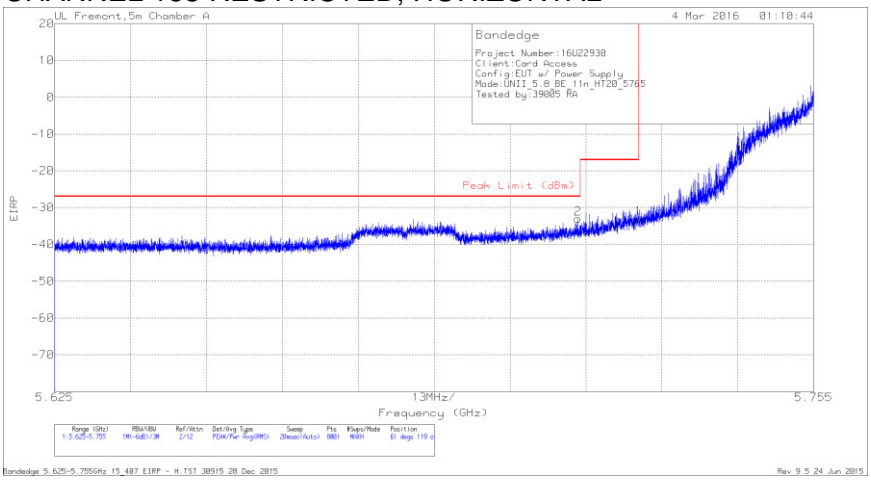

Trace Markers

Marker	Frequency (GHz)	Meter Reading (dBm)	Det	AF T346 (db/m)	Amp/Cbl/Filtr/Pad (dB)	Conversion Factor (dB)	Corrected Reading EIRP	Peak Limit (dBm)	PK Margin (dB)	Azimuth (Degs)	Height (cm)	Polarity
2	5.715	-59.6	Pk	34.9	-20.1	11.8	-33	-27	-6	61	119	H
1	5.725	-59.56	Pk	34.9	-20.1	11.8	-32.96	-17	-15.96	61	119	H

Pk - Peak detector

This report shall not be reproduced except in full, without the written approval of UL Verification Services Inc. .

CHANNEL 153 RESTRICTED, VERTICAL

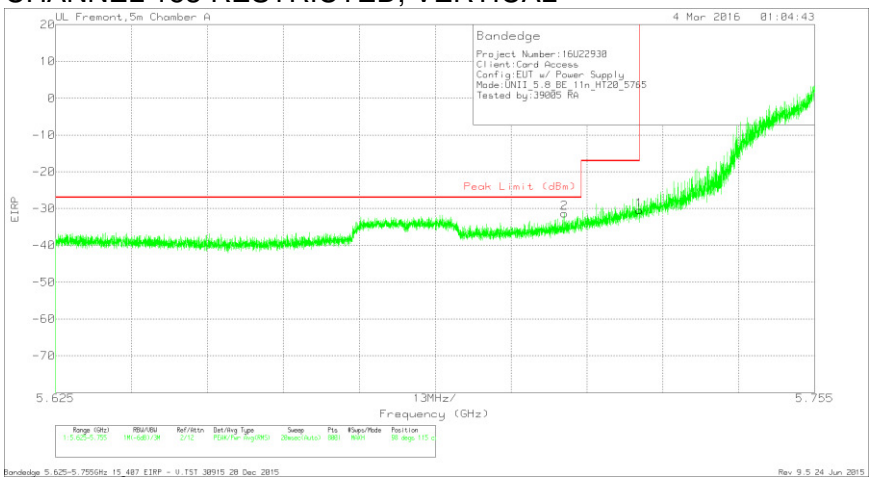

Trace Markers

Marker	Frequency (GHz)	Meter Reading (dBm)	Det	AF T346 (db/m)	Amp/Cbl/Fltr/Pad (dB)	Conversion Factor (dB)	Corrected Reading EIRP	Peak Limit (dBm)	PK Margin (dB)	Azimuth (Degs)	Height (cm)	Polarity
2	5.712	-57.84	Pk	34.9	-20.1	11.8	-31.24	-27	-4.24	98	115	V
1	5.725	-57.07	Pk	34.9	-20.1	11.8	-30.47	-17	-13.47	98	115	V

Pk - Peak detector

This report shall not be reproduced except in full, without the written approval of UL Verification Services Inc. .

AUTHORIZED BANDEDGE (CHANNEL 161)

CHANNEL 161 BANDEDGE, HORIZONTAL

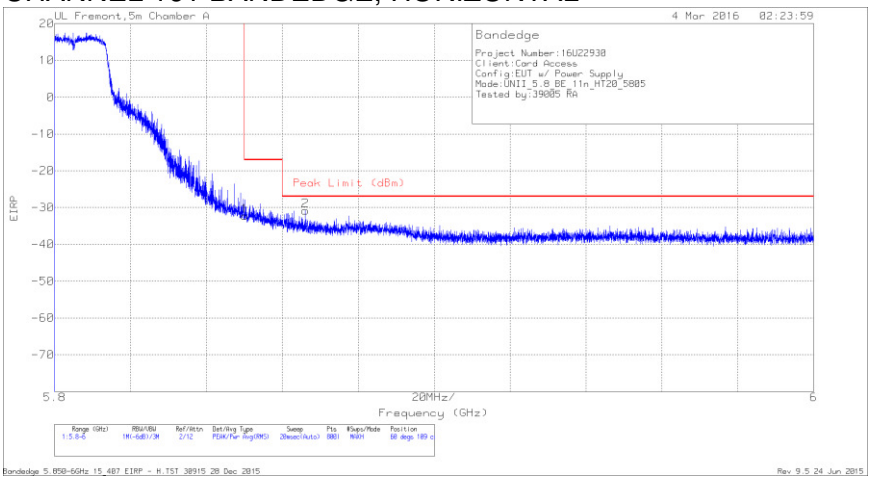

Trace Markers

Marker	Frequency (GHz)	Meter Reading (dBm)	Det	AF T346 (db/m)	Amp/Cbl/Filtr/Pad (dB)	Conversion Factor (dB)	Corrected Reading EIRP	Peak Limit (dBm)	PK Margin (dB)	Azimuth (Degs)	Height (cm)	Polarity
1	5.85	-59.54	Pk	35.1	-19.7	11.8	-32.34	-17	-15.34	60	109	H
2	5.866	-57.92	Pk	35.1	-19.8	11.8	-30.82	-27	-3.82	60	109	H

Pk - Peak detector

This report shall not be reproduced except in full, without the written approval of UL Verification Services Inc. .

CHANNEL 161 BANDEDGE, VERTICAL

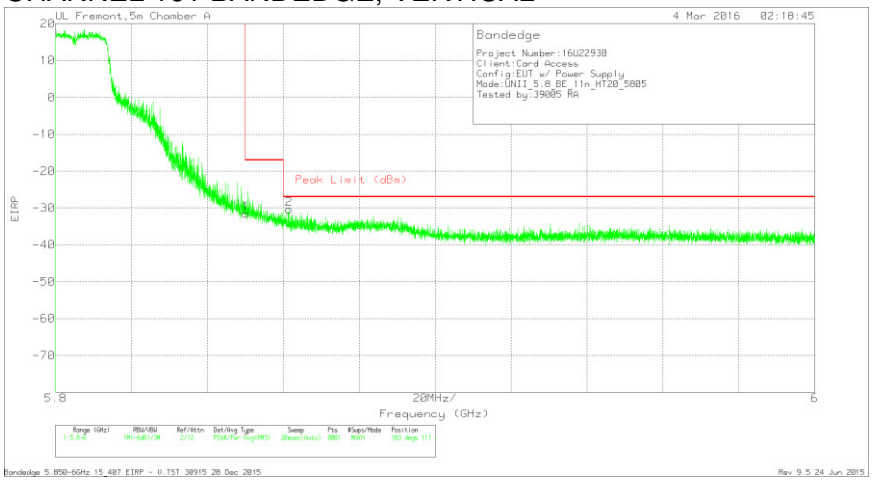

Trace Markers

Marker	Frequency (GHz)	Meter Reading (dBm)	Det	AF T346 (db/m)	Amp/Cbl/Filtr/Pad (dB)	Conversion Factor (dB)	Corrected Reading EIRP	Peak Limit (dBm)	PK Margin (dB)	Azimuth (Degs)	Height (cm)	Polarity
1	5.85	-58.72	Pk	35.1	-19.7	11.8	-31.52	-17	-14.52	103	111	V
2	5.862	-57.38	Pk	35.1	-19.8	11.8	-30.28	-27	-3.28	103	111	V

Pk - Peak detector

UL VERIFICATION SERVICES INC. FORM NO: CCSUP4701J
47173 BENICIA STREET, FREMONT, CA 94538, USA TEL: (510) 771-1000 FAX: (510) 661-0888
This report shall not be reproduced except in full, without the written approval of UL Verification Services Inc. .

AUTHORIZED BANDEDGE (HIGH CHANNEL)

HIGH CHANNEL BANDEDGE, HORIZONTAL

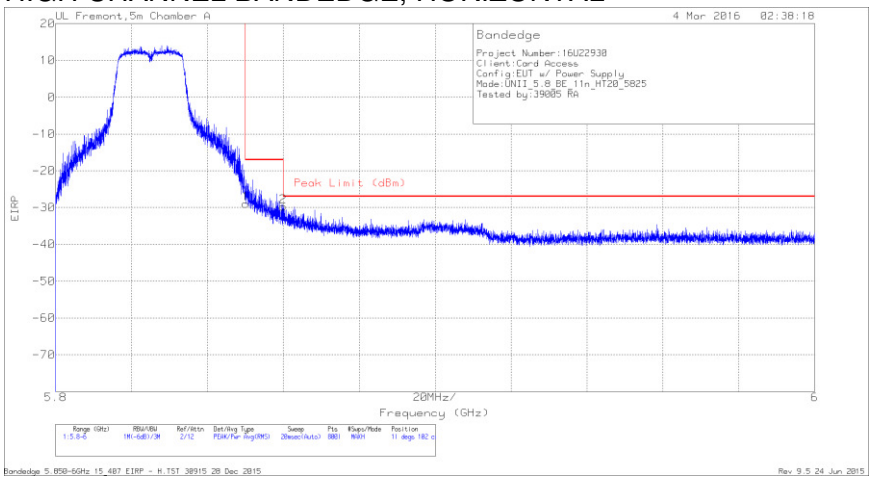

Trace Markers

Marker	Frequency (GHz)	Meter Reading (dBm)	Det	AF T346 (db/m)	Amp/Cbl/Fltr/Pad (dB)	Conversion Factor (dB)	Corrected Reading EIRP	Peak Limit (dBm)	PK Margin (dB)	Azimuth (Degs)	Height (cm)	Polarity
1	5.85	-56.18	Pk	35.1	-19.7	11.8	-28.98	-17	-11.98	11	102	H
2	5.86	-56.85	Pk	35.1	-19.8	11.8	-29.75	-27	-2.75	11	102	H

Pk - Peak detector

This report shall not be reproduced except in full, without the written approval of UL Verification Services Inc. .

HIGH CHANNEL BANDEDGE, VERTICAL

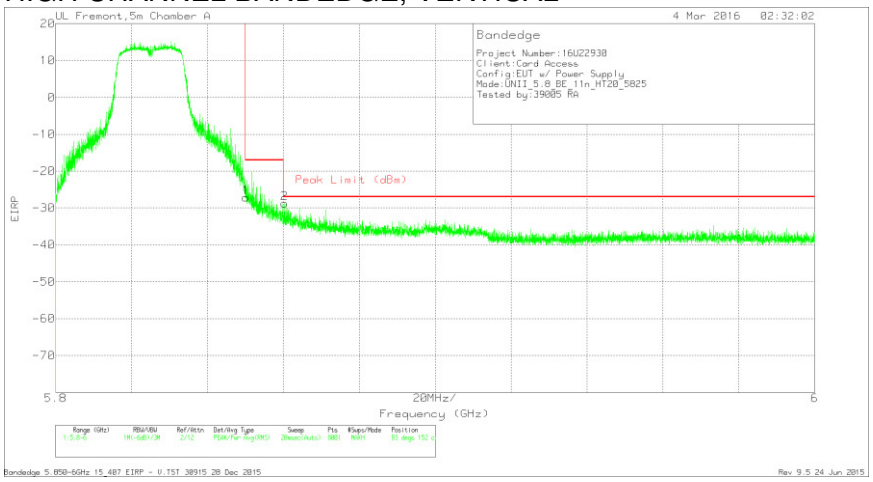

Trace Markers

Marker	Frequency (GHz)	Meter Reading (dBm)	Det	AF T346 (db/m)	Amp/Cbl/Fltr/Pad (dB)	Conversion Factor (dB)	Corrected Reading EIRP	Peak Limit (dBm)	PK Margin (dB)	Azimuth (Degs)	Height (cm)	Polarity
1	5.85	-54.32	Pk	35.1	-19.7	11.8	-27.12	-17	-10.12	93	152	V
2	5.86	-55.81	Pk	35.1	-19.8	11.8	-28.71	-27	-1.71	93	152	V

Pk - Peak detector

UL VERIFICATION SERVICES INC. FORM NO: CCSUP4701J
47173 BENICIA STREET, FREMONT, CA 94538, USA TEL: (510) 771-1000 FAX: (510) 661-0888
This report shall not be reproduced except in full, without the written approval of UL Verification Services Inc. .

HARMONICS AND SPURIOUS EMISSIONS

LOW CHANNEL HORIZONTAL PLOT

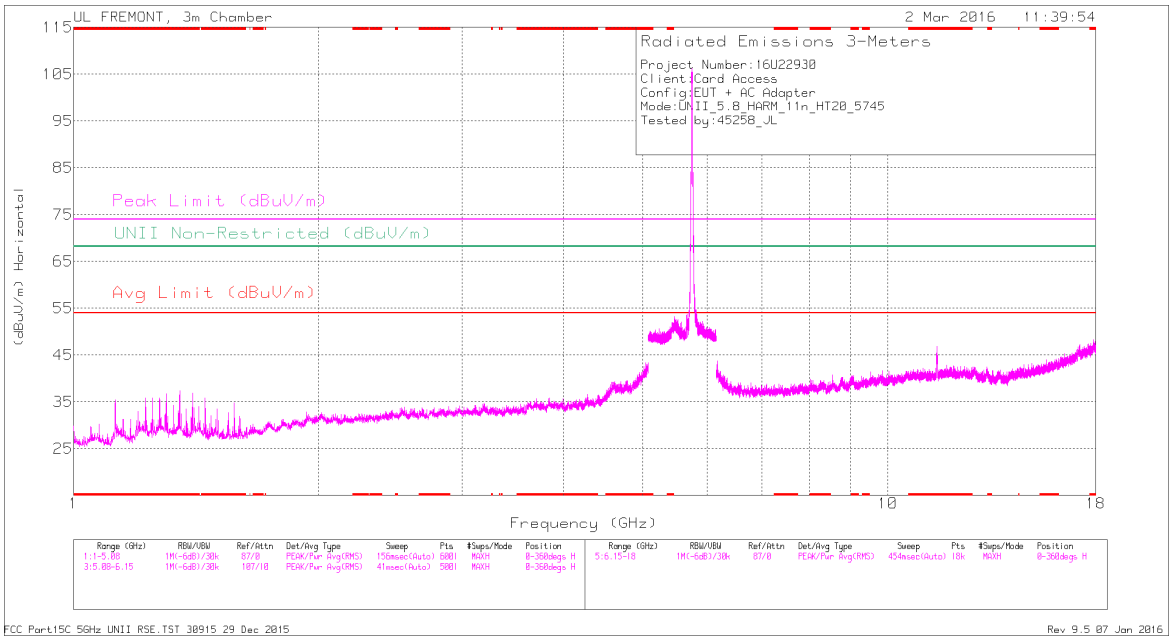

LOW CHANNEL VERTICAL PLOT

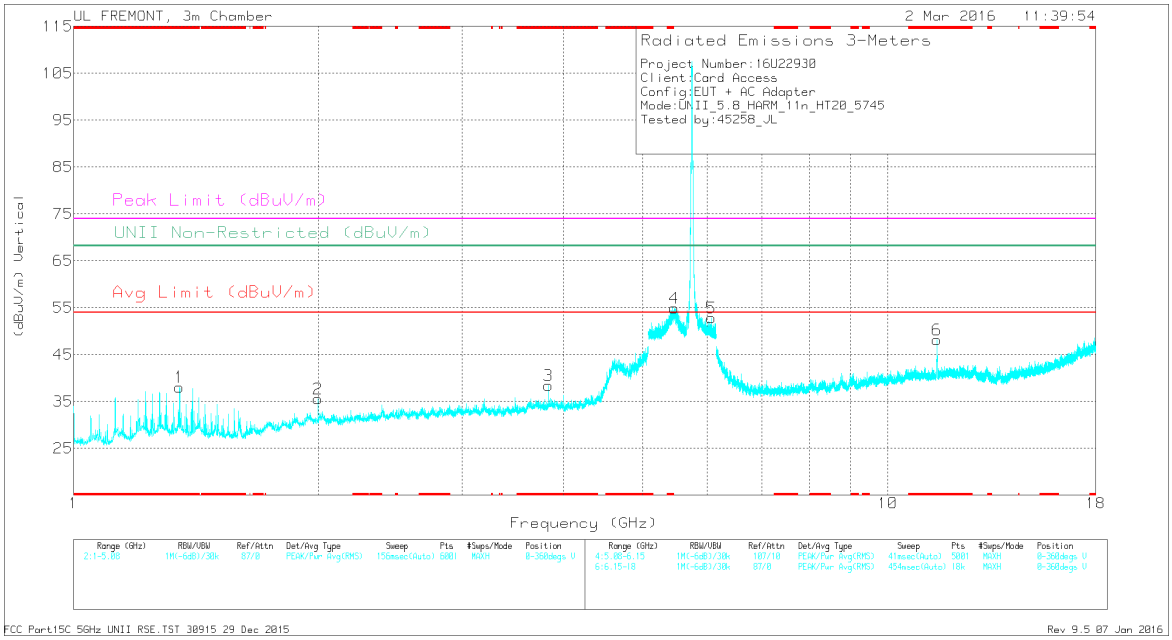

Note: Emission was scanned up to 40GHz; No emissions were detected above the noise floor which was at least 20dB below the specification limit.

This report shall not be reproduced except in full, without the written approval of UL Verification Services Inc. .

DATA

Trace Markers

Marker	Frequency (GHz)	Meter Reading (dBuV)	Det	AF T119 (dB/m)	Amp/Cbl/Fltr/Pad (dB)	DC Corr (dB)	Corrected Reading (dBuV/m)	Avg Limit (dBuV/m)	Margin (dB)	Peak Limit (dBuV/m)	PK Margin (dB)	UNII Non-Restricted (dBuV/m)	PK Margin (dB)	Azimuth (Degs)	Height (cm)	Polarity
1	* 1.35	41.6	Pk	29.3	-32.8	0	38.1	-	-	74	-35.9	-	-	0-360	200	V
3	* 3.83	35.49	Pk	33.1	-30.2	0	38.39	-	-	74	-35.61	-	-	0-360	100	V
6	* 11.489	33.06	Pk	38.4	-23.3	0	48.16	-	-	74	-25.84	-	-	0-360	200	V
2	1.996	35.48	Pk	31.5	-31.4	0	35.58	-	-	-	-	68.2	-32.62	0-360	200	V
4	5.468	40.16	Pk	34.6	-19.8	0	54.96	-	-	-	-	68.2	-13.24	0-360	100	V
5	6.072	36.98	Pk	35.2	-19.3	0	52.88	-	-	-	-	68.2	-15.32	0-360	100	V

* - indicates frequency in CFR47 Pt 15 / IC RSS-Restricted Band

Pk - Peak detector

Radiated Emissions

Frequency (GHz)	Meter Reading (dBuV)	Det	AF T119 (dB/m)	Amp/Cbl/Fltr/Pad (dB)	DC Corr (dB)	Corrected Reading (dBuV/m)	Avg Limit (dBuV/m)	Margin (dB)	Peak Limit (dBuV/m)	PK Margin (dB)	UNII Non-Restricted (dBuV/m)	PK Margin (dB)	Azimuth (Degs)	Height (cm)	Polarity
* 1.35	46.34	PK-U	29.3	-32.8	0	42.84	-	-	74	-31.16	-	-	305	102	V
* 1.35	39.15	ADR	29.3	-32.8	.15	35.8	54	-18.2	-	-	-	-	305	102	V
* 3.83	38.88	PK-U	33.1	-30.2	0	41.78	-	-	74	-32.22	-	-	275	181	V
* 3.83	27.89	ADR	33.1	-30.2	.15	30.94	54	-23.06	-	-	-	-	275	181	V
* 11.489	37.27	PK-U	38.4	-23.3	0	52.37	-	-	74	-21.63	-	-	340	360	V
* 11.491	26.46	ADR	38.4	-23.4	.15	41.61	54	-12.39	-	-	-	-	340	360	V
1.998	40.05	PK-U	31.5	-31.4	0	40.15	-	-	-	-	68.2	-28.05	297	156	V
5.469	48.78	PK-U	34.6	-19.9	0	63.48	-	-	-	-	68.2	-4.72	331	139	V
6.071	41	PK-U	35.2	-19.3	0	56.9	-	-	-	-	68.2	-11.3	321	148	V

* - indicates frequency in CFR15.205/IC8.10 RSS-Restricted Band

PK-U - U-NII: Maximum Peak

ADR - U-NII AD primary method, RMS average

This report shall not be reproduced except in full, without the written approval of UL Verification Services Inc. .

MID CHANNEL HORIZONTAL PLOT

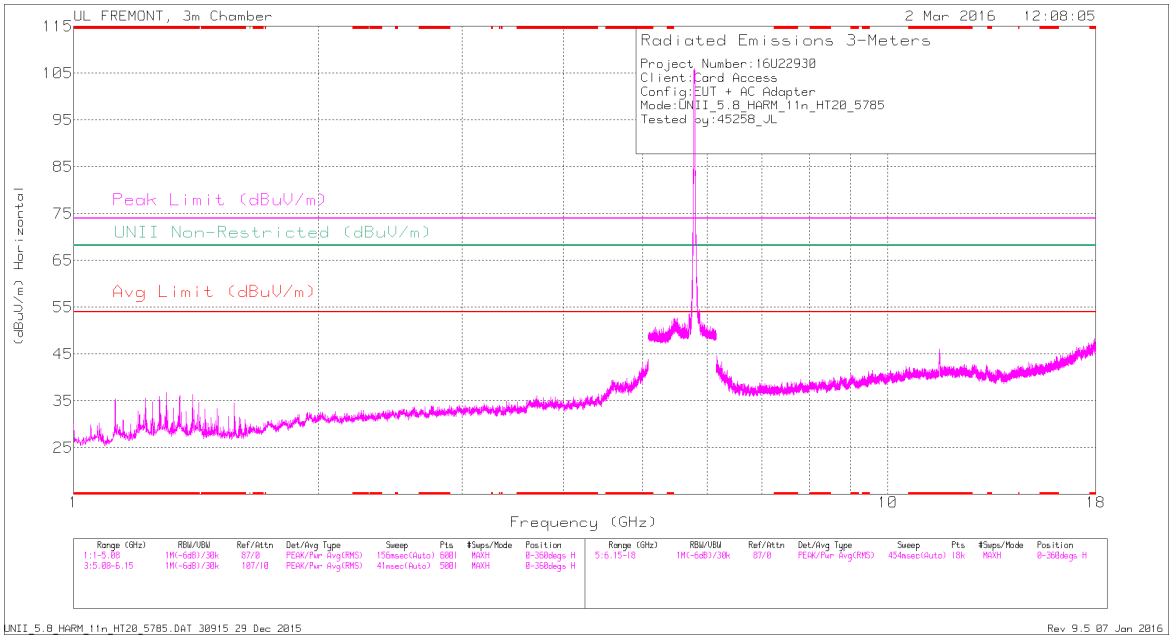

MID CHANNEL VERTICAL PLOT

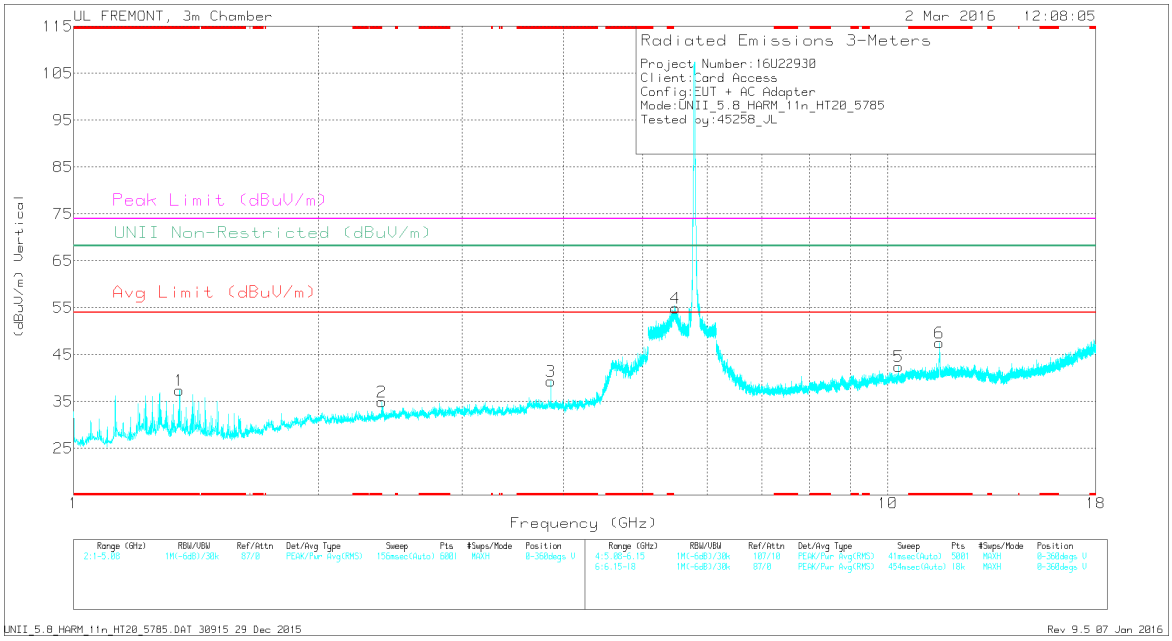

Note: Emission was scanned up to 40GHz; No emissions were detected above the noise floor which was at least 20dB below the specification limit.

This report shall not be reproduced except in full, without the written approval of UL Verification Services Inc. .

DATA

Trace Markers

Marker	Frequency (GHz)	Meter Reading (dBuV)	Det	AF T119 (dB/m)	Amp/Cbl/Fltr/Pad (dB)	DC Corr (dB)	Corrected Reading (dBuV/m)	Avg Limit (dBuV/m)	Margin (dB)	Peak Limit (dBuV/m)	PK Margin (dB)	UNII Non-Restricted (dBuV/m)	PK Margin (dB)	Azimuth (Degs)	Height (cm)	Polarity
1	* 1.35	40.9	Pk	29.3	-32.8	0	37.4	-	-	74	-36.6	-	-	0-360	200	V
3	* 3.857	36.06	Pk	33.1	-29.8	0	39.36	-	-	74	-34.64	-	-	0-360	100	V
6	* 11.57	32.21	Pk	38.6	-23.3	0	47.51	-	-	74	-26.49	-	-	0-360	100	V
2	2.392	34.69	Pk	32	-31.8	0	34.89	-	-	-	-	68.2	-33.31	0-360	200	V
4	5.485	40.25	Pk	34.6	-19.9	0	54.95	-	-	-	-	68.2	-13.25	0-360	100	V
5	10.305	28.2	Pk	37.1	-22.8	0	42.5	-	-	-	-	68.2	-25.7	0-360	100	V

* - indicates frequency in CFR47 Pt 15 / IC RSS-Restricted Band

Pk - Peak detector

Radiated Emissions

Frequency (GHz)	Meter Reading (dBuV)	Det	AF T119 (dB/m)	Amp/Cbl/Fltr/Pad (dB)	DC Corr (dB)	Corrected Reading (dBuV/m)	Avg Limit (dBuV/m)	Margin (dB)	Peak Limit (dBuV/m)	PK Margin (dB)	UNII Non-Restricted (dBuV/m)	PK Margin (dB)	Azimuth (Degs)	Height (cm)	Polarity
* 1.35	45.7	PK-U	29.3	-32.8	0	42.2	-	-	74	-31.8	-	-	307	108	V
* 1.35	38.75	ADR	29.3	-32.8	.15	35.4	54	-18.6	-	-	-	-	307	108	V
* 3.857	39.85	PK-U	33.1	-29.8	0	43.15	-	-	74	-30.85	-	-	235	173	V
* 3.857	30.9	ADR	33.1	-29.8	.15	34.35	54	-19.65	-	-	-	-	235	173	V
* 11.568	40.39	PK-U	38.6	-23.3	0	55.69	-	-	74	-18.31	-	-	355	333	V
* 11.569	28.26	ADR	38.6	-23.3	.15	43.71	54	-10.29	-	-	-	-	355	333	V
* 11.649	29.94	ADR	38.7	-23.6	.15	45.19	54	-8.81	-	-	-	-	90	337	V
2.391	39.44	PK-U	32	-31.8	0	39.64	-	-	-	-	68.2	-28.56	214	280	V
5.487	46.52	PK-U	34.6	-19.9	0	61.22	-	-	-	-	68.2	-6.98	0	128	V
10.305	32.54	PK-U	37.1	-22.8	0	46.84	-	-	-	-	68.2	-21.36	55	142	V

* - indicates frequency in CFR15.205/IC8.10 RSS-Restricted Band

PK-U - U-NII: Maximum Peak

ADR - U-NII AD primary method, RMS average

This report shall not be reproduced except in full, without the written approval of UL Verification Services Inc. .

HIGH CHANNEL HORIZONTAL PLOT

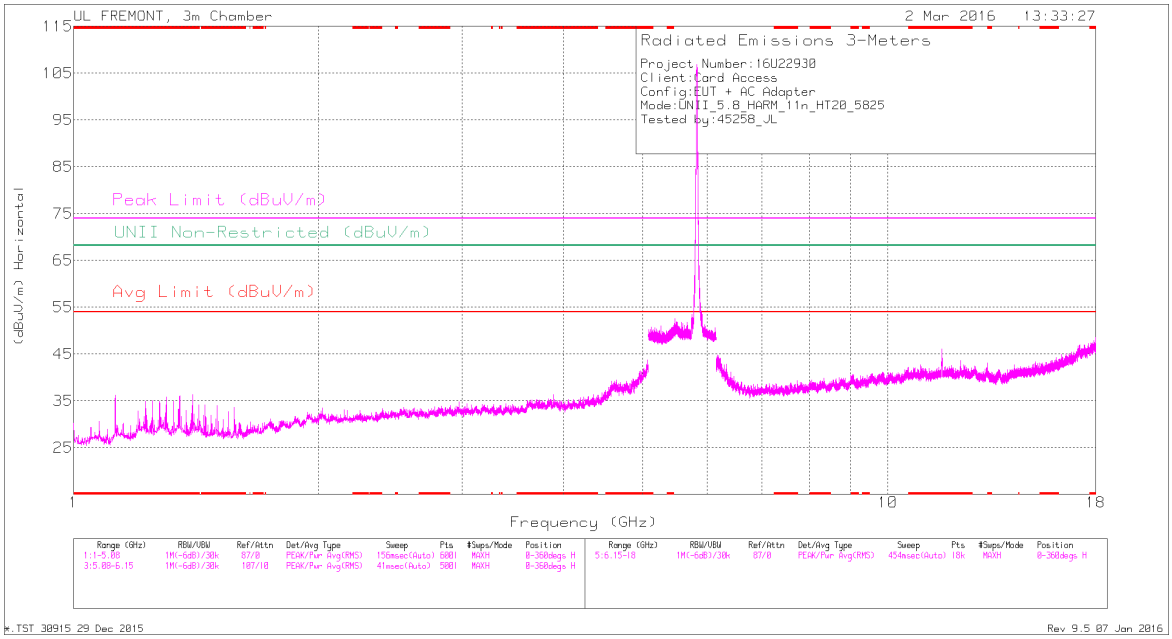

HIGH CHANNEL VERTICAL PLOT

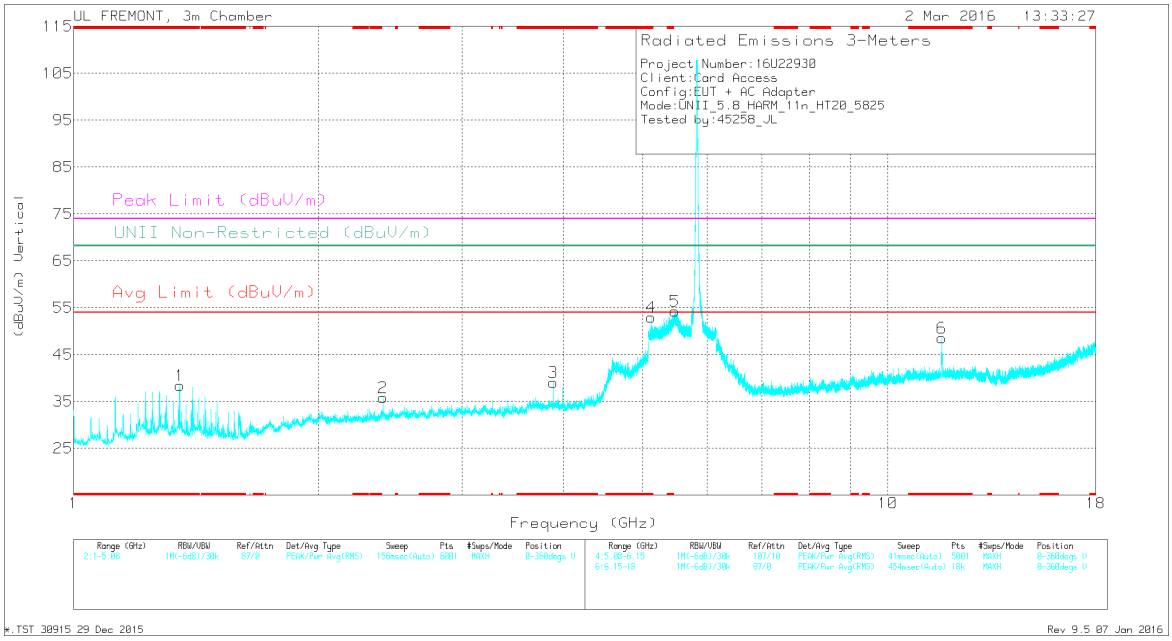

Note: Emission was scanned up to 40GHz; No emissions were detected above the noise floor which was at least 20dB below the specification limit.

This report shall not be reproduced except in full, without the written approval of UL Verification Services Inc. .

DATA

Trace Markers

Marker	Frequency (GHz)	Meter Reading (dBuV)	Det	AF T119 (dB/m)	Amp/Cbl/Fltr/Pad (dB)	DC Corr (dB)	Corrected Reading (dBuV/m)	Avg Limit (dBuV/m)	Margin (dB)	Peak Limit (dBuV/m)	PK Margin (dB)	UNII Non-Restricted (dBuV/m)	PK Margin (dB)	Azimuth (Degs)	Height (cm)	Polarity
1	* 1.35	41.91	Pk	29.3	-32.8	0	38.41	-	-	74	-35.59	-	-	0-360	200	V
3	* 3.883	35.84	Pk	33.2	-30	0	39.04	-	-	74	-34.96	-	-	0-360	100	V
4	* 5.12	39.13	Pk	34.1	-20.3	0	52.93	-	-	74	-21.07	-	-	0-360	100	V
6	* 11.649	33.45	Pk	38.7	-23.6	0	48.55	-	-	74	-25.45	-	-	0-360	200	V
2	2.399	35.74	Pk	32	-31.9	0	35.84	-	-	-	-	68.2	-32.36	0-360	100	V
5	5.479	39.57	Pk	34.6	-19.9	0	54.27	-	-	-	-	68.2	-13.93	0-360	100	V

* - indicates frequency in CFR47 Pt 15 / IC RSS-Restricted Band

Pk - Peak detector

Radiated Emissions

Frequency (GHz)	Meter Reading (dBuV)	Det	AF T119 (dB/m)	Amp/Cbl/Fltr/Pad (dB)	DC Corr (dB)	Corrected Reading (dBuV/m)	Avg Limit (dBuV/m)	Margin (dB)	Peak Limit (dBuV/m)	PK Margin (dB)	UNII Non-Restricted (dBuV/m)	PK Margin (dB)	Azimuth (Degs)	Height (cm)	Polarity
* 1.35	44.94	PK-U	29.3	-32.8	0	41.44	-	-	74	-32.56	-	-	298	106	V
* 1.35	37.48	ADR	29.3	-32.8	.15	34.13	54	-19.87	-	-	-	-	298	106	V
* 3.883	39.7	PK-U	33.2	-30.1	0	42.8	-	-	74	-31.2	-	-	232	180	V
* 3.883	31.17	ADR	33.2	-30.1	.15	34.42	54	-19.58	-	-	-	-	232	180	V
* 5.12	46.08	PK-U	34.1	-20.3	0	59.88	-	-	74	-14.12	-	-	331	126	V
* 5.12	34.57	ADR	34.1	-20.3	.15	48.52	54	-5.48	-	-	-	-	331	126	V
* 11.648	41.33	PK-U	38.7	-23.6	0	56.43	-	-	74	-17.57	-	-	90	337	V
* 11.649	29.94	ADR	38.7	-23.6	.15	45.19	54	-8.81	-	-	-	-	90	337	V
2.399	39.46	PK-U	32	-31.9	0	39.56	-	-	-	-	68.2	-28.64	219	281	V
5.481	46.4	PK-U	34.6	-19.9	0	61.1	-	-	-	-	68.2	-7.1	0	100	V

* - indicates frequency in CFR15.205/IC8.10 RSS-Restricted Band

PK-U - U-NII: Maximum Peak

ADR - U-NII AD primary method, RMS average

This report shall not be reproduced except in full, without the written approval of UL Verification Services Inc. .

10.14. TX ABOVE 1 GHz 802.11n HT40 MODE IN THE 5.8 GHz BAND

RESTRICTED BANDEDGE (LOW CHANNEL)

LOW CHANNEL RESTRICTED, HORIZONTAL

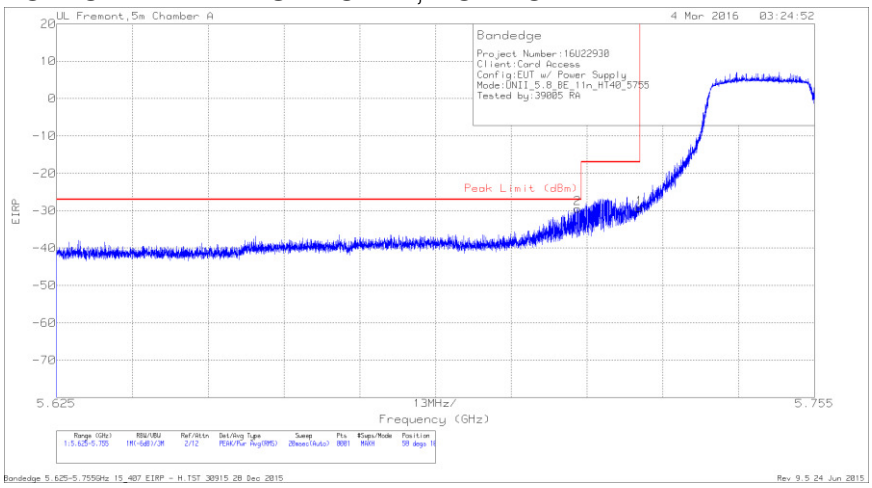

Trace Markers

Marker	Frequency (GHz)	Meter Reading (dBm)	Det	AF T346 (db/m)	Amp/Cbl/Fltr/Pad (dB)	Conversion Factor (dB)	Corrected Reading EIRP	Peak Limit (dBm)	PK Margin (dB)	Azimuth (Degs)	Height (cm)	Polarity
2	5.714	-56	Pk	34.9	-20.1	11.8	-29.4	-27	-2.4	58	100	H
1	5.725	-55.92	Pk	34.9	-20.1	11.8	-29.32	-17	-12.32	58	100	H

Pk - Peak detector

This report shall not be reproduced except in full, without the written approval of UL Verification Services Inc. .

LOW CHANNEL RESTRICTED, VERTICAL

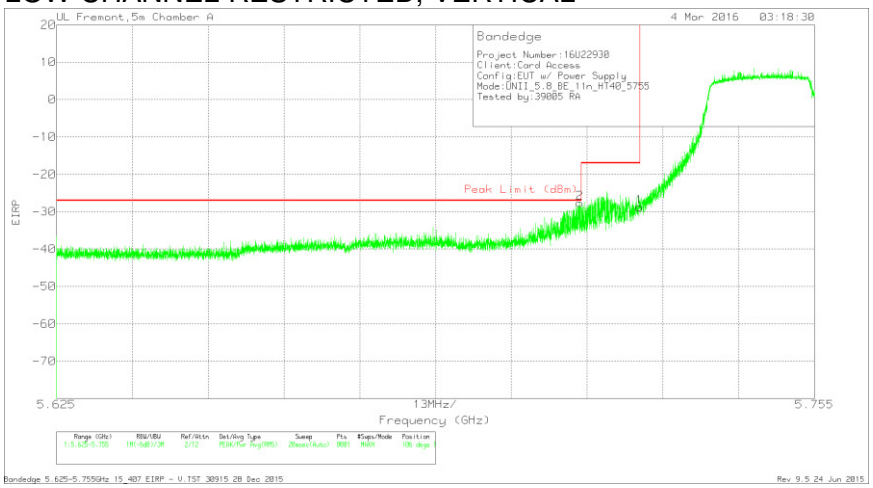

Trace Markers

Marker	Frequency (GHz)	Meter Reading (dBm)	Det	AF T346 (db/m)	Amp/Cbl/Fltr/Pad (dB)	Conversion Factor (dB)	Corrected Reading EIRP	Peak Limit (dBm)	PK Margin (dB)	Azimuth (Degs)	Height (cm)	Polarity
2	5.715	-54.23	Pk	34.9	-20.1	11.8	-27.63	-27	-.63	106	127	V
1	5.725	-55.37	Pk	34.9	-20.1	11.8	-28.77	-17	-11.77	106	127	V

Pk - Peak detector

This report shall not be reproduced except in full, without the written approval of UL Verification Services Inc. .

AUTHORIZED BANDEDGE (HIGH CHANNEL)

HIGH CHANNEL BANDEDGE, HORIZONTAL

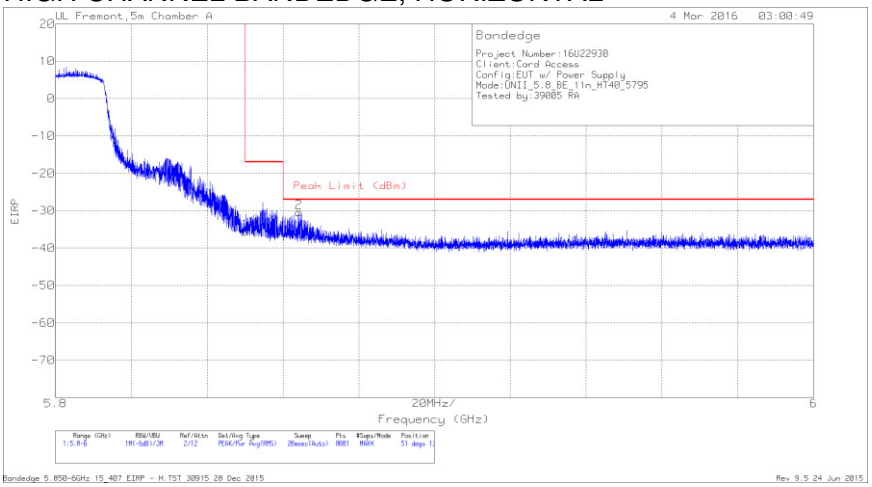

Trace Markers

Marker	Frequency (GHz)	Meter Reading (dBm)	Det	AF T346 (db/m)	Amp/Cbl /Fltr/Pad (dB)	Conversion Factor (dB)	Corrected Reading EIRP	Peak Limit (dBm)	PK Margin (dB)	Azimuth (Degs)	Height (cm)	Polarity
1	5.85	-62.77	Pk	35.1	-19.7	11.8	-35.57	-17	-18.57	51	134	H
2	5.864	-57.48	Pk	35.1	-19.8	11.8	-30.38	-27	-3.38	51	134	H

Pk - Peak detector

This report shall not be reproduced except in full, without the written approval of UL Verification Services Inc. .

HIGH CHANNEL BANDEDGE, VERTICAL

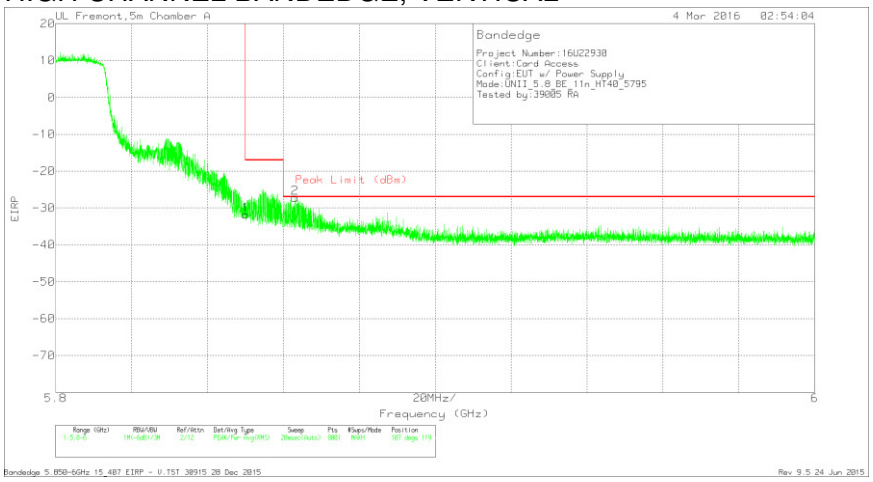

Trace Markers

Marker	Frequency (GHz)	Meter Reading (dBm)	Det	AF T346 (db/m)	Amp/Cbl/Fltr/Pad (dB)	Conversion Factor (dB)	Corrected Reading EIRP	Peak Limit (dBm)	PK Margin (dB)	Azimuth (Degs)	Height (cm)	Polarity
1	5.85	-58.95	Pk	35.1	-19.7	11.8	-31.75	-17	-14.75	107	119	V
2	5.863	-54.36	Pk	35.1	-19.8	11.8	-27.26	-27	-.26	107	119	V

Pk - Peak detector

UL VERIFICATION SERVICES INC. FORM NO: CCSUP4701J
47173 BENICIA STREET, FREMONT, CA 94538, USA TEL: (510) 771-1000 FAX: (510) 661-0888
This report shall not be reproduced except in full, without the written approval of UL Verification Services Inc. .

HARMONICS AND SPURIOUS EMISSIONS

LOW CHANNEL HORIZONTAL PLOT

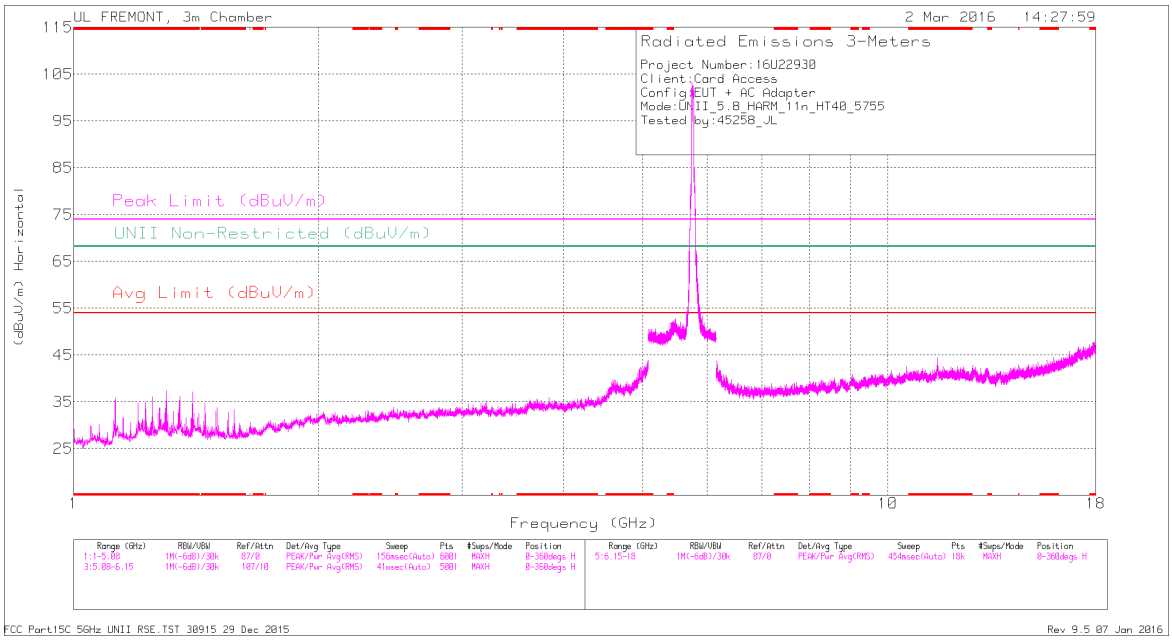

LOW CHANNEL VERTICAL PLOT

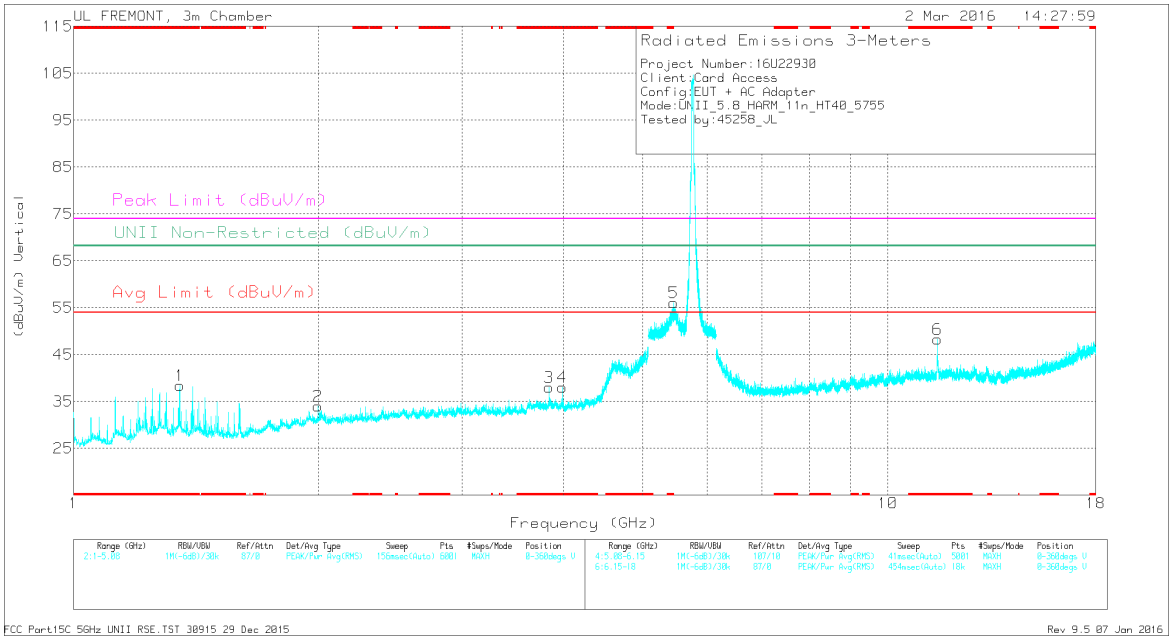

Note: Emission was scanned up to 40GHz; No emissions were detected above the noise floor which was at least 20dB below the specification limit.

This report shall not be reproduced except in full, without the written approval of UL Verification Services Inc. .

DATA

Trace Markers

Marker	Frequency (GHz)	Meter Reading (dBuV)	Det	AF T119 (dB/m)	Amp/Cbl/Fltr/Pad (dB)	DC Corr (dB)	Corrected Reading (dBuV/m)	Avg Limit (dBuV/m)	Margin (dB)	Peak Limit (dBuV/m)	PK Margin (dB)	UNII Non-Restricted (dBuV/m)	PK Margin (dB)	Azimuth (Degs)	Height (cm)	Polarity
1	* 1.35	41.93	Pk	29.3	-32.8	0	38.43	-	-	74	-35.57	-	-	0-360	200	V
3	* 3.837	35.05	Pk	33.1	-30.1	0	38.05	-	-	74	-35.95	-	-	0-360	100	V
4	* 3.987	35.57	Pk	33.2	-30.7	0	38.07	-	-	74	-35.93	-	-	0-360	100	V
5	* 5.456	41.4	Pk	34.6	-19.9	0	56.1	-	-	74	-17.9	-	-	0-360	100	V
6	* 11.509	33.46	Pk	38.4	-23.6	0	48.26	-	-	74	-25.74	-	-	0-360	100	V
2	1.996	33.9	Pk	31.5	-31.4	0	34	-	-	-	-	68.2	-34.2	0-360	100	V

* - indicates frequency in CFR47 Pt 15 / IC RSS-Restricted Band

Pk - Peak detector

Radiated Emissions

Frequency (GHz)	Meter Reading (dBuV)	Det	AF T119 (dB/m)	Amp/Cbl/Fltr/Pad (dB)	DC Corr (dB)	Corrected Reading (dBuV/m)	Avg Limit (dBuV/m)	Margin (dB)	Peak Limit (dBuV/m)	PK Margin (dB)	UNII Non-Restricted (dBuV/m)	PK Margin (dB)	Azimuth (Degs)	Height (cm)	Polarity
* 1.35	46.07	PK-U	29.3	-32.8	0	42.57	-	-	74	-31.43	-	-	304	104	V
* 1.35	38.88	ADR	29.3	-32.8	.21	35.59	54	-18.41	-	-	-	-	304	104	V
* 3.837	41.12	PK-U	33.1	-30.1	0	44.12	-	-	74	-29.88	-	-	190	165	V
* 3.837	33.24	ADR	33.1	-30.1	.21	36.45	54	-17.55	-	-	-	-	190	165	V
* 3.986	44.12	PK-U	33.2	-30.8	0	46.52	-	-	74	-27.48	-	-	111	210	V
* 3.988	28.12	ADR	33.2	-30.7	.21	30.83	54	-23.17	-	-	-	-	111	210	V
* 5.456	48.36	PK-U	34.6	-19.9	0	63.06	-	-	74	-10.94	-	-	333	110	V
* 5.456	36.69	ADR	34.6	-19.9	.21	51.6	54	-2.4	-	-	-	-	333	110	V
* 11.509	38.37	PK-U	38.4	-23.6	0	53.17	-	-	74	-20.83	-	-	87	335	V
* 11.509	28.14	ADR	38.4	-23.6	.21	43.15	54	-10.85	-	-	-	-	87	335	V
1.996	42.38	PK-U	31.5	-31.4	0	42.48	-	-	-	-	68.2	-25.72	287	179	V

* - indicates frequency in CFR15.205/IC8.10 RSS-Restricted Band

PK-U - U-NII: Maximum Peak

ADR - U-NII AD primary method, RMS average

This report shall not be reproduced except in full, without the written approval of UL Verification Services Inc. .

HIGH CHANNEL HORIZONTAL PLOT

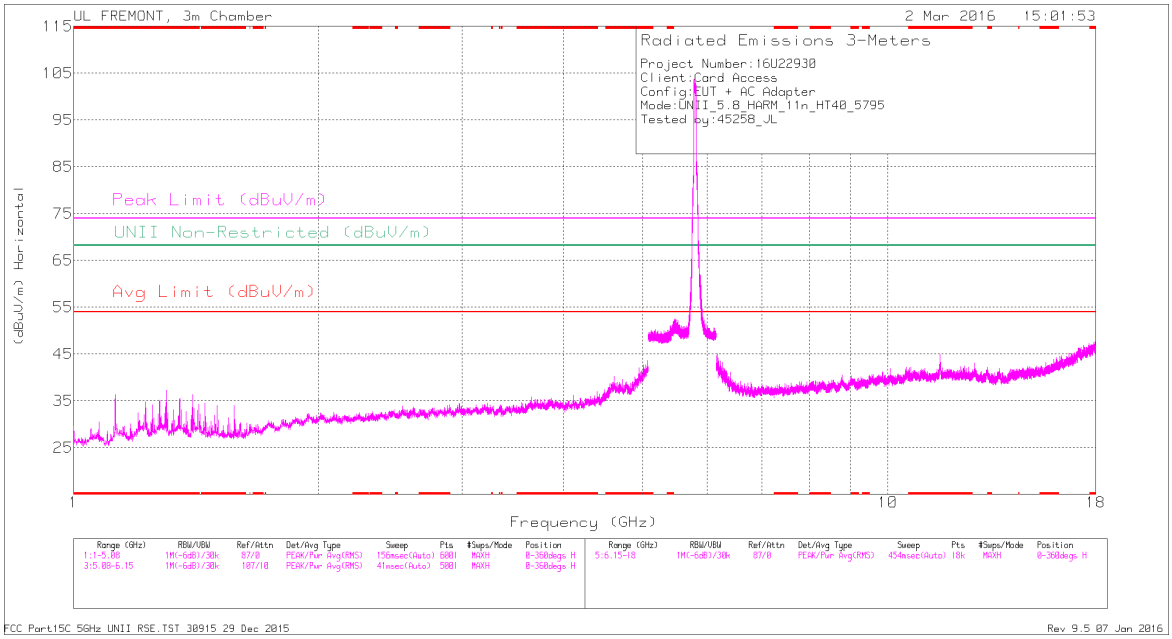

HIGH CHANNEL VERTICAL PLOT

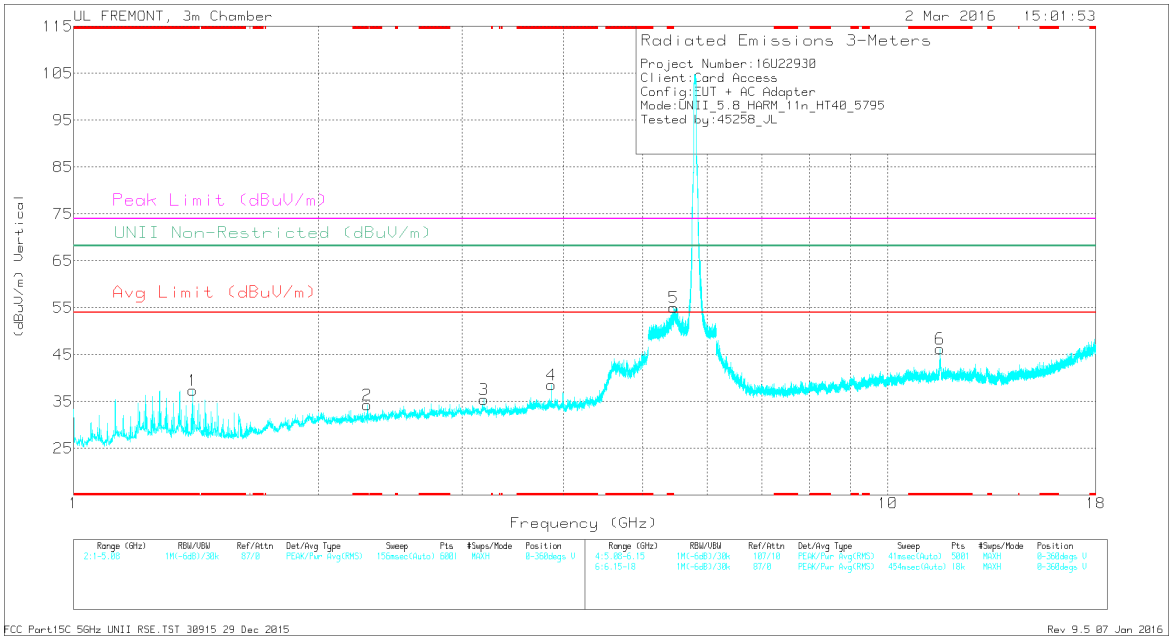

Note: Emission was scanned up to 40GHz; No emissions were detected above the noise floor which was at least 20dB below the specification limit.

This report shall not be reproduced except in full, without the written approval of UL Verification Services Inc. .

DATA

Trace Markers

Marker	Frequency (GHz)	Meter Reading (dBuV)	Det	AF T119 (dB/m)	Amp/Cbl/Fltr/Pad (dB)	DC Corr (dB)	Corrected Reading (dBuV/m)	Avg Limit (dBuV/m)	Margin (dB)	Peak Limit (dBuV/m)	PK Margin (dB)	UNII Non-Restricted (dBuV/m)	PK Margin (dB)	Azimuth (Degs)	Height (cm)	Polarity
1	* 1.4	41.1	Pk	28.6	-32.3	0	37.4	-	-	74	-36.6	-	-	0-360	200	V
2	* 2.295	34.34	Pk	31.6	-31.7	0	34.24	-	-	74	-39.76	-	-	0-360	200	V
4	* 3.863	35.1	Pk	33.1	-29.7	0	38.5	-	-	74	-35.5	-	-	0-360	100	V
5	* 5.456	40.39	Pk	34.6	-19.9	0	55.09	-	-	74	-18.91	-	-	0-360	100	V
6	* 11.589	30.88	Pk	38.6	-23.2	0	46.28	-	-	74	-27.72	-	-	0-360	100	V
3	3.193	33.06	Pk	32.6	-30.2	0	35.46	-	-	-	-	68.2	-32.74	0-360	100	V

* - indicates frequency in CFR47 Pt 15 / IC RSS-Restricted Band

Pk - Peak detector

Radiated Emissions

Frequency (GHz)	Meter Reading (dBuV)	Det	AF T119 (dB/m)	Amp/Cbl/Fltr/Pad (dB)	DC Corr (dB)	Corrected Reading (dBuV/m)	Avg Limit (dBuV/m)	Margin (dB)	Peak Limit (dBuV/m)	PK Margin (dB)	UNII Non-Restricted (dBuV/m)	PK Margin (dB)	Azimuth (Degs)	Height (cm)	Polarity
* 1.4	43	PK-U	28.6	-32.3	0	39.3	-	-	74	-34.7	-	-	256	248	V
* 1.4	35.74	ADR	28.6	-32.3	.21	32.25	54	-21.75	-	-	-	-	256	248	V
* 2.293	39.43	PK-U	31.6	-31.7	0	39.33	-	-	74	-34.67	-	-	289	312	V
* 2.294	27.31	ADR	31.6	-31.7	.21	27.42	54	-26.58	-	-	-	-	289	312	V
* 3.863	40.4	PK-U	33.1	-29.7	0	43.8	-	-	74	-30.2	-	-	107	159	V
* 3.863	32.43	ADR	33.1	-29.7	.21	36.04	54	-17.96	-	-	-	-	107	159	V
* 5.455	47.24	PK-U	34.6	-19.9	0	61.94	-	-	74	-12.06	-	-	358	127	V
* 5.456	35.74	ADR	34.6	-19.9	.21	50.65	54	-3.35	-	-	-	-	358	127	V
* 11.589	37.09	PK-U	38.6	-23.2	0	52.49	-	-	74	-21.51	-	-	336	146	V
* 11.589	24.8	ADR	38.6	-23.2	.21	40.41	54	-13.59	-	-	-	-	336	146	V
3.192	38.32	PK-U	32.6	-30.2	0	40.72	-	-	-	-	68.2	-27.48	232	179	V

* - indicates frequency in CFR15.205/IC8.10 RSS-Restricted Band

PK-U - U-NII: Maximum Peak

ADR - U-NII AD primary method, RMS average

UL VERIFICATION SERVICES INC. FORM NO: CCSUP4701J
47173 BENICIA STREET, FREMONT, CA 94538, USA TEL: (510) 771-1000 FAX: (510) 661-0888

This report shall not be reproduced except in full, without the written approval of UL Verification Services Inc. .

10.15. WORST-CASE BELOW 1 GHz

SPURIOUS EMISSIONS 30 TO 1000 MHz (WORST-CASE CONFIGURATION, HORIZONTAL)

HORIZONTAL PLOT

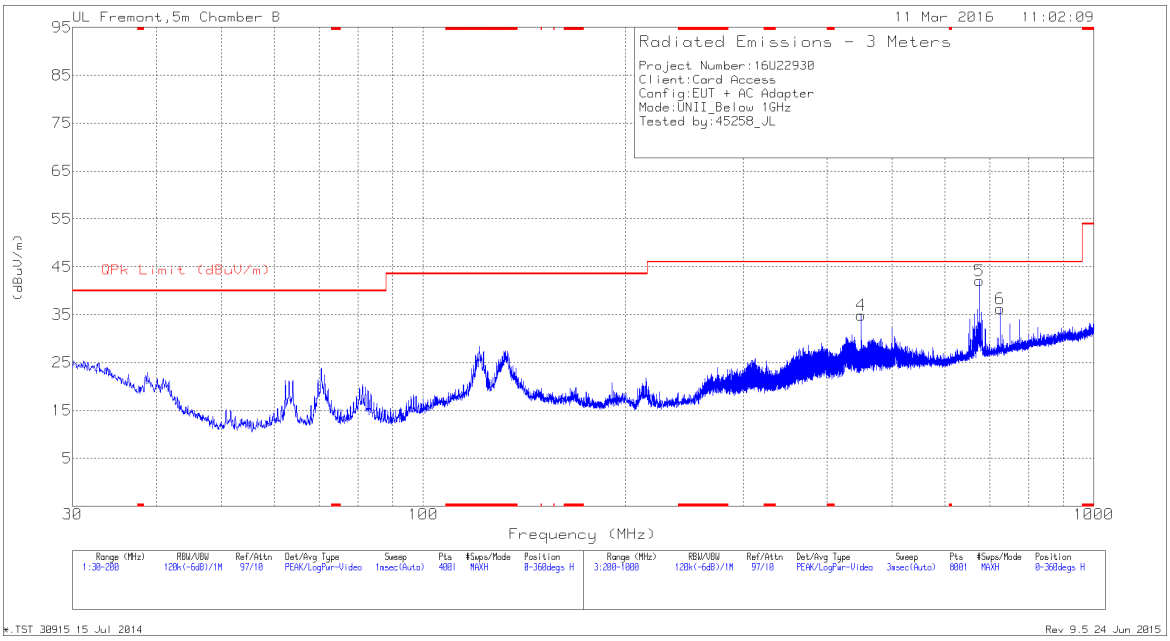

SPURIOUS EMISSIONS 30 TO 1000 MHz (WORST-CASE CONFIGURATION, VERTICAL)

VERTICAL PLOT

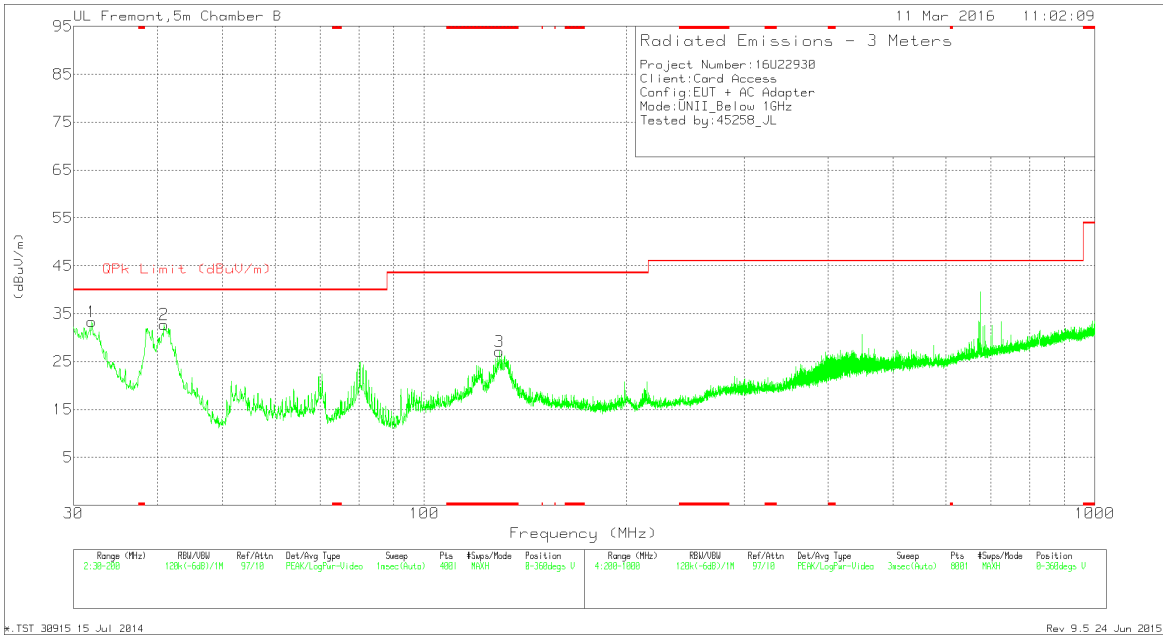

This report shall not be reproduced except in full, without the written approval of UL Verification Services Inc. .

DATA

Trace Markers

Marker	Frequency (MHz)	Meter Reading (dBuV)	Det	AF T130 (dB/m)	Amp/Cbl (dB)	Corrected Reading (dBuV/m)	QPk Limit (dBuV/m)	Margin (dB)	Azimuth (Degs)	Height (cm)	Polarity
3	* 129.4075	37.1	Pk	17.8	-27.8	27.1	43.52	-16.42	0-360	101	V
1	31.955	38.5	Pk	23.8	-28.9	33.4	40	-6.6	0-360	101	V
2	40.965	44.37	Pk	17.2	-28.8	32.77	40	-7.23	0-360	101	V
4	450	40.53	Pk	20.8	-26.4	34.93	46.02	-11.09	0-360	199	H
5	675	43.89	Pk	23.8	-25.6	42.09	46.02	-3.93	0-360	299	H
6	725	37.1	Pk	24.4	-25.2	36.3	46.02	-9.72	0-360	199	H

* - indicates frequency in CFR15.205/IC8.10 RSS-Restricted Band
Pk - Peak detector

Radiated Emissions

Frequency (MHz)	Meter Reading (dBuV)	Det	AF T130 (dB/m)	Amp/Cbl (dB)	Corrected Reading (dBuV/m)	QPk Limit (dBuV/m)	Margin (dB)	Azimuth (Degs)	Height (cm)	Polarity
31.8302	34.33	Qp	23.9	-28.9	29.33	40	-10.67	294	103	V
40.7884	39.82	Qp	17.3	-28.8	28.32	40	-11.68	302	127	V
674.9981	31.63	Qp	23.8	-25.6	29.83	46.02	-16.19	118	118	H

* - indicates frequency in CFR15.205/IC8.10 RSS-Restricted Band
Qp - Quasi-Peak detector

This report shall not be reproduced except in full, without the written approval of UL Verification Services Inc. .

11. AC POWER LINE CONDUCTED EMISSIONS

LIMITS

FCC §15.207 (a)

RSS-Gen 8.8

Frequency of Emission (MHz)	Conducted Limit (dBuV)	
	Quasi-peak	Average
0.15-0.5	66 to 56 *	56 to 46 *
0.5-5	56	46
5-30	60	50

* Decreases with the logarithm of the frequency.

TEST PROCEDURE

The EUT is placed on a non-conducting table 40 cm from the vertical ground plane and 80 cm above the horizontal ground plane. The EUT is configured in accordance with ANSI C63.10.

The receiver is set to a resolution bandwidth of 9 kHz. Peak detection is used unless otherwise noted as quasi-peak or average.

Line conducted data is recorded for both NEUTRAL and HOT lines.

This report shall not be reproduced except in full, without the written approval of UL Verification Services Inc. .

RESULTS

LINE 1 RESULTS

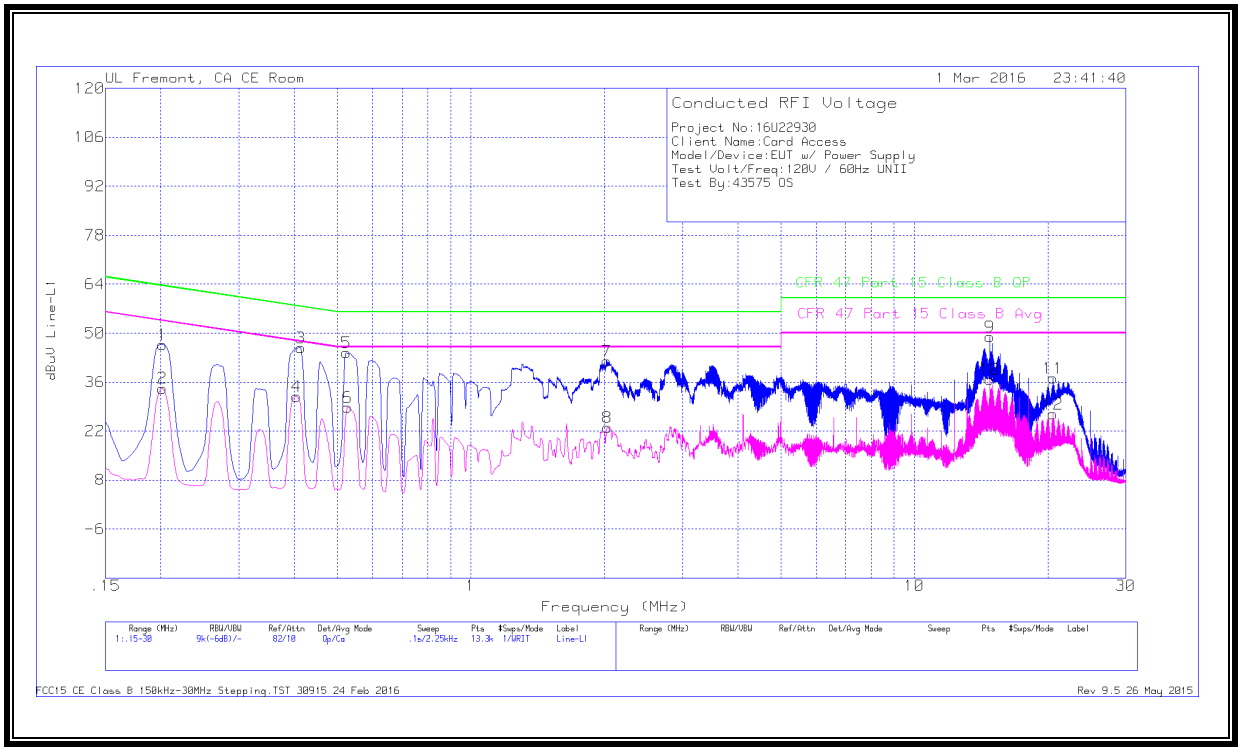

Range 1: Line-L1 .15 - 30MHz

Marker	Frequency (MHz)	Meter Reading (dBuV)	Det	T1310 IL L1	LC Cables 1&3	Limiter (dB)	Corrected Reading dBuV	CFR 47 Part 15 Class B QP	QP Margin (dB)	CFR 47 Part 15 Class B Avg	Av(CISPR)Margin (dB)
1	.20175	36.6	Qp	0	0	10.1	46.7	63.54	-16.84	-	-
2	.20175	24.17	Ca	0	0	10.1	34.27	-	-	53.54	-19.27
3	.41325	35.69	Qp	0	0	10.1	45.79	57.58	-11.79	-	-
4	.40425	21.78	Ca	0	0	10.1	31.88	-	-	47.77	-15.89
5	.5235	34.27	Qp	0	0	10.1	44.37	56	-11.63	-	-
6	.528	18.75	Ca	0	0	10.1	28.85	-	-	46	-17.15
7	2.02875	31.8	Qp	0	.1	10.1	42	56	-14	-	-
8	2.03325	12.91	Ca	0	.1	10.1	23.11	-	-	46	-22.89
9	14.79975	38.59	Qp	0	.2	10.2	48.99	60	-11.01	-	-
10	14.79975	26.45	Ca	0	.2	10.2	36.85	-	-	50	-13.15
11	20.5575	26.69	Qp	0	.2	10.3	37.19	60	-22.81	-	-
12	20.5575	16.46	Ca	0	.2	10.3	26.96	-	-	50	-23.04

Qp - Quasi-Peak detector
Ca - CISPR average detection

This report shall not be reproduced except in full, without the written approval of UL Verification Services Inc. .

LINE 2 RESULTS

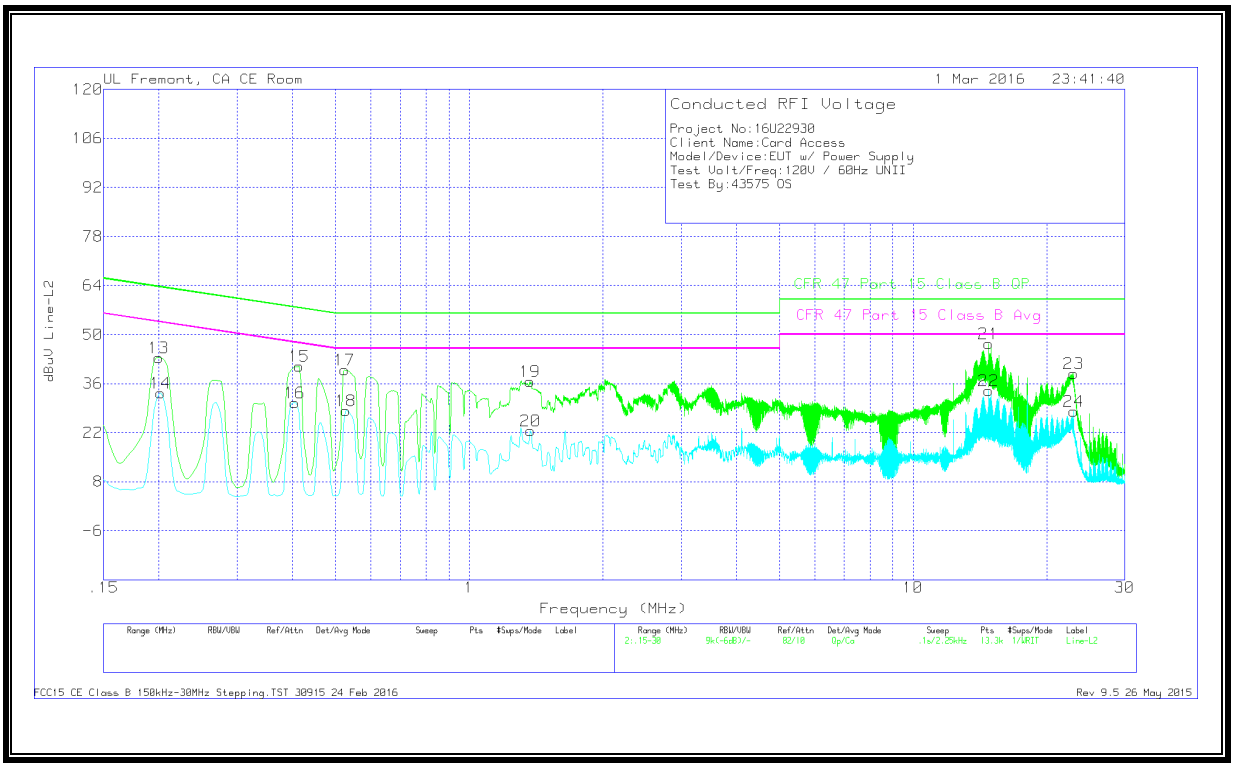

Range 2: Line-L2 .15 - 30MHz

Marker	Frequency (MHz)	Meter Reading (dBuV)	Det	T1310 IL L2	LC Cables 2&3	Limiter (dB)	Corrected Reading dBuV	CFR 47 Part 15 Class B QP	QP Margin (dB)	CFR 47 Part 15 Class B Avg	Av(CISPR)Margin (dB)
13	.1995	33.35	Qp	0	0	10.1	43.45	63.63	-20.18	-	-
14	.20175	23.14	Ca	0	0	10.1	33.24	-	-	53.54	-20.3
15	.41325	30.81	Qp	0	0	10.1	40.91	57.58	-16.67	-	-
16	.40425	20.42	Ca	0	0	10.1	30.52	-	-	47.77	-17.25
17	.5235	29.75	Qp	0	0	10.1	39.85	56	-16.15	-	-
18	.528	18.25	Ca	0	0	10.1	28.35	-	-	46	-17.65
19	1.3695	26.42	Qp	0	.1	10.1	36.62	56	-19.38	-	-
20	1.374	12.32	Ca	0	.1	10.1	22.52	-	-	46	-23.48
21	14.79525	36.84	Qp	.1	.2	10.2	47.34	60	-12.66	-	-
22	14.79525	23.46	Ca	.1	.2	10.2	33.96	-	-	50	-16.04
23	23.0145	28.28	Qp	0	.2	10.4	38.88	60	-21.12	-	-
24	23.0145	17.55	Ca	0	.2	10.4	28.15	-	-	50	-21.85

Qp - Quasi-Peak detector
Ca - CISPR average detection

This report shall not be reproduced except in full, without the written approval of UL Verification Services Inc. .

12. FINAL POWER SETTING

	Channel ID	36	40	44	48	52	56	60	64	100	104	108	112	116	120	124	128	132	136	140	149	153	157	161	165
Countries	Center Freq.	5180	5200	5220	5240	5260	5280	5300	5320	5500	5520	5540	5560	5580	5600	5620	5640	5660	5680	5700	5745	5765	5785	5805	5825
FCC/IC	11a	17	20	20	20	20	20	20	19	12	13	14	20	20	20	20	20	20	20	16	16	20	20	20	16
	11n 20	18	20	20	20	20	20	20	18	15	15	15	20	20	20	20	20	20	20	15.5	14.5	20	20	20	16
	Channel ID	38		46		54		62		102		110		118		126		134			151		159		
	Center Freq.	5190		5230		5270		5310		5510		5550		5590		5630		5670			5755		5795		
	11n 40	12		20		19		12		10		20				20		15.5			10		15		

This report shall not be reproduced except in full, without the written approval of UL Verification Services Inc. .