FCC RADIO TEST REPORT

FCC ID	:	MSQ-AXHZ00
Equipment	:	AX6600 Tri Band WiFi Router
Brand Name	:	ASUS
Model Name	:	RT-AX95Q, ZenWiFi XT8, ASUS ZenWiFi XT8, XT8, ASUS ZenWiFi
Applicant	:	ASUSTeK COMPUTER INC. 4F, No. 150, Li-Te Rd., Peitou, Taipei 112, Taiwan
Manufacturer (1)	:	Compal Networking (KunShan) Co., LTD. No. 520, Nanbang Rd., Economic & Technical Development Zone Kunshan, Jiangsu Province China
Manufacturer (2)	:	ARCADYAN TECHNOLOGY (VIETNAM) CO., LTD. Ba Thien Industrial Park, Ba Hien commune, Binh Xuyen district, Vinh Phuc Province
Standard	:	47 CFR FCC Part 15.407

The product was received on May 15, 2019, and testing was started from May 15, 2019 and completed on Aug. 16, 2019. We, SPORTON INTERNATIONAL INC. EMC & Wireless Communications Laboratory, would like to declare that the tested sample has been evaluated in accordance with the procedures given in ANSI C63.10-2013 and shown compliance with the applicable technical standards.

The report must not be used by the client to claim product certification, approval, or endorsement by TAF or any agency of government.

The test results in this report apply exclusively to the tested model / sample. Without written approval of SPORTON INTERNATIONAL INC. EMC & Wireless Communications Laboratory, the test report shall not be reproduced except in full.

Approved by: Sam Chen

SPORTON INTERNATIONAL INC. EMC & Wireless Communications Laboratory
No. 52, Huaya 1st Rd., Guishan Dist., Taoyuan City, Taiwan (R.O.C.)

Table of Contents

History of this test report **3**

Summary of Test Result **4**

1 General Description **5**

1.1 Information 5
1.2 Applicable Standards 11
1.3 Testing Location Information 11
1.4 Measurement Uncertainty 11

2 Test Configuration of EUT **12**

2.1 Test Channel Mode 12
2.2 The Worst Case Measurement Configuration 16
2.3 EUT Operation during Test 18
2.4 Accessories 18
2.5 Support Equipment 19
2.6 Test Setup Diagram 20

3 Transmitter Test Result **24**

3.1 AC Power-line Conducted Emissions 24
3.2 Emission Bandwidth 26
3.3 Maximum Conducted Output Power 27
3.4 Peak Power Spectral Density 29
3.5 Unwanted Emissions 32

4 Test Equipment and Calibration Data **36**

Appendix A. Test Results of AC Power-line Conducted Emissions

Appendix B. Test Results of Emission Bandwidth

Appendix C. Test Results of Maximum Conducted Output Power

Appendix D. Test Results of Peak Power Spectral Density

Appendix E. Test Results of Unwanted Emissions

Appendix F. Test Results of Radiated Emission Co-location

Appendix G. Test Photos

Photographs of EUT v01

History of this test report

Report No.	Version	Description	Issued Date
FR951008AB	01	Initial issue of report	Aug. 28, 2019

Summary of Test Result

Report Clause	Ref Std. Clause	Test Items	Result (PASS/FAIL)	Remark
1.1.2	15.203	Antenna Requirement	PASS	-
3.1	15.207	AC Power-line Conducted Emissions	PASS	-
3.2	15.407(a)	Emission Bandwidth	PASS	-
3.3	15.407(a)	Maximum Conducted Output Power	PASS	-
3.4	15.407(a)	Peak Power Spectral Density	PASS	-
3.5	15.407(b)	Unwanted Emissions	PASS	-

Declaration of Conformity:
The test results with all measurement uncertainty excluded are presented in accordance with the regulation limits or requirements declared by manufacturers.
Comments and Explanations:
The declared of product specification for EUT presented in the report are provided by the manufacturer, and the manufacturer takes all the responsibilities for the accuracy of product specification.

Reviewed by: Sam Chen

Report Producer: Viola Huang

1 General Description

1.1 Information

1.1.1 RF General Information

Frequency Range (MHz)	IEEE Std. 802.11	Ch. Frequency (MHz)	Channel Number
5150-5250	a, n (HT20), ac (VHT20), ax (HEW20)	5180-5240	36-48 [4]
5470-5725		5500-5720	100-144 [12]
5725-5850		5745-5825	149-165 [5]
5150-5250	n (HT40), ac (VHT40), ax (HEW40)	5190-5230	38-46 [2]
5470-5725		5510-5710	102-142 [6]
5725-5850		5755-5795	151-159 [2]
5150-5250	ac (VHT80), ax (HEW80)	5210	42 [1]
5470-5725		5530-5690	106-138 [3]
5725-5850		5775	155 [1]
5470-5725	ac (VHT160), ax (HEW160)	5570	114 [1]

Band	Mode	BWch (MHz)	Nant
5.15-5.25GHz	802.11a	20	2TX
5.15-5.25GHz	802.11n HT20	20	2TX
5.15-5.25GHz	802.11n HT20-BF	20	2TX
5.15-5.25GHz	802.11ac VHT20	20	2TX
5.15-5.25GHz	802.11ac VHT20-BF	20	2TX
5.15-5.25GHz	802.11ax HEW20	20	2TX
5.15-5.25GHz	802.11ax HEW20-BF	20	2TX
5.15-5.25GHz	802.11n HT40	40	2TX
5.15-5.25GHz	802.11n HT40-BF	40	2TX
5.15-5.25GHz	802.11ac VHT40	40	2TX
5.15-5.25GHz	802.11ac VHT40-BF	40	2TX
5.15-5.25GHz	802.11ax HEW40	40	2TX
5.15-5.25GHz	802.11ax HEW40-BF	40	2TX
5.15-5.25GHz	802.11ax HEW80	80	2TX
5.15-5.25GHz	802.11ax HEW80-BF	80	2TX
5.47-5.725GHz	802.11a	20	4TX
5.47-5.725GHz	802.11n HT20	20	4TX
5.47-5.725GHz	802.11n HT20-BF	20	4TX
5.47-5.725GHz	802.11ac VHT20	20	4TX
5.47-5.725GHz	802.11ac VHT20-BF	20	4TX

Band	Mode	BWch (MHz)	Nant
5.47-5.725GHz	802.11ax HEW20	20	4TX
5.47-5.725GHz	802.11ax HEW20-BF	20	4TX
5.47-5.725GHz	802.11n HT40	40	4TX
5.47-5.725GHz	802.11n HT40-BF	40	4TX
5.47-5.725GHz	802.11ac VHT40	40	4TX
5.47-5.725GHz	802.11ac VHT40-BF	40	4TX
5.47-5.725GHz	802.11ax HEW40	40	4TX
5.47-5.725GHz	802.11ax HEW40-BF	40	4TX
5.47-5.725GHz	802.11ax HEW80	80	4TX
5.47-5.725GHz	802.11ax HEW80-BF	80	4TX
5.47-5.725GHz	802.11ac VHT160	160	4TX
5.47-5.725GHz	802.11ac VHT160-BF	160	4TX
5.47-5.725GHz	802.11ax HEW160	160	4TX
5.47-5.725GHz	802.11ax HEW160-BF	160	4TX
5.725-5.85GHz	802.11a	20	4TX
5.725-5.85GHz	802.11n HT20	20	4TX
5.725-5.85GHz	802.11n HT20-BF	20	4TX
5.725-5.85GHz	802.11ac VHT20	20	4TX
5.725-5.85GHz	802.11ac VHT20-BF	20	4TX
5.725-5.85GHz	802.11ax HEW20	20	4TX
5.725-5.85GHz	802.11ax HEW20-BF	20	4TX
5.725-5.85GHz	802.11n HT40	40	4TX
5.725-5.85GHz	802.11n HT40-BF	40	4TX
5.725-5.85GHz	802.11ac VHT40	40	4TX
5.725-5.85GHz	802.11ac VHT40-BF	40	4TX
5.725-5.85GHz	802.11ax HEW40	40	4TX
5.725-5.85GHz	802.11ax HEW40-BF	40	4TX
5.725-5.85GHz	802.11ax HEW80	80	4TX
5.725-5.85GHz	802.11ax HEW80-BF	80	4TX

Note:
- 11a, HT20 and HT40 use a combination of OFDM-BPSK, QPSK, 16QAM, 64QAM modulation.
- VHT20, VHT40, VHT80 and VHT160 use a combination of OFDM-BPSK, QPSK, 16QAM, 64QAM, 256QAM, 1024QAM modulation.
- HEW20, HEW40, HEW80 and HEW160 use a combination of OFDMA-BPSK, QPSK, 16QAM, 64QAM, 256QAM, 1024QAM modulation.
- BWch is the nominal channel bandwidth.
- Nss-Min is the minimum number of spatial streams.
- Nant is the number of outputs. e.g., 2(2,3) means have 2 outputs for port 2 and port 3. 2 means have 2 outputs for port 1 and port 2.

1.1.2 Antenna Information

Set	Ant.	Brand	P/N	Antenna Type	Connector	Gain (dBi)
1	1	PSA	RFDPA230508IMLB902	Dipole Antenna	I-PEX	Note 1
	2	PSA	RFDPA230508IMLB902	Dipole Antenna	I-PEX	
	3	PSA	RFDPA230508IMLB902	Dipole Antenna	I-PEX	
	4	PSA	RFDPA230508IMLB902	Dipole Antenna	I-PEX	
	5	PSA	RFDPA230508IMLB902	Dipole Antenna	I-PEX	
	6	PSA	RFDPA230508IMLB902	Dipole Antenna	I-PEX	
2	1	M.gear	C660-510484-A	Dipole Antenna	I-PEX	
	2	M.gear	C660-510484-A	Dipole Antenna	I-PEX	
	3	M.gear	C660-510484-A	Dipole Antenna	I-PEX	
	4	M.gear	C660-510484-A	Dipole Antenna	I-PEX	
	5	M.gear	C660-510484-A	Dipole Antenna	I-PEX	
	6	M.gear	C660-510484-A	Dipole Antenna	I-PEX	
3	7	YAGEO	ANT3216A063R2400A	Chip Antenna	N/A	

Note 1:

Gain (dBi) - CDD mode for output power										
Set	Ant.	Port				2.4GHz	5GHz Band 1	5GHz Band 3	5GHz Band 4	Bluetooth
		2.4G 2TX	5G 2TX	5G 4TX	Bluetooth 1TX					
1	1	1	1	-	-	1.82	3.08	-	-	-
	2	2	2	-	-	1.82	3.08	-	-	-
	3	-	-	2	-	-	-	2.22	2.23	-
	4	-	-	3	-	-	-	2.22	2.23	-
	5	-	-	1	-	-	-	2.22	2.23	-
	6	-	-	4	-	-	-	2.22	2.23	-
2	1	-	-	-	-	1.82	3.08	-	-	-
	2	-	-	-	-	1.82	3.08	-	-	-
	3	-	-	-	-	-	-	2.22	2.23	-
	4	-	-	-	-	-	-	2.22	2.23	-
	5	-	-	-	-	-	-	2.22	2.23	-
	6	-	-	-	-	-	-	2.22	2.23	-
3	1	-	-	-	1	-	-	-	-	2.02

Gain (dBi) - Beamforming mode for output power & PSD, CDD mode for PSD												
Set	Ant.	Port				2.4GHz	5GHz Band 1	5GHz Band 3		5GHz Band 4		Bluetooth
		2.4G 2TX	5G 2TX	5G 4TX	Bluetooth 1TX			4T1S	4T2S	4T1S	4T2S	
1	1	1	1	-	-	4.70	5.99	-	-	-	-	-
	2	2	2	-	-	4.70	5.99	-	-	-	-	-
	3	-	-	2	-	-	-	8.07	5.22	8.21	5.23	-
	4	-	-	3	-	-	-	8.07	5.22	8.21	5.23	-
	5	-	-	1	-	-	-	8.07	5.22	8.21	5.23	-
	6	-	-	4	-	-	-	8.07	5.22	8.21	5.23	-
2	1	-	-	-	-	4.70	5.99	-	-	-	-	-
	2	-	-	-	-	4.70	5.99	-	-	-	-	-
	3	-	-	-	-	-	-	8.07	5.22	8.21	5.23	-
	4	-	-	-	-	-	-	8.07	5.22	8.21	5.23	-
	5	-	-	-	-	-	-	8.07	5.22	8.21	5.23	-
	6	-	-	-	-	-	-	8.07	5.22	8.21	5.23	-

Note 2: The EUT has three sets of antennas and there are six antennas for set 1 and set 2.

Set 1~2 are the same antenna type. Only Set 1 antenna was selected to test and record in this report.

For 2.4GHz WLAN function (Radio 1)

IEEE 802.11b/g/n/VHT/ax mode (2TX/2RX):

Port 1 and port 2 can be used as transmitting/receiving antenna.

Port 1 and port 2 could transmit/receive simultaneously.

For 5GHz Band 1 WLAN function (Radio 1)

IEEE 802.11a/n/ac/ax mode (2TX/2RX):

Port 1 and port 2 can be used as transmitting/receiving antenna.

Port 1 and port 2 could transmit/receive simultaneously.

For 5GHz Band 3~Band 4 WLAN function (Radio 2)

IEEE 802.11a/n/ac/ax mode (4TX/4RX):

Port 1, port 2, port 3 and port 4 can be used as transmitting/receiving antenna.

Port 1, port 2, port 3 and port 4 could transmit/receive simultaneously.

For Bluetooth function (Radio 3)

Only Port 1 can be used as transmitting/receiving antenna.

1.1.3 Mode Test Duty Cycle

For 2T1S and 4T1S

Mode	DC	DCF(dB)	T(s)	VBW(Hz) ≥ 1/T
802.11a	0.99	0.04	n/a (DC>=0.98)	n/a (DC>=0.98)
802.11ax HEW20-BF	0.99	0.04	n/a (DC>=0.98)	n/a (DC>=0.98)
802.11ax HEW40-BF	0.99	0.04	n/a (DC>=0.98)	n/a (DC>=0.98)
802.11ax HEW80-BF	0.987	0.06	n/a (DC>=0.98)	n/a (DC>=0.98)
802.11ax HEW160-BF	0.984	0.07	n/a (DC>=0.98)	n/a (DC>=0.98)

For 2T2S

Mode	DC	DCF(dB)	T(s)	VBW(Hz) ≥ 1/T
802.11ax HEW20	0.989	0.05	n/a (DC>=0.98)	n/a (DC>=0.98)
802.11ax HEW40	0.99	0.04	n/a (DC>=0.98)	n/a (DC>=0.98)
802.11ax HEW80	0.987	0.06	n/a (DC>=0.98)	n/a (DC>=0.98)

For 4T2S

Mode	DC	DCF(dB)	T(s)	VBW(Hz) ≥ 1/T
802.11ax HEW20-BF	0.99	0.04	n/a (DC>=0.98)	n/a (DC>=0.98)
802.11ax HEW40-BF	0.99	0.04	n/a (DC>=0.98)	n/a (DC>=0.98)
802.11ax HEW80-BF	0.987	0.06	n/a (DC>=0.98)	n/a (DC>=0.98)
802.11ax HEW160-BF	0.984	0.07	n/a (DC>=0.98)	n/a (DC>=0.98)

Note:
- DC is Duty Cycle.
- DCF is Duty Cycle Factor.

1.1.4 EUT Operational Condition

EUT Power Type	From Power Adapter			
Beamforming Function	☒	With beamforming	☐	Without beamforming
	For IEEE 802.11n/ac/VHT in 2.4GHz and IEEE 802.11n/ac/ax in 5GHz.			
Weather Band	☒	With 5600~5650MHz	☐	Without 5600~5650MHz
Function	☐	Outdoor P2M	☒	Indoor P2M
	☐	Fixed P2P	☐	Client
TPC Function	☒	With TPC	☐	Without TPC
Test Software Version	Mtool V3.1.0.3			

Note: The above information was declared by manufacturer.

1.1.5 Table for Multiple Listing

The five model names in the following table are all refer to the identical product.

Brand Name	Model Name	Description
ASUS	RT-AX95Q	All the models are identical, the different model names served as marketing strategy.
	ZenWiFi XT8	
	ASUS ZenWiFi XT8	
	XT8	
	ASUS ZenWiFi	

From the above models, model: RT-AX95Q was selected as representative model for the test and its data was recorded in this report.

1.1.6 Table for SKU information

EUT No.	SKU No.	Brand Name	P/N
1	SKU 1	NETSWAP	NS773602 / NS771802
2	SKU 2	Mingtek	HN36201CG / HN18101CG

1.1.7 Table for EUT supports functions

Function	Support Type
AP Router	Master
Bridge	Slave without radar detection
Repeater	Master
Mesh	Master

1.1.8 Table for radio information

Radio	2.4GHz	5GHz	Bluetooth
1	V	V (Band 1)	X
2	X	V (Band 3~Band 4)	X
3	X	X	V

1.2 Applicable Standards

According to the specifications of the manufacturer, the EUT must comply with the requirements of the following standards:

- 47 CFR FCC Part 15
- ANSI C63.10-2013
- FCC KDB 789033 D02 v02r01
- FCC KDB 662911 D01 v02r01
- FCC KDB 412172 D01 v01r01

1.3 Testing Location Information

Testing Location							
☐	HWA YA	ADD	:	No. 52, Huaya 1st Rd., Guishan Dist., Taoyuan City, Taiwan (R.O.C.)			
		TEL	:	886-3-327-3456	FAX	:	886-3-327-0973
☒	JHUBEI	ADD	:	No.8, Lane 724, Bo-ai St., Jhubei City, HsinChu County 302, Taiwan, R.O.C.			
		TEL	:	886-3-656-9065	FAX	:	886-3-656-9085

Test Condition	Test Site No.	Test Engineer	Test Environment	Test Date
RF Conducted	TH02-CB	Owen Hsu	26.3~28.5°C / 56~60%	Jun. 21, 2019~Jul. 31, 2019
Radiated Below 1GHz	03CH05-CB	Eason Chen	27~28°C / 64~66%	Aug. 05, 2019~Aug. 13, 2019
Radiated Above 1GHz	03CH06-CB	Eason Chen	27.4~28.7°C / 61~65%	May 15, 2019~Jul. 31, 2019
AC Conduction	CO01-CB	Rick Yeh	25.1~26.1°C / 46.2~47.3%	Aug. 02, 2019~Aug. 16, 2019

Test site Designation No. TW0006 with FCC
Test site registered number IC 4086B with Industry Canada.

1.4 Measurement Uncertainty

ISO/IEC 17025 requires that an estimate of the measurement uncertainties associated with the emissions test results be included in the report. The measurement uncertainties given below are based on a 95% confidence level (based on a coverage factor (k=2)

Test Items	Uncertainty	Remark
Conducted Emission (150kHz ~ 30MHz)	2.0 dB	Confidence levels of 95%
Radiated Emission (30MHz ~ 1,000MHz)	4.3 dB	Confidence levels of 95%
Radiated Emission (1GHz ~ 18GHz)	4.3 dB	Confidence levels of 95%
Radiated Emission (18GHz ~ 40GHz)	5.1 dB	Confidence levels of 95%
Conducted Emission	2.4 dB	Confidence levels of 95%
Output Power Measurement	1.5 dB	Confidence levels of 95%
Power Density Measurement	2.4 dB	Confidence levels of 95%
Bandwidth Measurement	2%	Confidence levels of 95%

2 Test Configuration of EUT

2.1 Test Channel Mode

For 2T1S and 4T1S

Mode	PowerSetting
802.11a_Nss1,(6Mbps)_2TX	-
5180MHz	102
5200MHz	118
5240MHz	111
802.11ax HEW20-BF_Nss1,(MCS0)_2TX	-
5180MHz	96
5200MHz	116
5240MHz	118
802.11ax HEW40-BF_Nss1,(MCS0)_2TX	-
5190MHz	91
5230MHz	108
802.11ax HEW80-BF_Nss1,(MCS0)_2TX	-
5210MHz	92
802.11a_Nss1,(6Mbps)_4TX	-
5500MHz	64
5580MHz	61
5700MHz	63
5720MHz Straddle 5.47-5.725GHz	63
5720MHz Straddle 5.725-5.85GHz	63
5745MHz	92
5785MHz	94
5825MHz	97
802.11ax HEW20-BF_Nss1,(MCS0)_4TX	-
5500MHz	63
5580MHz	60
5700MHz	61
5720MHz Straddle 5.47-5.725GHz	62
5720MHz Straddle 5.725-5.85GHz	62
5745MHz	81
5785MHz	84

Mode	PowerSetting
5825MHz	87
802.11ax HEW40-BF_Nss1,(MCS0)_4TX	-
5510MHz	63
5550MHz	62
5670MHz	61
5710MHz Straddle 5.47-5.725GHz	63
5710MHz Straddle 5.725-5.85GHz	63
5755MHz	81
5795MHz	85
802.11ax HEW80-BF_Nss1,(MCS0)_4TX	-
5530MHz	62
5610MHz	61
5690MHz Straddle 5.47-5.725GHz	61
5690MHz Straddle 5.725-5.85GHz	61
5775MHz	83
802.11ax HEW160-BF_Nss1,(MCS0)_4TX	-
5570MHz	62

For 2T2S

Mode	PowerSetting
802.11ax HEW20_Nss2,(MCS0)_2TX	-
5180MHz	97
5200MHz	114
5240MHz	109
802.11ax HEW40_Nss2,(MCS0)_2TX	-
5190MHz	90
5230MHz	107
802.11ax HEW80_Nss2,(MCS0)_2TX	-
5210MHz	90

For 4T2S

Mode	PowerSetting
802.11ax HEW20-BF_Nss2,(MCS0)_4TX	-
5500MHz	71
5580MHz	67
5700MHz	68
5720MHz Straddle 5.47-5.725GHz	69
5720MHz Straddle 5.725-5.85GHz	69
5745MHz	91
5785MHz	93
5825MHz	99
802.11ax HEW40-BF_Nss2,(MCS0)_4TX	-
5510MHz	72
5550MHz	71
5670MHz	70
5710MHz Straddle 5.47-5.725GHz	71
5710MHz Straddle 5.725-5.85GHz	71
5755MHz	90
5795MHz	94
802.11ax HEW80-BF_Nss2,(MCS0)_4TX	-
5530MHz	71
5610MHz	70
5690MHz Straddle 5.47-5.725GHz	70
5690MHz Straddle 5.725-5.85GHz	70
5775MHz	88
802.11ax HEW160-BF_Nss2,(MCS0)_4TX	-
5570MHz	69

Note:
- After evaluating, 802.11ax mode has been evaluated to be the worst case, so it was selected to test and record in this test report.
- There are two modes of EUT for 802.11n/ac/VHT in 2.4GHz and 802.11n/ac/ax in 5GHz. One is beamforming mode, and the other is non-beamforming mode, after evaluating, beamforming mode has been evaluated to be the worst case, so it was selected to test and record in this test report.

2.2 The Worst Case Measurement Configuration

The Worst Case Mode for Following Conformance Tests	
Tests Item	AC power-line conducted emissions
Condition	AC power-line conducted measurement for line and neutral
Operating Mode	CTX
1	EUT 1 + Radio 1_2.4G
2	EUT 1 + Radio 1_5G Band 1
3	EUT 1 + Radio 2_5G Band 3 + Band 4
4	EUT 1 + Radio 3_Bluetooth
For operating mode 3 is the worst case and it was record in this test report.	

The Worst Case Mode for Following Conformance Tests	
Tests Item	Emission Bandwidth Maximum Conducted Output Power Peak Power Spectral Density
Test Condition	Conducted measurement at transmit chains

The Worst Case Mode for Following Conformance Tests	
Tests Item	Unwanted Emissions
Test Condition	Radiated measurement If EUT consist of multiple antenna assembly (multiple antenna are used in EUT regardless of spatial multiplexing MIMO configuration), the radiated test should be performed with highest antenna gain of each antenna type.
Operating Mode < 1GHz	CTX
1	EUT 1 + Radio 1_2.4G
2	EUT 1 + Radio 1_5G Band 1
3	EUT 1 + Radio 2_5G Band 3 + Band 4
4	EUT 1 + Radio 3_Bluetooth
Mode 2 has been evaluated to be the worst case among Mode 1~4, thus measurement for Mode 5 will follow this same test mode.	
5	EUT 2 + Radio 1_5G Band 1
For operating mode 5 is the worst case and it was record in this test report.	
Operating Mode > 1GHz	CTX
1	EUT 1 + Radio 1_5G Band 1 + Radio 2_5G Band 3 + Band 4

The Worst Case Mode for Following Conformance Tests	
Tests Item	Simultaneous Transmission Analysis - Radiated Emission Co-location
Test Condition	Radiated measurement
Operating Mode	Normal Link
1	WLAN 2.4GHz_Radio 1 + WLAN 5GHz_Radio 1
Refer to Appendix F for Radiated Emission Co-location.	

The Worst Case Mode for Following Conformance Tests	
Tests Item	Simultaneous Transmission Analysis - Co-location RF Exposure Evaluation
Operating Mode	
1	WLAN 2.4GHz_Radio 1 + WLAN 5GHz_Radio 2 + Bluetooth_Radio 3
2	WLAN 5GHz_Radio 1 + WLAN 5GHz_Radio 2 + Bluetooth_Radio 3
Refer to Sporton Test Report No.: FA951008 for Co-location RF Exposure Evaluation.	

Note:The EUT can only use Y axis position.

2.3 EUT Operation during Test

For CTX Mode:

non-beamforming mode:

The EUT was programmed to be in continuously transmitting mode.

beamforming mode:

During the test, the following programs under WIN 7 were executed.

The program was executed as follows:

1. During the test, the EUT operation to normal function.
2. Executed command fixed test channel under Telnet.
3. Executed "Lantest.exe" to link with the remote workstation to transmit and receive packet by WLAN AP and transmit duty cycle no less than 98%.

For Normal Link:

During the test, the EUT operation to normal function.

2.4 Accessories

Accessories				
Equipment Name	**Brand Name**	**Model Name**	**Type**	**Rating**
Adapter	PI	AD2088320	010LF	INPUT: 100-240V ~ 50/60Hz, 0.8A OUTPUT: 19V, 1.75A
Other				
RJ-45 cable*1: Non-shielded, 1.5m				

2.5 Support Equipment

For AC Conduction:

Support Equipment				
No.	**Equipment**	**Brand Name**	**Model Name**	**FCC ID**
A	HDD3.0	WD	WDBACY5000AWT	N/A
B	LAN NB	DELL	E6430	N/A

For Radiated (below 1GHz):

Support Equipment				
No.	**Equipment**	**Brand Name**	**Model Name**	**FCC ID**
A	NB	DELL	E4300	N/A

For RF Conducted and Radiated (above 1GHz):
(For non beamforming mode)

Support Equipment				
No.	**Equipment**	**Brand Name**	**Model Name**	**FCC ID**
A	NB	DELL	E4300	N/A

(For beamforming mode)

Support Equipment				
No.	**Equipment**	**Brand Name**	**Model Name**	**FCC ID**
A	NB	DELL	E4300	N/A
B	WLAN AP	ASUS	RT-AX88U	N/A
C	NB	DELL	E4300	N/A

2.6 Test Setup Diagram

Test Setup Diagram – AC Line Conducted Emission Test

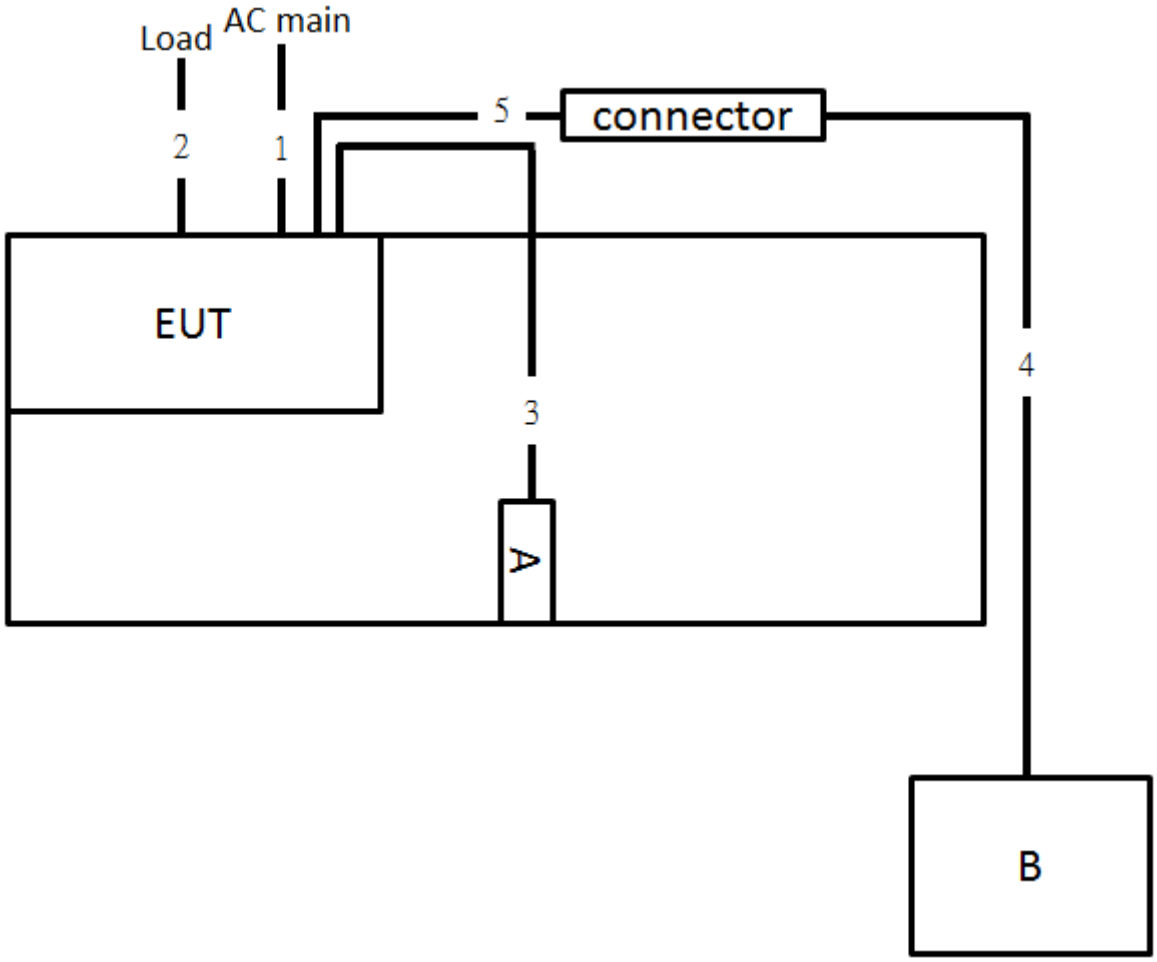

Item	Connection	Shielded	Length
1	Power cable	No	2.2m
2	RJ-45 cable*3	No	1.5m
3	USB cable	Yes	1.8m
4	RJ-45 cable	No	10m
5	RJ-45 cable	No	1.5m

Test Setup Diagram - Radiated Test < 1GHz

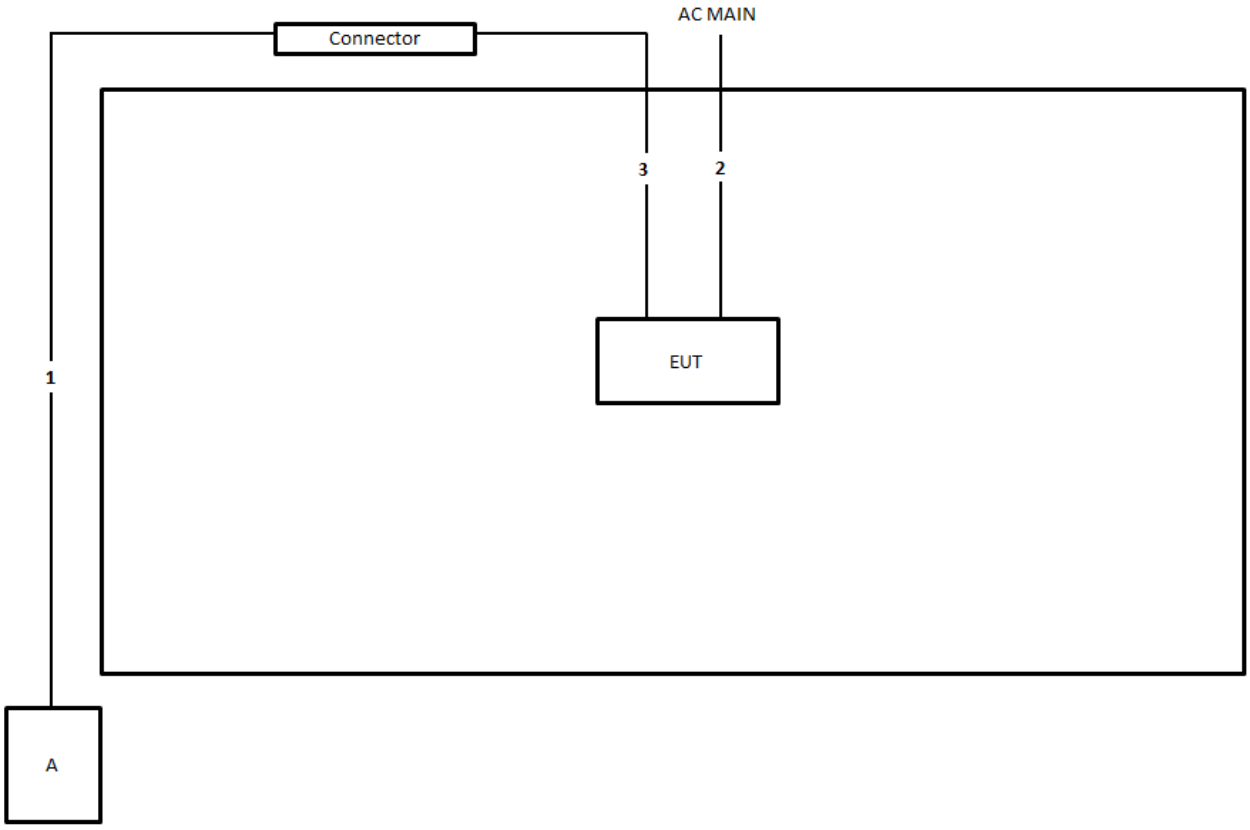

Item	Connection	Shielded	Length
1	RJ-45 cable	No	10m
2	Power cable	No	2.2m
3	RJ-45 cable	No	1.5m

Test Setup Diagram - Radiated Test > 1GHz / For non-beamforming mode

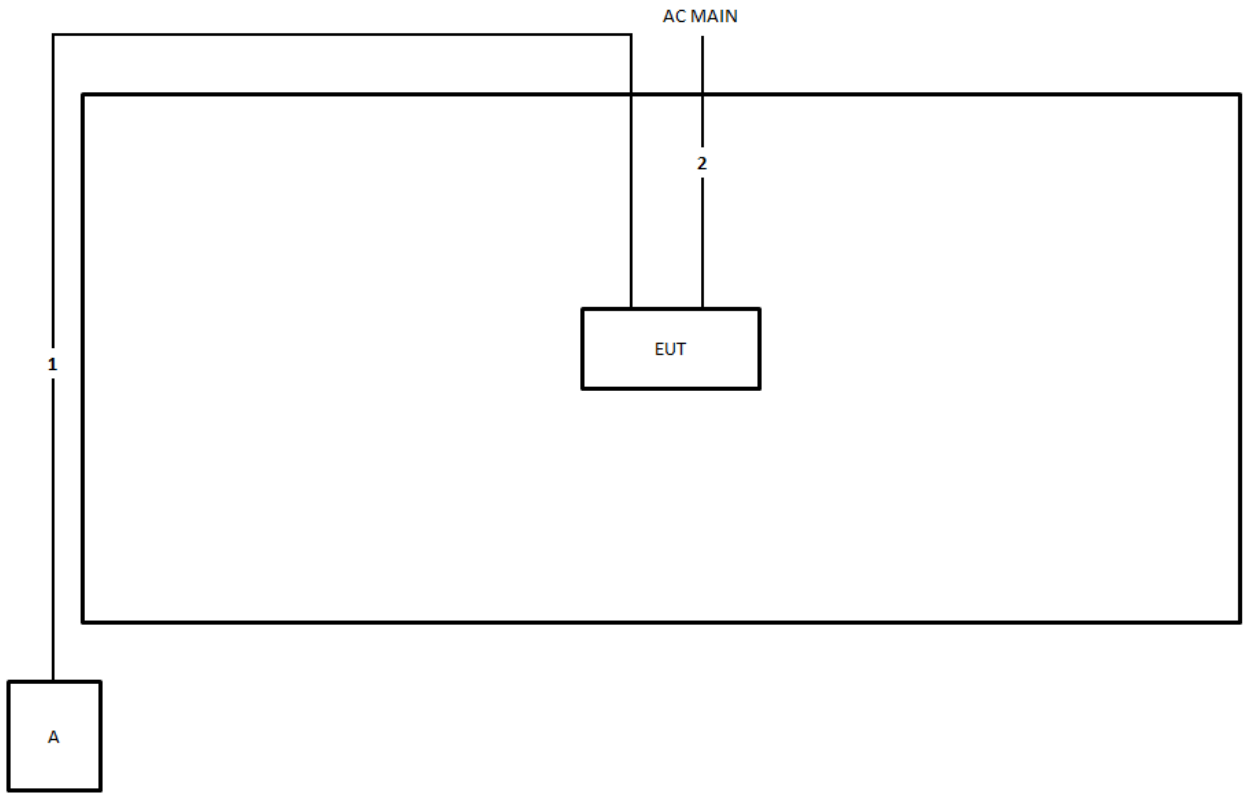

Item	Connection	Shielded	Length
1	RJ-45 cable	No	10m
2	Power cable	No	2.2m

Test Setup Diagram - Radiated Test > 1GHz / For beamforming mode

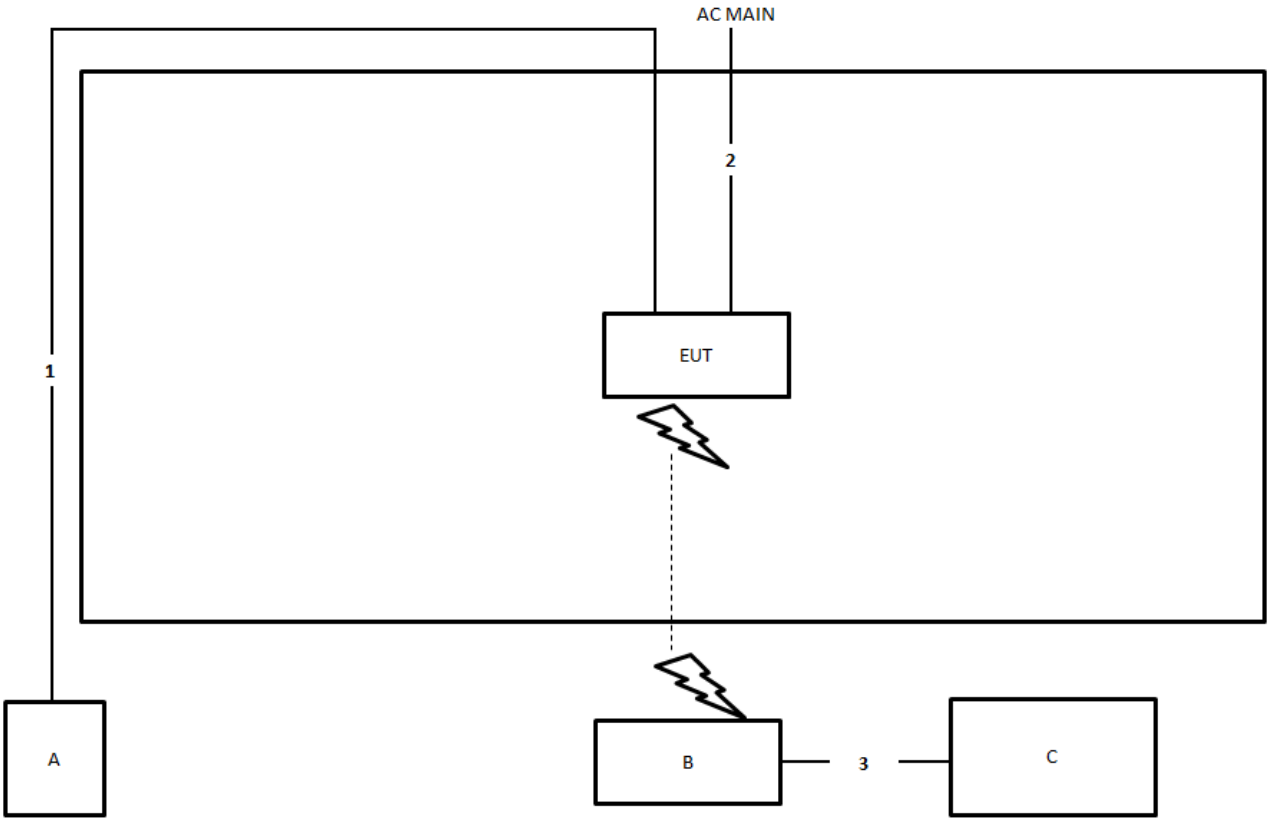

Item	Connection	Shielded	Length
1	RJ-45 cable	No	10m
2	Power cable	No	2.2m
3	RJ-45 cable	No	1.5m

3 Transmitter Test Result

3.1 AC Power-line Conducted Emissions

3.1.1 AC Power-line Conducted Emissions Limit

AC Power-line Conducted Emissions Limit		
Frequency Emission (MHz)	**Quasi-Peak**	**Average**
0.15-0.5	66 - 56 *	56 - 46 *
0.5-5	56	46
5-30	60	50
Note 1: * Decreases with the logarithm of the frequency.		

3.1.2 Measuring Instruments

Refer a test equipment and calibration data table in this test report.

3.1.3 Test Procedures

Test Method
☒ Refer as ANSI C63.10-2013, clause 6.2 for AC power-line conducted emissions.

3.1.4 Test Setup

AC Power-line Conducted Emissions

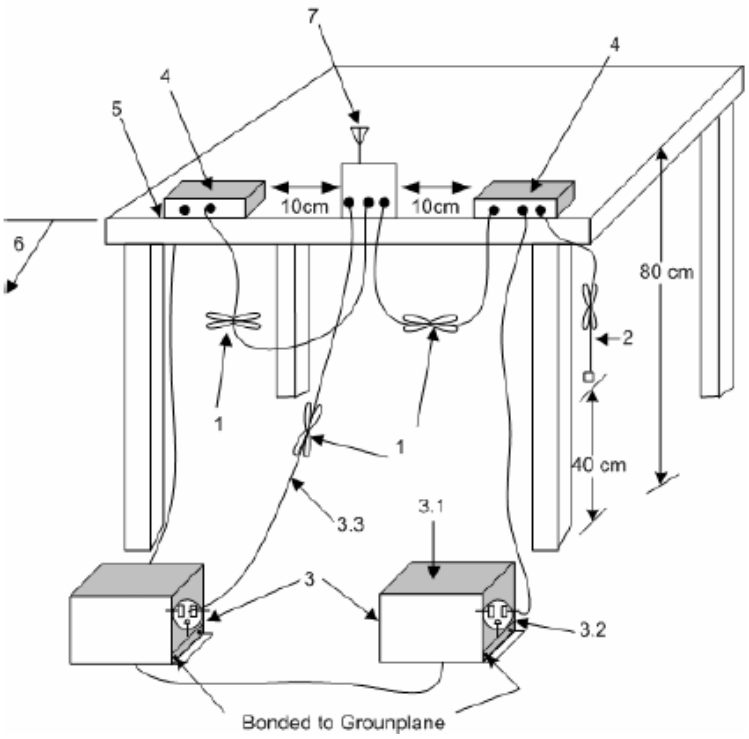

1—Interconnecting cables that hang closer than 40 cm to the ground plane shall be folded back and forth in the center forming a bundle 30 cm to 40 cm long.
2—The I/O cables that are not connected to an accessory shall be bundled in the center. The end of the cable may be terminated, if required, using the correct terminating impedance. The overall length shall not exceed 1 m.
3—EUT connected to one LISN. Unused LISN measuring port connectors shall be terminated in 50 Ω loads. LISN may be placed on top of, or immediately beneath, reference ground plane.
3.1—All other equipment powered from additional LISN(s).
3.2—A multiple-outlet strip may be used for multiple power cords of non-EUT equipment.
3.3—LISN at least 80 cm from nearest part of EUT chassis.
4—Non-EUT components of EUT system being tested.
5—Rear of EUT, including peripherals, shall all be aligned and flush with edge of tabletop.
6—Edge of tabletop shall be 40 cm removed from a vertical conducting plane that is bonded to the ground plane.
7—Antenna can be integral or detachable. If detachable, then the antenna shall be attached for this test.

3.1.5 Test Result of AC Power-line Conducted Emissions

Refer as Appendix A

3.2 Emission Bandwidth

3.2.1 Emission Bandwidth Limit

Emission Bandwidth Limit	
UNII Devices	
☒	For the 5.15-5.25 GHz band, N/A
☐	For the 5.25-5.35 GHz band, the maximum conducted output power shall not exceed the lesser of 250 mW or 11 dBm + 10 log B, where B is the 26 dB emission bandwidth in MHz.
☒	For the 5.47-5.725 GHz band, the maximum conducted output power shall not exceed the lesser of 250 mW or 11 dBm + 10 log B, where B is the 26 dB emission bandwidth in MHz.
☒	For the 5.725-5.85 GHz band, 6 dB emission bandwidth ≥ 500kHz.
LE-LAN Devices	
☐	For the band 5.15-5.25 GHz, the maximum e.i.r.p. shall not exceed 200 mW or 10 + 10 log B, dBm, whichever power is less. B is the 99% emission bandwidth in MHz.
☐	For the 5.25-5.35 GHz band, the maximum e.i.r.p. shall not exceed 1.0 W or 17 + 10 log B, dBm, whichever power is less. B is the 99% emission bandwidth in MHz
☐	For the 5.47-5.6 GHz band and 5.65-5.725 GHz band, the maximum e.i.r.p. shall not exceed 1.0 W or 17 + 10 log B, dBm, whichever power is less. B is the 99% emission bandwidth in MHz
☐	For the 5.725-5.85 GHz band, 6 dB emission bandwidth ≥ 500kHz.

3.2.2 Measuring Instruments

Refer a test equipment and calibration data table in this test report.

3.2.3 Test Procedures

Test Method		
▪	For the emission bandwidth shall be measured using one of the options below:	
	☒	Refer as FCC KDB 789033, clause C for EBW and clause D for OBW measurement.
	☐	Refer as ANSI C63.10, clause 6.9.1 for occupied bandwidth testing.
	☐	Refer as IC RSS-Gen, clause 4.6 for bandwidth testing.

3.2.4 Test Setup

Emission Bandwidth

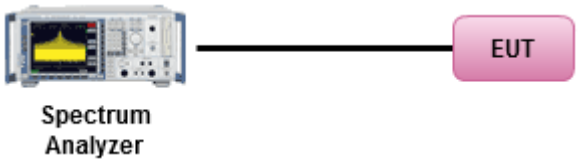

3.2.5 Test Result of Emission Bandwidth

Refer as Appendix B

3.3 Maximum Conducted Output Power

3.3.1 Maximum Conducted Output Power Limit

Maximum Conducted Output Power Limit	
UNII Devices	
☒	For the 5.15-5.25 GHz band:
	▪ Outdoor AP: the maximum conducted output power (P_{Out}) shall not exceed the lesser of 1 W. If G_{TX} > 6 dBi, then P_{Out} = 30 – (G_{TX} – 6). e.i.r.p. at any elevation angle above 30 degrees ≤ 125mW [21dBm]
	▪ Indoor AP: the maximum conducted output power (P_{Out}) shall not exceed the lesser of 1 W. If G_{TX} > 6 dBi, then P_{Out} = 30 – (G_{TX} – 6)
	▪ Point-to-point AP: the maximum conducted output power (P_{Out}) shall not exceed the lesser of 1 W If G_{TX} > 23 dBi, then P_{Out} = 30 – (G_{TX} – 23).
	▪ Mobile or Portable Client: the maximum conducted output power (P_{Out}) shall not exceed the lesser of 250 mW. If G_{TX} > 6 dBi, then P_{Out} = 24 – (G_{TX} – 6).
☐	For the 5.25-5.35 GHz band, the maximum conducted output power (P_{Out}) shall not exceed the lesser of 250 mW or 11 dBm + 10 log B, where B is the 26 dB emission bandwidth in MHz. If G_{TX} > 6 dBi, then P_{Out} = 24 – (G_{TX} – 6).
☒	For the 5.47-5.725 GHz band, the maximum conducted output power (P_{Out}) shall not exceed the lesser of 250 mW or 11 dBm + 10 log B, where B is the 26 dB emission bandwidth in MHz. If G_{TX} > 6 dBi, then P_{Out} = 24 – (G_{TX} – 6).
☒	For the 5.725-5.85 GHz band:
	▪ Point-to-multipoint systems (P2M): the maximum conducted output power (P_{Out}) shall not exceed the lesser of 1 W. If G_{TX} > 6 dBi, then P_{Out} = 30 – (G_{TX} – 6).
	▪ Point-to-point systems (P2P): the maximum conducted output power (P_{Out}) shall not exceed the lesser of 1 W.
LE-LAN Devices	
☐	For the 5.15-5.25 GHz band, the maximum e.i.r.p. shall not exceed 200 mW or 10 + 10 log B, dBm, whichever power is less. B is the 99% emission bandwidth in MHz.
☐	For the 5.25-5.35 GHz band, the maximum e.i.r.p. shall not exceed 1.0 W or 17 + 10 log B, dBm, whichever power is less. B is the 99% emission bandwidth in MHz
☐	For the 5.47-5.6 GHz band and 5.65-5.725 GHz band, the maximum e.i.r.p. shall not exceed 1.0 W or 17 + 10 log B, dBm, whichever power is less. B is the 99% emission bandwidth in MHz
☐	For the 5.725-5.85 GHz band:
	▪ Point-to-multipoint systems (P2M): the maximum conducted output power (P_{Out}) shall not exceed the lesser of 1 W. If G_{TX} > 6 dBi, then P_{Out} = 30 – (G_{TX} – 6).
	▪ Point-to-point systems (P2P): the maximum conducted output power (P_{Out}) shall not exceed the lesser of 1 W.
P_{Out} = maximum conducted output power in dBm, **G_{TX}** = the maximum transmitting antenna directional gain in dBi.	

3.3.2 Measuring Instruments

Refer a test equipment and calibration data table in this test report.

3.3.3 Test Procedures

Test Method	
▪ Maximum Conducted Output Power	
	Average over on/off periods with duty factor
	☒ Refer as FCC KDB 789033, clause E Method SA-2 (spectral trace averaging).
	☐ Refer as FCC KDB 789033, clause E Method SA-2 Alt. (RMS detection with slow sweep speed)
	Wideband RF power meter and average over on/off periods with duty factor
	☒ Refer as FCC KDB 789033, clause E Method PM-G (using an RF average power meter).
▪ For conducted measurement.	
	▪ If the EUT supports multiple transmit chains using options given below: Refer as FCC KDB 662911, In-band power measurements. Using the measure-and-sum approach, measured all transmit ports individually. Sum the power (in linear power units e.g., mW) of all ports for each individual sample and save them.
	▪ If multiple transmit chains, EIRP calculation could be following as methods: $P_{total} = P_1 + P_2 + \ldots + P_n$ (calculated in linear unit [mW] and transfer to log unit [dBm]) $EIRP_{total} = P_{total} + DG$

3.3.4 Test Setup

For straddle channel

RF Output Power (Spectrum Analyzer)



For other channel

RF Output Power (Power Meter)

3.3.5 Test Result of Maximum Conducted Output Power

Refer as Appendix C

3.4 Peak Power Spectral Density

3.4.1 Peak Power Spectral Density Limit

Peak Power Spectral Density Limit	
UNII Devices	
☒	For the 5.15-5.25 GHz band:
	▪ Outdoor AP: the peak power spectral density (PPSD) shall not exceed the lesser of 17dBm/MHz. If G_{TX} > 6 dBi, then P_{Out} = 17 – (G_{TX} – 6).
	▪ Indoor AP: the peak power spectral density (PPSD) shall not exceed the lesser of 17dBm/MHz. If G_{TX} > 6 dBi, then P_{Out} = 17 – (G_{TX} – 6).
	▪ Point-to-point AP: the peak power spectral density (PPSD) shall not exceed the lesser of 17dBm/MHz. If G_{TX} > 23 dBi, then P_{Out} = 17 – (G_{TX} – 23).
	▪ Mobile or Portable Client: the peak power spectral density (PPSD) ≤ 11 dBm/MHz. If G_{TX} > 6 dBi, then PPSD= 11 – (G_{TX} – 6)..
☐	For the 5.25-5.35 GHz band, the peak power spectral density (PPSD) ≤ 11 dBm/MHz. If G_{TX} > 6 dBi, then PPSD= 11 – (G_{TX} – 6).
☒	For the 5.47-5.725 GHz band, the peak power spectral density (PPSD) ≤ 11 dBm/MHz. If G_{TX} > 6 dBi, then PPSD= 11 – (G_{TX} – 6).
☒	For the 5.725-5.85 GHz band:
	▪ Point-to-multipoint systems (P2M): the peak power spectral density (PPSD) ≤ 30 dBm/500kHz. If G_{TX} > 6 dBi, then PPSD= 30 – (G_{TX} – 6).
	▪ Point-to-point systems (P2P): the peak power spectral density (PPSD) ≤ 30 dBm/500kHz.
LE-LAN Devices	
☐	For the 5.15-5.25 GHz band, the e.i.r.p. peak power spectral density (PPSD) ≤ 10 dBm/MHz.
☐	For the 5.25-5.35 GHz band, the peak power spectral density (PPSD) ≤ 11 dBm/MHz.
	▪ e.i.r.p. greater than 200 mW shall comply with the following e.i.r.p. at different elevations, where θ is the angle above the local horizontal plane (of the Earth) as shown below: -13 dBW/MHz for 0° ≤ θ < 8° ; -13 − 0.716 (θ-8) dBW/MHz for 8° ≤ θ < 40° -35.9 − 1.22 (θ-40) dBW/MHz for 40° ≤ θ ≤ 45° ; -42 dBW/MHz for θ > 45°
☐	For the 5.47-5.6 GHz band and 5.65-5.725 GHz band, the peak power spectral density (PPSD) ≤ 11 dBm/MHz.
☐	For the 5.725-5.85 GHz band:
	▪ Point-to-multipoint systems (P2M): the peak power spectral density (PPSD) ≤ 30 dBm/500kHz. If G_{TX} > 6 dBi, then PPSD= 30 – (G_{TX} – 6).
	▪ Point-to-point systems (P2P): the peak power spectral density (PPSD) ≤ 30 dBm/500kHz.
PPSD = peak power spectral density that he same method as used to determine the conducted output power shall be used to determine the power spectral density. And power spectral density in dBm/MHz **G_{TX}** = the maximum transmitting antenna directional gain in dBi.	

3.4.2 Measuring Instruments

Refer a test equipment and calibration data table in this test report.

3.4.3 Test Procedures

Test Method			
▪ Peak power spectral density procedures that the same method as used to determine the conducted output power shall be used to determine the peak power spectral density and use the peak search function on the spectrum analyzer to find the peak of the spectrum. For the peak power spectral density shall be measured using below options:			
	☐ Refer as FCC KDB 789033, F)5) power spectral density can be measured using resolution bandwidths < 1 MHz provided that the results are integrated over 1 MHz bandwidth		
	[duty cycle ≥ 98% or external video / power trigger]		
	☒ Refer as FCC KDB 789033, clause E Method SA-1 (spectral trace averaging).		
	☐ Refer as FCC KDB 789033, clause E Method SA-1 Alt. (RMS detection with slow sweep speed)		
	duty cycle < 98% and average over on/off periods with duty factor		
	☒ Refer as FCC KDB 789033, clause E Method SA-2 (spectral trace averaging).		
	☐ Refer as FCC KDB 789033, clause E Method SA-2 Alt. (RMS detection with slow sweep speed)		
▪ For conducted measurement.			
	▪ If the EUT supports multiple transmit chains using options given below:		
		☒ Option 1: Measure and sum the spectra across the outputs. Refer as FCC KDB 662911, In-band power spectral density (PSD). Sample all transmit ports simultaneously using a spectrum analyzer for each transmit port. Where the trace bin-by-bin of each transmit port summing can be performed. (i.e., in the first spectral bin of output 1 is summed with that in the first spectral bin of output 2 and that from the first spectral bin of output 3, and so on up to the NTX output to obtain the value for the first frequency bin of the summed spectrum.). Add up the amplitude (power) values for the different transmit chains and use this as the new data trace.	
		☐ Option 2: Measure and sum spectral maxima across the outputs. With this technique, spectra are measured at each output of the device at the required resolution bandwidth. The maximum value (peak) of each spectrum is determined. These maximum values are then summed mathematically in linear power units across the outputs. These operations shall be performed separately over frequency spans that have different out-of-band or spurious emission limits,	
		☐ Option 3: Measure and add 10 log(N) dB, where N is the number of transmit chains. Refer as FCC KDB 662911, In-band power spectral density (PSD). Performed at each transmit chains and each transmit chains shall be compared with the limit have been reduced with 10 log(N). Or each transmit chains shall be add 10 log(N) to compared with the limit.	
	▪	If multiple transmit chains, EIRP PPSD calculation could be following as methods: $PPSD_{total} = PPSD_1 + PPSD_2 + \ldots + PPSD_n$ (calculated in linear unit [mW] and transfer to log unit [dBm]) $EIRP_{total} = PPSD_{total} + DG$	

3.4.4 Test Setup

Power Spectral Density

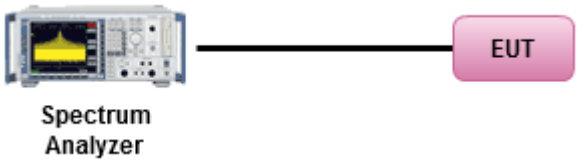

3.4.5 Test Result of Peak Power Spectral Density

Refer as Appendix D

3.5 Unwanted Emissions

3.5.1 Transmitter Unwanted Emissions Limit

Unwanted emissions below 1 GHz and restricted band emissions above 1GHz limit			
Frequency Range (MHz)	**Field Strength (uV/m)**	**Field Strength (dBuV/m)**	**Measure Distance (m)**
0.009~0.490	2400/F(kHz)	48.5 - 13.8	300
0.490~1.705	24000/F(kHz)	33.8 - 23	30
1.705~30.0	30	29	30
30~88	100	40	3
88~216	150	43.5	3
216~960	200	46	3
Above 960	500	54	3

Note 1: Test distance for frequencies at or above 30 MHz, measurements may be performed at a distance other than the limit distance provided they are not performed in the near field and the emissions to be measured can be detected by the measurement equipment. When performing measurements at a distance other than that specified, the results shall be extrapolated to the specified distance using an extrapolation factor of 20 dB/decade (inverse of linear distance for field-strength measurements, inverse of linear distance-squared for power-density measurements).

Note 2: Test distance for frequencies at below 30 MHz, measurements may be performed at a distance closer than the EUT limit distance; however, an attempt should be made to avoid making measurements in the near field. When performing measurements below 30 MHz at a closer distance than the limit distance, the results shall be extrapolated to the specified distance by either making measurements at a minimum of two or more distances on at least one radial to determine the proper extrapolation factor or by using the square of an inverse linear distance extrapolation factor (40 dB/decade). The test report shall specify the extrapolation method used to determine compliance of the EUT.

Note 3: Using the distance of 1m during the test for above 18 GHz, and the test value to correct for the distance factor at 3m.

Un-restricted band emissions above 1GHz Limit	
Operating Band	**Limit**
☒ 5.15 - 5.25 GHz	e.i.r.p. -27 dBm [68.2 dBuV/m@3m]
☐ 5.25 - 5.35 GHz	e.i.r.p. -27 dBm [68.2 dBuV/m@3m]
☒ 5.47 - 5.725 GHz	e.i.r.p. -27 dBm [68.2 dBuV/m@3m]
☒ 5.725 - 5.85 GHz	all emissions shall be limited to a level of -27 dBm/MHz at 75 MHz or more above or below the band edge increasing linearly to 10 dBm/MHz at 25 MHz above or below the band edge, and from 25 MHz above or below the band edge increasing linearly to a level of 15.6 dBm/MHz at 5 MHz above or below the band edge, and from 5 MHz above or below the band edge increasing linearly to a level of 27 dBm/MHz at the band edge.

Note 1: Measurements may be performed at a distance other than the limit distance provided they are not performed in the near field and the emissions to be measured can be detected by the measurement equipment. When performing measurements at a distance other than that specified, the results shall be extrapolated to the specified distance using an extrapolation factor of 20 dB/decade (inverse of

linear distance for field-strength measurements, inverse of linear distance-squared for power-density measurements).

3.5.2 Measuring Instruments

Refer a test equipment and calibration data table in this test report.

3.5.3 Test Procedures

Test Method		
▪ Measurements may be performed at a distance other than the limit distance provided they are not performed in the near field and the emissions to be measured can be detected by the measurement equipment. Measurements shall not be performed at a distance greater than 30 m for frequencies above 30 MHz, unless it can be further demonstrated that measurements at a distance of 30 m or less are impractical. When performing measurements at a distance other than that specified, the results shall be extrapolated to the specified distance using an extrapolation factor of 20 dB/decade (inverse of linear distance for field-strength measurements, inverse of linear distance-squared for power-density measurements).		
▪ The average emission levels shall be measured in [duty cycle ≥ 98 or duty factor].		
▪ For the transmitter unwanted emissions shall be measured using following options below:		
	▪ Refer as FCC KDB 789033, clause G)2) for unwanted emissions into non-restricted bands.	
	▪ Refer as FCC KDB 789033, clause G)1) for unwanted emissions into restricted bands.	
		☐ Refer as FCC KDB 789033, G)6) Method AD (Trace Averaging).
		☒ Refer as FCC KDB 789033, G)6) Method VB (Reduced VBW).
		☐ Refer as ANSI C63.10, clause 11.12.2.5.3 (Reduced VBW). VBW ≥ 1/T, where T is pulse time.
		☐ Refer as ANSI C63.10, clause 7.5 average value of pulsed emissions.
		☒ Refer as FCC KDB 789033, clause G)5) measurement procedure peak limit.
		☐ Refer as ANSI C63.10, clause 4.1.4.2.2 measurement procedure peak limit.
▪ For radiated measurement.		
	▪ Refer as ANSI C63.10, clause 6.4 for radiated emissions below 30 MHz and test distance is 3m.	
	▪ Refer as ANSI C63.10, clause 6.5 for radiated emissions 30 MHz to 1 GHz and test distance is 3m.	
	▪ Refer as ANSI C63.10, clause 6.6 for radiated emissions above 1GHz.	
▪ The any unwanted emissions level shall not exceed the fundamental emission level.		
▪ All amplitude of spurious emissions that are attenuated by more than 20 dB below the permissible value has no need to be reported.		

3.5.4 Test Setup

Transmitter Radiated Unwanted Emissions
9kHz ~30MHz
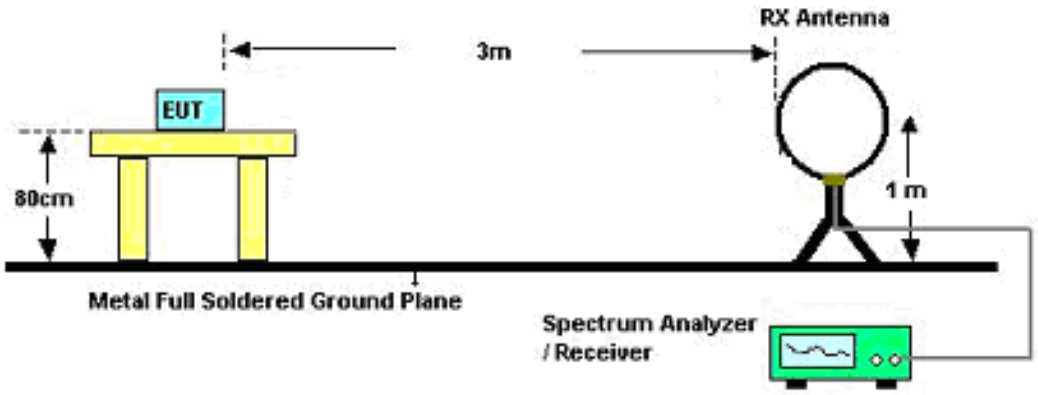
30MHz~1GHz
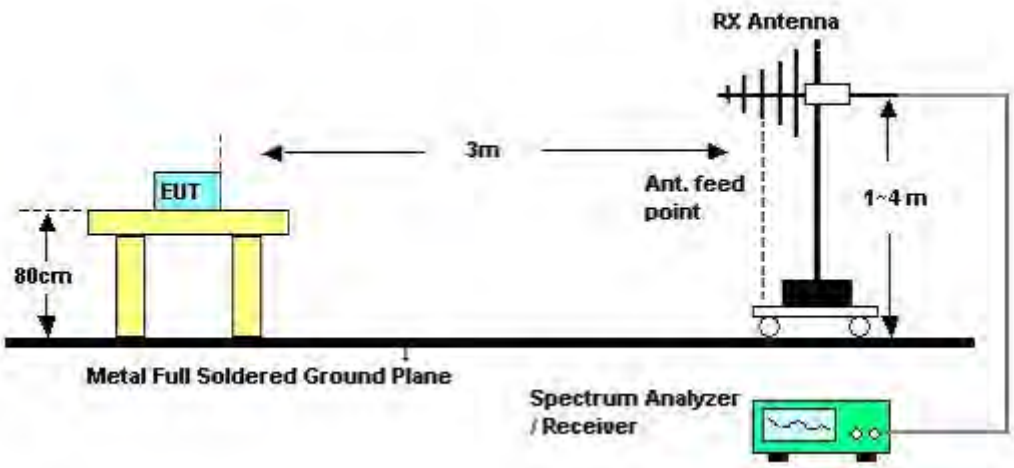

Above 1GHz

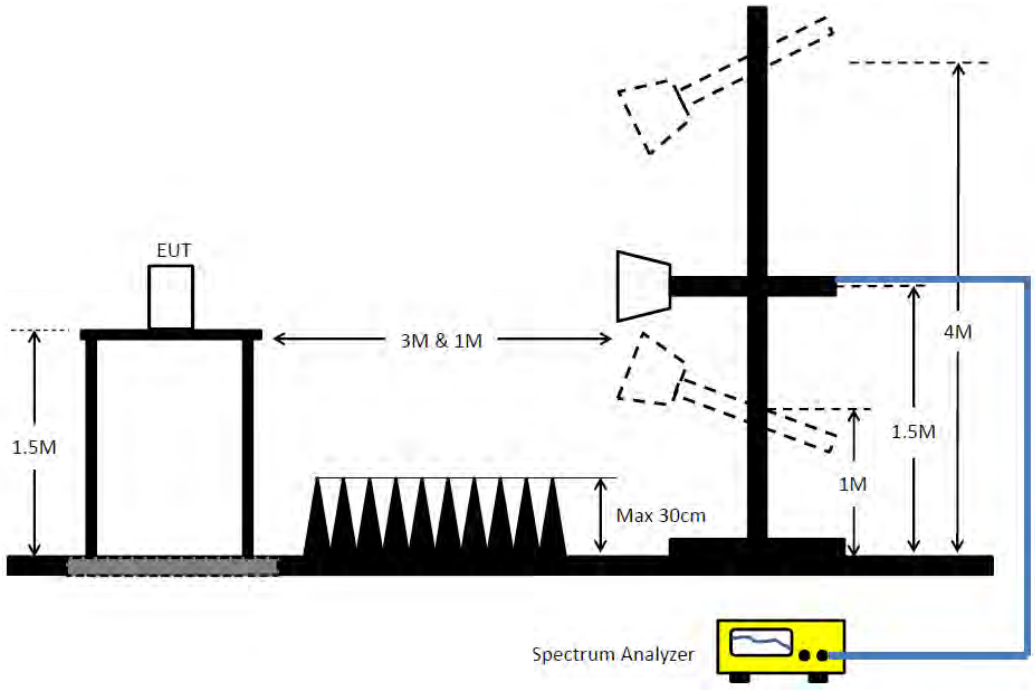

3.5.5 Measurement Results Calculation

The measured Level is calculated using:
Corrected Reading: Antenna Factor + Cable Loss + Read Level - Preamp Factor = Level.

3.5.6 Transmitter Unwanted Emissions (Below 30MHz)

All amplitude of spurious emissions that are attenuated by more than 20 dB below the permissible value has no need to be reported.
The radiated emissions were investigated from 9 kHz or the lowest frequency generated within the device, up to the 10 harmonic or 40 GHz, whichever is appropriate.

3.5.7 Test Result of Transmitter Unwanted Emissions

Refer as Appendix E

4 Test Equipment and Calibration Data

Instrument	Manufacturer	Model No.	Serial No.	Characteristics	Calibration Date	Calibration Due Date	Remark
EMI Receiver	Agilent	N9038A	My52260123	9kHz ~ 8.45GHz	Jan. 28, 2019	Jan. 29, 2020	Conduction (CO01-CB)
LISN	F.C.C.	FCC-LISN-50-1 6-2	04083	150kHz ~ 100MHz	Dec. 24, 2018	Dec. 23, 2019	Conduction (CO01-CB)
LISN	Schwarzbeck	NSLK 8127	8127647	9kHz ~ 30MHz	Jan. 11, 2019	Jan. 10, 2020	Conduction (CO01-CB)
COND Cable	Woken	Cable	Low cable-CO01	9kHz ~ 30MHz	May 21, 2019	May 20, 2020	Conduction (CO01-CB)
Software	Audix	E3	6.120210n	-	N.C.R.	N.C.R.	Conduction (CO01-CB)
Bilog Antenna with 6dB Attenuator	TESE & EMCI	CBL 6112D & N-6-06	35236 & AT-N0610	30MHz ~ 2GHz	Mar. 28, 2019	Mar. 27, 2020	Radiation (03CH05-CB)
Loop Antenna	Teseq	HLA 6120	24155	9kHz - 30 MHz	Mar. 29, 2019	Mar. 28, 2020	Radiation (03CH05-CB)
Pre-Amplifier	EMCI	EMC330N	980331	20MHz ~ 3GHz	May 02, 2019	May 01, 2020	Radiation (03CH05-CB)
Spectrum Analyzer	R&S	FSP40	100056	9kHz ~ 40GHz	Jan. 31, 2019	Jan. 30, 2020	Radiation (03CH05-CB)
EMI Test Receiver	R&S	ESCS	826547/017	9kHz ~ 2.75GHz	May 15, 2019	May 14, 2020	Radiation (03CH05-CB)
RF Cable-low	Woken	RG402	LOW Cable-04+23	30MHz~1GHz	Oct. 08, 2018	Oct. 07, 2019	Radiation (03CH05-CB)
Horn Antenna	SCHWARZBE CK	BBHA9120D	9120D-1292	1GHz~18GHz	Jul. 20, 2018	Jul. 19, 2019	Radiation (03CH06-CB)
Horn Antenna	SCHWARZBE CK	BBHA9120D	9120D-1292	1GHz~18GHz	Jul. 17, 2019	Jul. 16, 2020	Radiation (03CH06-CB)
Horn Antenna	SCHWARZBE CK	BBHA 9170	BBHA9170507	15GHz ~ 40GHz	Jun. 07, 2018	Jun. 06, 2019	Radiation (03CH06-CB)
Horn Antenna	SCHWARZBE CK	BBHA 9170	BBHA9170507	15GHz ~ 40GHz	Jun. 12, 2019	Jun. 11, 2020	Radiation (03CH06-CB)
Pre-Amplifier	Agilent	83017A	MY53270064	0.5GHz ~ 26.5GHz	May 08, 2019	May 07, 2020	Radiation (03CH06-CB)
Amplifier	MITEQ	TTA1840-35-HG	1864479	18GHz ~ 40GHz	Jul. 04, 2018	Jul. 03, 2019	Radiation (03CH06-CB)
Pre-Amplifier	MITEQ	TTA1840-35-HG	1864479	18GHz ~ 40GHz	Jul. 03, 2019	Jul. 02, 2020	Radiation (03CH06-CB)
Spectrum analyzer	R&S	FSP40	100080	9kHz~40GHz	Oct. 03, 2018	Oct. 02, 2019	Radiation (03CH06-CB)
RF Cable-high	HUBER+ SUHNER	RG402	High Cable-05	1GHz~18GHz	Oct. 08, 2018	Oct. 07, 2019	Radiation (03CH06-CB)
RF Cable-high	HUBER+ SUHNER	RG402	High Cable-05+24	1GHz~18GHz	Oct. 08, 2018	Oct. 07, 2019	Radiation (03CH06-CB)
RF Cable-high	Woken	RG402	High Cable-40G#1	18GHz ~ 40 GHz	Jul. 27, 2018	Jul. 26, 2019	Radiation (03CH06-CB)

Instrument	Manufacturer	Model No.	Serial No.	Characteristics	Calibration Date	Calibration Due Date	Remark
RF Cable-high	Woken	RG402	High Cable-40G#1	18GHz ~ 40 GHz	Jul. 24, 2019	Jul. 23, 2020	Radiation (03CH06-CB)
RF Cable-high	Woken	RG402	High Cable-40G#2	18GHz ~ 40 GHz	Jul. 27, 2018	Jul. 26, 2019	Radiation (03CH06-CB)
RF Cable-high	Woken	RG402	High Cable-40G#2	18GHz ~ 40 GHz	Jul. 24, 2019	Jul. 23, 2020	Radiation (03CH06-CB)
Spectrum analyzer	R&S	FSV40	100979	9kHz~40GHz	Feb. 25, 2019	Feb. 24, 2020	Conducted (TH02-CB)
Power Sensor	Anritsu	MA2411B	1126203	300MHz~40GHz	Sep. 03, 2018	Sep. 02, 2019	Conducted (TH02-CB)
Power Meter	Anritsu	ML2495A	1210004	300MHz~40GHz	Sep. 03, 2018	Sep. 02, 2019	Conducted (TH02-CB)
RF Cable-high	Woken	RG402	High Cable-01	1 GHz – 26.5 GHz	Oct. 08, 2018	Oct. 07, 2019	Conducted (TH02-CB)
RF Cable-high	Woken	RG402	High Cable-02	1 GHz – 26.5 GHz	Oct. 08, 2018	Oct. 07, 2019	Conducted (TH02-CB)
RF Cable-high	Woken	RG402	High Cable-3	1 GHz – 26.5 GHz	Oct. 24, 2018	Oct. 23, 2019	Conducted (TH02-CB)
RF Cable-high	Woken	RG402	High Cable-04	1 GHz – 26.5 GHz	Oct. 08, 2018	Oct. 07, 2019	Conducted (TH02-CB)
RF Cable-high	Woken	RG402	High Cable-05	1 GHz – 26.5 GHz	Oct. 08, 2018	Oct. 07, 2019	Conducted (TH02-CB)

Note: Calibration Interval of instruments listed above is one year.

N.C.R. means Non-Calibration required.

AC Power-line Conducted Emissions Result			
Operating Mode	3	**Power Phase**	Line
Operating Function	CTX		

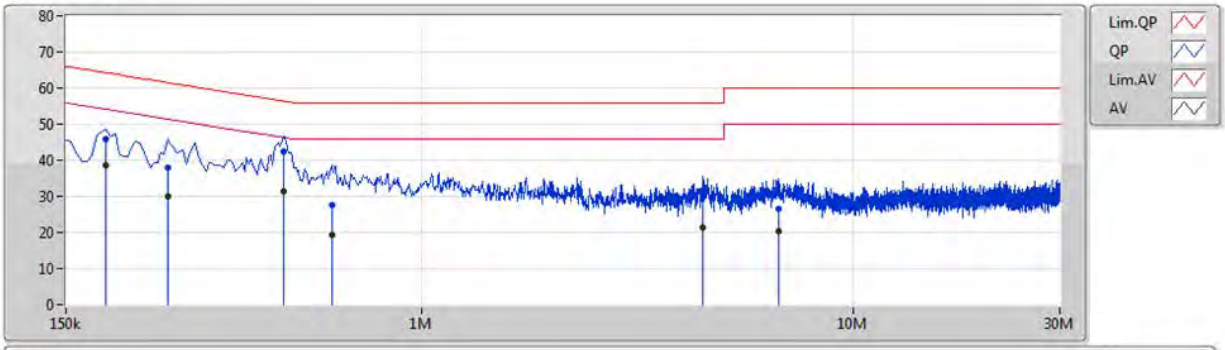

Type	Freq	Level	Limit	Margin	Factor	Condition	Comment	Raw	AF	CL	AT
	(Hz)	(dBuV)	(dBuV)	(dB)	(dB)			(dBuV)	(dB)	(dB)	(dB)
QP	186k	45.86	64.20	-18.34	10.17	Line	-	35.69	0.05	0.02	10.10
AV	186k	38.76	54.20	-15.44	10.17	Line	-	28.59	0.05	0.02	10.10
QP	258k	37.87	61.49	-23.62	10.17	Line	-	27.70	0.05	0.02	10.10
AV	258k	30.04	51.49	-21.45	10.17	Line	-	19.87	0.05	0.02	10.10
QP	478.5k	42.53	56.36	-13.83	10.18	Line	"Worst"	32.35	0.06	0.02	10.10
AV	478.5k	31.27	46.36	-15.09	10.18	Line	-	21.09	0.06	0.02	10.10
QP	618k	27.60	56.00	-28.40	10.18	Line	-	17.42	0.06	0.02	10.10
AV	618k	19.48	46.00	-26.52	10.18	Line	-	9.30	0.06	0.02	10.10
QP	4.479M	31.00	56.00	-25.00	10.30	Line	-	20.70	0.13	0.07	10.10
AV	4.479M	21.28	46.00	-24.72	10.30	Line	-	10.98	0.13	0.07	10.10
QP	6.698M	26.67	60.00	-33.33	10.35	Line	-	16.32	0.17	0.07	10.11
AV	6.698M	20.45	50.00	-29.55	10.35	Line	-	10.10	0.17	0.07	10.11

Note 1: “>20dB” means emission levels that exceed the level of 20 dB below the applicable limit.
Note 2: “N/F” means Nothing Found emissions (No emissions were detected.)

AC Power-line Conducted Emissions Result			
Operating Mode	3	**Power Phase**	Neutral
Operating Function	CTX		

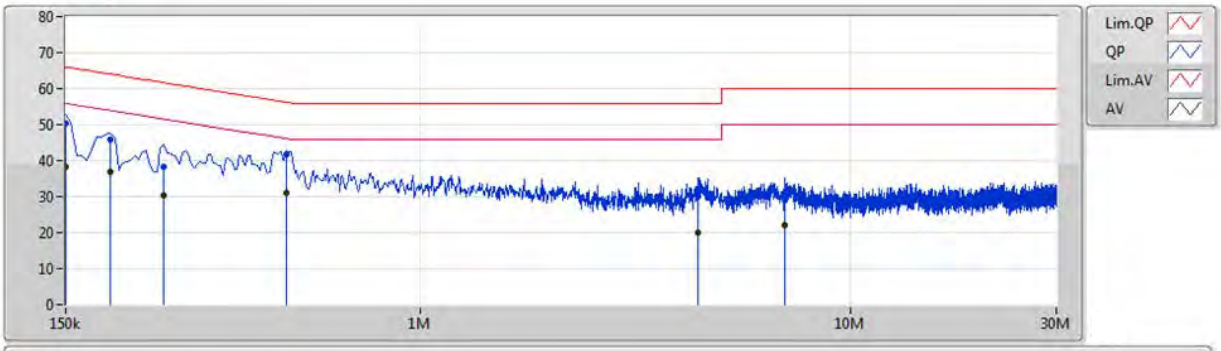

Type	Freq (Hz)	Level (dBuV)	Limit (dBuV)	Margin (dB)	Factor (dB)	Condition	Comment	Raw (dBuV)	AF (dB)	CL (dB)	AT (dB)
QP	150k	50.31	66.00	-15.69	10.15	Neutral	-	40.16	0.03	0.02	10.10
AV	150k	38.43	56.00	-17.57	10.15	Neutral	-	28.28	0.03	0.02	10.10
QP	190.5k	45.83	64.01	-18.18	10.15	Neutral	-	35.68	0.03	0.02	10.10
AV	190.5k	36.89	54.01	-17.12	10.15	Neutral	-	26.74	0.03	0.02	10.10
QP	253.5k	38.17	61.64	-23.47	10.15	Neutral	-	28.02	0.03	0.02	10.10
AV	253.5k	30.45	51.64	-21.19	10.15	Neutral	-	20.30	0.03	0.02	10.10
QP	487.5k	41.86	56.21	-14.35	10.16	Neutral	"Worst"	31.70	0.04	0.02	10.10
AV	487.5k	30.95	46.21	-15.26	10.16	Neutral	-	20.79	0.04	0.02	10.10
QP	4.421M	30.03	56.00	-25.97	10.26	Neutral	-	19.77	0.09	0.07	10.10
AV	4.421M	20.17	46.00	-25.83	10.26	Neutral	-	9.91	0.09	0.07	10.10
QP	7.008M	28.93	60.00	-31.07	10.31	Neutral	-	18.62	0.13	0.07	10.11
AV	7.008M	22.20	50.00	-27.80	10.31	Neutral	-	11.89	0.13	0.07	10.11

Note 1: “>20dB” means emission levels that exceed the level of 20 dB below the applicable limit.
Note 2: “N/F” means Nothing Found emissions (No emissions were detected.)

For 2T1S and 4T1S
Summary

Mode	Max-N dB (Hz)	Max-OBW (Hz)	ITU-Code	Min-N dB (Hz)	Min-OBW (Hz)
5.15-5.25GHz	-	-	-	-	-
802.11a_Nss1,(6Mbps)_2TX	43.95M	21.589M	21M6D1D	21.325M	16.567M
802.11ax HEW20-BF_Nss1,(MCS0)_2TX	36.99M	19.25M	19M2D1D	21.63M	18.951M
802.11ax HEW40-BF_Nss1,(MCS0)_2TX	85.32M	37.901M	37M9D1D	39.96M	37.541M
802.11ax HEW80-BF_Nss1,(MCS0)_2TX	81.3M	76.862M	76M9D1D	81.1M	76.662M
5.47-5.725GHz	-	-	-	-	-
802.11a_Nss1,(6Mbps)_4TX	21.66M	16.642M	16M6D1D	15.51M	13.313M
802.11ax HEW20-BF_Nss1,(MCS0)_4TX	21.84M	19.01M	19M0D1D	15.69M	14.498M
802.11ax HEW40-BF_Nss1,(MCS0)_4TX	40.14M	37.601M	37M6D1D	35M	33.688M
802.11ax HEW80-BF_Nss1,(MCS0)_4TX	81.96M	77.241M	77M2D1D	75.675M	73.088M
802.11ax HEW160-BF_Nss1,(MCS0)_4TX	165M	155.122M	155MD1D	164.2M	154.523M
5.725-5.85GHz	-	-	-	-	-
802.11a_Nss1,(6Mbps)_4TX	16.325M	17.451M	17M5D1D	3.1M	3.858M
802.11ax HEW20-BF_Nss1,(MCS0)_4TX	18.99M	19.04M	19M0D1D	4.36M	4.498M
802.11ax HEW40-BF_Nss1,(MCS0)_4TX	37.5M	37.661M	37M7D1D	3.64M	3.978M
802.11ax HEW80-BF_Nss1,(MCS0)_4TX	76.2M	77.241M	77M2D1D	3.46M	3.998M

Max-N dB = Maximum 6dB down bandwidth for 5.725-5.85GHz band / Maximum 26dB down bandwidth for other band;
Max-OBW = Maximum99% occupied bandwidth;
Min-N dB = Minimum 6dB down bandwidth for 5.725-5.85GHz band / Maximum 26dB down bandwidth for other band;
Min-OBW = Minimum 99% occupied bandwidth;

Result

Mode	Result	Limit (Hz)	Port 1-N dB (Hz)	Port 1-OBW (Hz)	Port 2-N dB (Hz)	Port 2-OBW (Hz)	Port 3-N dB (Hz)	Port 3-OBW (Hz)	Port 4-N dB (Hz)	Port 4-OBW (Hz)
802.11a_Nss1,(6Mbps)_2TX	-	-	-	-	-	-	-	-	-	-
5180MHz	Pass	Inf	21.325M	16.567M	27.05M	16.592M				
5200MHz	Pass	Inf	31.725M	16.767M	43.95M	21.589M				
5240MHz	Pass	Inf	27.275M	16.667M	42.3M	18.316M				
802.11ax HEW20-BF_Nss1,(MCS0)_2TX	-	-	-	-	-	-	-	-	-	-
5180MHz	Pass	Inf	21.66M	18.951M	21.63M	18.951M				
5200MHz	Pass	Inf	24.93M	19.01M	35.67M	19.1M				
5240MHz	Pass	Inf	28.71M	19.01M	36.99M	19.25M				
802.11ax HEW40-BF_Nss1,(MCS0)_2TX	-	-	-	-	-	-	-	-	-	-
5190MHz	Pass	Inf	39.96M	37.541M	40.02M	37.601M				
5230MHz	Pass	Inf	53.1M	37.601M	85.32M	37.901M				
802.11ax HEW80-BF_Nss1,(MCS0)_2TX	-	-	-	-	-	-	-	-	-	-
5210MHz	Pass	Inf	81.3M	76.662M	81.1M	76.862M				
802.11a_Nss1,(6Mbps)_4TX	-	-	-	-	-	-	-	-	-	-
5500MHz	Pass	Inf	21.57M	16.582M	21.63M	16.642M	21.63M	16.582M	21.45M	16.552M
5580MHz	Pass	Inf	21.45M	16.582M	21.66M	16.612M	21.63M	16.582M	21.57M	16.582M
5700MHz	Pass	Inf	21.48M	16.612M	21.6M	16.612M	21.51M	16.582M	21.6M	16.522M
5720MHz Straddle 5.47-5.725GHz	Pass	Inf	15.735M	13.343M	15.69M	13.328M	15.585M	13.313M	15.51M	13.358M
5720MHz Straddle 5.725-5.85GHz	Pass	500k	3.1M	3.878M	3.1M	3.858M	3.1M	3.878M	3.1M	3.878M
5745MHz	Pass	500k	16.29M	16.972M	16.29M	16.642M	16.26M	17.451M	16.32M	16.702M
5785MHz	Pass	500k	16.32M	16.672M	16.32M	16.582M	16.32M	16.732M	16.32M	16.582M
5825MHz	Pass	500k	16.275M	16.742M	16.325M	16.592M	16.325M	16.992M	16.325M	16.592M
802.11ax HEW20-BF_Nss1,(MCS0)_4TX	-	-	-	-	-	-	-	-	-	-
5500MHz	Pass	Inf	21.66M	18.981M	21.39M	18.981M	21.81M	18.951M	21.45M	18.981M
5580MHz	Pass	Inf	21.78M	18.981M	21.51M	18.981M	21.84M	18.981M	21.48M	19.01M
5700MHz	Pass	Inf	21.84M	18.951M	21.51M	18.921M	21.84M	18.981M	21.45M	18.951M
5720MHz Straddle 5.47-5.725GHz	Pass	Inf	15.765M	14.498M	15.69M	14.498M	15.825M	14.498M	15.72M	14.498M
5720MHz Straddle 5.725-5.85GHz	Pass	500k	4.38M	4.498M	4.36M	4.498M	4.4M	4.498M	4.44M	4.498M
5745MHz	Pass	500k	18.96M	19.04M	18.93M	18.951M	18.72M	19.01M	18.78M	18.951M
5785MHz	Pass	500k	18.96M	18.951M	18.93M	19.01M	18.84M	18.981M	18.72M	18.981M
5825MHz	Pass	500k	18.9M	18.981M	18.99M	18.981M	18.75M	19.01M	18.69M	18.951M
802.11ax HEW40-BF_Nss1,(MCS0)_4TX	-	-	-	-	-	-	-	-	-	-
5510MHz	Pass	Inf	40.02M	37.481M	39.96M	37.541M	39.96M	37.541M	40.02M	37.541M
5550MHz	Pass	Inf	40.14M	37.541M	39.96M	37.481M	40.02M	37.541M	39.96M	37.601M
5670MHz	Pass	Inf	40.02M	37.601M	40.02M	37.481M	39.84M	37.481M	40.08M	37.481M
5710MHz Straddle 5.47-5.725GHz	Pass	Inf	35.105M	33.688M	35.07M	33.723M	35M	33.688M	35.07M	33.723M
5710MHz Straddle 5.725-5.85GHz	Pass	500k	3.84M	4.018M	3.72M	4.018M	3.64M	3.978M	3.96M	3.998M
5755MHz	Pass	500k	37.32M	37.541M	37.08M	37.541M	37.08M	37.421M	37.02M	37.541M
5795MHz	Pass	500k	37.2M	37.661M	37.14M	37.601M	37.5M	37.541M	37.14M	37.481M
802.11ax HEW80-BF_Nss1,(MCS0)_4TX	-	-	-	-	-	-	-	-	-	-
5530MHz	Pass	Inf	81.96M	77.121M	81.48M	77.001M	81.48M	77.001M	81.84M	77.241M
5610MHz	Pass	Inf	81.96M	77.001M	81.6M	77.001M	81.36M	77.121M	81.72M	77.121M
5690MHz Straddle 5.47-5.725GHz	Pass	Inf	75.825M	73.163M	75.75M	73.088M	75.825M	73.163M	75.675M	73.238M
5690MHz Straddle 5.725-5.85GHz	Pass	500k	3.72M	4.038M	3.76M	3.998M	3.46M	4.018M	3.74M	4.038M

Mode	Result	Limit (Hz)	Port 1-N dB (Hz)	Port 1-OBW (Hz)	Port 2-N dB (Hz)	Port 2-OBW (Hz)	Port 3-N dB (Hz)	Port 3-OBW (Hz)	Port 4-N dB (Hz)	Port 4-OBW (Hz)
5775MHz	Pass	500k	76.2M	77.121M	75.24M	77.001M	75.96M	77.241M	74.28M	76.882M
802.11ax HEW160-BF_Nss1,(MCS0)_4TX	-	-	-	-	-	-	-	-	-	-
5570MHz	Pass	Inf	164.2M	154.723M	165M	154.523M	164.2M	155.122M	164.2M	154.923M

Port X-N dB = Port **X** 6dB down bandwidth for 5.725-5.85GHz band / 26dB down bandwidth for other band
Port X-OBW = Port **X** 99% occupied bandwidth;

802.11a_Nss1,(6Mbps)_2TX EBW

5180MHz

10/07/2019

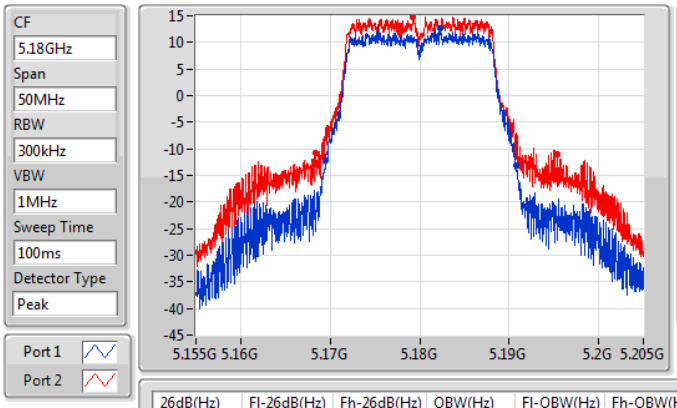

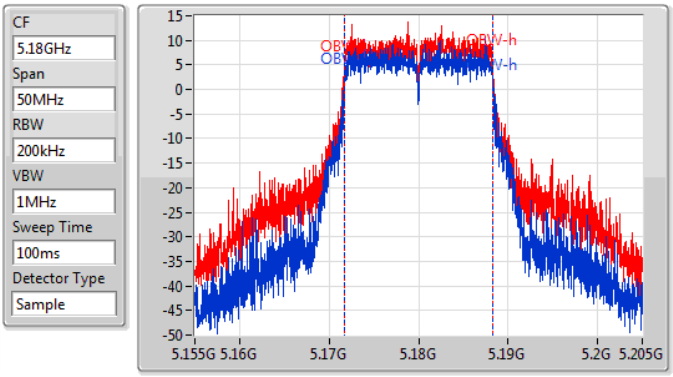

26dB(Hz)	Fl-26dB(Hz)	Fh-26dB(Hz)	OBW(Hz)	Fl-OBW(Hz)	Fh-OBW(Hz)	Limit(Hz)	Port
21.325M	5.169475G	5.1908G	16.567M	5.171729G	5.188296G	Inf	1
27.05M	5.1684G	5.19545G	16.592M	5.171704G	5.188296G	Inf	2

802.11a_Nss1,(6Mbps)_2TX EBW

5200MHz

10/07/2019

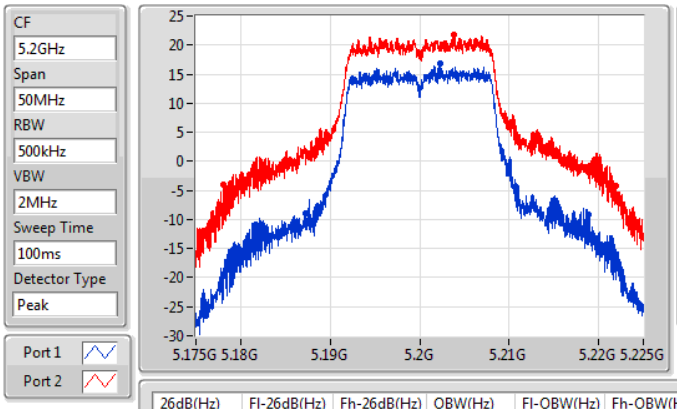

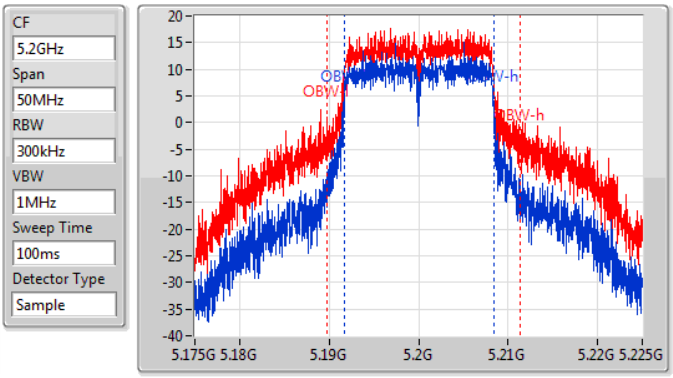

26dB(Hz)	Fl-26dB(Hz)	Fh-26dB(Hz)	OBW(Hz)	Fl-OBW(Hz)	Fh-OBW(Hz)	Limit(Hz)	Port
31.725M	5.1872G	5.218925G	16.767M	5.191654G	5.208421G	Inf	1
43.95M	5.17805G	5.222G	21.589M	5.189805G	5.211394G	Inf	2

802.11a_Nss1,(6Mbps)_2TX EBW

5240MHz

10/07/2019

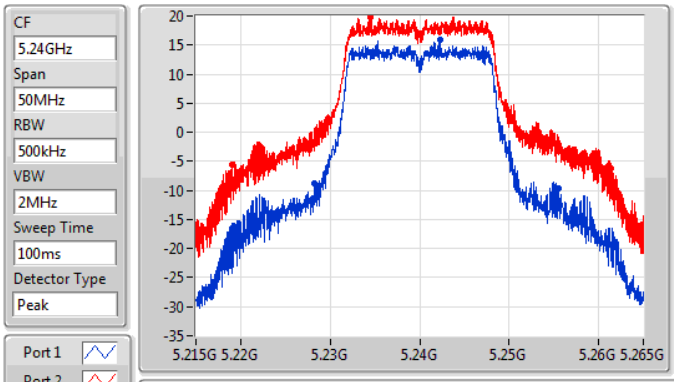

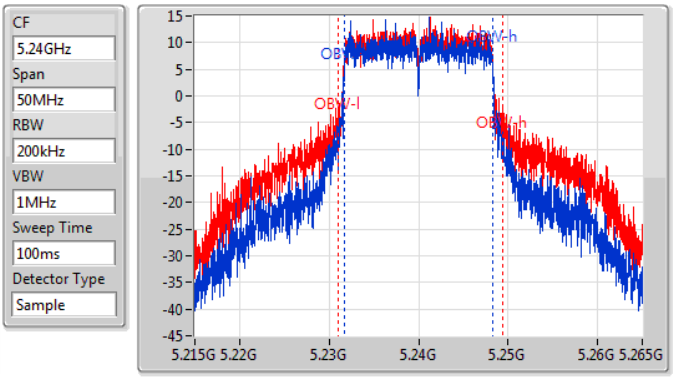

26dB(Hz)	Fl-26dB(Hz)	Fh-26dB(Hz)	OBW(Hz)	Fl-OBW(Hz)	Fh-OBW(Hz)	Limit(Hz)	Port
27.275M	5.2283G	5.255575G	16.667M	5.231654G	5.248321G	Inf	1
42.3M	5.2191G	5.2614G	18.316M	5.231054G	5.24937G	Inf	2

802.11ax HEW20-BF_Nss1,(MCS0)_2TX EBW

5180MHz

20/06/2019

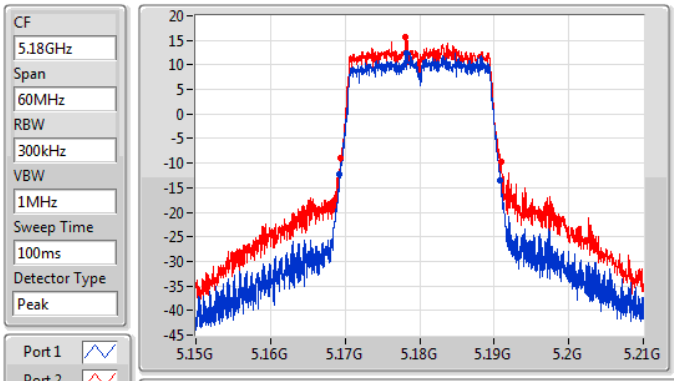

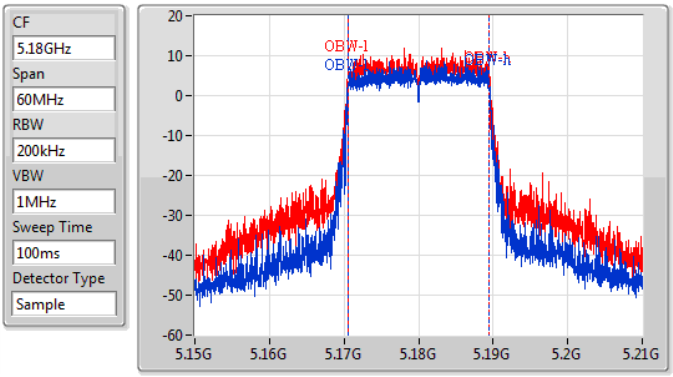

26dB(Hz)	Fl-26dB(Hz)	Fh-26dB(Hz)	OBW(Hz)	Fl-OBW(Hz)	Fh-OBW(Hz)	Limit(Hz)	Port
21.66M	5.16917G	5.19083G	18.951M	5.170525G	5.189475G	Inf	1
21.63M	5.16938G	5.19101G	18.951M	5.170525G	5.189475G	Inf	2

802.11ax HEW20-BF_Nss1,(MCS0)_2TX

EBW

5200MHz

20/06/2019

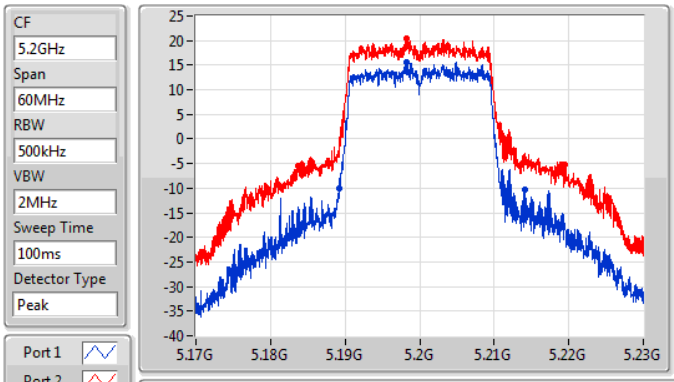

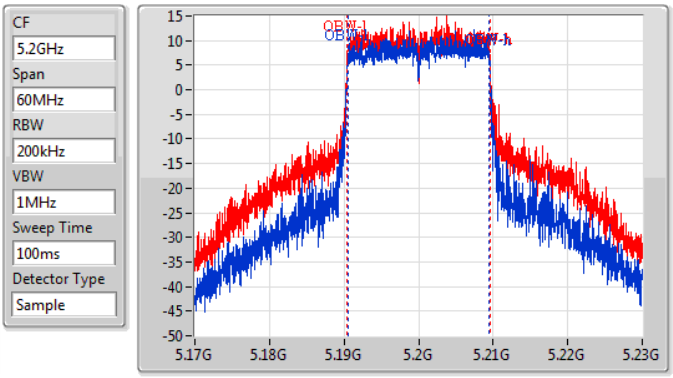

26dB(Hz)	Fl-26dB(Hz)	Fh-26dB(Hz)	OBW(Hz)	Fl-OBW(Hz)	Fh-OBW(Hz)	Limit(Hz)	Port
24.93M	5.18917G	5.2141G	19.01M	5.190495G	5.209505G	Inf	1
35.67M	5.18377G	5.21944G	19.1M	5.190465G	5.209565G	Inf	2

802.11ax HEW20-BF_Nss1,(MCS0)_2TX

EBW

5240MHz

20/06/2019

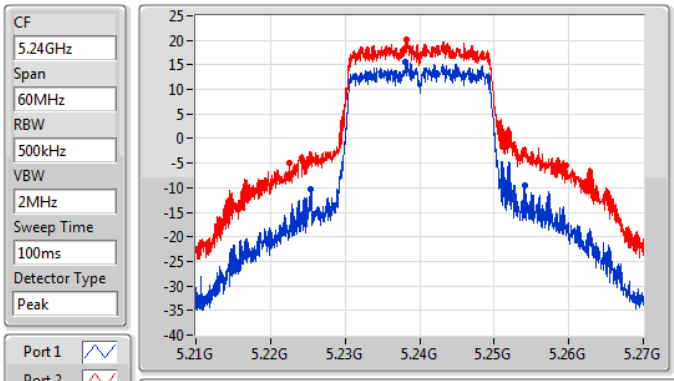

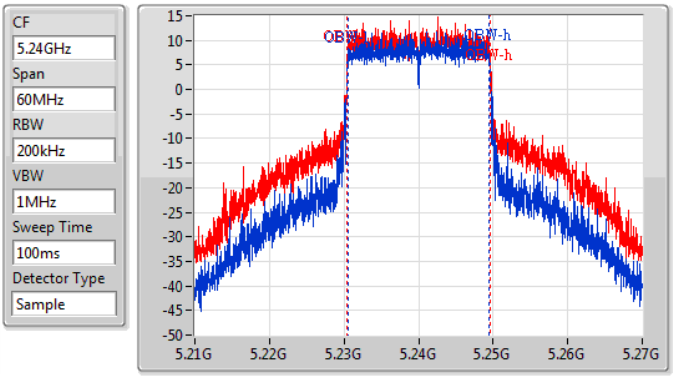

26dB(Hz)	Fl-26dB(Hz)	Fh-26dB(Hz)	OBW(Hz)	Fl-OBW(Hz)	Fh-OBW(Hz)	Limit(Hz)	Port
28.71M	5.22545G	5.25416G	19.01M	5.230495G	5.249505G	Inf	1
36.99M	5.2226G	5.25959G	19.25M	5.230435G	5.249685G	Inf	2

802.11ax HEW40-BF_Nss1,(MCS0)_2TX

EBW

5190MHz

20/06/2019

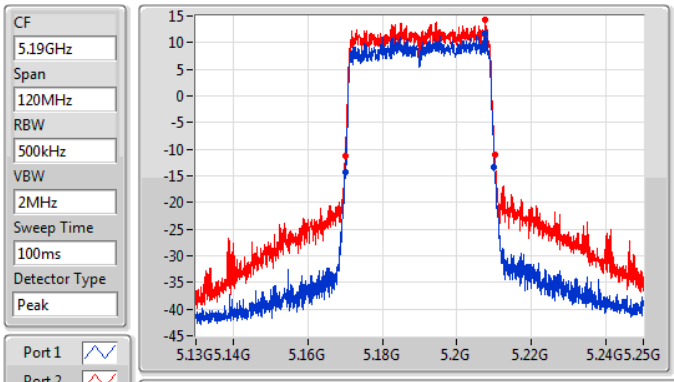

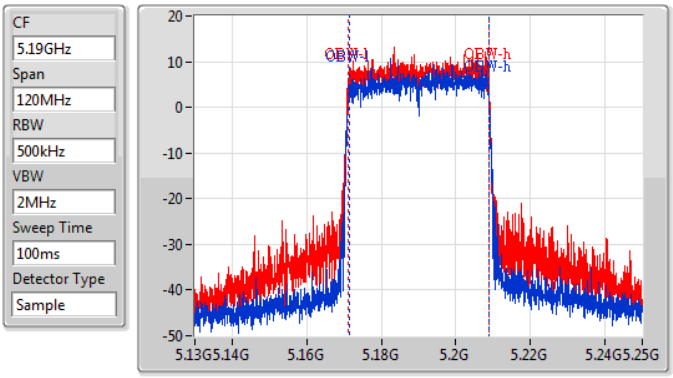

26dB(Hz)	Fl-26dB(Hz)	Fh-26dB(Hz)	OBW(Hz)	Fl-OBW(Hz)	Fh-OBW(Hz)	Limit(Hz)	Port
39.96M	5.17008G	5.21004G	37.541M	5.171289G	5.208831G	Inf	1
40.02M	5.17008G	5.2101G	37.601M	5.171229G	5.208831G	Inf	2

802.11ax HEW40-BF_Nss1,(MCS0)_2TX

EBW

5230MHz

20/06/2019

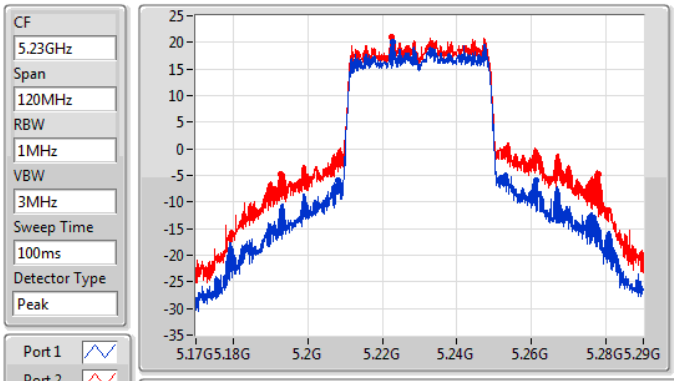

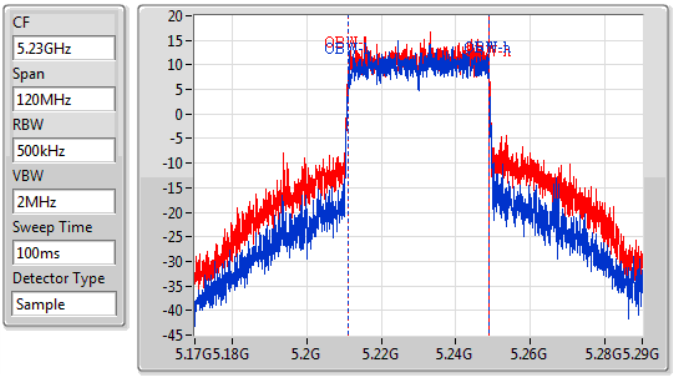

26dB(Hz)	Fl-26dB(Hz)	Fh-26dB(Hz)	OBW(Hz)	Fl-OBW(Hz)	Fh-OBW(Hz)	Limit(Hz)	Port
53.1M	5.20816G	5.26126G	37.601M	5.211229G	5.248831G	Inf	1
85.32M	5.19274G	5.27806G	37.901M	5.211109G	5.24901G	Inf	2

802.11ax HEW80-BF_Nss1,(MCS0)_2TX

EBW

5210MHz

01/08/2019

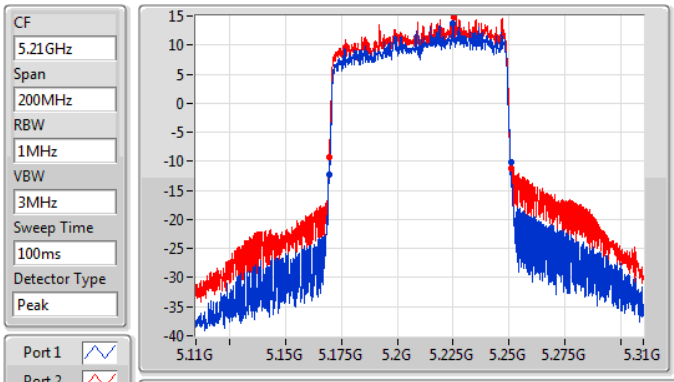

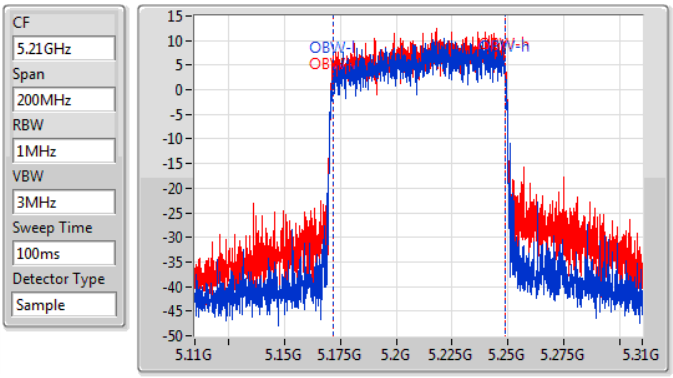

26dB(Hz)	Fl-26dB(Hz)	Fh-26dB(Hz)	OBW(Hz)	Fl-OBW(Hz)	Fh-OBW(Hz)	Limit(Hz)	Port
81.3M	5.1695G	5.2508G	76.662M	5.171919G	5.248581G	Inf	1
81.1M	5.1696G	5.2507G	76.862M	5.171719G	5.248581G	Inf	2

802.11a_Nss1,(6Mbps)_4TX

EBW

5500MHz

20/06/2019

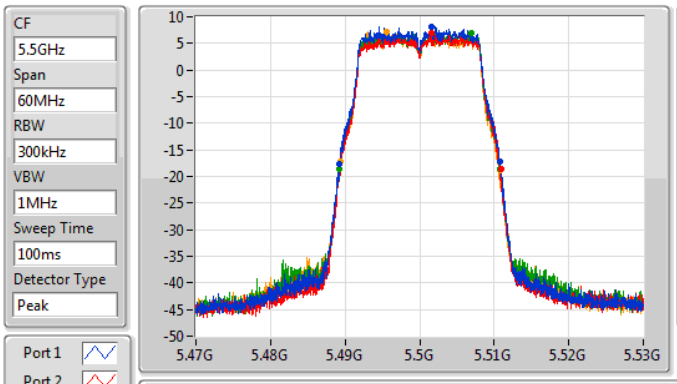

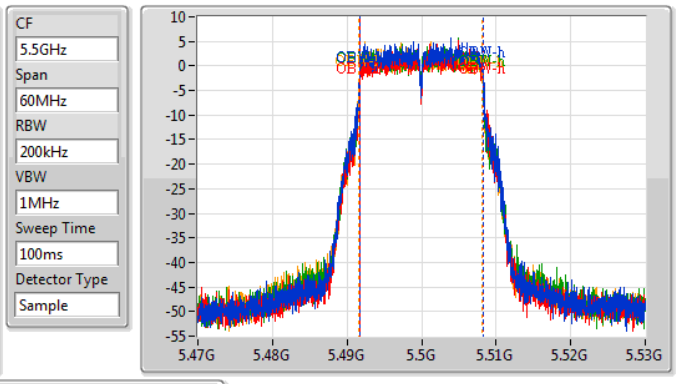

26dB(Hz)	Fl-26dB(Hz)	Fh-26dB(Hz)	OBW(Hz)	Fl-OBW(Hz)	Fh-OBW(Hz)	Limit(Hz)	Port
21.57M	5.4892G	5.51077G	16.582M	5.491664G	5.508246G	Inf	1
21.63M	5.48929G	5.51092G	16.642M	5.491664G	5.508306G	Inf	2
21.63M	5.48914G	5.51077G	16.582M	5.491664G	5.508246G	Inf	3
21.45M	5.48935G	5.5108G	16.552M	5.491634G	5.508186G	Inf	4

802.11a_Nss1,(6Mbps)_4TX EBW

5580MHz

20/06/2019

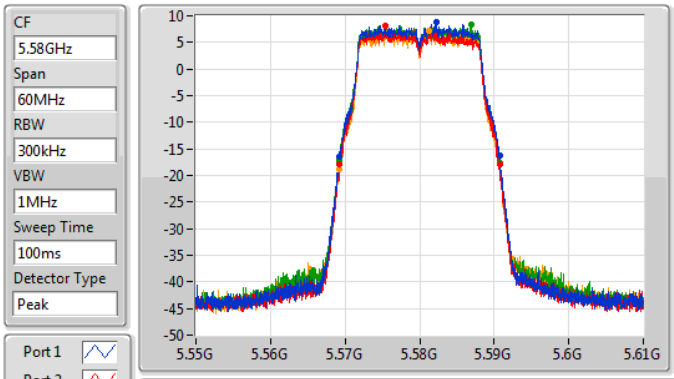

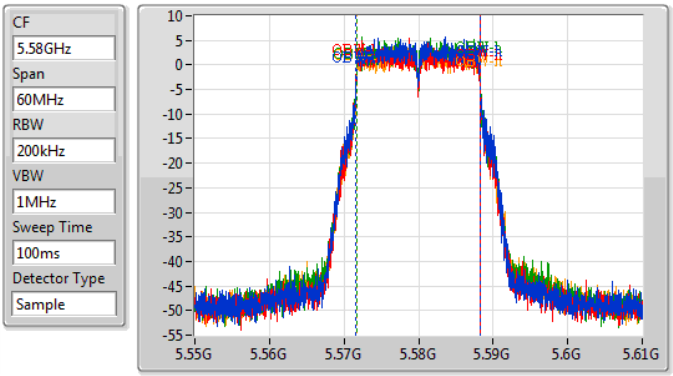

26dB(Hz)	Fl-26dB(Hz)	Fh-26dB(Hz)	OBW(Hz)	Fl-OBW(Hz)	Fh-OBW(Hz)	Limit(Hz)	Port
21.45M	5.56926G	5.59071G	16.582M	5.571634G	5.588216G	Inf	1
21.66M	5.56917G	5.59083G	16.612M	5.571634G	5.588246G	Inf	2
21.63M	5.56917G	5.5908G	16.582M	5.571664G	5.588246G	Inf	3
21.57M	5.5692G	5.59077G	16.582M	5.571664G	5.588246G	Inf	4

802.11a_Nss1,(6Mbps)_4TX EBW

5700MHz

20/06/2019

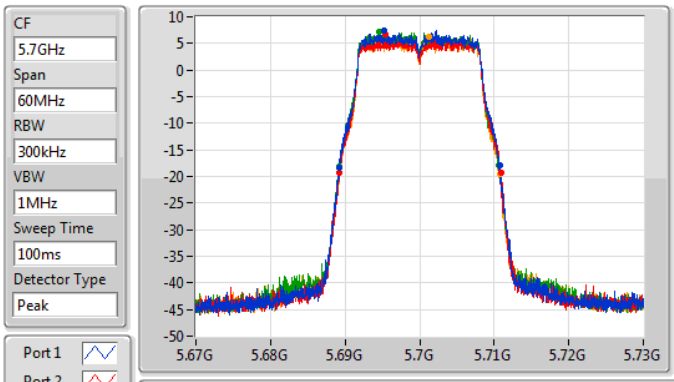

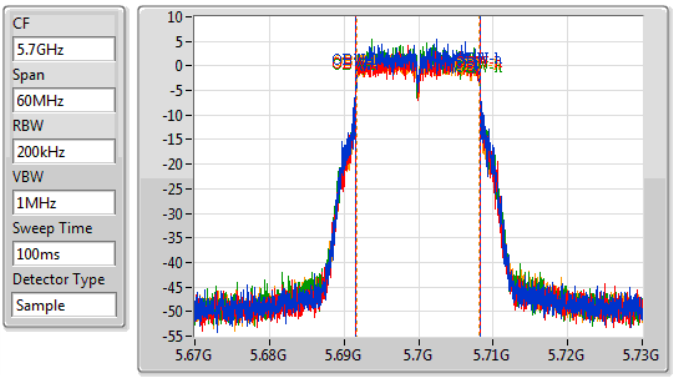

26dB(Hz)	Fl-26dB(Hz)	Fh-26dB(Hz)	OBW(Hz)	Fl-OBW(Hz)	Fh-OBW(Hz)	Limit(Hz)	Port
21.48M	5.68923G	5.71071G	16.612M	5.691634G	5.708246G	Inf	1
21.6M	5.68929G	5.71089G	16.612M	5.691634G	5.708246G	Inf	2
21.51M	5.68917G	5.71068G	16.582M	5.691634G	5.708216G	Inf	3
21.6M	5.68923G	5.71083G	16.522M	5.691664G	5.708186G	Inf	4

802.11a_Nss1,(6Mbps)_4TX EBW

5720MHz Straddle 5.47-5.725GHz

20/06/2019

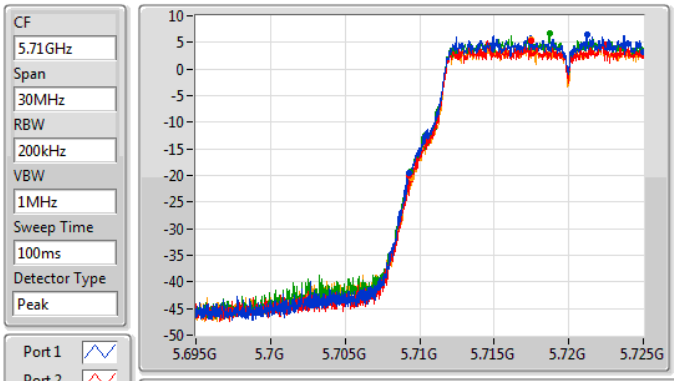

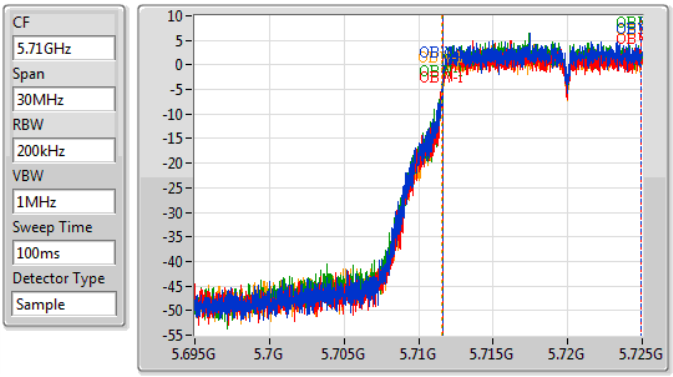

26dB(Hz)	Fl-26dB(Hz)	Fh-26dB(Hz)	OBW(Hz)	Fl-OBW(Hz)	Fh-OBW(Hz)	Limit(Hz)	Port
15.735M	5.709265G	5.725G	13.343M	5.711604G	5.724948G	Inf	1
15.69M	5.70931G	5.725G	13.328M	5.711604G	5.724933G	Inf	2
15.585M	5.709415G	5.725G	13.313M	5.711619G	5.724933G	Inf	3
15.51M	5.70949G	5.725G	13.358M	5.711574G	5.724933G	Inf	4

802.11a_Nss1,(6Mbps)_4TX EBW

5720MHz Straddle 5.725-5.85GHz

20/06/2019

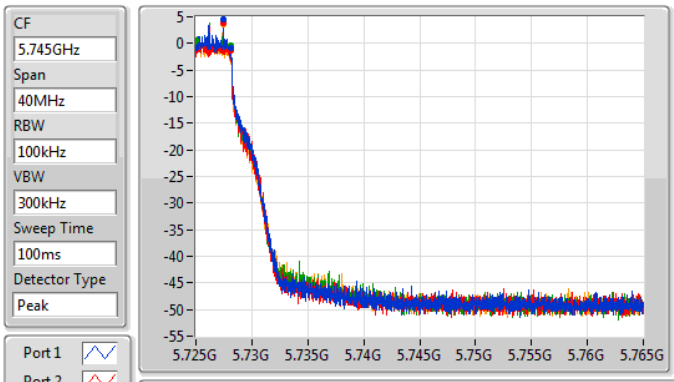

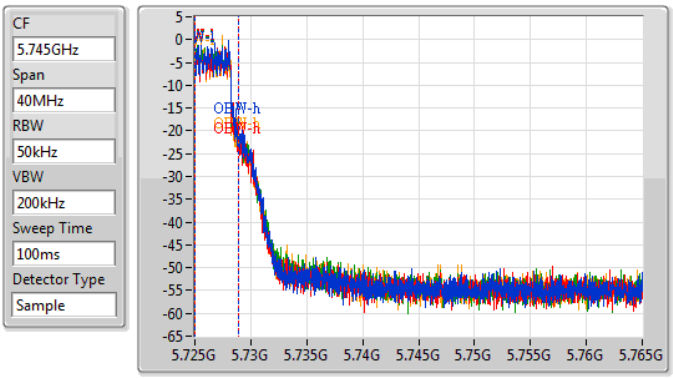

6dB(Hz)	Fl-6dB(Hz)	Fh-6dB(Hz)	OBW(Hz)	Fl-OBW(Hz)	Fh-OBW(Hz)	Limit(Hz)	Port
3.1M	5.725G	5.7281G	3.878M	5.72503G	5.728908G	500k	1
3.1M	5.725G	5.7281G	3.858M	5.72501G	5.728868G	500k	2
3.1M	5.725G	5.7281G	3.878M	5.72501G	5.728888G	500k	3
3.1M	5.725G	5.7281G	3.878M	5.72501G	5.728888G	500k	4

802.11a_Nss1,(6Mbps)_4TX

EBW

5745MHz

20/06/2019

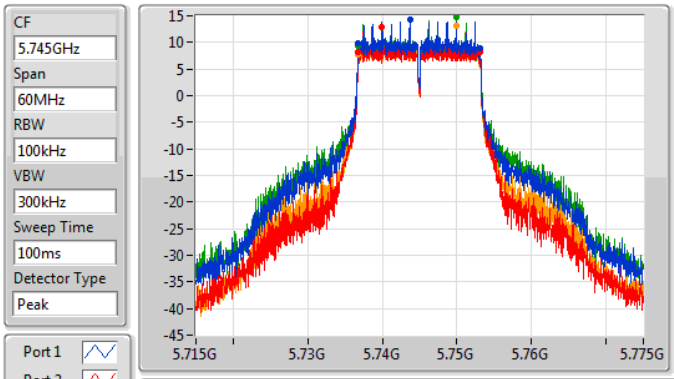

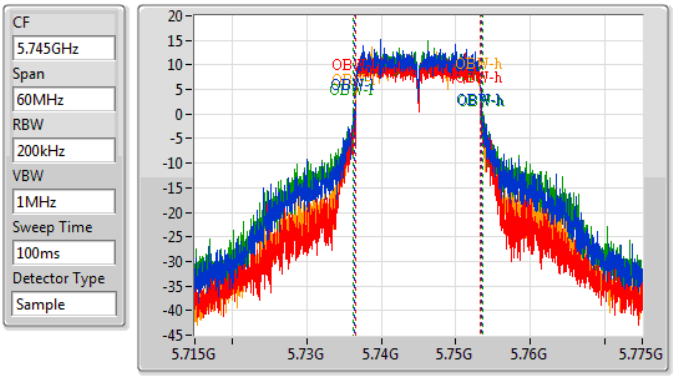

6dB(Hz)	Fl-6dB(Hz)	Fh-6dB(Hz)	OBW(Hz)	Fl-OBW(Hz)	Fh-OBW(Hz)	Limit(Hz)	Port
16.29M	5.73681G	5.7531G	16.972M	5.736454G	5.753426G	500k	1
16.29M	5.73681G	5.7531G	16.642M	5.736634G	5.753276G	500k	2
16.26M	5.73681G	5.75307G	17.451M	5.736214G	5.753666G	500k	3
16.32M	5.73678G	5.7531G	16.702M	5.736604G	5.753306G	500k	4

802.11a_Nss1,(6Mbps)_4TX

EBW

5785MHz

20/06/2019

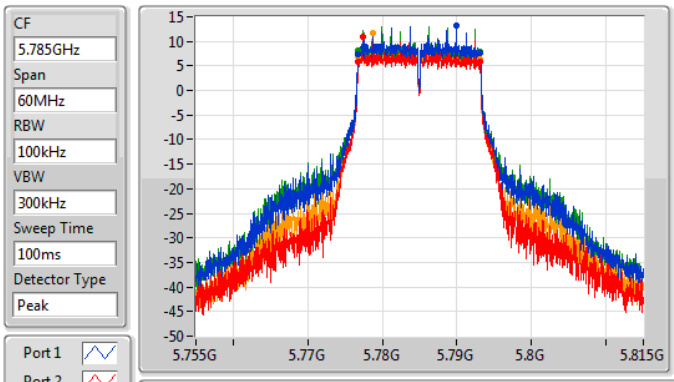

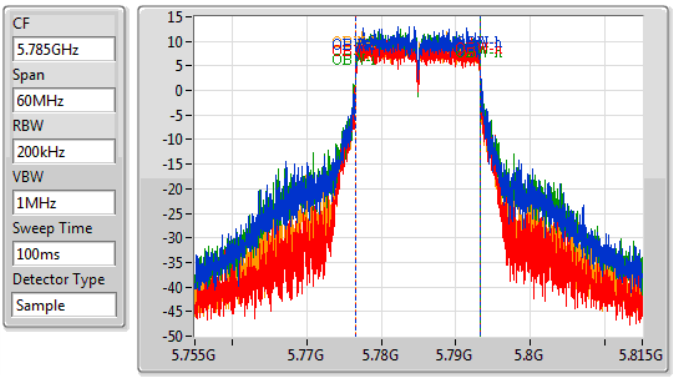

6dB(Hz)	Fl-6dB(Hz)	Fh-6dB(Hz)	OBW(Hz)	Fl-OBW(Hz)	Fh-OBW(Hz)	Limit(Hz)	Port
16.32M	5.77678G	5.7931G	16.672M	5.776604G	5.793276G	500k	1
16.32M	5.77678G	5.7931G	16.582M	5.776634G	5.793216G	500k	2
16.32M	5.77678G	5.7931G	16.732M	5.776544G	5.793276G	500k	3
16.32M	5.77678G	5.7931G	16.582M	5.776634G	5.793216G	500k	4

802.11a_Nss1,(6Mbps)_4TX EBW

5825MHz

10/07/2019

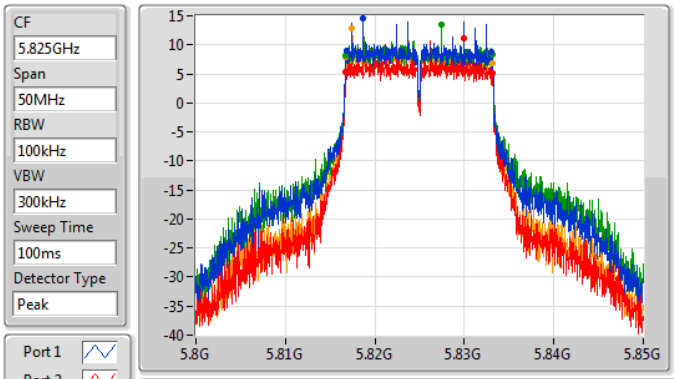

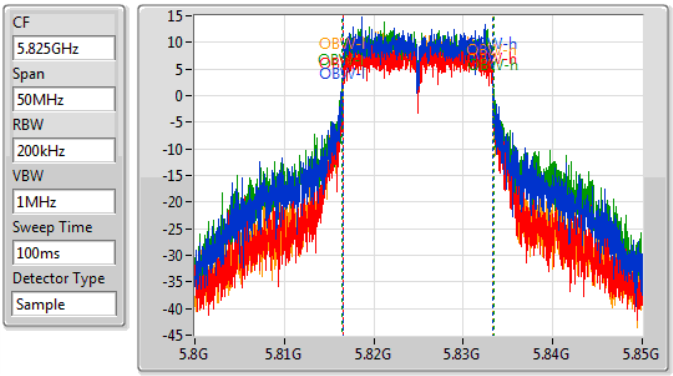

6dB(Hz)	Fl-6dB(Hz)	Fh-6dB(Hz)	OBW(Hz)	Fl-OBW(Hz)	Fh-OBW(Hz)	Limit(Hz)	Port
16.275M	5.8168G	5.833075G	16.742M	5.816529G	5.833271G	500k	1
16.325M	5.816775G	5.8331G	16.592M	5.816629G	5.833221G	500k	2
16.325M	5.816775G	5.8331G	16.992M	5.816429G	5.833421G	500k	3
16.325M	5.816775G	5.8331G	16.592M	5.816629G	5.833221G	500k	4

802.11ax HEW20-BF_Nss1,(MCS0)_4TX EBW

5500MHz

20/06/2019

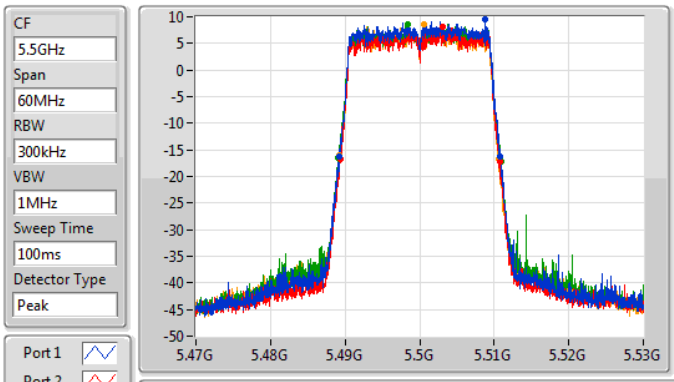

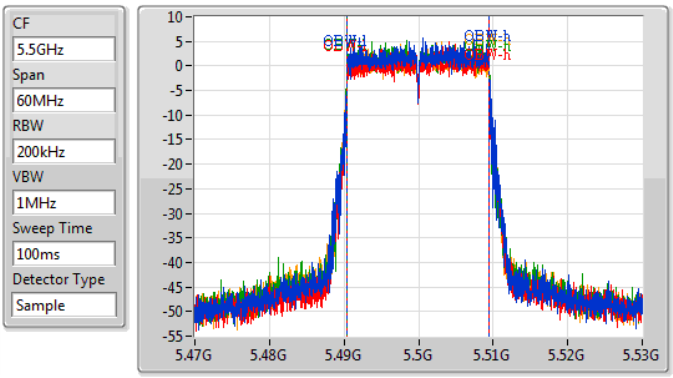

26dB(Hz)	Fl-26dB(Hz)	Fh-26dB(Hz)	OBW(Hz)	Fl-OBW(Hz)	Fh-OBW(Hz)	Limit(Hz)	Port
21.66M	5.4892G	5.51086G	18.981M	5.490465G	5.509445G	Inf	1
21.39M	5.48932G	5.51071G	18.981M	5.490465G	5.509445G	Inf	2
21.81M	5.48908G	5.51089G	18.951M	5.490465G	5.509415G	Inf	3
21.45M	5.48923G	5.51068G	18.981M	5.490435G	5.509415G	Inf	4

802.11ax HEW20-BF_Nss1,(MCS0)_4TX EBW

5580MHz

20/06/2019

CF 5.58GHz
Span 60MHz
RBW 300kHz
VBW 1MHz
Sweep Time 100ms
Detector Type Peak

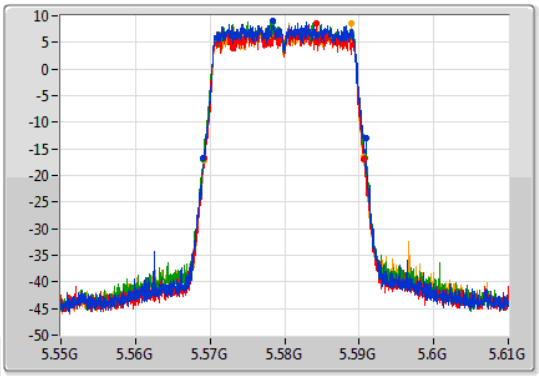

CF 5.58GHz
Span 60MHz
RBW 200kHz
VBW 1MHz
Sweep Time 100ms
Detector Type Sample

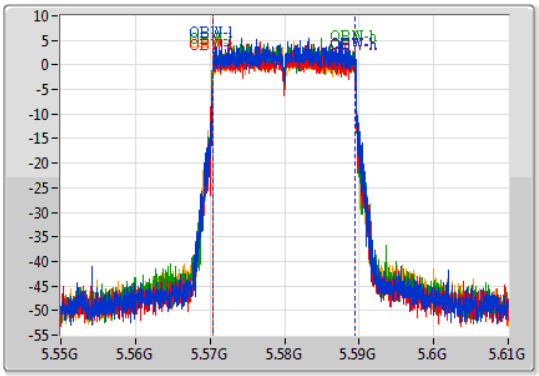

Port 1
Port 2
Port 3
Port 4

26dB(Hz)	Fl-26dB(Hz)	Fh-26dB(Hz)	OBW(Hz)	Fl-OBW(Hz)	Fh-OBW(Hz)	Limit(Hz)	Port
21.78M	5.56911G	5.59089G	18.981M	5.570465G	5.589445G	Inf	1
21.51M	5.56917G	5.59068G	18.981M	5.570435G	5.589415G	Inf	2
21.84M	5.56902G	5.59086G	18.981M	5.570435G	5.589415G	Inf	3
21.48M	5.5692G	5.59068G	19.01M	5.570435G	5.589445G	Inf	4

802.11ax HEW20-BF_Nss1,(MCS0)_4TX EBW

5700MHz

20/06/2019

CF 5.7GHz
Span 60MHz
RBW 300kHz
VBW 1MHz
Sweep Time 100ms
Detector Type Peak

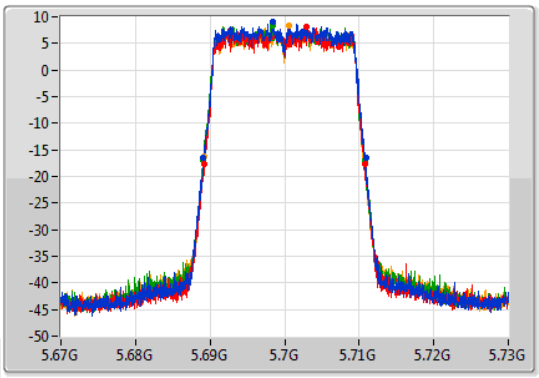

CF 5.7GHz
Span 60MHz
RBW 200kHz
VBW 1MHz
Sweep Time 100ms
Detector Type Sample

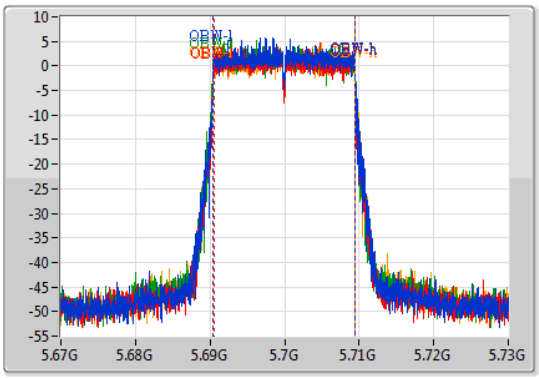

Port 1
Port 2
Port 3
Port 4

26dB(Hz)	Fl-26dB(Hz)	Fh-26dB(Hz)	OBW(Hz)	Fl-OBW(Hz)	Fh-OBW(Hz)	Limit(Hz)	Port
21.84M	5.68911G	5.71095G	18.951M	5.690465G	5.709415G	Inf	1
21.51M	5.6892G	5.71071G	18.921M	5.690495G	5.709415G	Inf	2
21.84M	5.68902G	5.71086G	18.981M	5.690435G	5.709415G	Inf	3
21.45M	5.68929G	5.71074G	18.951M	5.690465G	5.709415G	Inf	4

802.11ax HEW20-BF_Nss1,(MCS0)_4TX EBW

5720MHz Straddle 5.47-5.725GHz

20/06/2019

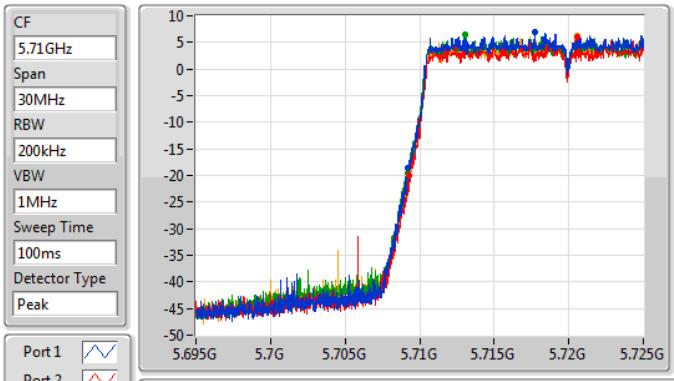

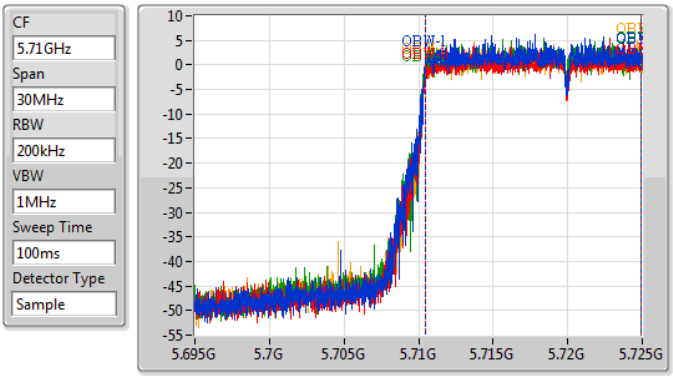

26dB(Hz)	Fl-26dB(Hz)	Fh-26dB(Hz)	OBW(Hz)	Fl-OBW(Hz)	Fh-OBW(Hz)	Limit(Hz)	Port
15.765M	5.709235G	5.725G	14.498M	5.71042G	5.724918G	Inf	1
15.69M	5.70931G	5.725G	14.498M	5.710435G	5.724933G	Inf	2
15.825M	5.709175G	5.725G	14.498M	5.71042G	5.724918G	Inf	3
15.72M	5.70928G	5.725G	14.498M	5.71042G	5.724918G	Inf	4

802.11ax HEW20-BF_Nss1,(MCS0)_4TX EBW

5720MHz Straddle 5.725-5.85GHz

20/06/2019

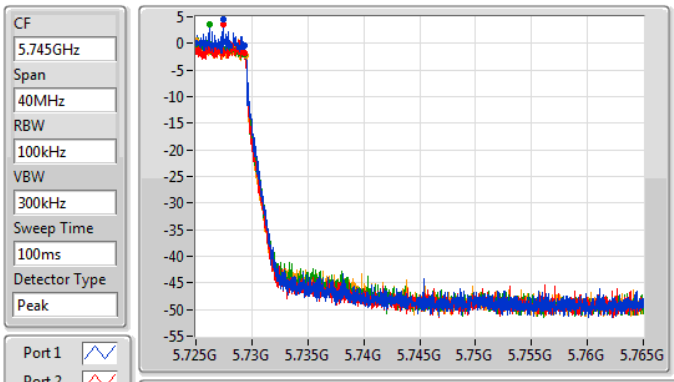

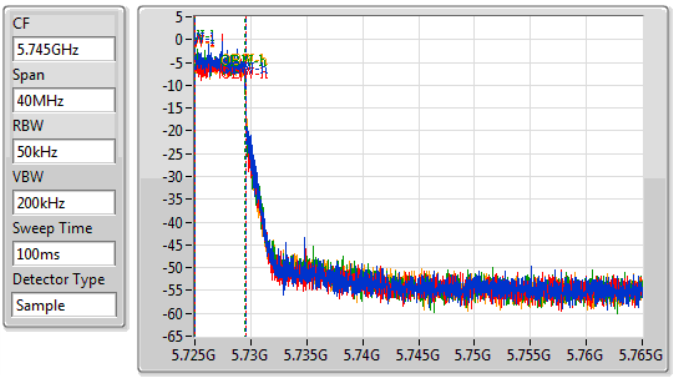

6dB(Hz)	Fl-6dB(Hz)	Fh-6dB(Hz)	OBW(Hz)	Fl-OBW(Hz)	Fh-OBW(Hz)	Limit(Hz)	Port
4.38M	5.725G	5.72938G	4.498M	5.72503G	5.729528G	500k	1
4.36M	5.725G	5.72936G	4.498M	5.72503G	5.729528G	500k	2
4.4M	5.725G	5.7294G	4.498M	5.72501G	5.729508G	500k	3
4.44M	5.725G	5.72944G	4.498M	5.72503G	5.729528G	500k	4

802.11ax HEW20-BF_Nss1,(MCS0)_4TX EBW

5745MHz

20/06/2019

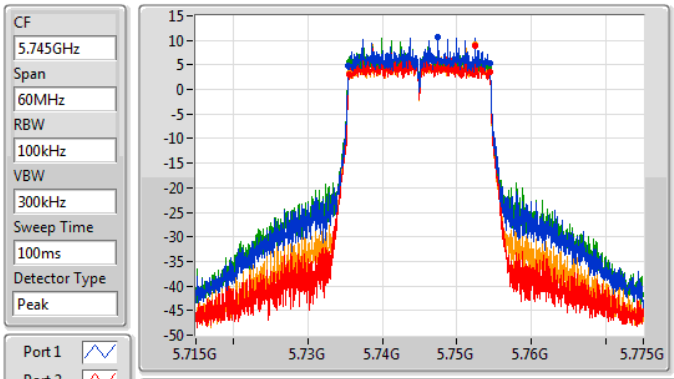

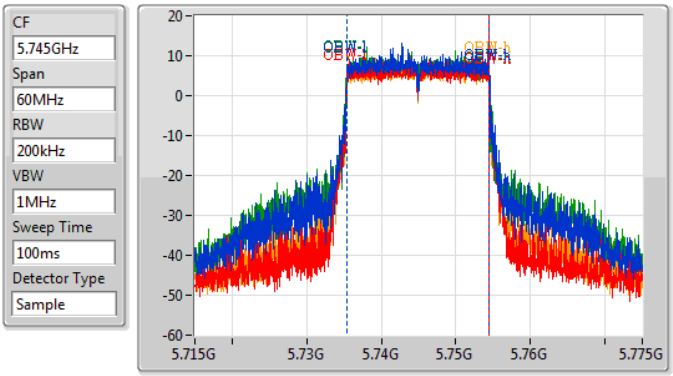

6dB(Hz)	Fl-6dB(Hz)	Fh-6dB(Hz)	OBW(Hz)	Fl-OBW(Hz)	Fh-OBW(Hz)	Limit(Hz)	Port
18.96M	5.73546G	5.75442G	19.04M	5.735405G	5.754445G	500k	1
18.93M	5.73549G	5.75442G	18.951M	5.735435G	5.754385G	500k	2
18.72M	5.73552G	5.75424G	19.01M	5.735405G	5.754415G	500k	3
18.78M	5.73552G	5.7543G	18.951M	5.735465G	5.754415G	500k	4

802.11ax HEW20-BF_Nss1,(MCS0)_4TX EBW

5785MHz

20/06/2019

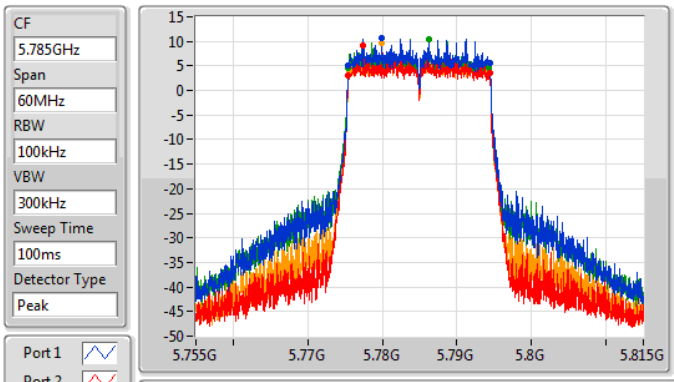

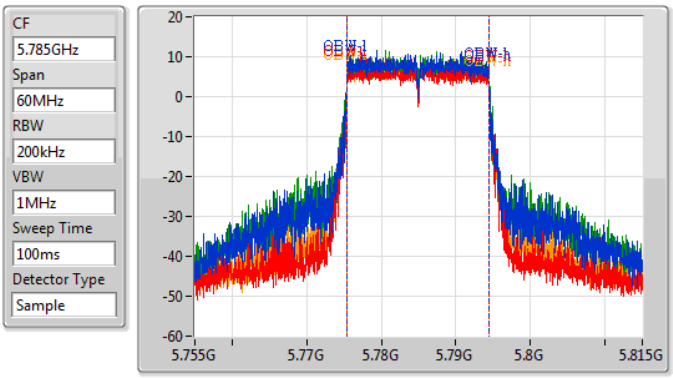

6dB(Hz)	Fl-6dB(Hz)	Fh-6dB(Hz)	OBW(Hz)	Fl-OBW(Hz)	Fh-OBW(Hz)	Limit(Hz)	Port
18.96M	5.77546G	5.79442G	18.951M	5.775435G	5.794385G	500k	1
18.93M	5.77546G	5.79439G	19.01M	5.775435G	5.794445G	500k	2
18.84M	5.77543G	5.79427G	18.981M	5.775405G	5.794385G	500k	3
18.72M	5.77555G	5.79427G	18.981M	5.775435G	5.794415G	500k	4

802.11ax HEW20-BF_Nss1,(MCS0)_4TX EBW

5825MHz

20/06/2019

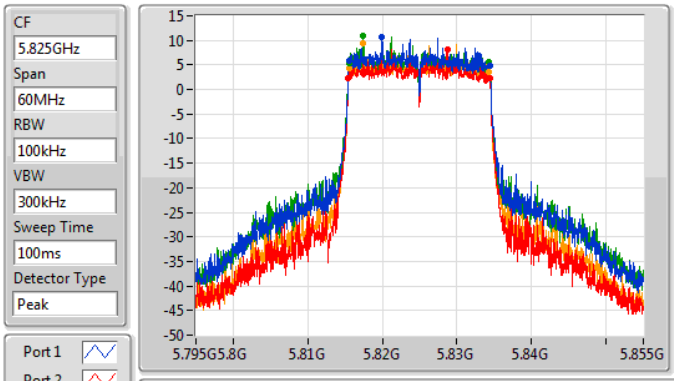

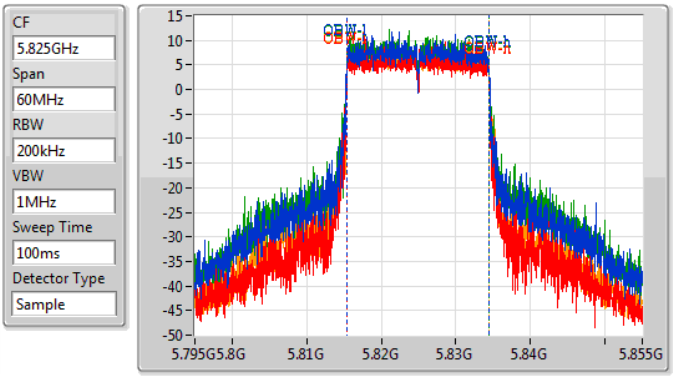

6dB(Hz)	Fl-6dB(Hz)	Fh-6dB(Hz)	OBW(Hz)	Fl-OBW(Hz)	Fh-OBW(Hz)	Limit(Hz)	Port
18.9M	5.81549G	5.83439G	18.981M	5.815435G	5.834415G	500k	1
18.99M	5.81546G	5.83445G	18.981M	5.815435G	5.834415G	500k	2
18.75M	5.81549G	5.83424G	19.01M	5.815405G	5.834415G	500k	3
18.69M	5.81555G	5.83424G	18.951M	5.815435G	5.834385G	500k	4

802.11ax HEW40-BF_Nss1,(MCS0)_4TX EBW

5510MHz

20/06/2019

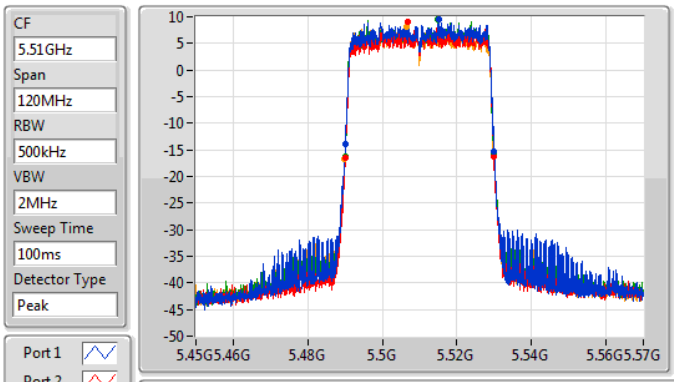

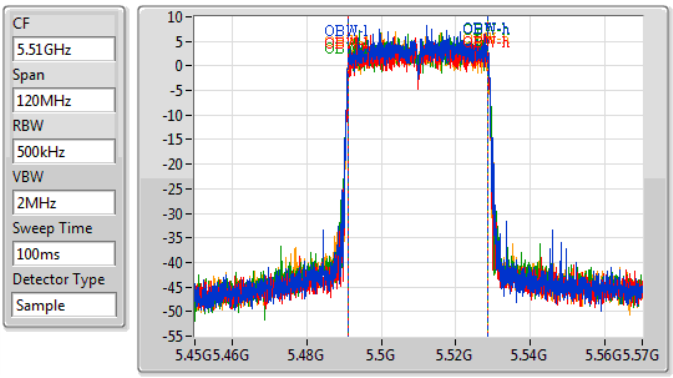

26dB(Hz)	Fl-26dB(Hz)	Fh-26dB(Hz)	OBW(Hz)	Fl-OBW(Hz)	Fh-OBW(Hz)	Limit(Hz)	Port
40.02M	5.49002G	5.53004G	37.481M	5.491229G	5.528711G	Inf	1
39.96M	5.48996G	5.52992G	37.541M	5.491169G	5.528711G	Inf	2
39.96M	5.49002G	5.52998G	37.541M	5.491169G	5.528711G	Inf	3
40.02M	5.4899G	5.52992G	37.541M	5.491109G	5.528651G	Inf	4

802.11ax HEW40-BF_Nss1,(MCS0)_4TX EBW

5550MHz

20/06/2019

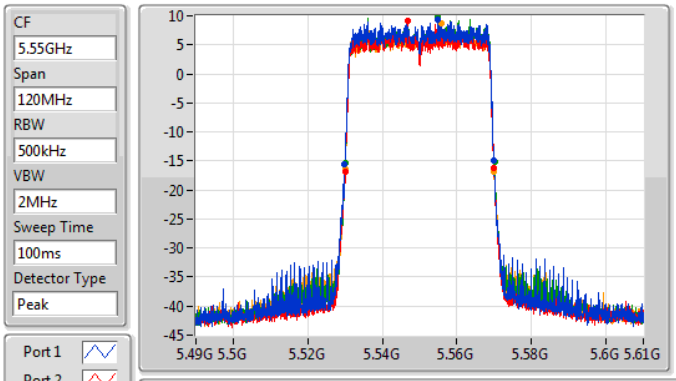

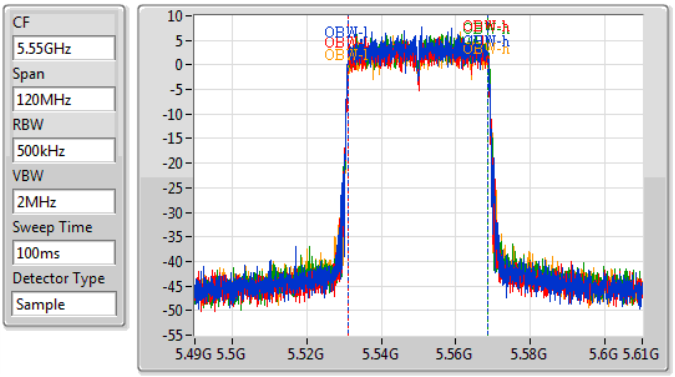

26dB(Hz)	Fl-26dB(Hz)	Fh-26dB(Hz)	OBW(Hz)	Fl-OBW(Hz)	Fh-OBW(Hz)	Limit(Hz)	Port
40.14M	5.52984G	5.56998G	37.541M	5.531169G	5.568711G	Inf	1
39.96M	5.53002G	5.56998G	37.481M	5.531169G	5.568651G	Inf	2
40.02M	5.53008G	5.5701G	37.541M	5.531169G	5.568711G	Inf	3
39.96M	5.53002G	5.56998G	37.601M	5.531109G	5.568711G	Inf	4

802.11ax HEW40-BF_Nss1,(MCS0)_4TX EBW

5670MHz

20/06/2019

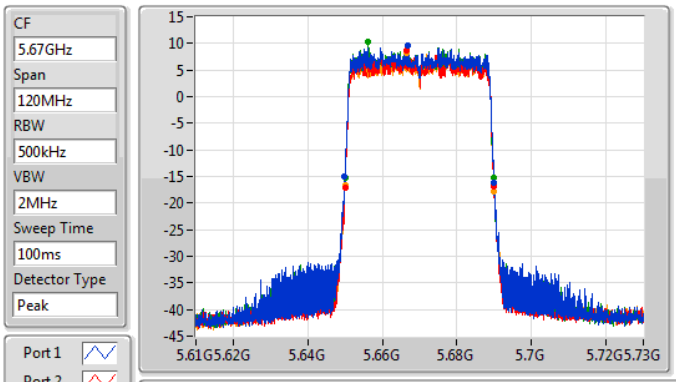

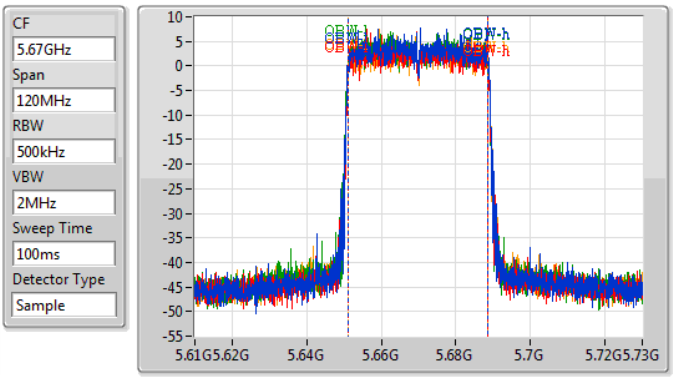

26dB(Hz)	Fl-26dB(Hz)	Fh-26dB(Hz)	OBW(Hz)	Fl-OBW(Hz)	Fh-OBW(Hz)	Limit(Hz)	Port
40.02M	5.6499G	5.68992G	37.601M	5.651109G	5.688711G	Inf	1
40.02M	5.64996G	5.68998G	37.481M	5.651169G	5.688651G	Inf	2
39.84M	5.65002G	5.68986G	37.481M	5.651109G	5.688591G	Inf	3
40.08M	5.64996G	5.69004G	37.481M	5.651229G	5.688711G	Inf	4

802.11ax HEW40-BF_Nss1,(MCS0)_4TX EBW

5710MHz Straddle 5.47-5.725GHz

20/06/2019

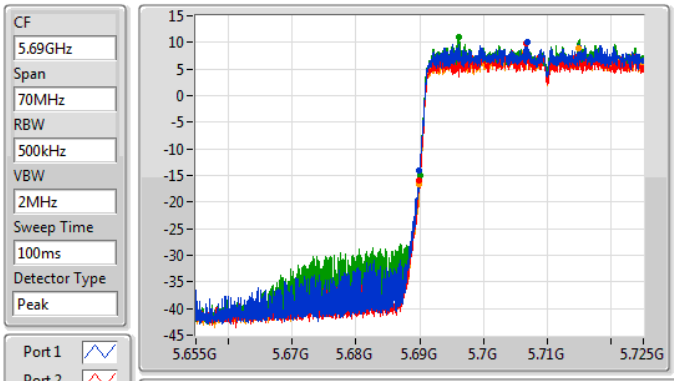

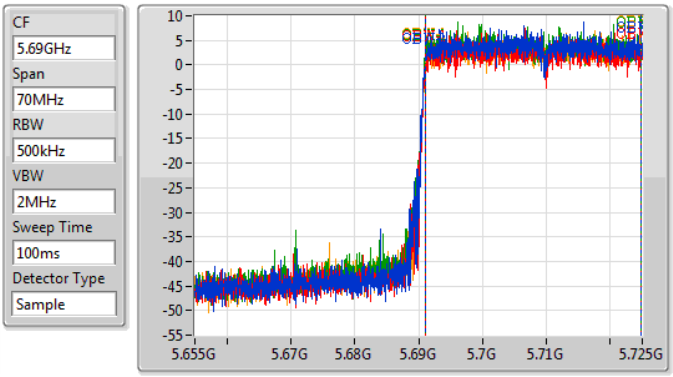

26dB(Hz)	Fl-26dB(Hz)	Fh-26dB(Hz)	OBW(Hz)	Fl-OBW(Hz)	Fh-OBW(Hz)	Limit(Hz)	Port
35.105M	5.689895G	5.725G	33.688M	5.691119G	5.724808G	Inf	1
35.07M	5.68993G	5.725G	33.723M	5.691119G	5.724843G	Inf	2
35M	5.69G	5.725G	33.688M	5.691119G	5.724808G	Inf	3
35.07M	5.68993G	5.725G	33.723M	5.691119G	5.724843G	Inf	4

802.11ax HEW40-BF_Nss1,(MCS0)_4TX EBW

5710MHz Straddle 5.725-5.85GHz

20/06/2019

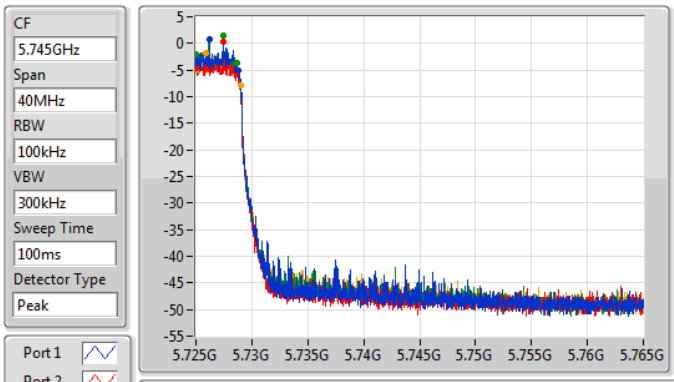

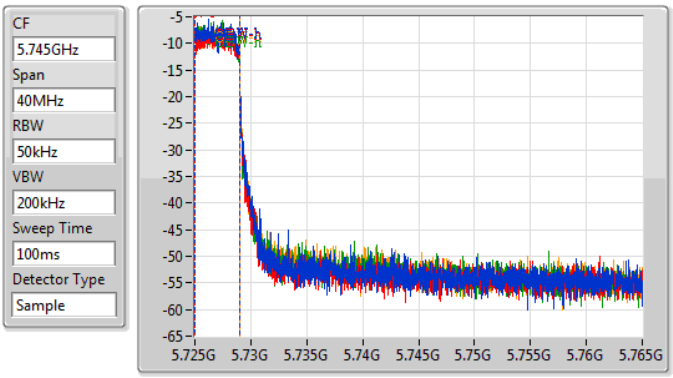

6dB(Hz)	Fl-6dB(Hz)	Fh-6dB(Hz)	OBW(Hz)	Fl-OBW(Hz)	Fh-OBW(Hz)	Limit(Hz)	Port
3.84M	5.725G	5.72884G	4.018M	5.72501G	5.729028G	500k	1
3.72M	5.725G	5.72872G	4.018M	5.72501G	5.729028G	500k	2
3.64M	5.725G	5.72864G	3.978M	5.72503G	5.729008G	500k	3
3.96M	5.725G	5.72896G	3.998M	5.72503G	5.729028G	500k	4

802.11ax HEW40-BF_Nss1,(MCS0)_4TX EBW

5755MHz

20/06/2019

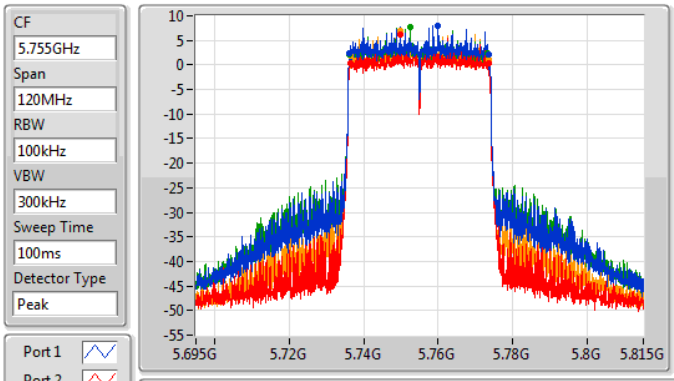

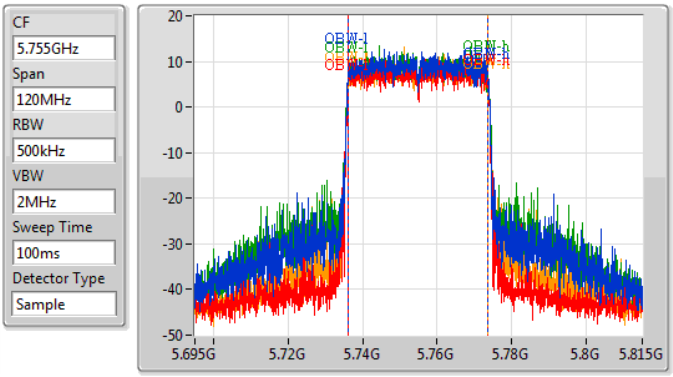

6dB(Hz)	Fl-6dB(Hz)	Fh-6dB(Hz)	OBW(Hz)	Fl-OBW(Hz)	Fh-OBW(Hz)	Limit(Hz)	Port
37.32M	5.73616G	5.77348G	37.541M	5.736109G	5.773651G	500k	1
37.08M	5.7364G	5.77348G	37.541M	5.736109G	5.773651G	500k	2
37.08M	5.736616G	5.77324G	37.421M	5.736169G	5.773591G	500k	3
37.02M	5.7364G	5.77342G	37.541M	5.736109G	5.773651G	500k	4

802.11ax HEW40-BF_Nss1,(MCS0)_4TX EBW

5795MHz

20/06/2019

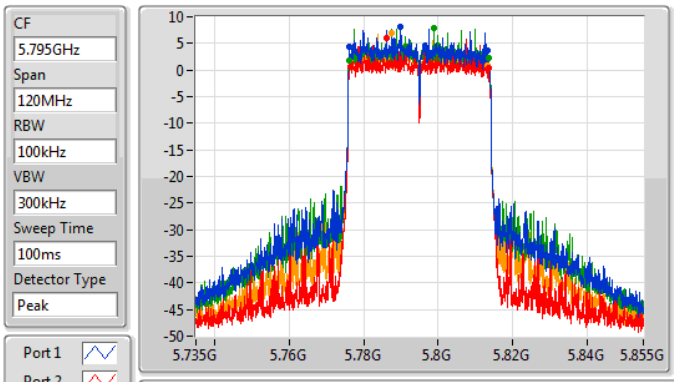

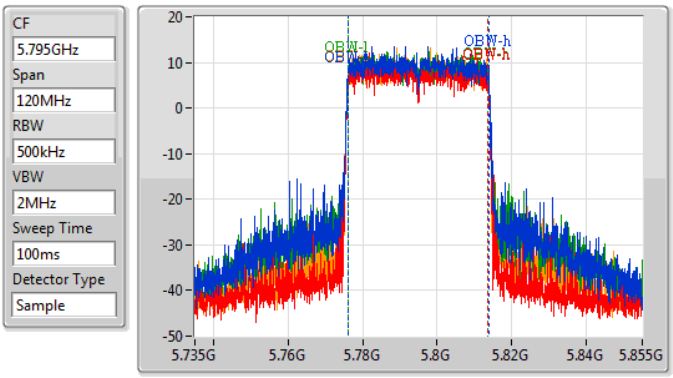

6dB(Hz)	Fl-6dB(Hz)	Fh-6dB(Hz)	OBW(Hz)	Fl-OBW(Hz)	Fh-OBW(Hz)	Limit(Hz)	Port
37.2M	5.77616G	5.81336G	37.661M	5.776109G	5.813771G	500k	1
37.14M	5.77634G	5.81348G	37.601M	5.776049G	5.813651G	500k	2
37.5M	5.77616G	5.81366G	37.541M	5.776109G	5.813651G	500k	3
37.14M	5.77616G	5.8133G	37.481M	5.776169G	5.813651G	500k	4

802.11ax HEW80-BF_Nss1,(MCS0)_4TX EBW

5530MHz

20/06/2019

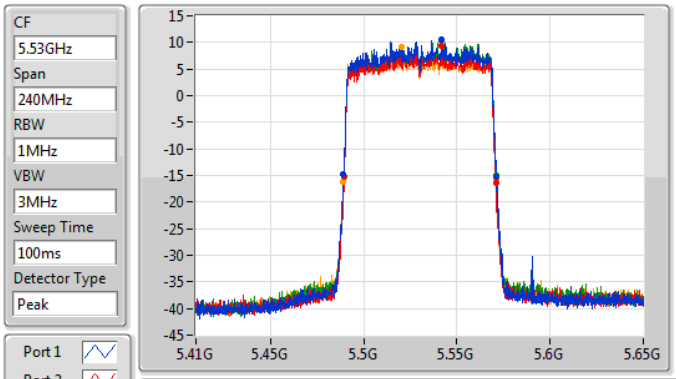

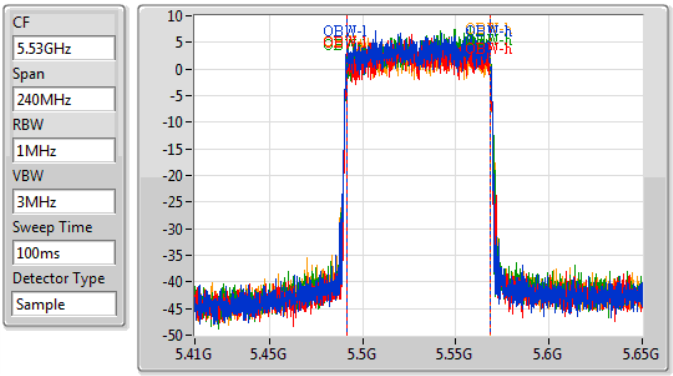

26dB(Hz)	Fl-26dB(Hz)	Fh-26dB(Hz)	OBW(Hz)	Fl-OBW(Hz)	Fh-OBW(Hz)	Limit(Hz)	Port
81.96M	5.4892G	5.57116G	77.121M	5.491379G	5.568501G	Inf	1
81.48M	5.48944G	5.57092G	77.001M	5.491499G	5.568501G	Inf	2
81.48M	5.48932G	5.5708G	77.001M	5.491499G	5.568501G	Inf	3
81.84M	5.4892G	5.57104G	77.241M	5.491259G	5.568501G	Inf	4

802.11ax HEW80-BF_Nss1,(MCS0)_4TX EBW

5610MHz

20/06/2019

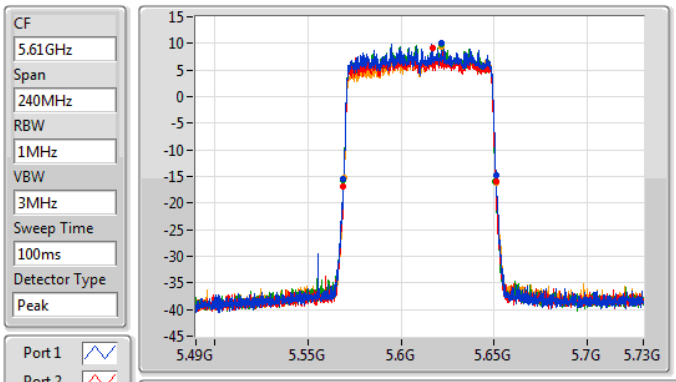

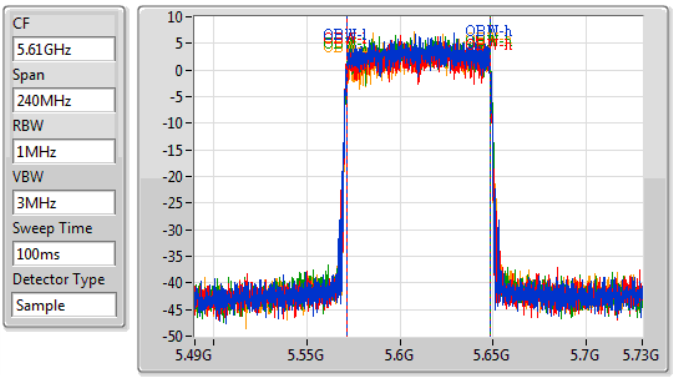

26dB(Hz)	Fl-26dB(Hz)	Fh-26dB(Hz)	OBW(Hz)	Fl-OBW(Hz)	Fh-OBW(Hz)	Limit(Hz)	Port
81.96M	5.56908G	5.65104G	77.001M	5.571379G	5.648381G	Inf	1
81.6M	5.5692G	5.6508G	77.001M	5.571259G	5.648261G	Inf	2
81.36M	5.5692G	5.65056G	77.121M	5.571379G	5.648501G	Inf	3
81.72M	5.56944G	5.65116G	77.121M	5.571499G	5.648621G	Inf	4

802.11ax HEW80-BF_Nss1,(MCS0)_4TX EBW

5690MHz Straddle 5.47-5.725GHz

20/06/2019

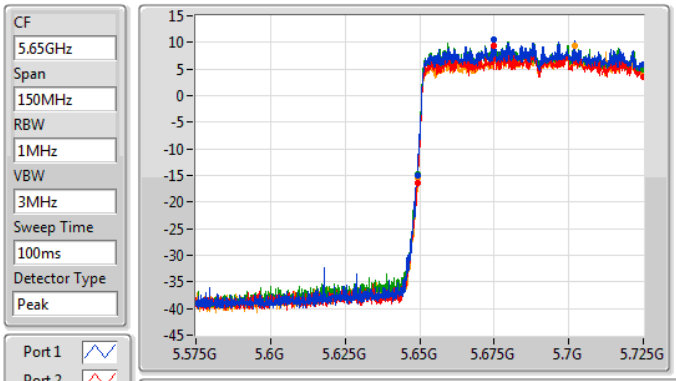

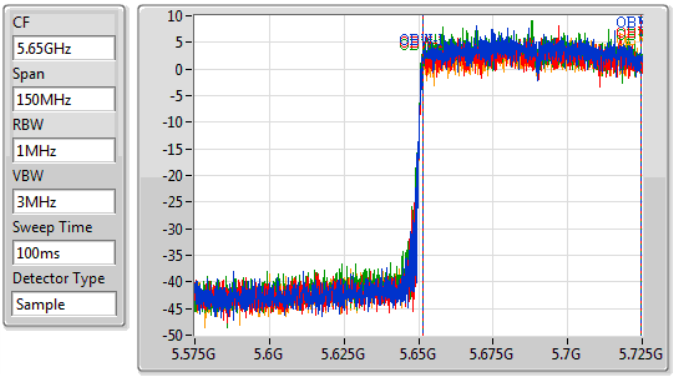

26dB(Hz)	Fl-26dB(Hz)	Fh-26dB(Hz)	OBW(Hz)	Fl-OBW(Hz)	Fh-OBW(Hz)	Limit(Hz)	Port
75.825M	5.649175G	5.725G	73.163M	5.651274G	5.724438G	Inf	1
75.75M	5.64925G	5.725G	73.088M	5.651424G	5.724513G	Inf	2
75.825M	5.649175G	5.725G	73.163M	5.651274G	5.724438G	Inf	3
75.675M	5.649325G	5.725G	73.238M	5.651349G	5.724588G	Inf	4

802.11ax HEW80-BF_Nss1,(MCS0)_4TX EBW

5690MHz Straddle 5.725-5.85GHz

20/06/2019

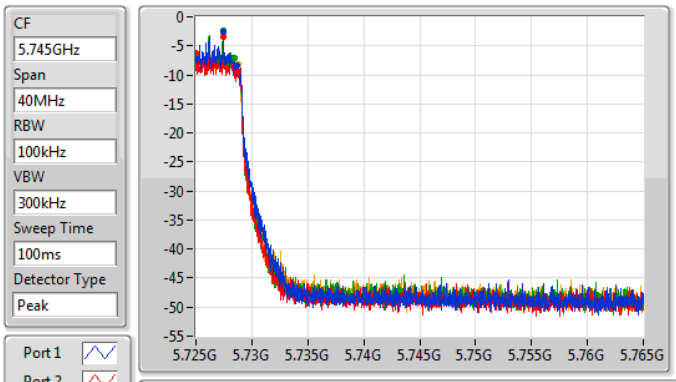

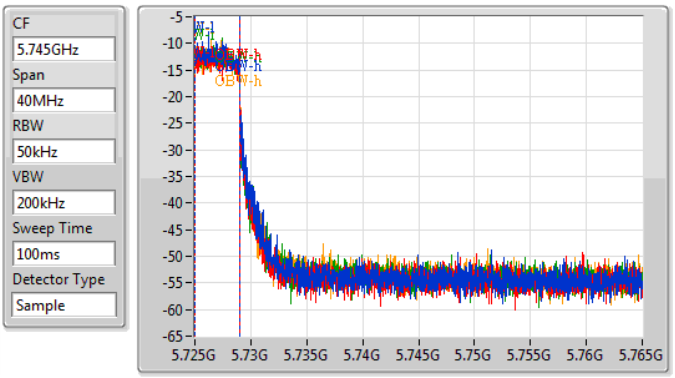

6dB(Hz)	Fl-6dB(Hz)	Fh-6dB(Hz)	OBW(Hz)	Fl-OBW(Hz)	Fh-OBW(Hz)	Limit(Hz)	Port
3.72M	5.725G	5.72872G	4.038M	5.72501G	5.729048G	500k	1
3.76M	5.725G	5.72876G	3.998M	5.72503G	5.729028G	500k	2
3.46M	5.725G	5.72846G	4.018M	5.72503G	5.729048G	500k	3
3.74M	5.725G	5.72874G	4.038M	5.72501G	5.729048G	500k	4

802.11ax HEW80-BF_Nss1,(MCS0)_4TX EBW

5775MHz

20/06/2019

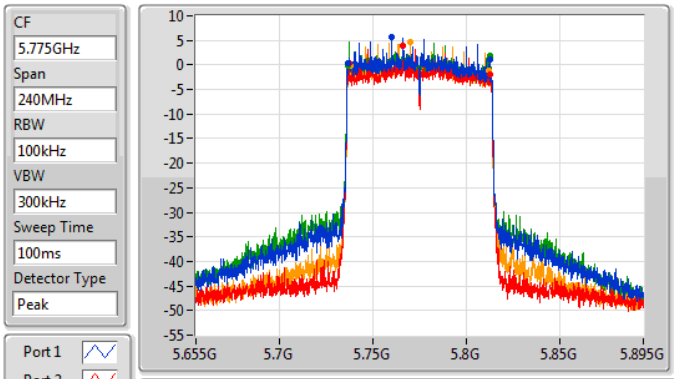

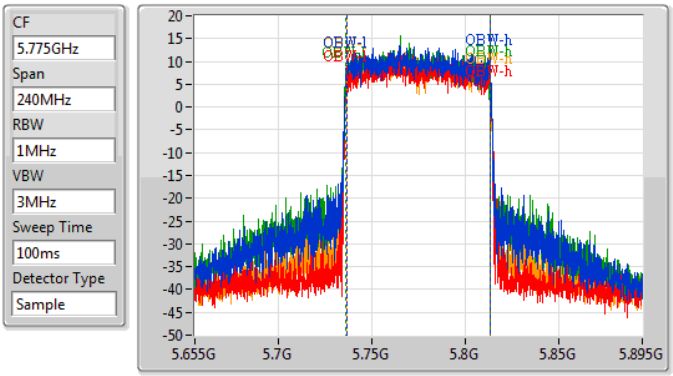

6dB(Hz)	Fl-6dB(Hz)	Fh-6dB(Hz)	OBW(Hz)	Fl-OBW(Hz)	Fh-OBW(Hz)	Limit(Hz)	Port
76.2M	5.73624G	5.81244G	77.121M	5.736259G	5.813381G	500k	1
75.24M	5.73732G	5.81256G	77.001M	5.736379G	5.813381G	500k	2
75.96M	5.7366G	5.81256G	77.241M	5.736139G	5.813381G	500k	3
74.28M	5.73792G	5.8122G	76.882M	5.736379G	5.813261G	500k	4

802.11ax HEW160-BF_Nss1,(MCS0)_4TX EBW

5570MHz

10/07/2019

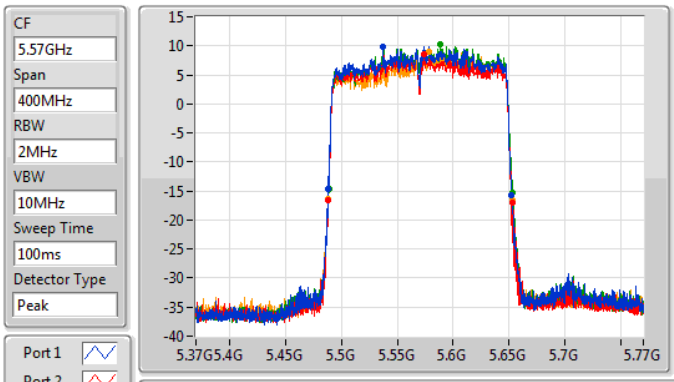

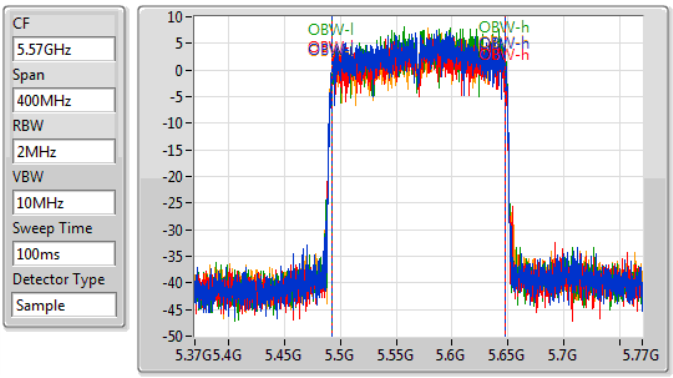

26dB(Hz)	Fl-26dB(Hz)	Fh-26dB(Hz)	OBW(Hz)	Fl-OBW(Hz)	Fh-OBW(Hz)	Limit(Hz)	Port
164.2M	5.4882G	5.6524G	154.723M	5.492839G	5.647561G	Inf	1
165M	5.4882G	5.6532G	154.523M	5.492639G	5.647161G	Inf	2
164.2M	5.4888G	5.653G	155.122M	5.492639G	5.647761G	Inf	3
164.2M	5.4884G	5.6526G	154.923M	5.492639G	5.647561G	Inf	4

For 2T2S and 4T2S
Summary

Mode	Max-N dB (Hz)	Max-OBW (Hz)	ITU-Code	Min-N dB (Hz)	Min-OBW (Hz)
5.15-5.25GHz	-	-	-	-	-
802.11ax HEW20_Nss2,(MCS0)_2TX	48.075M	19.94M	19M9D1D	21.55M	18.991M
802.11ax HEW40_Nss2,(MCS0)_2TX	74.7M	37.931M	37M9D1D	39.95M	37.581M
802.11ax HEW80_Nss2,(MCS0)_2TX	81.3M	77.061M	77M1D1D	81.1M	77.061M
5.47-5.725GHz	-	-	-	-	-
802.11ax HEW20-BF_Nss2,(MCS0)_4TX	21.725M	18.991M	19M0D1D	15.63M	14.483M
802.11ax HEW40-BF_Nss2,(MCS0)_4TX	40.15M	37.681M	37M7D1D	34.93M	33.653M
802.11ax HEW80-BF_Nss2,(MCS0)_4TX	82M	77.261M	77M3D1D	75.525M	73.013M
802.11ax HEW160-BF_Nss2,(MCS0)_4TX	164.8M	155.322M	155MD1D	164.2M	154.523M
5.725-5.85GHz	-	-	-	-	-
802.11ax HEW20-BF_Nss2,(MCS0)_4TX	18.95M	19.34M	19M3D1D	4.4M	4.458M
802.11ax HEW40-BF_Nss2,(MCS0)_4TX	36.95M	37.681M	37M7D1D	3.52M	3.978M
802.11ax HEW80-BF_Nss2,(MCS0)_4TX	75.4M	77.161M	77M2D1D	3.52M	3.978M

Max-N dB = Maximum 6dB down bandwidth for 5.725-5.85GHz band / Maximum 26dB down bandwidth for other band;
Max-OBW = Maximum99% occupied bandwidth;
Min-N dB = Minimum 6dB down bandwidth for 5.725-5.85GHz band / Maximum 26dB down bandwidth for other band;
Min-OBW = Minimum 99% occupied bandwidth;

Result

Mode	Result	Limit (Hz)	Port 1-N dB (Hz)	Port 1-OBW (Hz)	Port 2-N dB (Hz)	Port 2-OBW (Hz)	Port 3-N dB (Hz)	Port 3-OBW (Hz)	Port 4-N dB (Hz)	Port 4-OBW (Hz)
802.11ax HEW20_Nss2,(MCS0)_2TX	-	-	-	-	-	-	-	-	-	-
5180MHz	Pass	Inf	21.55M	18.991M	21.7M	18.991M				
5200MHz	Pass	Inf	29.3M	18.991M	48.075M	19.94M				
5240MHz	Pass	Inf	26.525M	19.015M	41.05M	19.365M				
802.11ax HEW40_Nss2,(MCS0)_2TX	-	-	-	-	-	-	-	-	-	-
5190MHz	Pass	Inf	40M	37.581M	39.95M	37.581M				
5230MHz	Pass	Inf	41.85M	37.581M	74.7M	37.931M				
802.11ax HEW80_Nss2,(MCS0)_2TX	-	-	-	-	-	-	-	-	-	-
5210MHz	Pass	Inf	81.3M	77.061M	81.1M	77.061M				
802.11ax HEW20-BF_Nss2,(MCS0)_4TX	-	-	-	-	-	-	-	-	-	-
5500MHz	Pass	Inf	21.65M	18.991M	21.675M	18.966M	21.7M	18.941M	21.725M	18.991M
5580MHz	Pass	Inf	21.6M	18.966M	21.575M	18.966M	21.725M	18.941M	21.725M	18.991M
5700MHz	Pass	Inf	21.7M	18.966M	21.55M	18.941M	21.7M	18.966M	21.6M	18.941M
5720MHz Straddle 5.47-5.725GHz	Pass	Inf	15.915M	14.513M	15.63M	14.483M	15.735M	14.543M	15.63M	14.513M
5720MHz Straddle 5.725-5.85GHz	Pass	500k	4.42M	4.458M	4.44M	4.478M	4.42M	4.478M	4.4M	4.478M
5745MHz	Pass	500k	18.675M	19.015M	18.95M	18.991M	18.575M	19.015M	18.8M	19.04M
5785MHz	Pass	500k	18.8M	19.015M	18.875M	18.941M	18.5M	19.04M	18.85M	19.04M
5825MHz	Pass	500k	18.525M	19.115M	18.925M	19.015M	18.65M	19.34M	18.775M	19.015M
802.11ax HEW40-BF_Nss2,(MCS0)_4TX	-	-	-	-	-	-	-	-	-	-
5510MHz	Pass	Inf	40.1M	37.481M	39.75M	37.531M	39.95M	37.481M	40.15M	37.681M
5550MHz	Pass	Inf	40.1M	37.531M	39.8M	37.481M	40M	37.581M	40M	37.631M
5670MHz	Pass	Inf	40.1M	37.631M	39.8M	37.531M	39.9M	37.531M	40M	37.581M
5710MHz Straddle 5.47-5.725GHz	Pass	Inf	35.105M	33.758M	34.93M	33.653M	35.035M	33.723M	35.105M	33.688M
5710MHz Straddle 5.725-5.85GHz	Pass	500k	3.52M	3.998M	3.76M	3.998M	3.76M	3.978M	3.64M	3.998M
5755MHz	Pass	500k	36.95M	37.681M	36.8M	37.531M	36.6M	37.631M	36.35M	37.631M
5795MHz	Pass	500k	36.25M	37.681M	35.85M	37.581M	36.6M	37.681M	36.3M	37.581M
802.11ax HEW80-BF_Nss2,(MCS0)_4TX	-	-	-	-	-	-	-	-	-	-
5530MHz	Pass	Inf	81.4M	77.061M	81.1M	77.061M	81.5M	76.862M	82M	77.261M
5610MHz	Pass	Inf	81.3M	77.161M	81M	77.161M	81.2M	76.962M	81.6M	76.862M
5690MHz Straddle 5.47-5.725GHz	Pass	Inf	75.525M	73.013M	75.675M	73.163M	76.05M	73.088M	75.9M	73.088M
5690MHz Straddle 5.725-5.85GHz	Pass	500k	3.66M	4.018M	3.52M	3.978M	3.68M	3.998M	3.52M	4.018M
5775MHz	Pass	500k	75.4M	77.061M	75.2M	76.862M	75.4M	77.161M	75.1M	77.161M
802.11ax HEW160-BF_Nss2,(MCS0)_4TX	-	-	-	-	-	-	-	-	-	-
5570MHz	Pass	Inf	164.4M	154.523M	164.8M	155.122M	164.2M	154.923M	164.2M	155.322M

Port X-N dB = Port **X** 6dB down bandwidth for 5.725-5.85GHz band / 26dB down bandwidth for other band
Port X-OBW = Port **X** 99% occupied bandwidth;

802.11ax HEW20_Nss2,(MCS0)_2TX EBW

5180MHz

01/08/2019

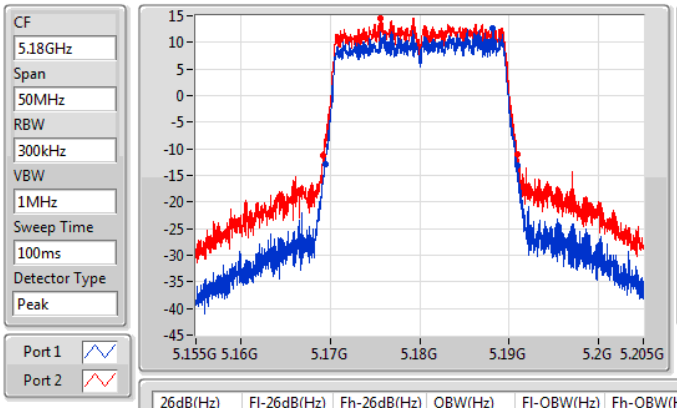

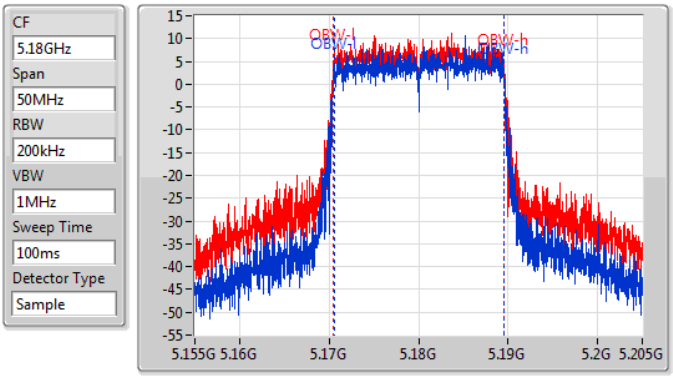

26dB(Hz)	Fl-26dB(Hz)	Fh-26dB(Hz)	OBW(Hz)	Fl-OBW(Hz)	Fh-OBW(Hz)	Limit(Hz)	Port
21.55M	5.169425G	5.190975G	18.991M	5.17053G	5.18952G	Inf	1
21.7M	5.16925G	5.19095G	18.991M	5.170505G	5.189495G	Inf	2

802.11ax HEW20_Nss2,(MCS0)_2TX EBW

5200MHz

01/08/2019

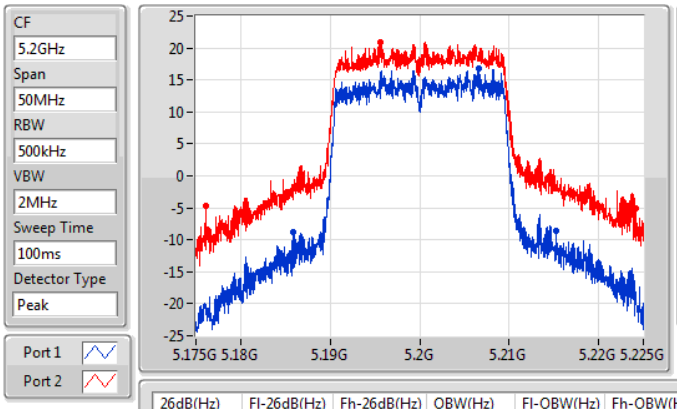

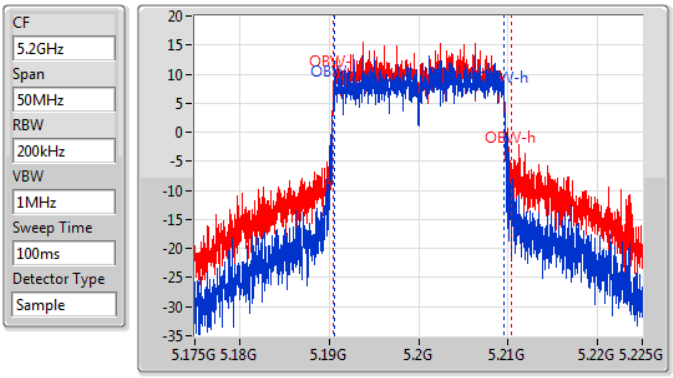

26dB(Hz)	Fl-26dB(Hz)	Fh-26dB(Hz)	OBW(Hz)	Fl-OBW(Hz)	Fh-OBW(Hz)	Limit(Hz)	Port
29.3M	5.1859G	5.2152G	18.991M	5.19053G	5.20952G	Inf	1
48.075M	5.17605G	5.224125G	19.94M	5.190405G	5.210345G	Inf	2

802.11ax HEW20_Nss2,(MCS0)_2TX

EBW

5240MHz

10/07/2019

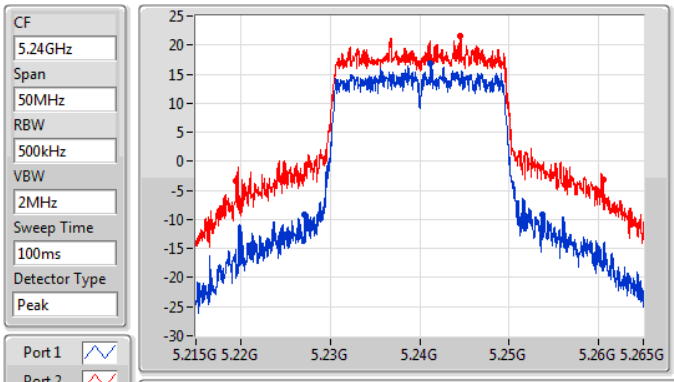

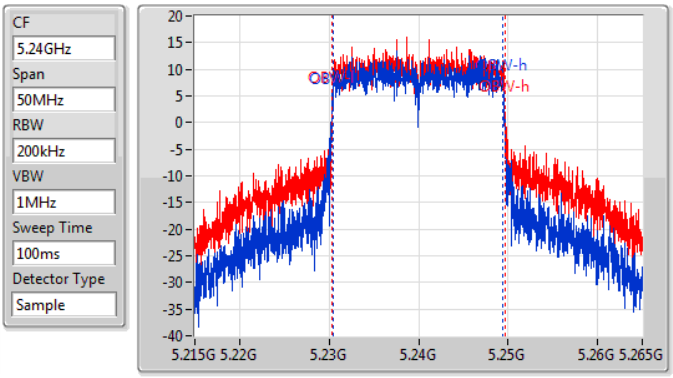

26dB(Hz)	Fl-26dB(Hz)	Fh-26dB(Hz)	OBW(Hz)	Fl-OBW(Hz)	Fh-OBW(Hz)	Limit(Hz)	Port
26.525M	5.22715G	5.253675G	19.015M	5.230455G	5.24947G	Inf	1
41.05M	5.219475G	5.260525G	19.365M	5.230355G	5.24972G	Inf	2

802.11ax HEW40_Nss2,(MCS0)_2TX

EBW

5190MHz

01/08/2019

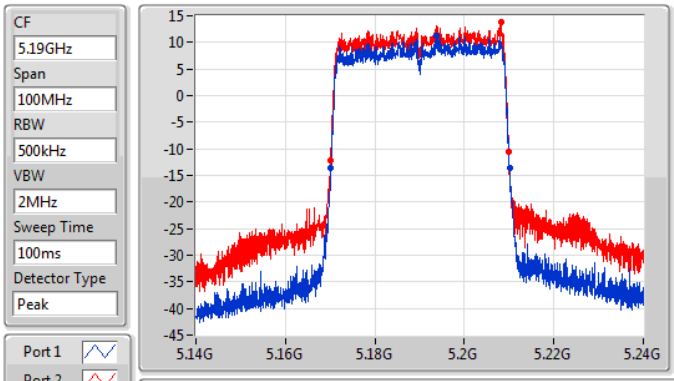

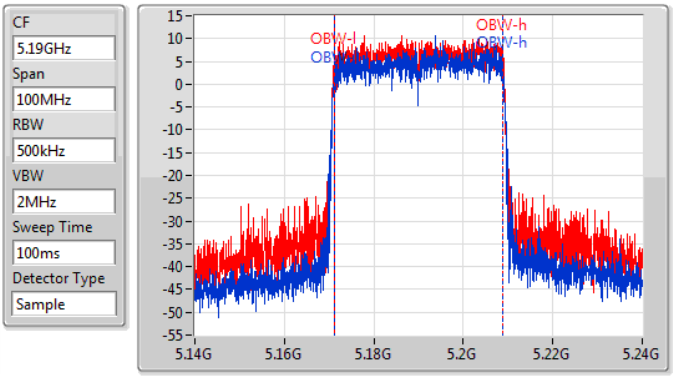

26dB(Hz)	Fl-26dB(Hz)	Fh-26dB(Hz)	OBW(Hz)	Fl-OBW(Hz)	Fh-OBW(Hz)	Limit(Hz)	Port
40M	5.17015G	5.21015G	37.581M	5.171259G	5.208841G	Inf	1
39.95M	5.17005G	5.21G	37.581M	5.171309G	5.208891G	Inf	2

802.11ax HEW40_Nss2,(MCS0)_2TX

EBW

5230MHz

10/07/2019

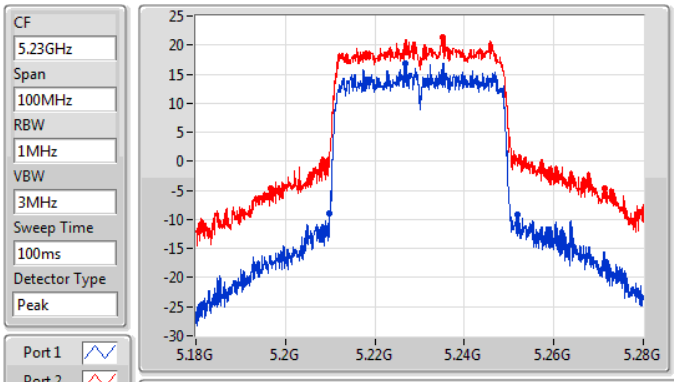

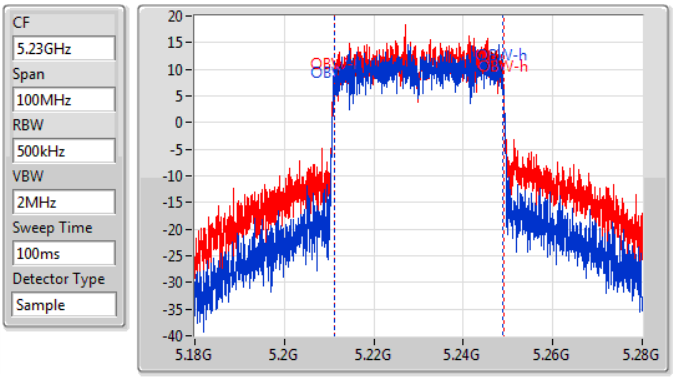

26dB(Hz)	Fl-26dB(Hz)	Fh-26dB(Hz)	OBW(Hz)	Fl-OBW(Hz)	Fh-OBW(Hz)	Limit(Hz)	Port
41.85M	5.2099G	5.25175G	37.581M	5.211209G	5.248791G	Inf	1
74.7M	5.1967G	5.2714G	37.931M	5.211109G	5.24904G	Inf	2

802.11ax HEW80_Nss2,(MCS0)_2TX

EBW

5210MHz

01/08/2019

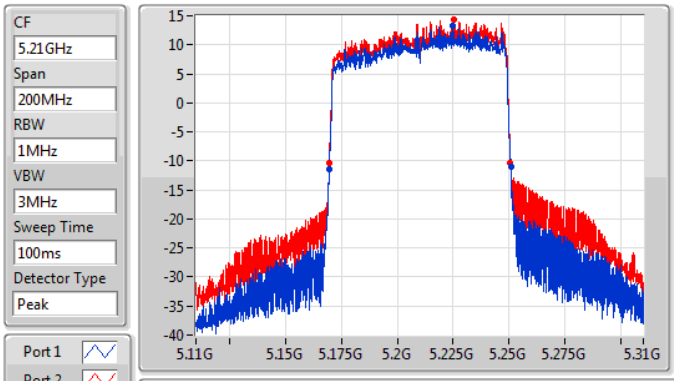

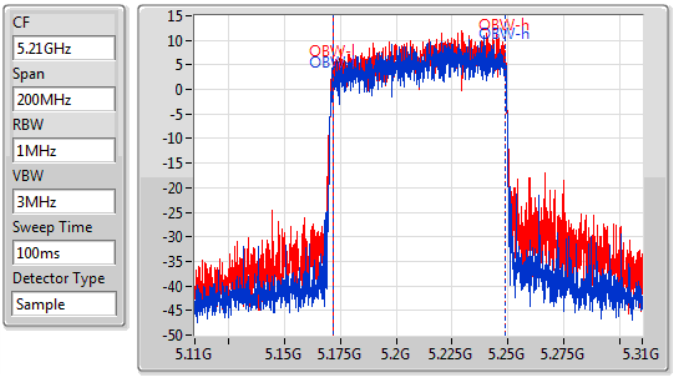

26dB(Hz)	Fl-26dB(Hz)	Fh-26dB(Hz)	OBW(Hz)	Fl-OBW(Hz)	Fh-OBW(Hz)	Limit(Hz)	Port
81.3M	5.1695G	5.2508G	77.061M	5.171719G	5.248781G	Inf	1
81.1M	5.1695G	5.2506G	77.061M	5.171719G	5.248781G	Inf	2

802.11ax HEW20-BF_Nss2,(MCS0)_4TX EBW

5500MHz

10/07/2019

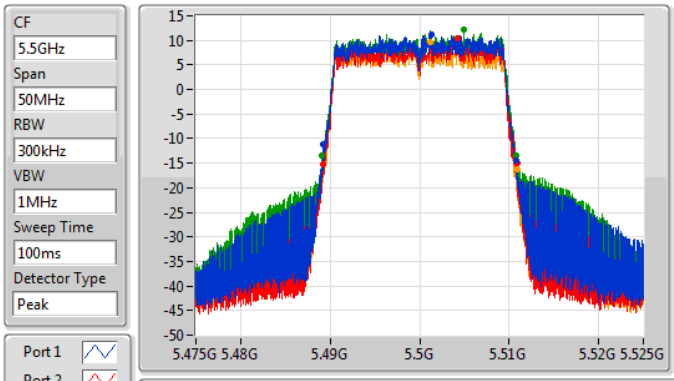

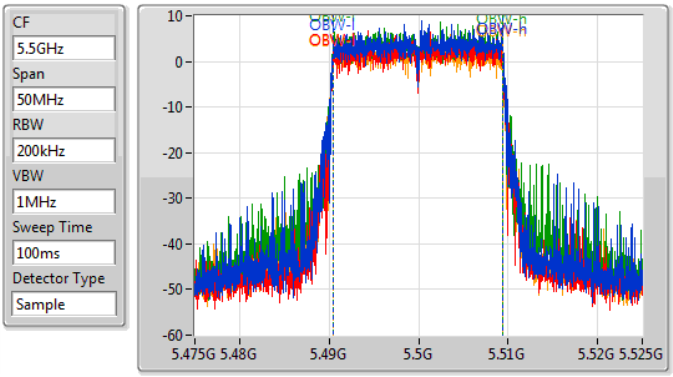

26dB(Hz)	Fl-26dB(Hz)	Fh-26dB(Hz)	OBW(Hz)	Fl-OBW(Hz)	Fh-OBW(Hz)	Limit(Hz)	Port
21.65M	5.489175G	5.510825G	18.991M	5.49043G	5.50942G	Inf	1
21.675M	5.4892G	5.510875G	18.966M	5.490455G	5.50942G	Inf	2
21.7M	5.4891G	5.5108G	18.941M	5.490455G	5.509395G	Inf	3
21.725M	5.489175G	5.5109G	18.991M	5.49043G	5.50942G	Inf	4

802.11ax HEW20-BF_Nss2,(MCS0)_4TX EBW

5580MHz

10/07/2019

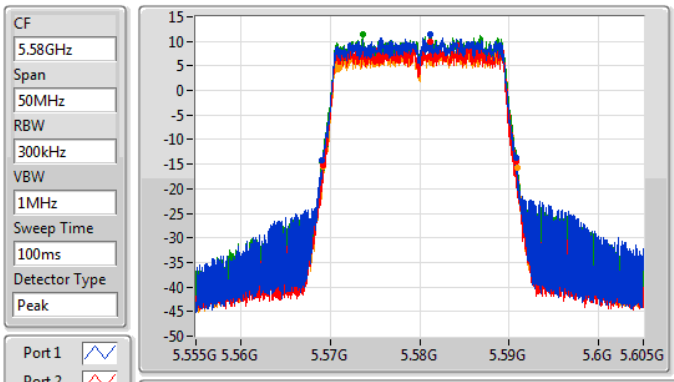

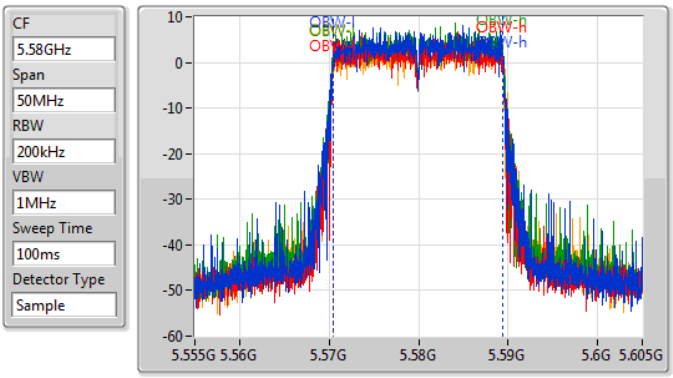

26dB(Hz)	Fl-26dB(Hz)	Fh-26dB(Hz)	OBW(Hz)	Fl-OBW(Hz)	Fh-OBW(Hz)	Limit(Hz)	Port
21.6M	5.569125G	5.590725G	18.966M	5.570455G	5.58942G	Inf	1
21.575M	5.5692G	5.590775G	18.966M	5.57043G	5.589395G	Inf	2
21.725M	5.5691G	5.590825G	18.941M	5.570455G	5.589395G	Inf	3
21.725M	5.569225G	5.59095G	18.991M	5.570455G	5.589445G	Inf	4

802.11ax HEW20-BF_Nss2,(MCS0)_4TX EBW

5700MHz

10/07/2019

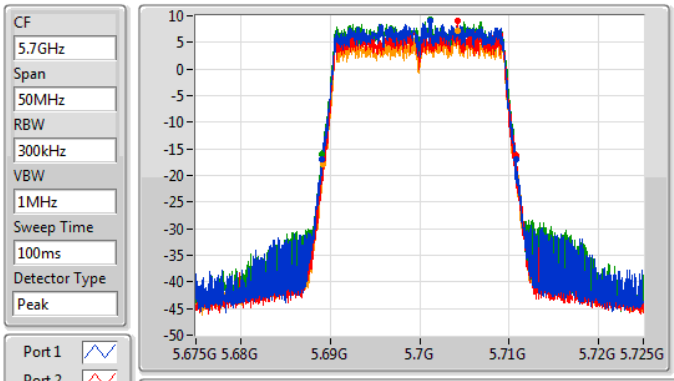

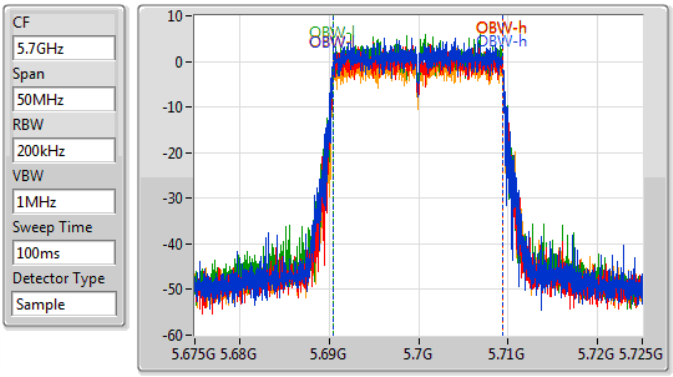

26dB(Hz)	Fl-26dB(Hz)	Fh-26dB(Hz)	OBW(Hz)	Fl-OBW(Hz)	Fh-OBW(Hz)	Limit(Hz)	Port
21.7M	5.689075G	5.710775G	18.966M	5.69043G	5.709395G	Inf	1
21.55M	5.689225G	5.710775G	18.941M	5.69048G	5.70942G	Inf	2
21.7M	5.6891G	5.7108G	18.966M	5.69043G	5.709395G	Inf	3
21.6M	5.68925G	5.71085G	18.941M	5.690455G	5.709395G	Inf	4

802.11ax HEW20-BF_Nss2,(MCS0)_4TX EBW

5720MHz Straddle 5.47-5.725GHz

10/07/2019

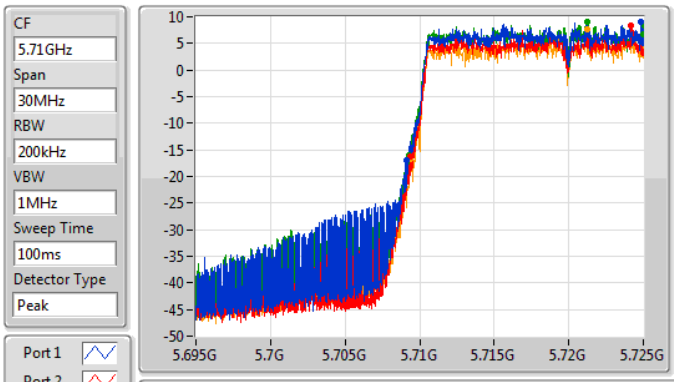

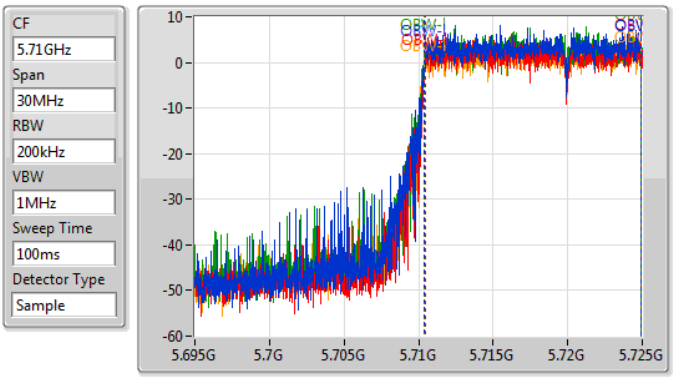

26dB(Hz)	Fl-26dB(Hz)	Fh-26dB(Hz)	OBW(Hz)	Fl-OBW(Hz)	Fh-OBW(Hz)	Limit(Hz)	Port
15.915M	5.709085G	5.725G	14.513M	5.710405G	5.724918G	Inf	1
15.63M	5.70937G	5.725G	14.483M	5.710435G	5.724918G	Inf	2
15.735M	5.709265G	5.725G	14.543M	5.71039G	5.724933G	Inf	3
15.63M	5.70937G	5.725G	14.513M	5.710405G	5.724918G	Inf	4

802.11ax HEW20-BF_Nss2,(MCS0)_4TX

EBW

5720MHz Straddle 5.725-5.85GHz

10/07/2019

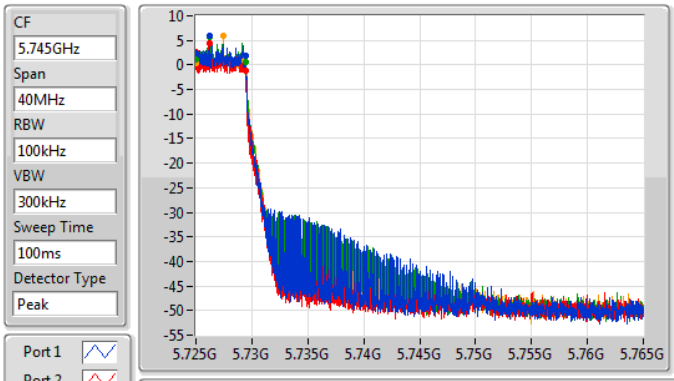

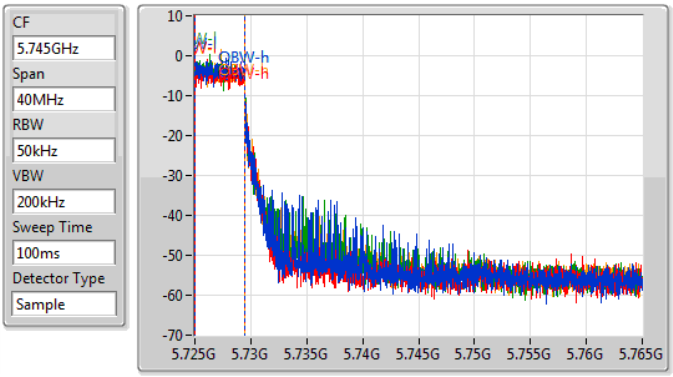

6dB(Hz)	Fl-6dB(Hz)	Fh-6dB(Hz)	OBW(Hz)	Fl-OBW(Hz)	Fh-OBW(Hz)	Limit(Hz)	Port
4.42M	5.725G	5.72942G	4.458M	5.72503G	5.729488G	500k	1
4.44M	5.725G	5.72944G	4.478M	5.72503G	5.729508G	500k	2
4.42M	5.725G	5.72942G	4.478M	5.72501G	5.729488G	500k	3
4.4M	5.725G	5.7294G	4.478M	5.72503G	5.729508G	500k	4

802.11ax HEW20-BF_Nss2,(MCS0)_4TX

EBW

5745MHz

10/07/2019

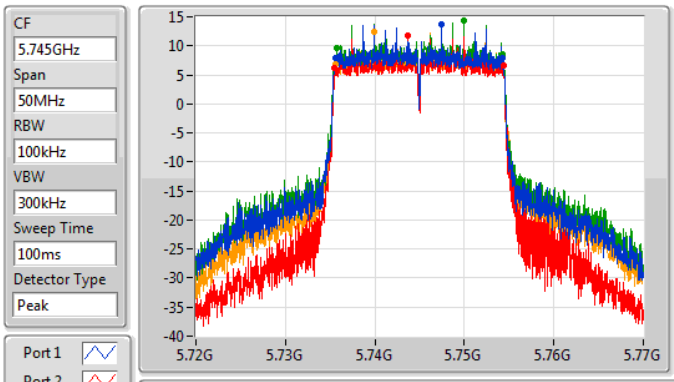

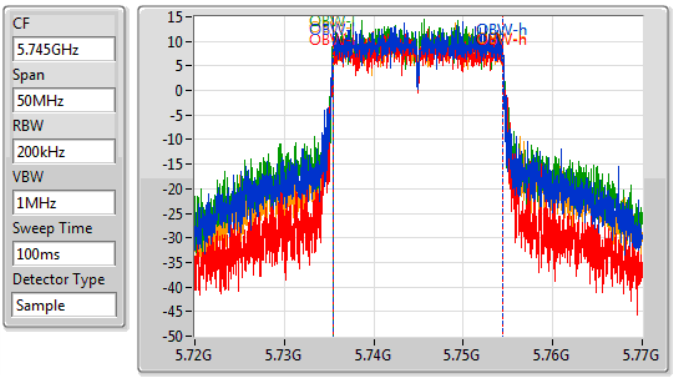

6dB(Hz)	Fl-6dB(Hz)	Fh-6dB(Hz)	OBW(Hz)	Fl-OBW(Hz)	Fh-OBW(Hz)	Limit(Hz)	Port
18.675M	5.73555G	5.754225G	19.015M	5.735405G	5.75442G	500k	1
18.95M	5.735475G	5.754425G	18.991M	5.73543G	5.75442G	500k	2
18.575M	5.73575G	5.754325G	19.015M	5.735405G	5.75442G	500k	3
18.8M	5.735625G	5.754425G	19.04M	5.735405G	5.754445G	500k	4

802.11ax HEW20-BF_Nss2,(MCS0)_4TX EBW

5785MHz

10/07/2019

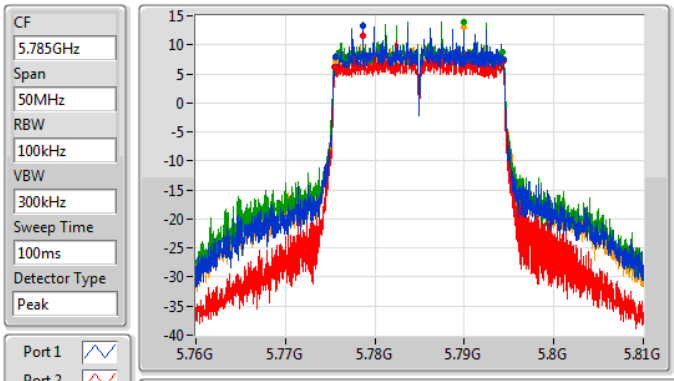

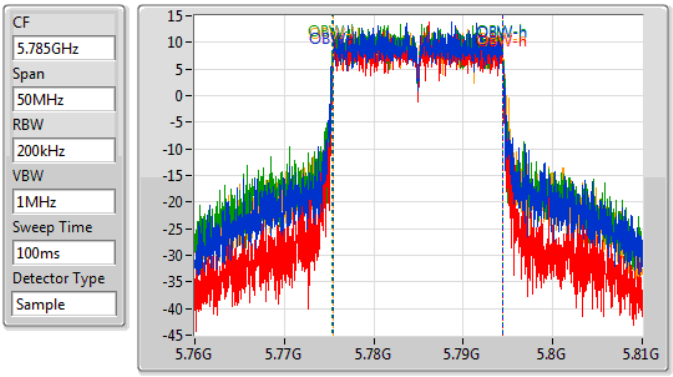

6dB(Hz)	Fl-6dB(Hz)	Fh-6dB(Hz)	OBW(Hz)	Fl-OBW(Hz)	Fh-OBW(Hz)	Limit(Hz)	Port
18.8M	5.77555G	5.79435G	19.015M	5.775405G	5.79442G	500k	1
18.875M	5.7755G	5.794375G	18.941M	5.775455G	5.794395G	500k	2
18.5M	5.775775G	5.794275G	19.04M	5.77538G	5.79442G	500k	3
18.85M	5.77555G	5.7944G	19.04M	5.775405G	5.794445G	500k	4

802.11ax HEW20-BF_Nss2,(MCS0)_4TX EBW

5825MHz

10/07/2019

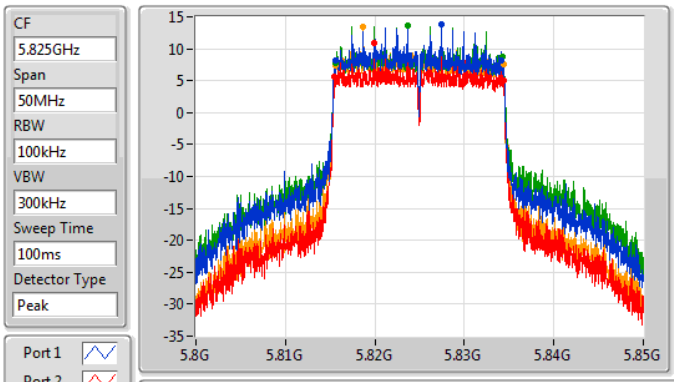

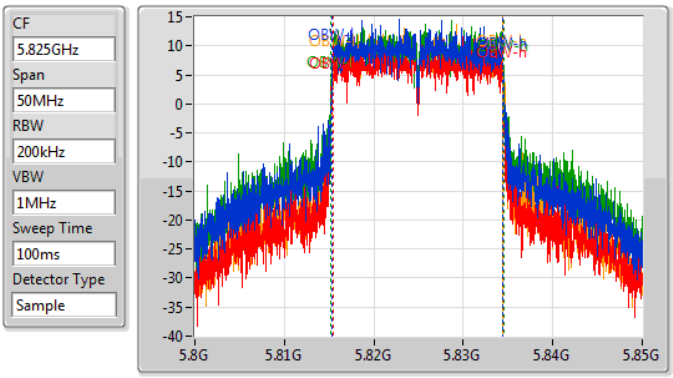

6dB(Hz)	Fl-6dB(Hz)	Fh-6dB(Hz)	OBW(Hz)	Fl-OBW(Hz)	Fh-OBW(Hz)	Limit(Hz)	Port
18.525M	5.81565G	5.834175G	19.115M	5.81533G	5.834445G	500k	1
18.925M	5.8155G	5.834425G	19.015M	5.815405G	5.83442G	500k	2
18.65M	5.815625G	5.834275G	19.34M	5.81523G	5.83457G	500k	3
18.775M	5.8156G	5.834375G	19.015M	5.815405G	5.83442G	500k	4

802.11ax HEW40-BF_Nss2,(MCS0)_4TX EBW

5510MHz

10/07/2019

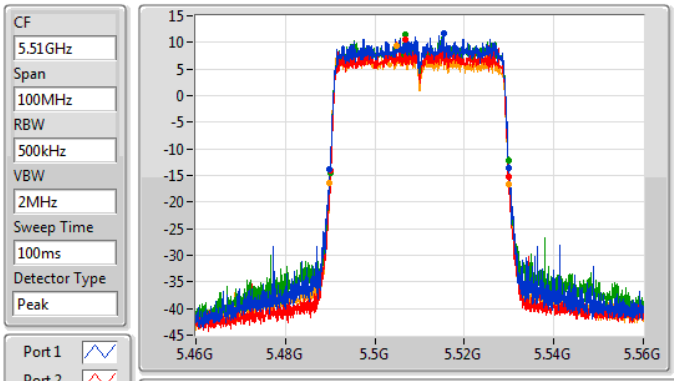

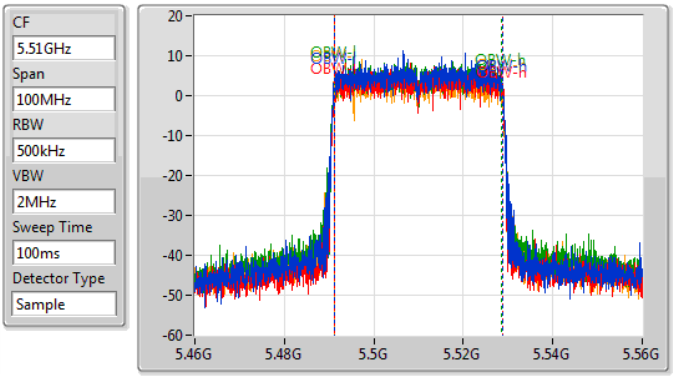

26dB(Hz)	Fl-26dB(Hz)	Fh-26dB(Hz)	OBW(Hz)	Fl-OBW(Hz)	Fh-OBW(Hz)	Limit(Hz)	Port
40.1M	5.4899G	5.53G	37.481M	5.491209G	5.528691G	Inf	1
39.75M	5.49015G	5.5299G	37.531M	5.491209G	5.528741G	Inf	2
39.95M	5.48995G	5.5299G	37.481M	5.491159G	5.528641G	Inf	3
40.15M	5.48975G	5.5299G	37.681M	5.491059G	5.528741G	Inf	4

802.11ax HEW40-BF_Nss2,(MCS0)_4TX EBW

5550MHz

10/07/2019

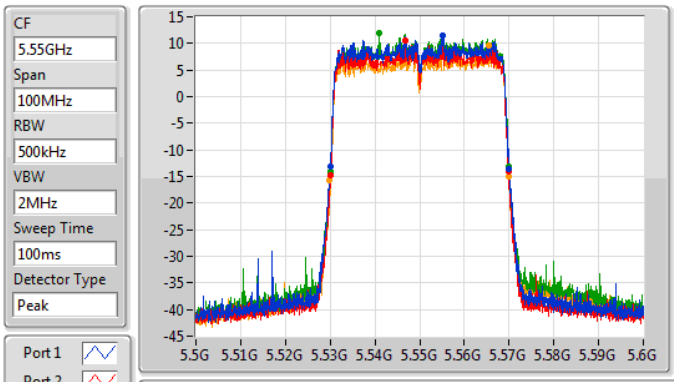

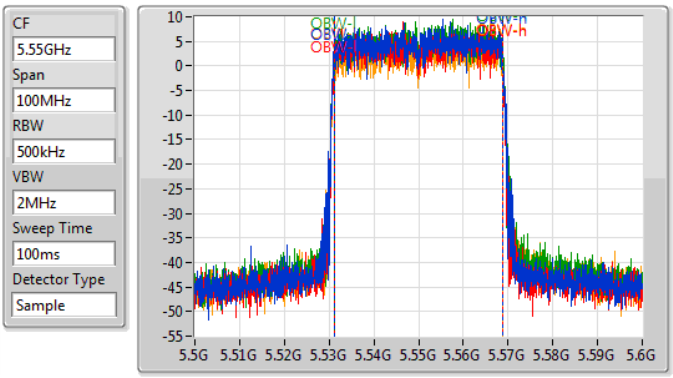

26dB(Hz)	Fl-26dB(Hz)	Fh-26dB(Hz)	OBW(Hz)	Fl-OBW(Hz)	Fh-OBW(Hz)	Limit(Hz)	Port
40.1M	5.52995G	5.57005G	37.531M	5.531159G	5.568691G	Inf	1
39.8M	5.53005G	5.56985G	37.481M	5.531209G	5.568691G	Inf	2
40M	5.53G	5.57G	37.581M	5.531209G	5.568791G	Inf	3
40M	5.5299G	5.5699G	37.631M	5.531159G	5.568791G	Inf	4

802.11ax HEW40-BF_Nss2,(MCS0)_4TX EBW

5670MHz

10/07/2019

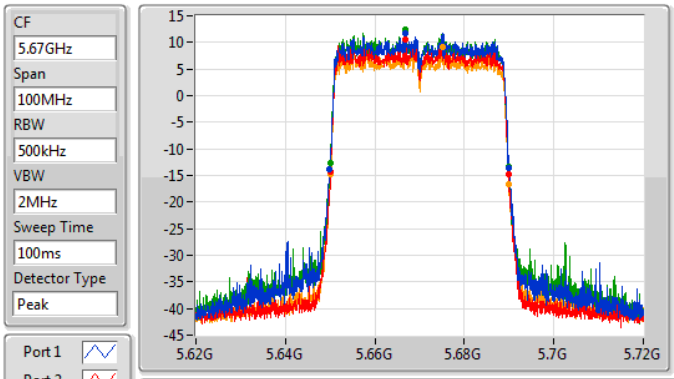

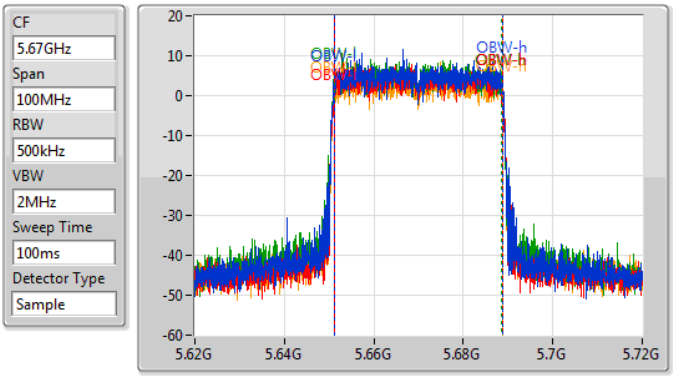

26dB(Hz)	Fl-26dB(Hz)	Fh-26dB(Hz)	OBW(Hz)	Fl-OBW(Hz)	Fh-OBW(Hz)	Limit(Hz)	Port
40.1M	5.6499G	5.69G	37.631M	5.651059G	5.688691G	Inf	1
39.8M	5.65005G	5.68985G	37.531M	5.651209G	5.688741G	Inf	2
39.9M	5.65G	5.6899G	37.531M	5.651109G	5.688641G	Inf	3
40M	5.64995G	5.68995G	37.581M	5.651159G	5.688741G	Inf	4

802.11ax HEW40-BF_Nss2,(MCS0)_4TX EBW

5710MHz Straddle 5.47-5.725GHz

10/07/2019

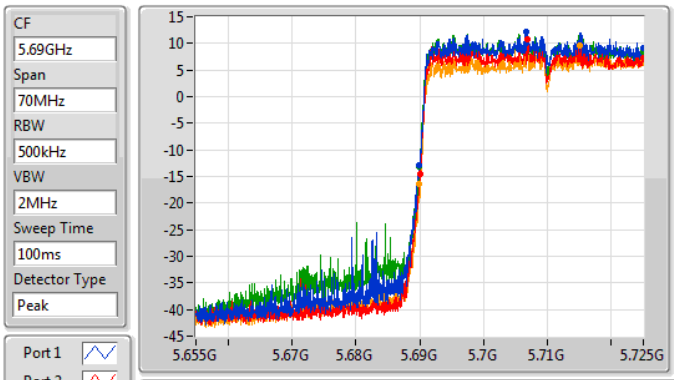

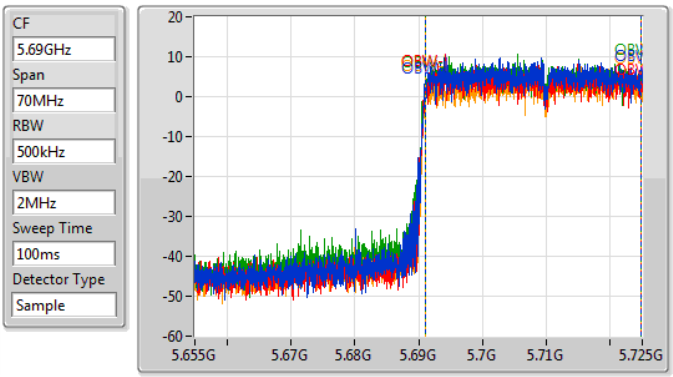

26dB(Hz)	Fl-26dB(Hz)	Fh-26dB(Hz)	OBW(Hz)	Fl-OBW(Hz)	Fh-OBW(Hz)	Limit(Hz)	Port
35.105M	5.689895G	5.725G	33.758M	5.691084G	5.724843G	Inf	1
34.93M	5.69007G	5.725G	33.653M	5.691119G	5.724773G	Inf	2
35.035M	5.689965G	5.725G	33.723M	5.691084G	5.724808G	Inf	3
35.105M	5.689895G	5.725G	33.688M	5.691154G	5.724843G	Inf	4

802.11ax HEW40-BF_Nss2,(MCS0)_4TX EBW

5710MHz Straddle 5.725-5.85GHz

10/07/2019

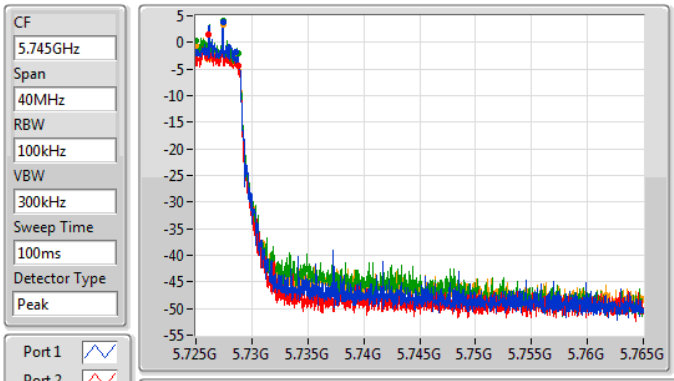

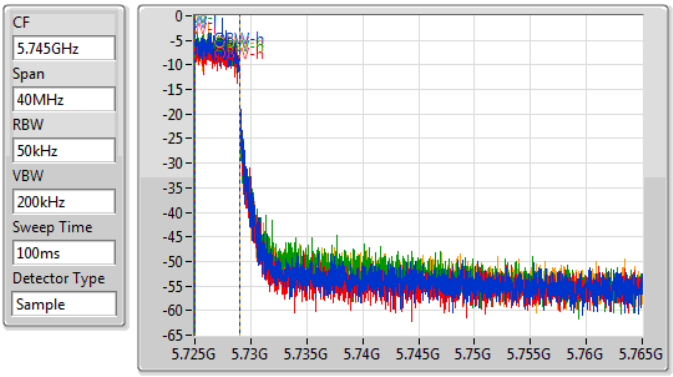

6dB(Hz)	Fl-6dB(Hz)	Fh-6dB(Hz)	OBW(Hz)	Fl-OBW(Hz)	Fh-OBW(Hz)	Limit(Hz)	Port
3.52M	5.72502G	5.72854G	3.998M	5.72501G	5.729008G	500k	1
3.76M	5.725G	5.72876G	3.998M	5.72501G	5.729008G	500k	2
3.76M	5.725G	5.72876G	3.978M	5.72501G	5.728988G	500k	3
3.64M	5.725G	5.72864G	3.998M	5.72501G	5.729008G	500k	4

802.11ax HEW40-BF_Nss2,(MCS0)_4TX EBW

5755MHz

10/07/2019

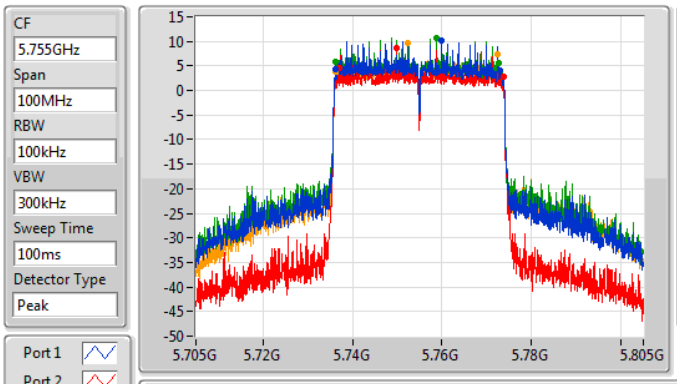

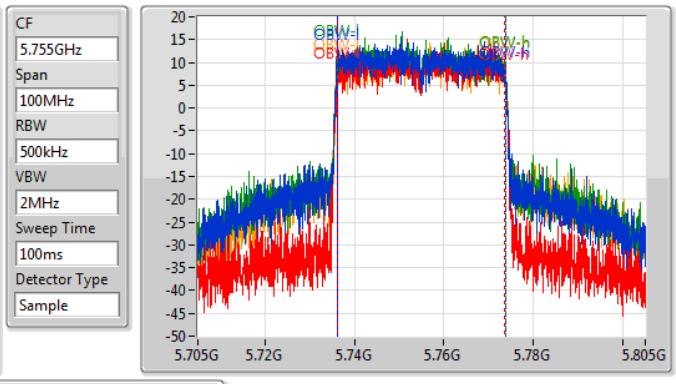

6dB(Hz)	Fl-6dB(Hz)	Fh-6dB(Hz)	OBW(Hz)	Fl-OBW(Hz)	Fh-OBW(Hz)	Limit(Hz)	Port
36.95M	5.73615G	5.7731G	37.681M	5.736059G	5.773741G	500k	1
36.8M	5.7369G	5.7737G	37.531M	5.736109G	5.773641G	500k	2
36.6M	5.7362G	5.7728G	37.631M	5.736059G	5.773691G	500k	3
36.35M	5.73615G	5.7725G	37.631M	5.736109G	5.773741G	500k	4

802.11ax HEW40-BF_Nss2,(MCS0)_4TX EBW

5795MHz

10/07/2019

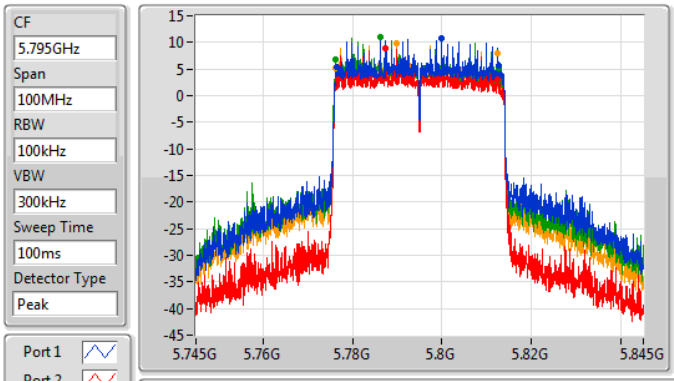

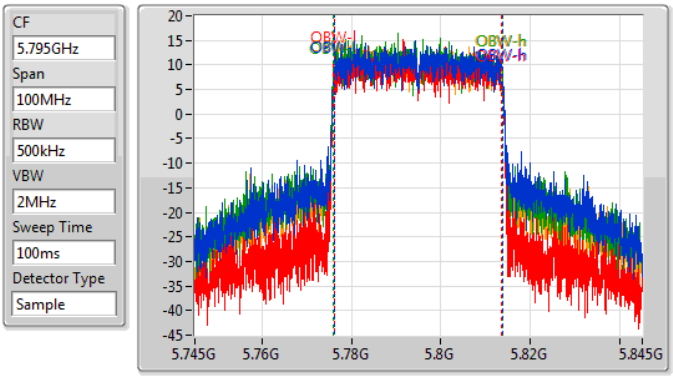

6dB(Hz)	Fl-6dB(Hz)	Fh-6dB(Hz)	OBW(Hz)	Fl-OBW(Hz)	Fh-OBW(Hz)	Limit(Hz)	Port
36.25M	5.77655G	5.8128G	37.681M	5.776109G	5.813791G	500k	1
35.85M	5.77665G	5.8125G	37.581M	5.776059G	5.813641G	500k	2
36.6M	5.7762G	5.8128G	37.681M	5.776009G	5.813691G	500k	3
36.3M	5.77615G	5.81245G	37.581M	5.776059G	5.813641G	500k	4

802.11ax HEW80-BF_Nss2,(MCS0)_4TX EBW

5530MHz

10/07/2019

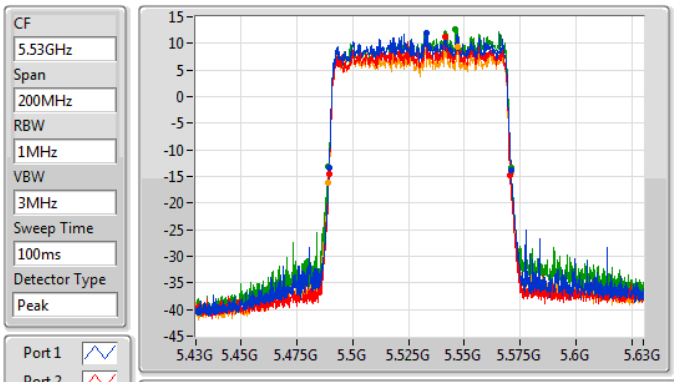

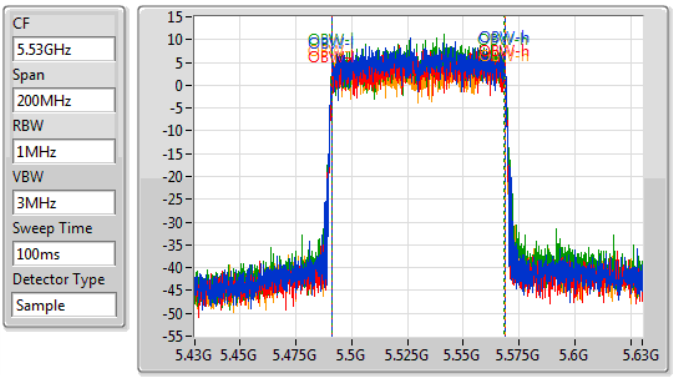

26dB(Hz)	Fl-26dB(Hz)	Fh-26dB(Hz)	OBW(Hz)	Fl-OBW(Hz)	Fh-OBW(Hz)	Limit(Hz)	Port
81.4M	5.4895G	5.5709G	77.061M	5.491519G	5.568581G	Inf	1
81.1M	5.4894G	5.5705G	77.061M	5.491419G	5.568481G	Inf	2
81.5M	5.4893G	5.5708G	76.862M	5.491519G	5.568381G	Inf	3
82M	5.489G	5.571G	77.261M	5.491319G	5.568581G	Inf	4

802.11ax HEW80-BF_Nss2,(MCS0)_4TX EBW

5610MHz

10/07/2019

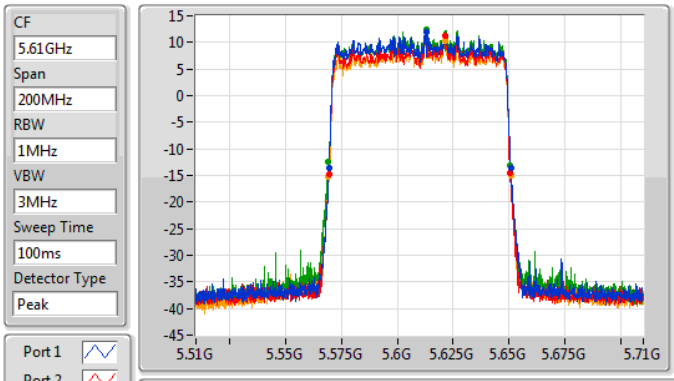

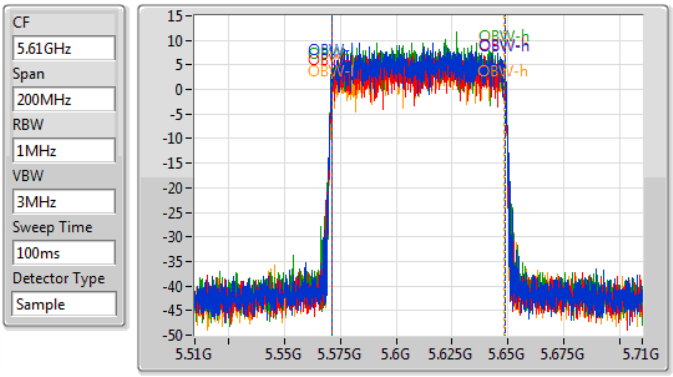

26dB(Hz)	Fl-26dB(Hz)	Fh-26dB(Hz)	OBW(Hz)	Fl-OBW(Hz)	Fh-OBW(Hz)	Limit(Hz)	Port
81.3M	5.5695G	5.6508G	77.161M	5.571319G	5.648481G	Inf	1
81M	5.5694G	5.6504G	77.161M	5.571319G	5.648481G	Inf	2
81.2M	5.5693G	5.6505G	76.962M	5.571519G	5.648481G	Inf	3
81.6M	5.5692G	5.6508G	76.862M	5.571519G	5.648381G	Inf	4

802.11ax HEW80-BF_Nss2,(MCS0)_4TX EBW

5690MHz Straddle 5.47-5.725GHz

10/07/2019

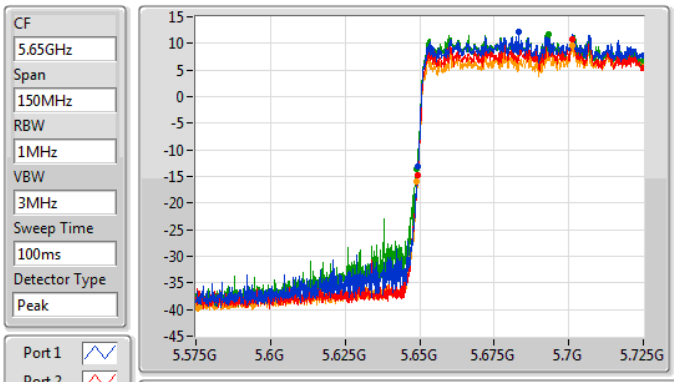

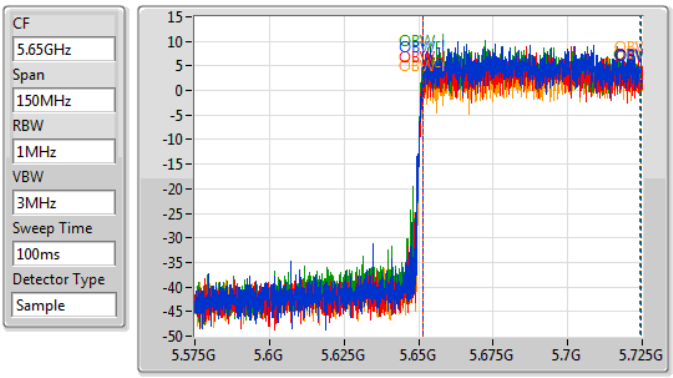

26dB(Hz)	Fl-26dB(Hz)	Fh-26dB(Hz)	OBW(Hz)	Fl-OBW(Hz)	Fh-OBW(Hz)	Limit(Hz)	Port
75.525M	5.649475G	5.725G	73.013M	5.651424G	5.724438G	Inf	1
75.675M	5.649325G	5.725G	73.163M	5.651424G	5.724588G	Inf	2
76.05M	5.64895G	5.725G	73.088M	5.651274G	5.724363G	Inf	3
75.9M	5.6491G	5.725G	73.088M	5.651499G	5.724588G	Inf	4

802.11ax HEW80-BF_Nss2,(MCS0)_4TX

EBW

5690MHz Straddle 5.725-5.85GHz

10/07/2019

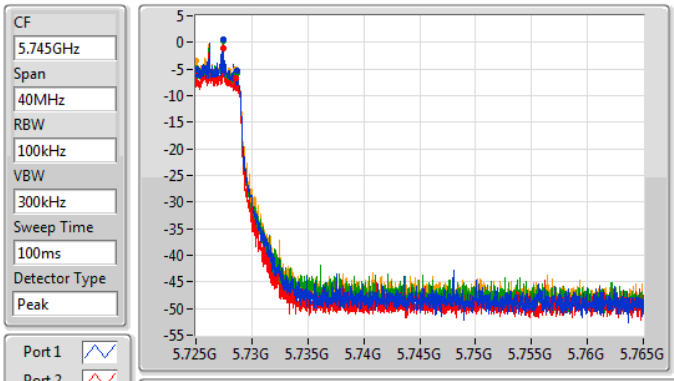

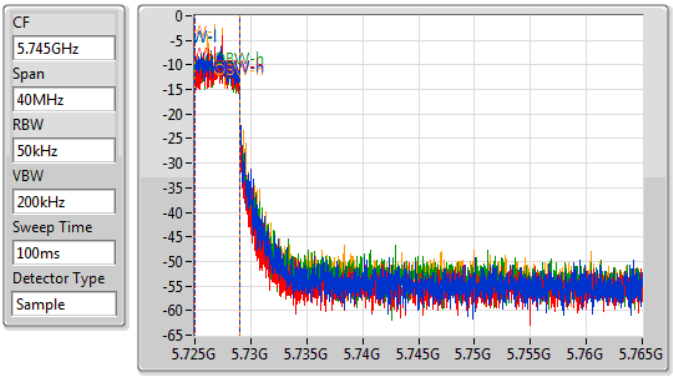

6dB(Hz)	Fl-6dB(Hz)	Fh-6dB(Hz)	OBW(Hz)	Fl-OBW(Hz)	Fh-OBW(Hz)	Limit(Hz)	Port
3.66M	5.72506G	5.72872G	4.018M	5.72501G	5.729028G	500k	1
3.52M	5.725G	5.72852G	3.978M	5.72503G	5.729008G	500k	2
3.68M	5.725G	5.72868G	3.998M	5.72501G	5.729008G	500k	3
3.52M	5.725G	5.72852G	4.018M	5.72501G	5.729028G	500k	4

802.11ax HEW80-BF_Nss2,(MCS0)_4TX

EBW

5775MHz

10/07/2019

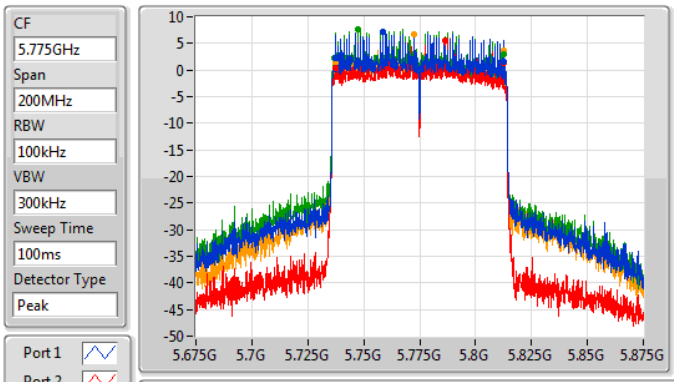

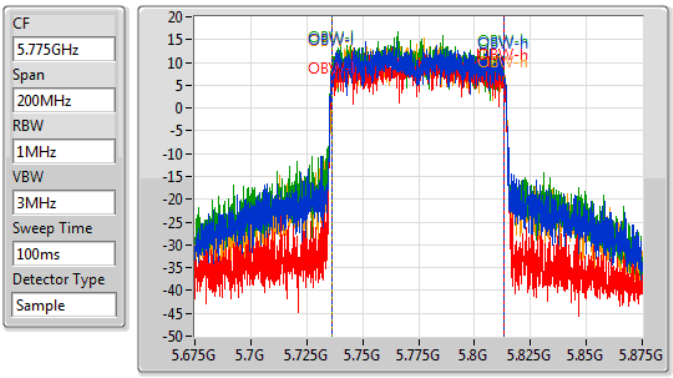

6dB(Hz)	Fl-6dB(Hz)	Fh-6dB(Hz)	OBW(Hz)	Fl-OBW(Hz)	Fh-OBW(Hz)	Limit(Hz)	Port
75.4M	5.7373G	5.8127G	77.061M	5.736219G	5.813281G	500k	1
75.2M	5.7373G	5.8125G	76.862M	5.736319G	5.813181G	500k	2
75.4M	5.7371G	5.8125G	77.161M	5.736119G	5.813281G	500k	3
75.1M	5.7374G	5.8125G	77.161M	5.736219G	5.813381G	500k	4

802.11ax HEW160-BF_Nss2,(MCS0)_4TX

EBW

5570MHz

10/07/2019

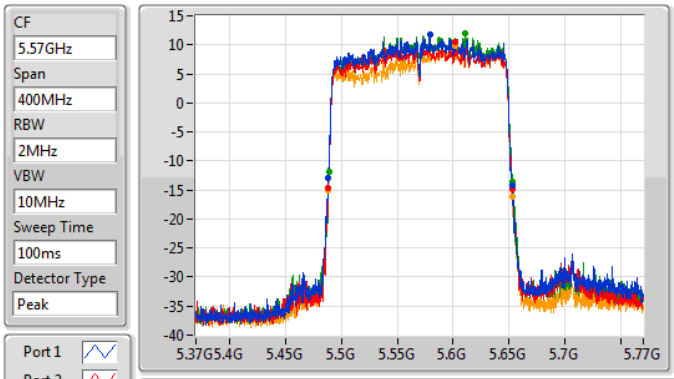

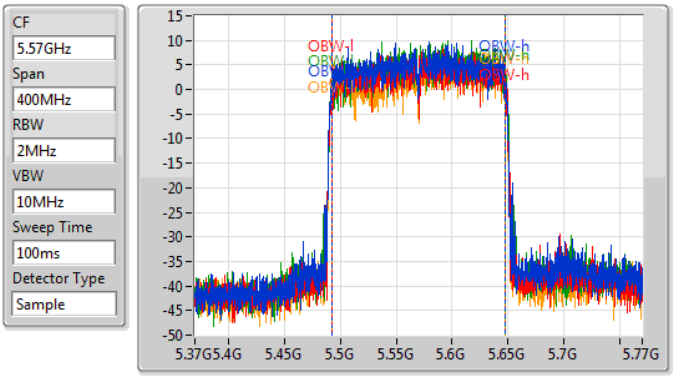

26dB(Hz)	Fl-26dB(Hz)	Fh-26dB(Hz)	OBW(Hz)	Fl-OBW(Hz)	Fh-OBW(Hz)	Limit(Hz)	Port
164.4M	5.4882G	5.6526G	154.523M	5.492839G	5.647361G	Inf	1
164.8M	5.4882G	5.653G	155.122M	5.492439G	5.647561G	Inf	2
164.2M	5.4888G	5.653G	154.923M	5.492839G	5.647761G	Inf	3
164.2M	5.4884G	5.6526G	155.322M	5.492439G	5.647761G	Inf	4

For 2T1S and 4T1S
Summary

Mode	Total Power (dBm)	Total Power (W)
5.15-5.25GHz	-	-
802.11a_Nss1,(6Mbps)_2TX	29.11	0.81470
802.11ax HEW20-BF_Nss1,(MCS0)_2TX	29.48	0.88716
802.11ax HEW40-BF_Nss1,(MCS0)_2TX	27.63	0.57943
802.11ax HEW80-BF_Nss1,(MCS0)_2TX	23.89	0.24491
5.47-5.725GHz	-	-
802.11a_Nss1,(6Mbps)_4TX	22.18	0.16520
802.11ax HEW20-BF_Nss1,(MCS0)_4TX	21.89	0.15453
802.11ax HEW40-BF_Nss1,(MCS0)_4TX	21.84	0.15276
802.11ax HEW80-BF_Nss1,(MCS0)_4TX	21.86	0.15346
802.11ax HEW160-BF_Nss1,(MCS0)_4TX	21.75	0.14962
5.725-5.85GHz	-	-
802.11a_Nss1,(6Mbps)_4TX	29.94	0.98628
802.11ax HEW20-BF_Nss1,(MCS0)_4TX	27.74	0.59429
802.11ax HEW40-BF_Nss1,(MCS0)_4TX	27.68	0.58614
802.11ax HEW80-BF_Nss1,(MCS0)_4TX	27.76	0.59704

Result

Mode	Result	DG (dBi)	Port 1 (dBm)	Port 2 (dBm)	Port 3 (dBm)	Port 4 (dBm)	Total Power (dBm)	Power Limit (dBm)
802.11a_Nss1,(6Mbps)_2TX	-	-	-	-	-	-	-	-
5180MHz	Pass	3.08	20.84	23.40			25.32	30.00
5200MHz	Pass	3.08	24.80	27.10			29.11	30.00
5240MHz	Pass	3.08	23.95	25.30			27.69	30.00
802.11ax HEW20-BF_Nss1,(MCS0)_2TX	-	-	-	-	-	-	-	-
5180MHz	Pass	5.99	19.97	22.00			24.11	30.00
5200MHz	Pass	5.99	24.78	26.77			28.90	30.00
5240MHz	Pass	5.99	25.52	27.25			29.48	30.00
802.11ax HEW40-BF_Nss1,(MCS0)_2TX	-	-	-	-	-	-	-	-
5190MHz	Pass	5.99	19.15	21.20			23.31	30.00
5230MHz	Pass	5.99	24.08	25.10			27.63	30.00
802.11ax HEW80-BF_Nss1,(MCS0)_2TX	-	-	-	-	-	-	-	-
5210MHz	Pass	5.99	20.14	21.52			23.89	30.00
802.11a_Nss1,(6Mbps)_4TX	-	-	-	-	-	-	-	-
5500MHz	Pass	2.22	16.88	15.62	16.18	15.84	22.18	23.98
5580MHz	Pass	2.22	16.44	15.58	16.30	15.25	21.94	23.98
5700MHz	Pass	2.22	16.63	15.67	16.50	15.58	22.14	23.98
5720MHz Straddle 5.47-5.725GHz	Pass	2.22	15.46	14.30	15.56	14.57	21.03	22.91
5720MHz Straddle 5.725-5.85GHz	Pass	2.23	9.16	8.26	8.72	8.15	14.61	30.00
5745MHz	Pass	2.23	24.61	22.86	24.31	23.69	29.94	30.00
5785MHz	Pass	2.23	24.66	22.81	24.30	23.56	29.91	30.00
5825MHz	Pass	2.23	24.64	22.01	24.48	24.00	29.92	30.00
802.11ax HEW20-BF_Nss1,(MCS0)_4TX	-	-	-	-	-	-	-	-
5500MHz	Pass	8.07	16.52	15.21	16.08	15.41	21.86	21.91
5580MHz	Pass	8.07	16.37	15.38	16.38	15.23	21.89	21.91
5700MHz	Pass	8.07	16.28	15.41	16.04	15.53	21.85	21.91
5720MHz Straddle 5.47-5.725GHz	Pass	8.07	15.36	14.44	15.01	14.51	20.87	20.89
5720MHz Straddle 5.725-5.85GHz	Pass	8.21	10.15	9.06	9.59	9.18	15.54	27.79
5745MHz	Pass	8.21	22.22	20.76	22.01	21.26	27.62	27.79
5785MHz	Pass	8.21	22.65	20.42	22.20	21.29	27.74	27.79
5825MHz	Pass	8.21	22.26	20.34	22.56	21.17	27.69	27.79
802.11ax HEW40-BF_Nss1,(MCS0)_4TX	-	-	-	-	-	-	-	-
5510MHz	Pass	8.07	16.17	15.28	15.79	15.49	21.72	21.91
5550MHz	Pass	8.07	16.31	15.28	16.12	15.46	21.83	21.91
5670MHz	Pass	8.07	16.44	15.15	16.22	15.33	21.84	21.91
5710MHz Straddle 5.47-5.725GHz	Pass	8.07	16.28	15.10	16.12	15.20	21.73	21.91
5710MHz Straddle 5.725-5.85GHz	Pass	8.21	6.13	5.01	6.02	5.53	11.72	27.79
5755MHz	Pass	8.21	22.45	20.50	22.31	21.05	27.68	27.79
5795MHz	Pass	8.21	22.26	20.32	22.01	21.21	27.54	27.79
802.11ax HEW80-BF_Nss1,(MCS0)_4TX	-	-	-	-	-	-	-	-
5530MHz	Pass	8.07	16.40	15.32	16.29	15.21	21.86	21.91
5610MHz	Pass	8.07	16.25	15.25	16.08	15.34	21.77	21.91
5690MHz Straddle 5.47-5.725GHz	Pass	8.07	16.35	15.16	16.07	15.11	21.73	21.91
5690MHz Straddle 5.725-5.85GHz	Pass	8.21	2.39	1.10	1.82	1.72	7.80	27.79

Mode	Result	DG (dBi)	Port 1 (dBm)	Port 2 (dBm)	Port 3 (dBm)	Port 4 (dBm)	Total Power (dBm)	Power Limit (dBm)
5775MHz	Pass	8.21	22.21	20.42	22.95	20.91	27.76	27.79
802.11ax HEW160-BF_Nss1,(MCS0)_4TX	-	-	-	-	-	-	-	-
5570MHz	Pass	8.07	16.19	15.43	15.95	15.29	21.75	21.91

DG = Directional Gain; **Port X** = Port X output power

802.11a_Nss1,(6Mbps)_4TX — AV Power

5720MHz Straddle 5.47-5.725GHz

20/06/2019

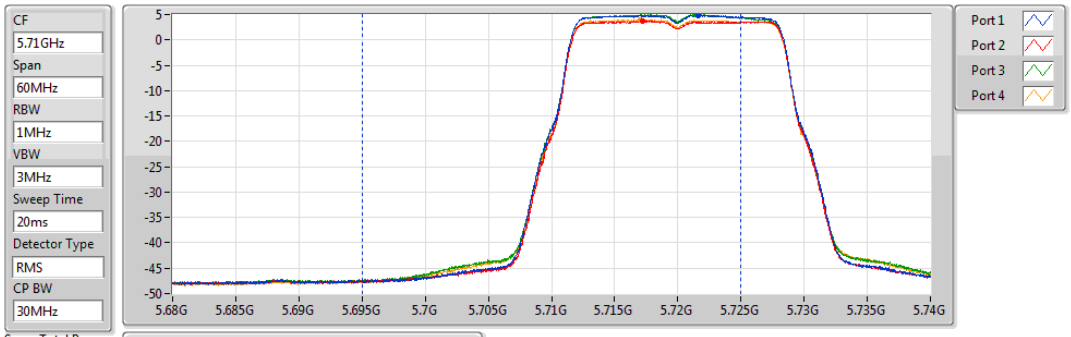

Sum=Total Power
PX=Port X

Sum(dBm)	P1(dBm)	P2(dBm)	P3(dBm)	P4(dBm)
21.03	15.46	14.30	15.56	14.57

802.11a_Nss1,(6Mbps)_4TX — AV Power

5720MHz Straddle 5.725-5.85GHz

20/06/2019

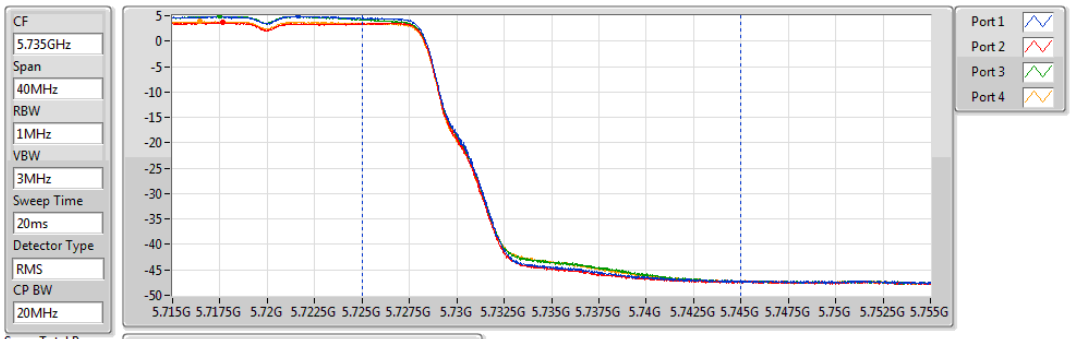

Sum=Total Power
PX=Port X

Sum(dBm)	P1(dBm)	P2(dBm)	P3(dBm)	P4(dBm)
14.61	9.16	8.26	8.72	8.15

802.11ax HEW20-BF_Nss1,(MCS0)_4TX — AV Power

5720MHz Straddle 5.47-5.725GHz

20/06/2019

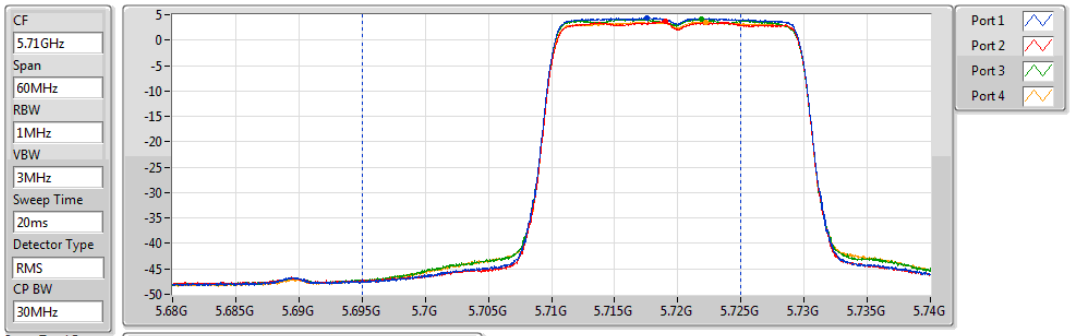

Sum=Total Power
PX=Port X

Sum(dBm)	P1(dBm)	P2(dBm)	P3(dBm)	P4(dBm)
20.87	15.36	14.44	15.01	14.51

802.11ax HEW20-BF_Nss1,(MCS0)_4TX — AV Power

5720MHz Straddle 5.725-5.85GHz

20/06/2019

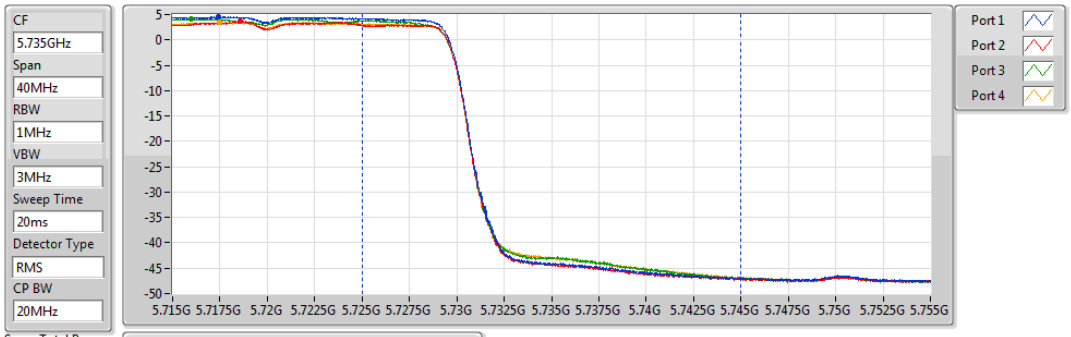

Sum=Total Power
PX=Port X

Sum(dBm)	P1(dBm)	P2(dBm)	P3(dBm)	P4(dBm)
15.54	10.15	9.06	9.59	9.18

802.11ax HEW40-BF_Nss1,(MCS0)_4TX — AV Power

5710MHz Straddle 5.47-5.725GHz

20/06/2019

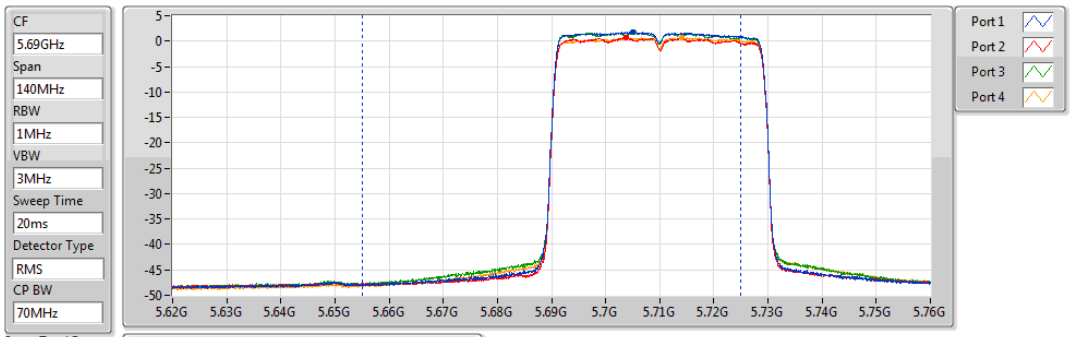

Sum=Total Power
PX=Port X

Sum(dBm)	P1(dBm)	P2(dBm)	P3(dBm)	P4(dBm)
21.73	16.28	15.10	16.12	15.20

802.11ax HEW40-BF_Nss1,(MCS0)_4TX — AV Power

5710MHz Straddle 5.725-5.85GHz

20/06/2019

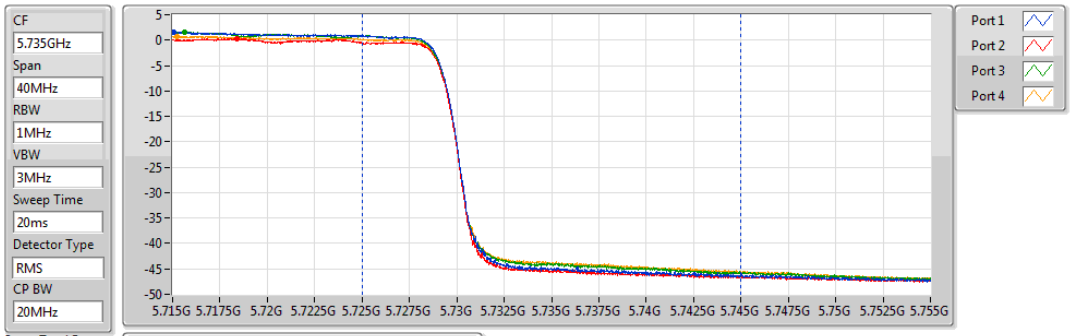

Sum=Total Power
PX=Port X

Sum(dBm)	P1(dBm)	P2(dBm)	P3(dBm)	P4(dBm)
11.72	6.13	5.01	6.02	5.53

802.11ax HEW80-BF_Nss1,(MCS0)_4TX **AV Power**

5690MHz Straddle 5.47-5.725GHz

20/06/2019

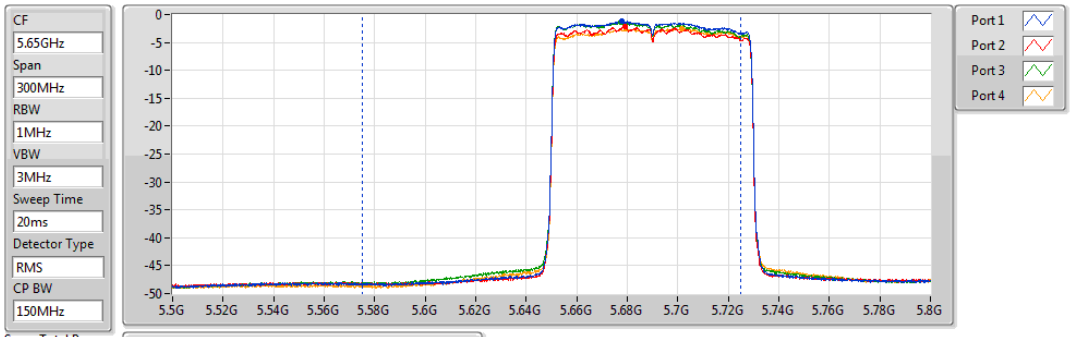

Sum=Total Power
PX=Port X

Sum(dBm)	P1(dBm)	P2(dBm)	P3(dBm)	P4(dBm)
21.73	16.35	15.16	16.07	15.11

802.11ax HEW80-BF_Nss1,(MCS0)_4TX **AV Power**

5690MHz Straddle 5.725-5.85GHz

20/06/2019

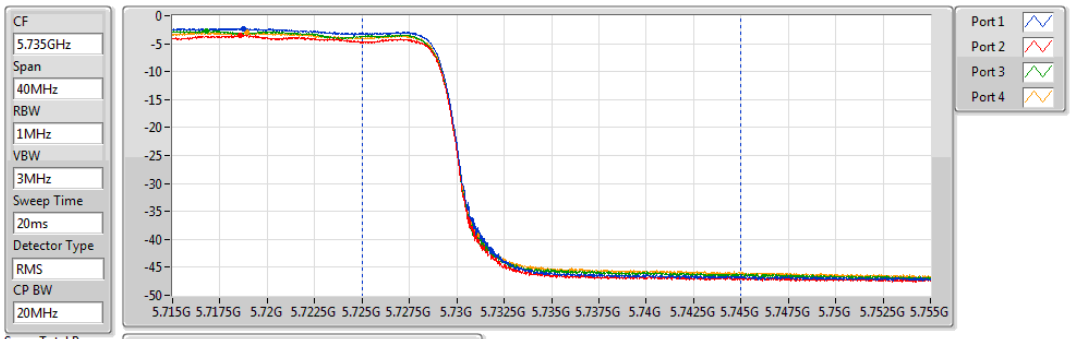

Sum=Total Power
PX=Port X

Sum(dBm)	P1(dBm)	P2(dBm)	P3(dBm)	P4(dBm)
7.80	2.39	1.10	1.82	1.72

For 2T2S and 4T2S
Summary

Mode	Total Power (dBm)	Total Power (W)
5.15-5.25GHz	-	-
802.11ax HEW20_Nss2,(MCS0)_2TX	28.41	0.69343
802.11ax HEW40_Nss2,(MCS0)_2TX	27.28	0.53456
802.11ax HEW80_Nss2,(MCS0)_2TX	23.41	0.21928
5.47-5.725GHz	-	-
802.11ax HEW20-BF_Nss2,(MCS0)_4TX	23.95	0.24831
802.11ax HEW40-BF_Nss2,(MCS0)_4TX	23.90	0.24547
802.11ax HEW80-BF_Nss2,(MCS0)_4TX	23.89	0.24491
802.11ax HEW160-BF_Nss2,(MCS0)_4TX	23.91	0.24604
5.725-5.85GHz	-	-
802.11ax HEW20-BF_Nss2,(MCS0)_4TX	29.97	0.99312
802.11ax HEW40-BF_Nss2,(MCS0)_4TX	29.93	0.98401
802.11ax HEW80-BF_Nss2,(MCS0)_4TX	29.15	0.82224

Result

Mode	Result	DG (dBi)	Port 1 (dBm)	Port 2 (dBm)	Port 3 (dBm)	Port 4 (dBm)	Total Power (dBm)	Power Limit (dBm)
802.11ax HEW20_Nss2,(MCS0)_2TX	-	-	-	-	-	-	-	-
5180MHz	Pass	3.08	20.13	22.29			24.35	30.00
5200MHz	Pass	3.08	24.38	26.23			28.41	30.00
5240MHz	Pass	3.08	23.57	25.10			27.41	30.00
802.11ax HEW40_Nss2,(MCS0)_2TX	-	-	-	-	-	-	-	-
5190MHz	Pass	3.08	19.09	21.17			23.26	30.00
5230MHz	Pass	3.08	23.43	24.98			27.28	30.00
802.11ax HEW80_Nss2,(MCS0)_2TX	-	-	-	-	-	-	-	-
5210MHz	Pass	3.08	19.83	20.90			23.41	30.00
802.11ax HEW20-BF_Nss2,(MCS0)_4TX	-	-	-	-	-	-	-	-
5500MHz	Pass	5.22	18.62	17.03	18.87	16.59	23.91	23.98
5580MHz	Pass	5.22	18.50	17.05	18.84	16.71	23.89	23.98
5700MHz	Pass	5.22	18.06	17.11	18.50	17.92	23.95	23.98
5720MHz Straddle 5.47-5.725GHz	Pass	5.22	17.63	16.19	17.73	15.46	22.88	22.94
5720MHz Straddle 5.725-5.85GHz	Pass	5.23	11.98	10.69	12.12	11.33	17.59	30.00
5745MHz	Pass	5.23	24.14	22.87	24.84	23.37	29.89	30.00
5785MHz	Pass	5.23	24.08	22.84	24.71	23.96	29.97	30.00
5825MHz	Pass	5.23	24.34	21.99	24.33	24.05	29.80	30.00
802.11ax HEW40-BF_Nss2,(MCS0)_4TX	-	-	-	-	-	-	-	-
5510MHz	Pass	5.22	18.53	17.06	18.65	16.37	23.78	23.98
5550MHz	Pass	5.22	18.51	17.40	18.80	16.39	23.90	23.98
5670MHz	Pass	5.22	18.53	17.32	18.83	16.18	23.86	23.98
5710MHz Straddle 5.47-5.725GHz	Pass	5.22	18.62	17.09	18.85	16.20	23.84	23.98
5710MHz Straddle 5.725-5.85GHz	Pass	5.23	8.58	7.00	8.56	8.02	14.11	30.00
5755MHz	Pass	5.23	24.07	22.57	24.53	23.53	29.76	30.00
5795MHz	Pass	5.23	24.38	22.56	24.42	24.02	29.93	30.00
802.11ax HEW80-BF_Nss2,(MCS0)_4TX	-	-	-	-	-	-	-	-
5530MHz	Pass	5.22	18.49	17.28	18.97	16.23	23.89	23.98
5610MHz	Pass	5.22	18.37	17.13	18.68	16.74	23.83	23.98
5690MHz Straddle 5.47-5.725GHz	Pass	5.22	18.62	17.16	18.77	16.31	23.85	23.98
5690MHz Straddle 5.725-5.85GHz	Pass	5.23	4.70	3.18	4.30	4.75	10.30	30.00
5775MHz	Pass	5.23	23.41	21.90	23.97	22.99	29.15	30.00
802.11ax HEW160-BF_Nss2,(MCS0)_4TX	-	-	-	-	-	-	-	-
5570MHz	Pass	5.22	18.34	17.04	18.49	17.53	23.91	23.98

DG = Directional Gain; **Port X** = Port X output power

802.11ax HEW20-BF_Nss2,(MCS0)_4TX — AV Power

5720MHz Straddle 5.47-5.725GHz

10/07/2019

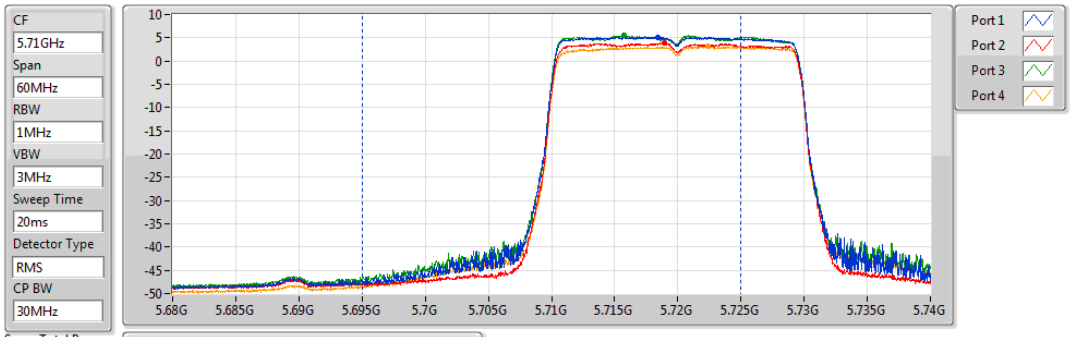

Sum=Total Power
PX=Port X

Sum(dBm)	P1(dBm)	P2(dBm)	P3(dBm)	P4(dBm)
22.88	17.63	16.19	17.73	15.46

802.11ax HEW20-BF_Nss2,(MCS0)_4TX — AV Power

5720MHz Straddle 5.725-5.85GHz

10/07/2019

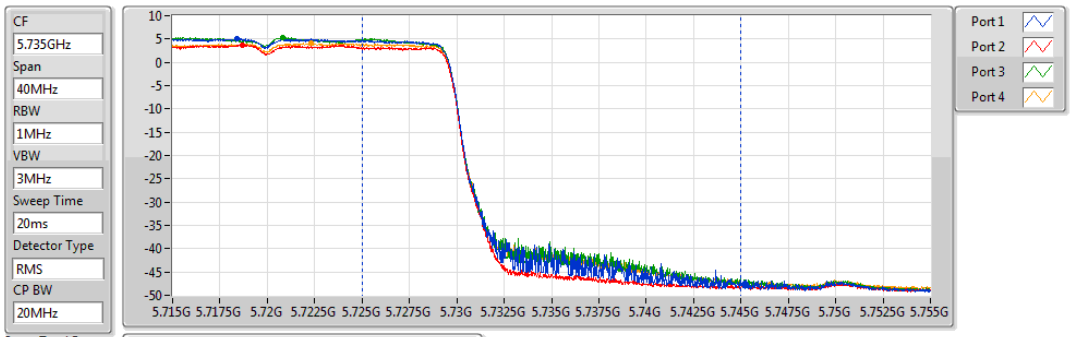

Sum=Total Power
PX=Port X

Sum(dBm)	P1(dBm)	P2(dBm)	P3(dBm)	P4(dBm)
17.59	11.98	10.69	12.12	11.33

802.11ax HEW40-BF_Nss2,(MCS0)_4TX — AV Power

5710MHz Straddle 5.47-5.725GHz

10/07/2019

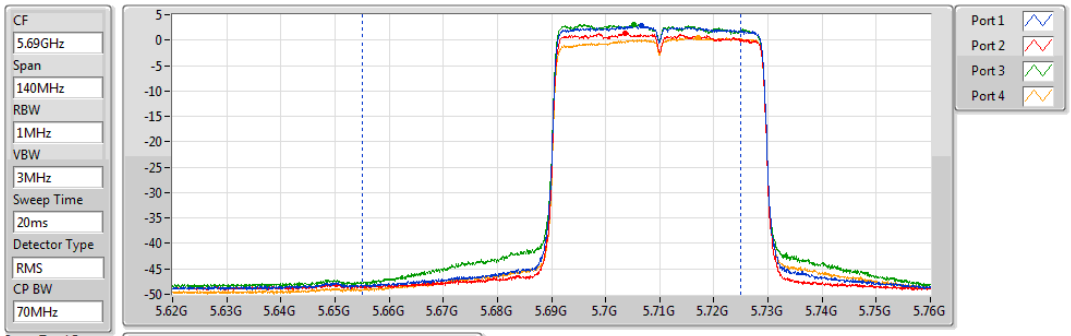

Sum=Total Power
PX=Port X

Sum(dBm)	P1(dBm)	P2(dBm)	P3(dBm)	P4(dBm)
23.84	18.62	17.09	18.85	16.20

802.11ax HEW40-BF_Nss2,(MCS0)_4TX AV Power

5710MHz Straddle 5.725-5.85GHz

10/07/2019

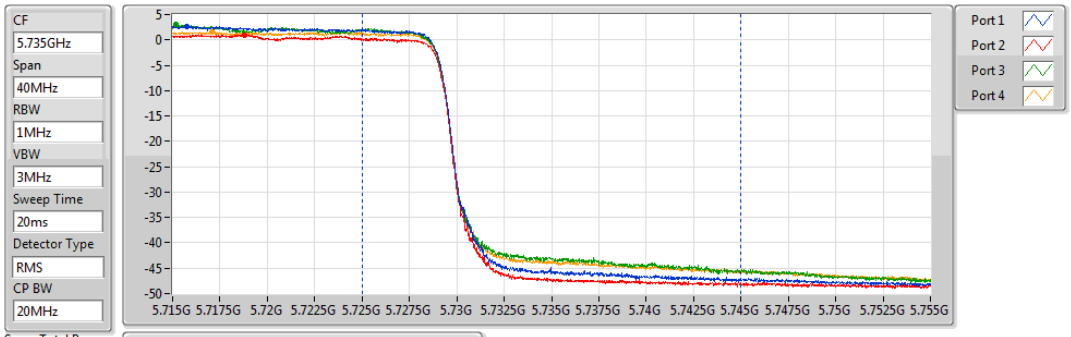

Sum=Total Power
PX=Port X

Sum(dBm)	P1(dBm)	P2(dBm)	P3(dBm)	P4(dBm)
14.11	8.58	7.00	8.56	8.02

802.11ax HEW80-BF_Nss2,(MCS0)_4TX AV Power

5690MHz Straddle 5.47-5.725GHz

10/07/2019

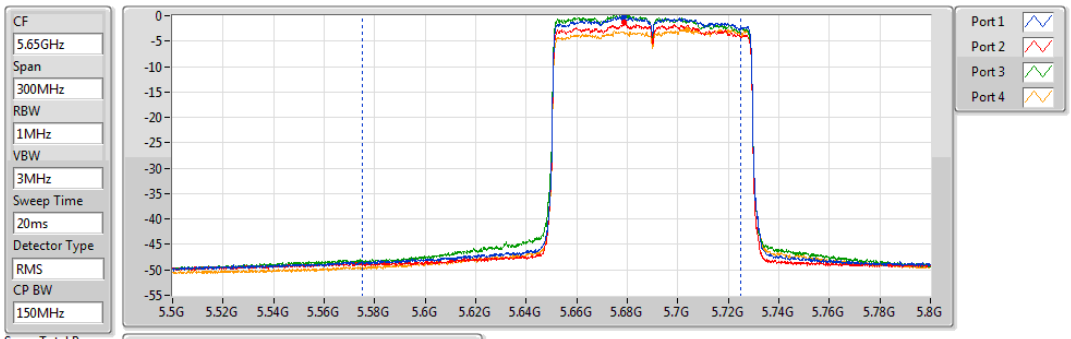

Sum=Total Power
PX=Port X

Sum(dBm)	P1(dBm)	P2(dBm)	P3(dBm)	P4(dBm)
23.85	18.62	17.16	18.77	16.31

802.11ax HEW80-BF_Nss2,(MCS0)_4TX AV Power

5690MHz Straddle 5.725-5.85GHz

10/07/2019

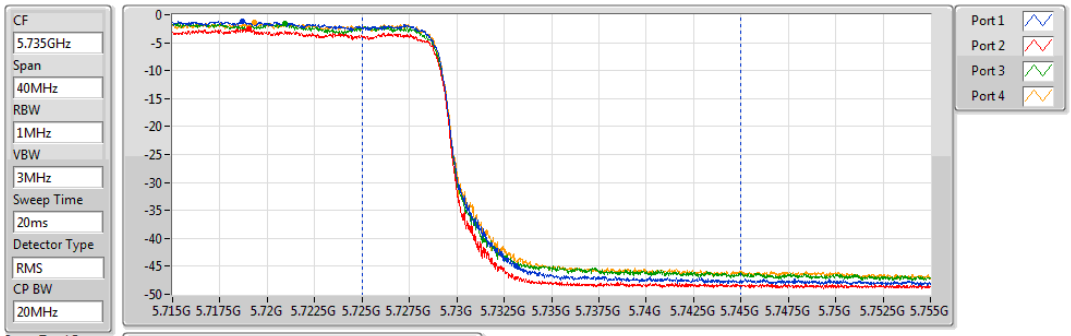

Sum=Total Power
PX=Port X

Sum(dBm)	P1(dBm)	P2(dBm)	P3(dBm)	P4(dBm)
10.30	4.70	3.18	4.30	4.75

For 2T1S and 4T1S
Summary

Mode	PD (dBm/RBW)
5.15-5.25GHz	-
802.11a_Nss1,(6Mbps)_2TX	16.24
802.11ax HEW20-BF_Nss1,(MCS0)_2TX	15.67
802.11ax HEW40-BF_Nss1,(MCS0)_2TX	11.19
802.11ax HEW80-BF_Nss1,(MCS0)_2TX	4.76
5.47-5.725GHz	-
802.11a_Nss1,(6Mbps)_4TX	8.90
802.11ax HEW20-BF_Nss1,(MCS0)_4TX	8.26
802.11ax HEW40-BF_Nss1,(MCS0)_4TX	5.91
802.11ax HEW80-BF_Nss1,(MCS0)_4TX	2.80
802.11ax HEW160-BF_Nss1,(MCS0)_4TX	-0.09
5.725-5.85GHz	-
802.11a_Nss1,(6Mbps)_4TX	15.36
802.11ax HEW20-BF_Nss1,(MCS0)_4TX	12.82
802.11ax HEW40-BF_Nss1,(MCS0)_4TX	9.85
802.11ax HEW80-BF_Nss1,(MCS0)_4TX	8.07

RBW = 500 kHz for 5.725-5.85GHz band / 1MHz for other band;

Result

Mode	Result	DG (dBi)	Port 1 (dBm/RBW)	Port 2 (dBm/RBW)	Port 3 (dBm/RBW)	Port 4 (dBm/RBW)	PD (dBm/RBW)	PD Limit (dBm/RBW)
802.11a_Nss1,(6Mbps)_2TX	-	-	-	-	-	-	-	-
5180MHz	Pass	5.99	8.08	10.45			12.36	17.00
5200MHz	Pass	5.99	12.11	14.18			16.24	17.00
5240MHz	Pass	5.99	11.13	12.37			14.75	17.00
802.11ax HEW20-BF_Nss1,(MCS0)_2TX	-	-	-	-	-	-	-	-
5180MHz	Pass	5.99	6.27	8.23			10.34	17.00
5200MHz	Pass	5.99	10.79	12.14			14.50	17.00
5240MHz	Pass	5.99	11.79	13.45			15.67	17.00
802.11ax HEW40-BF_Nss1,(MCS0)_2TX	-	-	-	-	-	-	-	-
5190MHz	Pass	5.99	2.75	4.78			6.87	17.00
5230MHz	Pass	5.99	7.60	8.71			11.19	17.00
802.11ax HEW80-BF_Nss1,(MCS0)_2TX	-	-	-	-	-	-	-	-
5210MHz	Pass	5.99	1.08	2.39			4.76	17.00
802.11a_Nss1,(6Mbps)_4TX	-	-	-	-	-	-	-	-
5500MHz	Pass	8.07	3.36	2.25	3.05	2.32	8.71	8.93
5580MHz	Pass	8.07	3.25	2.34	3.19	2.05	8.73	8.93
5700MHz	Pass	8.07	3.25	2.36	3.55	2.52	8.90	8.93
5720MHz Straddle 5.47-5.725GHz	Pass	8.07	3.42	2.27	3.41	2.41	8.86	8.93
5720MHz Straddle 5.725-5.85GHz	Pass	8.21	1.51	0.56	1.29	0.54	6.96	27.79
5745MHz	Pass	8.21	9.82	8.25	9.61	8.67	15.11	27.79
5785MHz	Pass	8.21	9.74	7.79	9.36	8.55	14.85	27.79
5825MHz	Pass	8.21	10.13	7.52	10.02	9.54	15.36	27.79
802.11ax HEW20-BF_Nss1,(MCS0)_4TX	-	-	-	-	-	-	-	-
5500MHz	Pass	8.07	2.94	1.97	2.55	1.96	8.24	8.93
5580MHz	Pass	8.07	2.66	2.09	2.65	1.75	8.26	8.93
5700MHz	Pass	8.07	2.57	1.96	2.38	1.73	8.06	8.93
5720MHz Straddle 5.47-5.725GHz	Pass	8.07	2.76	2.20	2.63	1.93	8.26	8.93
5720MHz Straddle 5.725-5.85GHz	Pass	8.21	1.29	-0.02	0.89	0.14	6.57	27.79
5745MHz	Pass	8.21	6.91	5.52	6.73	5.87	12.23	27.79
5785MHz	Pass	8.21	7.66	5.88	7.69	6.23	12.82	27.79
5825MHz	Pass	8.21	6.97	5.31	7.75	5.96	12.54	27.79
802.11ax HEW40-BF_Nss1,(MCS0)_4TX	-	-	-	-	-	-	-	-
5510MHz	Pass	8.07	-0.22	-0.98	-0.48	-0.98	5.25	8.93
5550MHz	Pass	8.07	-0.15	-1.10	-0.11	-0.93	5.40	8.93
5670MHz	Pass	8.07	-0.15	-0.93	-0.20	-1.32	5.28	8.93
5710MHz Straddle 5.47-5.725GHz	Pass	8.07	0.52	-0.47	0.49	-0.47	5.91	8.93
5710MHz Straddle 5.725-5.85GHz	Pass	8.21	-1.98	-3.46	-2.09	-2.87	3.37	27.79
5755MHz	Pass	8.21	4.05	2.16	4.04	3.06	9.31	27.79
5795MHz	Pass	8.21	4.60	2.63	4.64	3.42	9.85	27.79
802.11ax HEW80-BF_Nss1,(MCS0)_4TX	-	-	-	-	-	-	-	-
5530MHz	Pass	8.07	-2.75	-3.77	-2.68	-4.15	2.59	8.93
5610MHz	Pass	8.07	-3.06	-3.82	-3.11	-3.72	2.53	8.93
5690MHz Straddle 5.47-5.725GHz	Pass	8.07	-2.56	-3.50	-2.67	-3.72	2.80	8.93
5690MHz Straddle 5.725-5.85GHz	Pass	8.21	-5.92	-7.17	-6.38	-6.59	-0.53	27.79

Mode	Result	DG (dBi)	Port 1 (dBm/RBW)	Port 2 (dBm/RBW)	Port 3 (dBm/RBW)	Port 4 (dBm/RBW)	PD (dBm/RBW)	PD Limit (dBm/RBW)
5775MHz	Pass	8.21	2.40	0.68	3.79	1.49	8.07	27.79
802.11ax HEW160-BF_Nss1,(MCS0)_4TX	-	-	-	-	-	-	-	-
5570MHz	Pass	8.07	-5.49	-6.30	-5.52	-6.79	-0.09	8.93

DG = Directional Gain; **RBW** = 500 kHz for 5.725-5.85GHz band / 1MHz for other band;
PD = trace bin-by-bin of each transmits port summing can be performed maximum power density; **Port X** = Port X power density;

802.11a_Nss1,(6Mbps)_2TX PSD

5180MHz

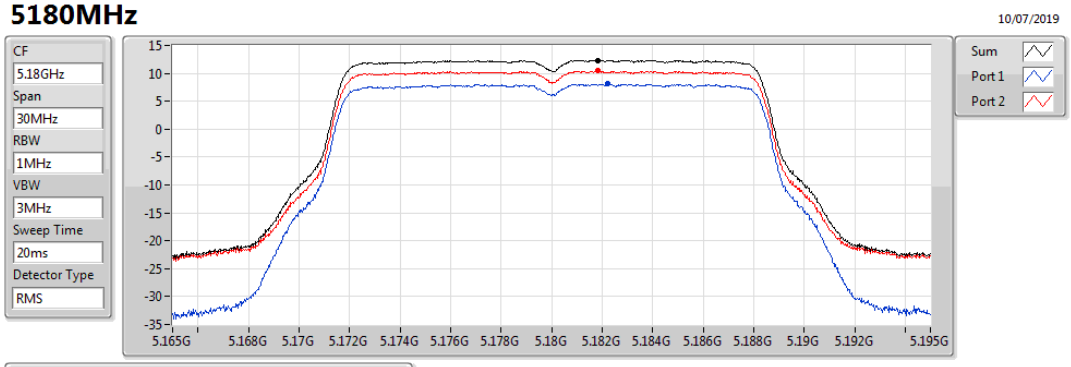

Sum	PD	Port 1	Port 2
(dBm/RBW)	(dBm/RBW)	(dBm/RBW)	(dBm/RBW)
12.36	12.36	8.08	10.45

802.11a_Nss1,(6Mbps)_2TX PSD

5200MHz

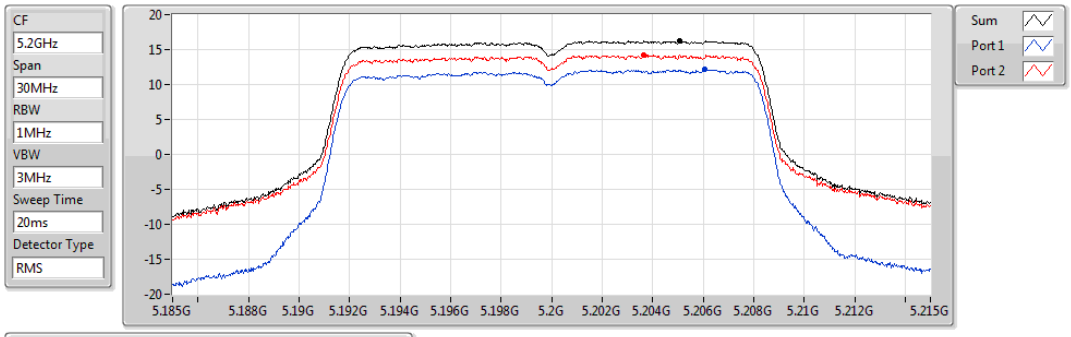

Sum	PD	Port 1	Port 2
(dBm/RBW)	(dBm/RBW)	(dBm/RBW)	(dBm/RBW)
16.24	16.24	12.11	14.18

802.11a_Nss1,(6Mbps)_2TX PSD

5240MHz

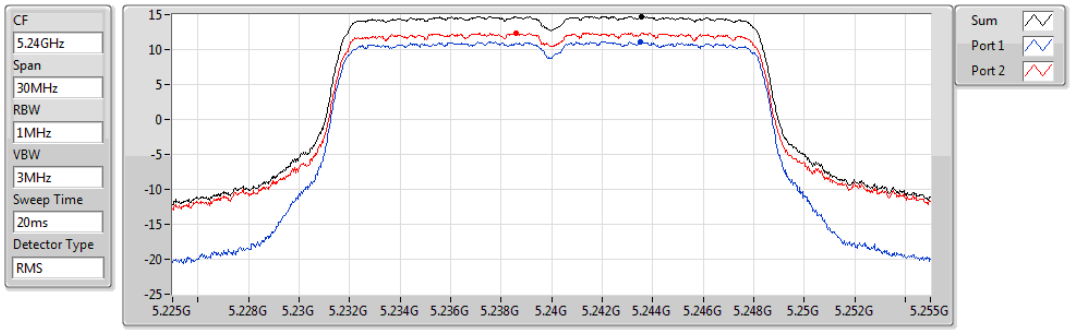

Sum	PD	Port 1	Port 2
(dBm/RBW)	(dBm/RBW)	(dBm/RBW)	(dBm/RBW)
14.75	14.75	11.13	12.37

802.11ax HEW20-BF_Nss1,(MCS0)_2TX PSD

5180MHz

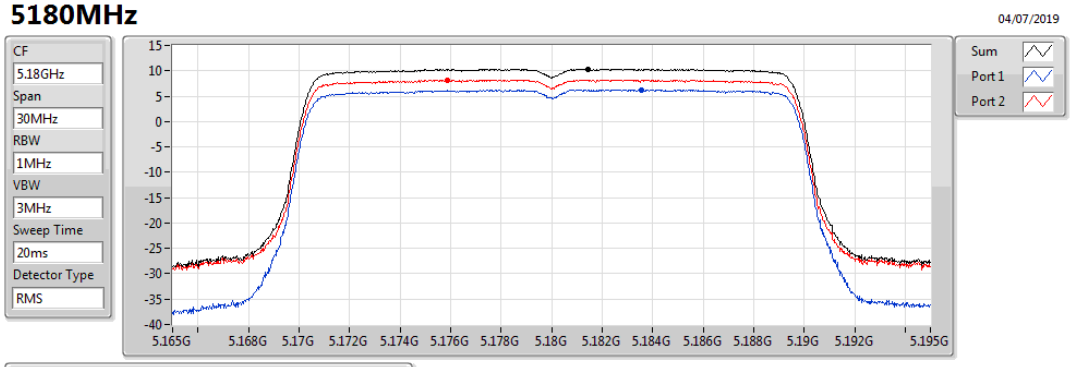

Sum	PD	Port 1	Port 2
(dBm/RBW)	(dBm/RBW)	(dBm/RBW)	(dBm/RBW)
10.34	10.34	6.27	8.23

802.11ax HEW20-BF_Nss1,(MCS0)_2TX PSD

5200MHz

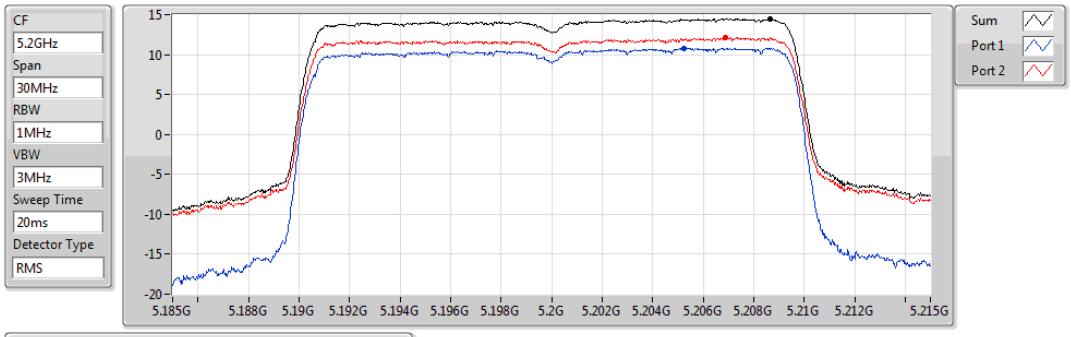

Sum	PD	Port 1	Port 2
(dBm/RBW)	(dBm/RBW)	(dBm/RBW)	(dBm/RBW)
14.50	14.50	10.79	12.14

802.11ax HEW20-BF_Nss1,(MCS0)_2TX PSD

5240MHz

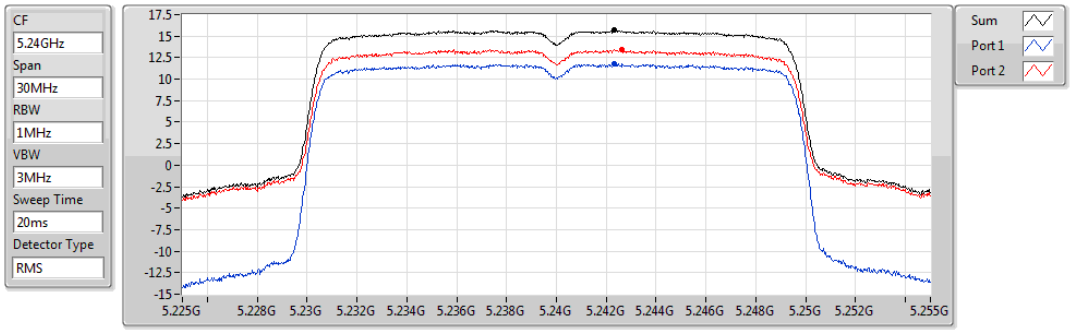

Sum	PD	Port 1	Port 2
(dBm/RBW)	(dBm/RBW)	(dBm/RBW)	(dBm/RBW)
15.67	15.67	11.79	13.45

802.11ax HEW40-BF_Nss1,(MCS0)_2TX PSD

5190MHz

04/07/2019

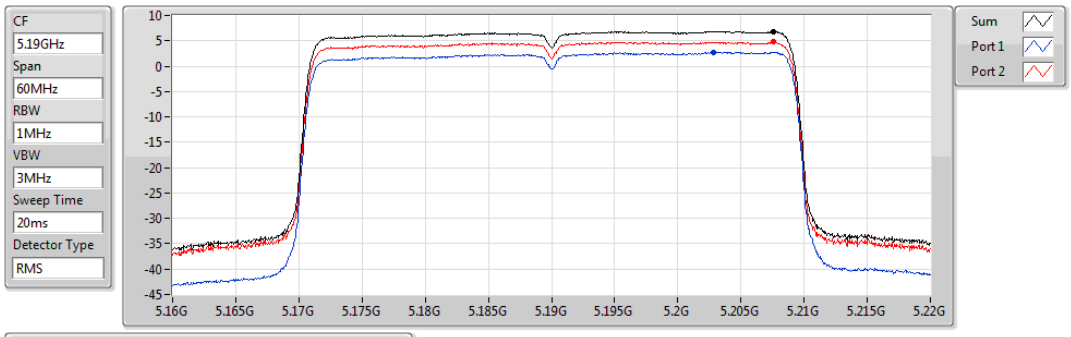

Sum	PD	Port 1	Port 2
(dBm/RBW)	(dBm/RBW)	(dBm/RBW)	(dBm/RBW)
6.87	6.87	2.75	4.78

802.11ax HEW40-BF_Nss1,(MCS0)_2TX PSD

5230MHz

04/07/2019

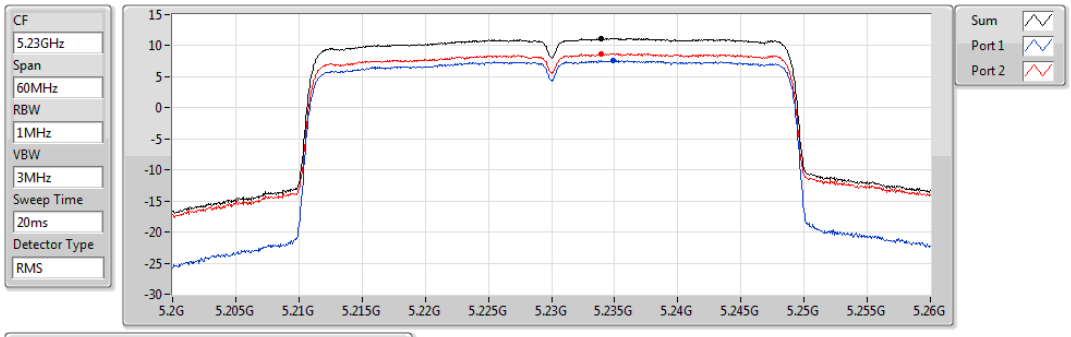

Sum	PD	Port 1	Port 2
(dBm/RBW)	(dBm/RBW)	(dBm/RBW)	(dBm/RBW)
11.19	11.19	7.60	8.71

802.11ax HEW80-BF_Nss1,(MCS0)_2TX PSD

5210MHz

01/08/2019

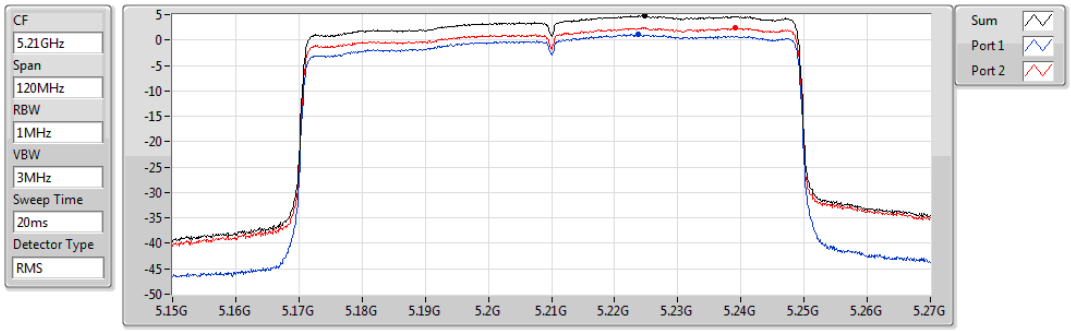

Sum	PD	Port 1	Port 2
(dBm/RBW)	(dBm/RBW)	(dBm/RBW)	(dBm/RBW)
4.76	4.76	1.08	2.39

802.11a_Nss1,(6Mbps)_4TX PSD

5500MHz

20/06/2019

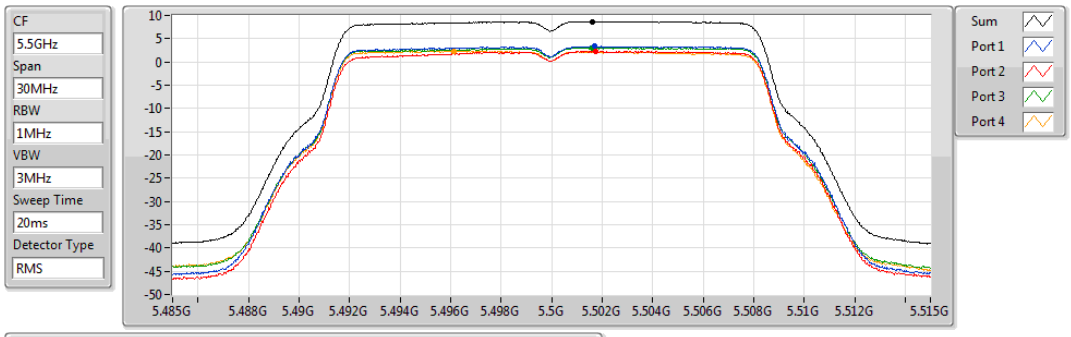

Sum	PD	Port 1	Port 2	Port 3	Port 4
(dBm/RBW)	(dBm/RBW)	(dBm/RBW)	(dBm/RBW)	(dBm/RBW)	(dBm/RBW)
8.71	8.71	3.36	2.25	3.05	2.32

802.11a_Nss1,(6Mbps)_4TX PSD

5580MHz

20/06/2019

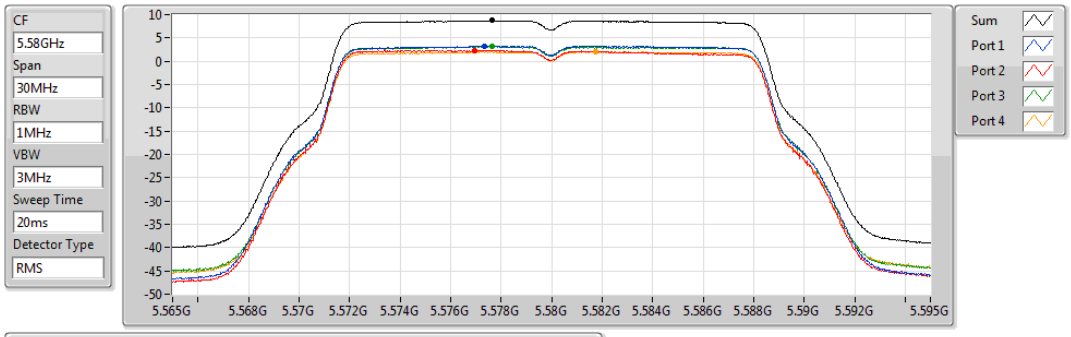

Sum	PD	Port 1	Port 2	Port 3	Port 4
(dBm/RBW)	(dBm/RBW)	(dBm/RBW)	(dBm/RBW)	(dBm/RBW)	(dBm/RBW)
8.73	8.73	3.25	2.34	3.19	2.05

802.11a_Nss1,(6Mbps)_4TX PSD

5700MHz

20/06/2019

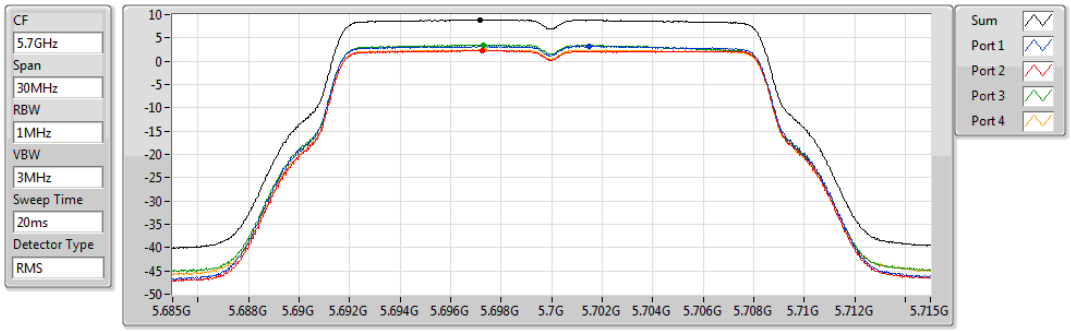

Sum	PD	Port 1	Port 2	Port 3	Port 4
(dBm/RBW)	(dBm/RBW)	(dBm/RBW)	(dBm/RBW)	(dBm/RBW)	(dBm/RBW)
8.90	8.90	3.25	2.36	3.55	2.52

802.11a_Nss1,(6Mbps)_4TX PSD

5720MHz Straddle 5.47-5.725GHz

20/06/2019

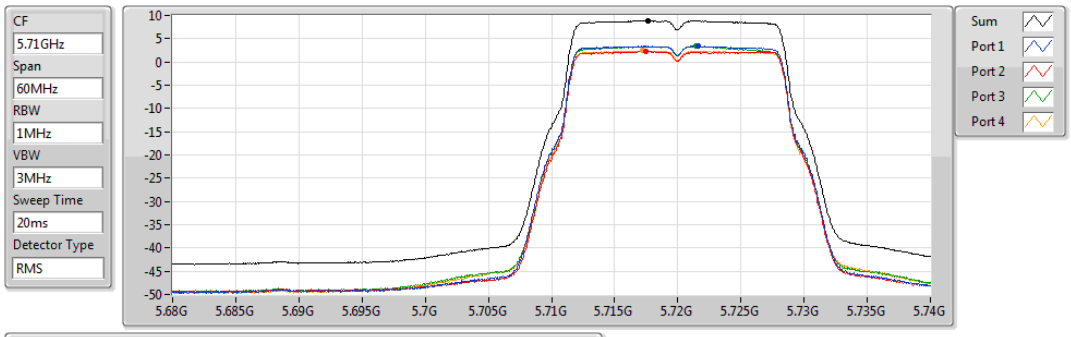

Sum	PD	Port 1	Port 2	Port 3	Port 4
(dBm/RBW)	(dBm/RBW)	(dBm/RBW)	(dBm/RBW)	(dBm/RBW)	(dBm/RBW)
8.86	8.86	3.42	2.27	3.41	2.41

802.11a_Nss1,(6Mbps)_4TX PSD

5720MHz Straddle 5.725-5.85GHz

20/06/2019

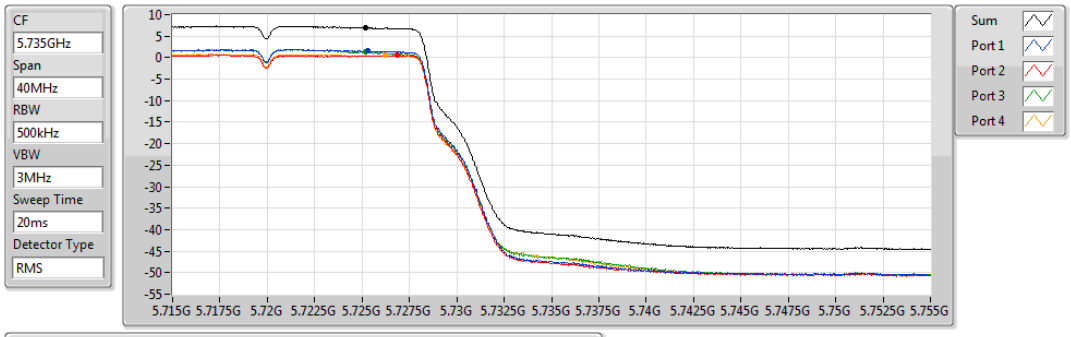

Sum	PD	Port 1	Port 2	Port 3	Port 4
(dBm/RBW)	(dBm/RBW)	(dBm/RBW)	(dBm/RBW)	(dBm/RBW)	(dBm/RBW)
6.96	6.96	1.51	0.56	1.29	0.54

802.11a_Nss1,(6Mbps)_4TX PSD

5745MHz

20/06/2019

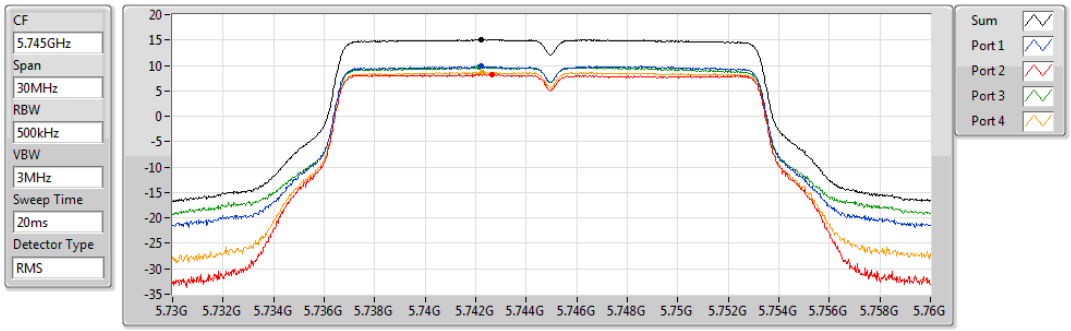

Sum	PD	Port 1	Port 2	Port 3	Port 4
(dBm/RBW)	(dBm/RBW)	(dBm/RBW)	(dBm/RBW)	(dBm/RBW)	(dBm/RBW)
15.11	15.11	9.82	8.25	9.61	8.67

802.11a_Nss1,(6Mbps)_4TX PSD

5785MHz

20/06/2019

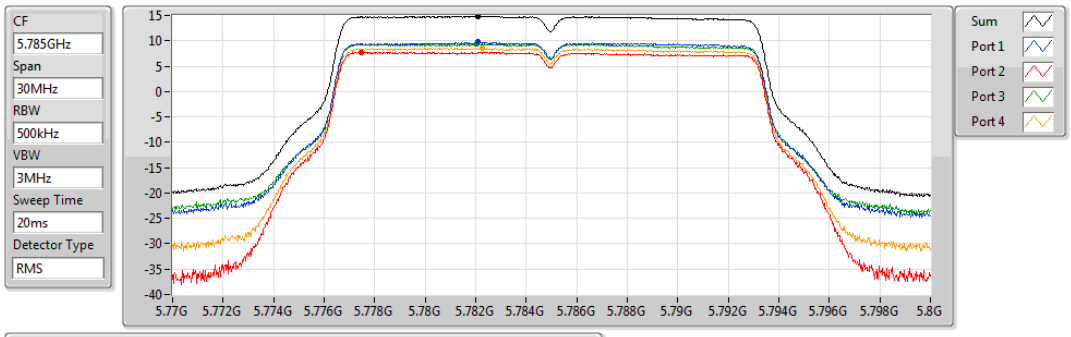

Sum	PD	Port 1	Port 2	Port 3	Port 4
(dBm/RBW)	(dBm/RBW)	(dBm/RBW)	(dBm/RBW)	(dBm/RBW)	(dBm/RBW)
14.85	14.85	9.74	7.79	9.36	8.55

802.11a_Nss1,(6Mbps)_4TX PSD

5825MHz

10/07/2019

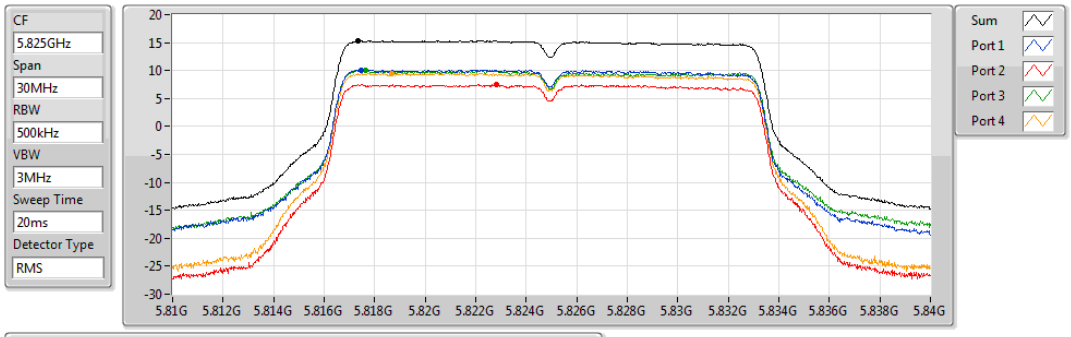

Sum	PD	Port 1	Port 2	Port 3	Port 4
(dBm/RBW)	(dBm/RBW)	(dBm/RBW)	(dBm/RBW)	(dBm/RBW)	(dBm/RBW)
15.36	15.36	10.13	7.52	10.02	9.54

802.11ax HEW20-BF_Nss1,(MCS0)_4TX PSD

5500MHz

20/06/2019

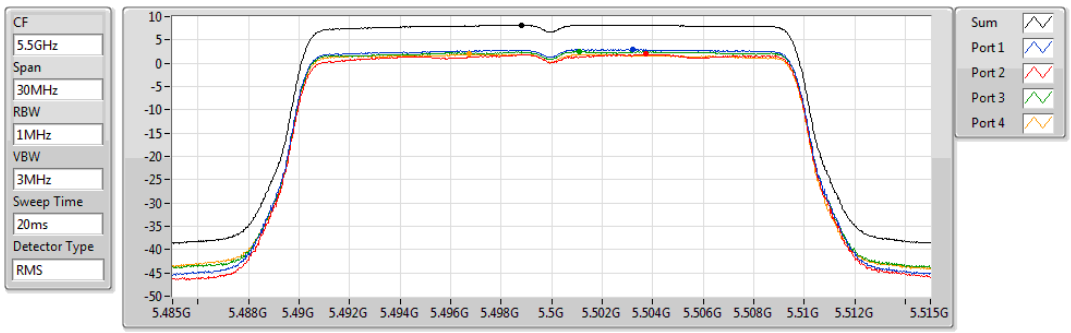

Sum	PD	Port 1	Port 2	Port 3	Port 4
(dBm/RBW)	(dBm/RBW)	(dBm/RBW)	(dBm/RBW)	(dBm/RBW)	(dBm/RBW)
8.24	8.24	2.94	1.97	2.55	1.96

802.11ax HEW20-BF_Nss1,(MCS0)_4TX PSD

5580MHz

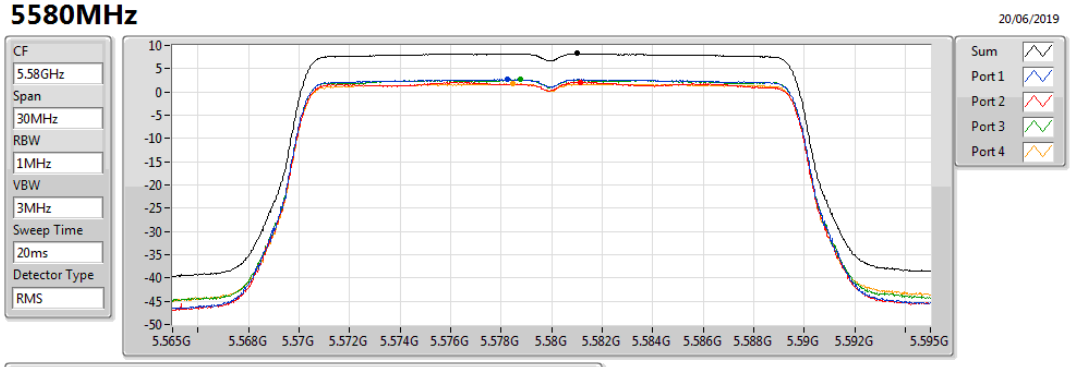

Sum	PD	Port 1	Port 2	Port 3	Port 4
(dBm/RBW)	(dBm/RBW)	(dBm/RBW)	(dBm/RBW)	(dBm/RBW)	(dBm/RBW)
8.26	8.26	2.66	2.09	2.65	1.75

802.11ax HEW20-BF_Nss1,(MCS0)_4TX PSD

5700MHz

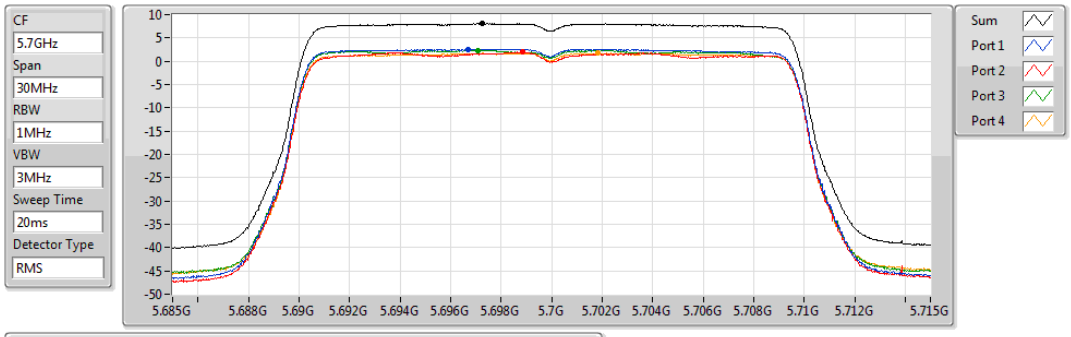

Sum	PD	Port 1	Port 2	Port 3	Port 4
(dBm/RBW)	(dBm/RBW)	(dBm/RBW)	(dBm/RBW)	(dBm/RBW)	(dBm/RBW)
8.06	8.06	2.57	1.96	2.38	1.73

802.11ax HEW20-BF_Nss1,(MCS0)_4TX PSD

5720MHz Straddle 5.47-5.725GHz

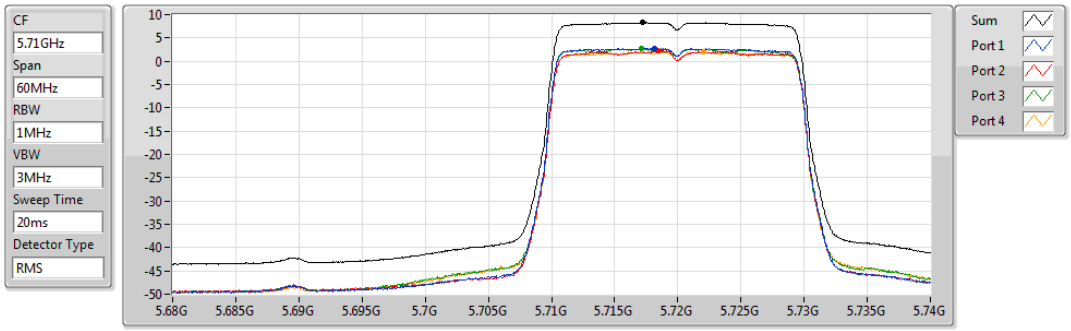

Sum	PD	Port 1	Port 2	Port 3	Port 4
(dBm/RBW)	(dBm/RBW)	(dBm/RBW)	(dBm/RBW)	(dBm/RBW)	(dBm/RBW)
8.26	8.26	2.76	2.20	2.63	1.93

802.11ax HEW20-BF_Nss1,(MCS0)_4TX PSD

5720MHz Straddle 5.725-5.85GHz

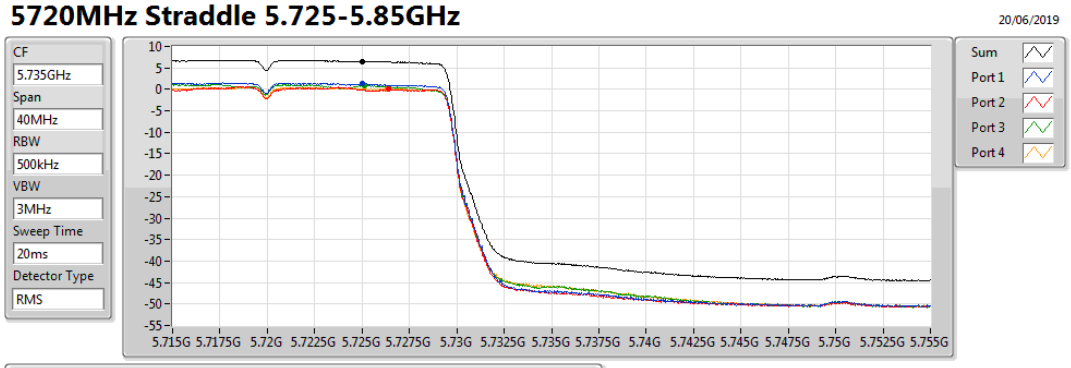

Sum	PD	Port 1	Port 2	Port 3	Port 4
(dBm/RBW)	(dBm/RBW)	(dBm/RBW)	(dBm/RBW)	(dBm/RBW)	(dBm/RBW)
6.57	6.57	1.29	-0.02	0.89	0.14

802.11ax HEW20-BF_Nss1,(MCS0)_4TX PSD

5745MHz

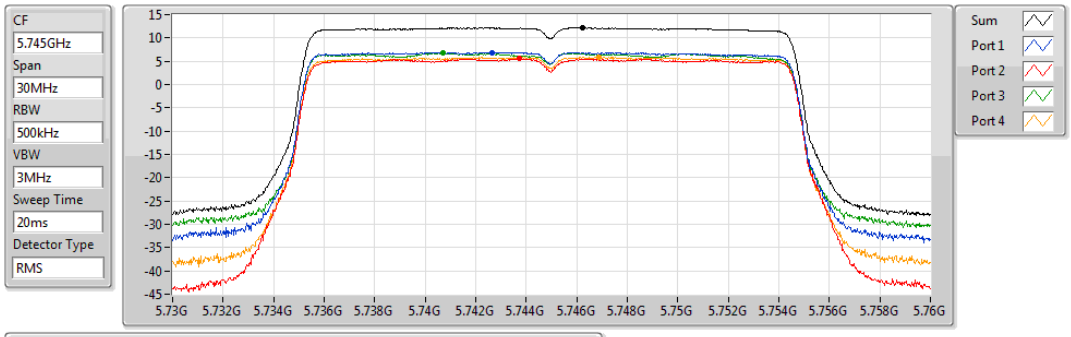

Sum	PD	Port 1	Port 2	Port 3	Port 4
(dBm/RBW)	(dBm/RBW)	(dBm/RBW)	(dBm/RBW)	(dBm/RBW)	(dBm/RBW)
12.23	12.23	6.91	5.52	6.73	5.87

802.11ax HEW20-BF_Nss1,(MCS0)_4TX PSD

5785MHz

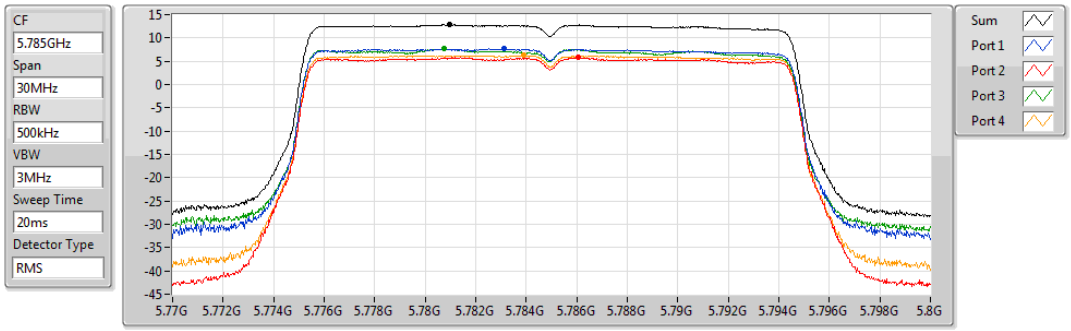

Sum	PD	Port 1	Port 2	Port 3	Port 4
(dBm/RBW)	(dBm/RBW)	(dBm/RBW)	(dBm/RBW)	(dBm/RBW)	(dBm/RBW)
12.82	12.82	7.66	5.88	7.69	6.23

802.11ax HEW20-BF_Nss1,(MCS0)_4TX PSD

5825MHz

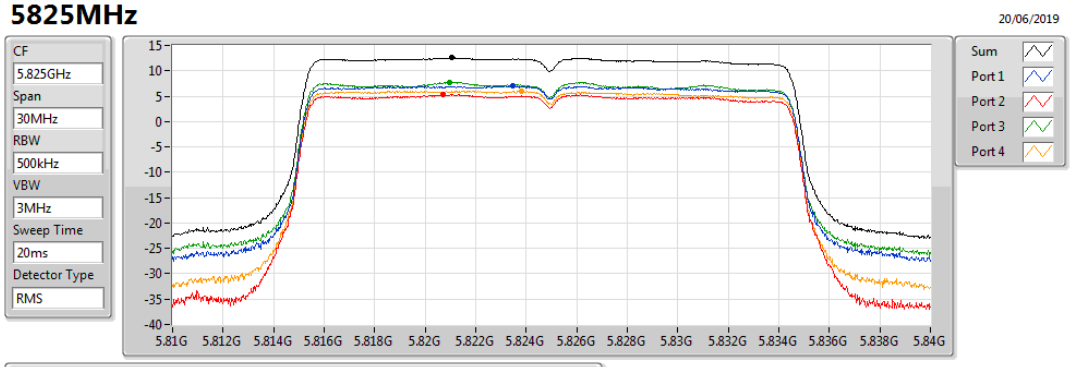

Sum	PD	Port 1	Port 2	Port 3	Port 4
(dBm/RBW)	(dBm/RBW)	(dBm/RBW)	(dBm/RBW)	(dBm/RBW)	(dBm/RBW)
12.54	12.54	6.97	5.31	7.75	5.96

802.11ax HEW40-BF_Nss1,(MCS0)_4TX PSD

5510MHz

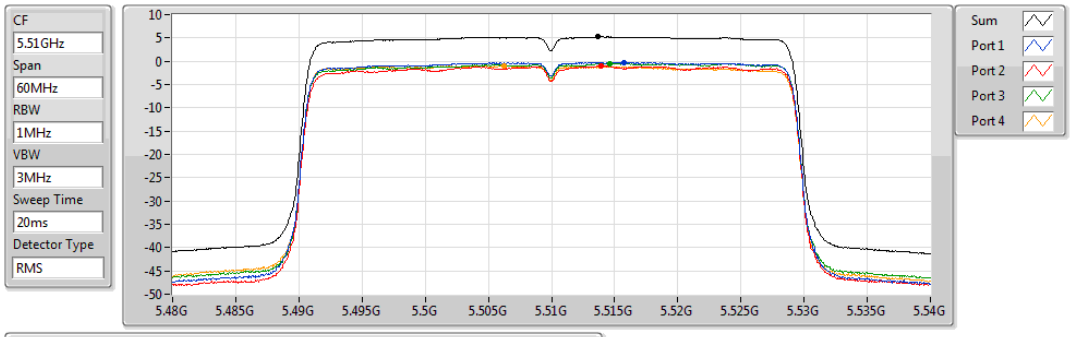

Sum	PD	Port 1	Port 2	Port 3	Port 4
(dBm/RBW)	(dBm/RBW)	(dBm/RBW)	(dBm/RBW)	(dBm/RBW)	(dBm/RBW)
5.25	5.25	-0.22	-0.98	-0.48	-0.98

802.11ax HEW40-BF_Nss1,(MCS0)_4TX PSD

5550MHz

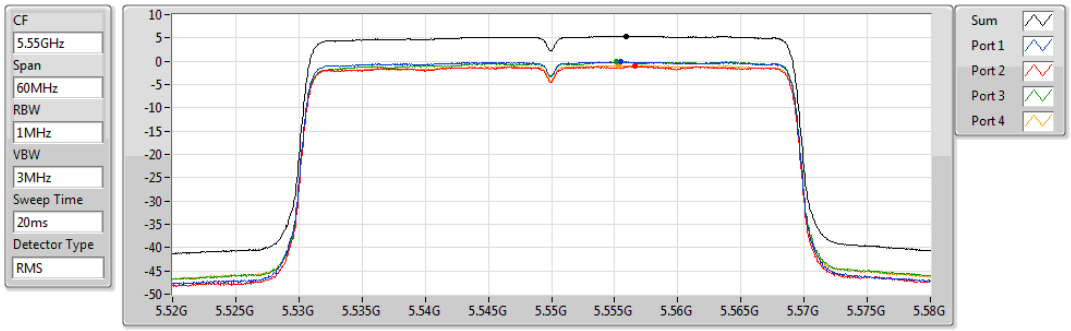

Sum	PD	Port 1	Port 2	Port 3	Port 4
(dBm/RBW)	(dBm/RBW)	(dBm/RBW)	(dBm/RBW)	(dBm/RBW)	(dBm/RBW)
5.40	5.40	-0.15	-1.10	-0.11	-0.93

802.11ax HEW40-BF_Nss1,(MCS0)_4TX PSD

5670MHz

20/06/2019

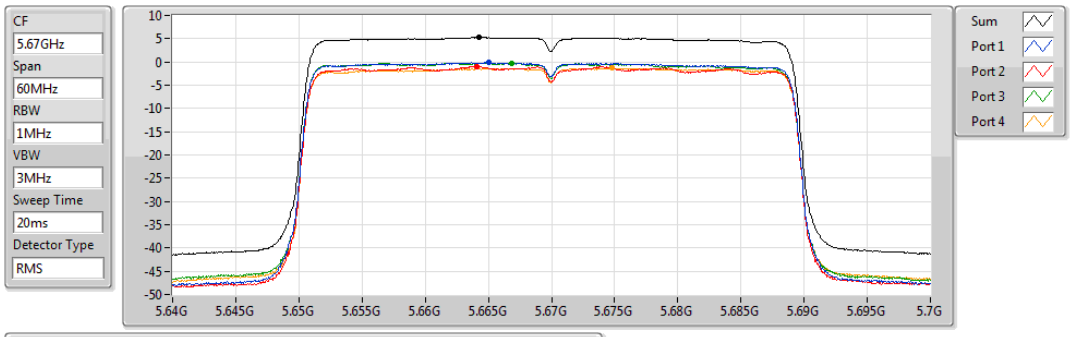

Sum	PD	Port 1	Port 2	Port 3	Port 4
(dBm/RBW)	(dBm/RBW)	(dBm/RBW)	(dBm/RBW)	(dBm/RBW)	(dBm/RBW)
5.28	5.28	-0.15	-0.93	-0.20	-1.32

802.11ax HEW40-BF_Nss1,(MCS0)_4TX PSD

5710MHz Straddle 5.47-5.725GHz

20/06/2019

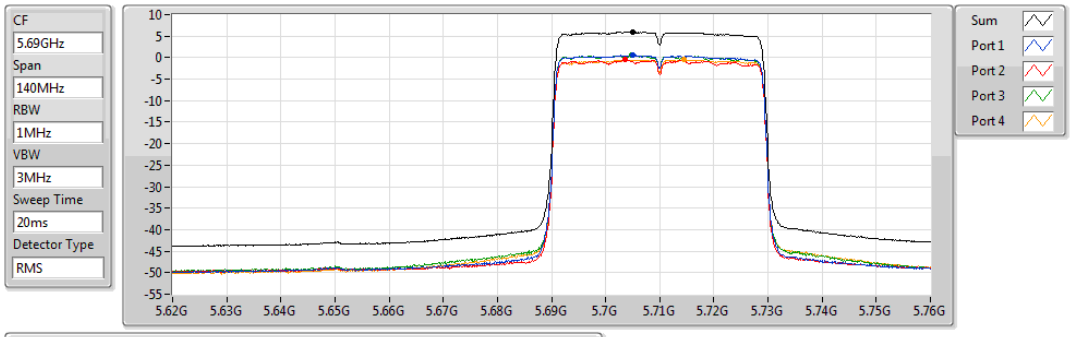

Sum	PD	Port 1	Port 2	Port 3	Port 4
(dBm/RBW)	(dBm/RBW)	(dBm/RBW)	(dBm/RBW)	(dBm/RBW)	(dBm/RBW)
5.91	5.91	0.52	-0.47	0.49	-0.47

802.11ax HEW40-BF_Nss1,(MCS0)_4TX PSD

5710MHz Straddle 5.725-5.85GHz

20/06/2019

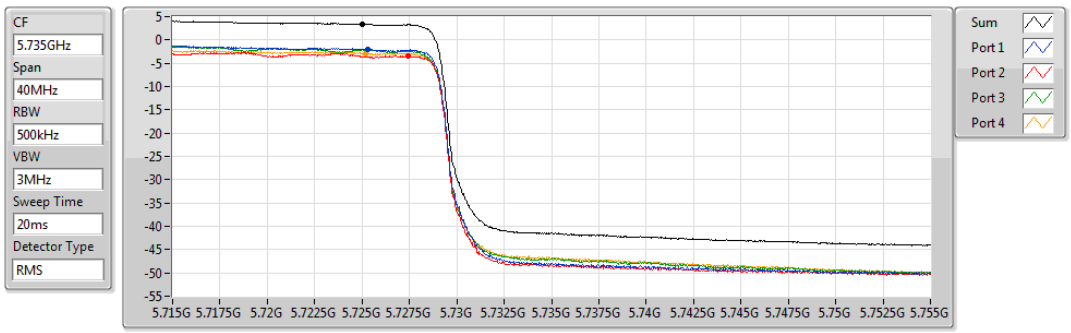

Sum	PD	Port 1	Port 2	Port 3	Port 4
(dBm/RBW)	(dBm/RBW)	(dBm/RBW)	(dBm/RBW)	(dBm/RBW)	(dBm/RBW)
3.37	3.37	-1.98	-3.46	-2.09	-2.87

802.11ax HEW40-BF_Nss1,(MCS0)_4TX PSD

5755MHz

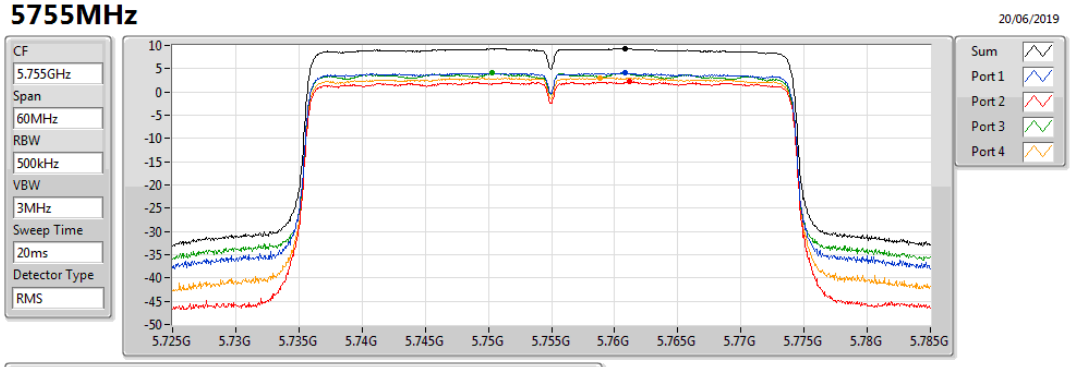

Sum	PD	Port 1	Port 2	Port 3	Port 4
(dBm/RBW)	(dBm/RBW)	(dBm/RBW)	(dBm/RBW)	(dBm/RBW)	(dBm/RBW)
9.31	9.31	4.05	2.16	4.04	3.06

802.11ax HEW40-BF_Nss1,(MCS0)_4TX PSD

5795MHz

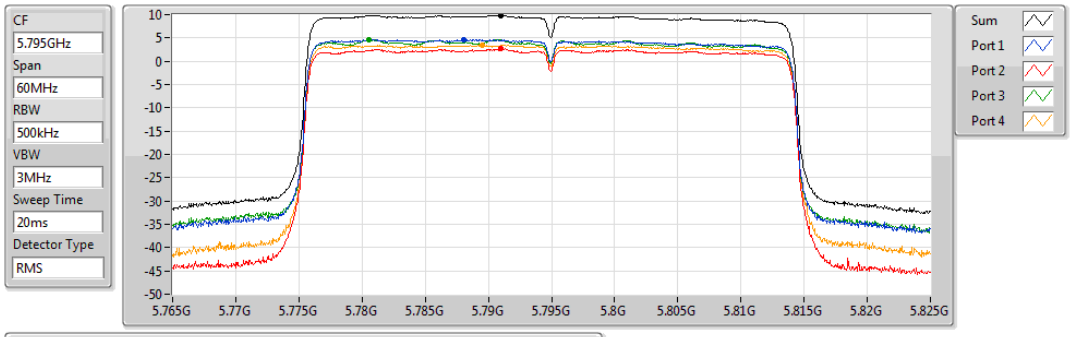

Sum	PD	Port 1	Port 2	Port 3	Port 4
(dBm/RBW)	(dBm/RBW)	(dBm/RBW)	(dBm/RBW)	(dBm/RBW)	(dBm/RBW)
9.85	9.85	4.60	2.63	4.64	3.42

802.11ax HEW80-BF_Nss1,(MCS0)_4TX PSD

5530MHz

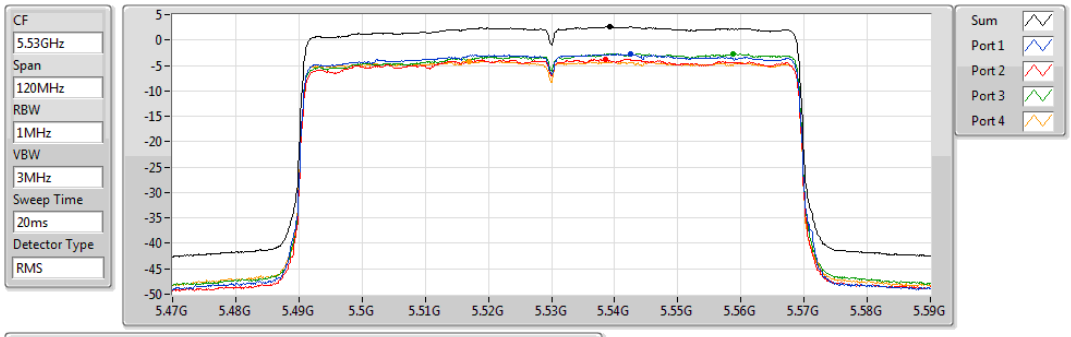

Sum	PD	Port 1	Port 2	Port 3	Port 4
(dBm/RBW)	(dBm/RBW)	(dBm/RBW)	(dBm/RBW)	(dBm/RBW)	(dBm/RBW)
2.59	2.59	-2.75	-3.77	-2.68	-4.15

802.11ax HEW80-BF_Nss1,(MCS0)_4TX PSD

5610MHz

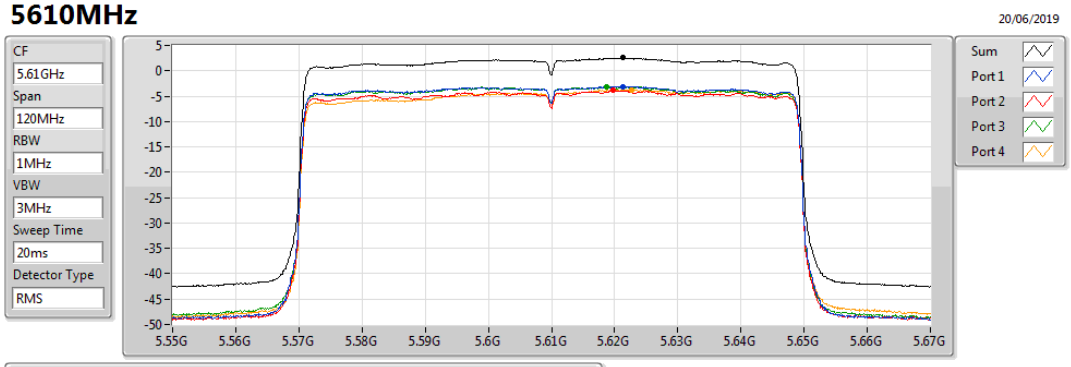

Sum	PD	Port 1	Port 2	Port 3	Port 4
(dBm/RBW)	(dBm/RBW)	(dBm/RBW)	(dBm/RBW)	(dBm/RBW)	(dBm/RBW)
2.53	2.53	-3.06	-3.82	-3.11	-3.72

802.11ax HEW80-BF_Nss1,(MCS0)_4TX PSD

5690MHz Straddle 5.47-5.725GHz

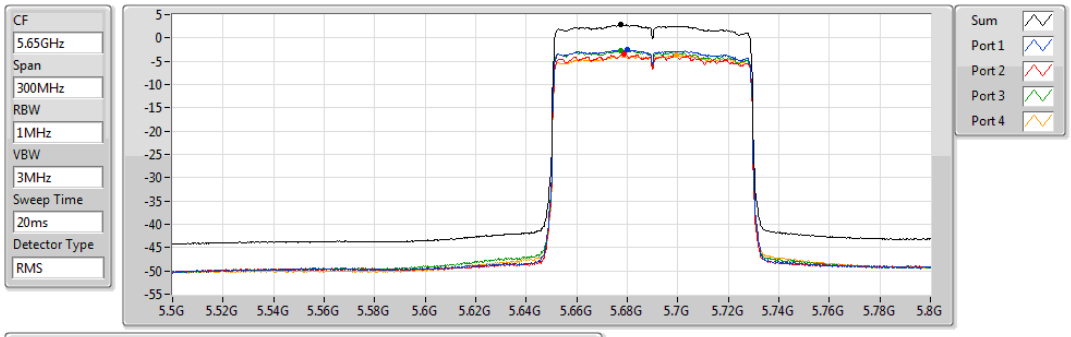

Sum	PD	Port 1	Port 2	Port 3	Port 4
(dBm/RBW)	(dBm/RBW)	(dBm/RBW)	(dBm/RBW)	(dBm/RBW)	(dBm/RBW)
2.80	2.80	-2.56	-3.50	-2.67	-3.72

802.11ax HEW80-BF_Nss1,(MCS0)_4TX PSD

5690MHz Straddle 5.725-5.85GHz

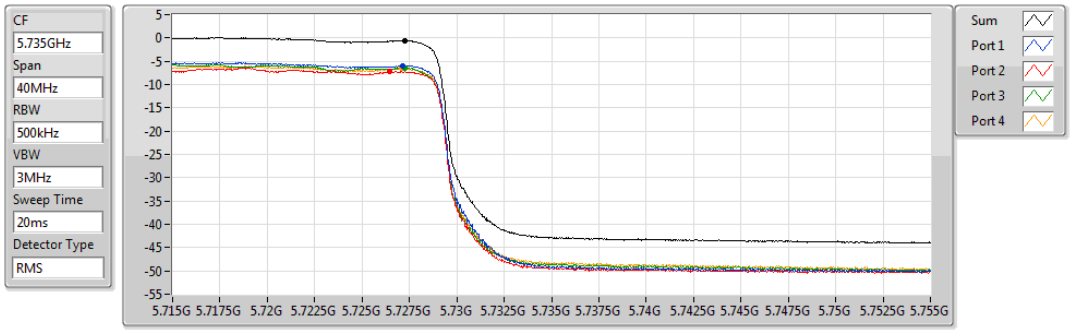

Sum	PD	Port 1	Port 2	Port 3	Port 4
(dBm/RBW)	(dBm/RBW)	(dBm/RBW)	(dBm/RBW)	(dBm/RBW)	(dBm/RBW)
-0.53	-0.53	-5.92	-7.17	-6.38	-6.59

802.11ax HEW80-BF_Nss1,(MCS0)_4TX PSD

5775MHz

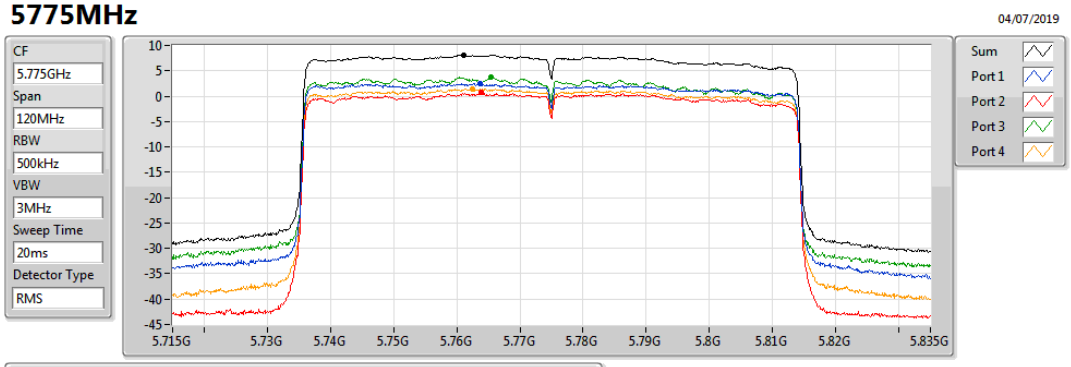

Sum	PD	Port 1	Port 2	Port 3	Port 4
(dBm/RBW)	(dBm/RBW)	(dBm/RBW)	(dBm/RBW)	(dBm/RBW)	(dBm/RBW)
8.07	8.07	2.40	0.68	3.79	1.49

802.11ax HEW160-BF_Nss1,(MCS0)_4TX PSD

5570MHz

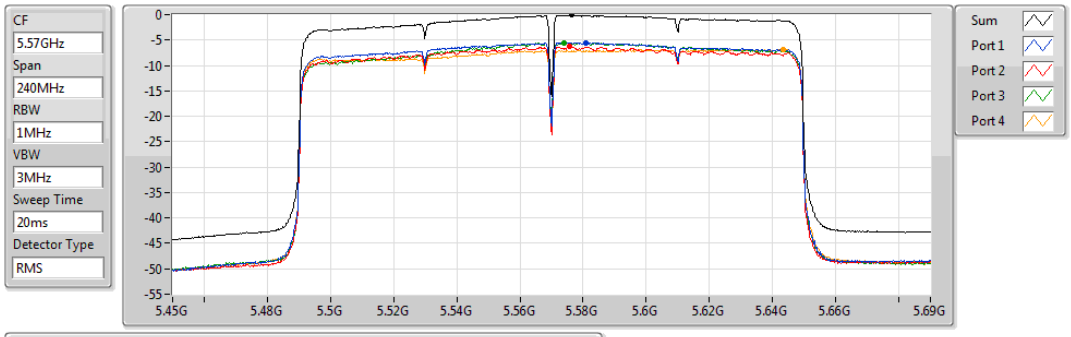

Sum	PD	Port 1	Port 2	Port 3	Port 4
(dBm/RBW)	(dBm/RBW)	(dBm/RBW)	(dBm/RBW)	(dBm/RBW)	(dBm/RBW)
-0.09	-0.09	-5.49	-6.30	-5.52	-6.79

For 2T2S and 4T2S
Summary

Mode	PD (dBm/RBW)
5.15-5.25GHz	-
802.11ax HEW20_Nss2,(MCS0)_2TX	14.36
802.11ax HEW40_Nss2,(MCS0)_2TX	11.41
802.11ax HEW80_Nss2,(MCS0)_2TX	4.31
5.47-5.725GHz	-
802.11ax HEW20-BF_Nss2,(MCS0)_4TX	10.59
802.11ax HEW40-BF_Nss2,(MCS0)_4TX	7.70
802.11ax HEW80-BF_Nss2,(MCS0)_4TX	4.88
802.11ax HEW160-BF_Nss2,(MCS0)_4TX	2.09
5.725-5.85GHz	-
802.11ax HEW20-BF_Nss2,(MCS0)_4TX	15.24
802.11ax HEW40-BF_Nss2,(MCS0)_4TX	12.37
802.11ax HEW80-BF_Nss2,(MCS0)_4TX	8.83

RBW = 500 kHz for 5.725-5.85GHz band / 1MHz for other band;

Result

Mode	Result	DG (dBi)	Port 1 (dBm/RBW)	Port 2 (dBm/RBW)	Port 3 (dBm/RBW)	Port 4 (dBm/RBW)	PD (dBm/RBW)	PD Limit (dBm/RBW)
802.11ax HEW20_Nss2,(MCS0)_2TX	-	-	-	-	-	-	-	-
5180MHz	Pass	3.08	6.00	8.12			10.13	17.00
5200MHz	Pass	3.08	10.35	12.17			14.36	17.00
5240MHz	Pass	3.08	10.34	11.91			14.15	17.00
802.11ax HEW40_Nss2,(MCS0)_2TX	-	-	-	-	-	-	-	-
5190MHz	Pass	3.08	2.38	4.30			6.41	17.00
5230MHz	Pass	3.08	7.60	9.14			11.41	17.00
802.11ax HEW80_Nss2,(MCS0)_2TX	-	-	-	-	-	-	-	-
5210MHz	Pass	3.08	0.76	1.92			4.31	17.00
802.11ax HEW20-BF_Nss2,(MCS0)_4TX	-	-	-	-	-	-	-	-
5500MHz	Pass	5.22	5.34	3.99	5.52	3.30	10.50	11.00
5580MHz	Pass	5.22	4.94	3.46	5.20	3.20	10.15	11.00
5700MHz	Pass	5.22	4.99	3.93	5.23	4.50	10.59	11.00
5720MHz Straddle 5.47-5.725GHz	Pass	5.22	5.06	3.87	5.33	3.06	10.24	11.00
5720MHz Straddle 5.725-5.85GHz	Pass	5.23	3.08	1.66	3.50	2.29	8.64	30.00
5745MHz	Pass	5.23	9.52	8.30	10.26	8.72	15.14	30.00
5785MHz	Pass	5.23	9.36	8.15	10.30	9.31	15.24	30.00
5825MHz	Pass	5.23	9.75	7.31	9.72	9.28	15.04	30.00
802.11ax HEW40-BF_Nss2,(MCS0)_4TX	-	-	-	-	-	-	-	-
5510MHz	Pass	5.22	2.54	1.05	2.34	0.22	7.49	11.00
5550MHz	Pass	5.22	2.26	1.15	2.76	0.29	7.65	11.00
5670MHz	Pass	5.22	2.32	1.21	2.65	-0.11	7.54	11.00
5710MHz Straddle 5.47-5.725GHz	Pass	5.22	2.60	1.17	3.04	0.34	7.70	11.00
5710MHz Straddle 5.725-5.85GHz	Pass	5.23	0.35	-1.32	0.58	-0.26	5.85	30.00
5755MHz	Pass	5.23	6.38	4.69	7.01	5.61	11.91	30.00
5795MHz	Pass	5.23	6.55	5.24	7.17	6.47	12.37	30.00
802.11ax HEW80-BF_Nss2,(MCS0)_4TX	-	-	-	-	-	-	-	-
5530MHz	Pass	5.22	-0.47	-1.74	0.28	-2.95	4.82	11.00
5610MHz	Pass	5.22	-0.64	-1.79	-0.05	-2.19	4.88	11.00
5690MHz Straddle 5.47-5.725GHz	Pass	5.22	-0.29	-1.64	0.30	-2.58	4.83	11.00
5690MHz Straddle 5.725-5.85GHz	Pass	5.23	-3.32	-4.81	-3.71	-3.29	2.11	30.00
5775MHz	Pass	5.23	3.20	1.74	4.09	2.82	8.83	30.00
802.11ax HEW160-BF_Nss2,(MCS0)_4TX	-	-	-	-	-	-	-	-
5570MHz	Pass	5.22	-3.01	-4.62	-2.97	-4.79	2.09	11.00

DG = Directional Gain; **RBW** = 500 kHz for 5.725-5.85GHz band / 1MHz for other band;
PD = trace bin-by-bin of each transmits port summing can be performed maximum power density; **Port X** = Port X power density;

802.11ax HEW20_Nss2,(MCS0)_2TX PSD

5180MHz

01/08/2019

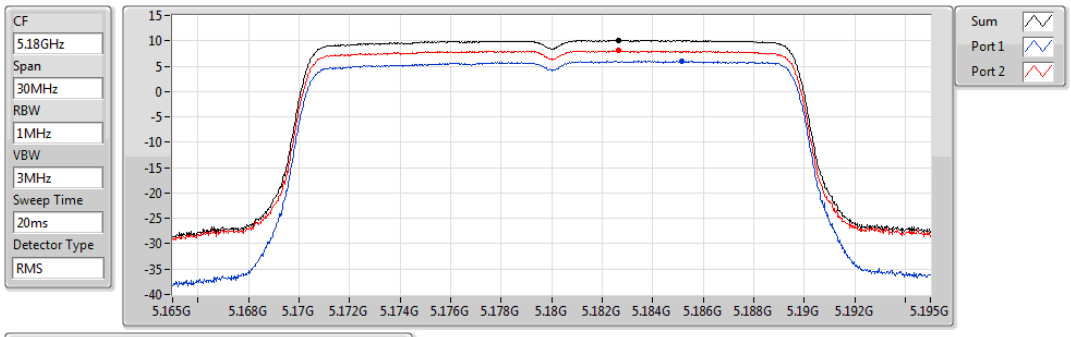

Sum	PD	Port 1	Port 2
(dBm/RBW)	(dBm/RBW)	(dBm/RBW)	(dBm/RBW)
10.13	10.13	6.00	8.12

802.11ax HEW20_Nss2,(MCS0)_2TX PSD

5200MHz

01/08/2019

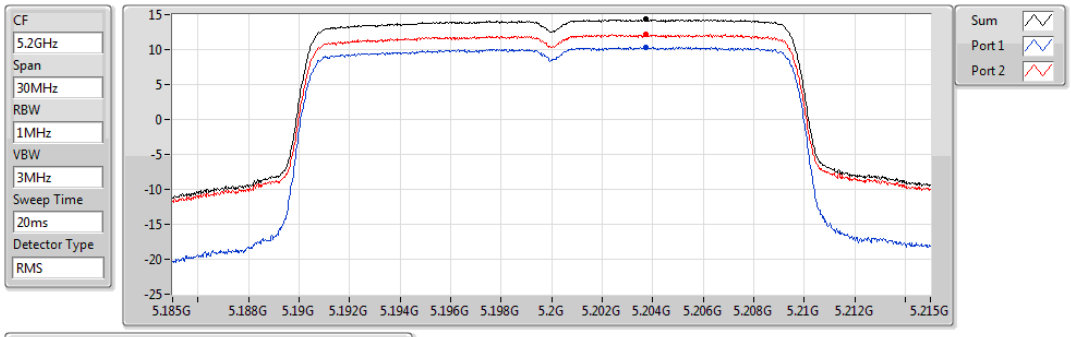

Sum	PD	Port 1	Port 2
(dBm/RBW)	(dBm/RBW)	(dBm/RBW)	(dBm/RBW)
14.36	14.36	10.35	12.17

802.11ax HEW20_Nss2,(MCS0)_2TX PSD

5240MHz

10/07/2019

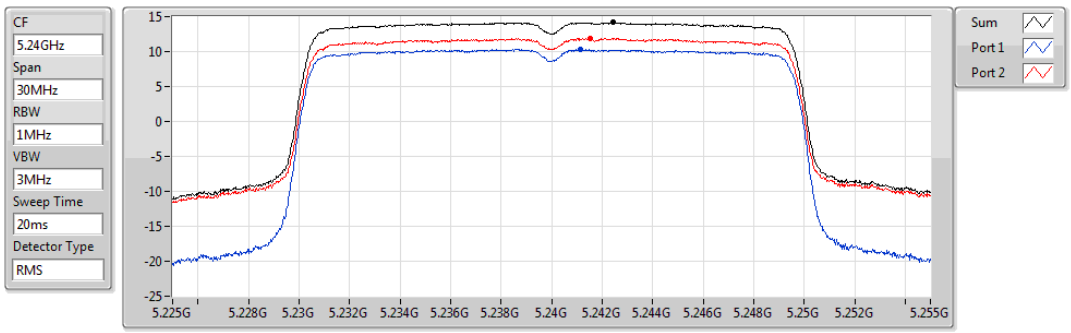

Sum	PD	Port 1	Port 2
(dBm/RBW)	(dBm/RBW)	(dBm/RBW)	(dBm/RBW)
14.15	14.15	10.34	11.91

802.11ax HEW40_Nss2,(MCS0)_2TX PSD

5190MHz

01/08/2019

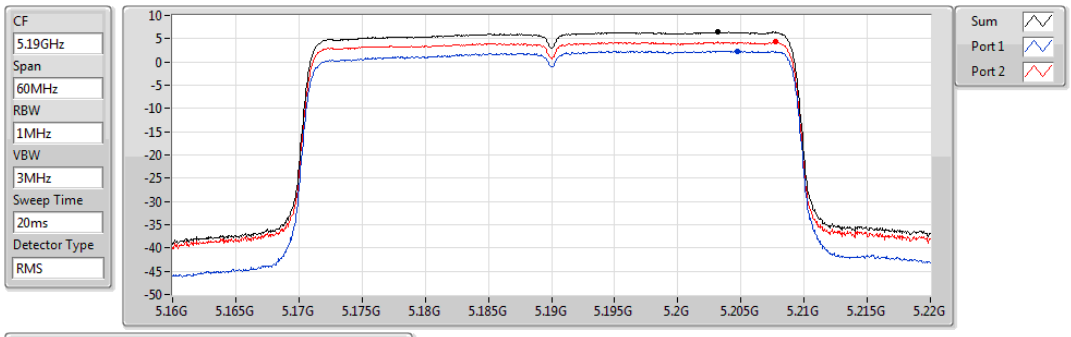

Sum	PD	Port 1	Port 2
(dBm/RBW)	(dBm/RBW)	(dBm/RBW)	(dBm/RBW)
6.41	6.41	2.38	4.30

802.11ax HEW40_Nss2,(MCS0)_2TX PSD

5230MHz

10/07/2019

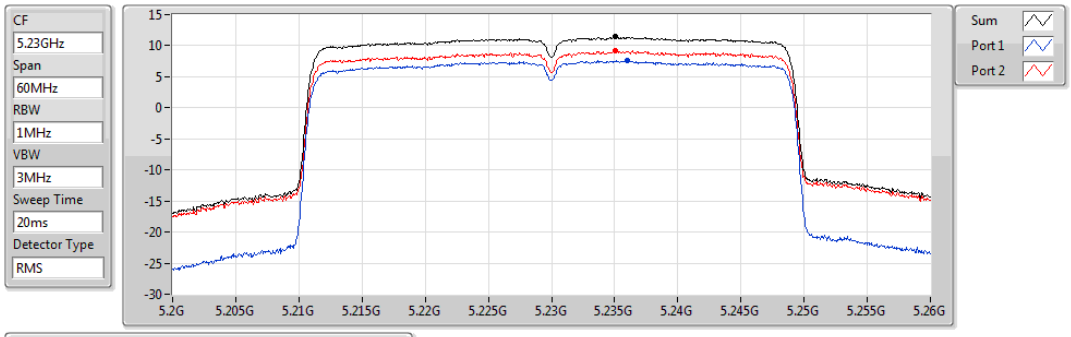

Sum	PD	Port 1	Port 2
(dBm/RBW)	(dBm/RBW)	(dBm/RBW)	(dBm/RBW)
11.41	11.41	7.60	9.14

802.11ax HEW80_Nss2,(MCS0)_2TX PSD

5210MHz

01/08/2019

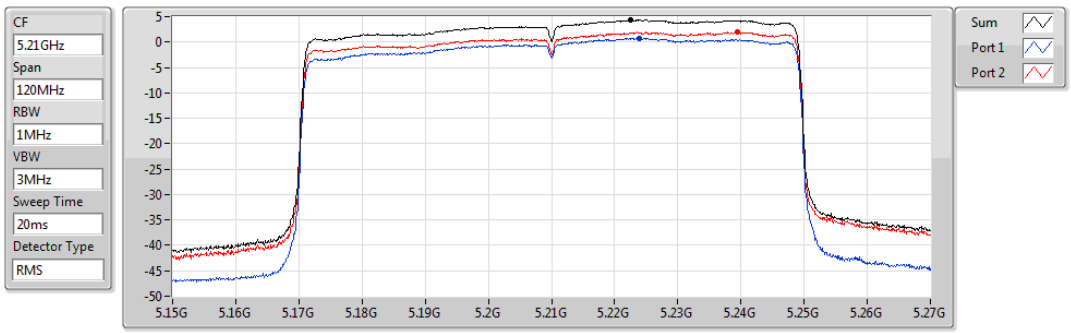

Sum	PD	Port 1	Port 2
(dBm/RBW)	(dBm/RBW)	(dBm/RBW)	(dBm/RBW)
4.31	4.31	0.76	1.92

802.11ax HEW20-BF_Nss2,(MCS0)_4TX PSD

5500MHz

10/07/2019

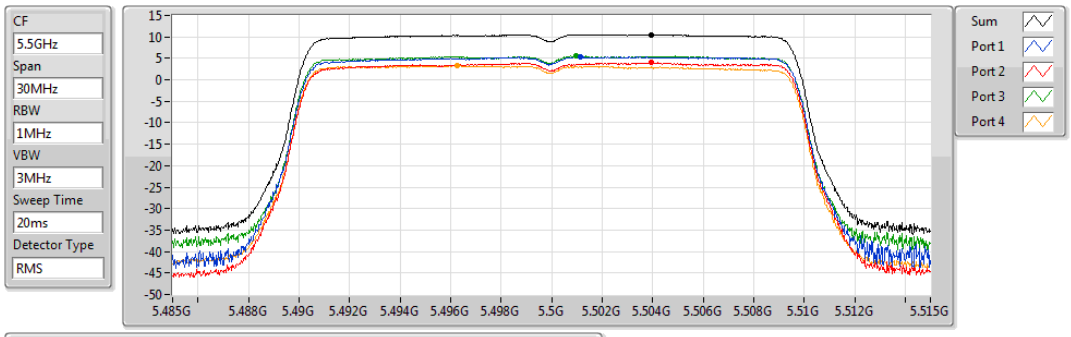

Sum	PD	Port 1	Port 2	Port 3	Port 4
(dBm/RBW)	(dBm/RBW)	(dBm/RBW)	(dBm/RBW)	(dBm/RBW)	(dBm/RBW)
10.50	10.50	5.34	3.99	5.52	3.30

802.11ax HEW20-BF_Nss2,(MCS0)_4TX PSD

5580MHz

10/07/2019

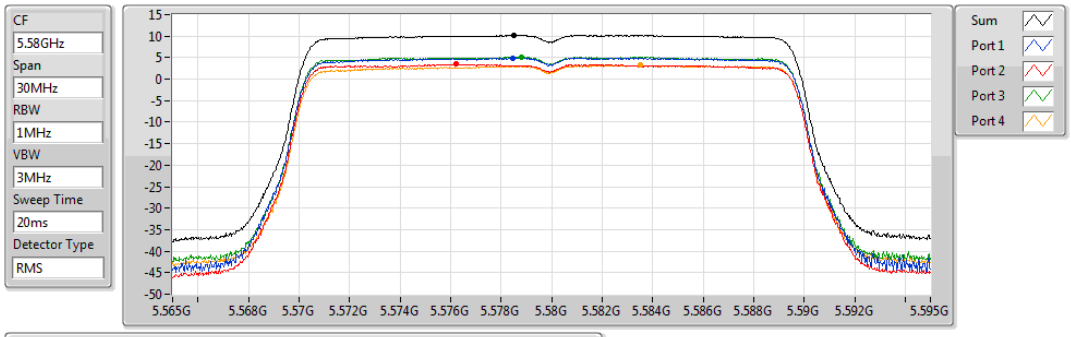

Sum	PD	Port 1	Port 2	Port 3	Port 4
(dBm/RBW)	(dBm/RBW)	(dBm/RBW)	(dBm/RBW)	(dBm/RBW)	(dBm/RBW)
10.15	10.15	4.94	3.46	5.20	3.20

802.11ax HEW20-BF_Nss2,(MCS0)_4TX PSD

5700MHz

30/07/2019

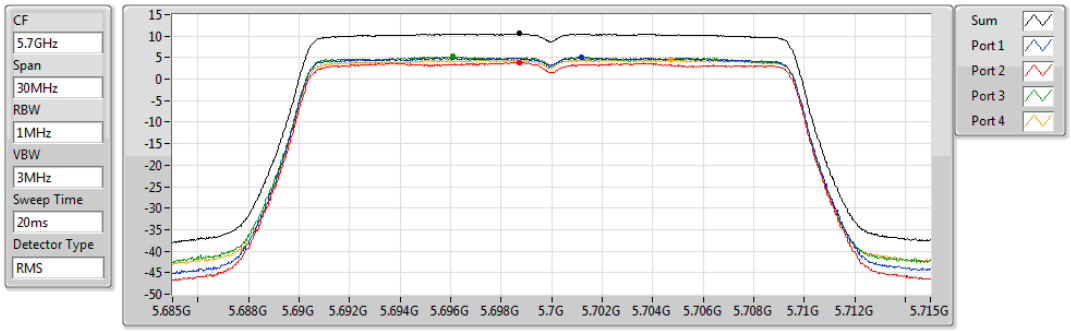

Sum	PD	Port 1	Port 2	Port 3	Port 4
(dBm/RBW)	(dBm/RBW)	(dBm/RBW)	(dBm/RBW)	(dBm/RBW)	(dBm/RBW)
10.59	10.59	4.99	3.93	5.23	4.50

802.11ax HEW20-BF_Nss2,(MCS0)_4TX PSD

5720MHz Straddle 5.47-5.725GHz

10/07/2019

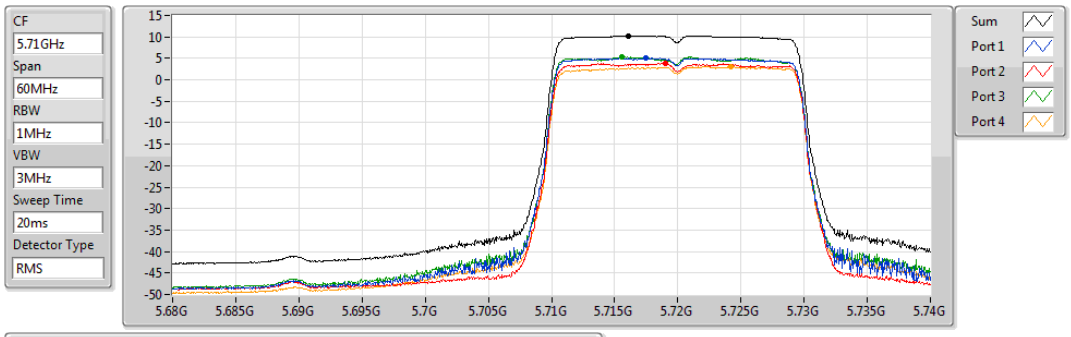

Sum	PD	Port 1	Port 2	Port 3	Port 4
(dBm/RBW)	(dBm/RBW)	(dBm/RBW)	(dBm/RBW)	(dBm/RBW)	(dBm/RBW)
10.24	10.24	5.06	3.87	5.33	3.06

802.11ax HEW20-BF_Nss2,(MCS0)_4TX PSD

5720MHz Straddle 5.725-5.85GHz

10/07/2019

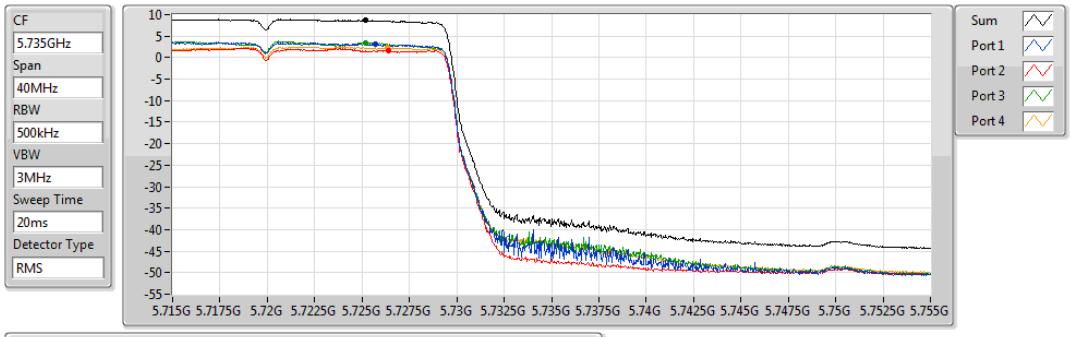

Sum	PD	Port 1	Port 2	Port 3	Port 4
(dBm/RBW)	(dBm/RBW)	(dBm/RBW)	(dBm/RBW)	(dBm/RBW)	(dBm/RBW)
8.64	8.64	3.08	1.66	3.50	2.29

802.11ax HEW20-BF_Nss2,(MCS0)_4TX PSD

5745MHz

10/07/2019

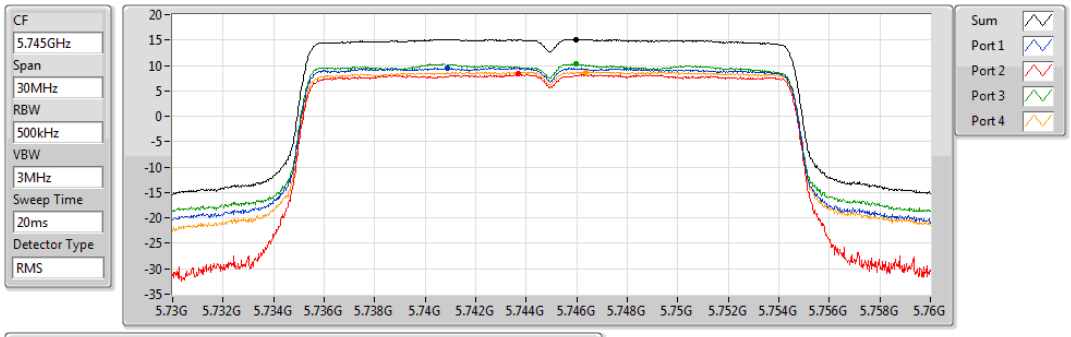

Sum	PD	Port 1	Port 2	Port 3	Port 4
(dBm/RBW)	(dBm/RBW)	(dBm/RBW)	(dBm/RBW)	(dBm/RBW)	(dBm/RBW)
15.14	15.14	9.52	8.30	10.26	8.72

802.11ax HEW20-BF_Nss2,(MCS0)_4TX PSD

5785MHz

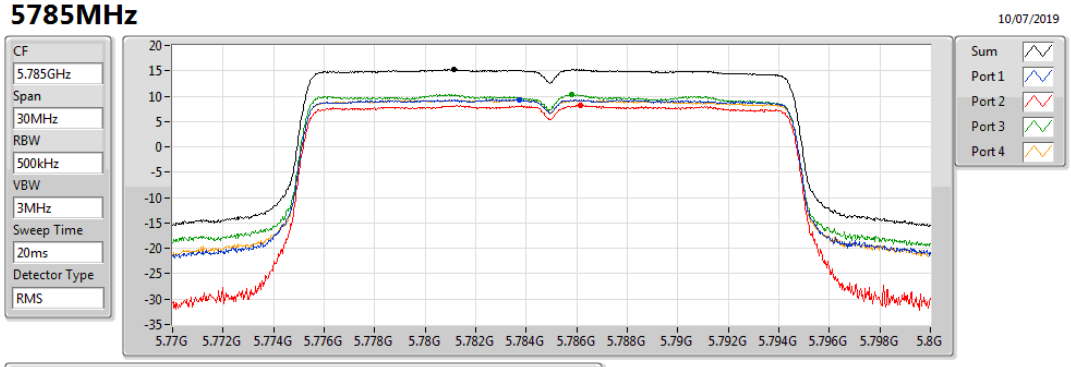

Sum	PD	Port 1	Port 2	Port 3	Port 4
(dBm/RBW)	(dBm/RBW)	(dBm/RBW)	(dBm/RBW)	(dBm/RBW)	(dBm/RBW)
15.24	15.24	9.36	8.15	10.30	9.31

802.11ax HEW20-BF_Nss2,(MCS0)_4TX PSD

5825MHz

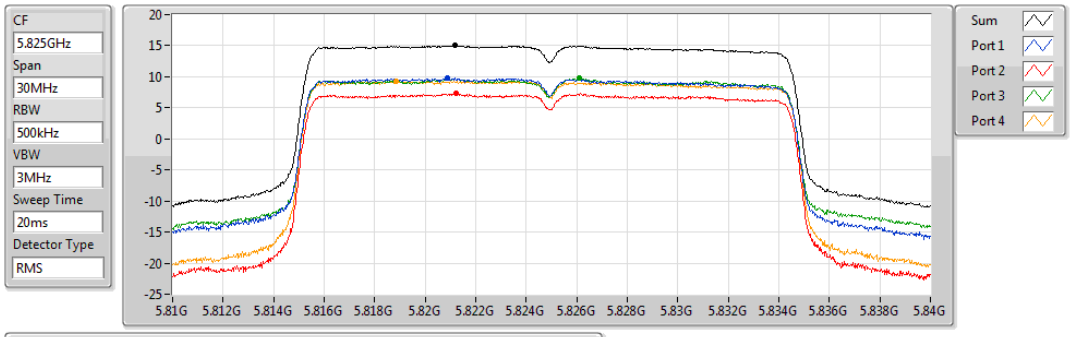

Sum	PD	Port 1	Port 2	Port 3	Port 4
(dBm/RBW)	(dBm/RBW)	(dBm/RBW)	(dBm/RBW)	(dBm/RBW)	(dBm/RBW)
15.04	15.04	9.75	7.31	9.72	9.28

802.11ax HEW40-BF_Nss2,(MCS0)_4TX PSD

5510MHz

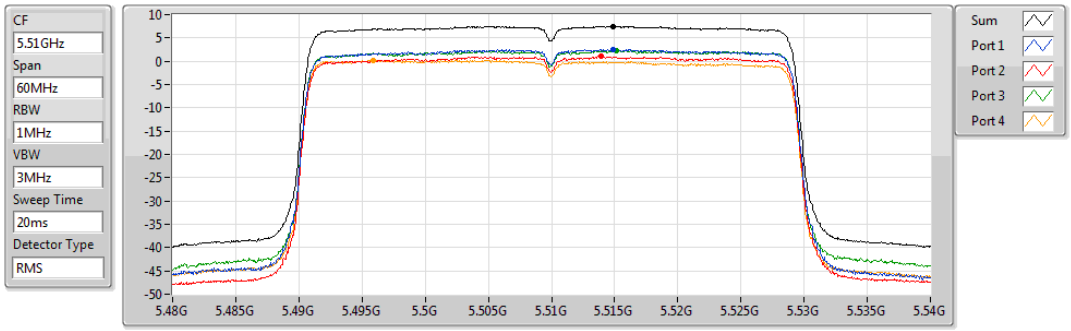

Sum	PD	Port 1	Port 2	Port 3	Port 4
(dBm/RBW)	(dBm/RBW)	(dBm/RBW)	(dBm/RBW)	(dBm/RBW)	(dBm/RBW)
7.49	7.49	2.54	1.05	2.34	0.22

802.11ax HEW40-BF_Nss2,(MCS0)_4TX PSD

5550MHz

10/07/2019

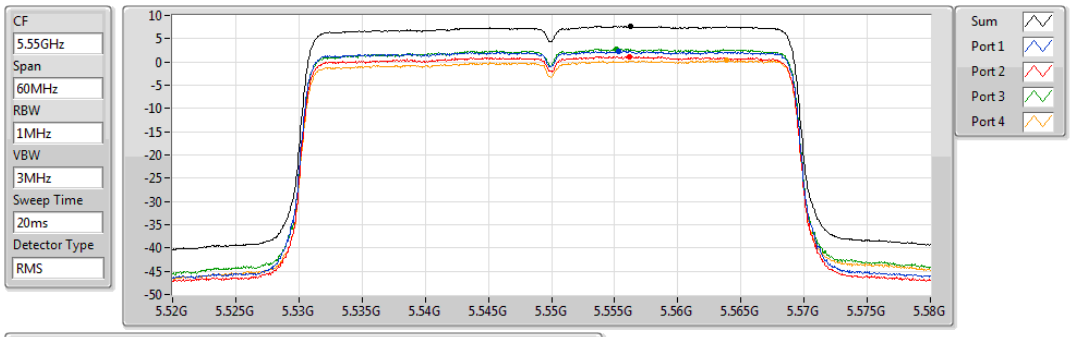

Sum	PD	Port 1	Port 2	Port 3	Port 4
(dBm/RBW)	(dBm/RBW)	(dBm/RBW)	(dBm/RBW)	(dBm/RBW)	(dBm/RBW)
7.65	7.65	2.26	1.15	2.76	0.29

802.11ax HEW40-BF_Nss2,(MCS0)_4TX PSD

5670MHz

10/07/2019

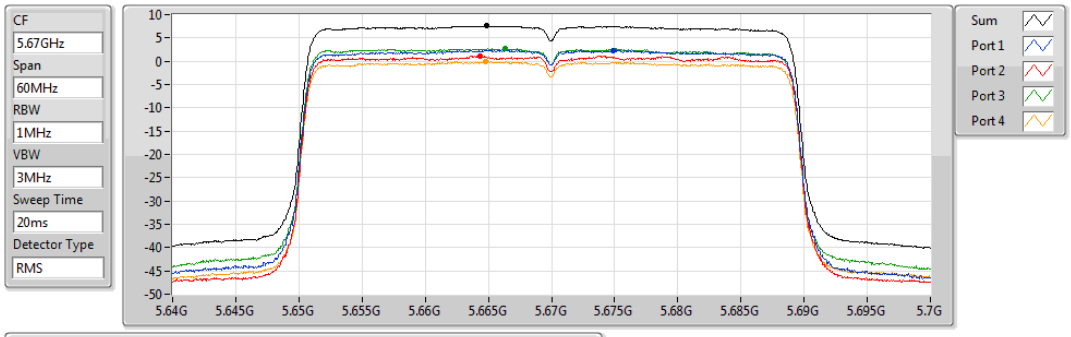

Sum	PD	Port 1	Port 2	Port 3	Port 4
(dBm/RBW)	(dBm/RBW)	(dBm/RBW)	(dBm/RBW)	(dBm/RBW)	(dBm/RBW)
7.54	7.54	2.32	1.21	2.65	-0.11

802.11ax HEW40-BF_Nss2,(MCS0)_4TX PSD

5710MHz Straddle 5.47-5.725GHz

10/07/2019

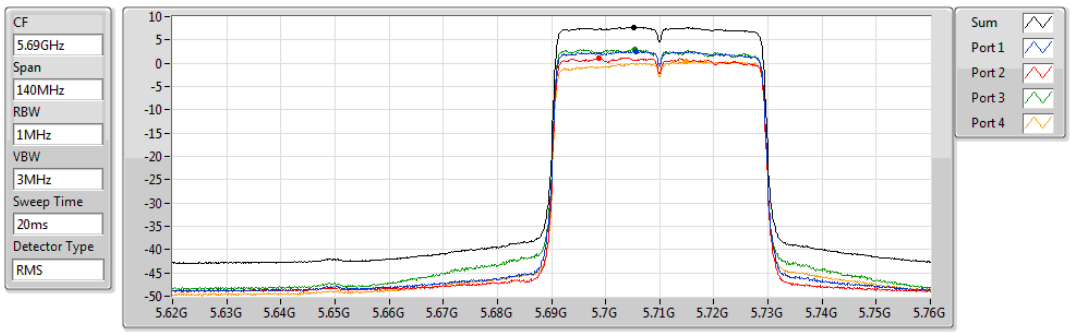

Sum	PD	Port 1	Port 2	Port 3	Port 4
(dBm/RBW)	(dBm/RBW)	(dBm/RBW)	(dBm/RBW)	(dBm/RBW)	(dBm/RBW)
7.70	7.70	2.60	1.17	3.04	0.34

802.11ax HEW40-BF_Nss2,(MCS0)_4TX PSD

5710MHz Straddle 5.725-5.85GHz

10/07/2019

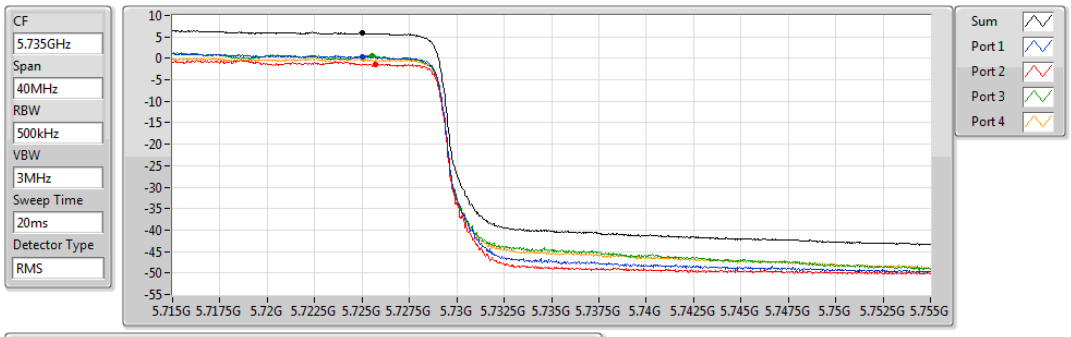

Sum	PD	Port 1	Port 2	Port 3	Port 4
(dBm/RBW)	(dBm/RBW)	(dBm/RBW)	(dBm/RBW)	(dBm/RBW)	(dBm/RBW)
5.85	5.85	0.35	-1.32	0.58	-0.26

802.11ax HEW40-BF_Nss2,(MCS0)_4TX PSD

5755MHz

10/07/2019

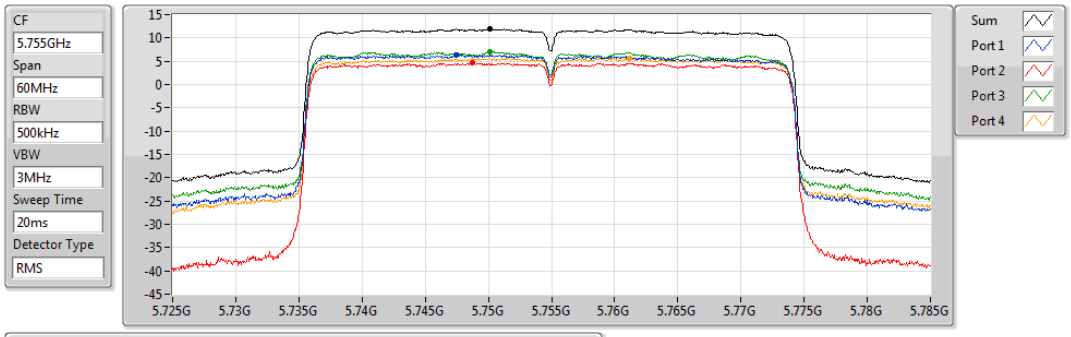

Sum	PD	Port 1	Port 2	Port 3	Port 4
(dBm/RBW)	(dBm/RBW)	(dBm/RBW)	(dBm/RBW)	(dBm/RBW)	(dBm/RBW)
11.91	11.91	6.38	4.69	7.01	5.61

802.11ax HEW40-BF_Nss2,(MCS0)_4TX PSD

5795MHz

10/07/2019

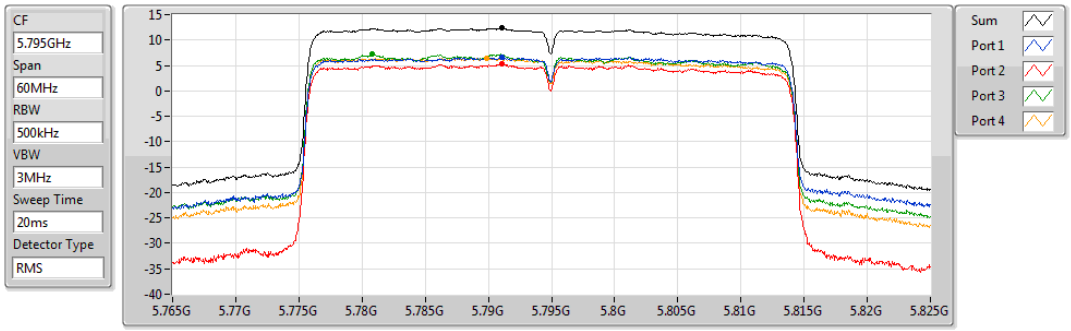

Sum	PD	Port 1	Port 2	Port 3	Port 4
(dBm/RBW)	(dBm/RBW)	(dBm/RBW)	(dBm/RBW)	(dBm/RBW)	(dBm/RBW)
12.37	12.37	6.55	5.24	7.17	6.47

802.11ax HEW80-BF_Nss2,(MCS0)_4TX PSD

5530MHz

10/07/2019

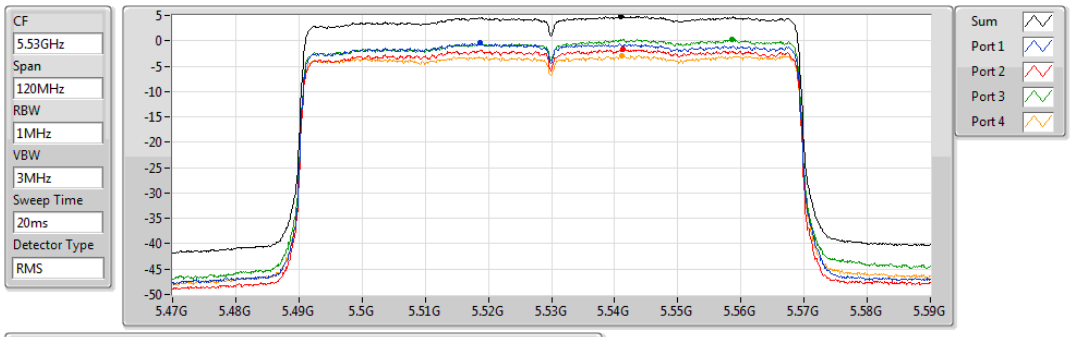

Sum	PD	Port 1	Port 2	Port 3	Port 4
(dBm/RBW)	(dBm/RBW)	(dBm/RBW)	(dBm/RBW)	(dBm/RBW)	(dBm/RBW)
4.82	4.82	-0.47	-1.74	0.28	-2.95

802.11ax HEW80-BF_Nss2,(MCS0)_4TX PSD

5610MHz

10/07/2019

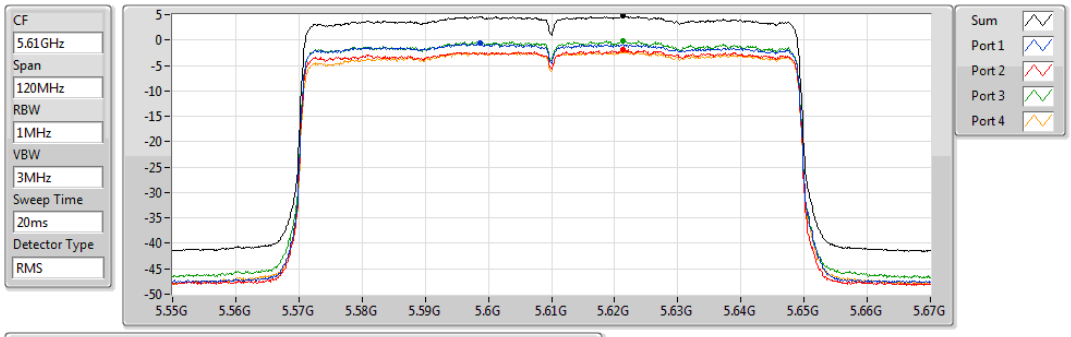

Sum	PD	Port 1	Port 2	Port 3	Port 4
(dBm/RBW)	(dBm/RBW)	(dBm/RBW)	(dBm/RBW)	(dBm/RBW)	(dBm/RBW)
4.88	4.88	-0.64	-1.79	-0.05	-2.19

802.11ax HEW80-BF_Nss2,(MCS0)_4TX PSD

5690MHz Straddle 5.47-5.725GHz

10/07/2019

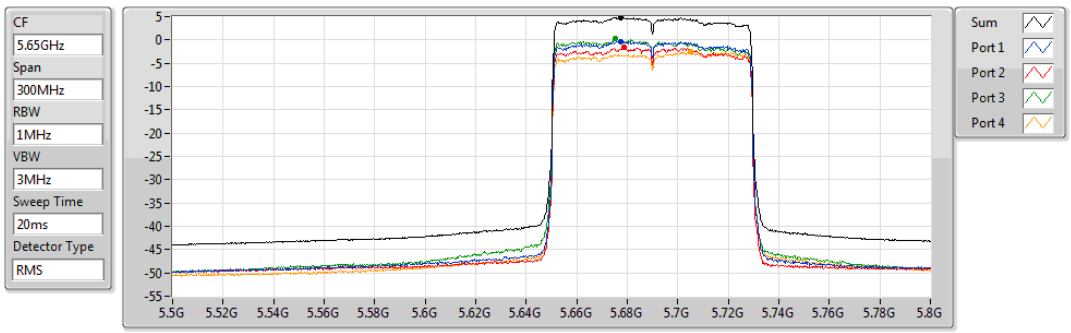

Sum	PD	Port 1	Port 2	Port 3	Port 4
(dBm/RBW)	(dBm/RBW)	(dBm/RBW)	(dBm/RBW)	(dBm/RBW)	(dBm/RBW)
4.83	4.83	-0.29	-1.64	0.30	-2.58

802.11ax HEW80-BF_Nss2,(MCS0)_4TX PSD

5690MHz Straddle 5.725-5.85GHz

10/07/2019

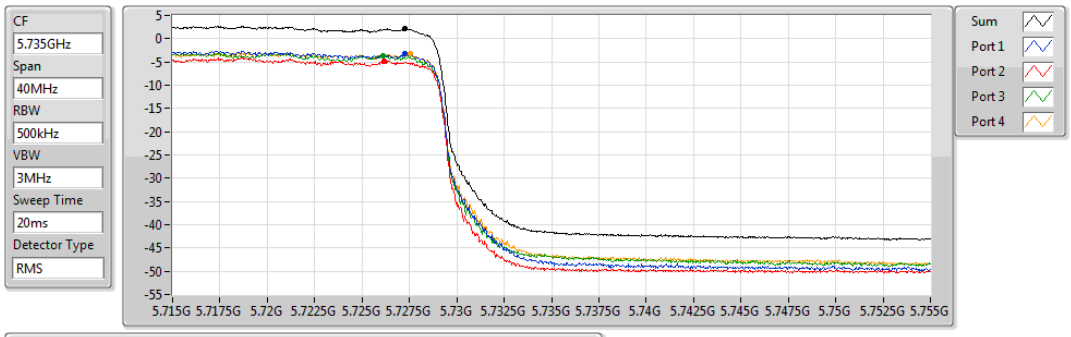

Sum	PD	Port 1	Port 2	Port 3	Port 4
(dBm/RBW)	(dBm/RBW)	(dBm/RBW)	(dBm/RBW)	(dBm/RBW)	(dBm/RBW)
2.11	2.11	-3.32	-4.81	-3.71	-3.29

802.11ax HEW80-BF_Nss2,(MCS0)_4TX PSD

5775MHz

10/07/2019

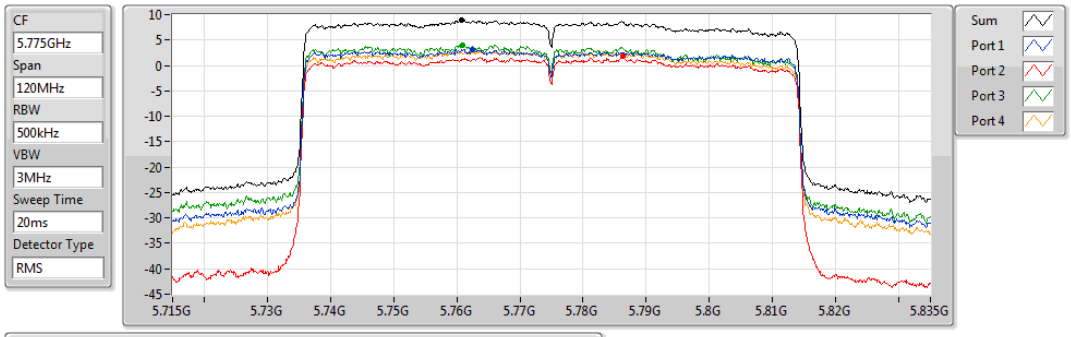

Sum	PD	Port 1	Port 2	Port 3	Port 4
(dBm/RBW)	(dBm/RBW)	(dBm/RBW)	(dBm/RBW)	(dBm/RBW)	(dBm/RBW)
8.83	8.83	3.20	1.74	4.09	2.82

802.11ax HEW160-BF_Nss2,(MCS0)_4TX PSD

5570MHz

10/07/2019

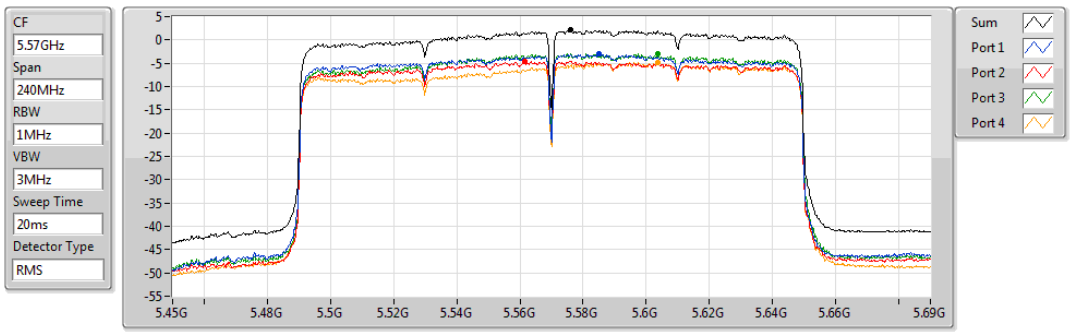

Sum	PD	Port 1	Port 2	Port 3	Port 4
(dBm/RBW)	(dBm/RBW)	(dBm/RBW)	(dBm/RBW)	(dBm/RBW)	(dBm/RBW)
2.09	2.09	-3.01	-4.62	-2.97	-4.79

RSE below 1GHz Result			
Operating Mode	5	**Polarization**	Vertical
Operating Function	CTX		

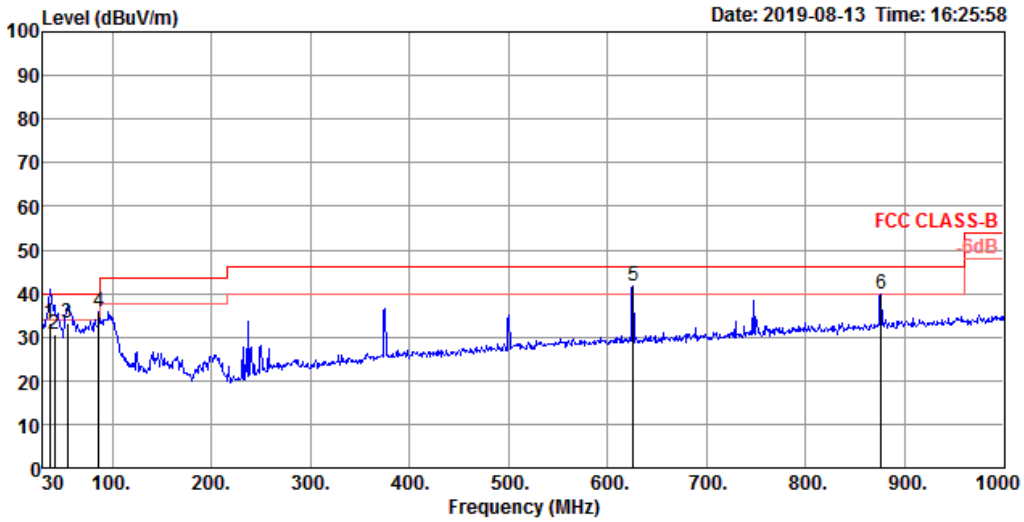

	Freq	Level	Limit Line	Over Limit	Read Level	Cable Loss	Antenna Factor	Preamp Factor	A/Pos	T/Pos	Remark	Pol/Phase
	MHz	dBuV/m	dBuV/m	dB	dBuV	dB	dB/m	dB	cm	deg		
1	36.79	33.30	40.00	-6.70	42.32	0.78	21.69	31.49	100	147	QP	VERTICAL
2	41.64	30.77	40.00	-9.23	42.64	0.86	18.81	31.54	100	348	QP	VERTICAL
3	54.25	33.32	40.00	-6.68	50.36	0.92	13.83	31.79	100	23	QP	VERTICAL
4	86.26	35.93	40.00	-4.07	52.13	1.16	14.51	31.87	125	72	Peak	VERTICAL
5	625.58	41.69	46.00	-4.31	45.63	3.28	25.21	32.43	100	220	Peak	VERTICAL
6	875.84	39.81	46.00	-6.19	40.79	3.92	27.50	32.40	100	158	Peak	VERTICAL

Note 1: “>20dB” means emission levels that exceed the level of 20 dB below the applicable limit.
Note 2: “N/F” means Nothing Found emissions (No emissions were detected.)

RSE below 1GHz Result			
Operating Mode	5	**Polarization**	Horizontal
Operating Function	CTX		

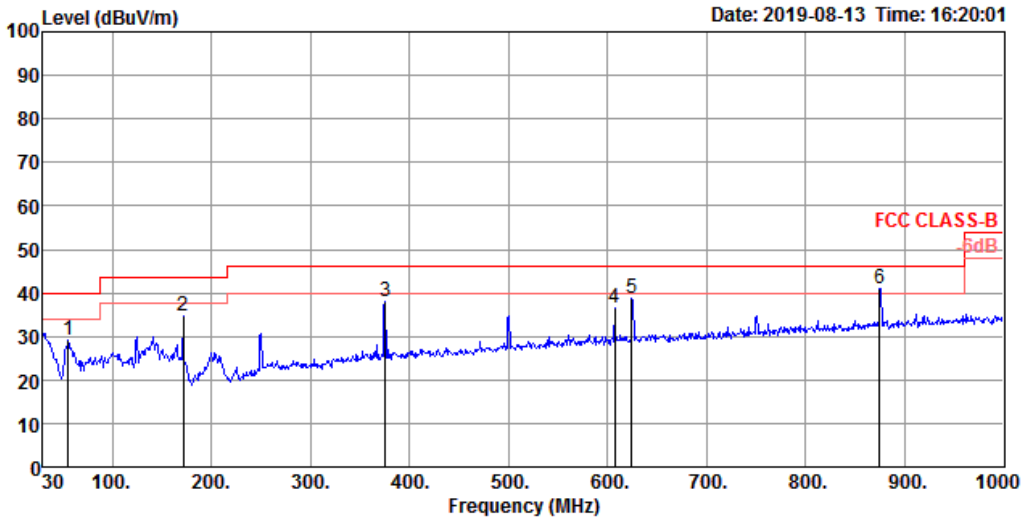

	Freq	Level	Limit Line	Over Limit	Read Level	Cable Loss	Antenna Factor	Preamp Factor	A/Pos	T/Pos	Remark	Pol/Phase
	MHz	dBuV/m	dBuV/m	dB	dBuV	dB	dB/m	dB	cm	deg		
1	55.22	29.14	40.00	-10.86	46.40	0.92	13.62	31.80	300	250	Peak	HORIZONTAL
2	171.62	34.55	43.50	-8.95	48.86	1.67	15.94	31.92	200	65	Peak	HORIZONTAL
3	375.32	37.97	46.00	-8.03	45.75	2.51	21.88	32.17	100	221	Peak	HORIZONTAL
4	607.15	36.71	46.00	-9.29	40.75	3.30	25.00	32.34	100	355	Peak	HORIZONTAL
5	624.61	38.92	46.00	-7.08	42.86	3.28	25.21	32.43	125	87	Peak	HORIZONTAL
6	874.87	40.85	46.00	-5.15	41.83	3.92	27.50	32.40	100	304	Peak	HORIZONTAL

Note 1: “>20dB” means emission levels that exceed the level of 20 dB below the applicable limit.
Note 2: “N/F” means Nothing Found emissions (No emissions were detected.)

For 2T1S and 4T1S
Summary

Mode	Result	Type	Freq (Hz)	Level (dBuV/m)	Limit (dBuV/m)	Margin (dB)	Factor (dB)	Dist (m)	Condition	Azimuth (°)	Height (m)	Comments
5.15-5.25GHz	-	-	-	-	-	-	-	-	-	-	-	-
802.11a_Nss1,(6Mbps)_2TX	Pass	AV	5.1492G	53.84	54.00	-0.16	7.32	3	Vertical	95	1.72	-

802.11a_Nss1,(6Mbps)_2TX

5180MHz_TX

25/07/2019

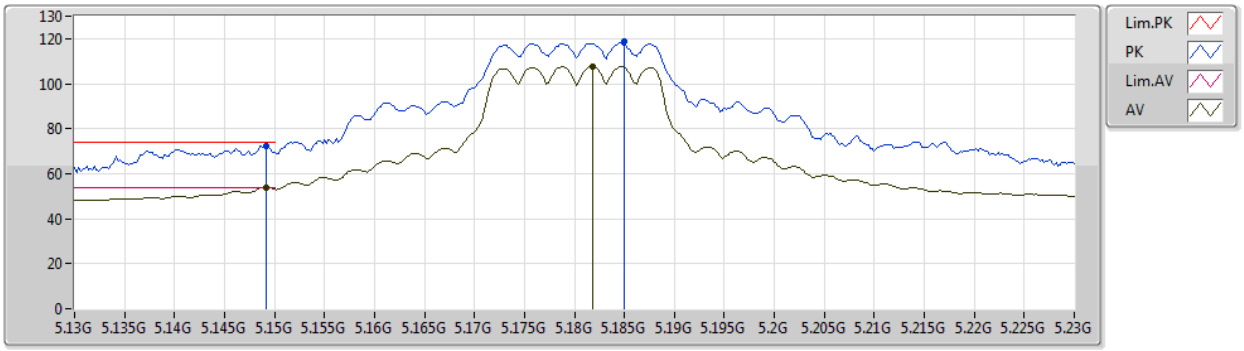

EUT Y_2TX
Setting 102
06-K-3-10
FSP
#01

Type	Freq	Level	Limit	Margin	Factor	Dist	Condition	Azimuth	Height	Comment
	(Hz)	(dBuV/m)	(dBuV/m)	(dB)	(dB)	(m)		(°)	(m)	
PK	5.1492G	72.35	74.00	-1.65	7.32	3	Vertical	95	1.72	-
AV	5.1492G	53.84	54.00	-0.16	7.32	3	Vertical	95	1.72	-
PK	5.185G	118.69	Inf	-Inf	7.36	3	Vertical	95	1.72	-
AV	5.1818G	107.57	Inf	-Inf	7.35	3	Vertical	95	1.72	-

802.11a_Nss1,(6Mbps)_2TX

5180MHz_TX

25/07/2019

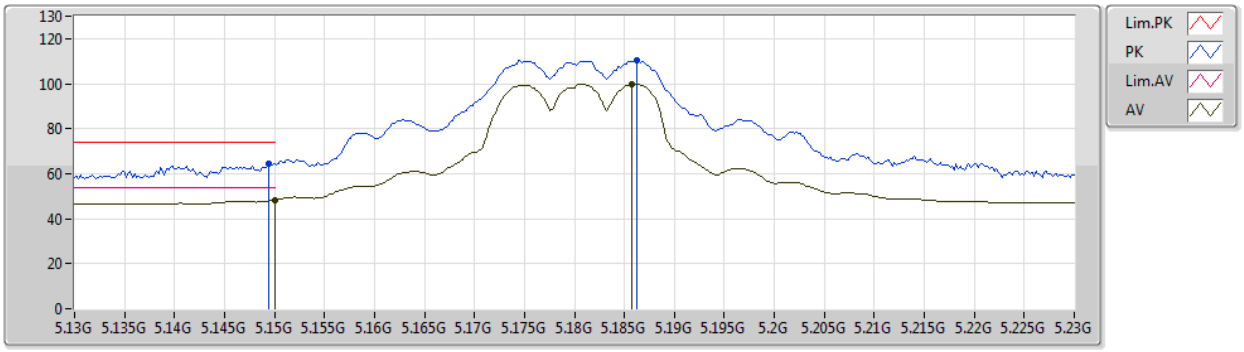

EUT Y_2TX
Setting 102
06-K-3-10
FSP
#01

Type	Freq	Level	Limit	Margin	Factor	Dist	Condition	Azimuth	Height	Comment
	(Hz)	(dBuV/m)	(dBuV/m)	(dB)	(dB)	(m)		(°)	(m)	
PK	5.1494G	64.48	74.00	-9.52	7.32	3	Horizontal	315	1.84	-
AV	5.15G	48.39	54.00	-5.61	7.32	3	Horizontal	315	1.84	-
PK	5.1862G	110.15	Inf	-Inf	7.36	3	Horizontal	315	1.84	-
AV	5.1858G	99.71	Inf	-Inf	7.36	3	Horizontal	315	1.84	-

802.11a_Nss1,(6Mbps)_2TX

5180MHz_TX

25/07/2019

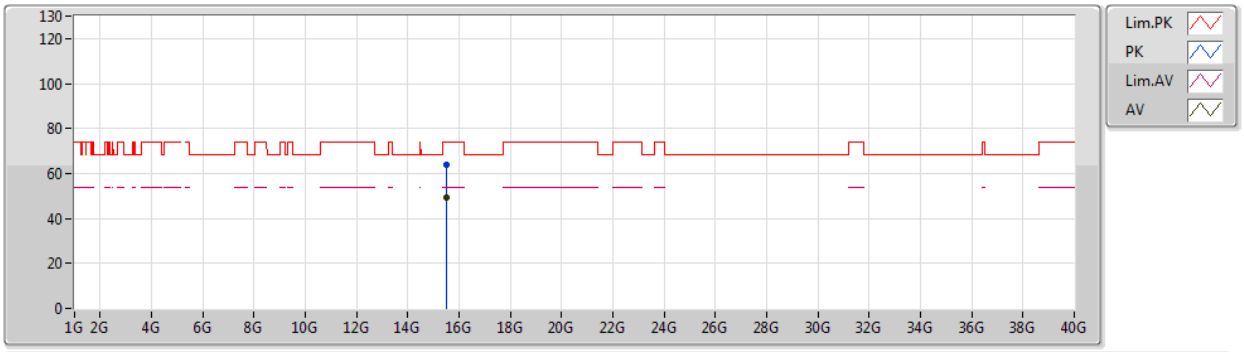

EUT Y_2TX
Setting 102
06-K-3
FSP
#01

Type	Freq	Level	Limit	Margin	Factor	Dist	Condition	Azimuth	Height	Comment
	(Hz)	(dBuV/m)	(dBuV/m)	(dB)	(dB)	(m)		(°)	(m)	
PK	15.5271G	63.71	74.00	-10.29	18.11	3	Vertical	155	1.59	-
AV	15.5277G	49.28	54.00	-4.72	18.11	3	Vertical	155	1.59	-

802.11a_Nss1,(6Mbps)_2TX

5180MHz_TX

25/07/2019

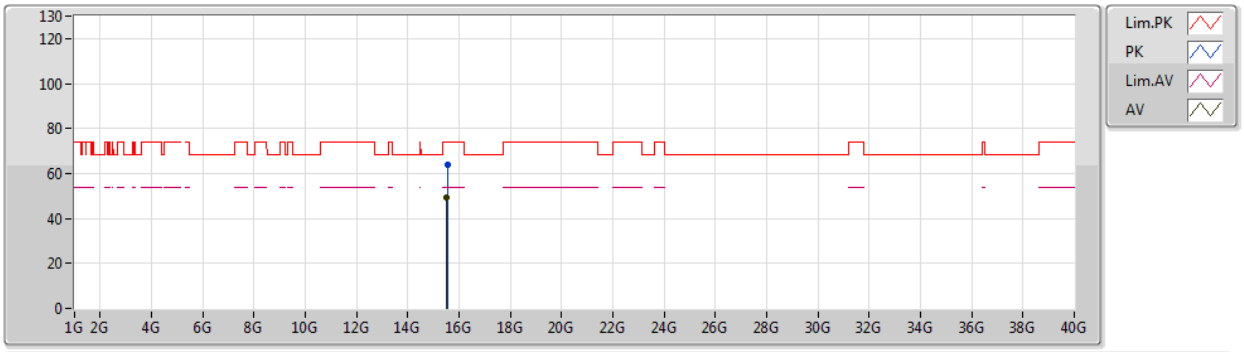

EUT Y_2TX
Setting 102
06-K-3
FSP
#01

Type	Freq	Level	Limit	Margin	Factor	Dist	Condition	Azimuth	Height	Comment
	(Hz)	(dBuV/m)	(dBuV/m)	(dB)	(dB)	(m)		(°)	(m)	
PK	15.53718G	63.68	74.00	-10.32	18.06	3	Horizontal	293	1.50	-
AV	15.5265G	49.30	54.00	-4.70	18.11	3	Horizontal	293	1.50	-

802.11a_Nss1,(6Mbps)_2TX

5200MHz_TX

25/07/2019

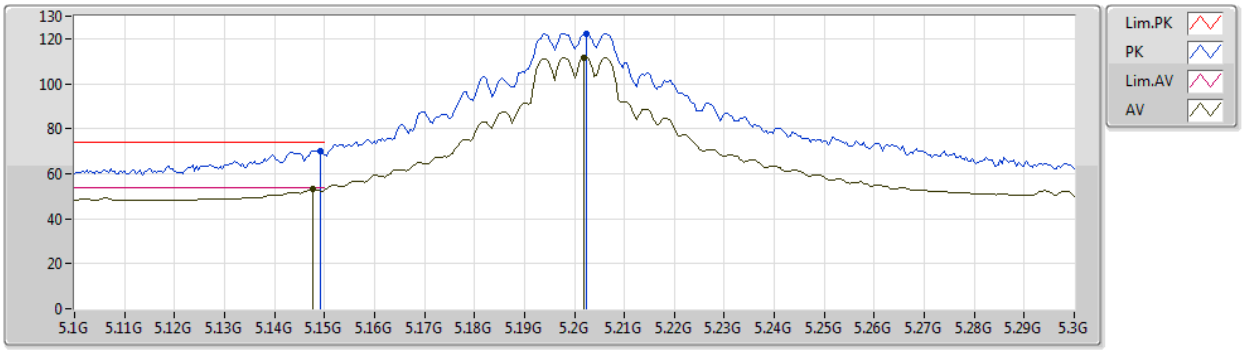

EUT Y_2TX
Setting 118
06-K-3-10
FSP
#01

Type	Freq	Level	Limit	Margin	Factor	Dist	Condition	Azimuth	Height	Comment
	(Hz)	(dBuV/m)	(dBuV/m)	(dB)	(dB)	(m)		(°)	(m)	
PK	5.1492G	70.21	74.00	-3.79	7.32	3	Vertical	280	2.10	-
AV	5.1476G	53.08	54.00	-0.92	7.32	3	Vertical	280	2.10	-
PK	5.2024G	122.34	Inf	-Inf	7.37	3	Vertical	280	2.10	-
AV	5.202G	111.64	Inf	-Inf	7.37	3	Vertical	280	2.10	-

802.11a_Nss1,(6Mbps)_2TX

5200MHz_TX

25/07/2019

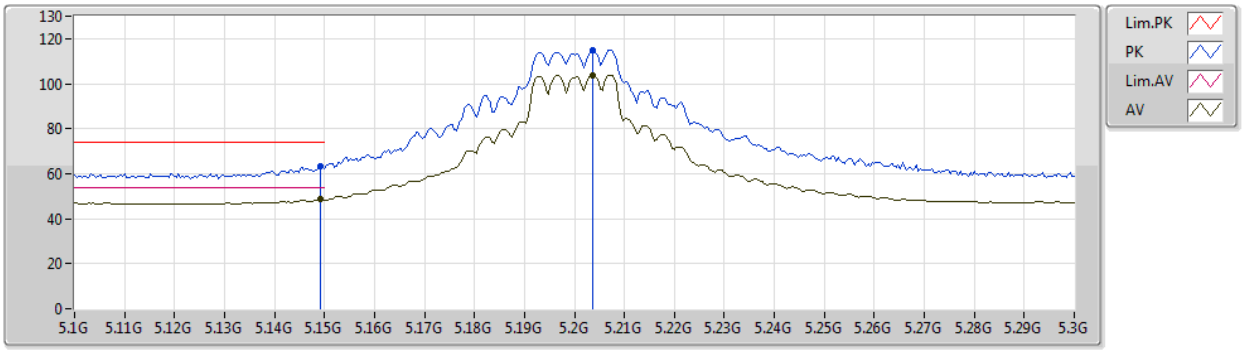

EUT Y_2TX
Setting 118
06-K-3-10
FSP
#01

Type	Freq	Level	Limit	Margin	Factor	Dist	Condition	Azimuth	Height	Comment
	(Hz)	(dBuV/m)	(dBuV/m)	(dB)	(dB)	(m)		(°)	(m)	
PK	5.1492G	63.35	74.00	-10.65	7.32	3	Horizontal	316	1.82	-
AV	5.1492G	48.62	54.00	-5.38	7.32	3	Horizontal	316	1.82	-
PK	5.2036G	115.07	Inf	-Inf	7.37	3	Horizontal	316	1.82	-
AV	5.2036G	103.94	Inf	-Inf	7.37	3	Horizontal	316	1.82	-

802.11a_Nss1,(6Mbps)_2TX

5200MHz_TX

25/07/2019

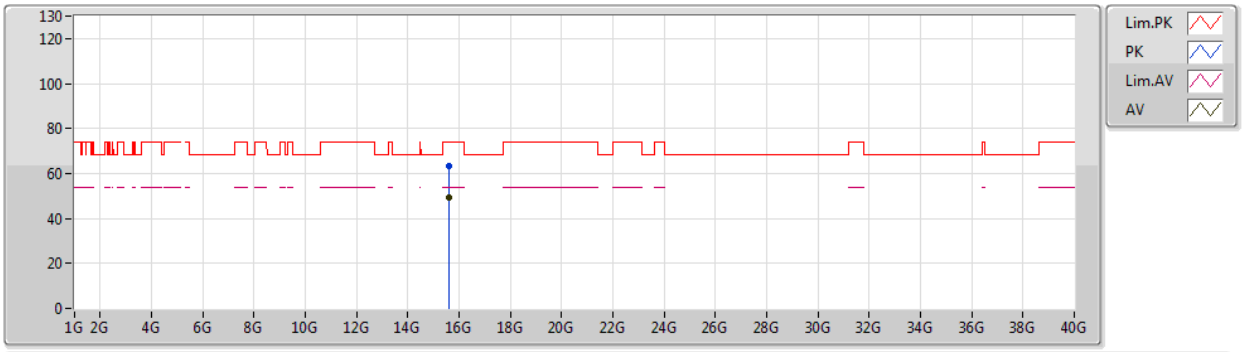

EUT Y_2TX
Setting 118
06-K-3
FSP
#01

Type	Freq	Level	Limit	Margin	Factor	Dist	Condition	Azimuth	Height	Comment
	(Hz)	(dBuV/m)	(dBuV/m)	(dB)	(dB)	(m)		(°)	(m)	
PK	15.59548G	63.59	74.00	-10.41	17.85	3	Vertical	184	1.58	-
AV	15.59632G	49.30	54.00	-4.70	17.84	3	Vertical	184	1.58	-

802.11a_Nss1,(6Mbps)_2TX

5200MHz_TX

25/07/2019

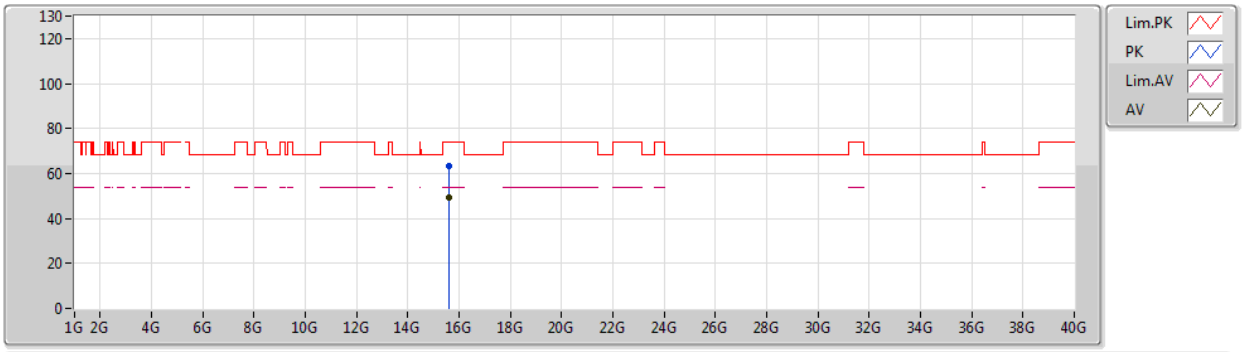

EUT Y_2TX
Setting 118
06-K-3
FSP
#01

Type	Freq	Level	Limit	Margin	Factor	Dist	Condition	Azimuth	Height	Comment
	(Hz)	(dBuV/m)	(dBuV/m)	(dB)	(dB)	(m)		(°)	(m)	
PK	15.603G	63.49	74.00	-10.51	17.83	3	Horizontal	155	1.61	-
AV	15.59808G	49.32	54.00	-4.68	17.84	3	Horizontal	155	1.61	-

802.11a_Nss1,(6Mbps)_2TX

5240MHz_TX

25/07/2019

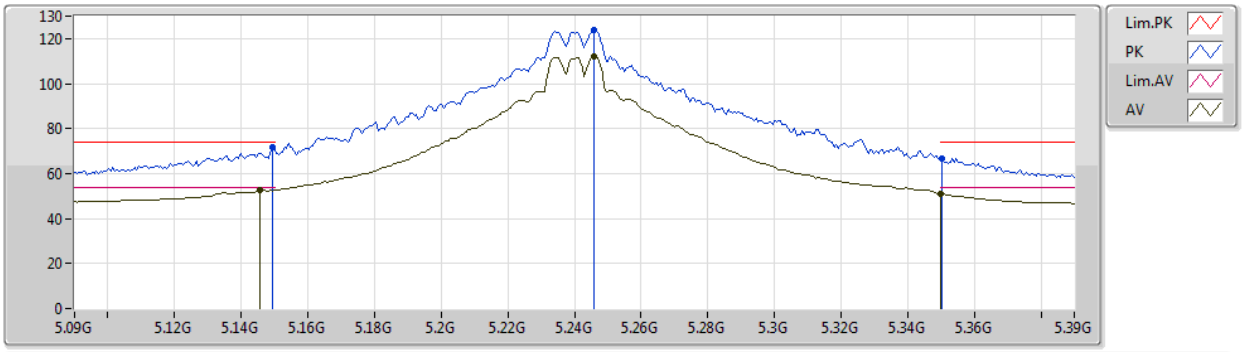

EUT Y_2TX
Setting 120
06-K-3-10
FSP
#01

Type	Freq	Level	Limit	Margin	Factor	Dist	Condition	Azimuth	Height	Comment
	(Hz)	(dBuV/m)	(dBuV/m)	(dB)	(dB)	(m)		(°)	(m)	
PK	5.1494G	71.45	74.00	-2.55	7.32	3	Vertical	260	1.63	-
AV	5.1458G	52.70	54.00	-1.30	7.32	3	Vertical	260	1.63	-
PK	5.246G	123.84	Inf	-Inf	7.41	3	Vertical	260	1.63	-
AV	5.246G	112.01	Inf	-Inf	7.41	3	Vertical	260	1.63	-
PK	5.3504G	66.84	74.00	-7.16	7.47	3	Vertical	260	1.63	-
AV	5.35G	50.96	54.00	-3.04	7.47	3	Vertical	260	1.63	-

802.11a_Nss1,(6Mbps)_2TX

5240MHz_TX

25/07/2019

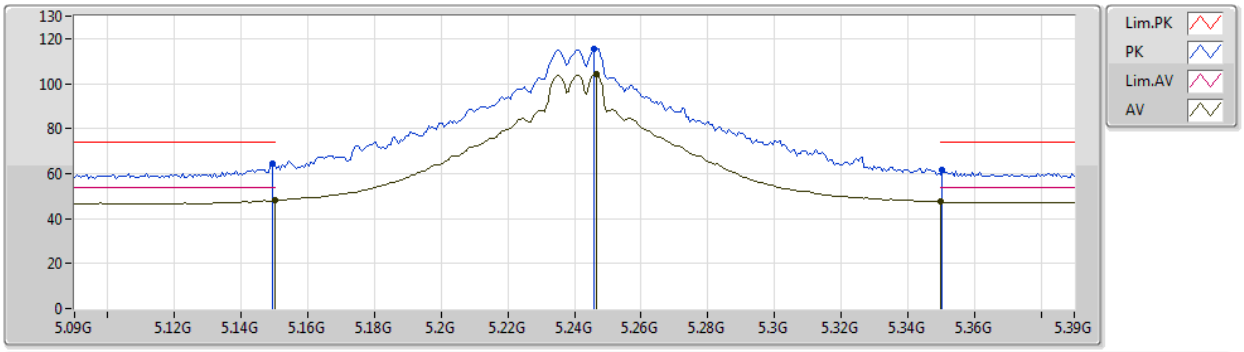

EUT Y_2TX
Setting 120
06-K-3-10
FSP
#01

Type	Freq	Level	Limit	Margin	Factor	Dist	Condition	Azimuth	Height	Comment
	(Hz)	(dBuV/m)	(dBuV/m)	(dB)	(dB)	(m)		(°)	(m)	
PK	5.1494G	64.25	74.00	-9.75	7.32	3	Horizontal	314	1.87	-
AV	5.15G	47.94	54.00	-6.06	7.32	3	Horizontal	314	1.87	-
PK	5.246G	115.57	Inf	-Inf	7.41	3	Horizontal	314	1.87	-
AV	5.2466G	104.01	Inf	-Inf	7.41	3	Horizontal	314	1.87	-
PK	5.3504G	61.43	74.00	-12.57	7.47	3	Horizontal	314	1.87	-
AV	5.35G	47.42	54.00	-6.58	7.47	3	Horizontal	314	1.87	-

802.11a_Nss1,(6Mbps)_2TX

5240MHz_TX

25/07/2019

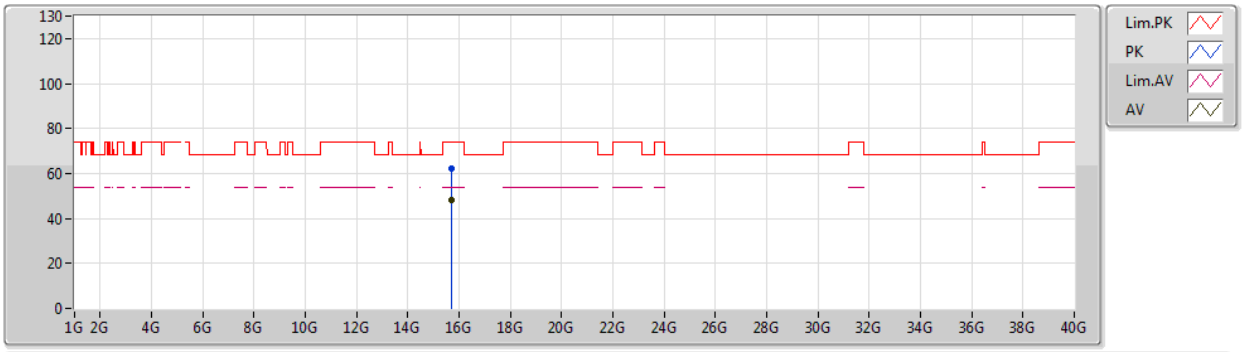

EUT Y_2TX
Setting 120
06-K-3
FSP
#01

Type	Freq	Level	Limit	Margin	Factor	Dist	Condition	Azimuth	Height	Comment
	(Hz)	(dBuV/m)	(dBuV/m)	(dB)	(dB)	(m)		(°)	(m)	
PK	15.72198G	62.08	74.00	-11.92	17.38	3	Vertical	84	1.50	-
AV	15.70632G	47.91	54.00	-6.09	17.44	3	Vertical	84	1.50	-

802.11a_Nss1,(6Mbps)_2TX

5240MHz_TX

25/07/2019

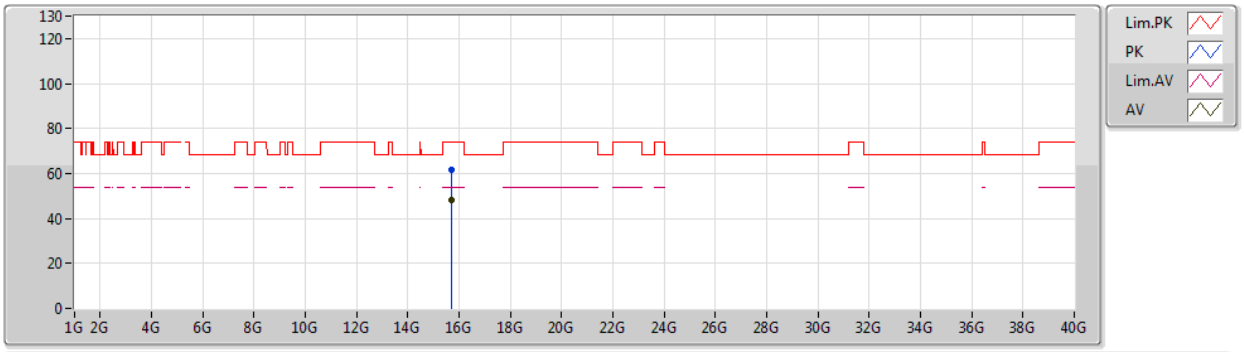

EUT Y_2TX
Setting 120
06-K-3
FSP
#01

Type	Freq	Level	Limit	Margin	Factor	Dist	Condition	Azimuth	Height	Comment
	(Hz)	(dBuV/m)	(dBuV/m)	(dB)	(dB)	(m)		(°)	(m)	
PK	15.71976G	61.67	74.00	-12.33	17.39	3	Horizontal	166	2.97	-
AV	15.71112G	47.97	54.00	-6.03	17.43	3	Horizontal	166	2.97	-

802.11ax HEW20-BF_Nss1,(MCS0)_2TX

5180MHz_TX

03/07/2019

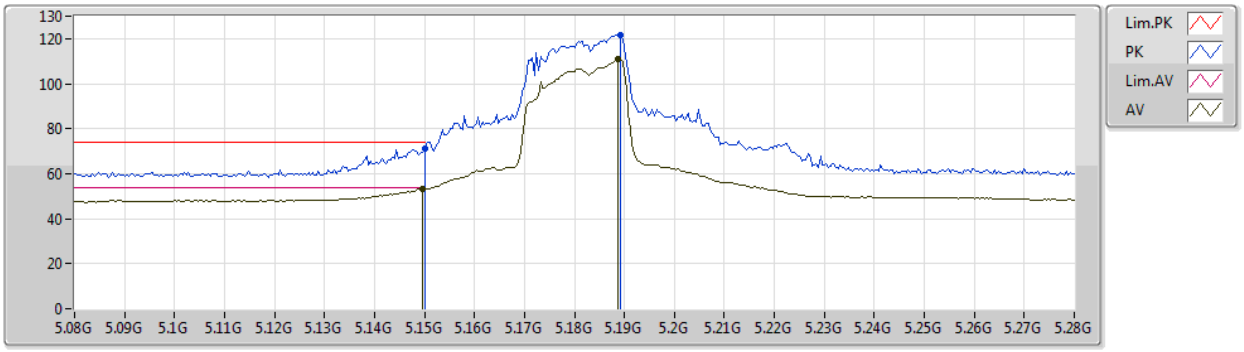

EUT Y_2TX
Setting 96
06-K-3-10
FSP
#01

Type	Freq	Level	Limit	Margin	Factor	Dist	Condition	Azimuth	Height	Comment
	(Hz)	(dBuV/m)	(dBuV/m)	(dB)	(dB)	(m)		(°)	(m)	
PK	5.15G	71.28	74.00	-2.72	7.32	3	Vertical	164	2.16	-
AV	5.1496G	53.38	54.00	-0.62	7.32	3	Vertical	164	2.16	-
PK	5.1892G	121.71	Inf	-Inf	7.36	3	Vertical	164	2.16	-
AV	5.1888G	110.98	Inf	-Inf	7.36	3	Vertical	164	2.16	-

802.11ax HEW20-BF_Nss1,(MCS0)_2TX

5180MHz_TX

30/07/2019

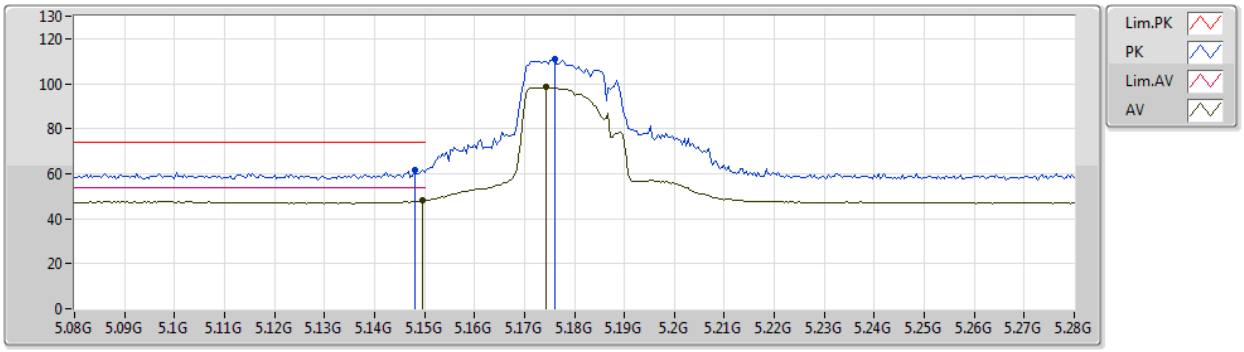

EUT Y_2TX
Setting 96
06-S-5-10
FSP
#01

Type	Freq	Level	Limit	Margin	Factor	Dist	Condition	Azimuth	Height	Comment
	(Hz)	(dBuV/m)	(dBuV/m)	(dB)	(dB)	(m)		(°)	(m)	
PK	5.148G	61.67	74.00	-12.33	7.33	3	Horizontal	324	1.66	-
AV	5.1496G	47.94	54.00	-6.06	7.33	3	Horizontal	324	1.66	-
PK	5.176G	110.72	Inf	-Inf	7.29	3	Horizontal	324	1.66	-
AV	5.1744G	98.69	Inf	-Inf	7.29	3	Horizontal	324	1.66	-

802.11ax HEW20-BF_Nss1,(MCS0)_2TX

5180MHz_TX

30/07/2019

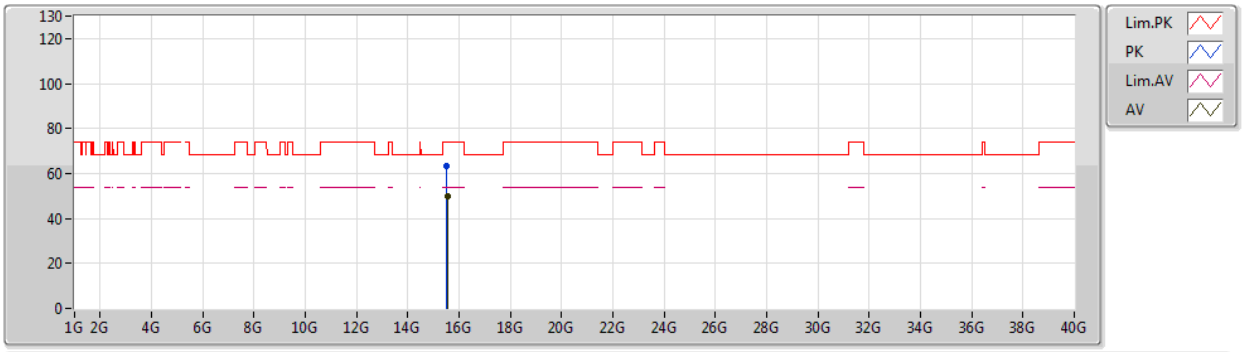

EUT Y_2TX
Setting 96
06-S-5
FSP
#01

Type	Freq	Level	Limit	Margin	Factor	Dist	Condition	Azimuth	Height	Comment
	(Hz)	(dBuV/m)	(dBuV/m)	(dB)	(dB)	(m)		(°)	(m)	
PK	15.53G	63.08	74.00	-10.92	18.09	3	Vertical	256	1.53	-
AV	15.53664G	49.66	54.00	-4.34	18.06	3	Vertical	256	1.53	-

802.11ax HEW20-BF_Nss1,(MCS0)_2TX

5180MHz_TX

30/07/2019

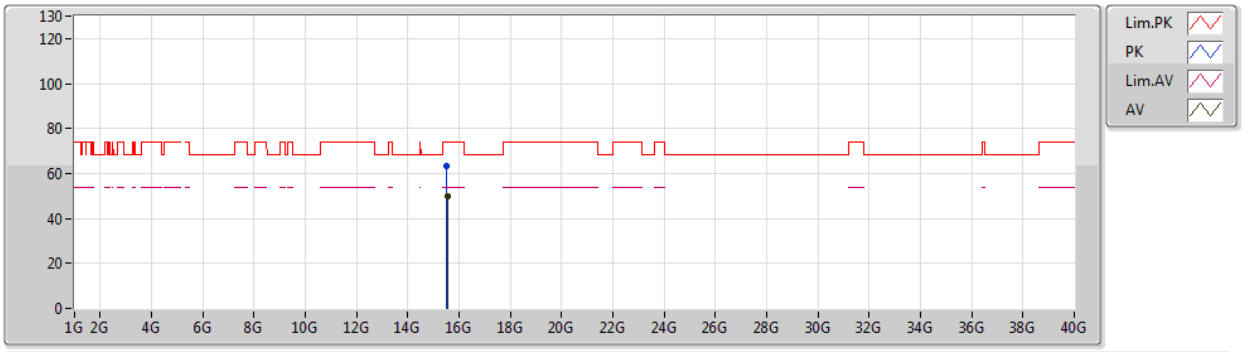

EUT Y_2TX
Setting 96
06-S-5
FSP
#01

Type	Freq	Level	Limit	Margin	Factor	Dist	Condition	Azimuth	Height	Comment
	(Hz)	(dBuV/m)	(dBuV/m)	(dB)	(dB)	(m)		(°)	(m)	
PK	15.5322G	63.05	74.00	-10.95	18.08	3	Horizontal	204	1.11	-
AV	15.53788G	49.78	54.00	-4.22	18.06	3	Horizontal	204	1.11	-

802.11ax HEW20-BF_Nss1,(MCS0)_2TX

5200MHz_TX

03/07/2019

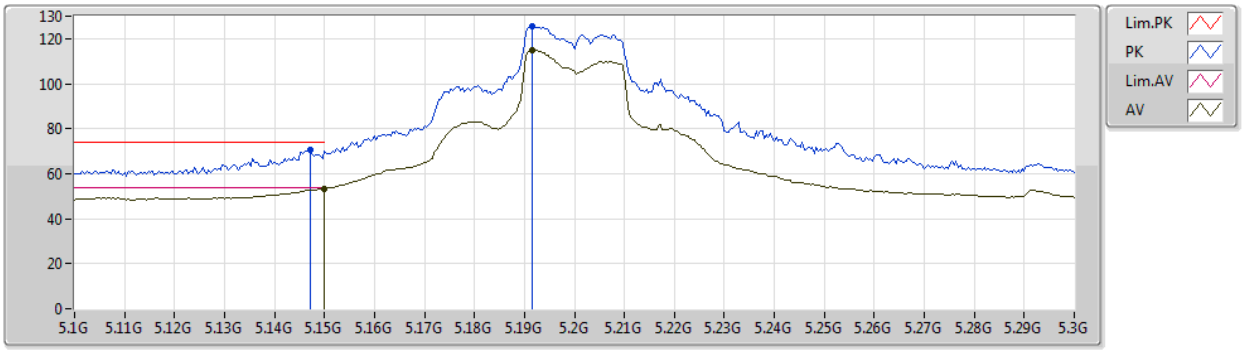

EUT Y_2TX
Setting 116
06-K-3-10
FSP
#01

Type	Freq	Level	Limit	Margin	Factor	Dist	Condition	Azimuth	Height	Comment
	(Hz)	(dBuV/m)	(dBuV/m)	(dB)	(dB)	(m)		(°)	(m)	
PK	5.1472G	70.34	74.00	-3.66	7.32	3	Vertical	80	1.79	-
AV	5.15G	53.39	54.00	-0.61	7.32	3	Vertical	80	1.79	-
PK	5.1916G	125.34	Inf	-Inf	7.35	3	Vertical	80	1.79	-
AV	5.1916G	114.83	Inf	-Inf	7.35	3	Vertical	80	1.79	-

802.11ax HEW20-BF_Nss1,(MCS0)_2TX

5200MHz_TX

30/07/2019

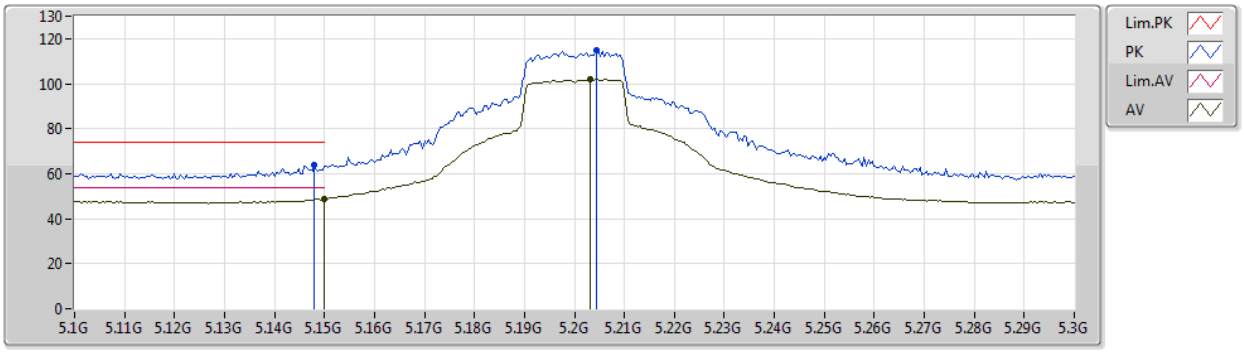

EUT Y_2TX
Setting 116
06-S-5-10
FSP
#01

Type	Freq	Level	Limit	Margin	Factor	Dist	Condition	Azimuth	Height	Comment
	(Hz)	(dBuV/m)	(dBuV/m)	(dB)	(dB)	(m)		(°)	(m)	
PK	5.148G	63.75	74.00	-10.25	7.33	3	Horizontal	90	2.03	-
AV	5.15G	48.78	54.00	-5.22	7.33	3	Horizontal	90	2.03	-
PK	5.2044G	114.87	Inf	-Inf	7.24	3	Horizontal	90	2.03	-
AV	5.2032G	101.81	Inf	-Inf	7.24	3	Horizontal	90	2.03	-

802.11ax HEW20-BF_Nss1,(MCS0)_2TX

5200MHz_TX

30/07/2019

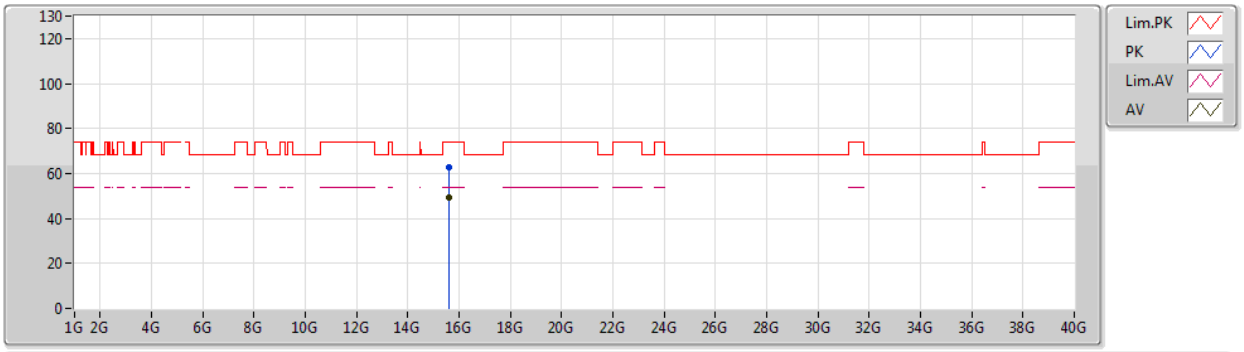

EUT Y_2TX
Setting 116
06-S-5
FSP
#01

Type	Freq	Level	Limit	Margin	Factor	Dist	Condition	Azimuth	Height	Comment
	(Hz)	(dBuV/m)	(dBuV/m)	(dB)	(dB)	(m)		(°)	(m)	
PK	15.60476G	62.61	74.00	-11.39	17.82	3	Vertical	101	2.08	-
AV	15.59436G	49.50	54.00	-4.50	17.85	3	Vertical	101	2.08	-

802.11ax HEW20-BF_Nss1,(MCS0)_2TX

5200MHz_TX

30/07/2019

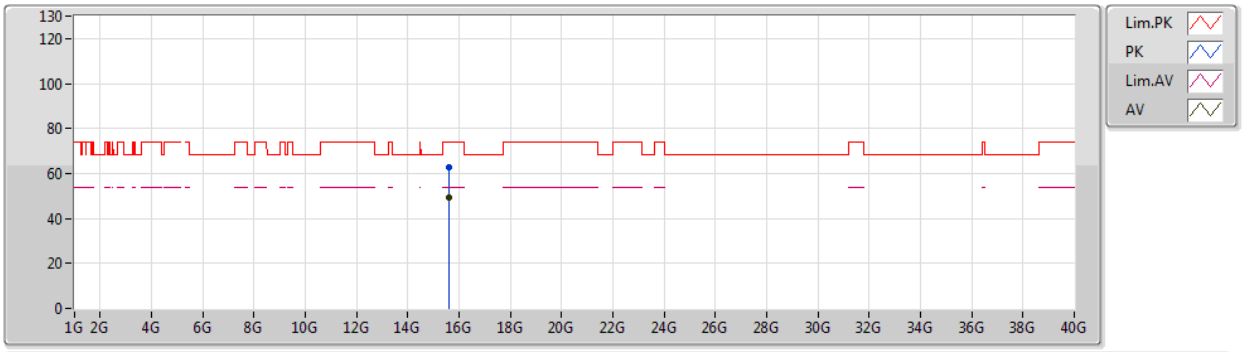

EUT Y_2TX
Setting 116
06-S-5
FSP
#01

Type	Freq	Level	Limit	Margin	Factor	Dist	Condition	Azimuth	Height	Comment
	(Hz)	(dBuV/m)	(dBuV/m)	(dB)	(dB)	(m)		(°)	(m)	
PK	15.60728G	62.49	74.00	-11.51	17.81	3	Horizontal	45	2.24	-
AV	15.60468G	49.49	54.00	-4.51	17.82	3	Horizontal	45	2.24	-

802.11ax HEW20-BF_Nss1,(MCS0)_2TX

5240MHz_TX

03/07/2019

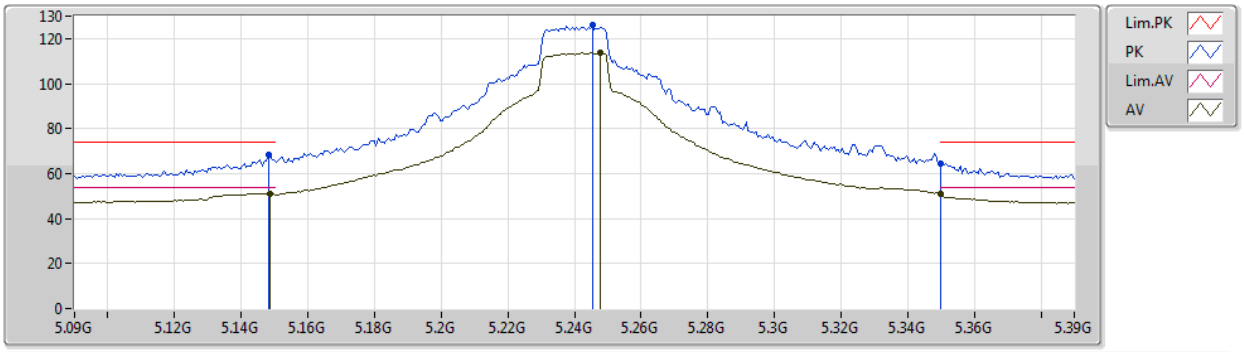

EUT Y_2TX
Setting 118
06-K-3-10
FSP
#01

Type	Freq	Level	Limit	Margin	Factor	Dist	Condition	Azimuth	Height	Comment
	(Hz)	(dBuV/m)	(dBuV/m)	(dB)	(dB)	(m)		(°)	(m)	
PK	5.1482G	68.51	74.00	-5.49	7.32	3	Vertical	281	1.92	-
AV	5.1488G	51.20	54.00	-2.80	7.32	3	Vertical	281	1.92	-
PK	5.2454G	125.92	Inf	-Inf	7.41	3	Vertical	281	1.92	-
AV	5.2478G	113.72	Inf	-Inf	7.41	3	Vertical	281	1.92	-
PK	5.35G	64.30	74.00	-9.70	7.47	3	Vertical	281	1.92	-
AV	5.35G	50.78	54.00	-3.22	7.47	3	Vertical	281	1.92	-

802.11ax HEW20-BF_Nss1,(MCS0)_2TX

5240MHz_TX

30/07/2019

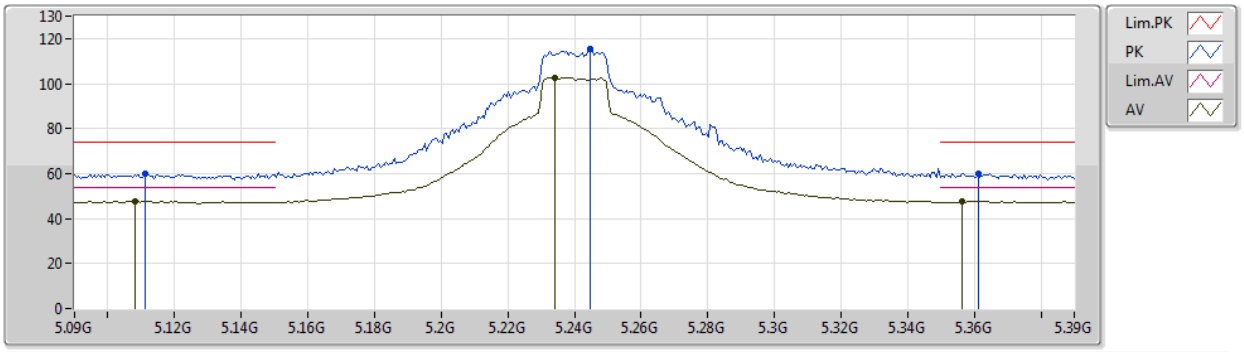

EUT Y_2TX
Setting 118
06-S-5-10
FSP
#01

Type	Freq	Level	Limit	Margin	Factor	Dist	Condition	Azimuth	Height	Comment
	(Hz)	(dBuV/m)	(dBuV/m)	(dB)	(dB)	(m)		(°)	(m)	
PK	5.111G	59.88	74.00	-14.12	7.39	3	Horizontal	98	2.14	-
AV	5.108G	47.64	54.00	-6.36	7.40	3	Horizontal	98	2.14	-
PK	5.2448G	115.44	Inf	-Inf	7.17	3	Horizontal	98	2.14	-
AV	5.234G	102.53	Inf	-Inf	7.18	3	Horizontal	98	2.14	-
PK	5.3612G	60.22	74.00	-13.78	7.25	3	Horizontal	98	2.14	-
AV	5.3564G	47.59	54.00	-6.41	7.23	3	Horizontal	98	2.14	-

802.11ax HEW20-BF_Nss1,(MCS0)_2TX

5240MHz_TX

30/07/2019

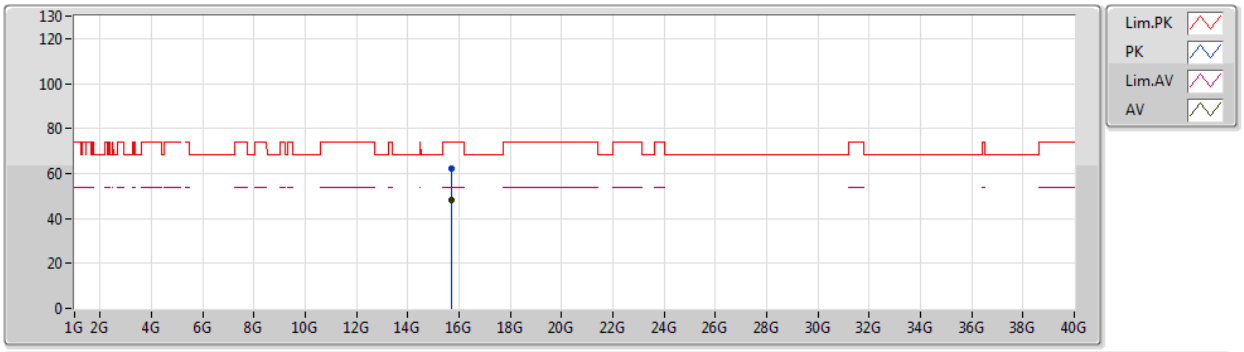

EUT Y_2TX
Setting 118
06-S-5
FSP
#01

Type	Freq	Level	Limit	Margin	Factor	Dist	Condition	Azimuth	Height	Comment
	(Hz)	(dBuV/m)	(dBuV/m)	(dB)	(dB)	(m)		(°)	(m)	
PK	15.72564G	62.08	74.00	-11.92	17.38	3	Vertical	195	1.67	-
AV	15.71052G	48.43	54.00	-5.57	17.43	3	Vertical	195	1.67	-

802.11ax HEW20-BF_Nss1,(MCS0)_2TX

5240MHz_TX

30/07/2019

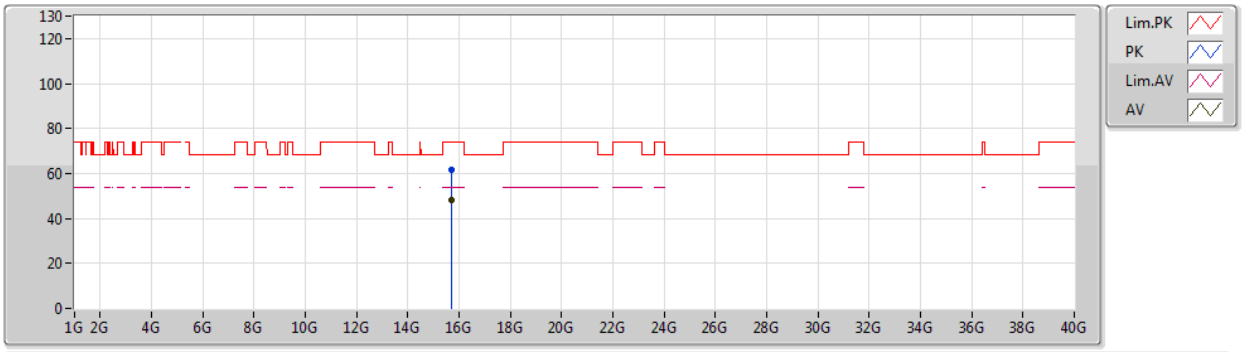

EUT Y_2TX
Setting 118
06-S-5
FSP
#01

Type	Freq	Level	Limit	Margin	Factor	Dist	Condition	Azimuth	Height	Comment
	(Hz)	(dBuV/m)	(dBuV/m)	(dB)	(dB)	(m)		(°)	(m)	
PK	15.7184G	61.76	74.00	-12.24	17.40	3	Horizontal	326	1.89	-
AV	15.7118G	48.46	54.00	-5.54	17.42	3	Horizontal	326	1.89	-

802.11ax HEW40-BF_Nss1,(MCS0)_2TX

5190MHz_TX

03/07/2019

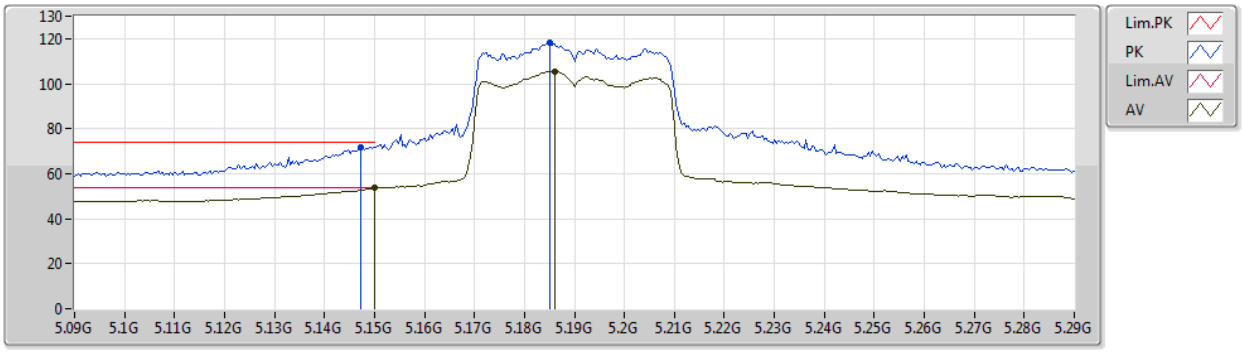

EUT Y_2TX
Setting 91
06-K-3-10
FSP
#01

Type	Freq	Level	Limit	Margin	Factor	Dist	Condition	Azimuth	Height	Comment
	(Hz)	(dBuV/m)	(dBuV/m)	(dB)	(dB)	(m)		(°)	(m)	
PK	5.1472G	71.90	74.00	-2.10	7.32	3	Vertical	262	1.81	-
AV	5.15G	53.52	54.00	-0.48	7.32	3	Vertical	262	1.81	-
PK	5.1852G	118.01	Inf	-Inf	7.36	3	Vertical	262	1.81	-
AV	5.186G	105.62	Inf	-Inf	7.36	3	Vertical	262	1.81	-

802.11ax HEW40-BF_Nss1,(MCS0)_2TX

5190MHz_TX

30/07/2019

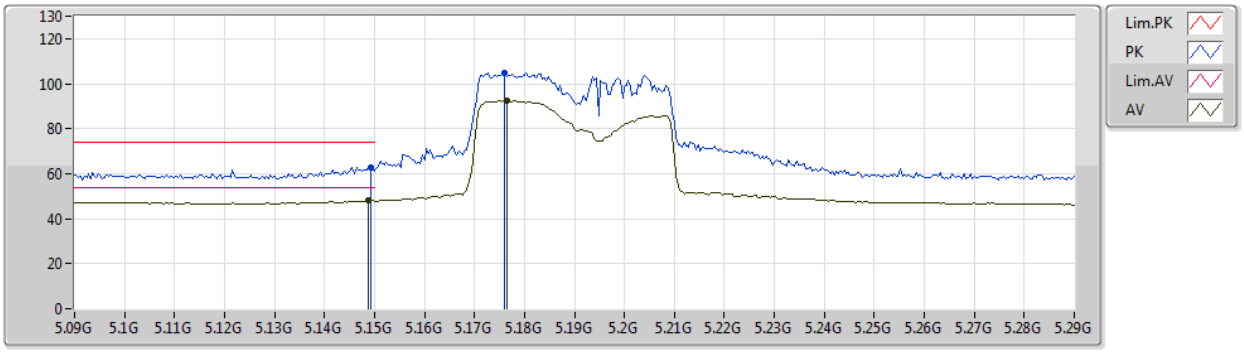

EUT Y_2TX
Setting 91
06-S-5-10
FSP
#01

Type	Freq	Level	Limit	Margin	Factor	Dist	Condition	Azimuth	Height	Comment
	(Hz)	(dBuV/m)	(dBuV/m)	(dB)	(dB)	(m)		(°)	(m)	
PK	5.1492G	62.99	74.00	-11.01	7.33	3	Horizontal	322	1.50	-
AV	5.1488G	48.08	54.00	-5.92	7.33	3	Horizontal	322	1.50	-
PK	5.176G	104.79	Inf	-Inf	7.29	3	Horizontal	322	1.50	-
AV	5.1764G	92.39	Inf	-Inf	7.29	3	Horizontal	322	1.50	-

802.11ax HEW40-BF_Nss1,(MCS0)_2TX

5190MHz_TX

30/07/2019

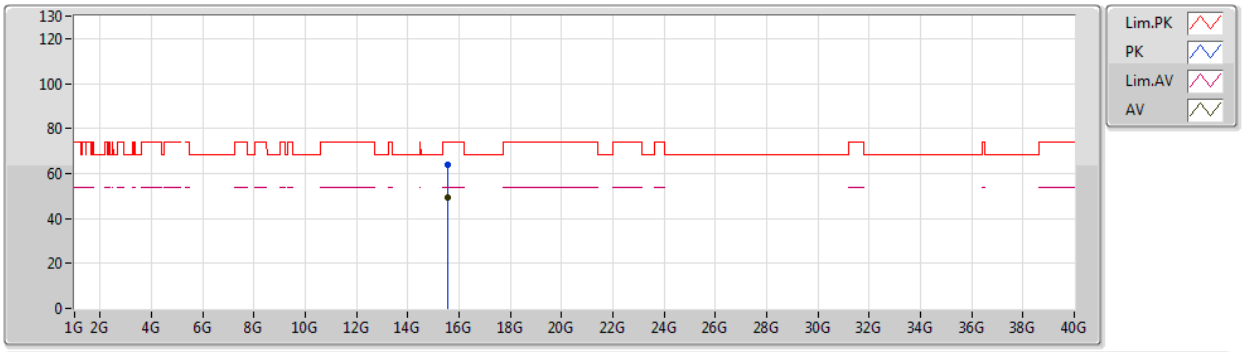

EUT Y_2TX
Setting 91
06-S-5
FSP
#01

Type	Freq	Level	Limit	Margin	Factor	Dist	Condition	Azimuth	Height	Comment
	(Hz)	(dBuV/m)	(dBuV/m)	(dB)	(dB)	(m)		(°)	(m)	
PK	15.57808G	63.65	74.00	-10.35	17.92	3	Vertical	7	1.70	-
AV	15.575G	49.16	54.00	-4.84	17.93	3	Vertical	7	1.70	-

802.11ax HEW40-BF_Nss1,(MCS0)_2TX

5190MHz_TX

30/07/2019

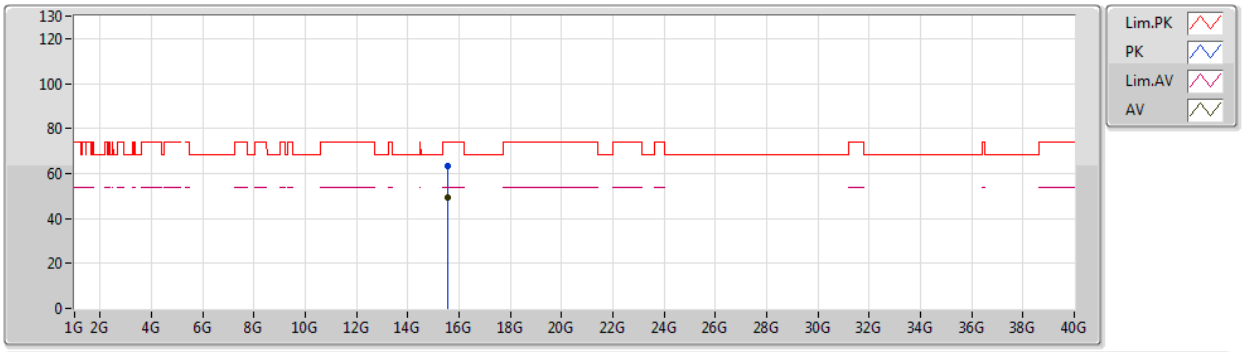

EUT Y_2TX
Setting 91
06-S-5
FSP
#01

Type	Freq	Level	Limit	Margin	Factor	Dist	Condition	Azimuth	Height	Comment
	(Hz)	(dBuV/m)	(dBuV/m)	(dB)	(dB)	(m)		(°)	(m)	
PK	15.57392G	63.38	74.00	-10.62	17.93	3	Horizontal	99	1.44	-
AV	15.57292G	49.17	54.00	-4.83	17.94	3	Horizontal	99	1.44	-

802.11ax HEW40-BF_Nss1,(MCS0)_2TX

5230MHz_TX

03/07/2019

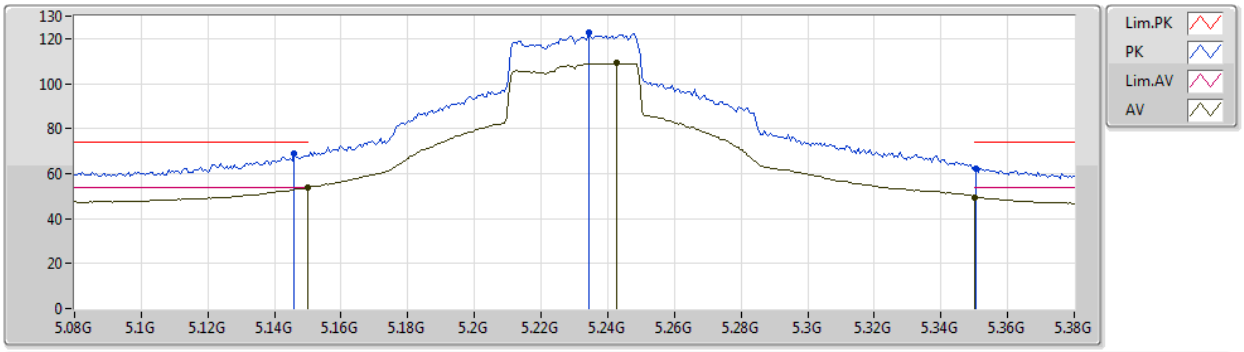

EUT Y_2TX
Setting 108
06-K-3-10
FSP
#01

Type	Freq	Level	Limit	Margin	Factor	Dist	Condition	Azimuth	Height	Comment
	(Hz)	(dBuV/m)	(dBuV/m)	(dB)	(dB)	(m)		(°)	(m)	
PK	5.146G	68.71	74.00	-5.29	7.32	3	Vertical	285	1.95	-
AV	5.15G	53.59	54.00	-0.41	7.32	3	Vertical	285	1.95	-
PK	5.2342G	122.58	Inf	-Inf	7.39	3	Vertical	285	1.95	-
AV	5.2426G	109.00	Inf	-Inf	7.41	3	Vertical	285	1.95	-
PK	5.3506G	62.46	74.00	-11.54	7.47	3	Vertical	285	1.95	-
AV	5.35G	49.52	54.00	-4.48	7.47	3	Vertical	285	1.95	-

802.11ax HEW40-BF_Nss1,(MCS0)_2TX

5230MHz_TX

30/07/2019

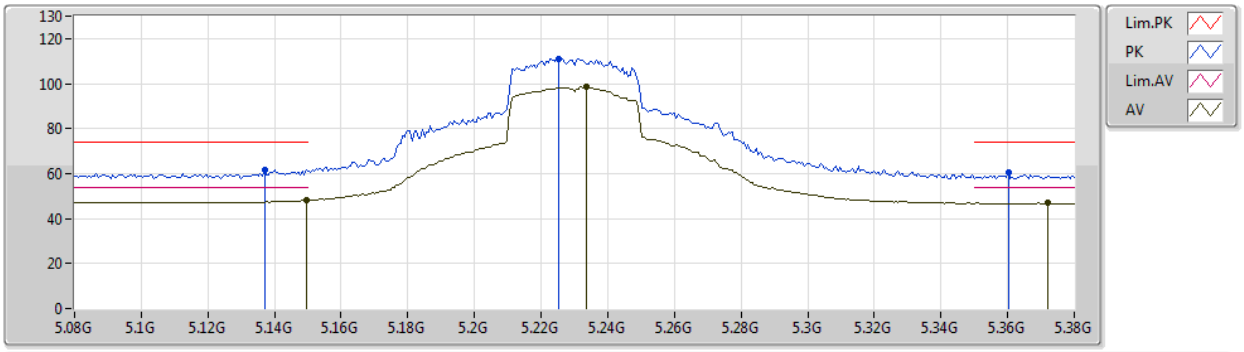

EUT Y_2TX
Setting 108
06-S-5-10
FSP
#01

Type	Freq	Level	Limit	Margin	Factor	Dist	Condition	Azimuth	Height	Comment
	(Hz)	(dBuV/m)	(dBuV/m)	(dB)	(dB)	(m)		(°)	(m)	
PK	5.137G	61.62	74.00	-12.38	7.35	3	Horizontal	322	1.90	-
AV	5.1496G	48.04	54.00	-5.96	7.33	3	Horizontal	322	1.90	-
PK	5.2252G	111.20	Inf	-Inf	7.21	3	Horizontal	322	1.90	-
AV	5.2336G	98.43	Inf	-Inf	7.18	3	Horizontal	322	1.90	-
PK	5.3602G	60.66	74.00	-13.34	7.25	3	Horizontal	322	1.90	-
AV	5.3722G	46.91	54.00	-7.09	7.28	3	Horizontal	322	1.90	-

802.11ax HEW40-BF_Nss1,(MCS0)_2TX

5230MHz_TX

30/07/2019

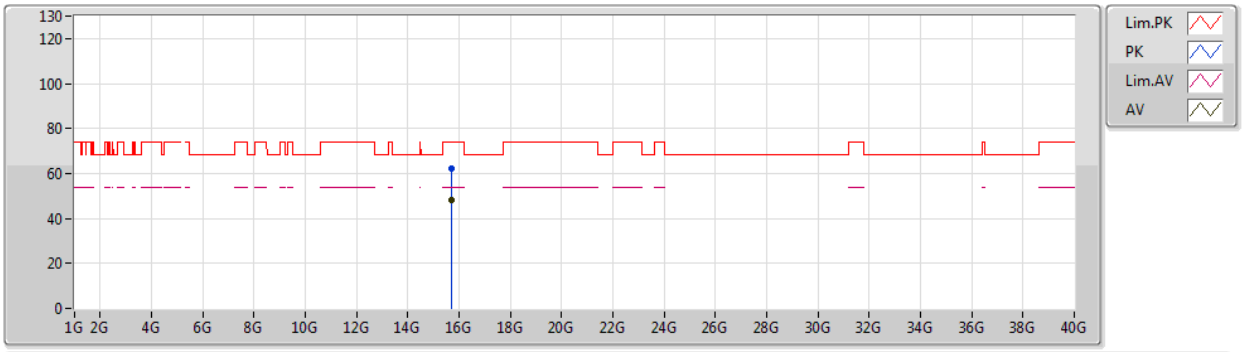

EUT Y_2TX
Setting 108
06-S-5
FSP
#01

Type	Freq	Level	Limit	Margin	Factor	Dist	Condition	Azimuth	Height	Comment
	(Hz)	(dBuV/m)	(dBuV/m)	(dB)	(dB)	(m)		(°)	(m)	
PK	15.69372G	62.25	74.00	-11.75	17.50	3	Vertical	171	1.03	-
AV	15.68792G	48.15	54.00	-5.85	17.52	3	Vertical	171	1.03	-

802.11ax HEW40-BF_Nss1,(MCS0)_2TX

5230MHz_TX

30/07/2019

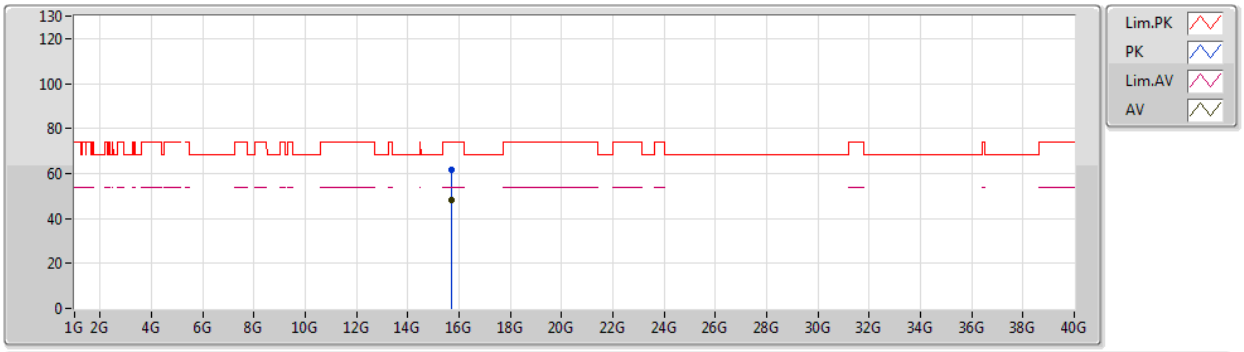

EUT Y_2TX
Setting 108
06-S-5
FSP
#01

Type	Freq	Level	Limit	Margin	Factor	Dist	Condition	Azimuth	Height	Comment
	(Hz)	(dBuV/m)	(dBuV/m)	(dB)	(dB)	(m)		(°)	(m)	
PK	15.69368G	61.91	74.00	-12.09	17.50	3	Horizontal	177	1.76	-
AV	15.68224G	48.14	54.00	-5.86	17.53	3	Horizontal	177	1.76	-

802.11ax HEW80-BF_Nss1,(MCS0)_2TX

5210MHz_TX

31/07/2019

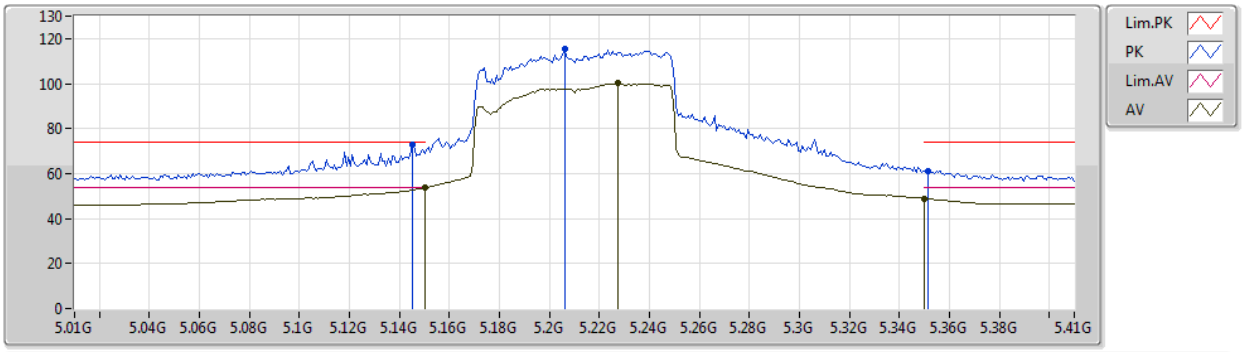

EUT Y_2TX
Setting 92
06-K-3-10
FSP
#01

Type	Freq	Level	Limit	Margin	Factor	Dist	Condition	Azimuth	Height	Comment
	(Hz)	(dBuV/m)	(dBuV/m)	(dB)	(dB)	(m)		(°)	(m)	
PK	5.1452G	72.79	74.00	-1.21	7.34	3	Vertical	256	2.00	-
AV	5.15G	53.60	54.00	-0.40	7.33	3	Vertical	256	2.00	-
PK	5.206G	115.65	Inf	-Inf	7.24	3	Vertical	256	2.00	-
AV	5.2276G	100.10	Inf	-Inf	7.20	3	Vertical	256	2.00	-
PK	5.3516G	61.20	74.00	-12.80	7.21	3	Vertical	256	2.00	-
AV	5.35G	48.84	54.00	-5.16	7.21	3	Vertical	256	2.00	-

802.11ax HEW80-BF_Nss1,(MCS0)_2TX

5210MHz_TX

31/07/2019

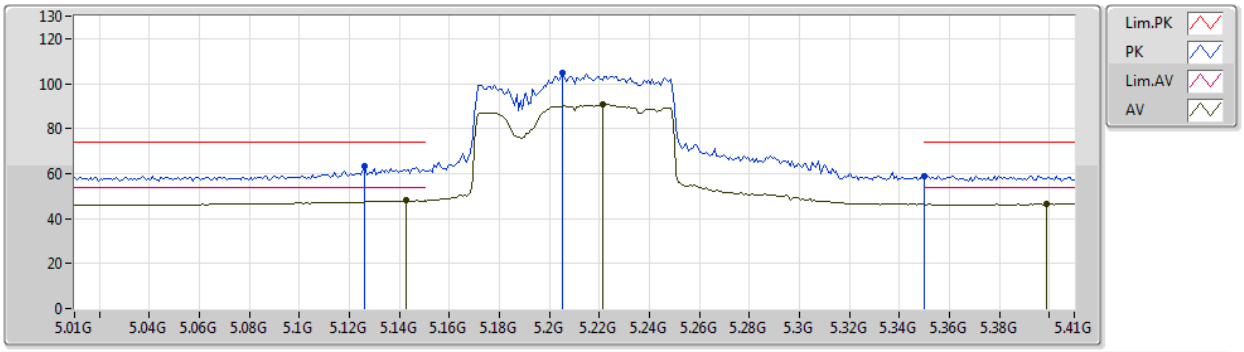

EUT Y_2TX
Setting 92
06-K-3-10
FSP
#01

Type	Freq	Level	Limit	Margin	Factor	Dist	Condition	Azimuth	Height	Comment
	(Hz)	(dBuV/m)	(dBuV/m)	(dB)	(dB)	(m)		(°)	(m)	
PK	5.126G	63.58	74.00	-10.42	7.37	3	Horizontal	315	1.16	-
AV	5.1428G	47.94	54.00	-6.06	7.34	3	Horizontal	315	1.16	-
PK	5.2052G	105.04	Inf	-Inf	7.24	3	Horizontal	315	1.16	-
AV	5.2212G	90.74	Inf	-Inf	7.21	3	Horizontal	315	1.16	-
PK	5.35G	59.04	74.00	-14.96	7.21	3	Horizontal	315	1.16	-
AV	5.3988G	46.44	54.00	-7.56	7.37	3	Horizontal	315	1.16	-

802.11ax HEW80-BF_Nss1,(MCS0)_2TX

5210MHz_TX

31/07/2019

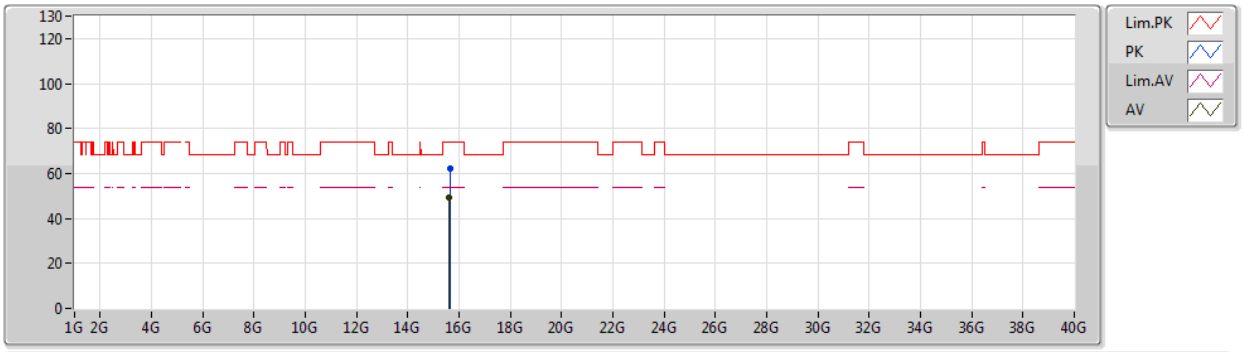

EUT Y_2TX
Setting 92
06-K-3
FSP
#01

Type	Freq	Level	Limit	Margin	Factor	Dist	Condition	Azimuth	Height	Comment
	(Hz)	(dBuV/m)	(dBuV/m)	(dB)	(dB)	(m)		(°)	(m)	
PK	15.63612G	62.47	74.00	-11.53	17.71	3	Vertical	260	1.61	-
AV	15.62092G	49.21	54.00	-4.79	17.76	3	Vertical	260	1.61	-

802.11ax HEW80-BF_Nss1,(MCS0)_2TX

5210MHz_TX

31/07/2019

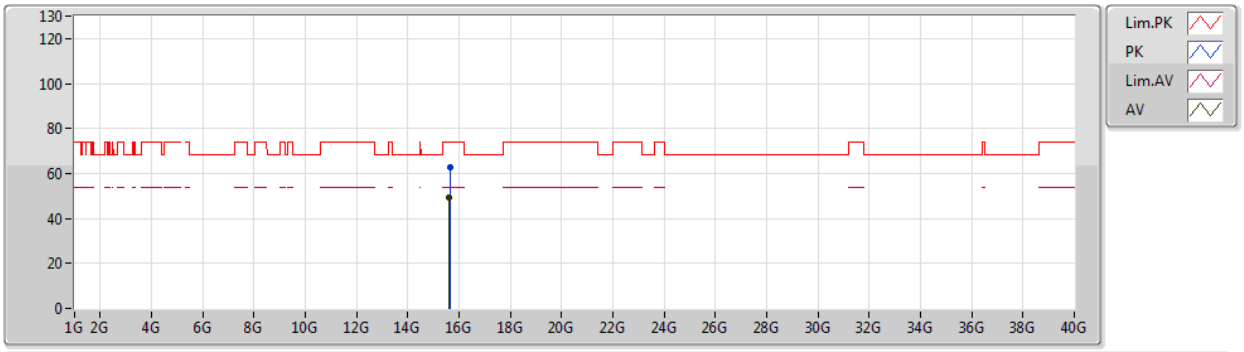

EUT Y_2TX
Setting 92
06-K-3
FSP
#01

Type	Freq	Level	Limit	Margin	Factor	Dist	Condition	Azimuth	Height	Comment
	(Hz)	(dBuV/m)	(dBuV/m)	(dB)	(dB)	(m)		(°)	(m)	
PK	15.6364G	62.52	74.00	-11.48	17.70	3	Horizontal	111	2.35	-
AV	15.62164G	49.05	54.00	-4.95	17.75	3	Horizontal	111	2.35	-

802.11a_Nss1,(6Mbps)_4TX

5500MHz_TX

26/07/2019

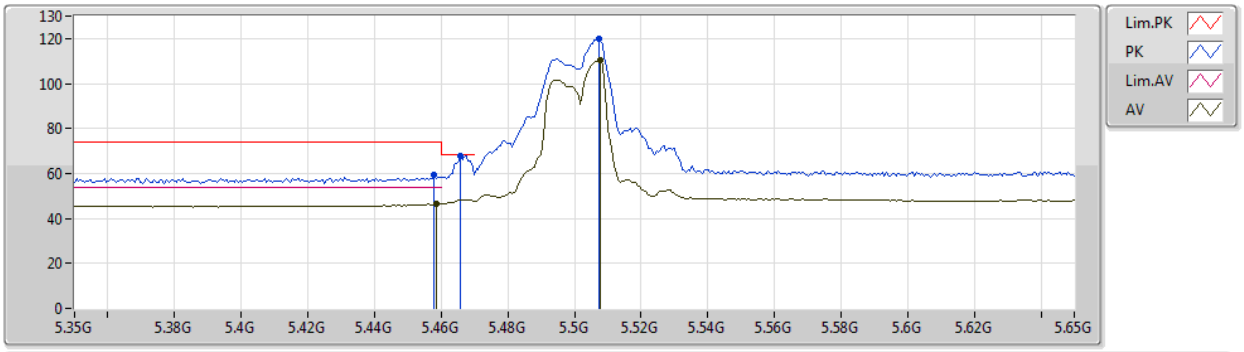

EUT Y_4TX
Setting 75
02-J-5-10
FSU(100015)

Type	Freq	Level	Limit	Margin	Factor	Dist	Condition	Azimuth	Height	Comment
	(Hz)	(dBuV/m)	(dBuV/m)	(dB)	(dB)	(m)		(°)	(m)	
PK	5.458G	59.13	74.00	-14.87	8.55	3	Vertical	301	1.77	-
AV	5.4586G	46.40	54.00	-7.60	8.55	3	Vertical	301	1.77	-
PK	5.4658G	67.67	68.20	-0.53	8.56	3	Vertical	301	1.77	-
PK	5.5072G	119.67	Inf	-Inf	8.62	3	Vertical	301	1.77	-
AV	5.5078G	110.29	Inf	-Inf	8.62	3	Vertical	301	1.77	-

802.11a_Nss1,(6Mbps)_4TX

5500MHz_TX

26/07/2019

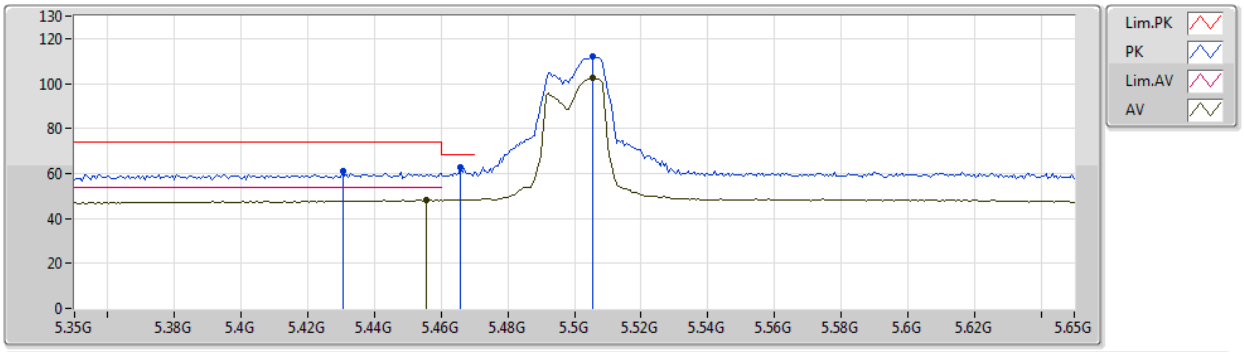

EUT Y_4TX
Setting 75
06-K-3-10
FSP

Type	Freq	Level	Limit	Margin	Factor	Dist	Condition	Azimuth	Height	Comment
	(Hz)	(dBuV/m)	(dBuV/m)	(dB)	(dB)	(m)		(°)	(m)	
PK	5.4304G	61.13	74.00	-12.87	7.43	3	Horizontal	166	2.77	-
AV	5.4556G	48.15	54.00	-5.85	7.49	3	Horizontal	166	2.77	-
PK	5.4658G	63.03	68.20	-5.17	7.52	3	Horizontal	166	2.77	-
PK	5.5054G	111.81	Inf	-Inf	7.59	3	Horizontal	166	2.77	-
AV	5.5054G	102.29	Inf	-Inf	7.59	3	Horizontal	166	2.77	-

802.11a_Nss1,(6Mbps)_4TX

5500MHz_TX

26/07/2019

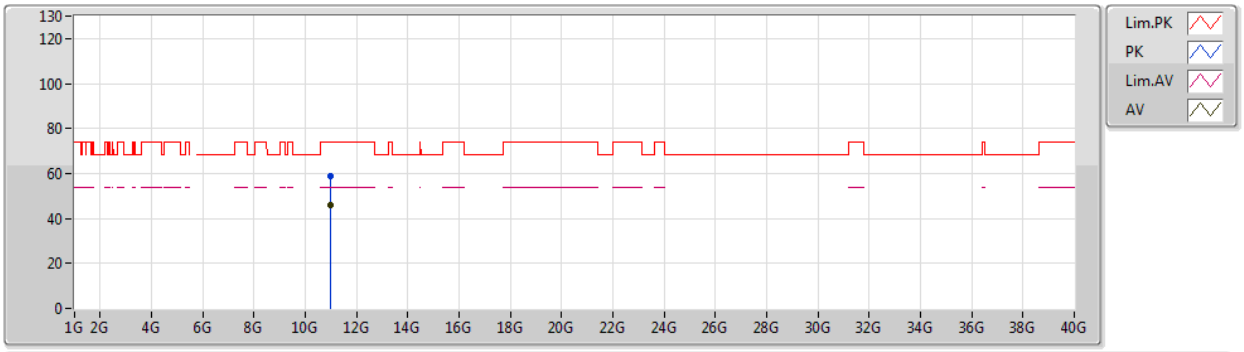

EUT Y_4TX
Setting 75
06-K-3
FSP
#1

Type	Freq	Level	Limit	Margin	Factor	Dist	Condition	Azimuth	Height	Comment
	(Hz)	(dBuV/m)	(dBuV/m)	(dB)	(dB)	(m)		(°)	(m)	
PK	10.9925G	58.78	74.00	-15.22	17.04	3	Vertical	262	1.32	-
AV	10.99988G	45.91	54.00	-8.09	17.05	3	Vertical	262	1.32	-

802.11a_Nss1,(6Mbps)_4TX

5500MHz_TX

26/07/2019

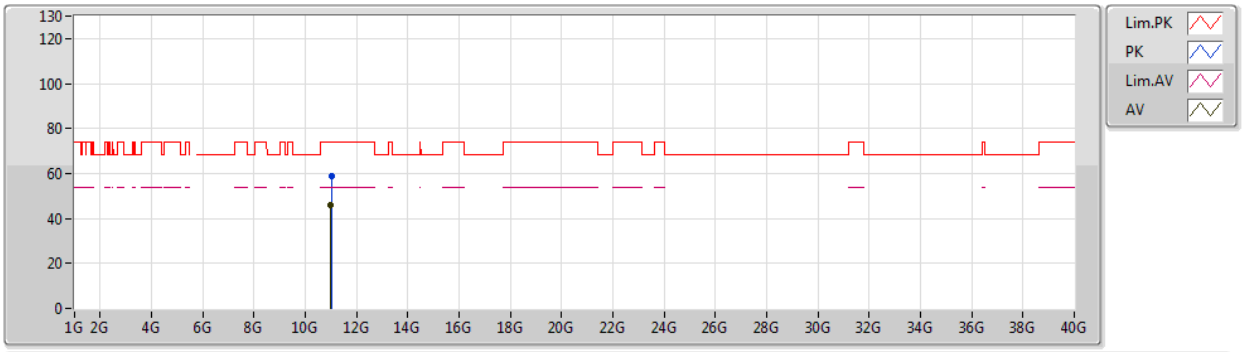

EUT Y_4TX
Setting 75
06-K-3
FSP
#1

Type	Freq	Level	Limit	Margin	Factor	Dist	Condition	Azimuth	Height	Comment
	(Hz)	(dBuV/m)	(dBuV/m)	(dB)	(dB)	(m)		(°)	(m)	
PK	11.01398G	59.08	74.00	-14.92	17.04	3	Horizontal	306	1.61	-
AV	10.99748G	45.67	54.00	-8.33	17.05	3	Horizontal	306	1.61	-

802.11a_Nss1,(6Mbps)_4TX

5580MHz_TX

26/07/2019

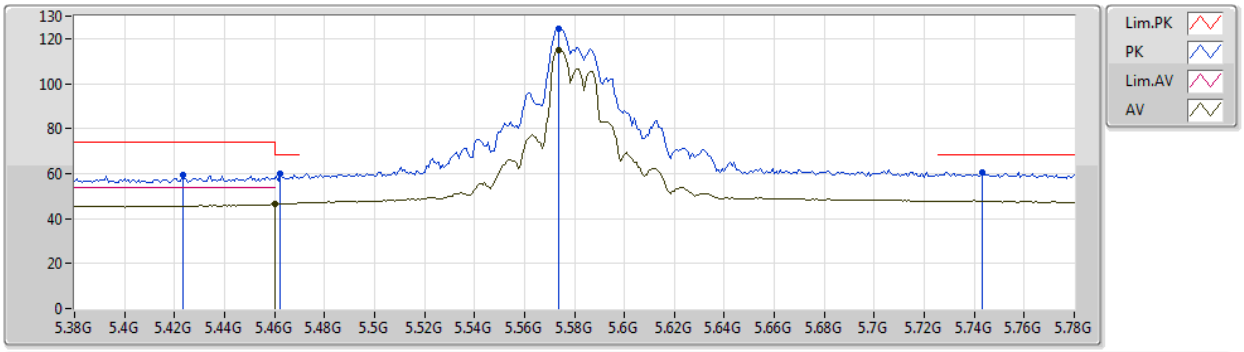

EUT Y_4TX
Setting 96
02-J-5-10
FSU(100015)

Type	Freq	Level	Limit	Margin	Factor	Dist	Condition	Azimuth	Height	Comment
	(Hz)	(dBuV/m)	(dBuV/m)	(dB)	(dB)	(m)		(°)	(m)	
PK	5.4232G	59.13	74.00	-14.87	8.48	3	Vertical	101	1.50	-
PK	5.4624G	59.71	68.20	-8.49	8.55	3	Vertical	101	1.50	-
AV	5.46G	46.50	54.00	-7.50	8.55	3	Vertical	101	1.50	-
PK	5.5736G	124.43	Inf	-Inf	8.63	3	Vertical	101	1.50	-
AV	5.5736G	114.98	Inf	-Inf	8.63	3	Vertical	101	1.50	-
PK	5.7432G	60.35	68.20	-7.85	8.82	3	Vertical	101	1.50	-

802.11a_Nss1,(6Mbps)_4TX

5580MHz_TX

26/07/2019

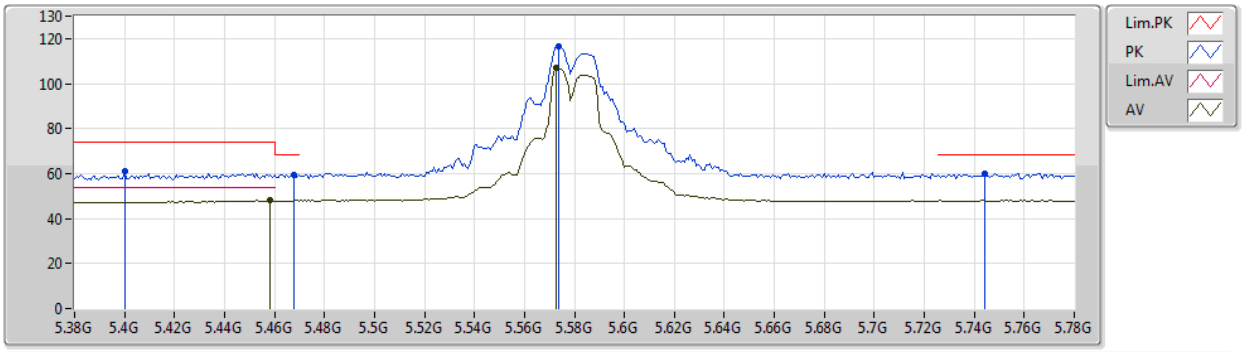

EUT Y_4TX
Setting 96
06-K-3-10
FSP

Type	Freq	Level	Limit	Margin	Factor	Dist	Condition	Azimuth	Height	Comment
	(Hz)	(dBuV/m)	(dBuV/m)	(dB)	(dB)	(m)		(°)	(m)	
PK	5.4G	61.15	74.00	-12.85	7.37	3	Horizontal	165	1.84	-
AV	5.4584G	48.12	54.00	-5.88	7.51	3	Horizontal	165	1.84	-
PK	5.468G	59.47	68.20	-8.73	7.53	3	Horizontal	165	1.84	-
PK	5.5736G	116.40	Inf	-Inf	7.57	3	Horizontal	165	1.84	-
AV	5.5728G	106.94	Inf	-Inf	7.57	3	Horizontal	165	1.84	-
PK	5.744G	60.19	68.20	-8.01	7.86	3	Horizontal	165	1.84	-

802.11a_Nss1,(6Mbps)_4TX

5580MHz_TX

26/07/2019

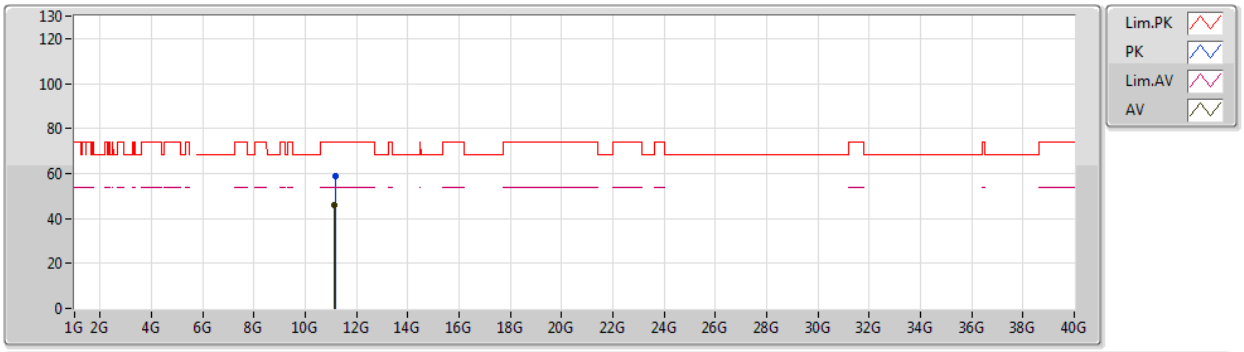

EUT Y_4TX
Setting 96
06-K-3
FSP

Type	Freq	Level	Limit	Margin	Factor	Dist	Condition	Azimuth	Height	Comment
	(Hz)	(dBuV/m)	(dBuV/m)	(dB)	(dB)	(m)		(°)	(m)	
PK	11.17344G	59.10	74.00	-14.90	16.90	3	Vertical	266	2.32	-
AV	11.15376G	45.71	54.00	-8.29	16.92	3	Vertical	266	2.32	-

802.11a_Nss1,(6Mbps)_4TX

5580MHz_TX

26/07/2019

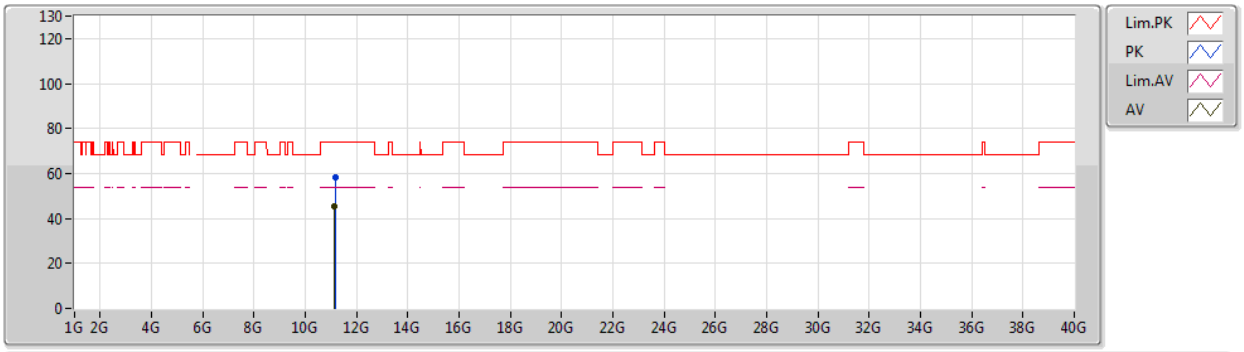

EUT Y_4TX
Setting 96
06-K-3
FSP

Type	Freq	Level	Limit	Margin	Factor	Dist	Condition	Azimuth	Height	Comment
	(Hz)	(dBuV/m)	(dBuV/m)	(dB)	(dB)	(m)		(°)	(m)	
PK	11.1699G	58.13	74.00	-15.87	16.89	3	Horizontal	151	1.21	-
AV	11.15352G	45.24	54.00	-8.76	16.92	3	Horizontal	151	1.21	-

802.11a_Nss1,(6Mbps)_4TX

5700MHz_TX

26/07/2019

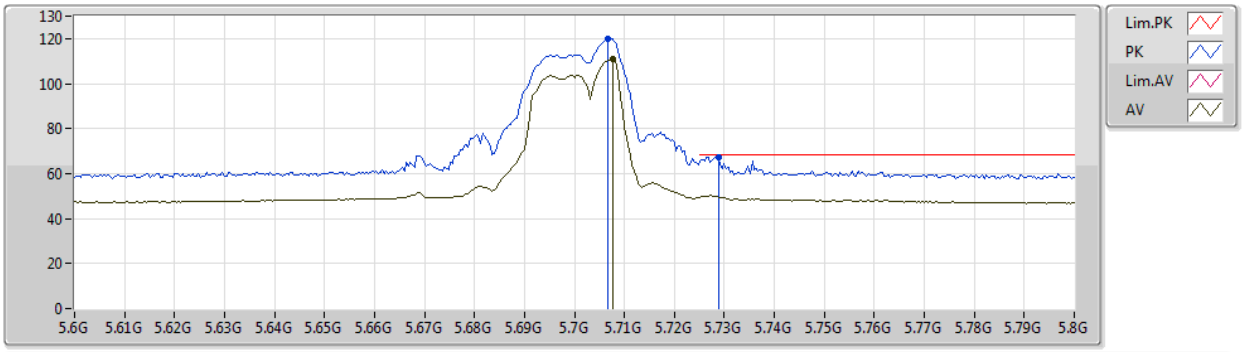

EUT Y_4TX
Setting 70
02-J-5-10
FSU(100015)

Type	Freq	Level	Limit	Margin	Factor	Dist	Condition	Azimuth	Height	Comment
	(Hz)	(dBuV/m)	(dBuV/m)	(dB)	(dB)	(m)		(°)	(m)	
PK	5.7068G	120.01	Inf	-Inf	8.78	3	Vertical	298	1.86	-
AV	5.7076G	110.89	Inf	-Inf	8.78	3	Vertical	298	1.86	-
PK	5.7288G	67.48	68.20	-0.72	8.81	3	Vertical	298	1.86	-

802.11a_Nss1,(6Mbps)_4TX

5700MHz_TX

26/07/2019

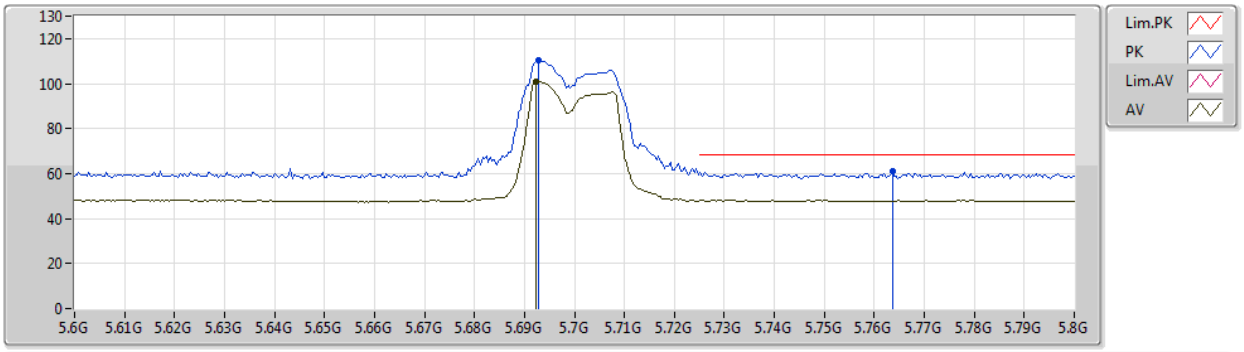

EUT Y_4TX
Setting 70
06-K-3-10
FSP

Type	Freq	Level	Limit	Margin	Factor	Dist	Condition	Azimuth	Height	Comment
	(Hz)	(dBuV/m)	(dBuV/m)	(dB)	(dB)	(m)		(°)	(m)	
PK	5.6928G	110.15	Inf	-Inf	7.75	3	Horizontal	163	1.99	-
AV	5.6924G	101.02	Inf	-Inf	7.74	3	Horizontal	163	1.99	-
PK	5.7636G	61.25	68.20	-6.95	7.90	3	Horizontal	163	1.99	-

802.11a_Nss1,(6Mbps)_4TX

5700MHz_TX

26/07/2019

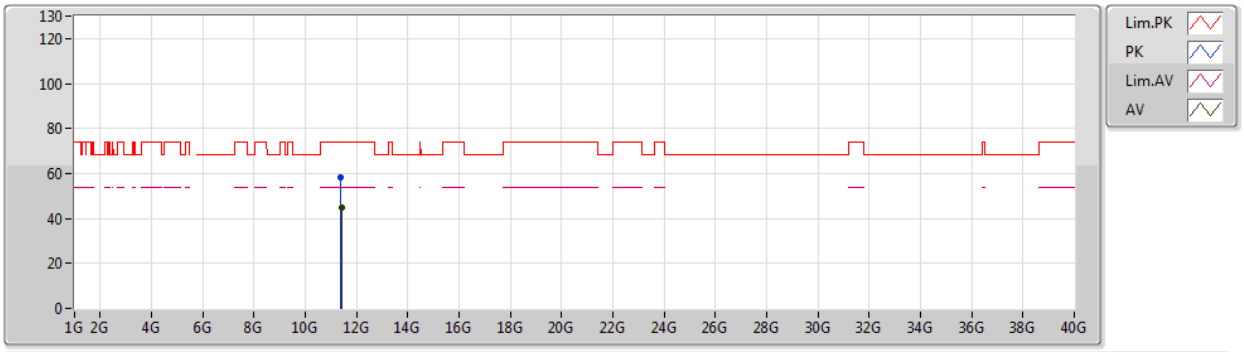

EUT Y_4TX
Setting 70
06-K-3
FSP

Type	Freq	Level	Limit	Margin	Factor	Dist	Condition	Azimuth	Height	Comment
	(Hz)	(dBuV/m)	(dBuV/m)	(dB)	(dB)	(m)		(°)	(m)	
PK	11.3883G	58.31	74.00	-15.69	16.70	3	Vertical	15	1.50	-
AV	11.40696G	45.01	54.00	-8.99	16.68	3	Vertical	15	1.50	-

802.11a_Nss1,(6Mbps)_4TX

5700MHz_TX

26/07/2019

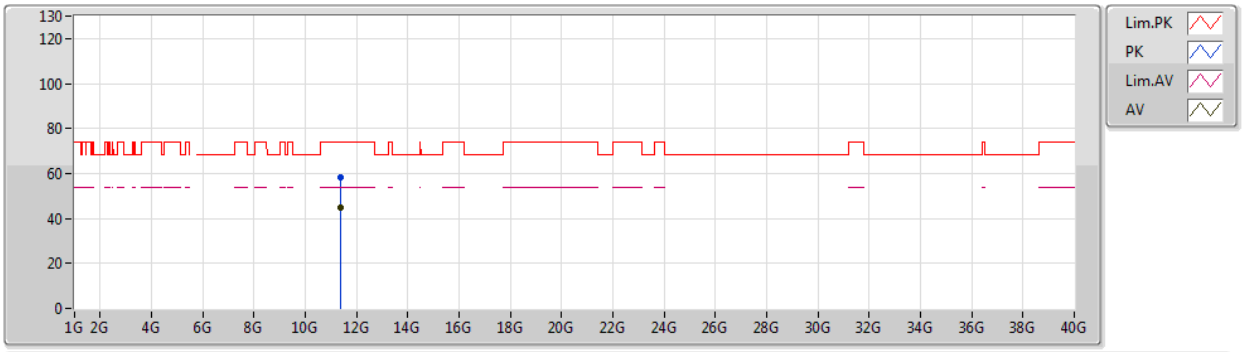

EUT Y_4TX
Setting 70
06-K-3
FSP

Type	Freq	Level	Limit	Margin	Factor	Dist	Condition	Azimuth	Height	Comment
	(Hz)	(dBuV/m)	(dBuV/m)	(dB)	(dB)	(m)		(°)	(m)	
PK	11.38896G	58.09	74.00	-15.91	16.70	3	Horizontal	174	2.17	-
AV	11.39646G	45.06	54.00	-8.94	16.70	3	Horizontal	174	2.17	-

802.11a_Nss1,(6Mbps)_4TX

26/07/2019

5720MHz Straddle 5.47-5.725GHz_TX

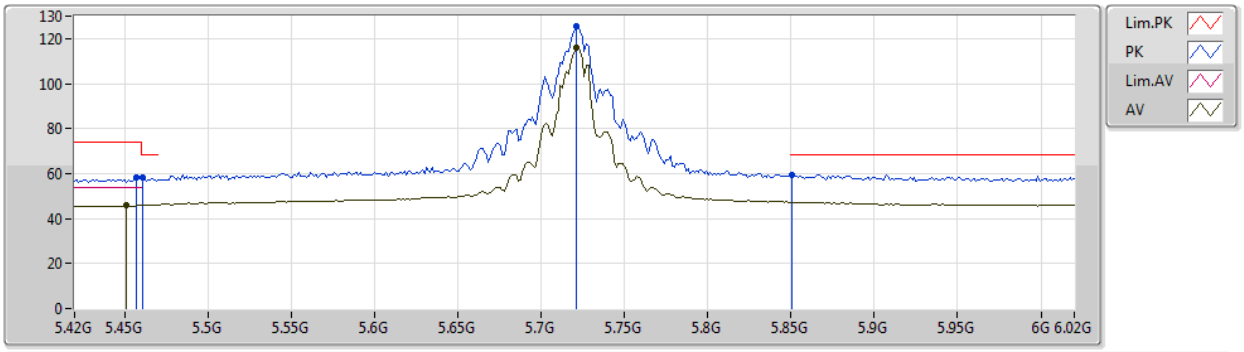

EUT Y_4TX
Setting 96
02-J-5-10
FSU(100015)

Type	Freq	Level	Limit	Margin	Factor	Dist	Condition	Azimuth	Height	Comment
	(Hz)	(dBuV/m)	(dBuV/m)	(dB)	(dB)	(m)		(°)	(m)	
PK	5.4572G	58.34	74.00	-15.66	8.54	3	Vertical	227	1.79	-
AV	5.4512G	45.78	54.00	-8.22	8.54	3	Vertical	227	1.79	-
PK	5.4608G	58.06	68.20	-10.14	8.55	3	Vertical	227	1.79	-
PK	5.7212G	125.37	Inf	-Inf	8.79	3	Vertical	227	1.79	-
AV	5.7212G	116.08	Inf	-Inf	8.79	3	Vertical	227	1.79	-
PK	5.8508G	59.44	68.20	-8.76	8.86	3	Vertical	227	1.79	-

802.11a_Nss1,(6Mbps)_4TX

26/07/2019

5720MHz Straddle 5.47-5.725GHz_TX

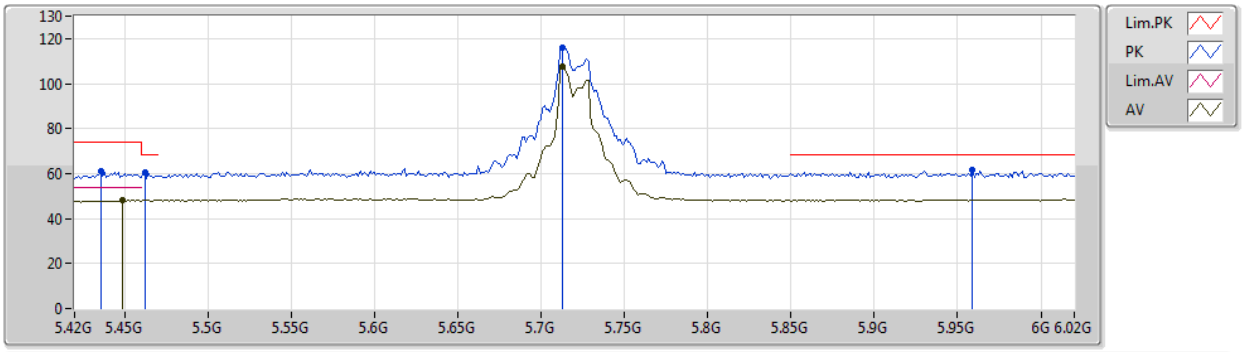

EUT Y_4TX
Setting 96
06-K-3-10
FSP

Type	Freq	Level	Limit	Margin	Factor	Dist	Condition	Azimuth	Height	Comment
	(Hz)	(dBuV/m)	(dBuV/m)	(dB)	(dB)	(m)		(°)	(m)	
PK	5.4356G	61.33	74.00	-12.67	7.45	3	Horizontal	162	1.97	-
AV	5.4488G	47.97	54.00	-6.03	7.49	3	Horizontal	162	1.97	-
PK	5.462G	60.43	68.20	-7.77	7.51	3	Horizontal	162	1.97	-
PK	5.7128G	116.20	Inf	-Inf	7.79	3	Horizontal	162	1.97	-
AV	5.7128G	107.35	Inf	-Inf	7.79	3	Horizontal	162	1.97	-
PK	5.9588G	61.58	68.20	-6.62	8.32	3	Horizontal	162	1.97	-

802.11a_Nss1,(6Mbps)_4TX

26/07/2019

5720MHz Straddle 5.47-5.725GHz_TX

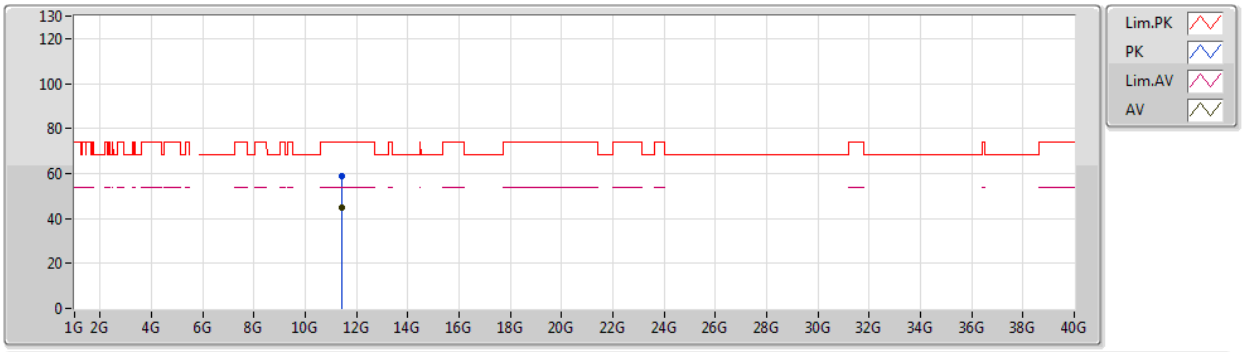

EUT Y_4TX
Setting 96
06-K-3
FSP

Type	Freq	Level	Limit	Margin	Factor	Dist	Condition	Azimuth	Height	Comment
	(Hz)	(dBuV/m)	(dBuV/m)	(dB)	(dB)	(m)		(°)	(m)	
PK	11.44864G	58.61	74.00	-15.39	16.65	3	Vertical	232	2.21	-
AV	11.4271G	45.08	54.00	-8.92	16.67	3	Vertical	232	2.21	-

802.11a_Nss1,(6Mbps)_4TX

5720MHz Straddle 5.47-5.725GHz_TX

26/07/2019

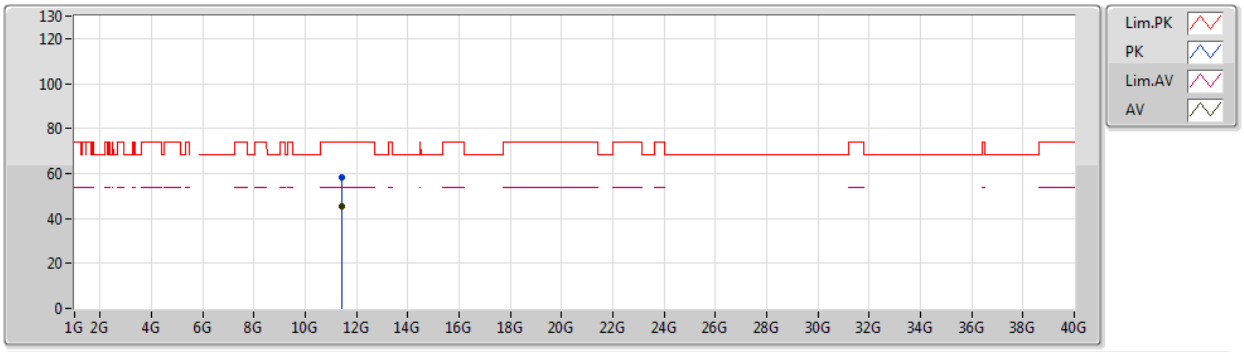

EUT Y_4TX
Setting 96
06-K-3
FSP

Type	Freq	Level	Limit	Margin	Factor	Dist	Condition	Azimuth	Height	Comment
	(Hz)	(dBuV/m)	(dBuV/m)	(dB)	(dB)	(m)		(°)	(m)	
PK	11.44G	58.35	74.00	-15.65	16.66	3	Horizontal	217	2.43	-
AV	11.4325G	45.20	54.00	-8.80	16.66	3	Horizontal	217	2.43	-

802.11a_Nss1,(6Mbps)_4TX

5745MHz_TX

26/07/2019

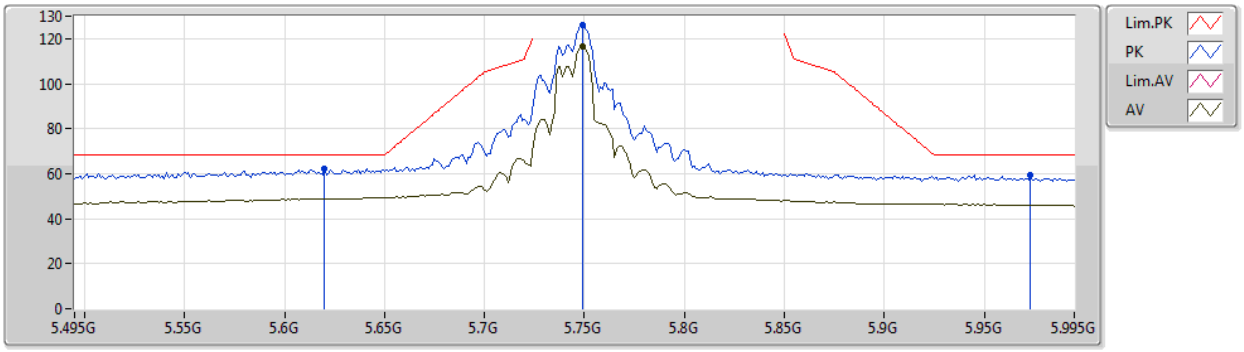

EUT Y_4TX
Setting 96
02-J-5-10
FSU(100015)

Type	Freq	Level	Limit	Margin	Factor	Dist	Condition	Azimuth	Height	Comment
	(Hz)	(dBuV/m)	(dBuV/m)	(dB)	(dB)	(m)		(°)	(m)	
PK	5.62G	62.16	68.20	-6.04	8.66	3	Vertical	42	1.83	-
PK	5.749G	126.03	Inf	-Inf	8.82	3	Vertical	42	1.83	-
AV	5.749G	116.63	Inf	-Inf	8.82	3	Vertical	42	1.83	-
PK	5.973G	59.34	68.20	-8.86	8.84	3	Vertical	42	1.83	-

802.11a_Nss1,(6Mbps)_4TX

5745MHz_TX

26/07/2019

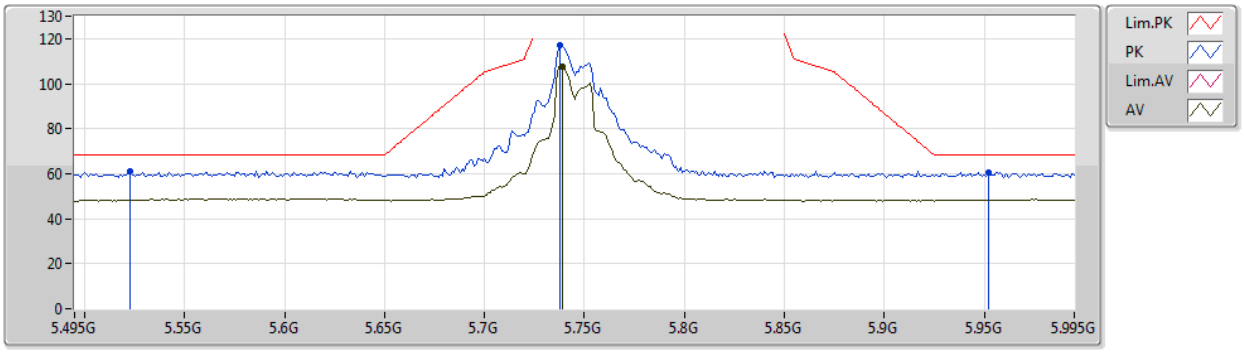

EUT Y_4TX
Setting 96
06-K-3-10
FSP

Type	Freq	Level	Limit	Margin	Factor	Dist	Condition	Azimuth	Height	Comment
	(Hz)	(dBuV/m)	(dBuV/m)	(dB)	(dB)	(m)		(°)	(m)	
PK	5.523G	61.14	68.20	-7.06	7.59	3	Horizontal	277	1.96	-
PK	5.738G	116.93	Inf	-Inf	7.84	3	Horizontal	277	1.96	-
AV	5.739G	107.37	Inf	-Inf	7.84	3	Horizontal	277	1.96	-
PK	5.952G	60.78	68.20	-7.42	8.29	3	Horizontal	277	1.96	-

802.11a_Nss1,(6Mbps)_4TX

5745MHz_TX

26/07/2019

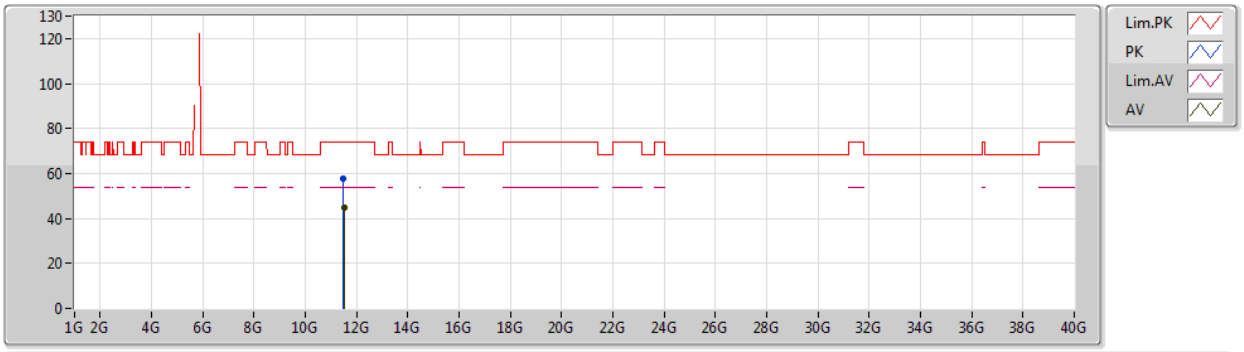

EUT Y_4TX
Setting 96
06-K-3
FSP

Type	Freq	Level	Limit	Margin	Factor	Dist	Condition	Azimuth	Height	Comment
	(Hz)	(dBuV/m)	(dBuV/m)	(dB)	(dB)	(m)		(°)	(m)	
PK	11.49504G	57.75	74.00	-16.25	16.62	3	Vertical	286	2.21	-
AV	11.50206G	44.69	54.00	-9.31	16.60	3	Vertical	286	2.21	-

802.11a_Nss1,(6Mbps)_4TX

5745MHz_TX

26/07/2019

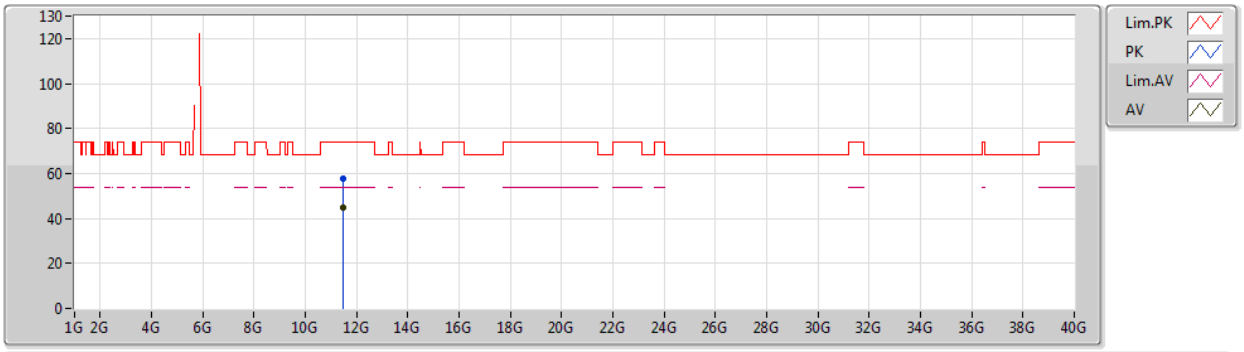

EUT Y_4TX
Setting 96
06-K-3
FSP

Type	Freq	Level	Limit	Margin	Factor	Dist	Condition	Azimuth	Height	Comment
	(Hz)	(dBuV/m)	(dBuV/m)	(dB)	(dB)	(m)		(°)	(m)	
PK	11.4855G	57.87	74.00	-16.13	16.62	3	Horizontal	176	1.92	-
AV	11.49882G	44.94	54.00	-9.06	16.61	3	Horizontal	176	1.92	-

802.11a_Nss1,(6Mbps)_4TX

5785MHz_TX

26/07/2019

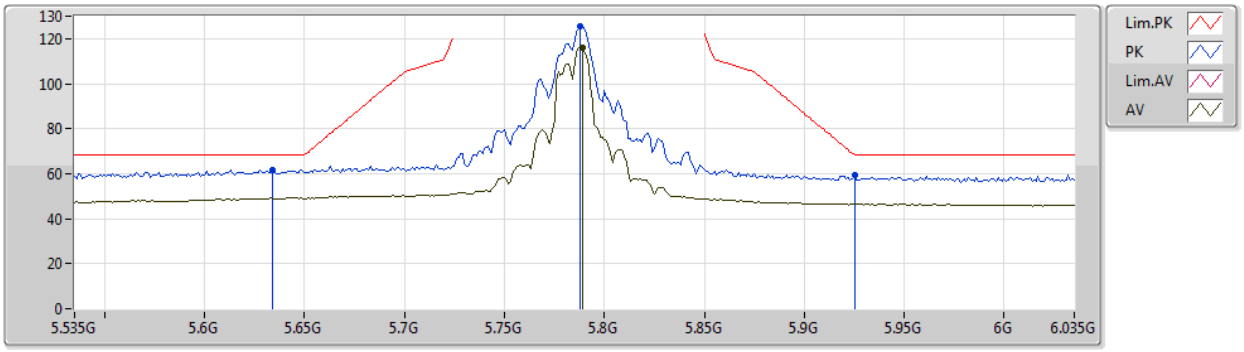

EUT Y_4TX
Setting 96
02-J-5-10
FSU(100015)

Type	Freq	Level	Limit	Margin	Factor	Dist	Condition	Azimuth	Height	Comment
	(Hz)	(dBuV/m)	(dBuV/m)	(dB)	(dB)	(m)		(°)	(m)	
PK	5.634G	61.74	68.20	-6.46	8.69	3	Vertical	36	1.71	-
PK	5.788G	125.37	Inf	-Inf	8.86	3	Vertical	36	1.71	-
AV	5.789G	116.18	Inf	-Inf	8.87	3	Vertical	36	1.71	-
PK	5.925G	59.15	68.20	-9.05	8.86	3	Vertical	36	1.71	-

802.11a_Nss1,(6Mbps)_4TX

5785MHz_TX

26/07/2019

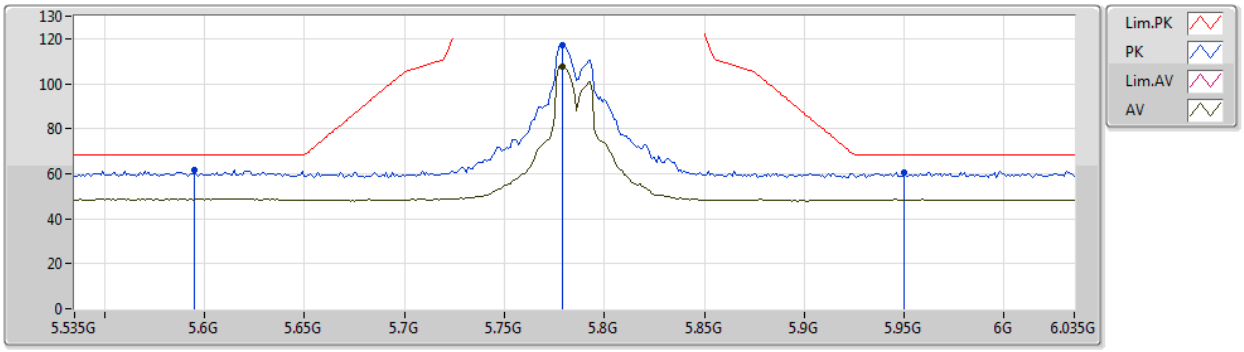

EUT Y_4TX
Setting 96
06-K-3-10
FSP

Type	Freq	Level	Limit	Margin	Factor	Dist	Condition	Azimuth	Height	Comment
	(Hz)	(dBuV/m)	(dBuV/m)	(dB)	(dB)	(m)		(°)	(m)	
PK	5.595G	61.77	68.20	-6.43	7.55	3	Horizontal	168	1.73	-
PK	5.779G	117.26	Inf	-Inf	7.93	3	Horizontal	168	1.73	-
AV	5.779G	107.81	Inf	-Inf	7.93	3	Horizontal	168	1.73	-
PK	5.95G	60.56	68.20	-7.64	8.29	3	Horizontal	168	1.73	-

802.11a_Nss1,(6Mbps)_4TX

5785MHz_TX

26/07/2019

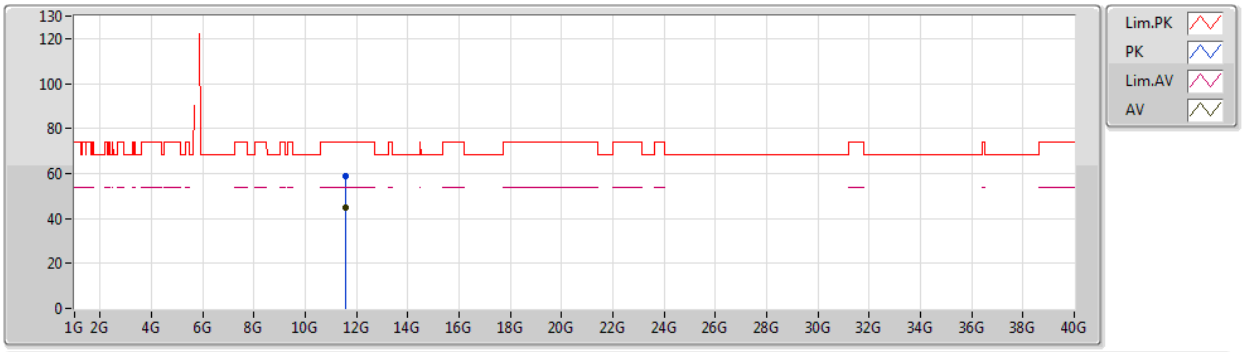

EUT Y_4TX
Setting 96
06-K-3
FSP

Type	Freq	Level	Limit	Margin	Factor	Dist	Condition	Azimuth	Height	Comment
	(Hz)	(dBuV/m)	(dBuV/m)	(dB)	(dB)	(m)		(°)	(m)	
PK	11.5586G	58.97	74.00	-15.03	16.56	3	Vertical	88	1.35	-
AV	11.57234G	45.06	54.00	-8.94	16.54	3	Vertical	88	1.35	-

802.11a_Nss1,(6Mbps)_4TX

5785MHz_TX

26/07/2019

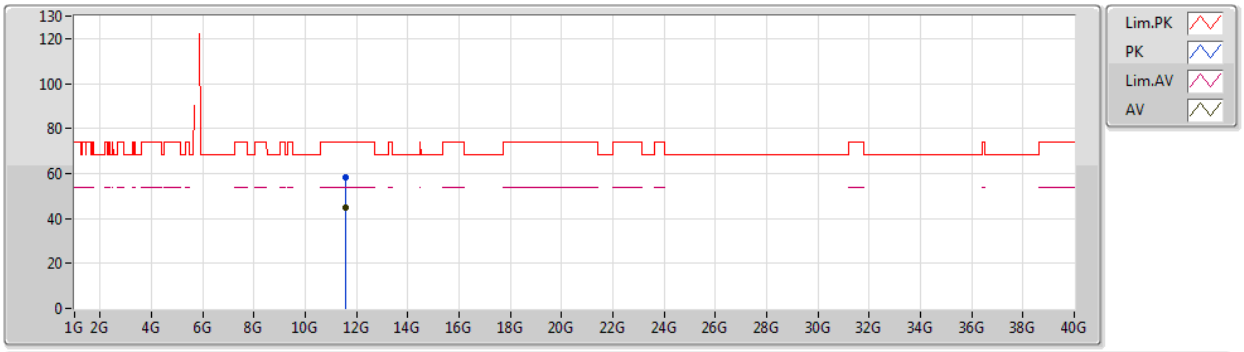

EUT Y_4TX
Setting 96
06-K-3
FSP

Type	Freq	Level	Limit	Margin	Factor	Dist	Condition	Azimuth	Height	Comment
	(Hz)	(dBuV/m)	(dBuV/m)	(dB)	(dB)	(m)		(°)	(m)	
PK	11.5775G	58.01	74.00	-15.99	16.53	3	Horizontal	353	2.02	-
AV	11.5682G	45.04	54.00	-8.96	16.54	3	Horizontal	353	2.02	-

802.11a_Nss1,(6Mbps)_4TX

5825MHz_TX

26/07/2019

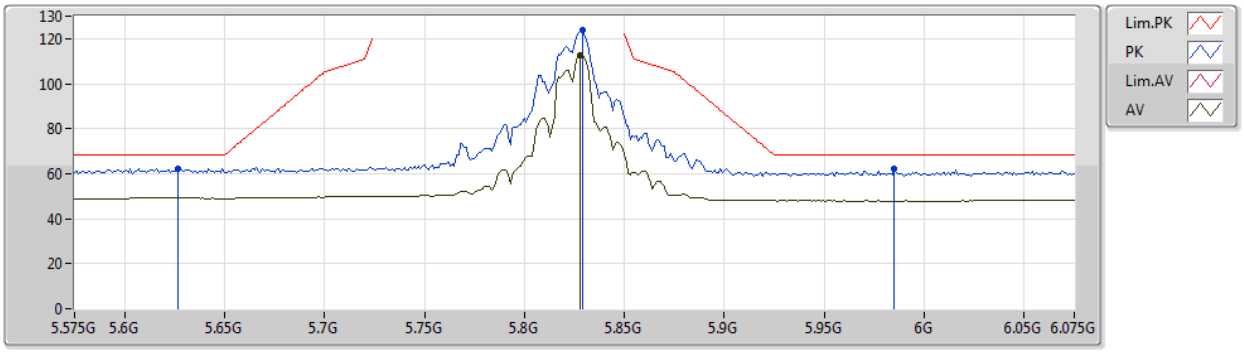

EUT Y_4TX
Setting 100
06-K-3-10
FSP
#01

Type	Freq	Level	Limit	Margin	Factor	Dist	Condition	Azimuth	Height	Comment
	(Hz)	(dBuV/m)	(dBuV/m)	(dB)	(dB)	(m)		(°)	(m)	
PK	5.627G	62.14	68.20	-6.06	7.83	3	Vertical	45	1.83	-
PK	5.829G	123.65	Inf	-Inf	8.15	3	Vertical	45	1.83	-
AV	5.828G	112.71	Inf	-Inf	8.15	3	Vertical	45	1.83	-
PK	5.985G	62.01	68.20	-6.19	8.50	3	Vertical	45	1.83	-

802.11a_Nss1,(6Mbps)_4TX

5825MHz_TX

26/07/2019

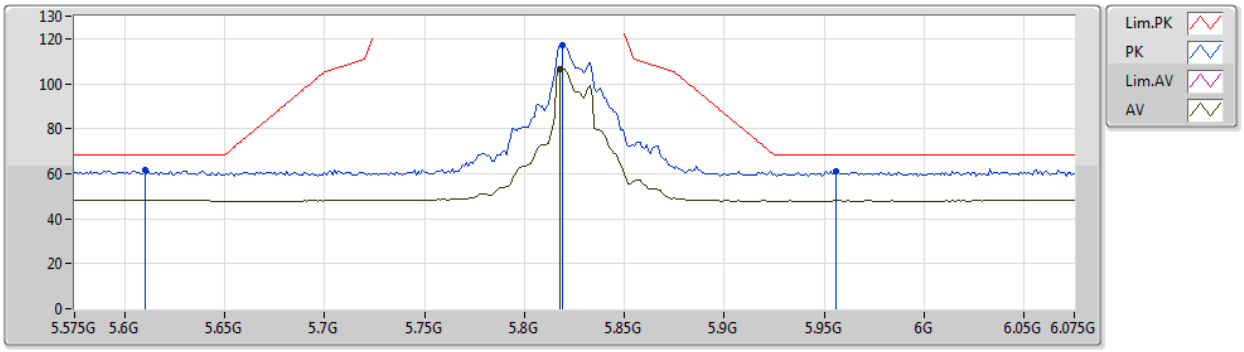

EUT Y_4TX
Setting 100
06-K-3-10
FSP
#01

Type	Freq	Level	Limit	Margin	Factor	Dist	Condition	Azimuth	Height	Comment
	(Hz)	(dBuV/m)	(dBuV/m)	(dB)	(dB)	(m)		(°)	(m)	
PK	5.61G	61.66	68.20	-6.54	7.81	3	Horizontal	159	1.86	-
PK	5.819G	117.31	Inf	-Inf	8.13	3	Horizontal	159	1.86	-
AV	5.818G	106.52	Inf	-Inf	8.13	3	Horizontal	159	1.86	-
PK	5.956G	61.03	68.20	-7.17	8.44	3	Horizontal	159	1.86	-

802.11a_Nss1,(6Mbps)_4TX

5825MHz_TX

26/07/2019

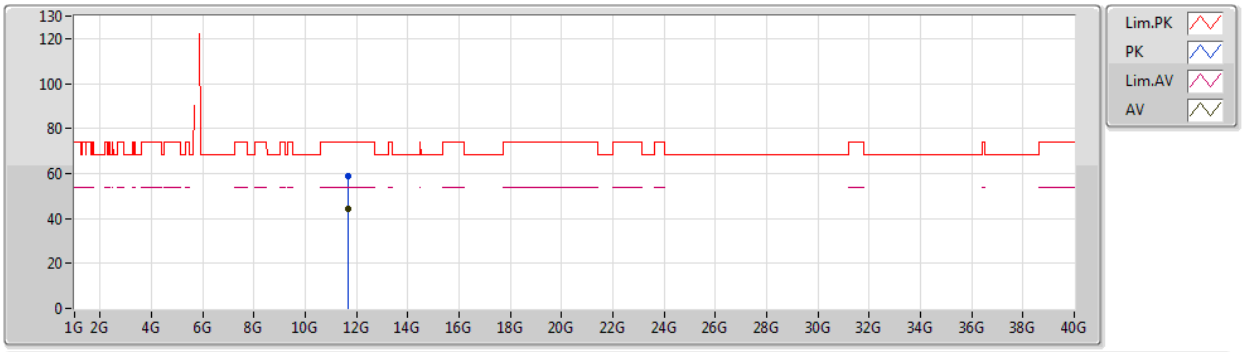

EUT Y_4TX
Setting 100
06-K-3
FSP
#01

Type	Freq	Level	Limit	Margin	Factor	Dist	Condition	Azimuth	Height	Comment
	(Hz)	(dBuV/m)	(dBuV/m)	(dB)	(dB)	(m)		(°)	(m)	
PK	11.6563G	58.70	74.00	-15.30	16.47	3	Vertical	333	1.02	-
AV	11.6584G	44.33	54.00	-9.67	16.47	3	Vertical	333	1.02	-

802.11a_Nss1,(6Mbps)_4TX

5825MHz_TX

26/07/2019

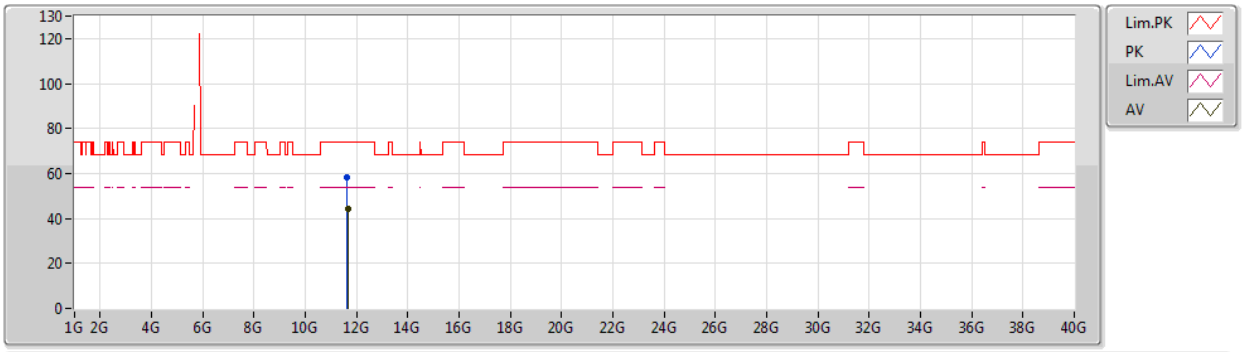

EUT Y_4TX
Setting 100
06-K-3
FSP
#01

Type	Freq	Level	Limit	Margin	Factor	Dist	Condition	Azimuth	Height	Comment
	(Hz)	(dBuV/m)	(dBuV/m)	(dB)	(dB)	(m)		(°)	(m)	
PK	11.6356G	58.27	74.00	-15.73	16.49	3	Horizontal	1	1.50	-
AV	11.65792G	44.36	54.00	-9.64	16.47	3	Horizontal	1	1.50	-

802.11ax HEW20-BF_Nss1,(MCS0)_4TX

5500MHz_TX

29/07/2019

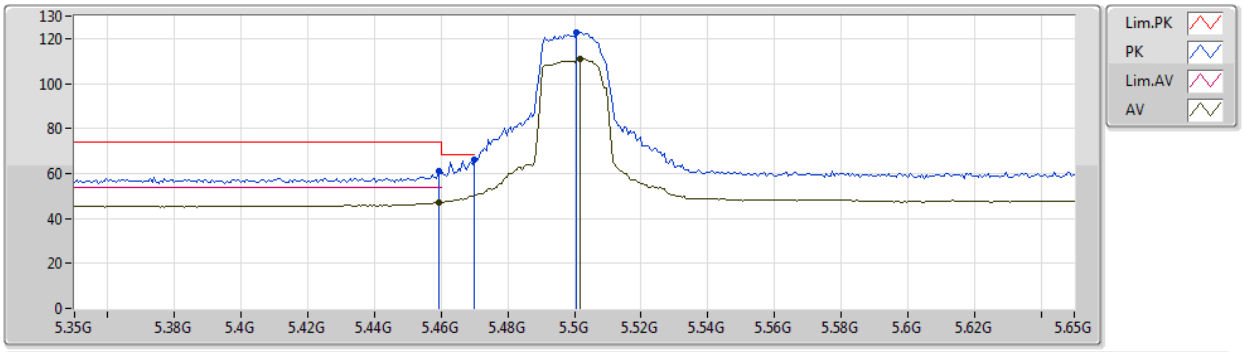

EUT Y_4TX
Setting 75
02-J-5-10
FSU(100015)

Type	Freq	Level	Limit	Margin	Factor	Dist	Condition	Azimuth	Height	Comment
	(Hz)	(dBuV/m)	(dBuV/m)	(dB)	(dB)	(m)		(°)	(m)	
PK	5.4592G	60.81	74.00	-13.19	8.45	3	Vertical	74	1.59	-
AV	5.4592G	47.12	54.00	-6.88	8.45	3	Vertical	74	1.59	-
PK	5.47G	65.87	68.20	-2.33	8.46	3	Vertical	74	1.59	-
PK	5.5006G	122.83	Inf	-Inf	8.52	3	Vertical	74	1.59	-
AV	5.5018G	111.12	Inf	-Inf	8.52	3	Vertical	74	1.59	-

802.11ax HEW20-BF_Nss1,(MCS0)_4TX

5500MHz_TX

29/07/2019

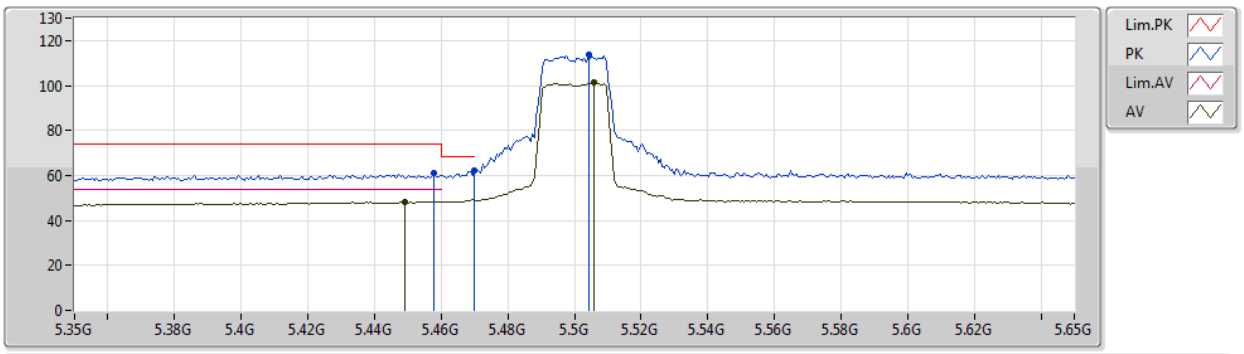

EUT Y_4TX
Setting 75
06-K-3-10
FSP

Type	Freq	Level	Limit	Margin	Factor	Dist	Condition	Azimuth	Height	Comment
	(Hz)	(dBuV/m)	(dBuV/m)	(dB)	(dB)	(m)		(°)	(m)	
PK	5.458G	61.04	74.00	-12.96	7.51	3	Horizontal	204	2.89	-
AV	5.449G	48.16	54.00	-5.84	7.49	3	Horizontal	204	2.89	-
PK	5.47G	62.21	68.20	-5.99	7.54	3	Horizontal	204	2.89	-
PK	5.5042G	113.70	Inf	-Inf	7.60	3	Horizontal	204	2.89	-
AV	5.506G	101.17	Inf	-Inf	7.60	3	Horizontal	204	2.89	-

802.11ax HEW20-BF_Nss1,(MCS0)_4TX

5500MHz_TX

29/07/2019

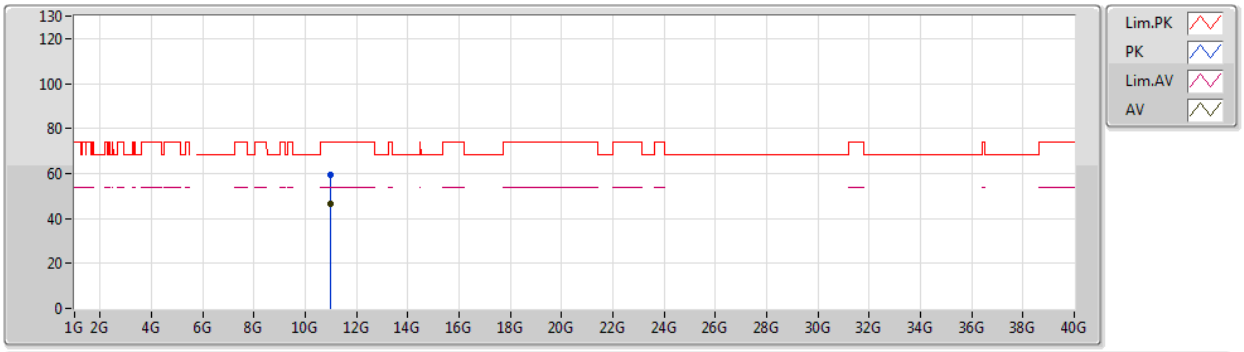

EUT Y_4TX
Setting 75
06-K-3
FSP

Type	Freq	Level	Limit	Margin	Factor	Dist	Condition	Azimuth	Height	Comment
	(Hz)	(dBuV/m)	(dBuV/m)	(dB)	(dB)	(m)		(°)	(m)	
PK	10.998G	59.48	74.00	-14.52	17.05	3	Vertical	87	2.35	-
AV	10.99994G	46.30	54.00	-7.70	17.05	3	Vertical	87	2.35	-

802.11ax HEW20-BF_Nss1,(MCS0)_4TX

5500MHz_TX

29/07/2019

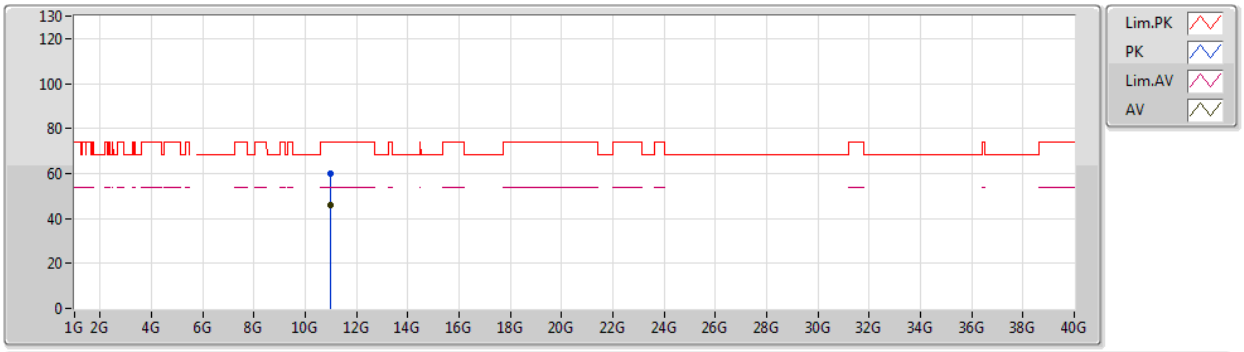

EUT Y_4TX
Setting 75
06-K-3
FSP

Type	Freq	Level	Limit	Margin	Factor	Dist	Condition	Azimuth	Height	Comment
	(Hz)	(dBuV/m)	(dBuV/m)	(dB)	(dB)	(m)		(°)	(m)	
PK	10.99768G	59.75	74.00	-14.25	17.05	3	Horizontal	233	2.02	-
AV	10.9985G	46.15	54.00	-7.85	17.05	3	Horizontal	233	2.02	-

802.11ax HEW20-BF_Nss1,(MCS0)_4TX

5580MHz_TX

29/07/2019

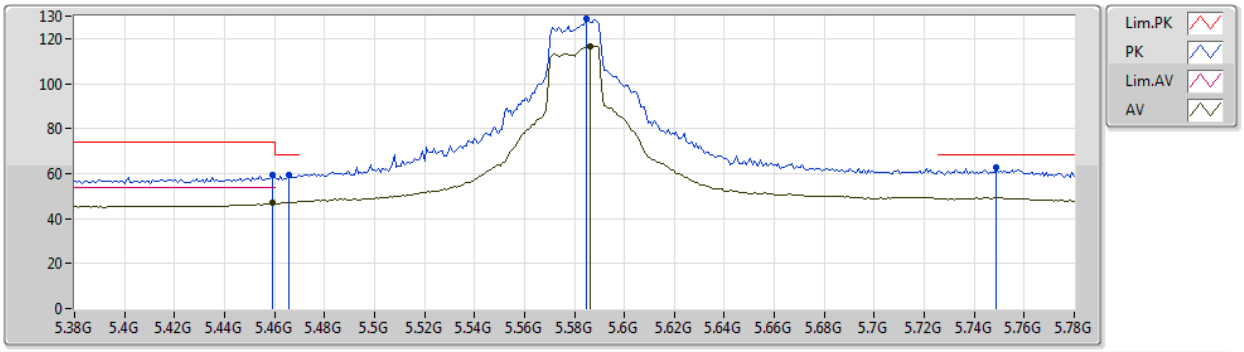

EUT Y_4TX
Setting 96
02-J-5-10
FSU(100015)

Type	Freq	Level	Limit	Margin	Factor	Dist	Condition	Azimuth	Height	Comment
	(Hz)	(dBuV/m)	(dBuV/m)	(dB)	(dB)	(m)		(°)	(m)	
PK	5.4592G	59.27	74.00	-14.73	8.45	3	Vertical	184	1.49	-
AV	5.4592G	46.87	54.00	-7.13	8.45	3	Vertical	184	1.49	-
PK	5.4656G	59.66	68.20	-8.54	8.46	3	Vertical	184	1.49	-
PK	5.5848G	128.72	Inf	-Inf	8.57	3	Vertical	184	1.49	-
AV	5.5864G	116.77	Inf	-Inf	8.57	3	Vertical	184	1.49	-
PK	5.7488G	62.76	68.20	-5.44	8.82	3	Vertical	184	1.49	-