11AC80SISO_Ant1_5530

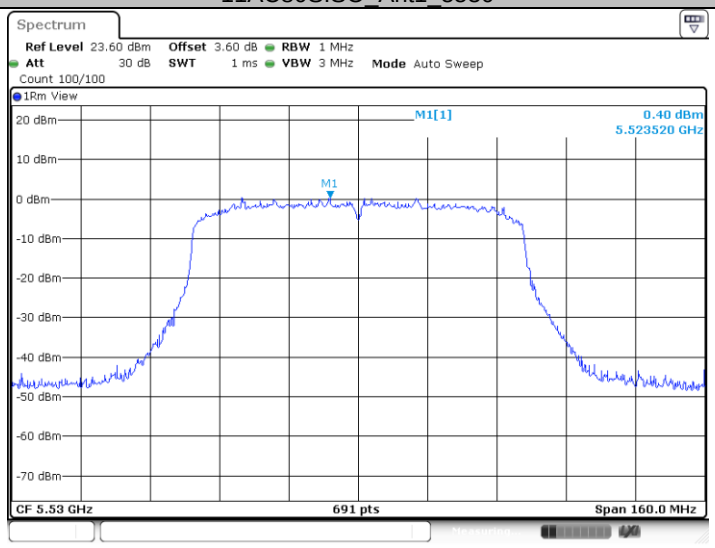

11AC80SISO_Ant1_5610

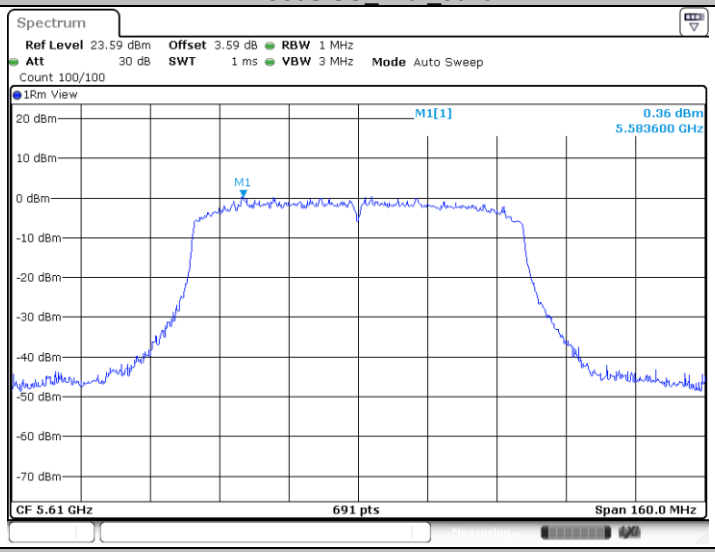

11AC80SISO_Ant1_5690_UNII-2C

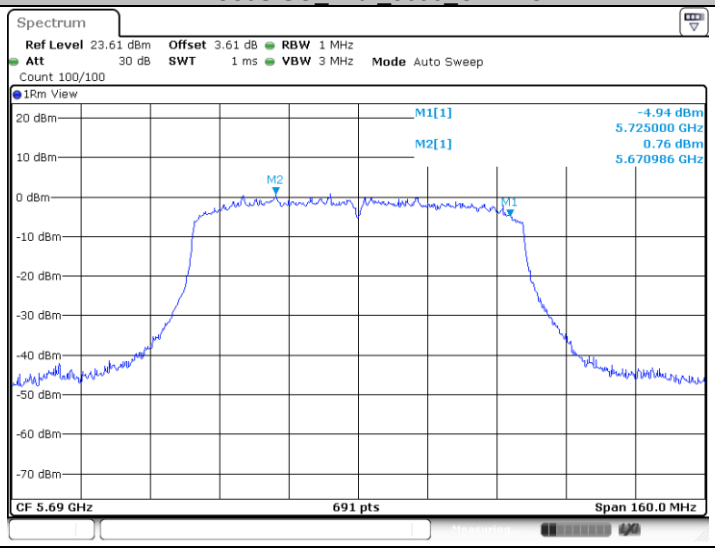

TÜV SÜD Certification and Testing (China) Co., Ltd. Shenzhen Branch
Building 12&13, Zhiheng Wisdomland Business Park, Nantou Checkpoint Road 2,
Nanshan District, Shenzhen City, 518052, P. R. China Tel. +86 755 8828 6998, Fax:
+86 755 8828 5299

11AC80SISO_Ant1_5690_UNII-3
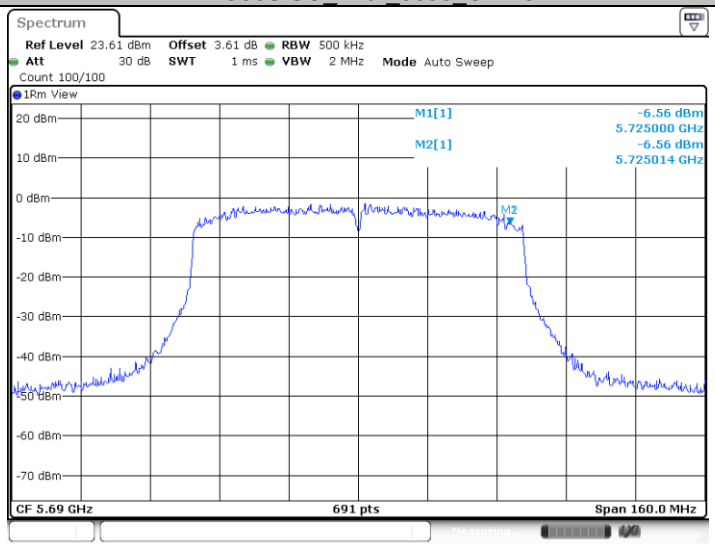

11AC80SISO_Ant1_5775
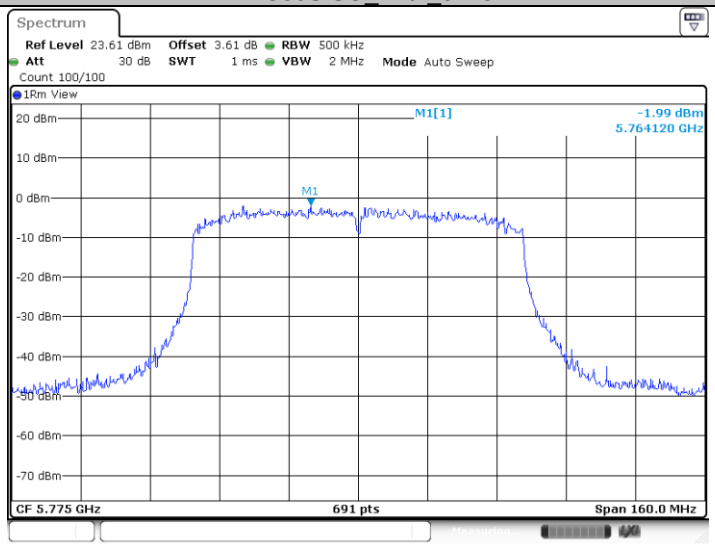

9.5 Unwanted emissions

Transmitting spurious emission test result as below:

Test Method:
Radiated Mode:

1. The EUT was place on a turn table which is 1.5m above ground plane for above 1GHz and 0.8m above ground for below 1GHz at 3meter chamber room for test. The table was rotated 360 degrees to determine the position of the highest radiation.
2. The EUT was set 3 meters away from the interference – receiving antenna, which was mounted on the top of a variable – height antenna tower.
3. The height of antenna is varied from one meter to four meters above the ground to determine the maximum value of the field strength. Both horizontal and vertical polarizations of the antenna are set to make the measurement.
4. For each suspected emission, the EUT was arranged to its worst case and then the antenna was tuned to heights from 1 meter to 4 meters and the rotatable table was turned
5. Use the following spectrum analyzer settings According to C63.10:
   For Below 1GHz
   Use the following spectrum analyzer settings:
   Span = wide enough to cMasterture the peak level of the in-band emission and all spurious
   RBW = 100 KHz to 120KHz, VBW≥RBW for peak measurement, Sweep = auto, Detector function = peak, Trace = max hold.For Peak unwanted emissions
   For Above 1GHz:
   Span = wide enough to capture the peak level of the in-band emission and all spurious
   RBW = 1MHz, VBW≥RBW for peak measurement, Sweep = auto, Detector function = peak, Trace = max hold.
   Procedures for Average Unwanted Emissions Measurements above 1000 MHz
   a) Follow the requirements in II.G.3. “General Requirements for Unwanted Emissions Measurements.”
   b) Average emission levels shall be measured using one of the following two methods. c) Method AD (Average Detection): Primary method
   (i) RBW = 1 MHz.
   (ii) VBW ≥ 3 MHz.
   (iii) Detector = power averaging (rms), if span/(# of points in sweep) ≤ RBW/2. Satisfying this condition may require increasing the number of points in the sweep or reducing the span. If the condition is not satisfied, the detector mode shall be set to peak. As an alternative, the detector and averaging type may be set for linear voltage averaging. Some instruments require linear display mode in order to use linear voltage averaging. Log or dB averaging shall not be used.
   (v) Sweep time = auto.
   (vi) Perform a trace average of at least 100 traces if the transmission is continuous. If the transmission is not continuous, the number of traces shall be increased by a factor of 1/x, where x is the duty cycle. For example, with 50% duty cycle, at least 200 traces shall be averaged. (If a specific emission is demonstrated to be

TÜV SÜD Certification and Testing (China) Co., Ltd. Shenzhen Branch
Building 12&13, Zhiheng Wisdomland Business Park, Nantou Checkpoint Road 2, Nanshan District, Shenzhen City, 518052, P. R. China Tel. +86 755 8828 6998, Fax: +86 755 8828 5299

continuous—i.e., 100% duty cycle—rather than turning on and off with the transmit cycle, at least 100 traces shall be averaged.)
(vii) If tests are performed with the EUT transmitting at a duty cycle less than 98%, a correction factor shall be added to the measurement results prior to comparing to the emission limit in order to compute the emission level that would have been measured had the test been performed at 100% duty cycle. The correction factor is computed as follows:
If power averaging (rms) mode was used in II.G.6.c)(iv), the correction factor is 10 log (1/x), where x is the duty cycle. For example, if the transmit duty cycle was 50%, then 3 dB must be added to the measured emission levels. If linear voltage averaging mode was used in II.G.6.c)(iv), the correction factor is 20 log (1/x), where x is the duty cycle. For example, if the transmit duty cycle was 50%, then 6 dB must be added to the measured emission levels. If a specific emission is demonstrated to be continuous (100% duty cycle) rather than turning on and off with the transmit cycle, no duty cycle correction is required for that emission.

Limit

According to part 15.407b (1) (2) (3) (4)
For transmitters operating in the 5.15-5.25 GHz band: All emissions outside of the 5.15-5.35 GHz band shall not exceed an e.i.r.p. of −27 dBm/MHz.
For transmitters operating in the 5.25-5.35 GHz band: All emissions outside of the 5.15-5.35 GHz band shall not exceed an e.i.r.p. of −27 dBm/MHz.
For transmitters operating in the 5.47-5.725 GHz band: All emissions outside of the 5.47-5.725 GHz band shall not exceed an e.i.r.p. of −27 dBm/MHz.
For transmitters operating in the 5.725-5.85 GHz band: All emissions shall be limited to a level of −27 dBm/MHz at 75 MHz or more above or below the band edge increasing linearly to 10 dBm/MHz at 25 MHz above or below the band edge, and from 25 MHz above or below the band edge increasing linearly to a level of 15.6 dBm/MHz at 5 MHz above or below the band edge, and from 5 MHz above or below the band edge increasing linearly to a level of 27 dBm/MHz at the band edge.
According to part 15.407b (8), Unwanted emissions below 1 GHz must comply with the general field strength limits set forth in §15.209.
According to part 15.407b (9), The provisions of §15.205 apply to intentional radiators operating under this section.

Note: According to C63.10, the Conversion Factors between E[dBµV/m] and EIRP[dBm] as below:

E[dBµV/m] = EIRP[dBm] + 95.2, for d = 3 meters.

According to C63.10, if the peak (or quasi-peak) measured value complies with the average limit, it is unnecessary to perform an average measurement, so AV emission value did not show in below table if the peak value complies with average limit.

The only worse case (802.11a modulation) test result is listed in the report.

Radiated Mode:
Transmitting spurious emission test result as below:

TÜV SÜD Certification and Testing (China) Co., Ltd. Shenzhen Branch
Building 12&13, Zhiheng Wisdomland Business Park, Nantou Checkpoint Road 2, Nanshan District, Shenzhen City, 518052, P. R. China Tel. +86 755 8828 6998, Fax: +86 755 8828 5299

Below 1G:

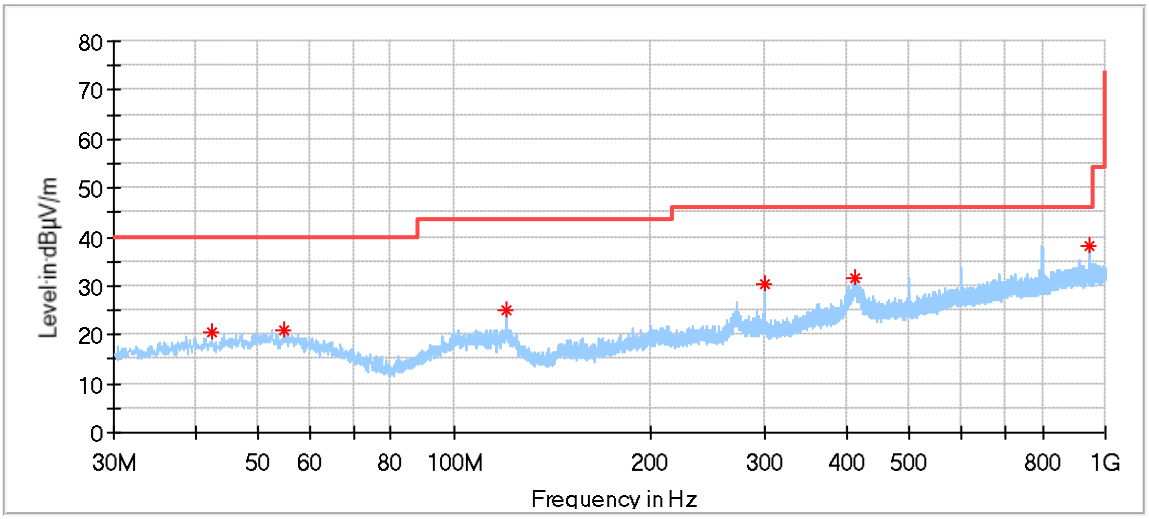

Frequency (MHz)	MaxPeak (dBµV/m)	Limit (dBµV/m)	Margin (dB)	Height (cm)	Pol	Azimuth (deg)	Corr. (dB/m)
42.394444	20.32	40.00	19.68	200.0	H	57.0	13.96
54.735000	20.77	40.00	19.23	200.0	H	209.0	14.63
119.994444	24.92	43.50	18.58	200.0	H	318.0	10.58
299.929444	30.19	46.00	15.81	200.0	H	0.0	14.73
411.587222	31.52	46.00	14.48	200.0	H	271.0	17.62
945.626111	38.13	46.00	7.87	200.0	H	295.0	25.51

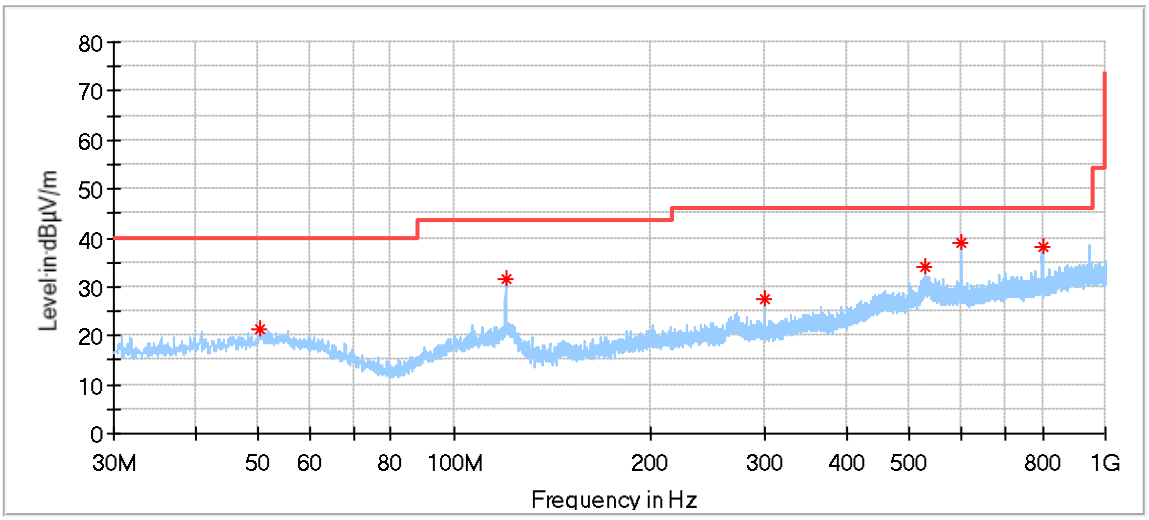

Frequency (MHz)	MaxPeak (dBµV/m)	Limit (dBµV/m)	Margin (dB)	Height (cm)	Pol	Azimuth (deg)	Corr. (dB/m)
50.370000	21.20	40.00	18.80	100.0	V	64.0	15.22
119.940556	31.75	43.50	11.75	100.0	V	267.0	10.59
299.983333	27.43	46.00	18.57	100.0	V	104.0	14.73
527.987222	34.05	46.00	11.95	100.0	V	25.0	19.79
600.036667	39.14	46.00	6.86	100.0	V	277.0	21.20
800.072222	38.22	46.00	7.78	100.0	V	0.0	23.65

TÜV SÜD Certification and Testing (China) Co., Ltd. Shenzhen Branch
Building 12&13, Zhiheng Wisdomland Business Park, Nantou Checkpoint Road 2,
Nanshan District, Shenzhen City, 518052, P. R. China Tel. +86 755 8828 6998, Fax:
+86 755 8828 5299

Remark: The emissions above the limit are fundamental working frequencies.

802.11A Modulation 5180MHz Test Result

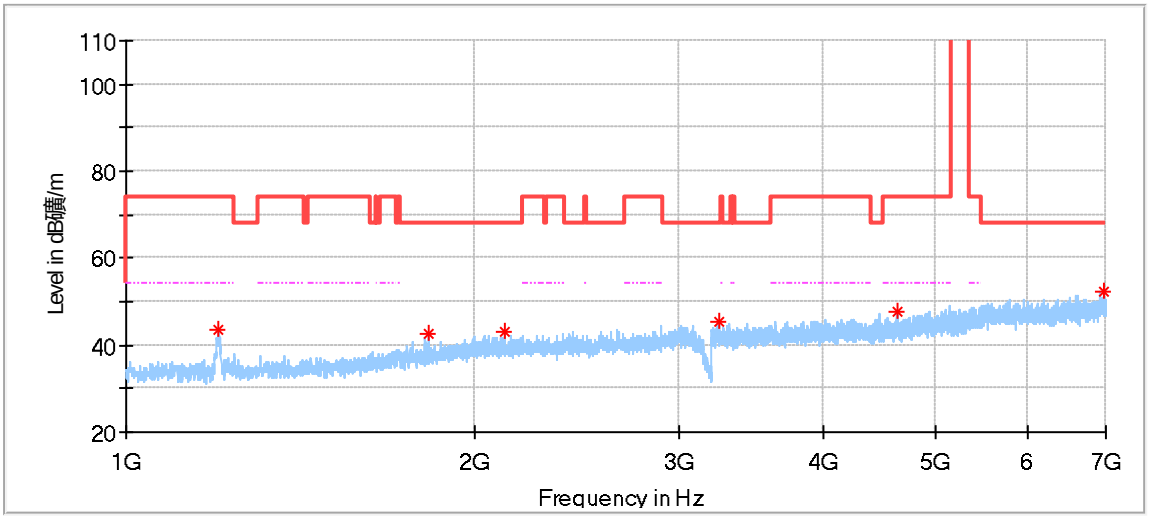

Frequency (MHz)	MaxPeak (dBµV/m)	Limit (dBµV/m)	Margin (dB)	Height (cm)	Pol	Azimuth (deg)	Corr. (dB/m)
1202.000000	43.47	74.00	30.53	150.0	H	23.0	-9.39
1826.500000	42.56	68.20	25.64	150.0	H	172.0	-5.56
2121.500000	43.05	68.20	25.15	150.0	H	312.0	-3.97
3243.500000	45.37	68.20	22.83	150.0	H	0.0	-0.80
4618.500000	47.66	74.00	26.34	150.0	H	77.0	2.54
6964.000000	52.47	68.20	15.73	150.0	H	50.0	7.70

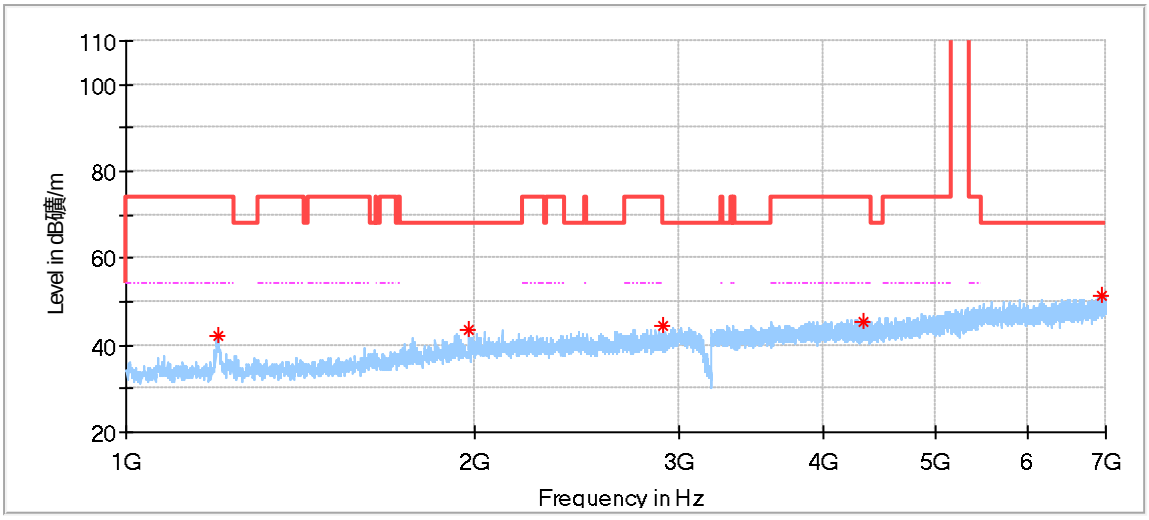

Frequency (MHz)	MaxPeak (dBµV/m)	Limit (dBµV/m)	Margin (dB)	Height (cm)	Pol	Azimuth (deg)	Corr. (dB/m)
1199.500000	42.38	74.00	31.62	150.0	V	162.0	-9.41
1976.000000	43.73	68.20	24.47	150.0	V	189.0	-4.28
2910.000000	44.24	68.20	23.96	150.0	V	15.0	-1.77
4316.500000	45.38	74.00	28.62	150.0	V	216.0	2.03
6944.000000	51.31	68.20	16.89	150.0	V	82.0	7.67

TÜV SÜD Certification and Testing (China) Co., Ltd. Shenzhen Branch
Building 12&13, Zhiheng Wisdomland Business Park, Nantou Checkpoint Road 2, Nanshan District, Shenzhen City, 518052, P. R. China Tel. +86 755 8828 6998, Fax: +86 755 8828 5299

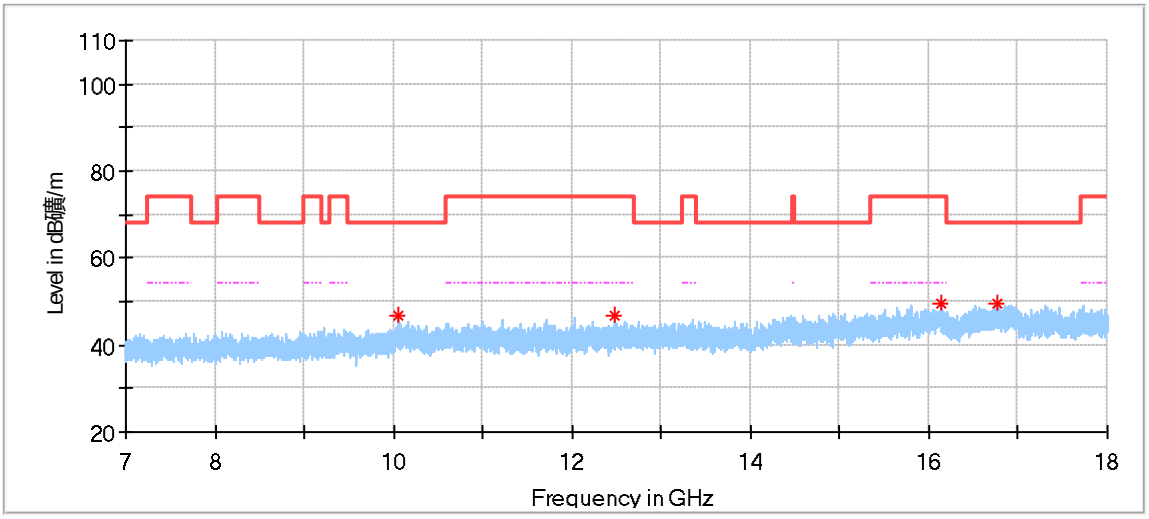

Frequency (MHz)	MaxPeak (dBµV/m)	Limit (dBµV/m)	Margin (dB)	Height (cm)	Pol	Azimuth (deg)	Corr. (dB/m)
10057.500000	46.66	68.20	21.54	100.0	H	0.0	9.3
12469.500000	46.83	74.00	27.17	100.0	H	303.0	9.1
16140.500000	49.68	74.00	24.32	100.0	H	280.0	14.6
16769.000000	49.75	68.20	18.45	100.0	H	0.0	16.2

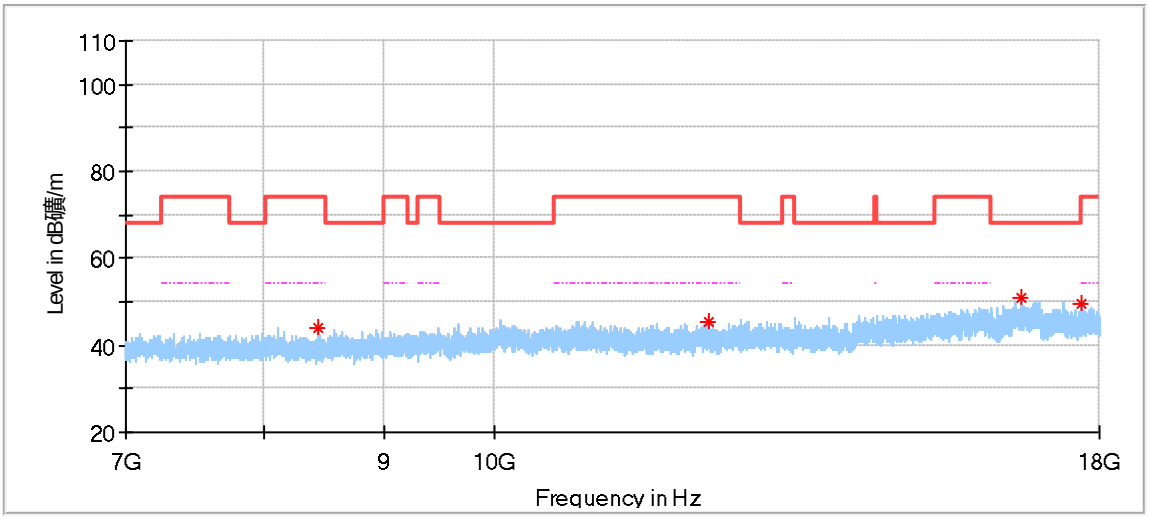

Frequency (MHz)	MaxPeak (dBµV/m)	Limit (dBµV/m)	Margin (dB)	Height (cm)	Pol	Azimuth (deg)	Corr. (dB/m)
8431.000000	44.17	74.00	29.83	150.0	V	79.0	5.9
12330.500000	45.61	74.00	28.39	150.0	V	356.0	9.0
16699.000000	50.71	68.20	17.49	150.0	V	171.0	15.9
17678.500000	49.60	68.20	18.60	150.0	V	240.0	16.1

TÜV SÜD Certification and Testing (China) Co., Ltd. Shenzhen Branch
Building 12&13, Zhiheng Wisdomland Business Park, Nantou Checkpoint Road 2,
Nanshan District, Shenzhen City, 518052, P. R. China Tel. +86 755 8828 6998, Fax:
+86 755 8828 5299

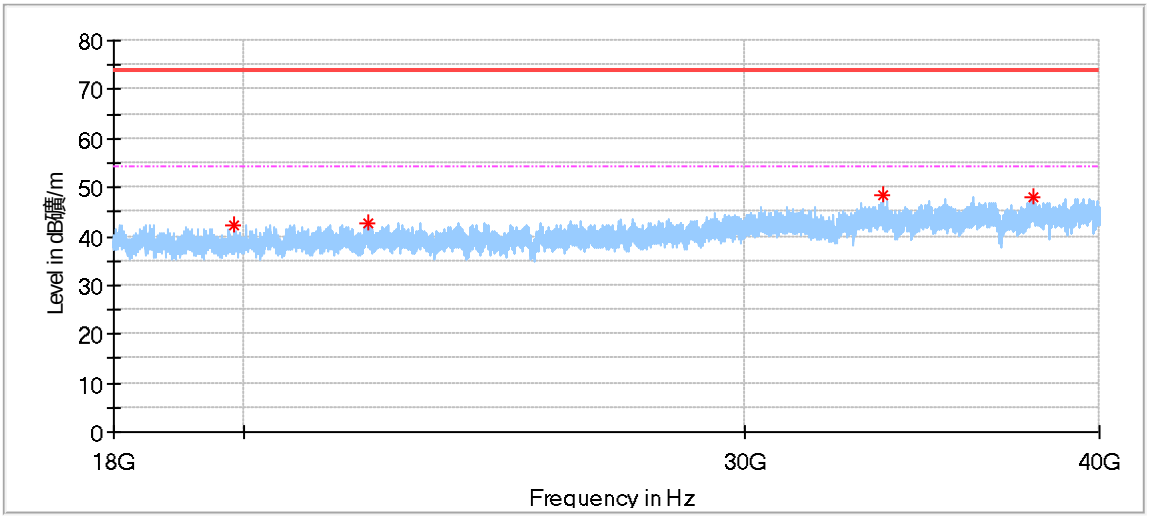

Frequency (MHz)	MaxPeak (dBµV/m)	Limit (dBµV/m)	Margin (dB)	Height (cm)	Pol	Azimuth (deg)	Corr. (dB/m)
19852.125000	42.44	74.00	31.56	150.0	H	2.0	-1.33
22110.562500	42.61	74.00	31.39	150.0	H	87.0	0.68
33560.187500	48.61	74.00	25.39	150.0	H	0.0	4.54
37936.812500	48.18	74.00	25.82	150.0	H	287.0	6.93

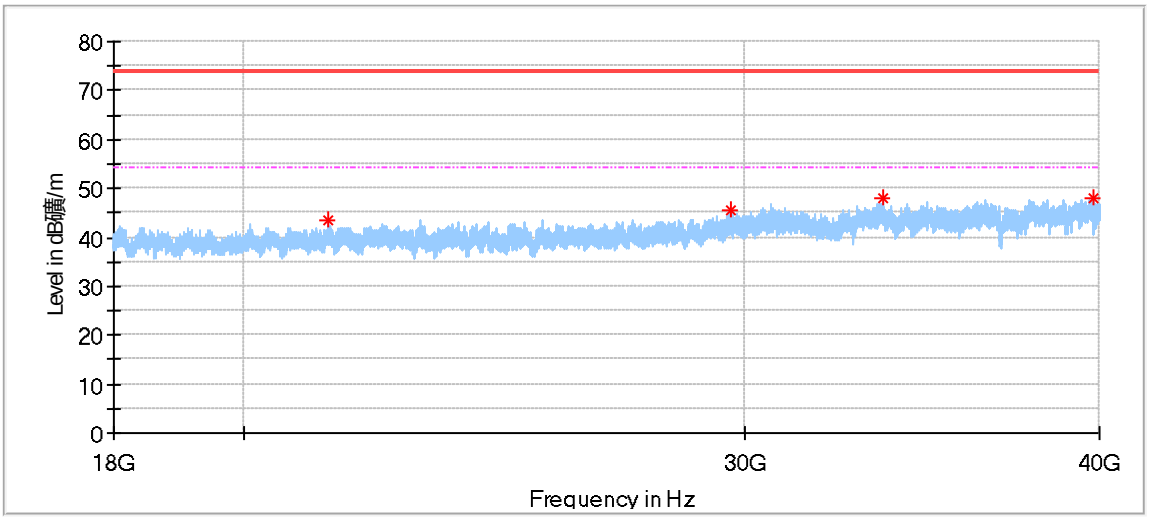

Frequency (MHz)	MaxPeak (dBµV/m)	Limit (dBµV/m)	Margin (dB)	Height (cm)	Pol	Azimuth (deg)	Corr. (dB/m)
21428.562500	43.51	74.00	30.49	150.0	V	92.0	0.29
29656.562500	45.73	74.00	28.27	150.0	V	0.0	2.62
33543.000000	47.85	74.00	26.15	150.0	V	353.0	4.54
39775.875000	48.08	74.00	25.92	150.0	V	170.0	9.52

TÜV SÜD Certification and Testing (China) Co., Ltd. Shenzhen Branch
Building 12&13, Zhiheng Wisdomland Business Park, Nantou Checkpoint Road 2,
Nanshan District, Shenzhen City, 518052, P. R. China Tel. +86 755 8828 6998, Fax:
+86 755 8828 5299

802.11A Modulation 5200MHz Test Result

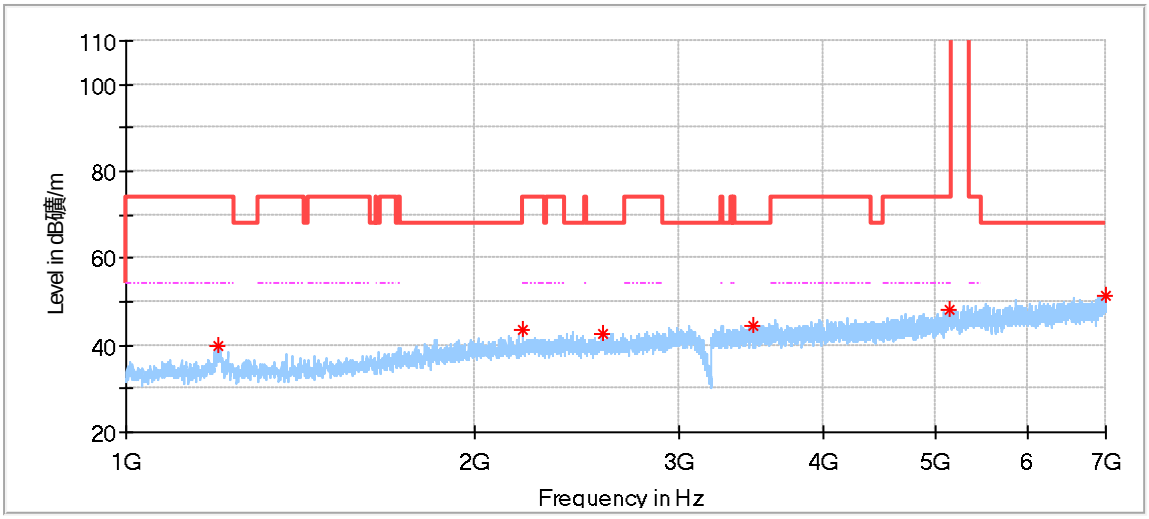

Frequency (MHz)	MaxPeak (dBµV/m)	Limit (dBµV/m)	Margin (dB)	Height (cm)		Pol	Azimuth (deg)	Corr. (dB/m)
1199.000000	39.91	74.00	34.09	150.0		H	23.0	-9.41
2200.000000	43.71	74.00	30.29	150.0		H	190.0	-3.70
2573.500000	42.83	68.20	25.37	150.0		H	297.0	-2.70
3469.000000	44.32	68.20	23.88	150.0		H	36.0	-0.48
5133.000000	48.16	74.00	25.84	150.0		H	30.0	3.67
6988.000000	51.59	68.20	16.61	150.0		H	170.0	7.85

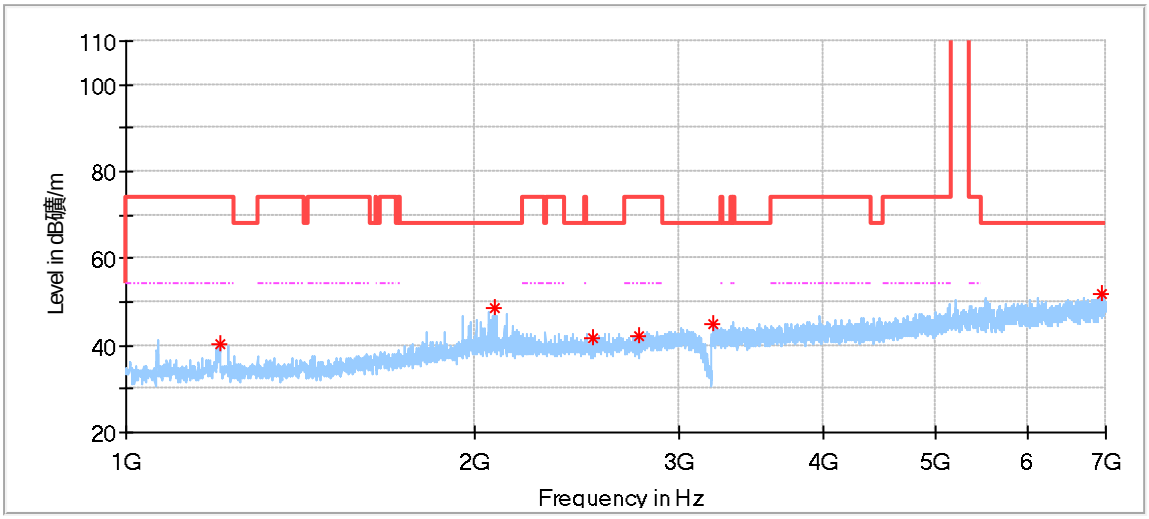

Frequency (MHz)	MaxPeak (dBµV/m)	Limit (dBµV/m)	Margin (dB)	Height (cm)	Pol	Azimuth (deg)	Corr. (dB/m)
1204.500000	40.37	74.00	33.63	150.0	V	312.0	-9.38
2078.500000	48.39	68.20	19.81	150.0	V	285.0	-4.08
2523.500000	41.78	68.20	26.42	150.0	V	122.0	-2.89
2770.500000	42.15	74.00	31.85	150.0	V	1.0	-2.15
3209.500000	44.93	68.20	23.27	150.0	V	356.0	-0.87
6943.500000	51.62	68.20	16.58	150.0	V	21.0	7.67

TÜV SÜD Certification and Testing (China) Co., Ltd. Shenzhen Branch
Building 12&13, Zhiheng Wisdomland Business Park, Nantou Checkpoint Road 2,
Nanshan District, Shenzhen City, 518052, P. R. China Tel. +86 755 8828 6998, Fax:
+86 755 8828 5299

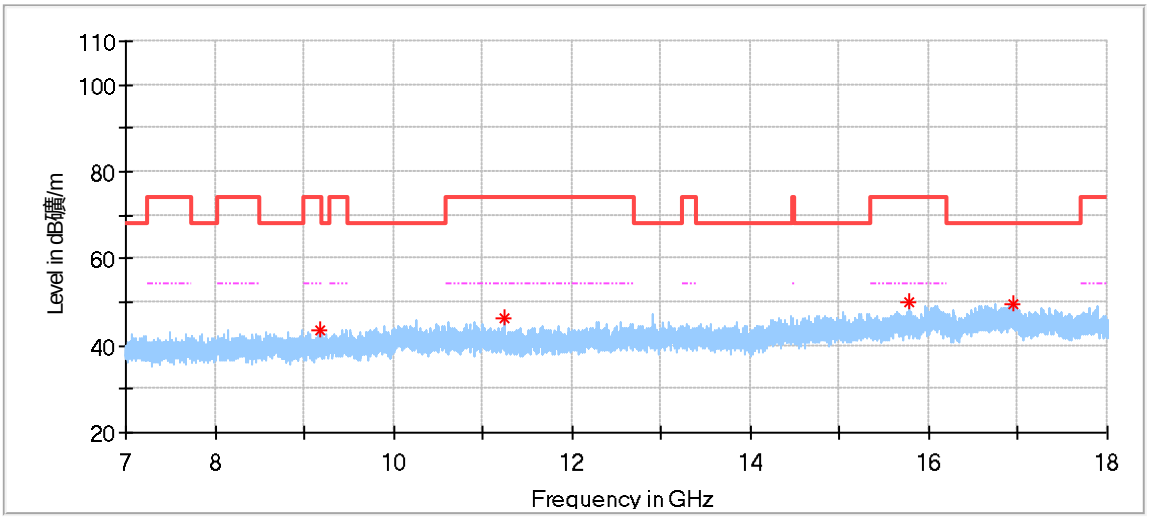

Frequency (MHz)	MaxPeak (dBµV/m)	Limit (dBµV/m)	Margin (dB)	Height (cm)	Pol	Azimuth (deg)	Corr. (dB/m)
9178.500000	43.71	74.00	30.29	100.0	H	312.0	6.7
11252.000000	46.28	74.00	27.72	100.0	H	0.0	8.4
15777.500000	49.78	74.00	24.22	100.0	H	336.0	13.8
16946.500000	49.66	68.20	18.54	100.0	H	105.0	16.5

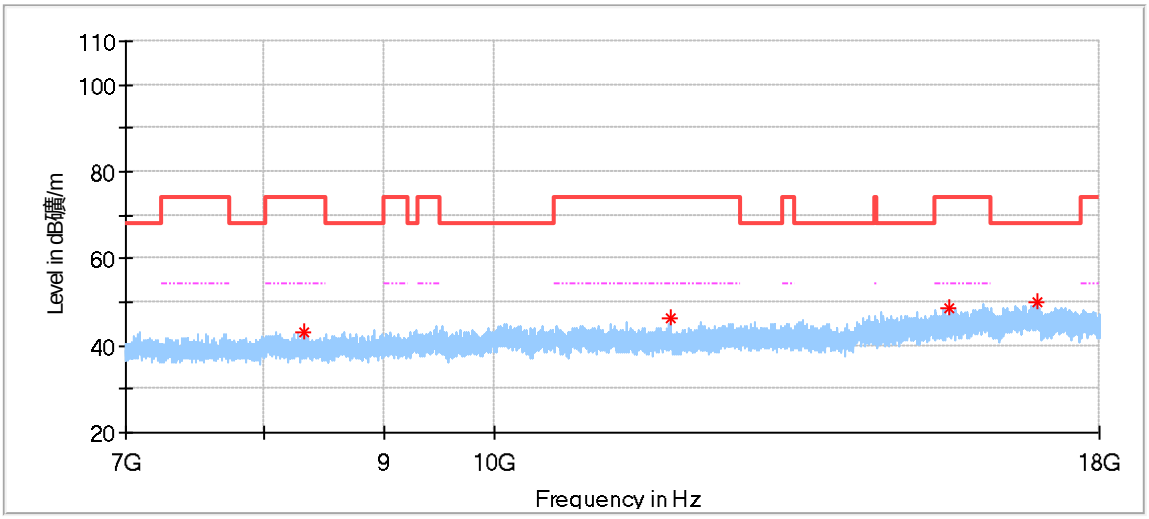

Frequency (MHz)	MaxPeak (dBµV/m)	Limit (dBµV/m)	Margin (dB)	Height (cm)	Pol	Azimuth (deg)	Corr. (dB/m)
8326.500000	43.29	74.00	30.71	150.0	V	48.0	6.5
11866.000000	46.23	74.00	27.77	150.0	V	281.0	8.6
15547.500000	48.66	74.00	25.34	150.0	V	24.0	13.2
16955.500000	49.79	68.20	18.41	150.0	V	24.0	16.5

TÜV SÜD Certification and Testing (China) Co., Ltd. Shenzhen Branch
Building 12&13, Zhiheng Wisdomland Business Park, Nantou Checkpoint Road 2,
Nanshan District, Shenzhen City, 518052, P. R. China Tel. +86 755 8828 6998, Fax:
+86 755 8828 5299

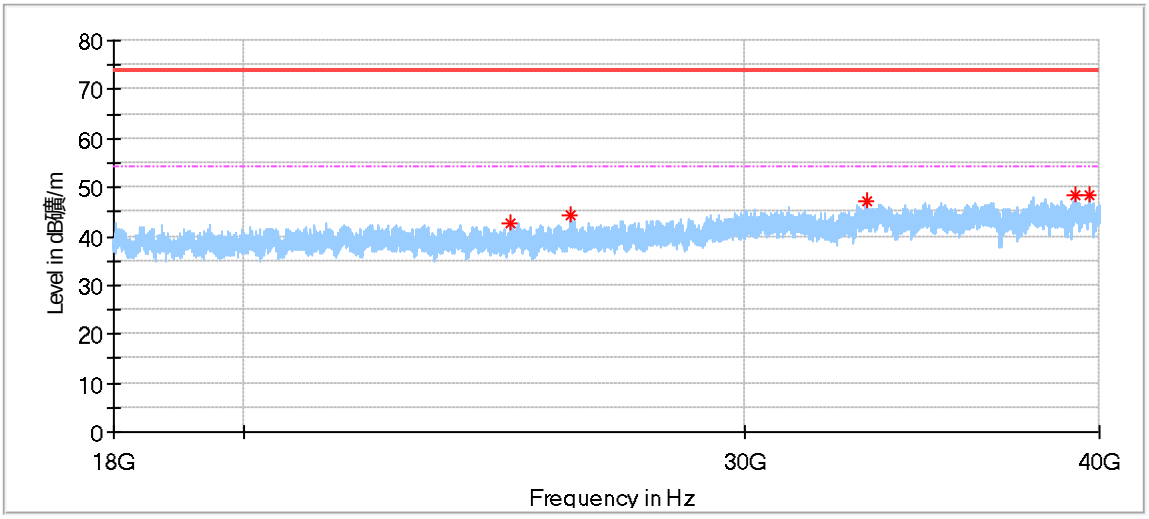

Frequency (MHz)	MaxPeak (dBµV/m)	Limit (dBµV/m)	Margin (dB)	Height (cm)	Pol	Azimuth (deg)	Corr. (dB/m)
24828.937500	42.73	74.00	31.27	150.0	H	341.0	1.42
26055.437500	44.50	74.00	29.50	150.0	H	194.0	1.99
33111.937500	47.26	74.00	26.74	150.0	H	208.0	4.41
39221.062500	48.31	74.00	25.69	150.0	H	15.0	7.81
39648.000000	48.50	74.00	25.50	150.0	H	74.0	9.16

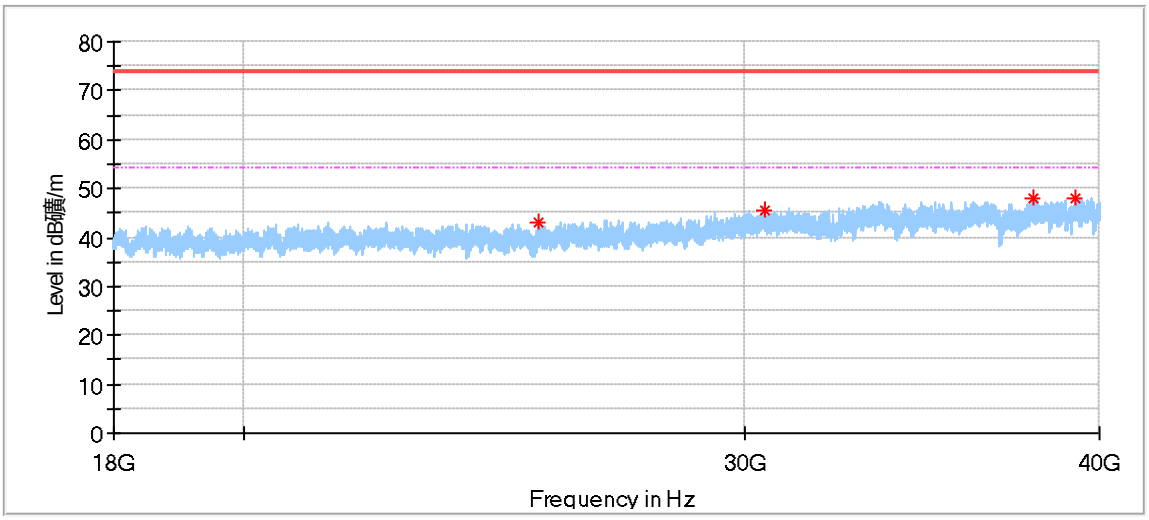

Frequency (MHz)	MaxPeak (dBµV/m)	Limit (dBµV/m)	Margin (dB)	Height (cm)	Pol	Azimuth (deg)	Corr. (dB/m)
25401.625000	43.14	74.00	30.86	150.0	V	276.0	1.80
30510.437500	45.65	74.00	28.35	150.0	V	207.0	3.14
37897.625000	47.89	74.00	26.11	150.0	V	91.0	6.83
39251.312500	47.96	74.00	26.04	150.0	V	91.0	7.91

TÜV SÜD Certification and Testing (China) Co., Ltd. Shenzhen Branch
Building 12&13, Zhiheng Wisdomland Business Park, Nantou Checkpoint Road 2,
Nanshan District, Shenzhen City, 518052, P. R. China Tel. +86 755 8828 6998, Fax:
+86 755 8828 5299

802.11A Modulation 5240MHz Test Result

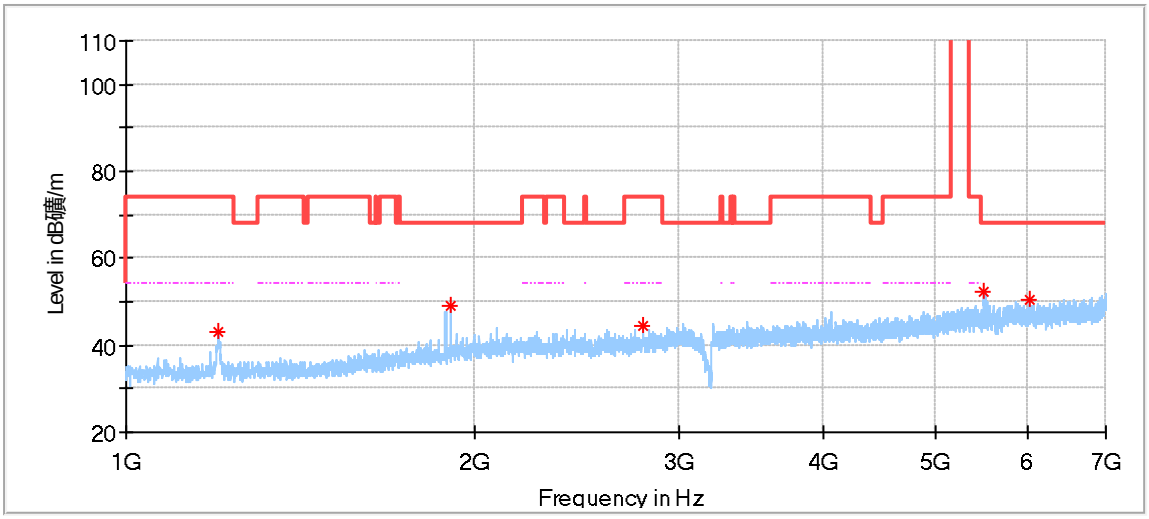

Frequency (MHz)	MaxPeak (dBµV/m)	Limit (dBµV/m)	Margin (dB)	Height (cm)	Pol	Azimuth (deg)	Corr. (dB/m)
1198.500000	44.01	74.00	29.99	150.0	H	205.0	-9.41
1756.500000	43.09	68.20	25.11	150.0	H	91.0	-6.02
3051.000000	44.67	68.20	23.53	150.0	H	30.0	-1.31
4149.500000	46.55	74.00	27.45	150.0	H	265.0	1.85
6769.000000	51.68	68.20	16.52	150.0	H	338.0	7.33

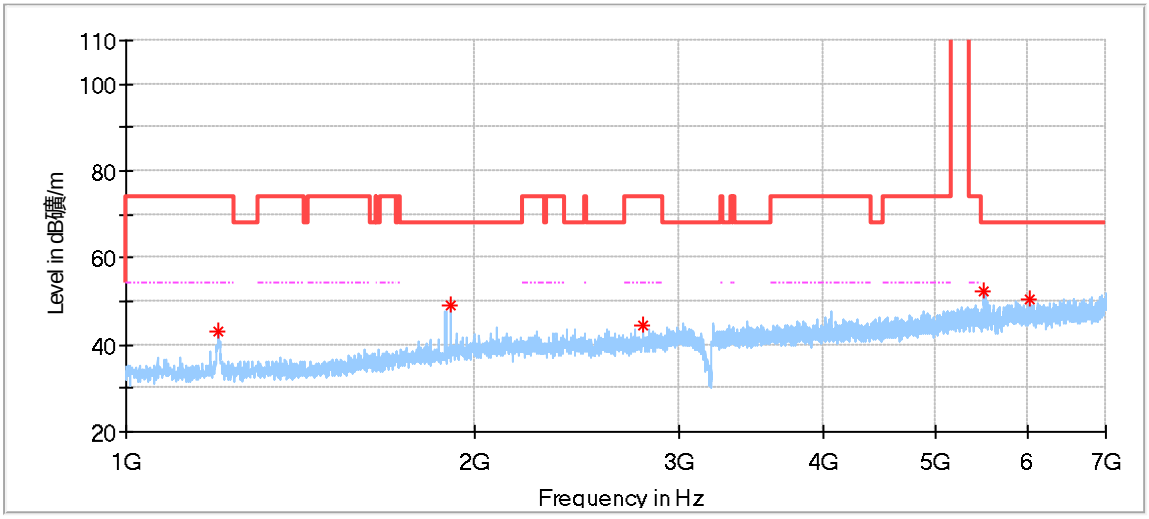

Frequency (MHz)	MaxPeak (dBµV/m)	Limit (dBµV/m)	Margin (dB)	Height (cm)	Pol	Azimuth (deg)	Corr. (dB/m)
1201.500000	42.85	74.00	31.15	150.0	V	176.0	-9.40
1904.000000	49.06	68.20	19.14	150.0	V	256.0	-4.98
2792.500000	44.34	74.00	29.66	150.0	V	176.0	-2.07
5495.000000	52.43	68.20	15.77	150.0	V	95.0	4.42
6019.500000	50.40	68.20	17.80	150.0	V	222.0	5.71

TÜV SÜD Certification and Testing (China) Co., Ltd. Shenzhen Branch
Building 12&13, Zhiheng Wisdomland Business Park, Nantou Checkpoint Road 2,
Nanshan District, Shenzhen City, 518052, P. R. China Tel. +86 755 8828 6998, Fax:
+86 755 8828 5299

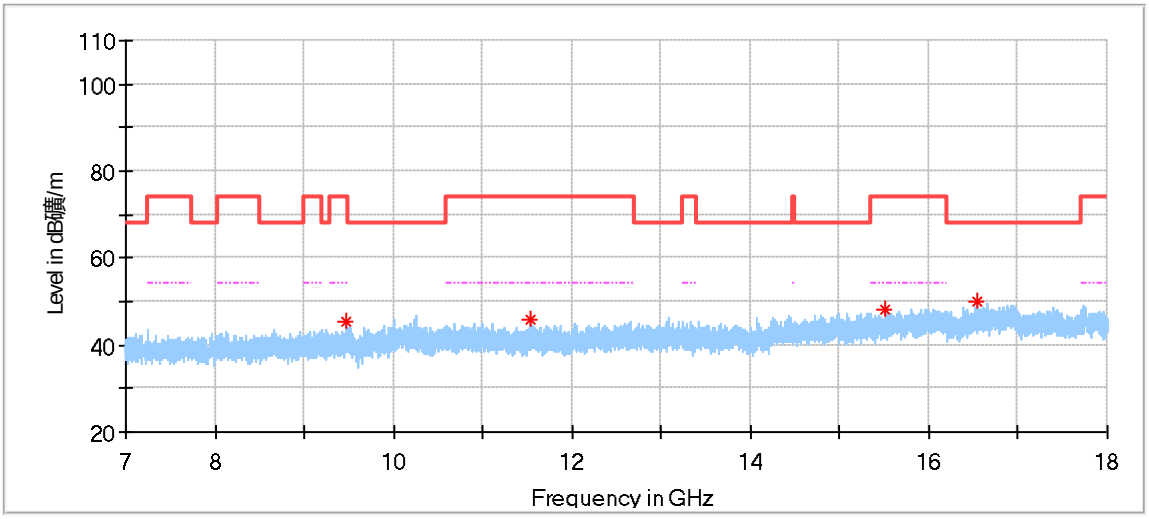

Frequency (MHz)	MaxPeak (dBµV/m)	Limit (dBµV/m)	Margin (dB)	Height (cm)	Pol	Azimuth (deg)	Corr. (dB/m)
9460.000000	45.41	74.00	28.59	100.0	H	4.0	7.6
11536.000000	45.91	74.00	28.09	100.0	H	26.0	8.2
15517.000000	48.38	74.00	25.62	100.0	H	4.0	13.0
16548.000000	49.88	68.20	18.32	100.0	H	4.0	15.7

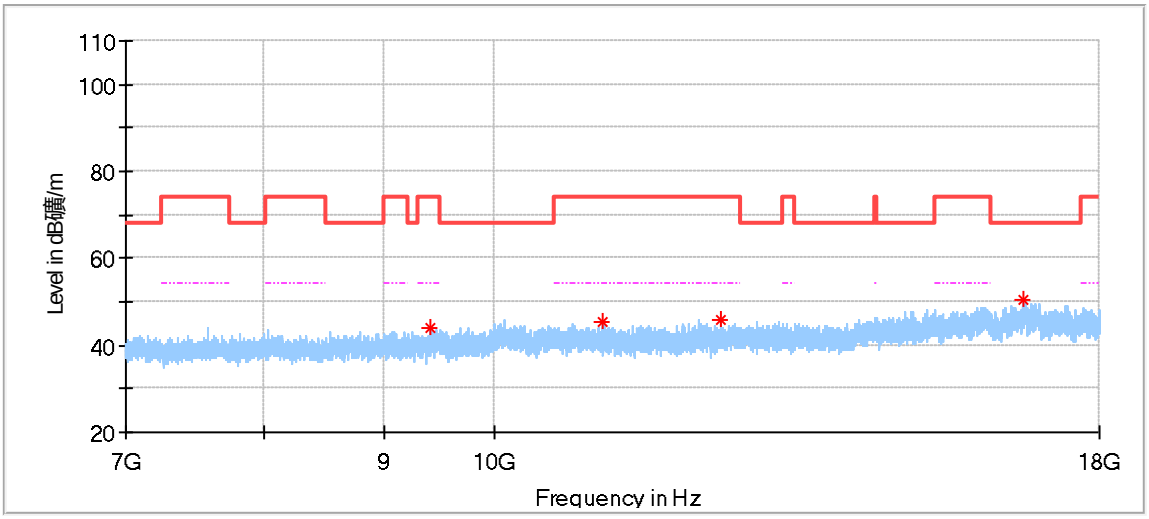

Frequency (MHz)	MaxPeak (dBµV/m)	Limit (dBµV/m)	Margin (dB)	Height (cm)	Pol	Azimuth (deg)	Corr. (dB/m)
9400.000000	43.90	74.00	30.10	150.0	V	267.0	7.2
11123.500000	45.46	74.00	28.54	150.0	V	13.0	8.2
12477.500000	46.05	74.00	27.95	150.0	V	313.0	9.1
16702.500000	50.29	68.20	17.91	150.0	V	267.0	15.9

TÜV SÜD Certification and Testing (China) Co., Ltd. Shenzhen Branch
Building 12&13, Zhiheng Wisdomland Business Park, Nantou Checkpoint Road 2,
Nanshan District, Shenzhen City, 518052, P. R. China Tel. +86 755 8828 6998, Fax:
+86 755 8828 5299

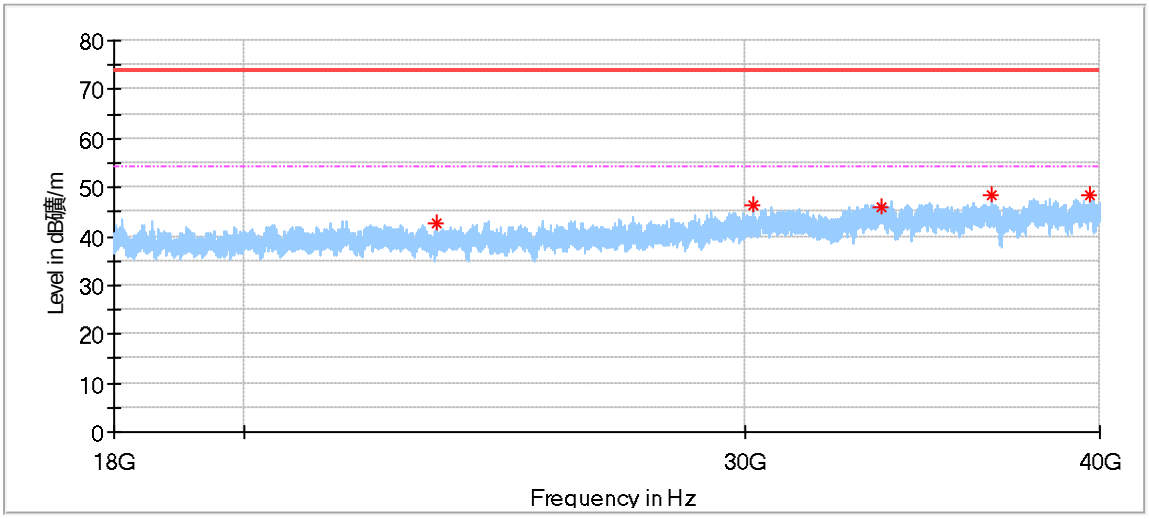

Frequency (MHz)	MaxPeak (dBµV/m)	Limit (dBµV/m)	Margin (dB)	Height (cm)	Pol	Azimuth (deg)	Corr. (dB/m)
23361.812500	42.77	74.00	31.23	150.0	H	57.0	0.52
30215.500000	46.55	74.00	27.45	150.0	H	151.0	2.85
33534.750000	46.10	74.00	27.90	150.0	H	164.0	4.54
36639.500000	48.49	74.00	25.51	150.0	H	84.0	6.16
39683.750000	48.30	74.00	25.70	150.0	H	151.0	9.26

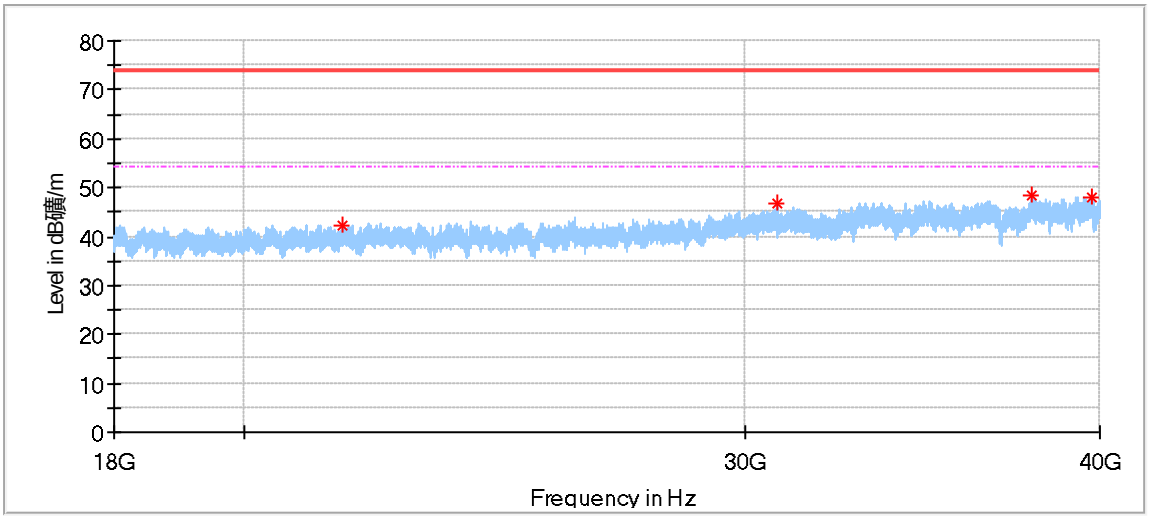

Frequency (MHz)	MaxPeak (dBµV/m)	Limit (dBµV/m)	Margin (dB)	Height (cm)	Pol	Azimuth (deg)	Corr. (dB/m)
21664.375000	42.40	74.00	31.60	150.0	V	13.0	0.43
30809.500000	46.70	74.00	27.30	150.0	V	39.0	2.93
37864.625000	48.21	74.00	25.79	150.0	V	0.0	6.74
39769.000000	48.15	74.00	25.85	150.0	V	115.0	9.50

TÜV SÜD Certification and Testing (China) Co., Ltd. Shenzhen Branch
Building 12&13, Zhiheng Wisdomland Business Park, Nantou Checkpoint Road 2,
Nanshan District, Shenzhen City, 518052, P. R. China Tel. +86 755 8828 6998, Fax:
+86 755 8828 5299

802.11A Modulation 5260MHz Test Result

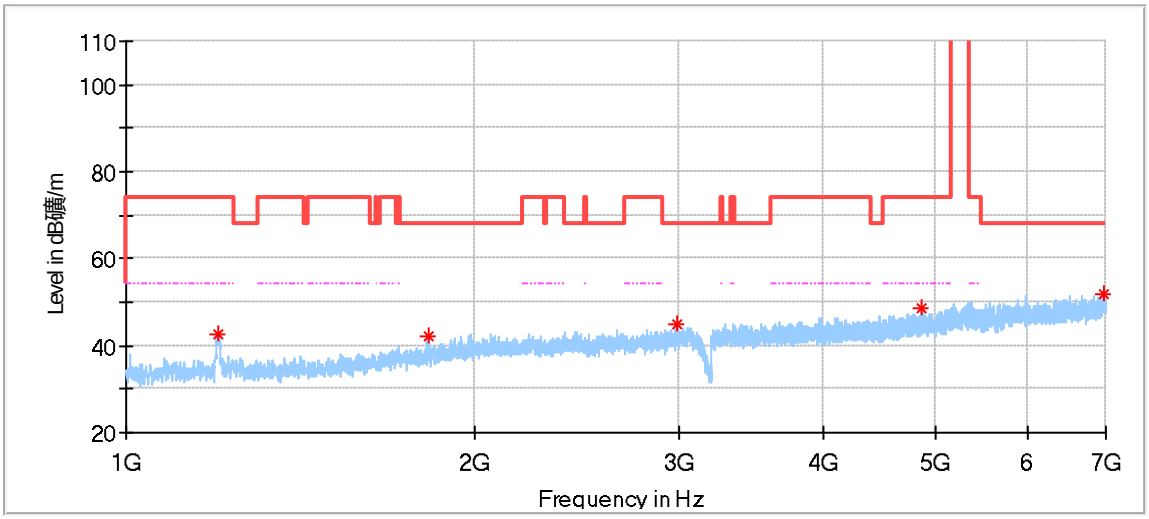

Frequency (MHz)	MaxPeak (dBµV/m)	Limit (dBµV/m)	Margin (dB)	Height (cm)	Pol	Azimuth (deg)	Corr. (dB/m)
1199.500000	42.70	74.00	31.30	150.0	H	202.0	-9.41
1823.500000	42.33	68.20	25.87	150.0	H	169.0	-5.58
2982.000000	44.98	68.20	23.22	150.0	H	296.0	-1.52
4863.000000	48.71	74.00	25.29	150.0	H	202.0	2.82
6965.000000	51.96	68.20	16.24	150.0	H	42.0	7.71

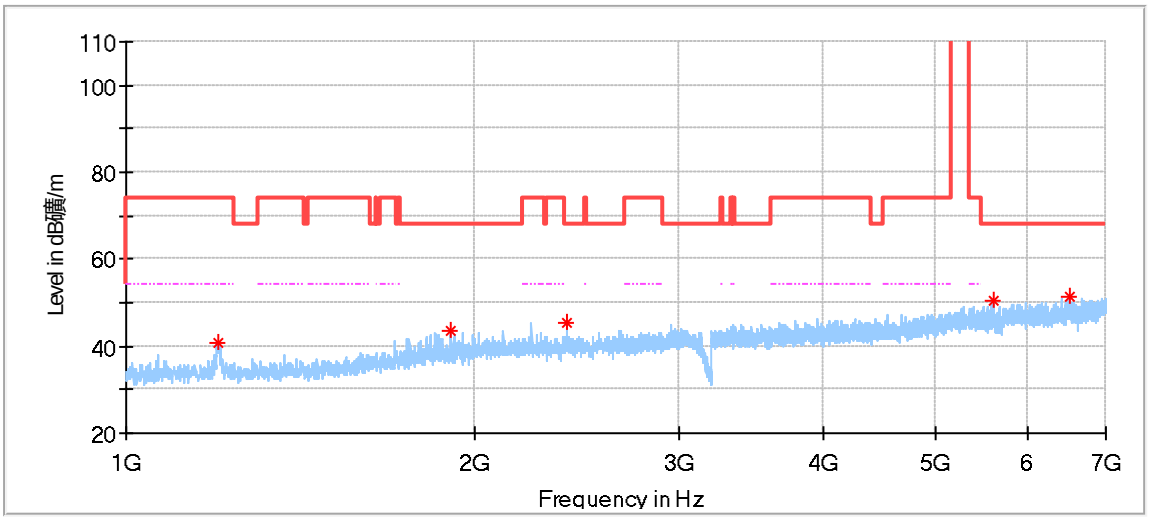

Frequency (MHz)	MaxPeak (dBµV/m)	Limit (dBµV/m)	Margin (dB)	Height (cm)	Pol	Azimuth (deg)	Corr. (dB/m)
1199.000000	41.00	74.00	33.00	150.0	V	2.0	-9.41
1902.500000	43.42	68.20	24.78	150.0	V	71.0	-4.99
2396.000000	45.61	68.20	22.59	150.0	V	64.0	-3.14
5592.500000	50.53	68.20	17.67	150.0	V	325.0	4.43
6515.500000	51.44	68.20	16.76	150.0	V	124.0	7.17

TÜV SÜD Certification and Testing (China) Co., Ltd. Shenzhen Branch
Building 12&13, Zhiheng Wisdomland Business Park, Nantou Checkpoint Road 2,
Nanshan District, Shenzhen City, 518052, P. R. China Tel. +86 755 8828 6998, Fax:
+86 755 8828 5299

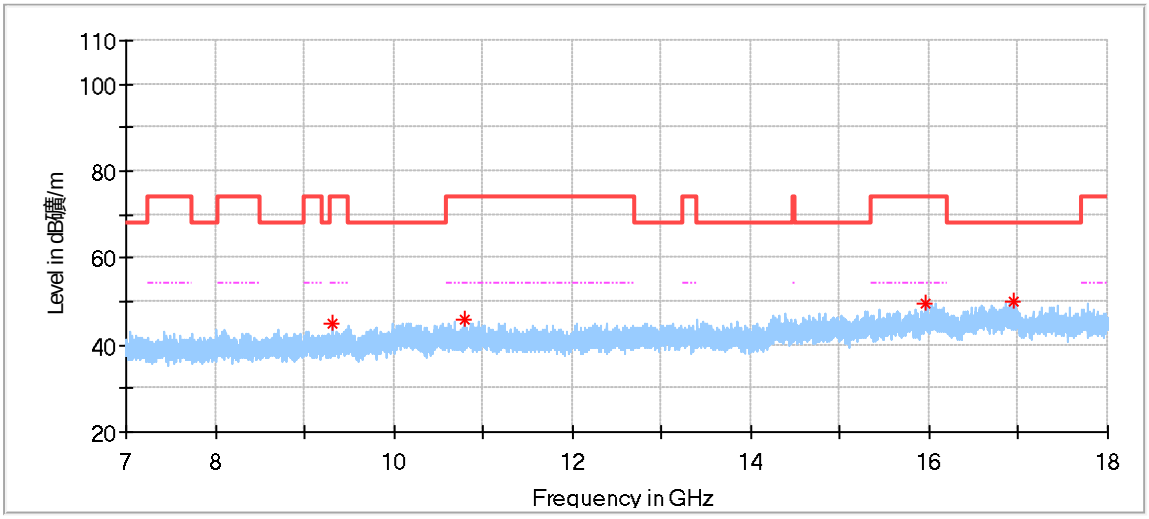

Frequency (MHz)	MaxPeak (dBµV/m)	Limit (dBµV/m)	Margin (dB)	Height (cm)	Pol	Azimuth (deg)	Corr. (dB/m)
9317.000000	45.03	74.00	28.97	100.0	H	105.0	7.0
10784.500000	45.66	74.00	28.34	100.0	H	336.0	8.4
15951.000000	49.62	74.00	24.38	100.0	H	1.0	14.1
16944.000000	49.90	68.20	18.30	100.0	H	221.0	16.5

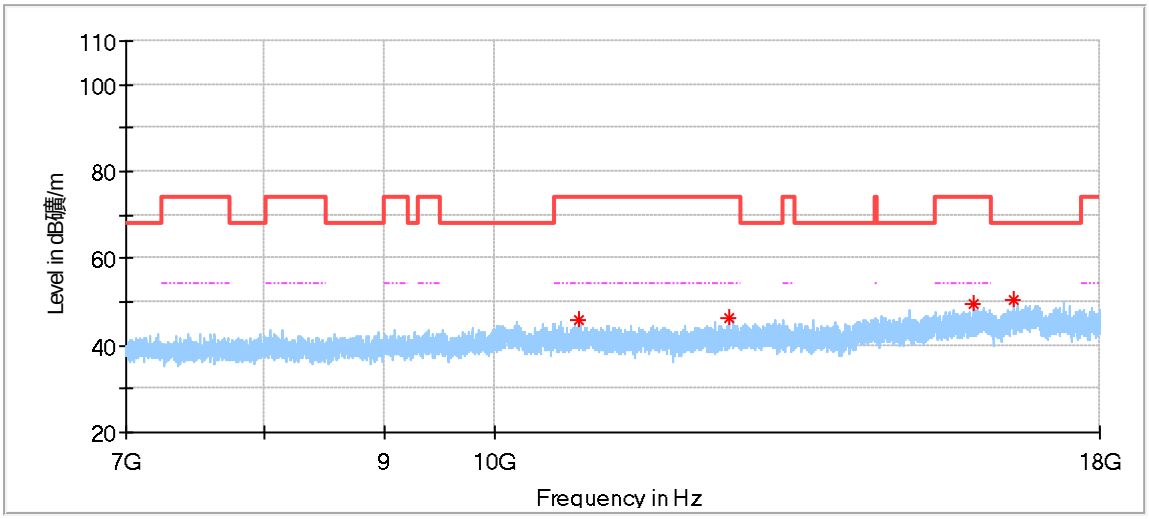

Frequency (MHz)	MaxPeak (dBµV/m)	Limit (dBµV/m)	Margin (dB)	Height (cm)	Pol	Azimuth (deg)	Corr. (dB/m)	Corr. (dB)
10850.000000	45.82	74.00	28.18	150.0	V	47.0	8.5	---
12553.500000	46.11	74.00	27.89	150.0	V	165.0	9.3	---
15938.500000	49.64	74.00	24.36	150.0	V	70.0	14.1	---
16553.500000	50.23	68.20	17.97	150.0	V	0.0	15.7	---

TÜV SÜD Certification and Testing (China) Co., Ltd. Shenzhen Branch
Building 12&13, Zhiheng Wisdomland Business Park, Nantou Checkpoint Road 2,
Nanshan District, Shenzhen City, 518052, P. R. China Tel. +86 755 8828 6998, Fax:
+86 755 8828 5299

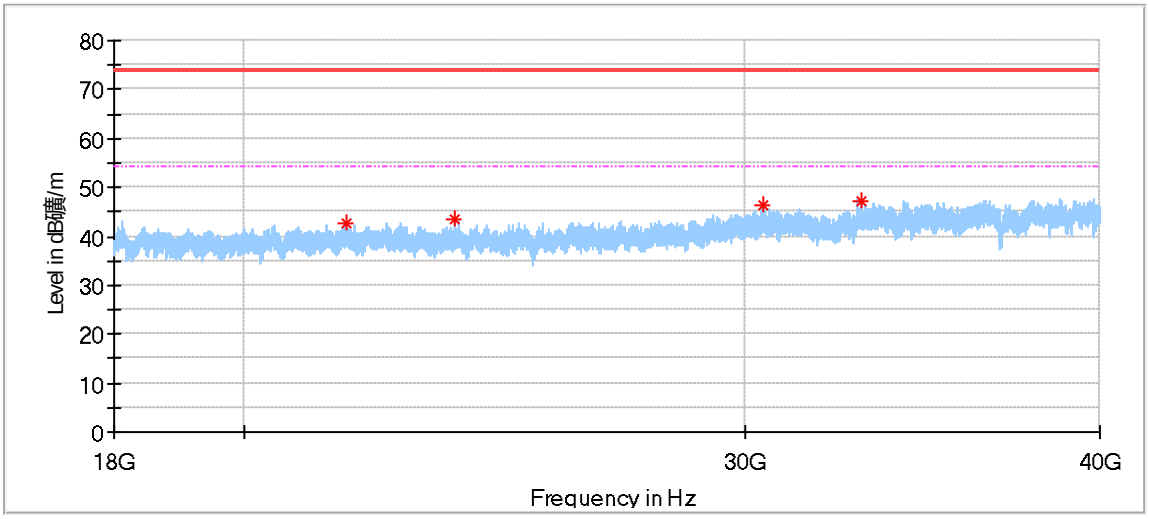

Frequency (MHz)	MaxPeak (dBµV/m)	Limit (dBµV/m)	Margin (dB)	Height (cm)	Pol	Azimuth (deg)	Corr. (dB/m)
21726.250000	42.62	74.00	31.38	150.0	H	313.0	0.47
23728.937500	43.60	74.00	30.40	150.0	H	0.0	0.90
30451.312500	46.17	74.00	27.83	150.0	H	0.0	3.09
32996.437500	47.04	74.00	26.96	150.0	H	140.0	4.37

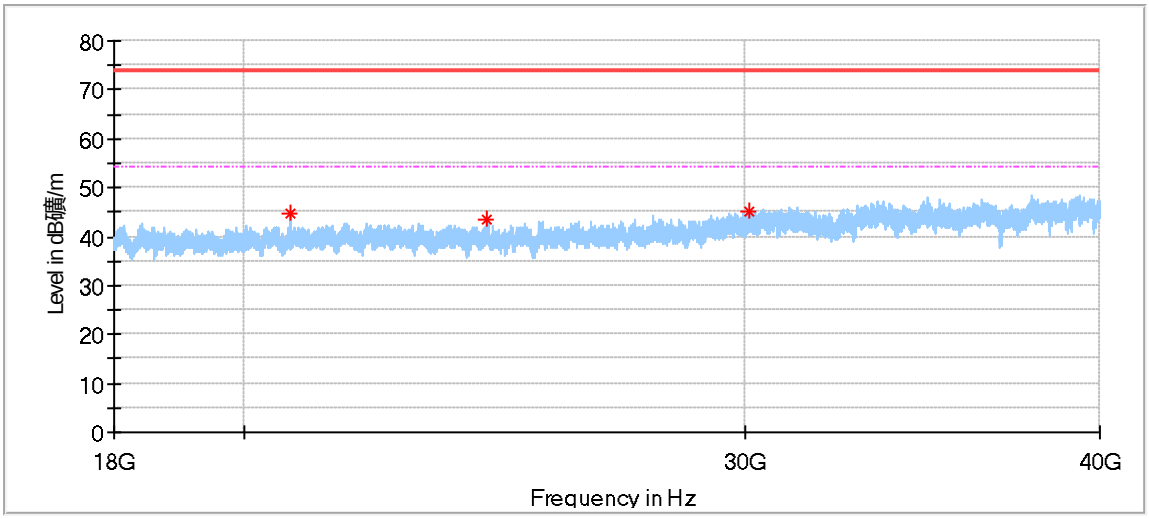

Frequency (MHz)	MaxPeak (dBµV/m)	Limit (dBµV/m)	Margin (dB)	Height (cm)	Pol	Azimuth (deg)	Corr. (dB/m)
20755.500000	44.59	74.00	29.41	150.0	V	146.0	-0.26
24329.125000	43.68	74.00	30.32	150.0	V	22.0	1.14
30100.000000	44.96	74.00	29.04	150.0	V	330.0	2.72

TÜV SÜD Certification and Testing (China) Co., Ltd. Shenzhen Branch
Building 12&13, Zhiheng Wisdomland Business Park, Nantou Checkpoint Road 2,
Nanshan District, Shenzhen City, 518052, P. R. China Tel. +86 755 8828 6998, Fax:
+86 755 8828 5299

802.11A Modulation 5280MHz Test Result

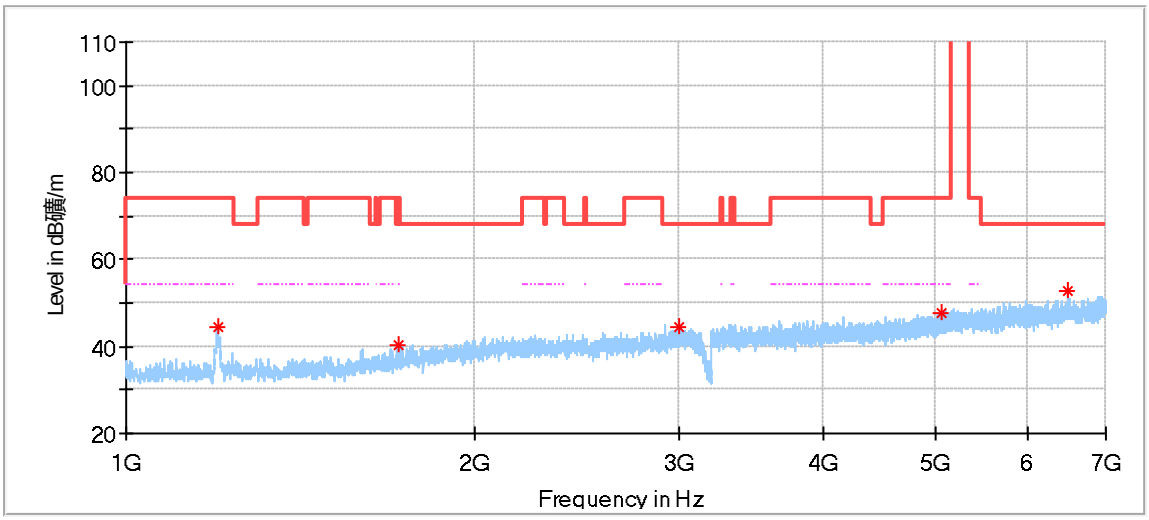

Frequency (MHz)	MaxPeak (dBµV/m)	Limit (dBµV/m)	Margin (dB)	Height (cm)	Pol	Azimuth (deg)	Corr. (dB/m)
1198.500000	44.54	74.00	29.46	150.0	H	202.0	-9.41
1715.000000	40.49	68.20	27.71	150.0	H	215.0	-6.35
3002.500000	44.49	68.20	23.71	150.0	H	358.0	-1.37
5047.000000	47.54	74.00	26.46	150.0	H	101.0	3.02
6486.000000	52.58	68.20	15.62	150.0	H	148.0	7.25

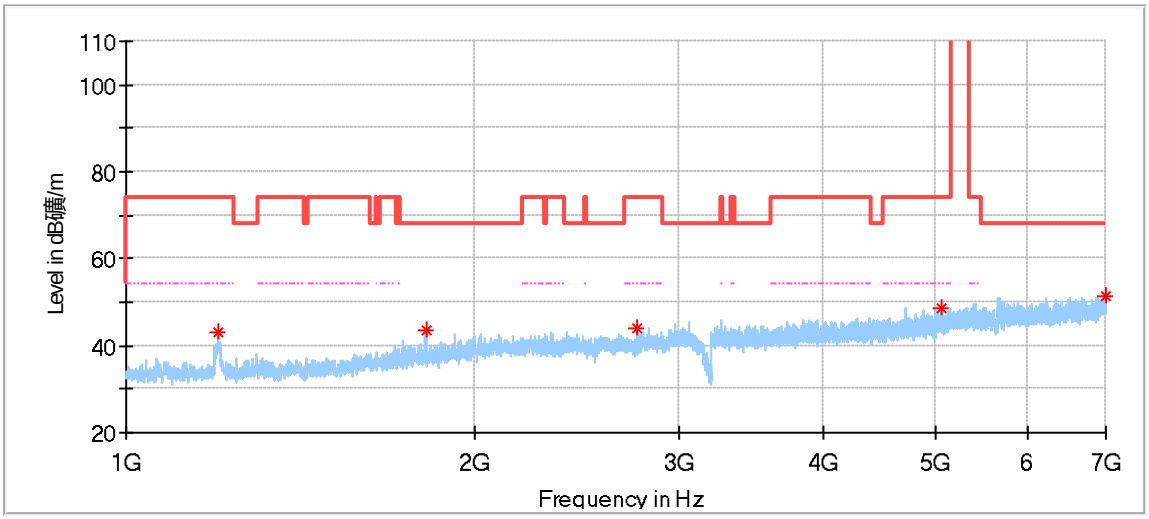

Frequency (MHz)	MaxPeak (dBµV/m)	Limit (dBµV/m)	Margin (dB)	Height (cm)	Pol	Azimuth (deg)	Corr. (dB/m)
1199.000000	43.03	74.00	30.97	150.0	V	182.0	-9.41
1816.000000	43.71	68.20	24.49	150.0	V	68.0	-5.63
2763.500000	44.09	74.00	29.91	150.0	V	129.0	-2.18
5042.500000	48.54	74.00	25.46	150.0	V	0.0	3.01
6992.500000	51.38	68.20	16.82	150.0	V	62.0	7.88

TÜV SÜD Certification and Testing (China) Co., Ltd. Shenzhen Branch
Building 12&13, Zhiheng Wisdomland Business Park, Nantou Checkpoint Road 2,
Nanshan District, Shenzhen City, 518052, P. R. China Tel. +86 755 8828 6998, Fax:
+86 755 8828 5299

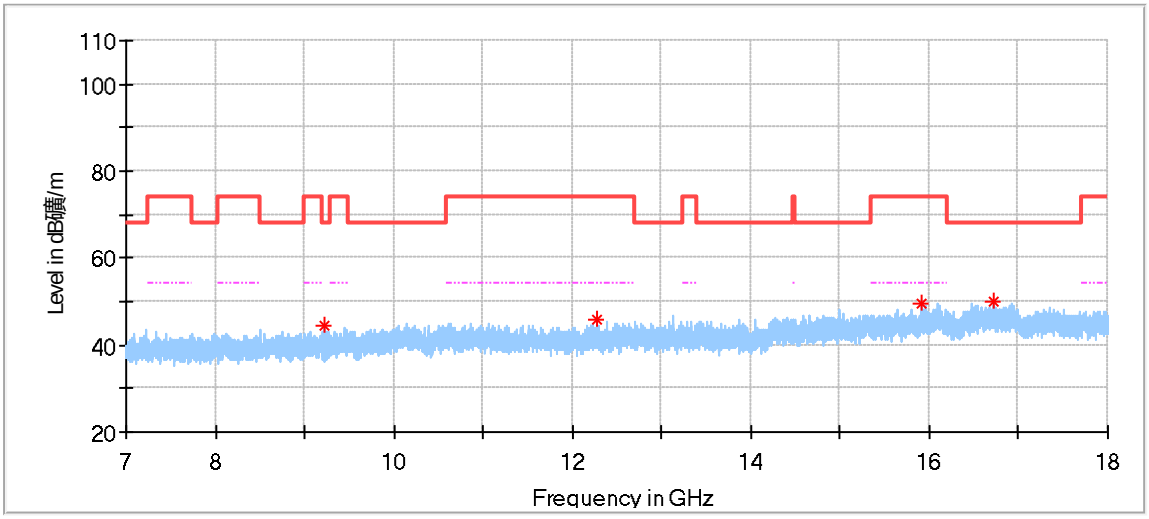

Frequency (MHz)	MaxPeak (dBµV/m)	Limit (dBµV/m)	Margin (dB)	Height (cm)	Pol	Azimuth (deg)	Corr. (dB/m)
9227.500000	44.68	68.20	23.52	100.0	H	308.0	6.8
12280.000000	45.84	74.00	28.16	100.0	H	0.0	9.1
15917.000000	49.68	74.00	24.32	100.0	H	0.0	13.9
16726.500000	50.15	68.20	18.05	100.0	H	232.0	16.0

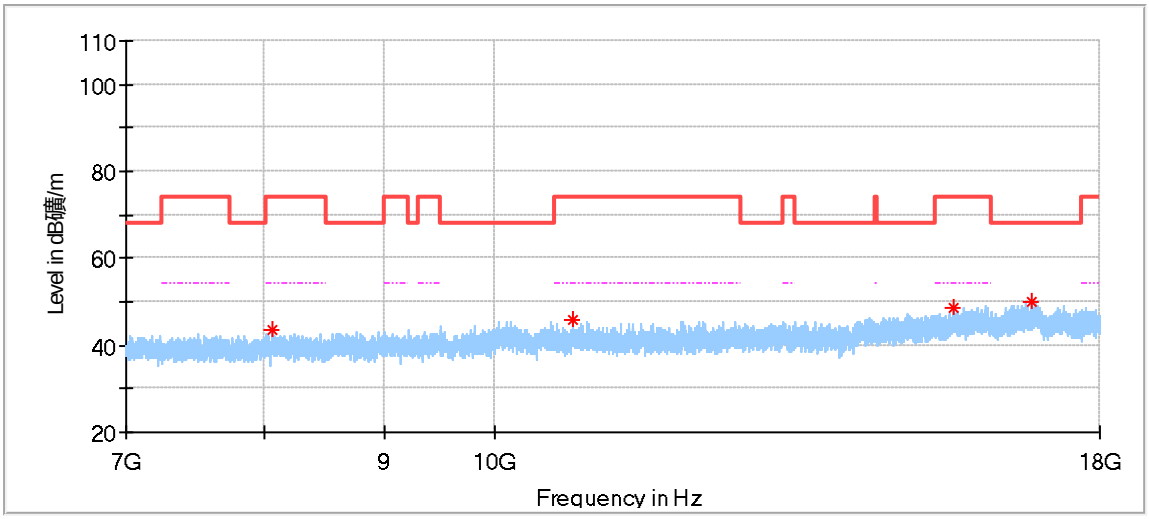

Frequency (MHz)	MaxPeak (dBµV/m)	Limit (dBµV/m)	Margin (dB)	Height (cm)	Pol	Azimuth (deg)	Corr. (dB/m)
8069.500000	43.69	74.00	30.31	150.0	V	212.0	6.6
10805.500000	45.99	74.00	28.01	150.0	V	4.0	8.4
15606.000000	48.47	74.00	25.53	150.0	V	349.0	13.4
16844.500000	49.96	68.20	18.24	150.0	V	97.0	16.4

TÜV SÜD Certification and Testing (China) Co., Ltd. Shenzhen Branch
Building 12&13, Zhiheng Wisdomland Business Park, Nantou Checkpoint Road 2,
Nanshan District, Shenzhen City, 518052, P. R. China Tel. +86 755 8828 6998, Fax:
+86 755 8828 5299

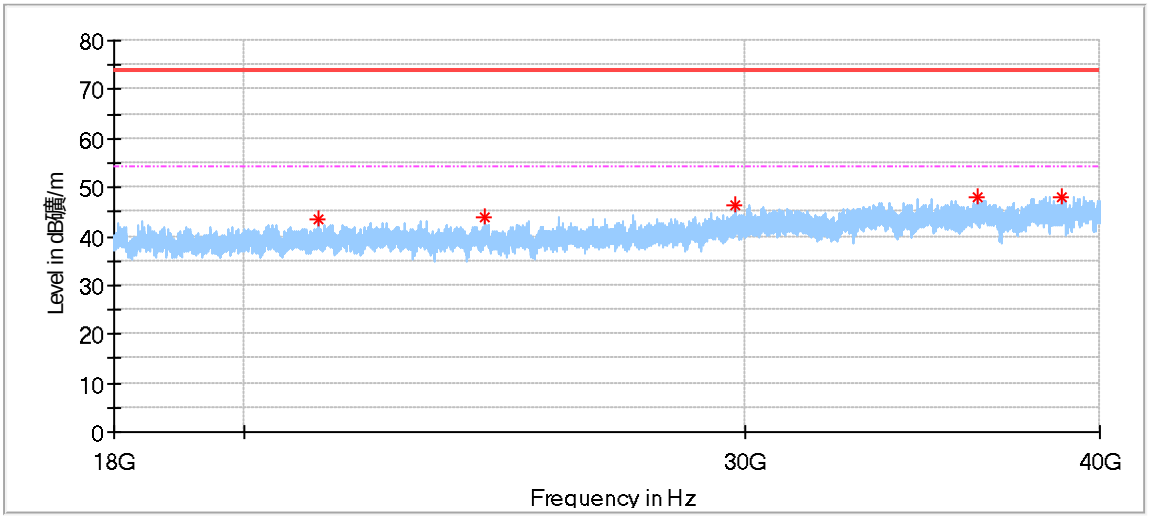

Frequency (MHz)	MaxPeak (dBµV/m)	Limit (dBµV/m)	Margin (dB)	Height (cm)	Pol	Azimuth (deg)	Corr. (dB/m)
21256.687500	43.64	74.00	30.36	150.0	H	127.0	0.27
24322.250000	43.95	74.00	30.05	150.0	H	31.0	1.14
29793.375000	46.46	74.00	27.54	150.0	H	84.0	2.61
36206.375000	48.02	74.00	25.98	150.0	H	207.0	6.01
38803.750000	48.01	74.00	25.99	150.0	H	330.0	7.10

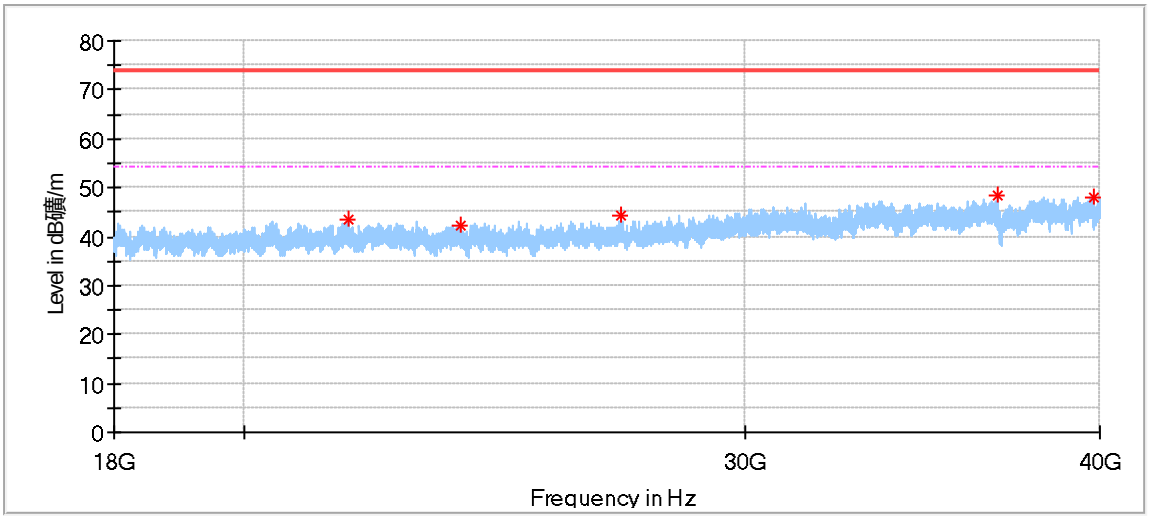

Frequency (MHz)	MaxPeak (dBµV/m)	Limit (dBµV/m)	Margin (dB)	Height (cm)	Pol	Azimuth (deg)	Corr. (dB/m)
21775.750000	43.52	74.00	30.48	150.0	V	306.0	0.48
23823.812500	42.17	74.00	31.83	150.0	V	0.0	0.98
27158.187500	44.38	74.00	29.62	150.0	V	267.0	2.22
36813.437500	48.53	74.00	25.47	150.0	V	168.0	6.01
39785.500000	48.18	74.00	25.82	150.0	V	77.0	9.55

TÜV SÜD Certification and Testing (China) Co., Ltd. Shenzhen Branch
Building 12&13, Zhiheng Wisdomland Business Park, Nantou Checkpoint Road 2,
Nanshan District, Shenzhen City, 518052, P. R. China Tel. +86 755 8828 6998, Fax:
+86 755 8828 5299

802.11A Modulation 5320MHz Test Result

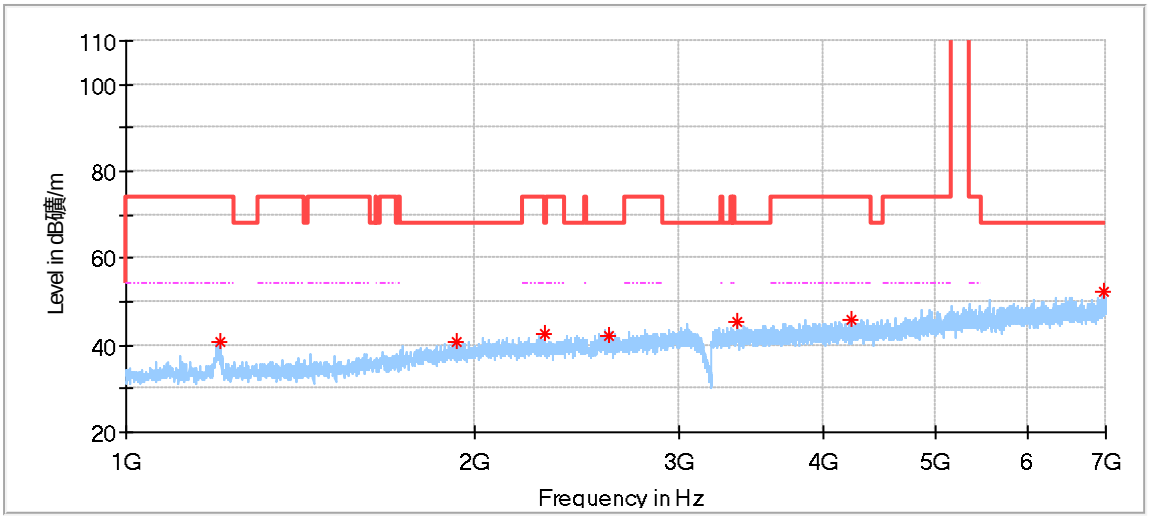

Frequency (MHz)	MaxPeak (dBµV/m)	Limit (dBµV/m)	Margin (dB)	Height (cm)	Pol	Azimuth (deg)	Corr. (dB/m)
1205.500000	40.83	74.00	33.17	150.0	H	236.0	-9.37
1924.500000	40.96	68.20	27.24	150.0	H	109.0	-4.60
2300.500000	42.43	68.20	25.77	150.0	H	182.0	-3.41
2608.000000	42.19	68.20	26.01	150.0	H	296.0	-2.54
3370.000000	45.32	68.20	22.88	150.0	H	55.0	-0.60
4226.000000	45.72	74.00	28.28	150.0	H	316.0	1.80
6974.000000	52.11	68.20	16.09	150.0	H	182.0	7.76

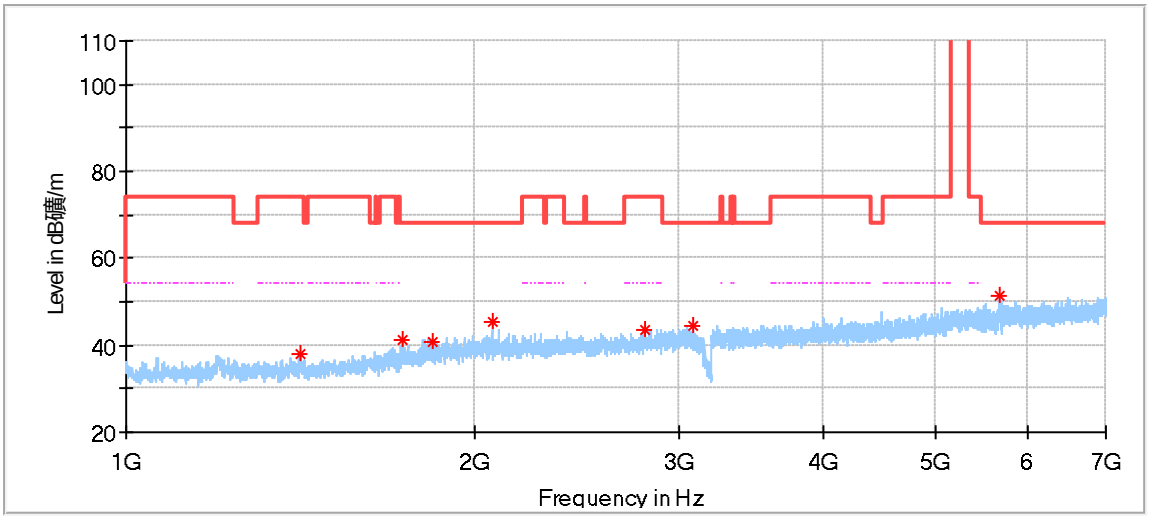

Frequency (MHz)	MaxPeak (dBµV/m)	Limit (dBµV/m)	Margin (dB)	Height (cm)	Pol	Azimuth (deg)	Corr. (dB/m)
1413.500000	38.08	74.00	35.92	150.0	V	337.0	-8.55
1731.000000	41.45	68.20	26.75	150.0	V	330.0	-6.15
1839.000000	40.82	68.20	27.38	150.0	V	210.0	-5.47
2068.000000	45.32	68.20	22.88	150.0	V	170.0	-4.05
2798.000000	43.49	74.00	30.51	150.0	V	130.0	-2.06
3083.500000	44.63	68.20	23.57	150.0	V	20.0	-1.24
5665.000000	51.48	68.20	16.72	150.0	V	67.0	4.67

TÜV SÜD Certification and Testing (China) Co., Ltd. Shenzhen Branch
Building 12&13, Zhiheng Wisdomland Business Park, Nantou Checkpoint Road 2,
Nanshan District, Shenzhen City, 518052, P. R. China Tel. +86 755 8828 6998, Fax:
+86 755 8828 5299

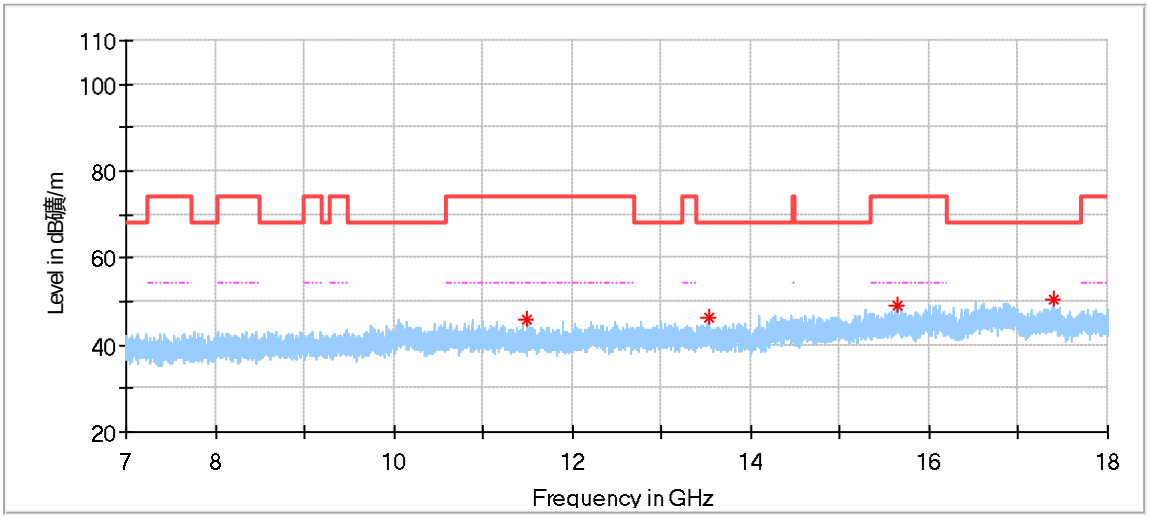

Frequency (MHz)	MaxPeak (dBµV/m)	Limit (dBµV/m)	Margin (dB)	Height (cm)	Pol	Azimuth (deg)	Corr. (dB/m)
11501.000000	45.83	74.00	28.17	150.0	H	116.0	8.2
13529.500000	46.10	68.20	22.10	150.0	H	254.0	9.5
15639.500000	49.11	74.00	24.89	150.0	H	162.0	13.5
17400.000000	50.54	68.20	17.66	150.0	H	359.0	16.4

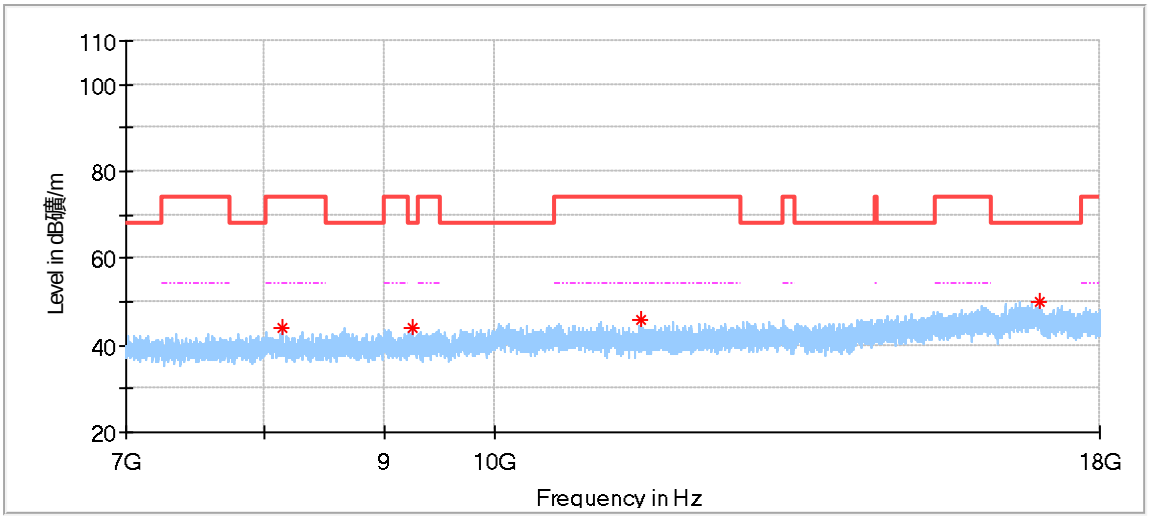

Frequency (MHz)	MaxPeak (dBµV/m)	Limit (dBµV/m)	Margin (dB)	Height (cm)	Pol	Azimuth (deg)	Corr. (dB/m)
8139.000000	43.85	74.00	30.15	150.0	V	313.0	6.2
9237.500000	43.94	68.20	24.26	150.0	V	175.0	6.8
11544.500000	45.68	74.00	28.32	150.0	V	290.0	8.2
16968.000000	50.04	68.20	18.16	150.0	V	267.0	16.4

TÜV SÜD Certification and Testing (China) Co., Ltd. Shenzhen Branch
Building 12&13, Zhiheng Wisdomland Business Park, Nantou Checkpoint Road 2, Nanshan District, Shenzhen City, 518052, P. R. China Tel. +86 755 8828 6998, Fax: +86 755 8828 5299

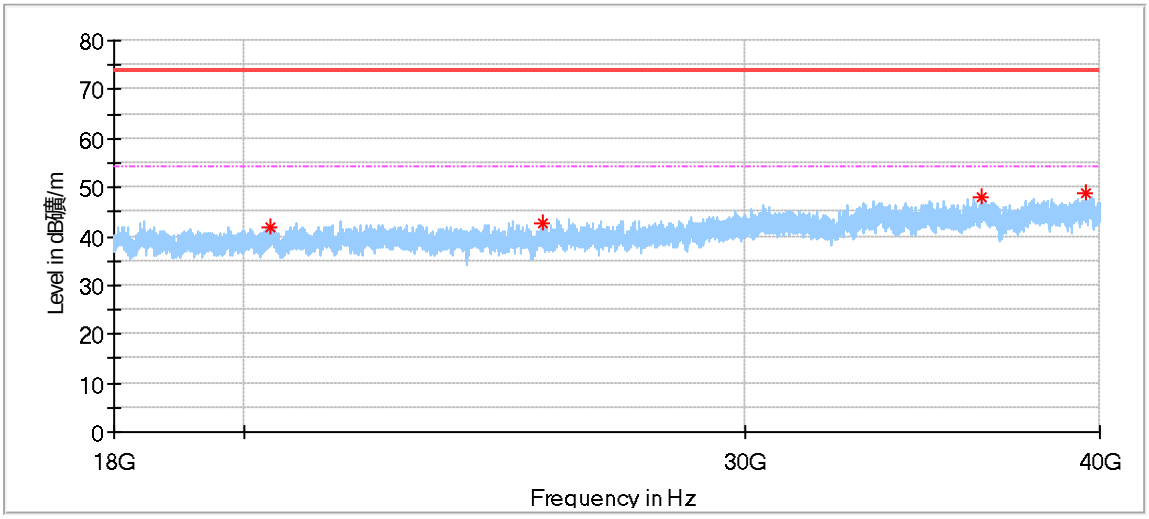

Frequency (MHz)	MaxPeak (dBµV/m)	Limit (dBµV/m)	Margin (dB)	Height (cm)	Pol	Azimuth (deg)	Corr. (dB/m)
20435.125000	41.99	74.00	32.01	150.0	H	303.0	-0.61
25464.187500	42.53	74.00	31.47	150.0	H	246.0	1.84
36337.000000	47.87	74.00	26.13	150.0	H	343.0	6.13
39563.437500	48.96	74.00	25.04	150.0	H	15.0	8.92

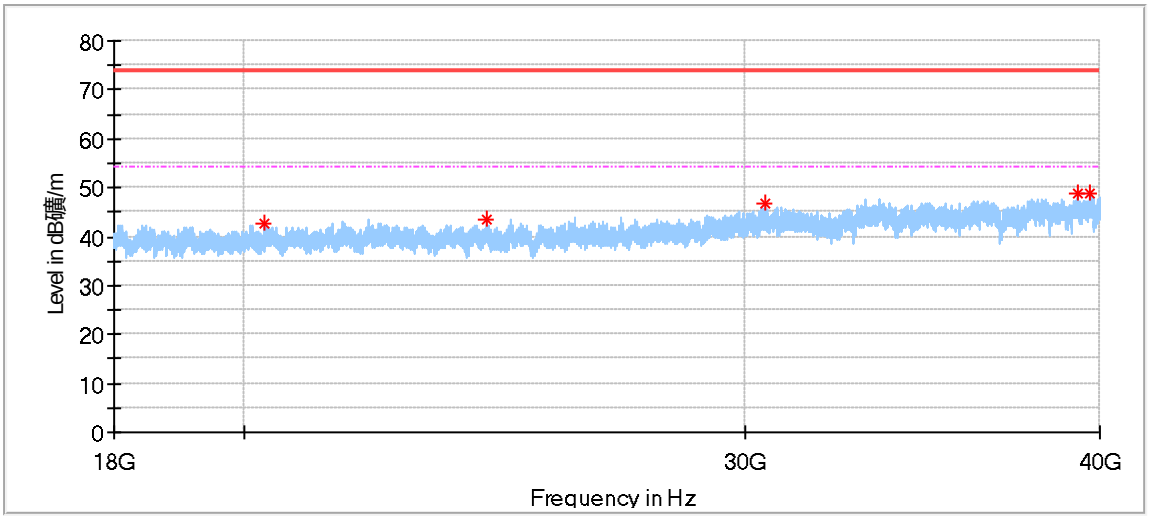

Frequency (MHz)	MaxPeak (dBµV/m)	Limit (dBµV/m)	Margin (dB)	Height (cm)	Pol	Azimuth (deg)	Corr. (dB/m)
20335.437500	42.71	74.00	31.29	150.0	V	0.0	-0.78
24340.125000	43.55	74.00	30.45	150.0	V	144.0	1.16
30488.437500	46.60	74.00	27.40	150.0	V	91.0	3.13
39272.625000	48.99	74.00	25.01	150.0	V	183.0	7.98
39689.937500	48.78	74.00	25.22	150.0	V	297.0	9.28

TÜV SÜD Certification and Testing (China) Co., Ltd. Shenzhen Branch
Building 12&13, Zhiheng Wisdomland Business Park, Nantou Checkpoint Road 2,
Nanshan District, Shenzhen City, 518052, P. R. China Tel. +86 755 8828 6998, Fax:
+86 755 8828 5299

802.11A Modulation 5500MHz Test Result

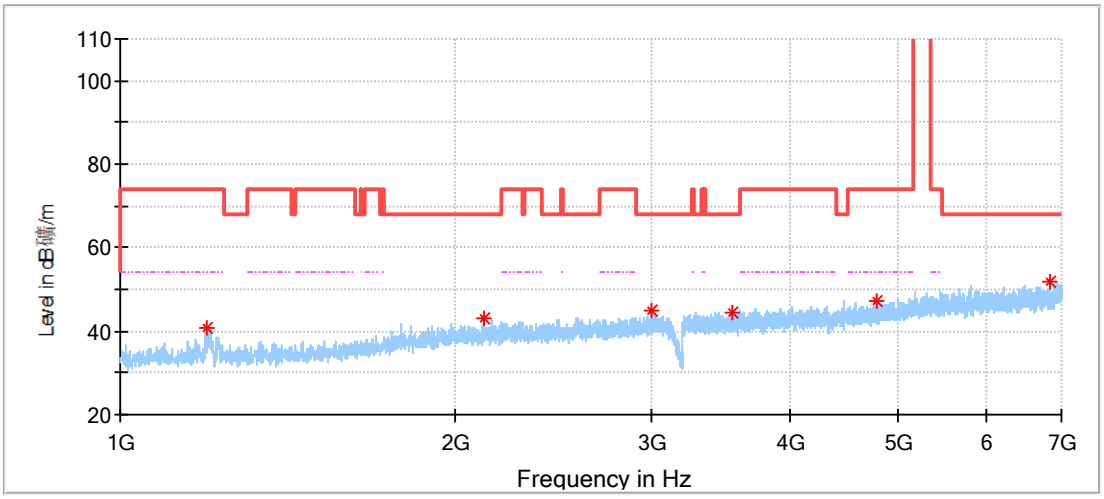

Frequency (MHz)	MaxPeak (dBµV/m)	Limit (dBµV/m)	Margin (dB)	Height (cm)	Pol	Azimuth (deg)	Corr. (dB/m)
1197.500000	40.88	74.00	33.12	150.0	H	23.0	-9.42
2123.500000	42.97	68.20	25.23	150.0	H	130.0	-3.96
3004.500000	45.07	68.20	23.13	150.0	H	130.0	-1.34
3548.000000	44.64	68.20	23.56	150.0	H	359.0	-0.13
4786.000000	47.04	74.00	26.96	150.0	H	90.0	2.70
6842.000000	51.62	68.20	16.58	150.0	H	239.0	7.48

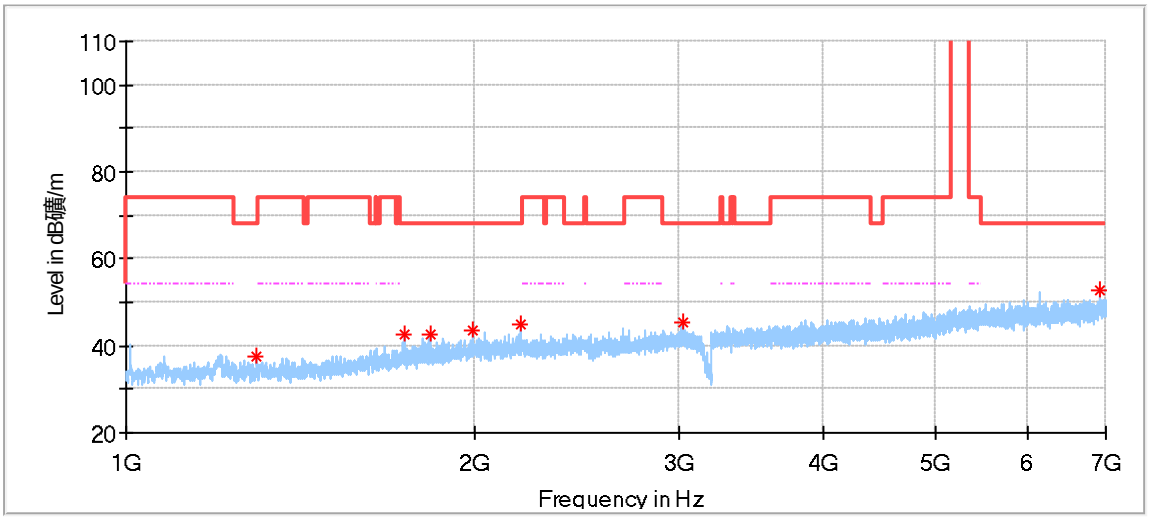

Frequency (MHz)	MaxPeak (dBµV/m)	Limit (dBµV/m)	Margin (dB)	Height (cm)	Pol	Azimuth (deg)	Corr. (dB/m)
1296.500000	37.32	68.20	30.88	150.0	V	238.0	-8.89
1741.000000	42.44	68.20	25.76	150.0	V	292.0	-6.13
1827.500000	42.81	68.20	25.39	150.0	V	82.0	-5.55
1994.000000	43.71	68.20	24.49	150.0	V	258.0	-4.11
2192.000000	44.73	68.20	23.47	150.0	V	305.0	-3.71
3023.500000	45.57	68.20	22.63	150.0	V	158.0	-1.22
6916.500000	52.90	68.20	15.30	150.0	V	292.0	7.64

TÜV SÜD Certification and Testing (China) Co., Ltd. Shenzhen Branch
Building 12&13, Zhiheng Wisdomland Business Park, Nantou Checkpoint Road 2,
Nanshan District, Shenzhen City, 518052, P. R. China Tel. +86 755 8828 6998, Fax:
+86 755 8828 5299

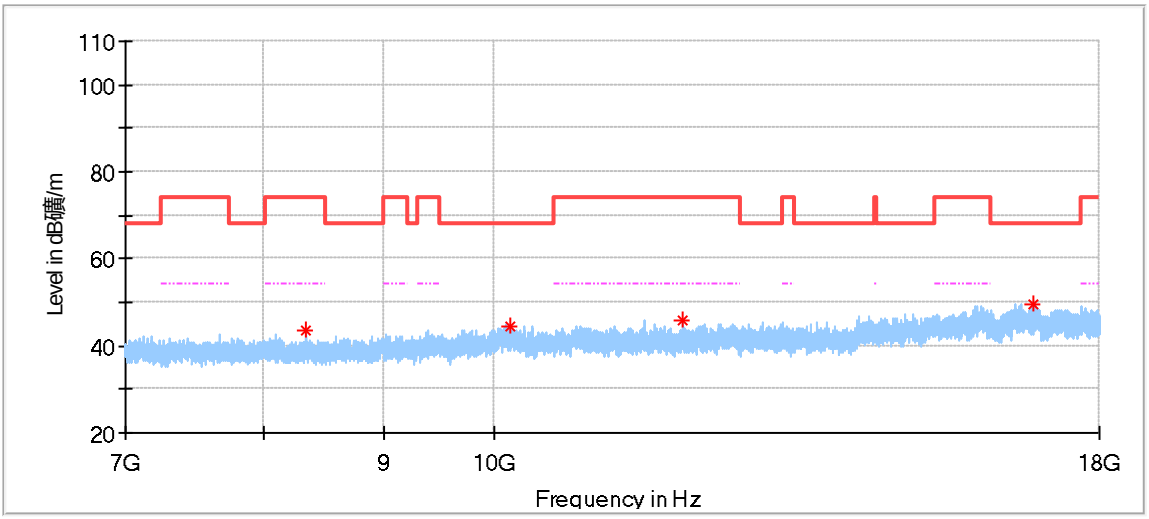

Frequency (MHz)	MaxPeak (dBµV/m)	Limit (dBµV/m)	Margin (dB)	Height (cm)	Pol	Azimuth (deg)	Corr. (dB/m)
8345.500000	43.33	74.00	30.67	150.0	H	179.0	6.31
10172.000000	44.30	68.20	23.90	150.0	H	356.0	9.04
12026.500000	45.72	74.00	28.29	150.0	H	160.0	9.02
16895.500000	49.74	68.20	18.46	150.0	H	278.0	16.53

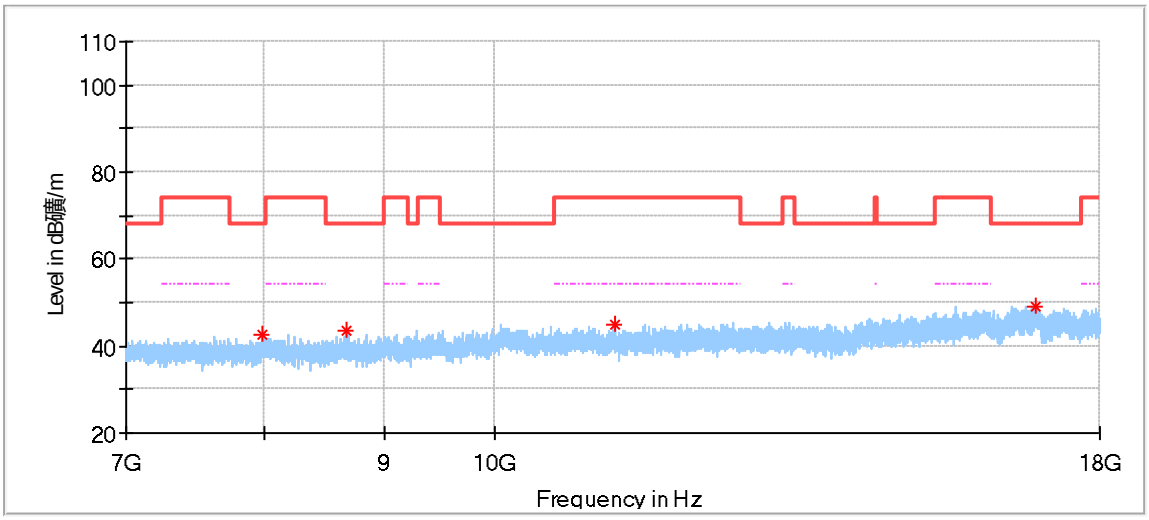

Frequency (MHz)	MaxPeak (dBµV/m)	Limit (dBµV/m)	Margin (dB)	Height (cm)	Pol	Azimuth (deg)	Corr. (dB/m)
7994.500000	42.80	68.20	25.40	150.0	V	262.0	6.24
8671.500000	43.54	68.20	24.66	150.0	V	353.0	6.45
11237.500000	44.79	74.00	29.21	150.0	V	4.0	8.47
16929.000000	49.07	68.20	19.13	150.0	V	22.0	16.49

TÜV SÜD Certification and Testing (China) Co., Ltd. Shenzhen Branch
Building 12&13, Zhiheng Wisdomland Business Park, Nantou Checkpoint Road 2,
Nanshan District, Shenzhen City, 518052, P. R. China Tel. +86 755 8828 6998, Fax:
+86 755 8828 5299

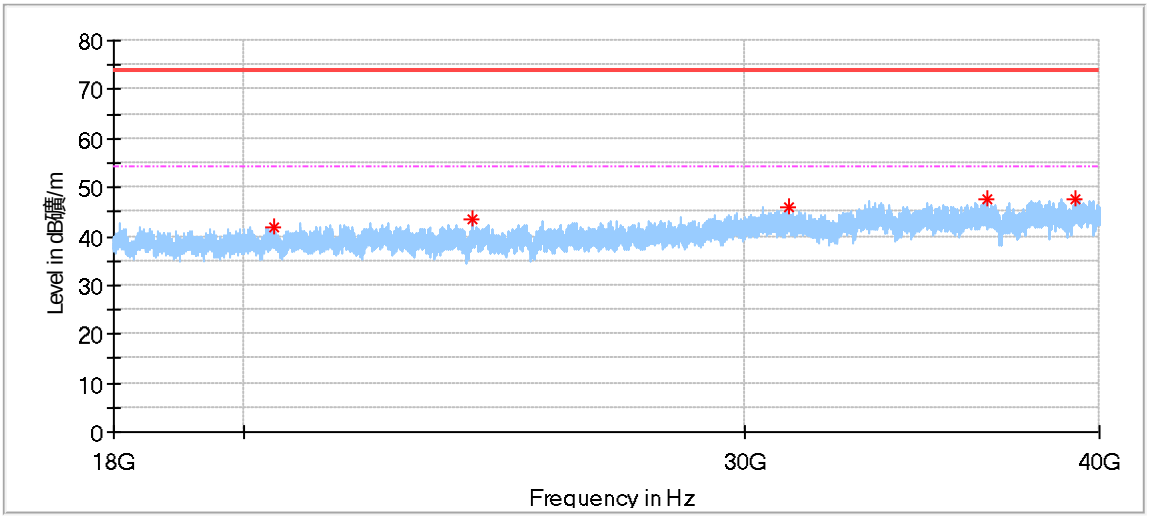

Frequency (MHz)	MaxPeak (dBµV/m)	Limit (dBµV/m)	Margin (dB)	Height (cm)	Pol	Azimuth (deg)	Corr. (dB/m)
20481.187500	42.01	74.00	31.99	150.0	H	316.0	-0.52
24078.187500	43.37	74.00	30.63	150.0	H	0.0	1.14
31091.375000	45.78	74.00	28.22	150.0	H	343.0	2.59
36506.125000	47.55	74.00	26.45	150.0	H	4.0	6.27
39245.125000	47.59	74.00	26.41	150.0	H	249.0	7.89

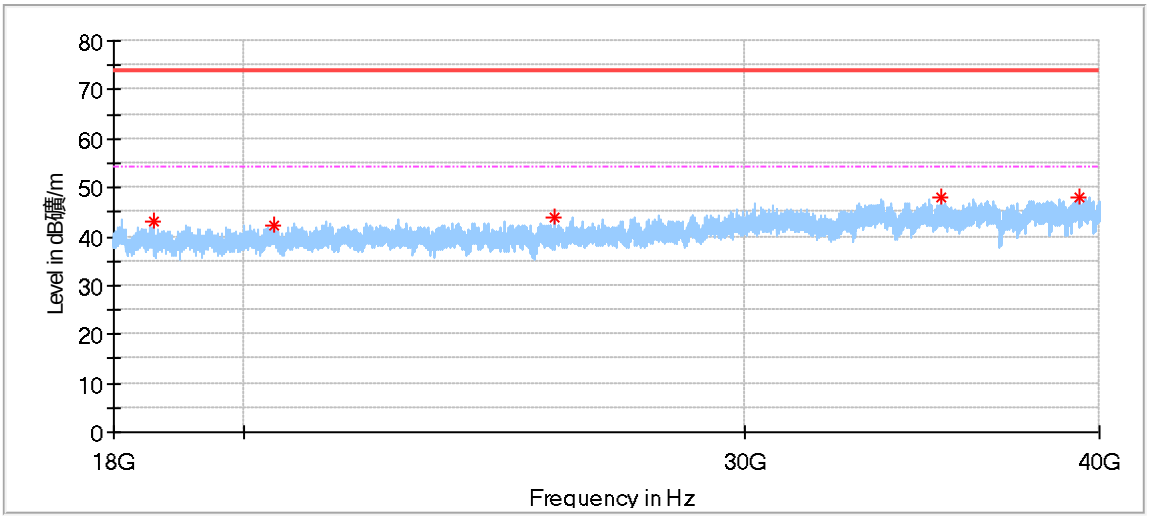

Frequency (MHz)	MaxPeak (dBµV/m)	Limit (dBµV/m)	Margin (dB)	Height (cm)	Pol	Azimuth (deg)	Corr. (dB/m)
18589.187500	43.25	74.00	30.75	150.0	V	90.0	-1.73
20484.625000	42.38	74.00	31.62	150.0	V	330.0	-0.52
25741.937500	43.99	74.00	30.01	150.0	V	0.0	2.06
35212.250000	47.91	74.00	26.09	150.0	V	90.0	5.48
39331.062500	47.83	74.00	26.17	150.0	V	106.0	8.17

TÜV SÜD Certification and Testing (China) Co., Ltd. Shenzhen Branch
Building 12&13, Zhiheng Wisdomland Business Park, Nantou Checkpoint Road 2,
Nanshan District, Shenzhen City, 518052, P. R. China Tel. +86 755 8828 6998, Fax:
+86 755 8828 5299

802.11A Modulation 5580MHz Test Result

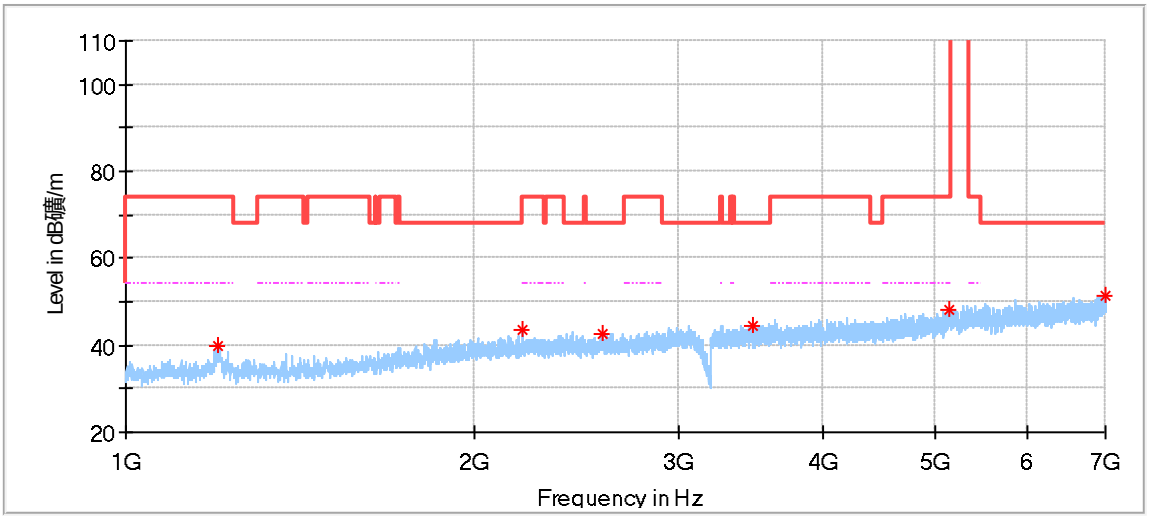

Frequency (MHz)	MaxPeak (dBµV/m)	Limit (dBµV/m)	Margin (dB)	Height (cm)	Pol	Azimuth (deg)	Corr. (dB/m)
1199.000000	39.91	74.00	34.09	150.0	H	23.0	-9.41
2200.000000	43.71	74.00	30.29	150.0	H	190.0	-3.70
2573.500000	42.83	68.20	25.37	150.0	H	297.0	-2.70
3469.000000	44.32	68.20	23.88	150.0	H	36.0	-0.48
5133.000000	48.16	74.00	25.84	150.0	H	30.0	3.67
6988.000000	51.59	68.20	16.61	150.0	H	170.0	7.85

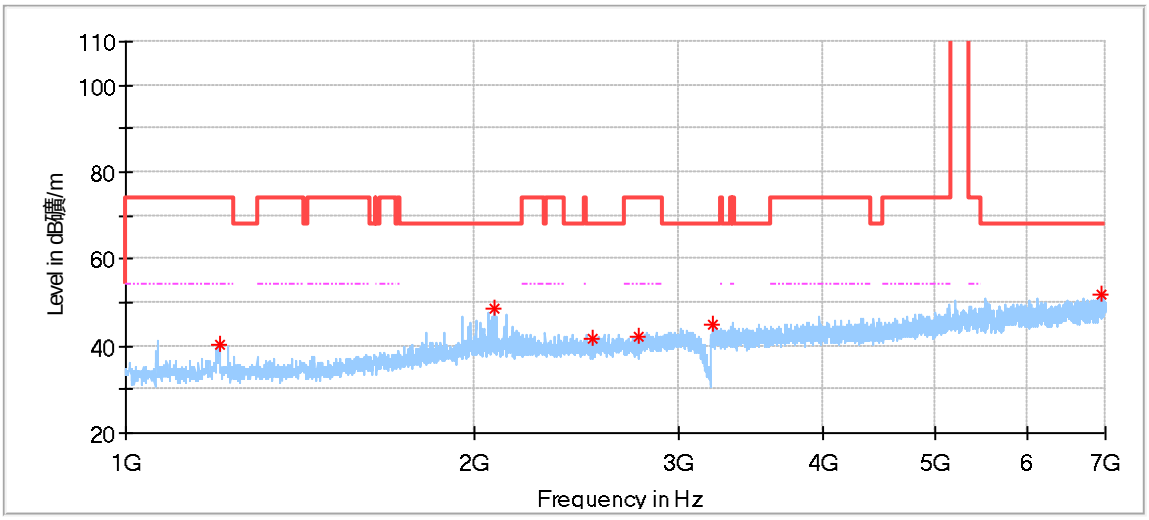

Frequency (MHz)	MaxPeak (dBµV/m)	Limit (dBµV/m)	Margin (dB)	Height (cm)	Pol	Azimuth (deg)	Corr. (dB/m)
1204.500000	40.37	74.00	33.63	150.0	V	312.0	-9.38
2078.500000	48.39	68.20	19.81	150.0	V	285.0	-4.08
2523.500000	41.78	68.20	26.42	150.0	V	122.0	-2.89
2770.500000	42.15	74.00	31.85	150.0	V	1.0	-2.15
3209.500000	44.93	68.20	23.27	150.0	V	356.0	-0.87
6943.500000	51.62	68.20	16.58	150.0	V	21.0	7.67

TÜV SÜD Certification and Testing (China) Co., Ltd. Shenzhen Branch
Building 12&13, Zhiheng Wisdomland Business Park, Nantou Checkpoint Road 2,
Nanshan District, Shenzhen City, 518052, P. R. China Tel. +86 755 8828 6998, Fax:
+86 755 8828 5299

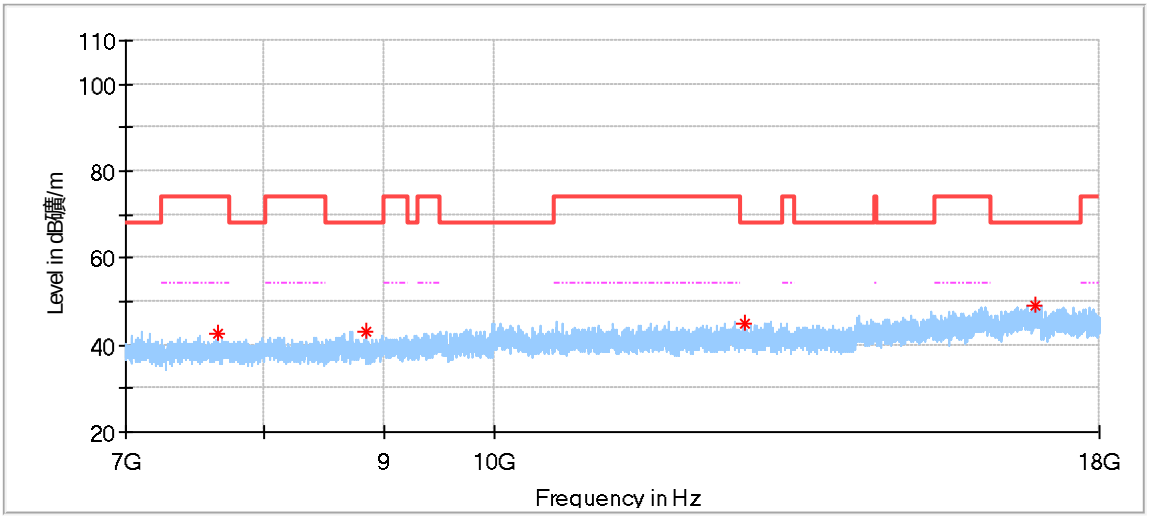

Frequency (MHz)	MaxPeak (dBµV/m)	Limit (dBµV/m)	Margin (dB)	Height (cm)	Pol	Azimuth (deg)	Corr. (dB/m)
7653.000000	42.74	74.00	31.26	150.0	H	199.0	5.55
8839.000000	43.23	68.20	24.97	150.0	H	219.0	6.44
12749.500000	44.80	68.20	23.40	150.0	H	338.0	9.40
16906.000000	48.99	68.20	19.21	150.0	H	4.0	16.52

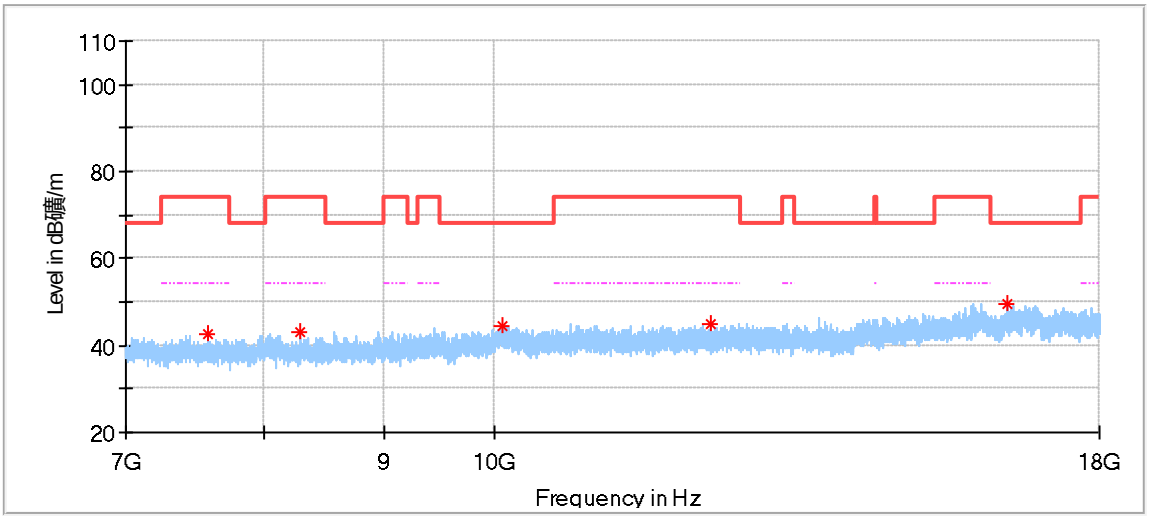

Frequency (MHz)	MaxPeak (dBµV/m)	Limit (dBµV/m)	Margin (dB)	Height (cm)	Pol	Azimuth (deg)	Corr. (dB/m)
7580.500000	42.57	74.00	31.43	150.0	V	143.0	5.49
8290.500000	43.05	74.00	30.95	150.0	V	321.0	6.35
10080.500000	44.33	68.20	23.87	150.0	V	163.0	9.25
12337.500000	44.92	74.00	29.08	150.0	V	25.0	9.03
16449.500000	49.63	68.20	18.57	150.0	V	143.0	15.20

TÜV SÜD Certification and Testing (China) Co., Ltd. Shenzhen Branch
Building 12&13, Zhiheng Wisdomland Business Park, Nantou Checkpoint Road 2,
Nanshan District, Shenzhen City, 518052, P. R. China Tel. +86 755 8828 6998, Fax:
+86 755 8828 5299

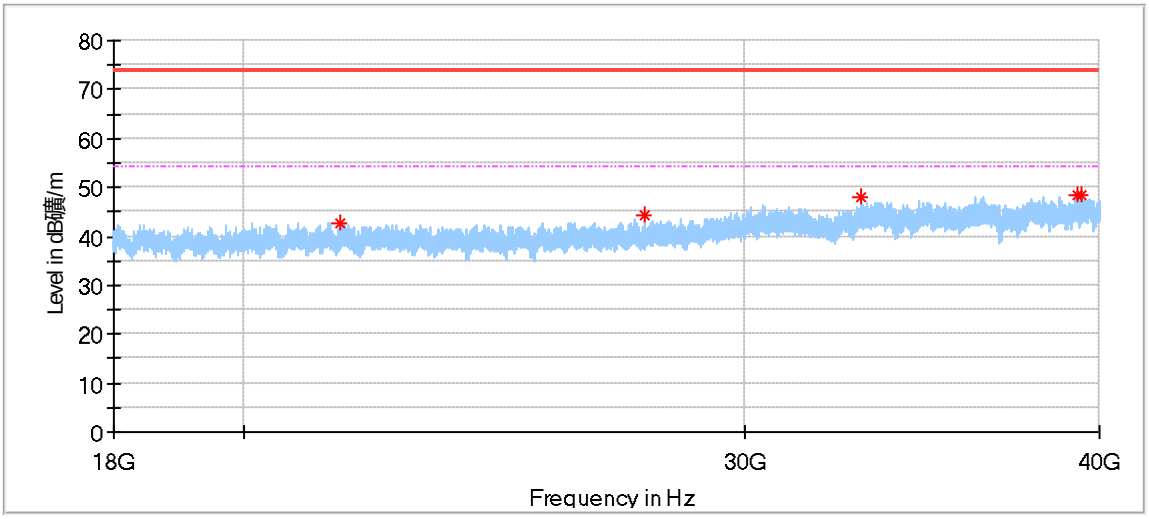

Frequency (MHz)	MaxPeak (dBµV/m)	Limit (dBµV/m)	Margin (dB)	Height (cm)	Pol	Azimuth (deg)	Corr. (dB/m)
21633.437500	42.77	74.00	31.23	150.0	H	88.0	0.41
27652.500000	44.34	74.00	29.66	150.0	H	0.0	2.02
32990.937500	48.10	74.00	25.90	150.0	H	181.0	4.36
39286.375000	48.56	74.00	25.44	150.0	H	317.0	8.03
39436.250000	48.44	74.00	25.56	150.0	H	74.0	8.52

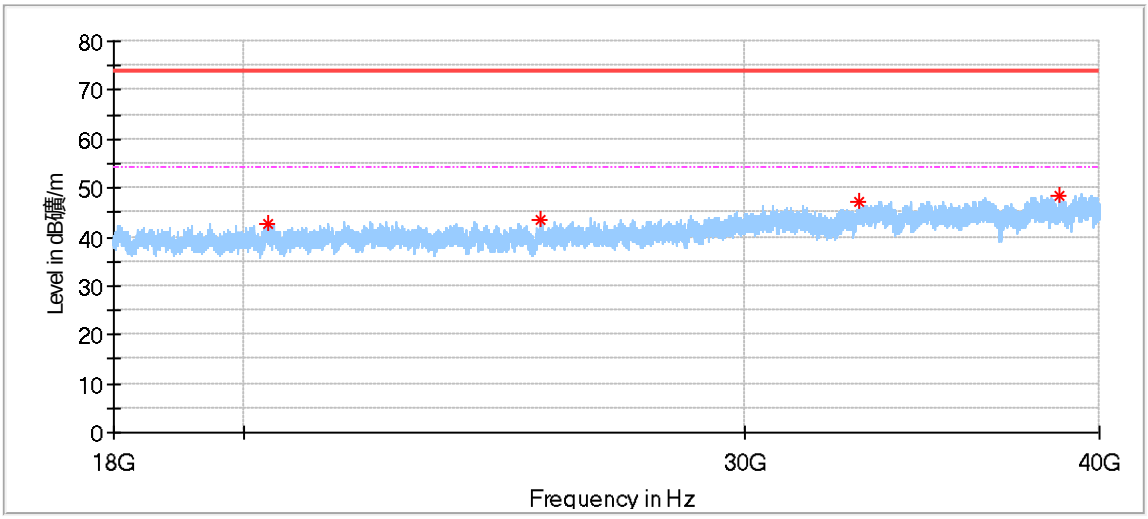

Frequency (MHz)	MaxPeak (dBµV/m)	Limit (dBµV/m)	Margin (dB)	Height (cm)	Pol	Azimuth (deg)	Corr. (dB/m)
20399.375000	42.63	74.00	31.37	150.0	V	114.0	-0.67
25420.187500	43.52	74.00	30.48	150.0	V	53.0	1.81
32945.562500	47.32	74.00	26.68	150.0	V	260.0	4.26
38705.437500	48.39	74.00	25.61	150.0	V	253.0	7.03

TÜV SÜD Certification and Testing (China) Co., Ltd. Shenzhen Branch
Building 12&13, Zhiheng Wisdomland Business Park, Nantou Checkpoint Road 2,
Nanshan District, Shenzhen City, 518052, P. R. China Tel. +86 755 8828 6998, Fax:
+86 755 8828 5299

802.11A Modulation 5700MHz Test Result

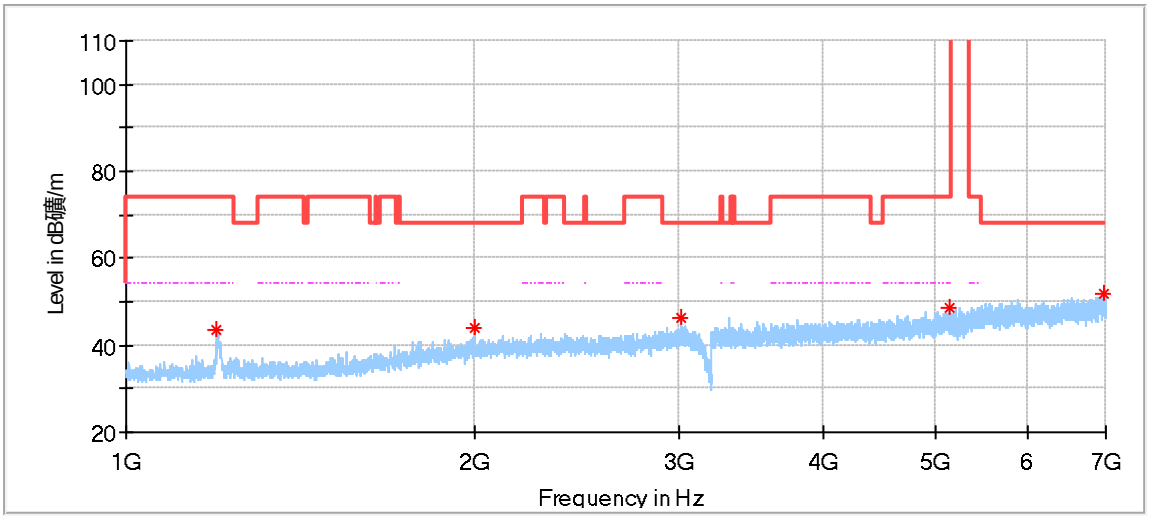

Frequency (MHz)	MaxPeak (dBµV/m)	Limit (dBµV/m)	Margin (dB)	Height (cm)	Pol	Azimuth (deg)	Corr. (dB/m)
1198.000000	43.49	74.00	30.51	150.0	H	205.0	-9.42
2000.000000	43.92	68.20	24.28	150.0	H	171.0	-4.18
3008.500000	46.23	68.20	21.97	150.0	H	77.0	-1.30
5125.500000	48.65	74.00	25.35	150.0	H	124.0	3.62
6978.000000	51.77	68.20	16.43	150.0	H	258.0	7.79

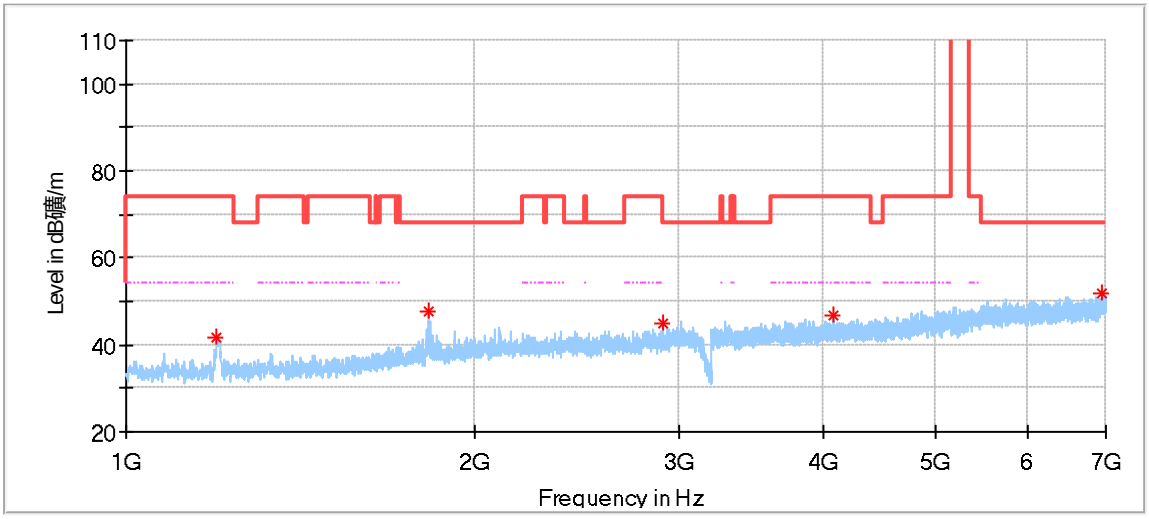

Frequency (MHz)	MaxPeak (dBµV/m)	Limit (dBµV/m)	Margin (dB)	Height (cm)	Pol	Azimuth (deg)	Corr. (dB/m)
1198.000000	41.68	74.00	32.32	150.0	V	178.0	-9.42
1824.500000	47.71	68.20	20.49	150.0	V	198.0	-5.57
2909.000000	45.05	68.20	23.15	150.0	V	151.0	-1.78
4067.000000	46.67	74.00	27.33	150.0	V	138.0	1.53
6944.000000	51.75	68.20	16.45	150.0	V	71.0	7.67

TÜV SÜD Certification and Testing (China) Co., Ltd. Shenzhen Branch
Building 12&13, Zhiheng Wisdomland Business Park, Nantou Checkpoint Road 2,
Nanshan District, Shenzhen City, 518052, P. R. China Tel. +86 755 8828 6998, Fax:
+86 755 8828 5299

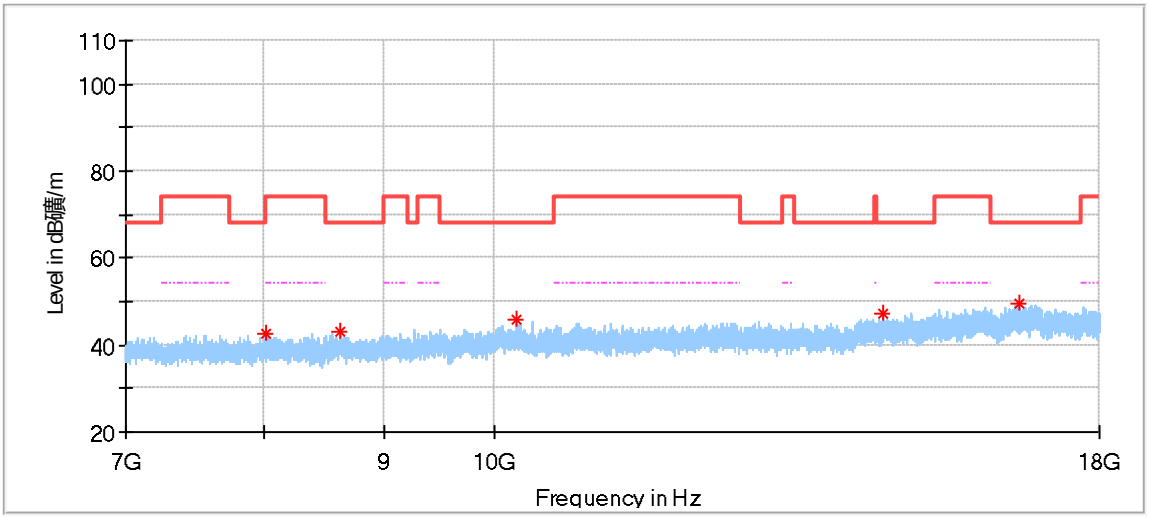

Frequency (MHz)	MaxPeak (dBµV/m)	Limit (dBµV/m)	Margin (dB)	Height (cm)	Pol	Azimuth (deg)	Corr. (dB/m)
8017.500000	42.61	68.20	25.59	150.0	H	321.0	6.38
8611.500000	42.89	68.20	25.31	150.0	H	183.0	6.43
10231.500000	45.91	68.20	22.29	150.0	H	0.0	9.00
14599.500000	47.24	68.20	20.96	150.0	H	321.0	11.16
16648.000000	49.44	68.20	18.76	150.0	H	356.0	15.83

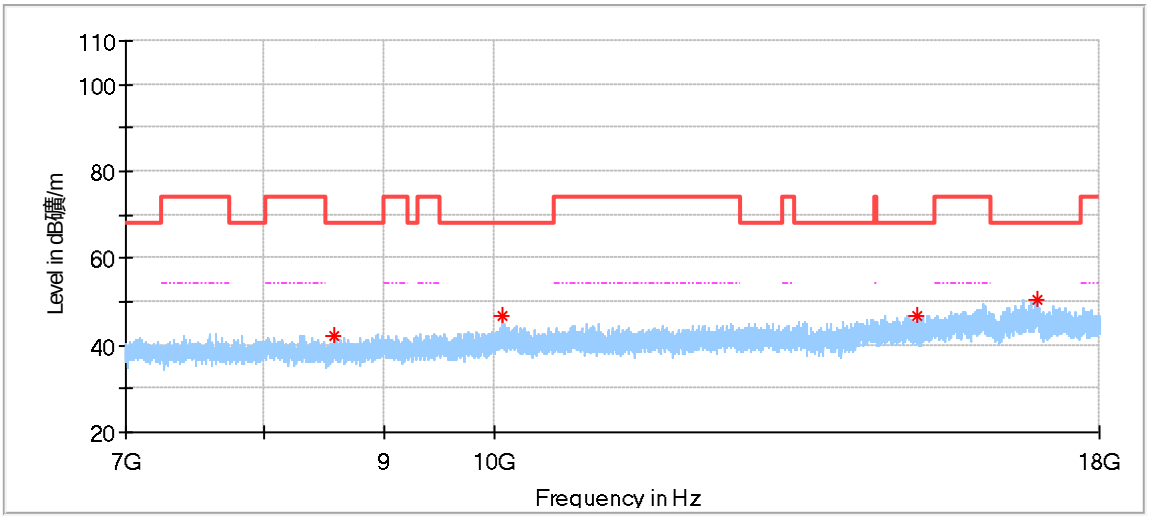

Frequency (MHz)	MaxPeak (dBµV/m)	Limit (dBµV/m)	Margin (dB)	Height (cm)	Pol	Azimuth (deg)	Corr. (dB/m)
8573.500000	42.05	68.20	26.15	150.0	V	0.0	6.41
10080.000000	46.92	68.20	21.28	150.0	V	117.0	9.25
15071.000000	46.84	68.20	21.36	150.0	V	97.0	12.03
16947.500000	50.29	68.20	17.91	150.0	V	57.0	16.46

TÜV SÜD Certification and Testing (China) Co., Ltd. Shenzhen Branch
Building 12&13, Zhiheng Wisdomland Business Park, Nantou Checkpoint Road 2, Nanshan District, Shenzhen City, 518052, P. R. China Tel. +86 755 8828 6998, Fax: +86 755 8828 5299

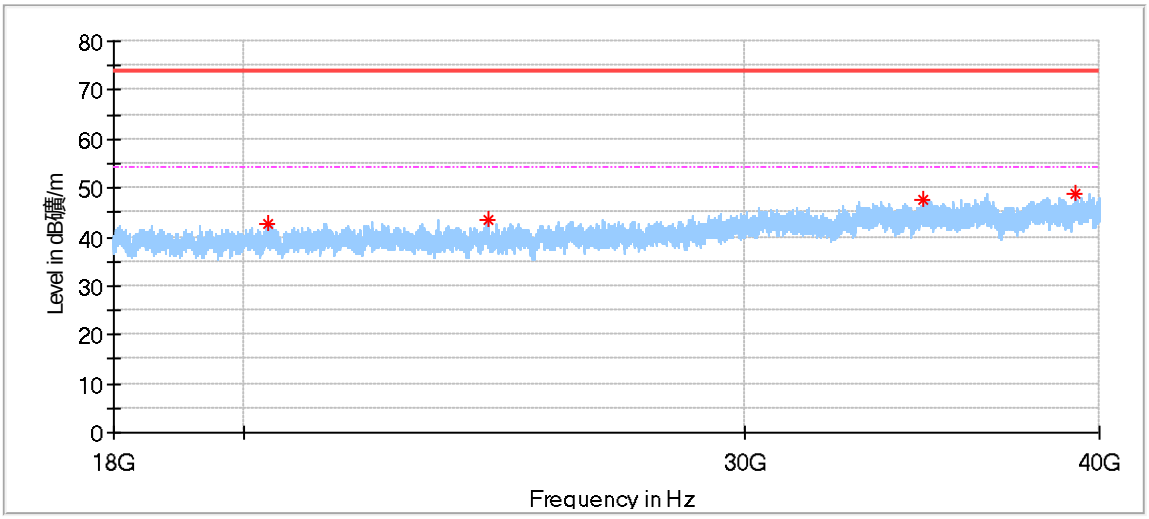

Frequency (MHz)	MaxPeak (dBµV/m)	Limit (dBµV/m)	Margin (dB)	Height (cm)	Pol	Azimuth (deg)	Corr. (dB/m)
20395.937500	42.72	74.00	31.28	150.0	H	43.0	-0.68
24364.875000	43.44	74.00	30.56	150.0	H	29.0	1.19
34668.437500	47.54	74.00	26.46	150.0	H	260.0	5.03
39210.062500	48.87	74.00	25.13	150.0	H	123.0	7.78

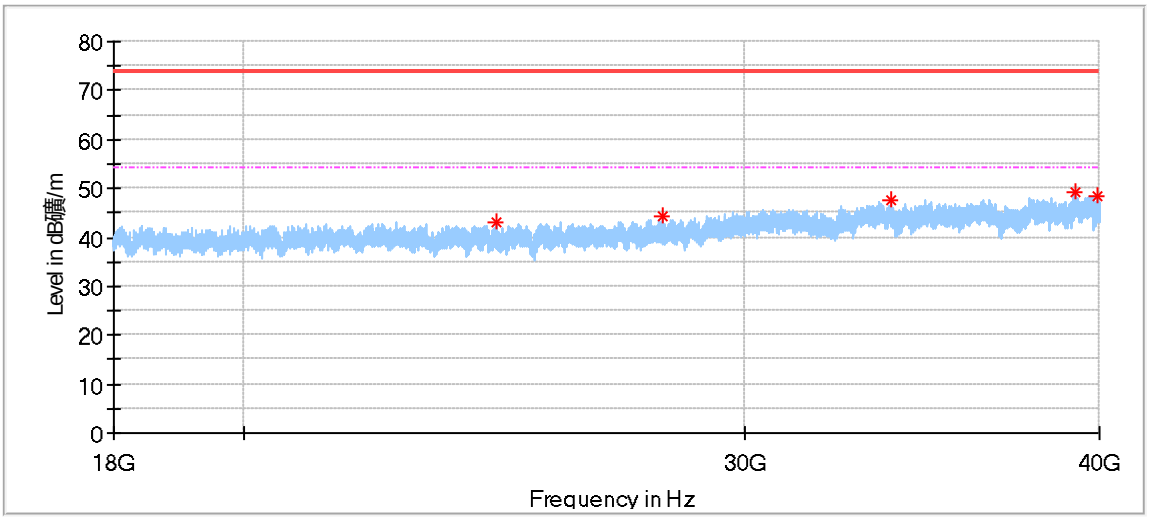

Frequency (MHz)	MaxPeak (dBµV/m)	Limit (dBµV/m)	Margin (dB)	Height (cm)	Pol	Azimuth (deg)	Corr. (dB/m)
24560.125000	43.02	74.00	30.98	150.0	V	254.0	1.33
28062.250000	44.25	74.00	29.75	150.0	V	0.0	1.90
33763.000000	47.51	74.00	26.49	150.0	V	359.0	4.46
39258.875000	49.42	74.00	24.58	150.0	V	346.0	7.94
39950.500000	48.31	74.00	25.69	150.0	V	155.0	9.86

TÜV SÜD Certification and Testing (China) Co., Ltd. Shenzhen Branch
Building 12&13, Zhiheng Wisdomland Business Park, Nantou Checkpoint Road 2,
Nanshan District, Shenzhen City, 518052, P. R. China Tel. +86 755 8828 6998, Fax:
+86 755 8828 5299

802.11A Modulation 5720MHz Test Result

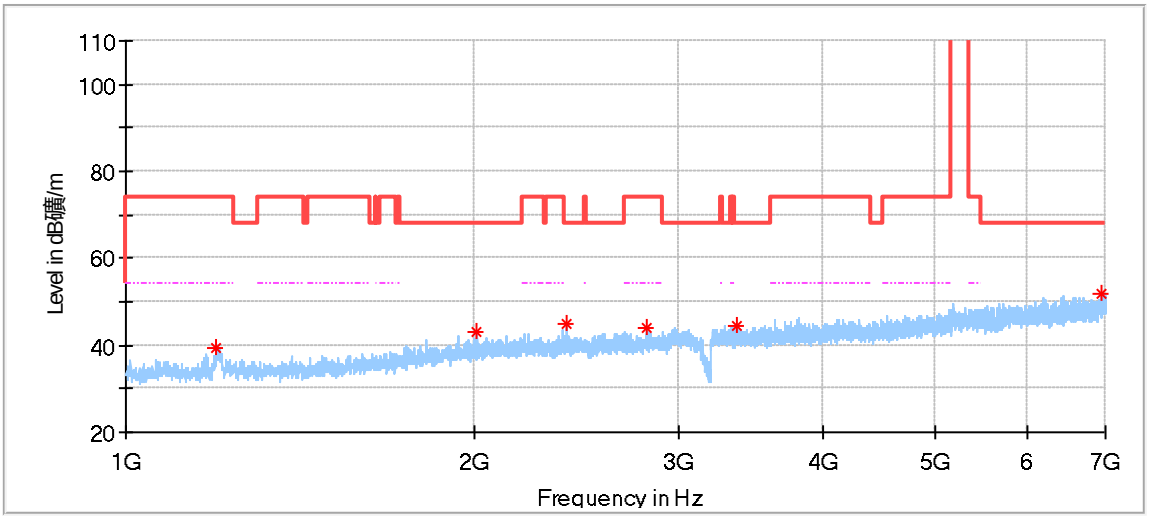

Frequency (MHz)	MaxPeak (dBµV/m)	Limit (dBµV/m)	Margin (dB)	Height (cm)	Pol	Azimuth (deg)	Corr. (dB/m)
1196.500000	39.54	74.00	34.46	150.0	H	202.0	-9.43
2010.000000	43.05	68.20	25.15	150.0	H	263.0	-4.27
2400.500000	45.06	68.20	23.14	150.0	H	182.0	-3.13
2815.000000	44.01	74.00	29.99	150.0	H	222.0	-2.01
3368.500000	44.67	68.20	23.53	150.0	H	354.0	-0.59
6933.000000	51.95	68.20	16.25	150.0	H	82.0	7.66

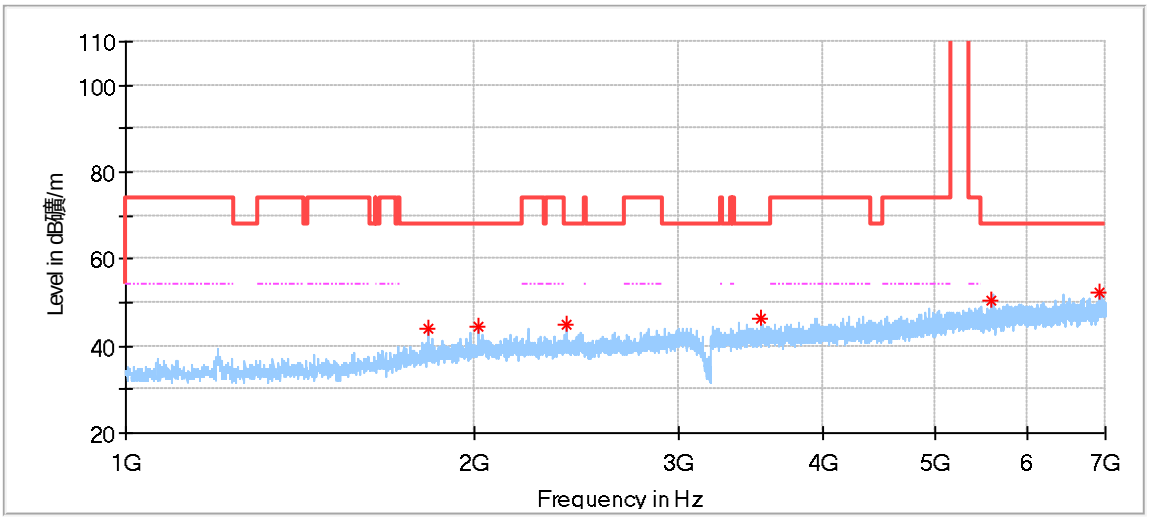

Frequency (MHz)	MaxPeak (dBµV/m)	Limit (dBµV/m)	Margin (dB)	Height (cm)	Pol	Azimuth (deg)	Corr. (dB/m)
1825.000000	43.84	68.20	24.36	150.0	V	297.0	-5.57
2012.000000	44.28	68.20	23.92	150.0	V	304.0	-4.25
2400.000000	45.13	68.20	23.07	150.0	V	324.0	-3.13
3526.500000	46.13	68.20	22.07	150.0	V	0.0	-0.18
5585.500000	50.58	68.20	17.62	150.0	V	74.0	4.43
6909.500000	52.09	68.20	16.11	150.0	V	80.0	7.64

TÜV SÜD Certification and Testing (China) Co., Ltd. Shenzhen Branch
Building 12&13, Zhiheng Wisdomland Business Park, Nantou Checkpoint Road 2,
Nanshan District, Shenzhen City, 518052, P. R. China Tel. +86 755 8828 6998, Fax:
+86 755 8828 5299

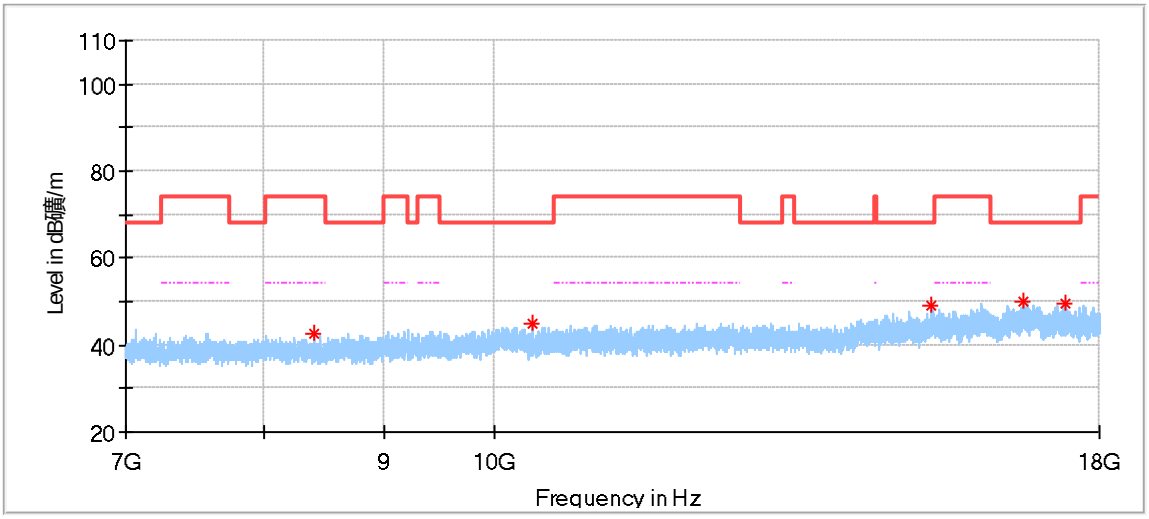

Frequency (MHz)	MaxPeak (dBµV/m)	Limit (dBµV/m)	Margin (dB)	Height (cm)	Pol	Azimuth (deg)	Corr. (dB/m)
8402.000000	42.65	74.00	31.35	150.0	H	118.0	5.87
10380.000000	44.83	68.20	23.37	150.0	H	298.0	8.66
15288.500000	48.96	68.20	19.24	150.0	H	59.0	12.62
16715.000000	50.09	68.20	18.11	150.0	H	78.0	15.95
17409.000000	49.74	68.20	18.46	150.0	H	217.0	16.31

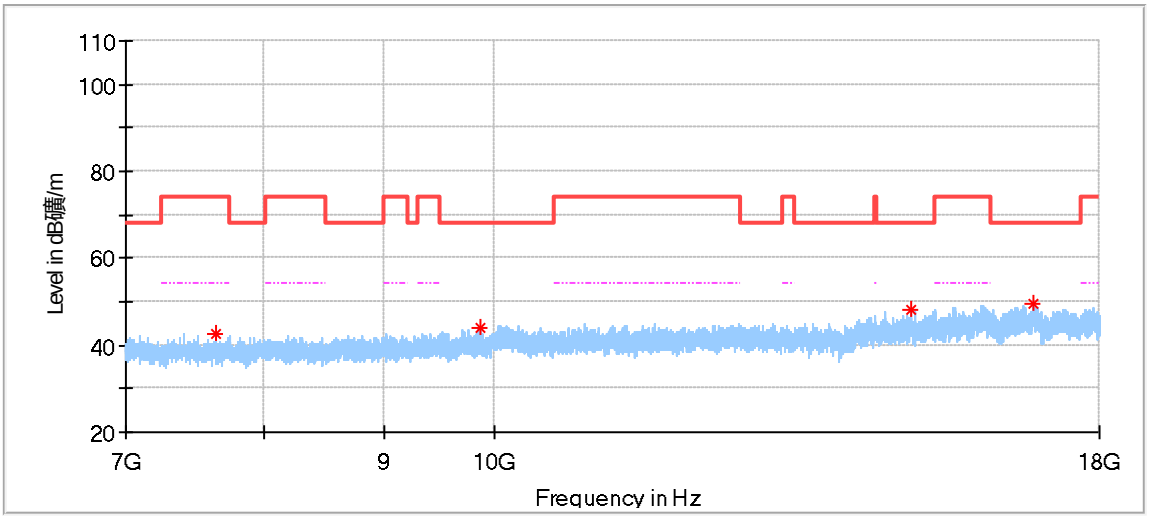

Frequency (MHz)	MaxPeak (dBµV/m)	Limit (dBµV/m)	Margin (dB)	Height (cm)	Pol	Azimuth (deg)	Corr. (dB/m)
7637.000000	42.58	74.00	31.42	150.0	V	222.0	5.52
9879.000000	44.03	68.20	24.17	150.0	V	320.0	7.96
14982.000000	48.08	68.20	20.12	150.0	V	183.0	12.33
16874.000000	49.63	68.20	18.57	150.0	V	356.0	16.55

TÜV SÜD Certification and Testing (China) Co., Ltd. Shenzhen Branch
Building 12&13, Zhiheng Wisdomland Business Park, Nantou Checkpoint Road 2,
Nanshan District, Shenzhen City, 518052, P. R. China Tel. +86 755 8828 6998, Fax:
+86 755 8828 5299

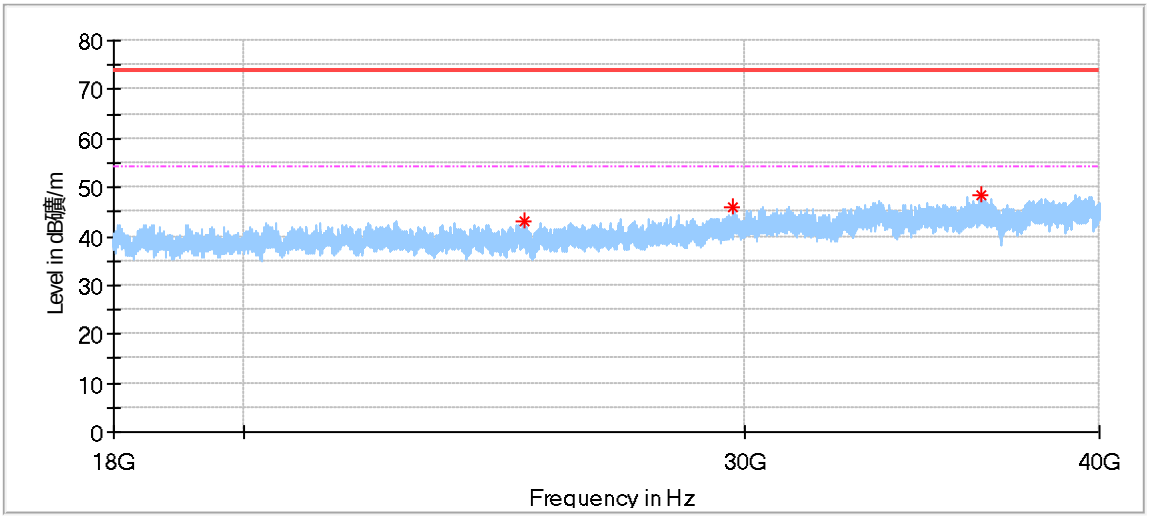

Frequency (MHz)	MaxPeak (dBµV/m)	Limit (dBµV/m)	Margin (dB)	Height (cm)	Pol	Azimuth (deg)	Corr. (dB/m)
25101.875000	43.19	74.00	30.81	150.0	H	48.0	1.74
29739.750000	45.77	74.00	28.23	150.0	H	303.0	2.61
36323.937500	48.42	74.00	25.58	150.0	H	0.0	6.12

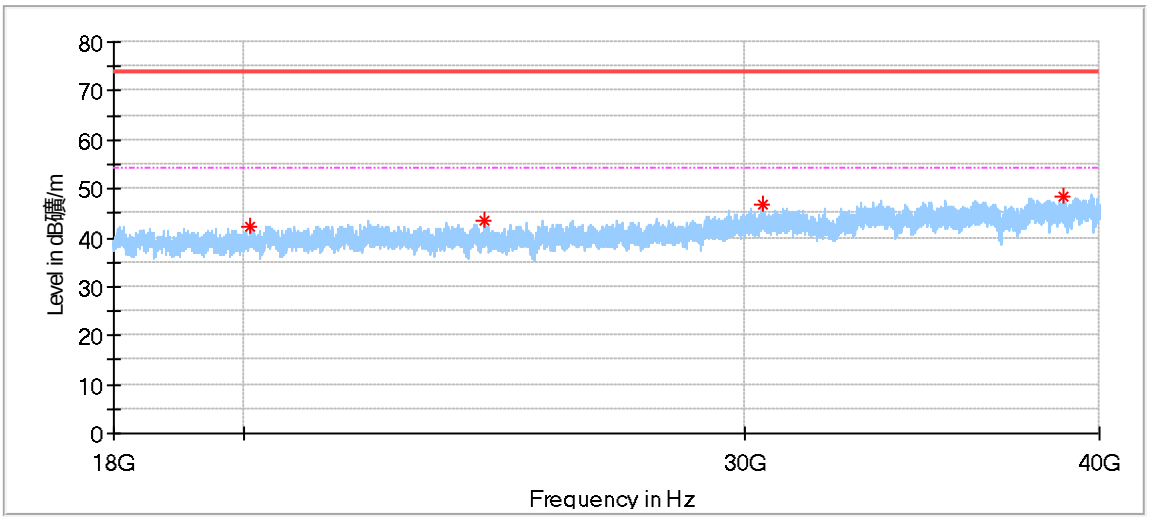

Frequency (MHz)	MaxPeak (dBµV/m)	Limit (dBµV/m)	Margin (dB)	Height (cm)	Pol	Azimuth (deg)	Corr. (dB/m)
20101.687500	42.20	74.00	31.80	150.0	V	356.0	-1.36
24301.625000	43.36	74.00	30.64	150.0	V	0.0	1.11
30436.875000	46.68	74.00	27.32	150.0	V	312.0	3.08
38871.812500	48.23	74.00	25.77	150.0	V	202.0	7.16

TÜV SÜD Certification and Testing (China) Co., Ltd. Shenzhen Branch
Building 12&13, Zhiheng Wisdomland Business Park, Nantou Checkpoint Road 2,
Nanshan District, Shenzhen City, 518052, P. R. China Tel. +86 755 8828 6998, Fax:
+86 755 8828 5299

802.11A Modulation 5745MHz Test Result

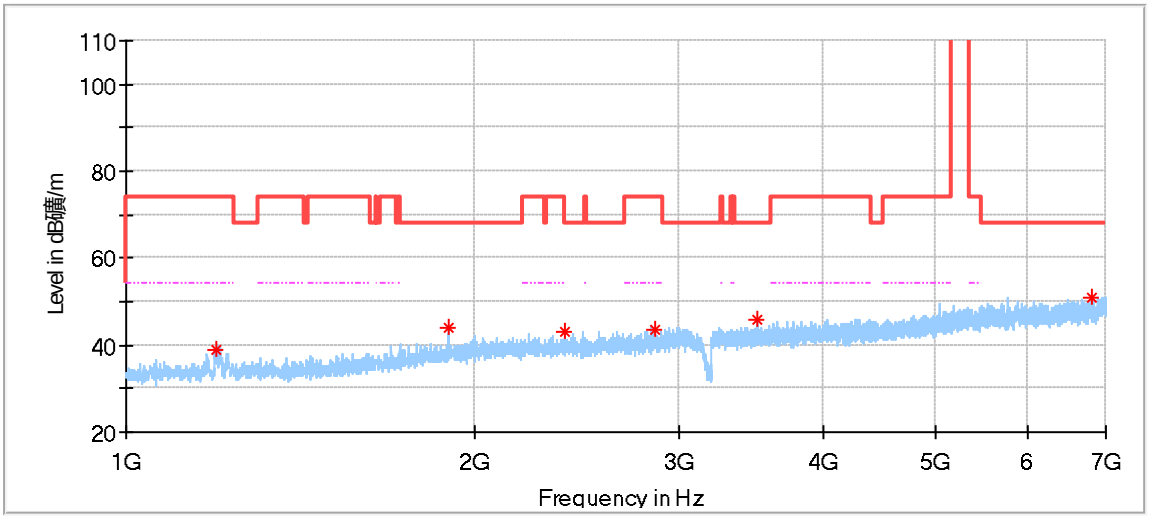

Frequency (MHz)	MaxPeak (dBµV/m)	Limit (dBµV/m)	Margin (dB)	Height (cm)	Pol	Azimuth (deg)	Corr. (dB/m)
1198.000000	39.14	74.00	34.86	150.0	H	48.0	-9.42
1898.000000	43.78	68.20	24.42	150.0	H	142.0	-5.04
2393.000000	43.02	68.20	25.18	150.0	H	195.0	-3.15
2856.000000	43.60	74.00	30.40	150.0	H	62.0	-1.86
3498.000000	45.68	68.20	22.52	150.0	H	189.0	-0.33
6804.500000	50.94	68.20	17.26	150.0	H	175.0	7.39

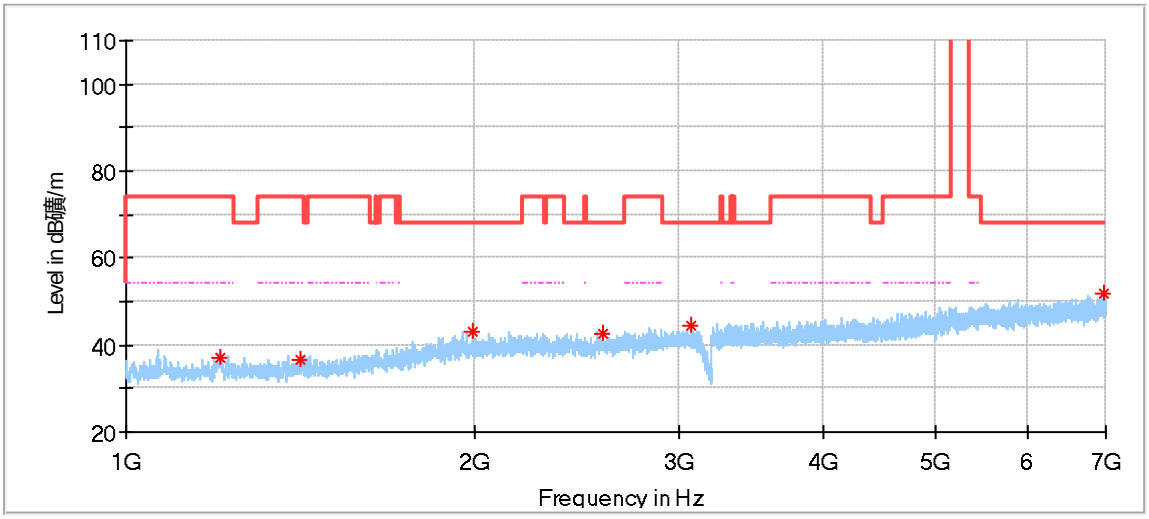

Frequency (MHz)	MaxPeak (dBµV/m)	Limit (dBµV/m)	Margin (dB)	Height (cm)	Pol	Azimuth (deg)	Corr. (dB/m)
1206.500000	36.88	74.00	37.12	150.0	V	258.0	-9.37
1415.000000	36.68	74.00	37.32	150.0	V	77.0	-8.55
1993.500000	43.29	68.20	24.91	150.0	V	0.0	-4.10
2582.000000	42.84	68.20	25.36	150.0	V	231.0	-2.65
3072.000000	44.55	68.20	23.65	150.0	V	265.0	-1.25
6984.500000	51.94	68.20	16.26	150.0	V	292.0	7.83

TÜV SÜD Certification and Testing (China) Co., Ltd. Shenzhen Branch
Building 12&13, Zhiheng Wisdomland Business Park, Nantou Checkpoint Road 2,
Nanshan District, Shenzhen City, 518052, P. R. China Tel. +86 755 8828 6998, Fax:
+86 755 8828 5299

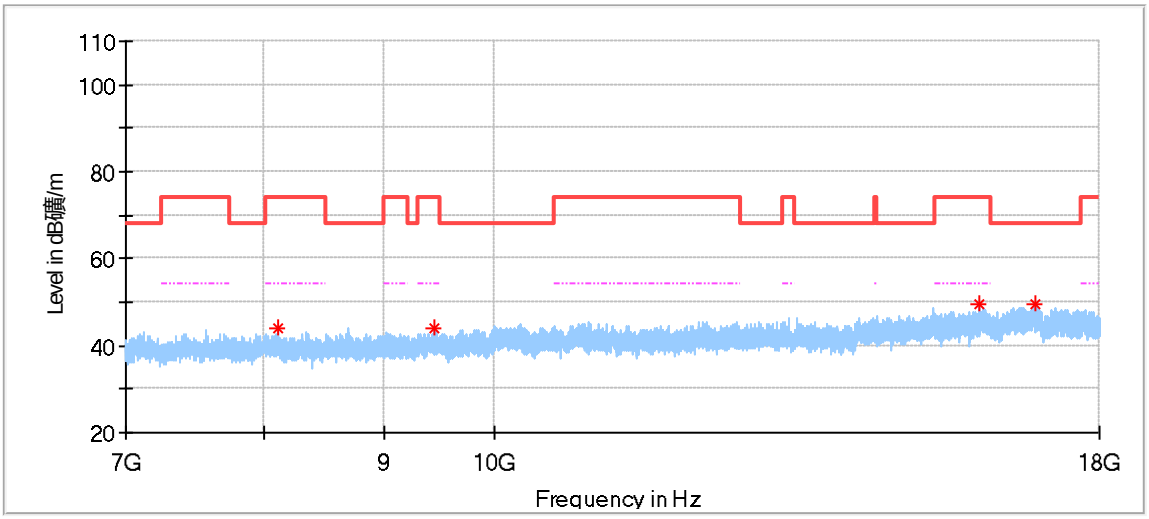

Frequency (MHz)	MaxPeak (dBµV/m)	Limit (dBµV/m)	Margin (dB)	Height (cm)	Pol	Azimuth (deg)	Corr. (dB/m)
8112.500000	44.16	74.00	29.84	150.0	H	142.0	6.4
9433.500000	43.83	74.00	30.17	150.0	H	142.0	7.4
16033.000000	49.76	74.00	24.25	150.0	H	211.0	14.7
16915.500000	49.55	68.20	18.65	150.0	H	348.0	16.5

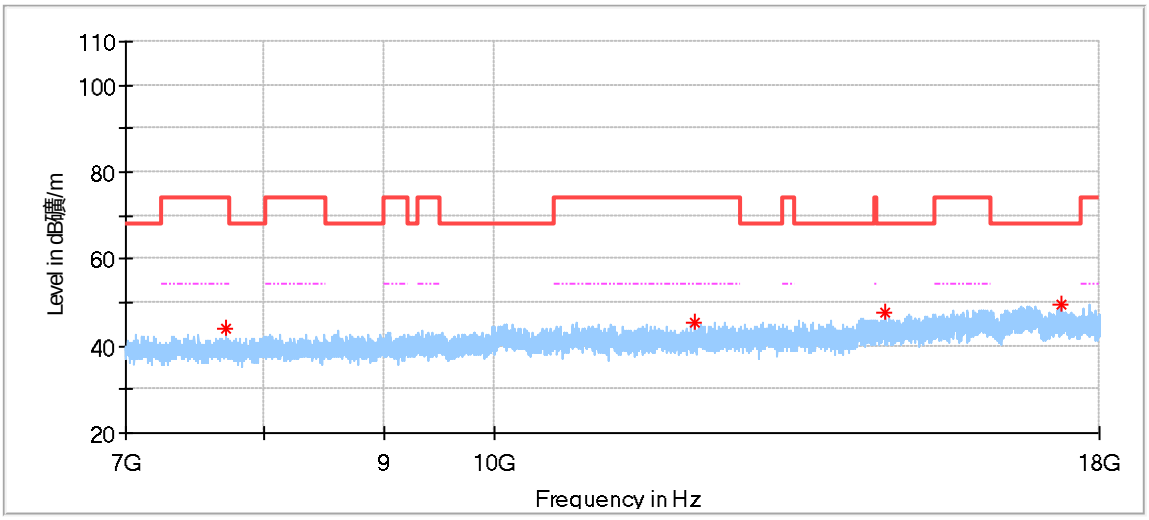

Frequency (MHz)	MaxPeak (dBµV/m)	Limit (dBµV/m)	Margin (dB)	Height (cm)	Pol	Azimuth (deg)	Corr. (dB/m)
7717.000000	43.83	74.00	30.17	150.0	V	172.0	5.6
12165.500000	45.61	74.00	28.39	150.0	V	57.0	8.7
14630.000000	47.61	68.20	20.59	150.0	V	244.0	11.2
17336.500000	49.57	68.20	18.63	150.0	V	172.0	16.2

TÜV SÜD Certification and Testing (China) Co., Ltd. Shenzhen Branch
Building 12&13, Zhiheng Wisdomland Business Park, Nantou Checkpoint Road 2, Nanshan District, Shenzhen City, 518052, P. R. China Tel. +86 755 8828 6998, Fax: +86 755 8828 5299

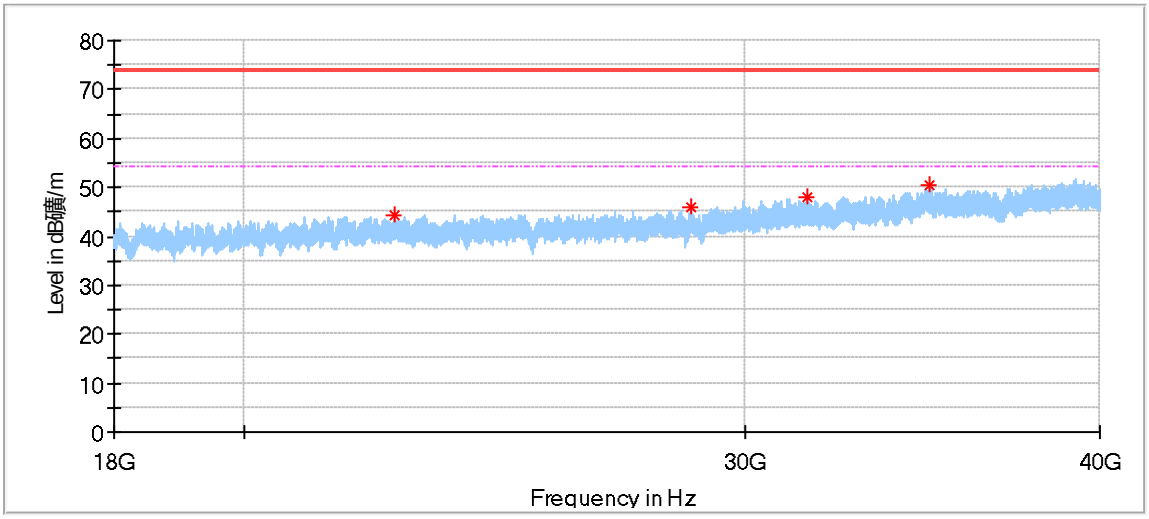

Frequency (MHz)	MaxPeak (dBµV/m)	Limit (dBµV/m)	Margin (dB)	Height (cm)	Pol	Azimuth (deg)	Corr. (dB/m)
22580.125000	44.41	74.00	29.59	150.0	H	0.0	2.3
28719.500000	45.80	74.00	28.20	150.0	H	74.0	3.8
31561.625000	47.85	74.00	26.15	150.0	H	225.0	4.3
34843.750000	50.59	74.00	23.41	150.0	H	252.0	7.5

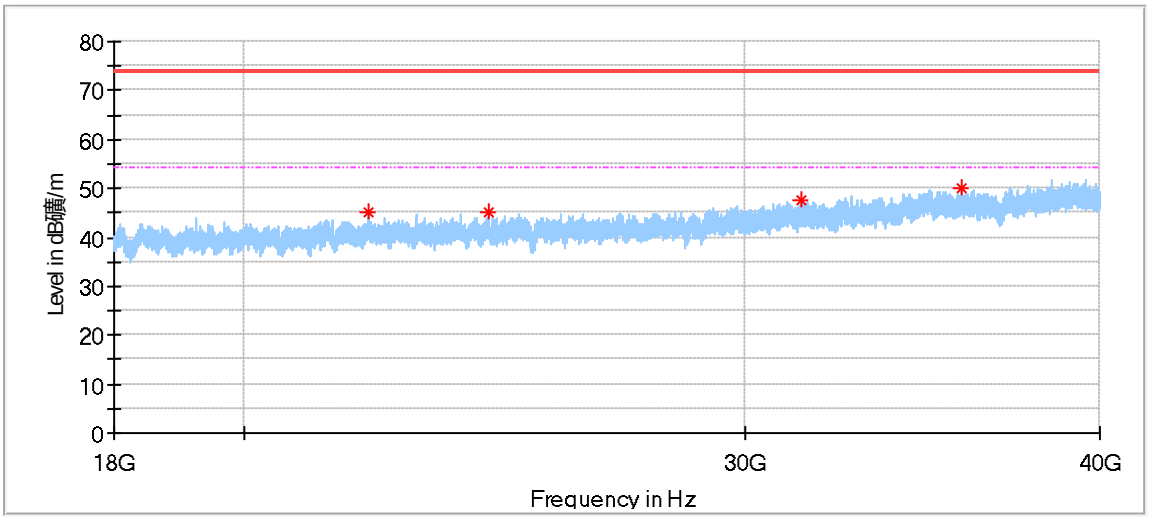

Frequency (MHz)	MaxPeak (dBµV/m)	Limit (dBµV/m)	Margin (dB)	Height (cm)	Pol	Azimuth (deg)	Corr. (dB/m)
22121.562500	44.94	74.00	29.06	150.0	V	315.0	2.0
24365.562500	45.13	74.00	28.87	150.0	V	83.0	2.8
31409.687500	47.68	74.00	26.32	150.0	V	1.0	4.1
35738.187500	50.16	74.00	23.84	150.0	V	163.0	7.6

TÜV SÜD Certification and Testing (China) Co., Ltd. Shenzhen Branch
Building 12&13, Zhiheng Wisdomland Business Park, Nantou Checkpoint Road 2,
Nanshan District, Shenzhen City, 518052, P. R. China Tel. +86 755 8828 6998, Fax:
+86 755 8828 5299

802.11A Modulation 5785MHz Test Result

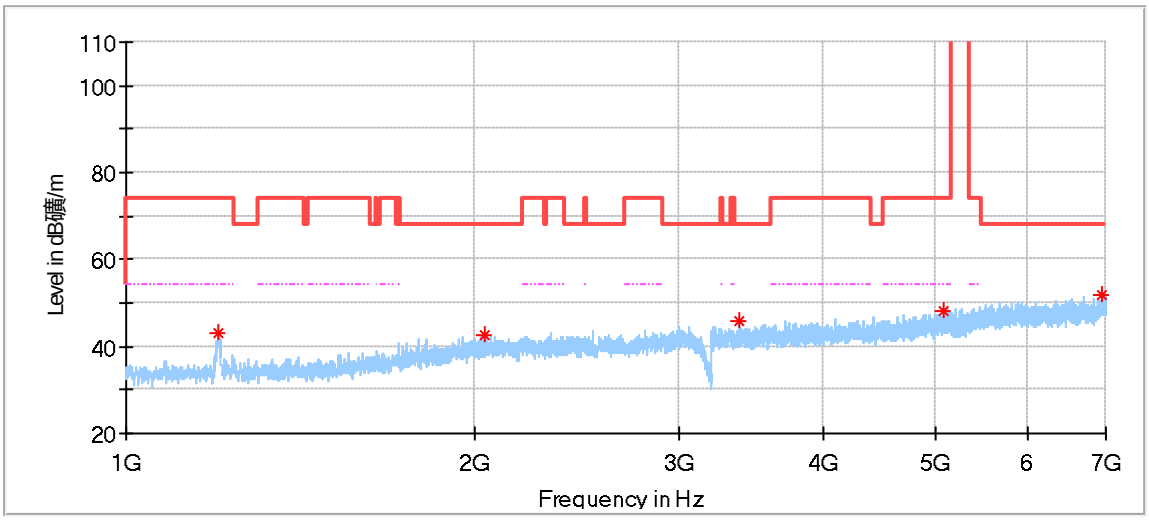

Frequency (MHz)	MaxPeak (dBµV/m)	Limit (dBµV/m)	Margin (dB)	Height (cm)	Pol	Azimuth (deg)	Corr. (dB/m)
1199.500000	43.04	74.00	30.96	150.0	H	198.0	-9.41
2041.500000	42.80	68.20	25.40	150.0	H	93.0	-4.11
3380.000000	45.88	68.20	22.32	150.0	H	198.0	-0.60
5071.000000	48.21	74.00	25.79	150.0	H	184.0	3.12
6938.000000	51.97	68.20	16.23	150.0	H	312.0	7.66

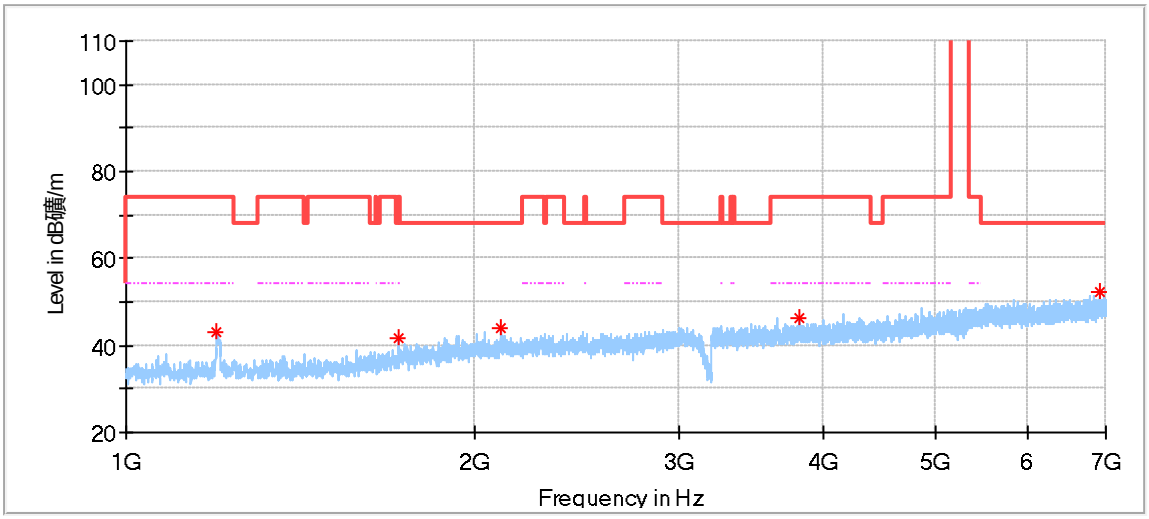

Frequency (MHz)	MaxPeak (dBµV/m)	Limit (dBµV/m)	Margin (dB)	Height (cm)	Pol	Azimuth (deg)	Corr. (dB/m)
1198.000000	43.20	74.00	30.80	150.0	V	178.0	-9.42
1719.000000	41.82	74.00	32.18	150.0	V	35.0	-6.29
2108.500000	43.96	68.20	24.24	150.0	V	285.0	-4.02
3803.500000	46.12	74.00	27.88	150.0	V	151.0	0.66
6906.500000	52.21	68.20	15.99	150.0	V	42.0	7.63

TÜV SÜD Certification and Testing (China) Co., Ltd. Shenzhen Branch
Building 12&13, Zhiheng Wisdomland Business Park, Nantou Checkpoint Road 2, Nanshan District, Shenzhen City, 518052, P. R. China Tel. +86 755 8828 6998, Fax: +86 755 8828 5299

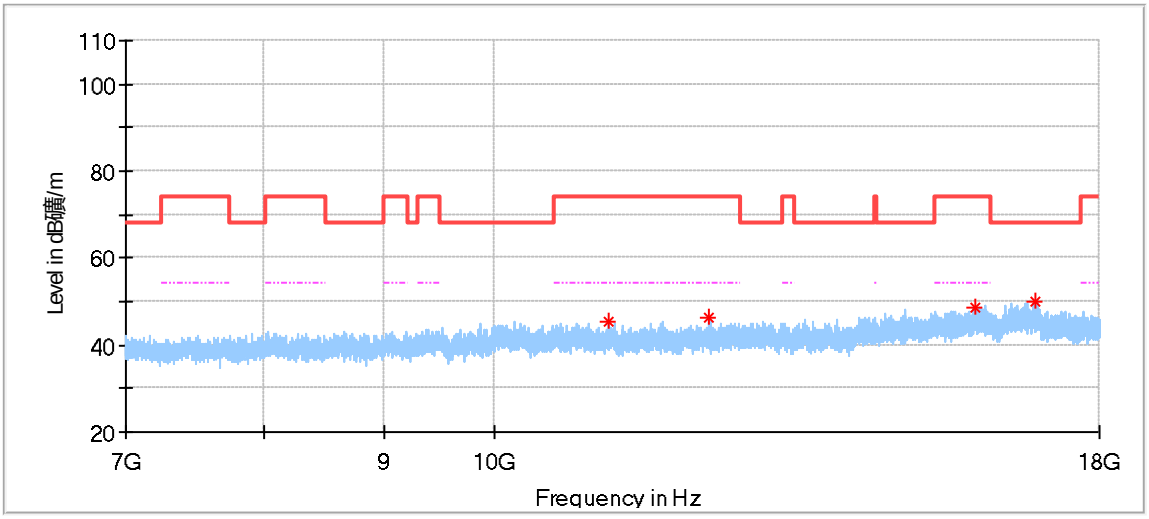

Frequency (MHz)	MaxPeak (dBµV/m)	Limit (dBµV/m)	Margin (dB)	Height (cm)	Pol	Azimuth (deg)	Corr. (dB/m)
11182.500000	45.40	74.00	28.60	150.0	H	70.0	8.4
12321.500000	46.20	74.00	27.80	150.0	H	234.0	9.0
15944.000000	48.82	74.00	25.18	150.0	H	70.0	14.1
16924.000000	49.87	68.20	18.33	150.0	H	116.0	16.5

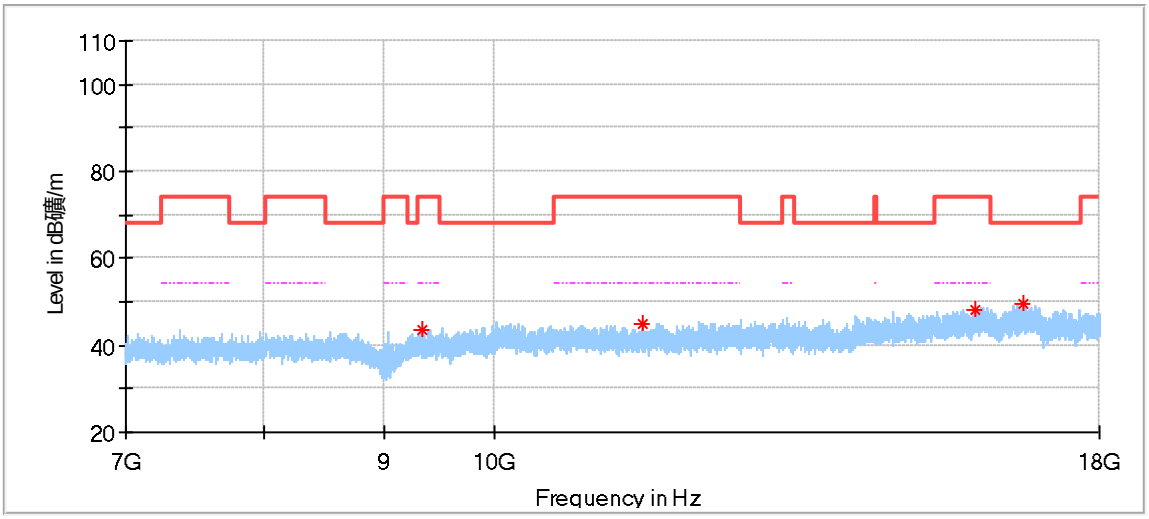

Frequency (MHz)	MaxPeak (dBµV/m)	Limit (dBµV/m)	Margin (dB)	Height (cm)	Pol	Azimuth (deg)	Corr. (dB/m)
9326.500000	43.36	74.00	30.64	150.0	V	221.0	7.0
11550.500000	44.83	74.00	29.17	150.0	V	1.0	8.2
15952.500000	48.31	74.00	25.69	150.0	V	106.0	14.2
16730.000000	49.68	68.20	18.52	150.0	V	1.0	16.0

TÜV SÜD Certification and Testing (China) Co., Ltd. Shenzhen Branch
Building 12&13, Zhiheng Wisdomland Business Park, Nantou Checkpoint Road 2,
Nanshan District, Shenzhen City, 518052, P. R. China Tel. +86 755 8828 6998, Fax:
+86 755 8828 5299

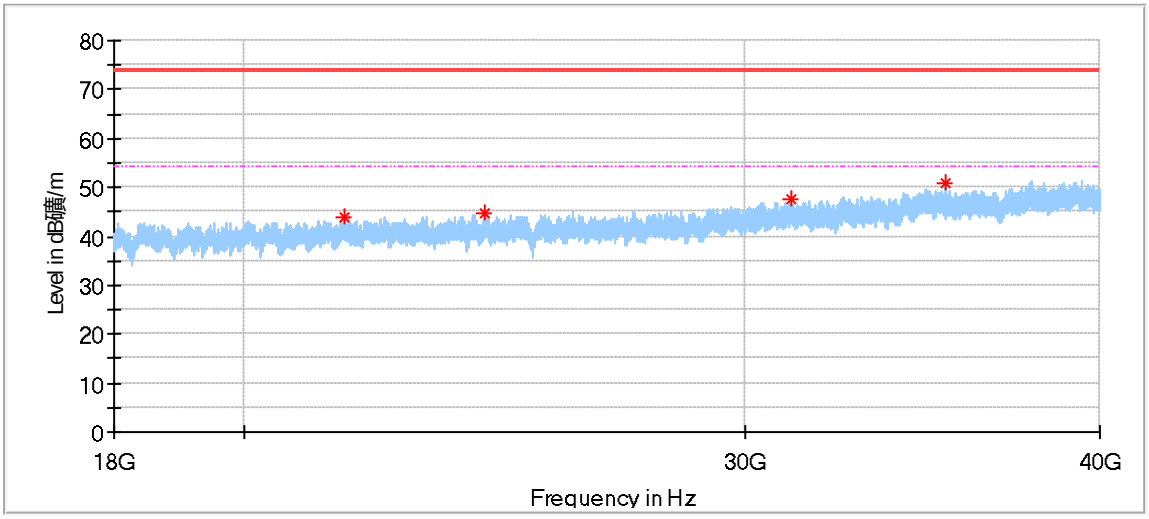

Frequency (MHz)	MaxPeak (dBµV/m)	Limit (dBµV/m)	Margin (dB)	Height (cm)	Pol	Azimuth (deg)	Corr. (dB/m)
21690.500000	44.05	74.00	29.95	150.0	H	330.0	1.7
24291.312500	44.80	74.00	29.20	150.0	H	43.0	2.5
31142.937500	47.49	74.00	26.51	150.0	H	112.0	4.0
35275.500000	50.76	74.00	23.24	150.0	H	86.0	7.6

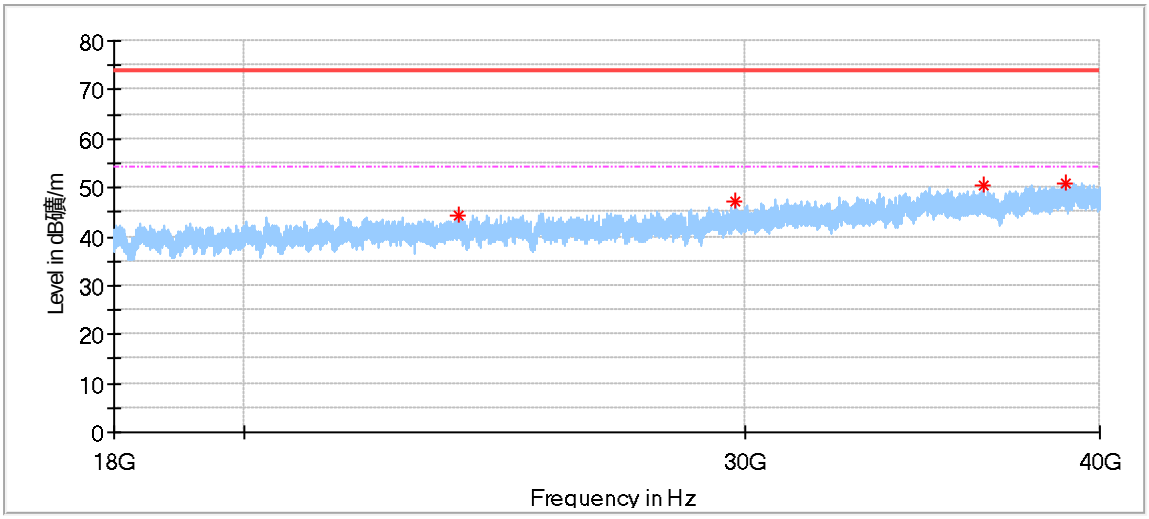

Frequency (MHz)	MaxPeak (dBµV/m)	Limit (dBµV/m)	Margin (dB)	Height (cm)	Pol	Azimuth (deg)	Corr. (dB/m)
23801.812500	44.25	74.00	29.75	150.0	V	172.0	2.5
29788.562500	47.22	74.00	26.78	150.0	V	305.0	3.7
36398.187500	50.37	74.00	23.63	150.0	V	319.0	7.5
38926.125000	50.92	74.00	23.08	150.0	V	4.0	9.9

TÜV SÜD Certification and Testing (China) Co., Ltd. Shenzhen Branch
Building 12&13, Zhiheng Wisdomland Business Park, Nantou Checkpoint Road 2,
Nanshan District, Shenzhen City, 518052, P. R. China Tel. +86 755 8828 6998, Fax:
+86 755 8828 5299

802.11A Modulation 5825MHz Test Result

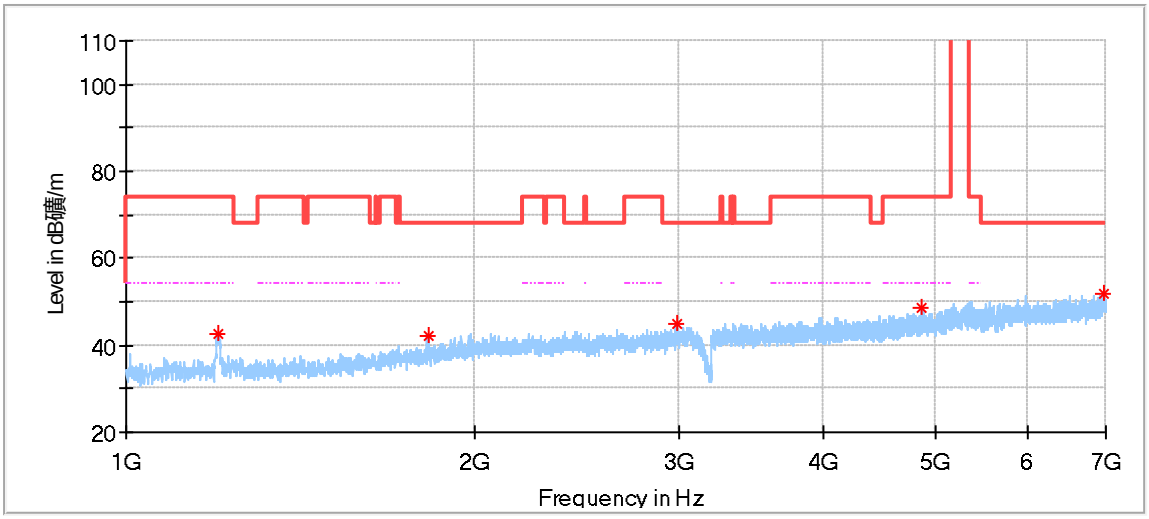

Frequency (MHz)	MaxPeak (dBµV/m)	Limit (dBµV/m)	Margin (dB)	Height (cm)	Pol	Azimuth (deg)	Corr. (dB/m)
1199.500000	42.70	74.00	31.30	150.0	H	202.0	-9.41
1823.500000	42.33	68.20	25.87	150.0	H	169.0	-5.58
2982.000000	44.98	68.20	23.22	150.0	H	296.0	-1.52
4863.000000	48.71	74.00	25.29	150.0	H	202.0	2.82
6965.000000	51.96	68.20	16.24	150.0	H	42.0	7.71

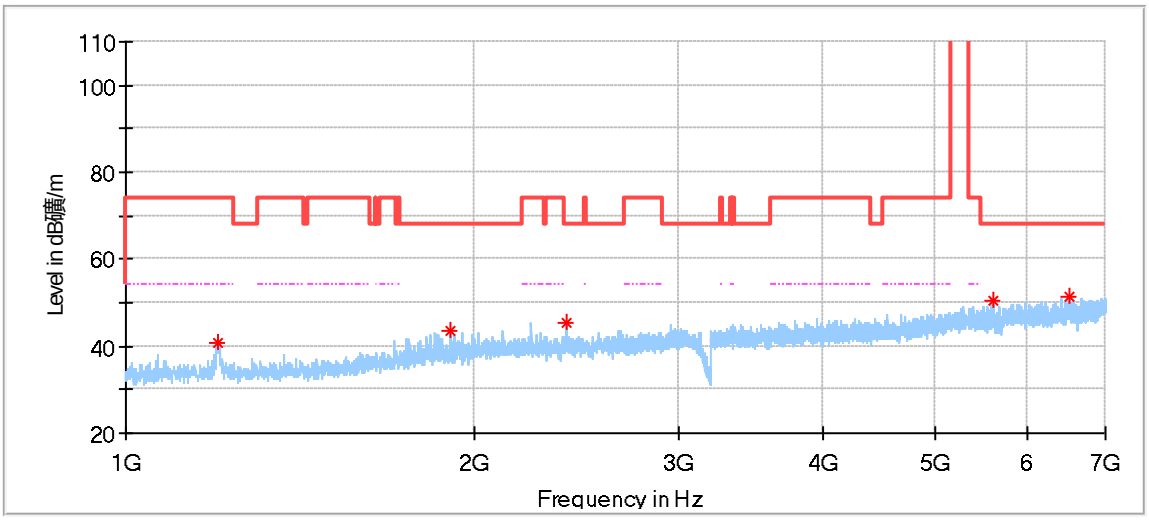

Frequency (MHz)	MaxPeak (dBµV/m)	Limit (dBµV/m)	Margin (dB)	Height (cm)	Pol	Azimuth (deg)	Corr. (dB/m)
1199.000000	41.00	74.00	33.00	150.0	V	2.0	-9.41
1902.500000	43.42	68.20	24.78	150.0	V	71.0	-4.99
2396.000000	45.61	68.20	22.59	150.0	V	64.0	-3.14
5592.500000	50.53	68.20	17.67	150.0	V	325.0	4.43
6515.500000	51.44	68.20	16.76	150.0	V	124.0	7.17

TÜV SÜD Certification and Testing (China) Co., Ltd. Shenzhen Branch
Building 12&13, Zhiheng Wisdomland Business Park, Nantou Checkpoint Road 2,
Nanshan District, Shenzhen City, 518052, P. R. China Tel. +86 755 8828 6998, Fax:
+86 755 8828 5299

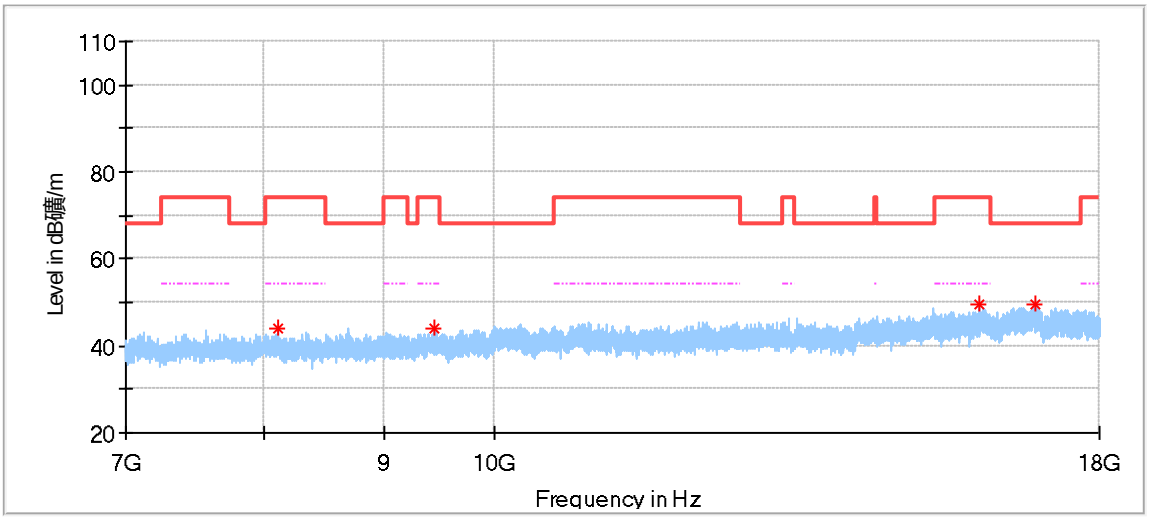

Frequency (MHz)	MaxPeak (dBµV/m)	Limit (dBµV/m)	Margin (dB)	Height (cm)	Pol	Azimuth (deg)	Corr. (dB/m)
8112.500000	44.16	74.00	29.84	150.0	H	142.0	6.4
9433.500000	43.83	74.00	30.17	150.0	H	142.0	7.4
16033.000000	49.76	74.00	24.25	150.0	H	211.0	14.7
16915.500000	49.55	68.20	18.65	150.0	H	348.0	16.5

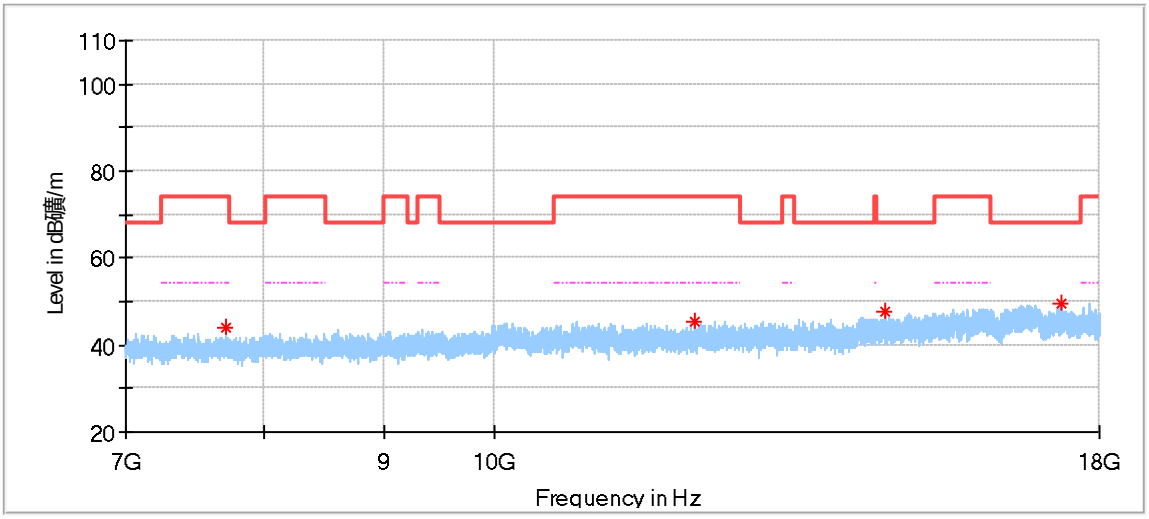

Frequency (MHz)	MaxPeak (dBµV/m)	Limit (dBµV/m)	Margin (dB)	Height (cm)	Pol	Azimuth (deg)	Corr. (dB/m)
7717.000000	43.83	74.00	30.17	150.0	V	172.0	5.6
12165.500000	45.61	74.00	28.39	150.0	V	57.0	8.7
14630.000000	47.61	68.20	20.59	150.0	V	244.0	11.2
17336.500000	49.57	68.20	18.63	150.0	V	172.0	16.2

TÜV SÜD Certification and Testing (China) Co., Ltd. Shenzhen Branch
Building 12&13, Zhiheng Wisdomland Business Park, Nantou Checkpoint Road 2,
Nanshan District, Shenzhen City, 518052, P. R. China Tel. +86 755 8828 6998, Fax:
+86 755 8828 5299

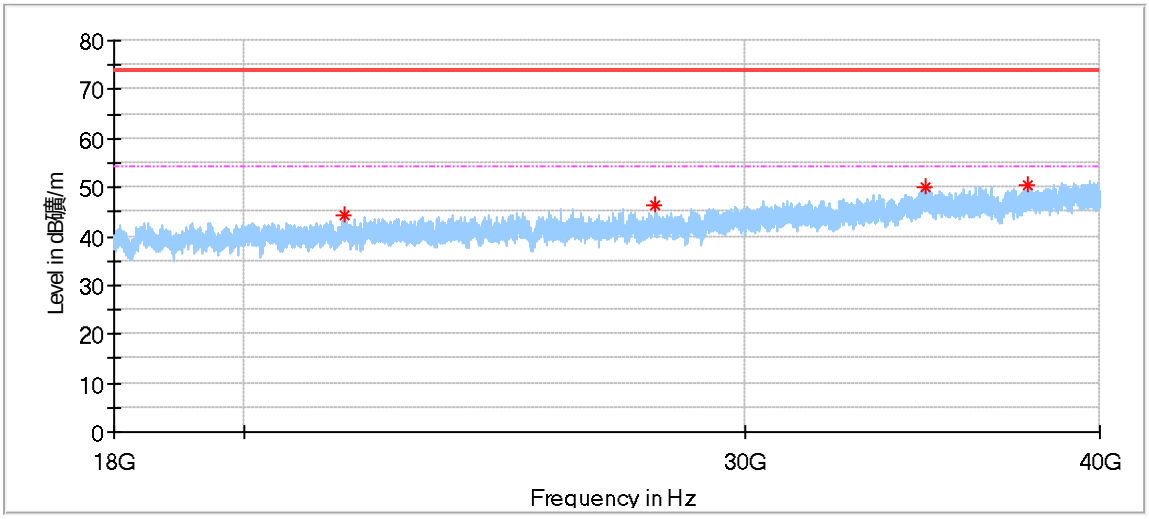

Frequency (MHz)	MaxPeak (dBµV/m)	Limit (dBµV/m)	Margin (dB)	Height (cm)	Pol	Azimuth (deg)	Corr. (dB/m)
21689.812500	44.14	74.00	29.86	150.0	H	304.0	1.7
27918.562500	46.19	74.00	27.81	150.0	H	222.0	3.5
34747.500000	50.20	74.00	23.80	150.0	H	60.0	7.4
37720.937500	50.63	74.00	23.37	150.0	H	196.0	8.6

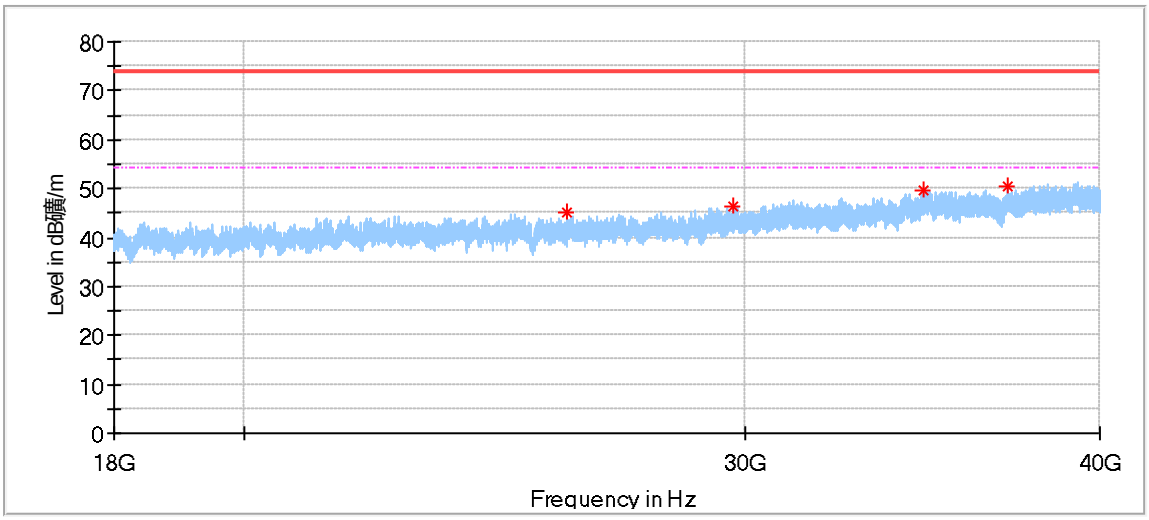

Frequency (MHz)	MaxPeak (dBµV/m)	Limit (dBµV/m)	Margin (dB)	Height (cm)	Pol	Azimuth (deg)	Corr. (dB/m)
25990.812500	45.11	74.00	28.89	150.0	V	91.0	3.6
29708.125000	46.34	74.00	27.66	150.0	V	258.0	3.7
34703.500000	49.71	74.00	24.29	150.0	V	345.0	7.3
37127.625000	50.44	74.00	23.56	150.0	V	200.0	8.0

Remark:
1.Corrected Amplitude = Read level + Corrector factor
Above 1GHz: Corrector factor = Antenna Factor + Cable Loss- Amplifier Gain.
Below 1GHz: Corrector factor = Antenna Factor + Cable Loss.
(The Reading Level is recorded by software which is not shown in the sheet)
2.We test all modes and only the worst case recorded in the report.
3.Data of measurement within this frequency range shown "--" in the table above means the reading of emissions are the noise floor or attenuated more than 10dB below the permissible limits or the field strength is too small to be measured.

TÜV SÜD Certification and Testing (China) Co., Ltd. Shenzhen Branch
Building 12&13, Zhiheng Wisdomland Business Park, Nantou Checkpoint Road 2, Nanshan District, Shenzhen City, 518052, P. R. China Tel. +86 755 8828 6998, Fax: +86 755 8828 5299

Band edge test result:

802.11A Modulation 5180MHz Test Result

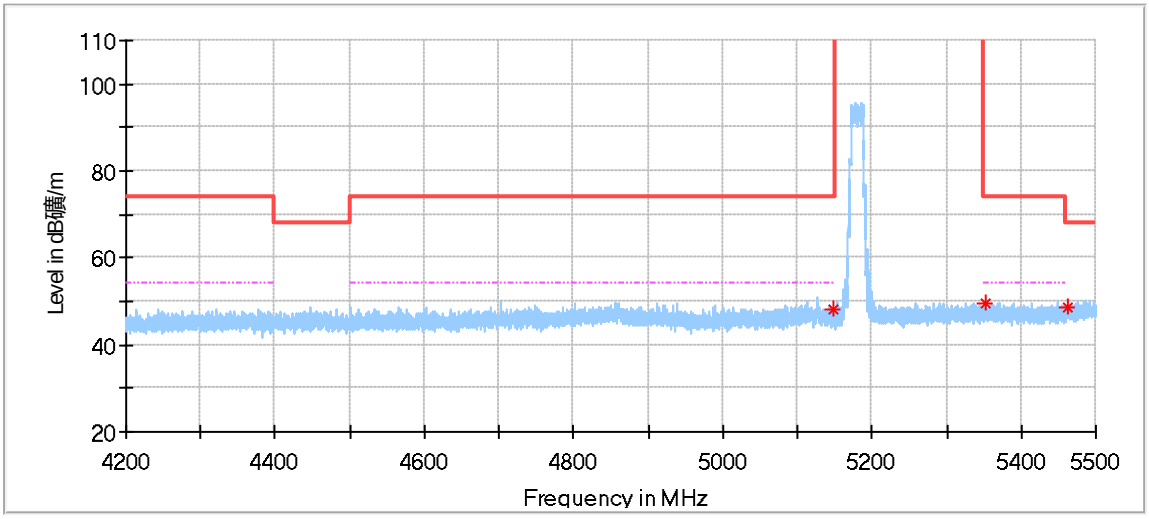

Frequency (MHz)	MaxPeak (dBµV/m)	Limit (dBµV/m)	Margin (dB)	Height (cm)	Pol	Azimuth (deg)	Corr. (dB/m)
5148.783333	48.14	74.00	25.86	150.0	H	61.0	2.08
5352.450000	49.48	74.00	24.52	150.0	H	188.0	2.50
5461.108333	48.68	68.20	19.53	150.0	H	111.0	2.98

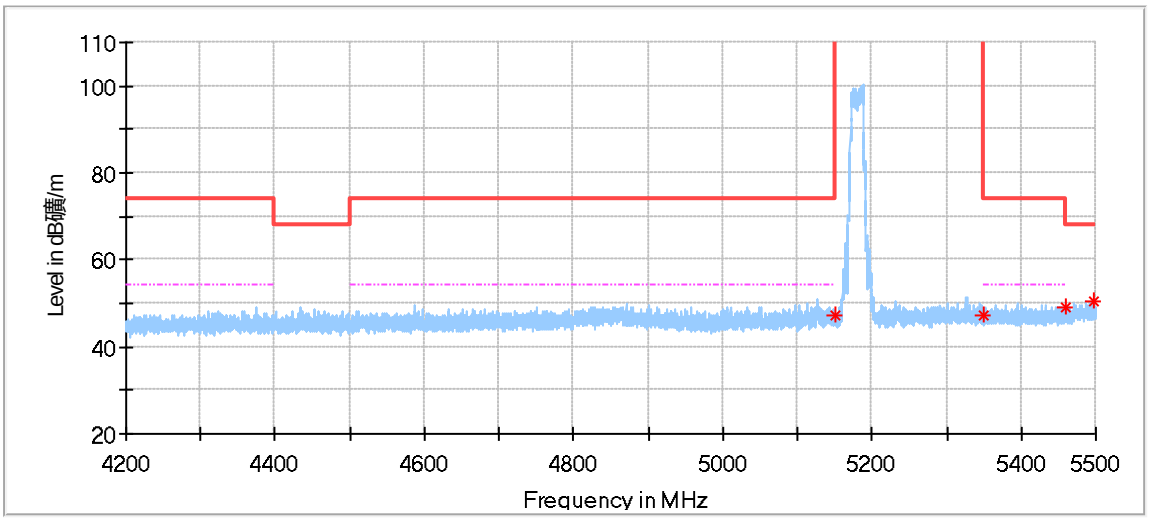

Frequency (MHz)	MaxPeak (dBµV/m)	Limit (dBµV/m)	Margin (dB)	Height (cm)	Pol	Azimuth (deg)	Corr. (dB/m)
5149.221161	47.22	74.00	26.78	150.0	V	310.0	2.07
5350.153540	47.27	74.00	26.73	150.0	V	299.0	2.49
5459.158333	49.07	74.00	24.93	150.0	V	4.0	2.96
5495.991667	50.51	68.20	17.69	150.0	V	348.0	3.25

TÜV SÜD Certification and Testing (China) Co., Ltd. Shenzhen Branch
Building 12&13, Zhiheng Wisdomland Business Park, Nantou Checkpoint Road 2,
Nanshan District, Shenzhen City, 518052, P. R. China Tel. +86 755 8828 6998, Fax:
+86 755 8828 5299

802.11A Modulation 5240MHz Test Result

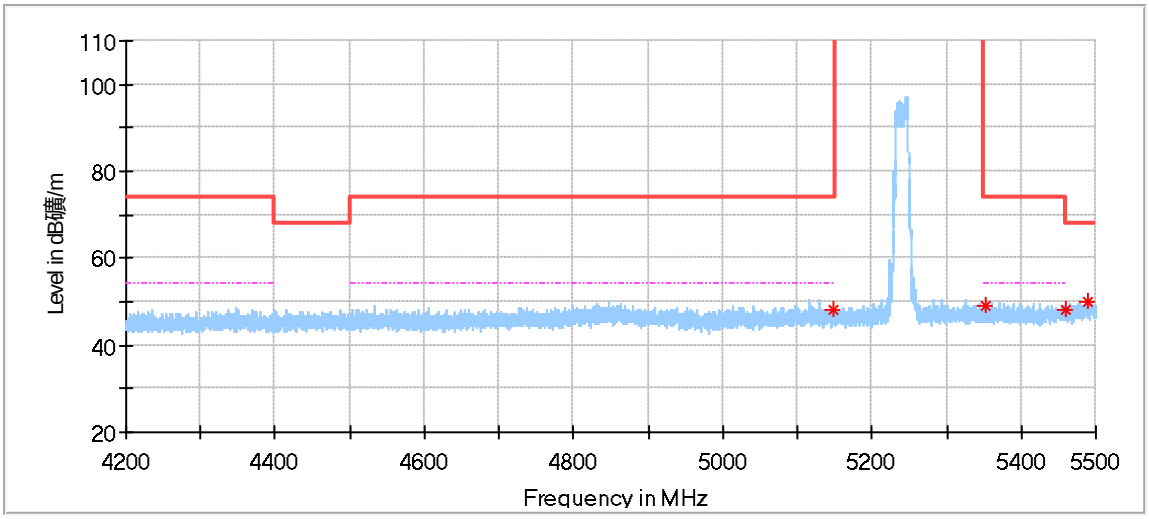

Frequency (MHz)	MaxPeak (dBµV/m)	Limit (dBµV/m)	Margin (dB)	Height (cm)	Pol	Azimuth (deg)	Corr. (dB/m)
5149.000000	47.97	74.00	26.03	150.0	H	249.0	2.07
5351.475000	49.26	74.00	24.74	150.0	H	35.0	2.50
5460.133333	48.07	68.20	20.13	150.0	H	244.0	2.97
5489.925000	49.90	68.20	18.30	150.0	H	348.0	3.23

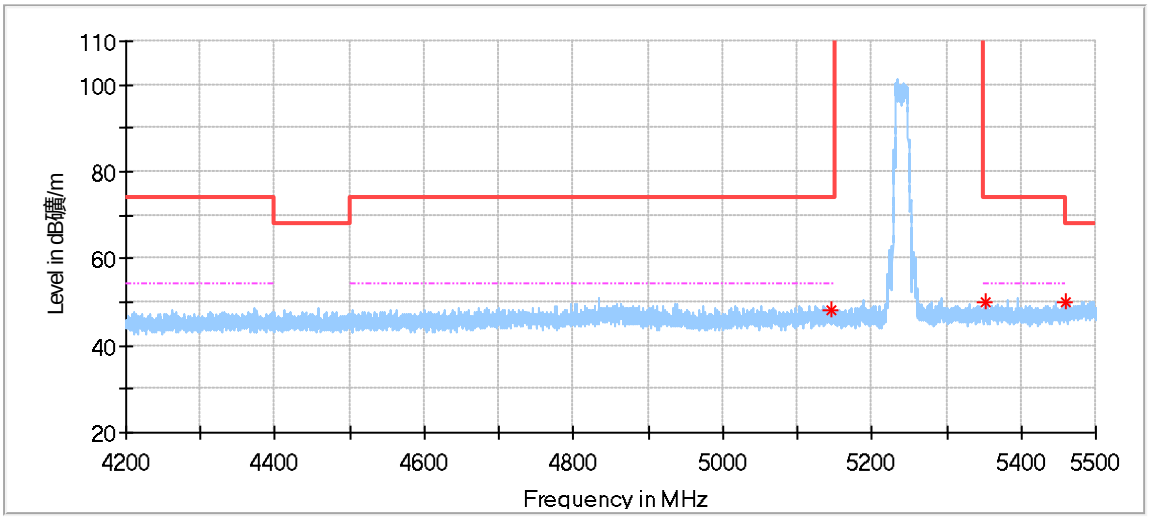

Frequency (MHz)	MaxPeak (dBµV/m)	Limit (dBµV/m)	Margin (dB)	Height (cm)	Pol	Azimuth (deg)	Corr. (dB/m)
5144.991667	48.30	74.00	25.70	150.0	V	203.0	2.09
5351.691667	50.21	74.00	23.79	150.0	V	65.0	2.50
5460.025000	50.08	68.20	18.12	150.0	V	43.0	2.97

TÜV SÜD Certification and Testing (China) Co., Ltd. Shenzhen Branch
Building 12&13, Zhiheng Wisdomland Business Park, Nantou Checkpoint Road 2,
Nanshan District, Shenzhen City, 518052, P. R. China Tel. +86 755 8828 6998, Fax:
+86 755 8828 5299

802.11A Modulation 5260MHz Test Result

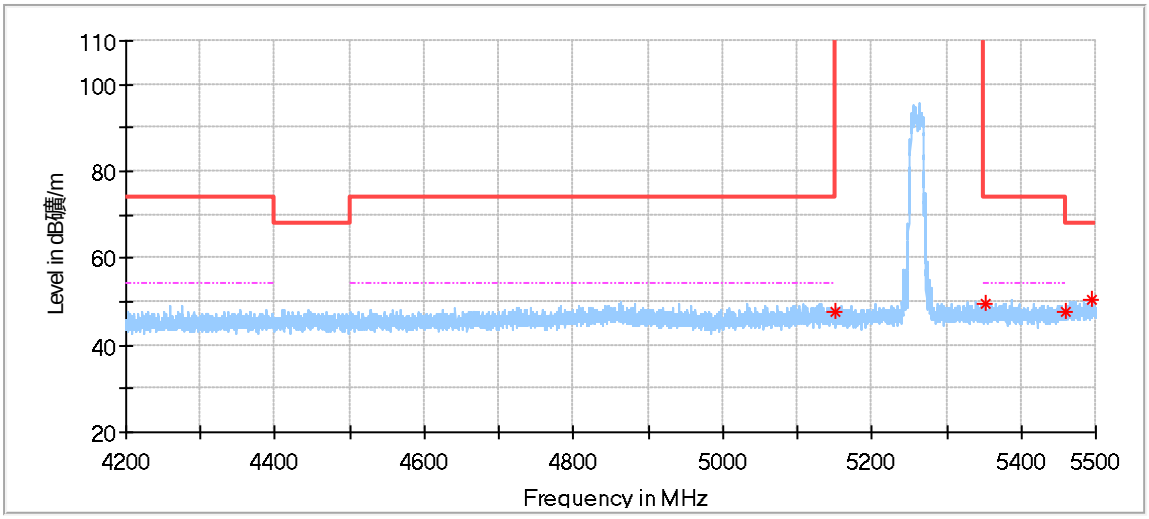

Frequency (MHz)	MaxPeak (dBµV/m)	Limit (dBµV/m)	Margin (dB)	Height (cm)	Pol	Azimuth (deg)	Corr. (dB/m)
5149.816422	47.25	74.00	26.75	150.0	H	221.0	2.07
5351.908333	49.33	74.00	24.67	150.0	H	204.0	2.50
5460.025000	47.56	68.20	20.64	150.0	H	199.0	2.97
5495.883333	50.31	68.20	17.89	150.0	H	298.0	3.25

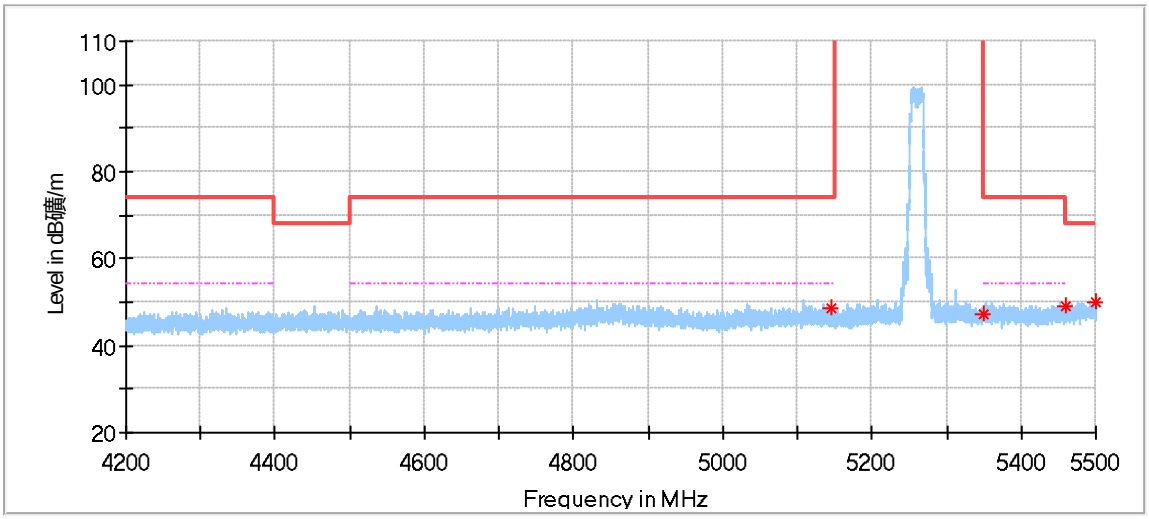

Frequency (MHz)	MaxPeak (dBµV/m)	Limit (dBµV/m)	Margin (dB)	Height (cm)	Pol	Azimuth (deg)	Corr. (dB/m)
5145.533333	48.58	74.00	25.42	150.0	V	332.0	2.09
5350.175000	47.09	74.00	26.91	150.0	V	288.0	2.49
5460.025000	48.99	68.20	19.21	150.0	V	161.0	2.97
5499.241667	50.00	68.20	18.20	150.0	V	57.0	3.26

TÜV SÜD Certification and Testing (China) Co., Ltd. Shenzhen Branch
Building 12&13, Zhiheng Wisdomland Business Park, Nantou Checkpoint Road 2,
Nanshan District, Shenzhen City, 518052, P. R. China Tel. +86 755 8828 6998, Fax:
+86 755 8828 5299

802.11A Modulation 5320MHz Test Result

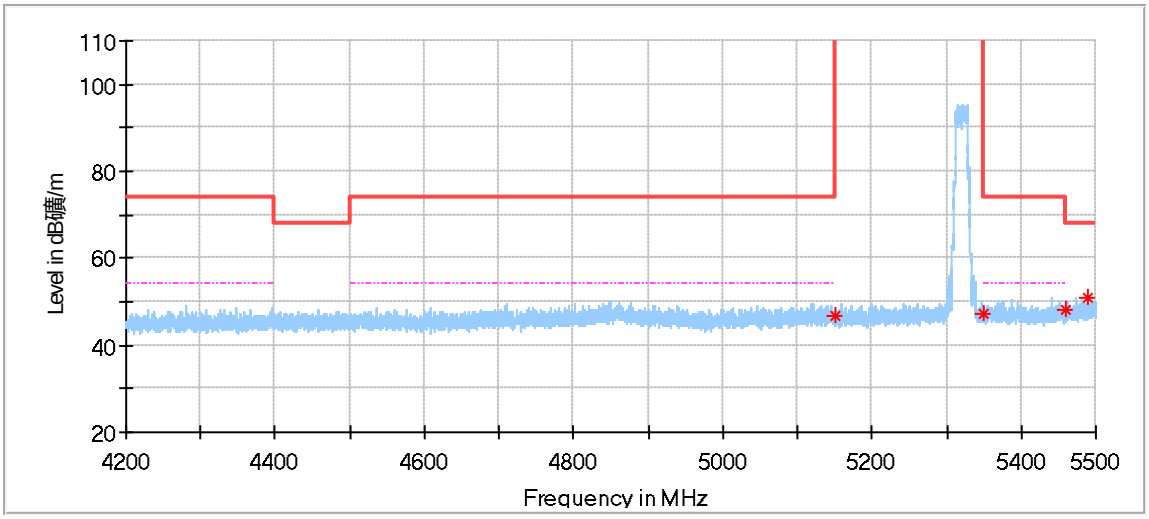

Frequency (MHz)	MaxPeak (dBµV/m)	Limit (dBµV/m)	Margin (dB)	Height (cm)	Pol	Azimuth (deg)	Corr. (dB/m)
5149.541667	46.96	74.00	27.04	150.0	H	46.0	2.07
5350.066667	47.12	74.00	26.88	150.0	H	178.0	2.49
5459.700000	48.14	74.00	25.86	150.0	H	216.0	2.96
5490.466667	51.13	68.20	17.07	150.0	H	68.0	3.23

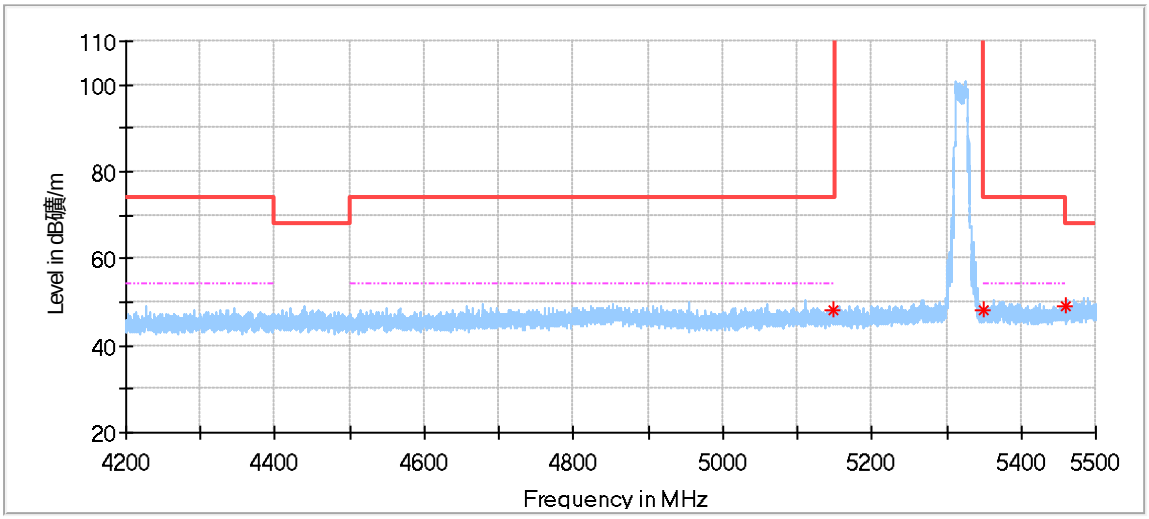

Frequency (MHz)	MaxPeak (dBµV/m)	Limit (dBµV/m)	Margin (dB)	Height (cm)	Pol	Azimuth (deg)	Corr. (dB/m)
5149.216667	48.37	74.00	25.63	150.0	V	287.0	2.07
5350.283333	48.25	74.00	25.75	150.0	V	94.0	2.49
5459.591667	48.91	74.00	25.09	150.0	V	276.0	2.96

TÜV SÜD Certification and Testing (China) Co., Ltd. Shenzhen Branch
Building 12&13, Zhiheng Wisdomland Business Park, Nantou Checkpoint Road 2,
Nanshan District, Shenzhen City, 518052, P. R. China Tel. +86 755 8828 6998, Fax:
+86 755 8828 5299

802.11A Modulation 5745MHz Test Result

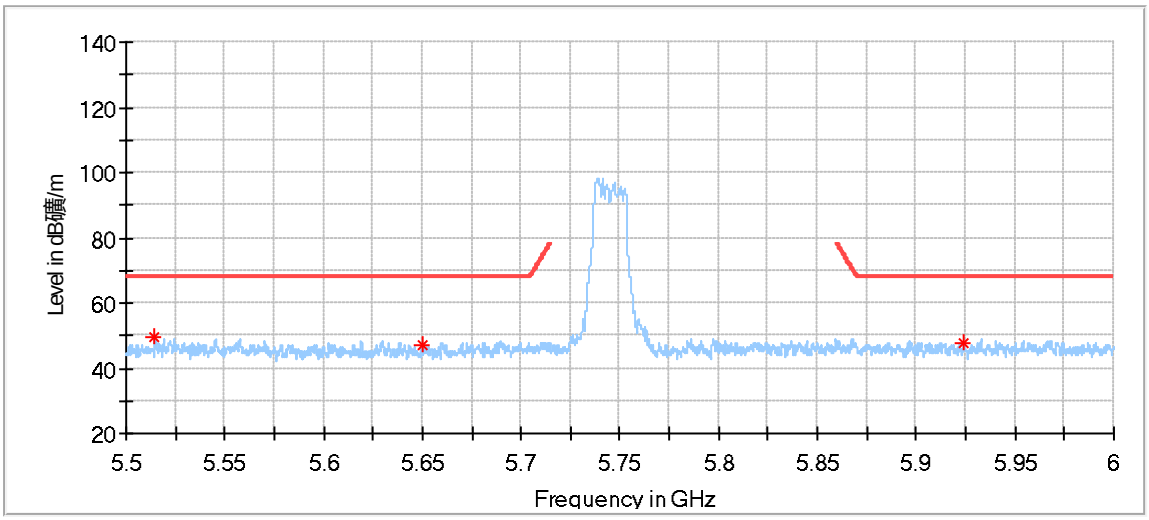

Frequency (MHz)	MaxPeak (dBµV/m)	Limit (dBµV/m)	Margin (dB)	Height (cm)	Pol	Azimuth (deg)	Corr. (dB/m)
5514.541667	49.44	68.20	18.76	150.0	H	177.0	3.31
5650.250000	47.30	68.39	21.08	150.0	H	237.0	3.16
5923.916667	47.93	69.00	21.07	150.0	H	298.0	3.98

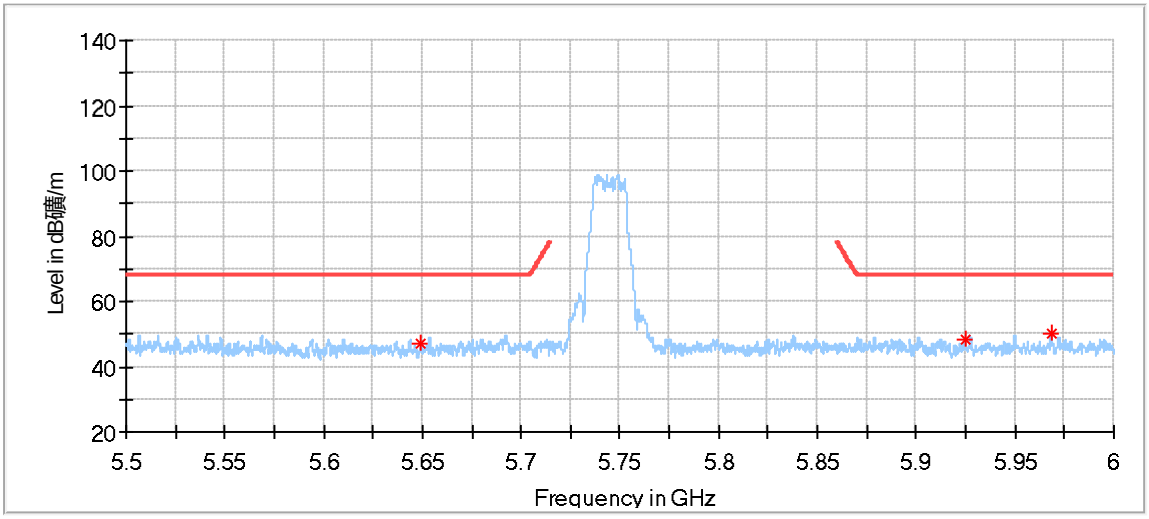

Frequency (MHz)	MaxPeak (dBµV/m)	Limit (dBµV/m)	Margin (dB)	Height (cm)	Pol	Azimuth (deg)	Corr. (dB/m)
5649.583333	47.26	68.20	20.94	150.0	V	52.0	3.16
5924.500000	48.11	68.57	20.46	150.0	V	223.0	3.97
5968.166667	50.26	68.20	17.94	150.0	V	212.0	4.02

TÜV SÜD Certification and Testing (China) Co., Ltd. Shenzhen Branch
Building 12&13, Zhiheng Wisdomland Business Park, Nantou Checkpoint Road 2,
Nanshan District, Shenzhen City, 518052, P. R. China Tel. +86 755 8828 6998, Fax:
+86 755 8828 5299

802.11A Modulation 5825MHz Test Result

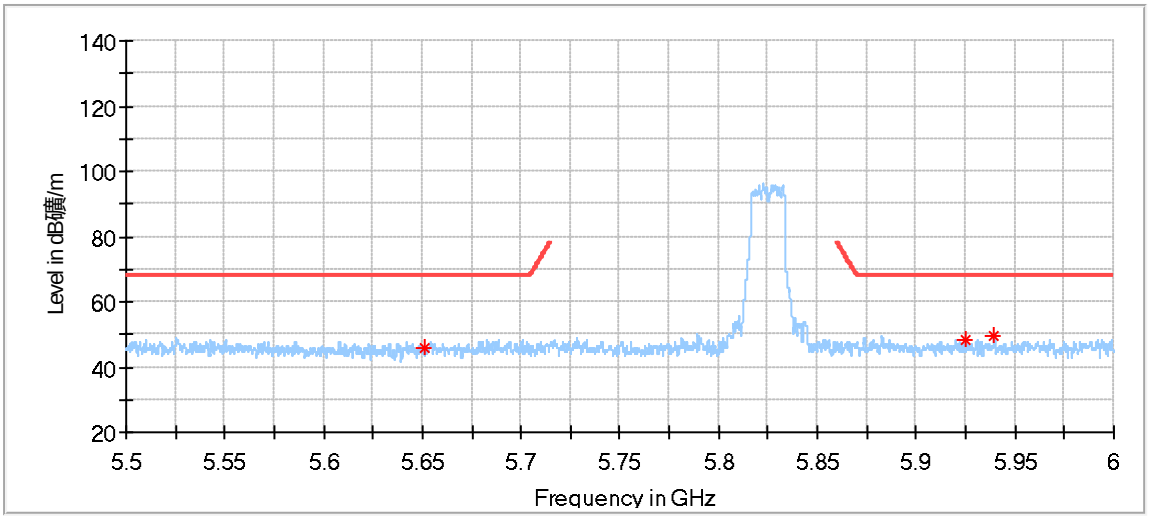

Frequency (MHz)	MaxPeak (dBµV/m)	Limit (dBµV/m)	Margin (dB)	Height (cm)	Pol	Azimuth (deg)	Corr. (dB/m)
5650.791667	45.87	68.79	22.91	150.0	H	93.0	3.17
5924.583333	48.07	68.51	20.44	150.0	H	214.0	3.97
5939.333333	49.33	68.20	18.87	150.0	H	148.0	3.96

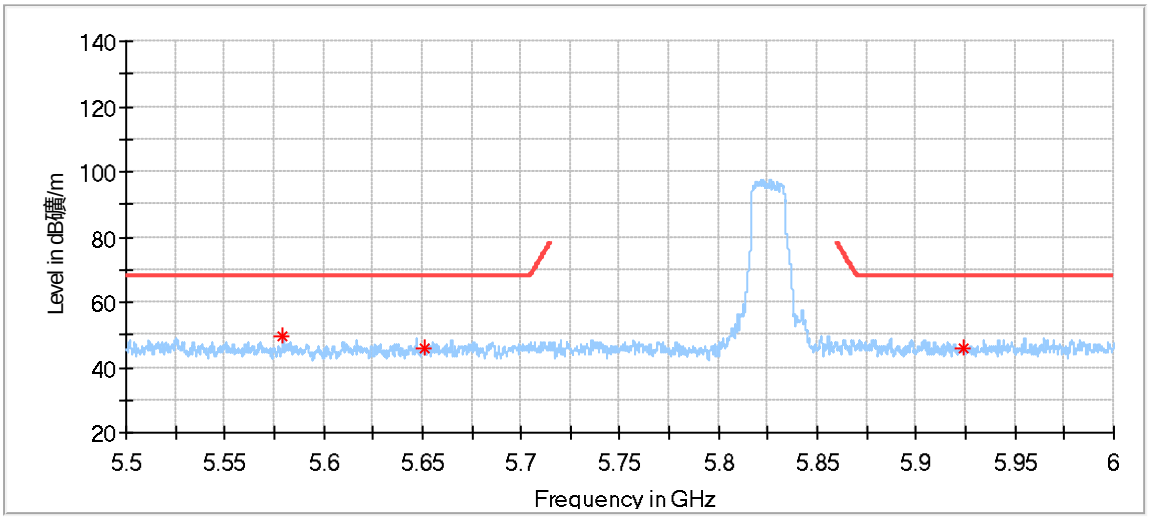

Frequency (MHz)	MaxPeak (dBµV/m)	Limit (dBµV/m)	Margin (dB)	Height (cm)	Pol	Azimuth (deg)	Corr. (dB/m)
5579.541667	49.34	68.20	18.86	150.0	V	256.0	3.04
5650.625000	45.83	68.66	22.83	150.0	V	42.0	3.16
5924.125000	45.89	68.85	22.96	150.0	V	322.0	3.98

Remark:
1.Corrected Amplitude = Read level + Corrector factor
Above 1GHz: Corrector factor = Antenna Factor + Cable Loss- Amplifier Gain.
Below 1GHz: Corrector factor = Antenna Factor + Cable Loss.
(The Reading Level is recorded by software which is not shown in the sheet)
2.We test all modes and only the worst case recorded in the report.
3.Data of measurement within this frequency range shown “--” in the table above means the reading of emissions are the noise floor or attenuated more than 10dB below the permissible limits or the field strength is too small to be measured.

TÜV SÜD Certification and Testing (China) Co., Ltd. Shenzhen Branch
Building 12&13, Zhiheng Wisdomland Business Park, Nantou Checkpoint Road 2, Nanshan District, Shenzhen City, 518052, P. R. China Tel. +86 755 8828 6998, Fax: +86 755 8828 5299

Conducted Spurious Emission Test Method:

According to KBD789033 D02

1.The EUT was placed on 0.8m height table, the RF output of EUT was connected to the test receiver by RF cable. The path loss was compensated to the results for each measurement.

2.For transmitters with operating frequencies in the band 5150-5250 MHz, all emissions outside the band 5150-5350 MHz shall not exceed -27 dBm/MHz e.i.r.p. Any unwanted emissions that fall into the band 5250-5350 MHz shall be attenuated below the channel power by at least 26 dB, when measured using a resolution bandwidth between 1 and 5% of the occupied bandwidth (i.e. 99% bandwidth), above 5250 MHz. The 26 dB bandwidth may fall into the 5250-5350 MHz band; however, if the occupied bandwidth also falls within the 5250-5350 MHz band, the transmission is considered as intentional and the devices shall comply with all requirements in the band 5250-5350 MHz including implementing dynamic frequency selection (DFS) and TPC, on the portion of the emission that resides in the 5250-5350 MHz band.

a) Set RBW ≥ between 1 and 5% of the occupied bandwidth (i.e. 99% bandwidth)
b) Set VBW ≥ 3 RBW.

Limits:

For transmitters operating in the 5.15-5.25 GHz band: All emissions outside of the 5.15-5.35 GHz band shall not exceed an e.i.r.p. of −27 dBm/MHz.

For transmitters operating in the 5.25-5.35 GHz band: All emissions outside of the 5.15-5.35 GHz band shall not exceed an e.i.r.p. of −27 dBm/MHz.

For transmitters operating in the 5.47-5.725 GHz band: All emissions outside of the 5.47-5.725 GHz band shall not exceed an e.i.r.p. of −27 dBm/MHz.

For transmitters operating in the 5.725-5.85 GHz band: All emissions shall be limited to a level of −27 dBm/MHz at 75 MHz or more above or below the band edge increasing linearly to 10 dBm/MHz at 25 MHz above or below the band edge, and from 25 MHz above or below the band edge increasing linearly to a level of 15.6 dBm/MHz at 5 MHz above or below the band edge, and from 5 MHz above or below the band edge increasing linearly to a level of 27 dBm/MHz at the band edge.

.

TÜV SÜD Certification and Testing (China) Co., Ltd. Shenzhen Branch
Building 12&13, Zhiheng Wisdomland Business Park, Nantou Checkpoint Road 2, Nanshan District, Shenzhen City, 518052, P. R. China Tel. +86 755 8828 6998, Fax: +86 755 8828 5299

TestMode	Channel(MHz)	FreqRange(MHz)	Max. Fre(MHz)	Max. Level(dBm/MHz)	Limit(dBm/MHz)	Verdict
11A	5180	30~5140	30~5140	-38.44	<=-27	PASS
		5360~40000	5360~40000	-47.11	<=-27	PASS
	5200	30~5140	30~5140	-39.44	<=-27	PASS
		5360~40000	5360~40000	-47.76	<=-27	PASS
	5240	30~5140	30~5140	-40.19	<=-27	PASS
		5360~40000	5360~40000	-47.59	<=-27	PASS
	5260	30~5140	30~5140	-41.81	<=-27	PASS
		5360~40000	5360~40000	-47.6	<=-27	PASS
	5280	30~5140	30~5140	-43.99	<=-27	PASS
		5360~40000	5360~40000	-47.47	<=-27	PASS
	5320	30~5140	30~5140	-44.5	<=-27	PASS
		5360~40000	5360~40000	-46.82	<=-27	PASS
	5500	30~5460	30~5460	-44.44	<=-27	PASS
		5735~40000	5735~40000	-47.46	<=-27	PASS
	5580	30~5460	30~5460	-50.5	<=-27	PASS
		5735~40000	5735~40000	-47.31	<=-27	PASS
	5700	30~5460	30~5460	-50.62	<=-27	PASS
		5735~40000	5735~40000	-45.23	<=-27	PASS
	5720	30~5460	30~5460	-50.65	<=-27	PASS
		5925~40000	5925~40000	-47.72	<=-27	PASS
	5745	30~5650	30~5650	-50.81	<=-27	PASS
		5925~40000	5925~40000	-47.89	<=-27	PASS
	5785	30~5650	30~5650	-50.39	<=-27	PASS
		5925~40000	5925~40000	-46.82	<=-27	PASS
	5825	30~5650	30~5650	-50.2	<=-27	PASS
		5925~40000	5925~40000	-47.69	<=-27	PASS
11N20SISO	5180	30~5140	30~5140	-41	<=-27	PASS
		5360~40000	5360~40000	-47.93	<=-27	PASS
	5200	30~5140	30~5140	-45.52	<=-27	PASS
		5360~40000	5360~40000	-47.69	<=-27	PASS
	5240	30~5140	30~5140	-47.52	<=-27	PASS
		5360~40000	5360~40000	-47.15	<=-27	PASS
	5260	30~5140	30~5140	-48.85	<=-27	PASS
		5360~40000	5360~40000	-47.29	<=-27	PASS
	5280	30~5140	30~5140	-48.53	<=-27	PASS
		5360~40000	5360~40000	-47.73	<=-27	PASS
	5320	30~5140	30~5140	-50.08	<=-27	PASS
		5360~40000	5360~40000	-46.79	<=-27	PASS
	5500	30~5460	30~5460	-46.16	<=-27	PASS
		5735~40000	5735~40000	-46.54	<=-27	PASS
	5580	30~5460	30~5460	-53.63	<=-27	PASS
		5735~40000	5735~40000	-48.09	<=-27	PASS
	5700	30~5460	30~5460	-54.77	<=-27	PASS
		5735~40000	5735~40000	-47.6	<=-27	PASS
	5720	30~5460	30~5460	-54.93	<=-27	PASS
		5925~40000	5925~40000	-47.81	<=-27	PASS
	5745	30~5650	30~5650	-53.92	<=-27	PASS
		5925~40000	5925~40000	-47.52	<=-27	PASS
	5785	30~5650	30~5650	-54.25	<=-27	PASS
		5925~40000	5925~40000	-47.73	<=-27	PASS
	5825	30~5650	30~5650	-53.24	<=-27	PASS
		5925~40000	5925~40000	-47.77	<=-27	PASS
11N40SISO	5190	30~5140	30~5140	-48.04	<=-27	PASS
		5360~40000	5360~40000	-47.07	<=-27	PASS
	5230	30~5140	30~5140	-48.72	<=-27	PASS
		5360~40000	5360~40000	-47.05	<=-27	PASS
	5270	30~5140	30~5140	-49.75	<=-27	PASS
		5360~40000	5360~40000	-47.73	<=-27	PASS
	5310	30~5140	30~5140	-53.28	<=-27	PASS
		5360~40000	5360~40000	-48.29	<=-27	PASS

TÜV SÜD Certification and Testing (China) Co., Ltd. Shenzhen Branch
Building 12&13, Zhiheng Wisdomland Business Park, Nantou Checkpoint Road 2,
Nanshan District, Shenzhen City, 518052, P. R. China Tel. +86 755 8828 6998, Fax:
+86 755 8828 5299

	5510	30~5460	30~5460	-49.24	<=-27	PASS
		5735~40000	5735~40000	-47.75	<=-27	PASS
	5550	30~5460	30~5460	-51.03	<=-27	PASS
		5735~40000	5735~40000	-47.41	<=-27	PASS
	5670	30~5460	30~5460	-55.19	<=-27	PASS
		5735~40000	5735~40000	-47.97	<=-27	PASS
	5710	30~5460	30~5460	-55.1	<=-27	PASS
		5925~40000	5925~40000	-47.9	<=-27	PASS
	5755	30~5650	30~5650	-50.1	<=-27	PASS
		5925~40000	5925~40000	-47.78	<=-27	PASS
	5795	30~5650	30~5650	-54.6	<=-27	PASS
		5925~40000	5925~40000	-47.49	<=-27	PASS
11AC20SISO	5180	30~5140	30~5140	-46.62	<=-27	PASS
		5360~40000	5360~40000	-48.16	<=-27	PASS
	5200	30~5140	30~5140	-47.12	<=-27	PASS
		5360~40000	5360~40000	-47.19	<=-27	PASS
	5240	30~5140	30~5140	-45.76	<=-27	PASS
		5360~40000	5360~40000	-46.33	<=-27	PASS
	5260	30~5140	30~5140	-47.72	<=-27	PASS
		5360~40000	5360~40000	-47.57	<=-27	PASS
	5280	30~5140	30~5140	-48.76	<=-27	PASS
		5360~40000	5360~40000	-48.36	<=-27	PASS
	5320	30~5140	30~5140	-49.55	<=-27	PASS
		5360~40000	5360~40000	-47.05	<=-27	PASS
	5500	30~5460	30~5460	-46.34	<=-27	PASS
		5735~40000	5735~40000	-46.51	<=-27	PASS
	5580	30~5460	30~5460	-53.11	<=-27	PASS
		5735~40000	5735~40000	-47.53	<=-27	PASS
	5700	30~5460	30~5460	-54.13	<=-27	PASS
		5735~40000	5735~40000	-47.55	<=-27	PASS
	5720	30~5460	30~5460	-54.23	<=-27	PASS
		5925~40000	5925~40000	-47.86	<=-27	PASS
	5745	30~5650	30~5650	-53.79	<=-27	PASS
		5925~40000	5925~40000	-46.39	<=-27	PASS
	5785	30~5650	30~5650	-53.58	<=-27	PASS
		5925~40000	5925~40000	-47.48	<=-27	PASS
	5825	30~5650	30~5650	-54.13	<=-27	PASS
		5925~40000	5925~40000	-47.37	<=-27	PASS
11AC40SISO	5190	30~5140	30~5140	-49.39	<=-27	PASS
		5360~40000	5360~40000	-47.04	<=-27	PASS
	5230	30~5140	30~5140	-49.75	<=-27	PASS
		5360~40000	5360~40000	-47.53	<=-27	PASS
	5270	30~5140	30~5140	-51.07	<=-27	PASS
		5360~40000	5360~40000	-47.06	<=-27	PASS
	5310	30~5140	30~5140	-52.91	<=-27	PASS
		5360~40000	5360~40000	-47.63	<=-27	PASS
	5510	30~5460	30~5460	-50.81	<=-27	PASS
		5735~40000	5735~40000	-47.26	<=-27	PASS
	5550	30~5460	30~5460	-50.74	<=-27	PASS
		5735~40000	5735~40000	-47.4	<=-27	PASS
	5670	30~5460	30~5460	-54.5	<=-27	PASS
		5735~40000	5735~40000	-47.58	<=-27	PASS
	5710	30~5460	30~5460	-54.83	<=-27	PASS
		5925~40000	5925~40000	-47.54	<=-27	PASS
	5755	30~5650	30~5650	-50.95	<=-27	PASS
		5925~40000	5925~40000	-46.6	<=-27	PASS
	5795	30~5650	30~5650	-53.89	<=-27	PASS
		5925~40000	5925~40000	-48.18	<=-27	PASS
11AC80SISO	5210	30~5140	30~5140	-50.52	<=-27	PASS
		5360~40000	5360~40000	-47.41	<=-27	PASS
	5290	30~5140	30~5140	-50.93	<=-27	PASS
		5360~40000	5360~40000	-47.4	<=-27	PASS
	5530	30~5460	30~5460	-48.63	<=-27	PASS
		5735~40000	5735~40000	-47.84	<=-27	PASS

TÜV SÜD Certification and Testing (China) Co., Ltd. Shenzhen Branch
Building 12&13, Zhiheng Wisdomland Business Park, Nantou Checkpoint Road 2,
Nanshan District, Shenzhen City, 518052, P. R. China Tel. +86 755 8828 6998, Fax:
+86 755 8828 5299

	5610	30~5460	30~5460	-53.46	<=-27	PASS
		5735~40000	5735~40000	-47.87	<=-27	PASS
	5690	30~5460	30~5460	-55.05	<=-27	PASS
		5925~40000	5925~40000	-47.47	<=-27	PASS
	5775	30~5650	30~5650	-54.47	<=-27	PASS
		5925~40000	5925~40000	-48.3	<=-27	PASS

11A_Ant1_5180_30~5140

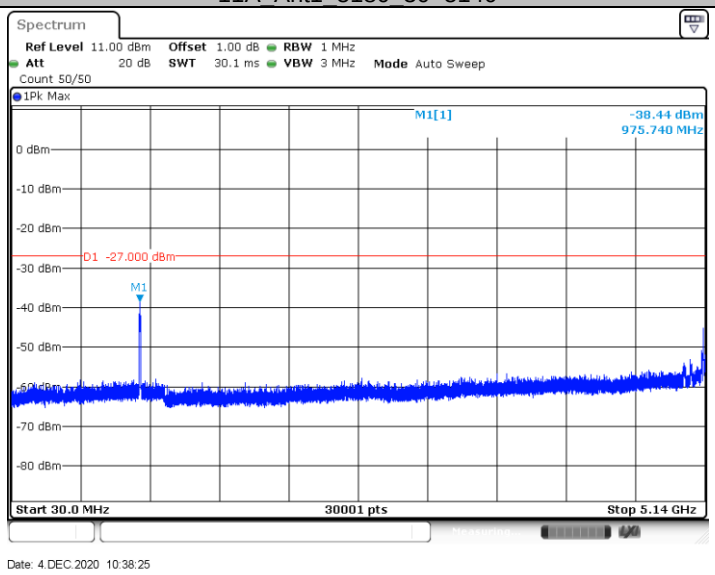

11A_Ant1_5180_5360~40000

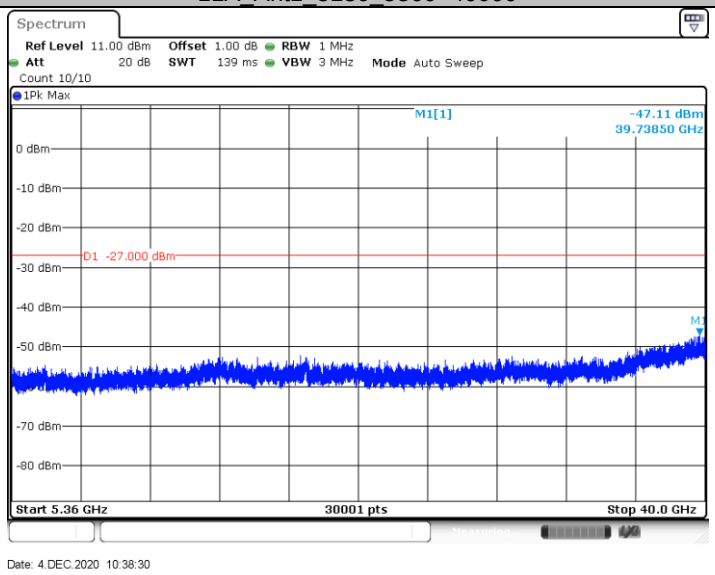

TÜV SÜD Certification and Testing (China) Co., Ltd. Shenzhen Branch
Building 12&13, Zhiheng Wisdomland Business Park, Nantou Checkpoint Road 2,
Nanshan District, Shenzhen City, 518052, P. R. China Tel. +86 755 8828 6998, Fax:
+86 755 8828 5299

11A_Ant1_5200_30~5140

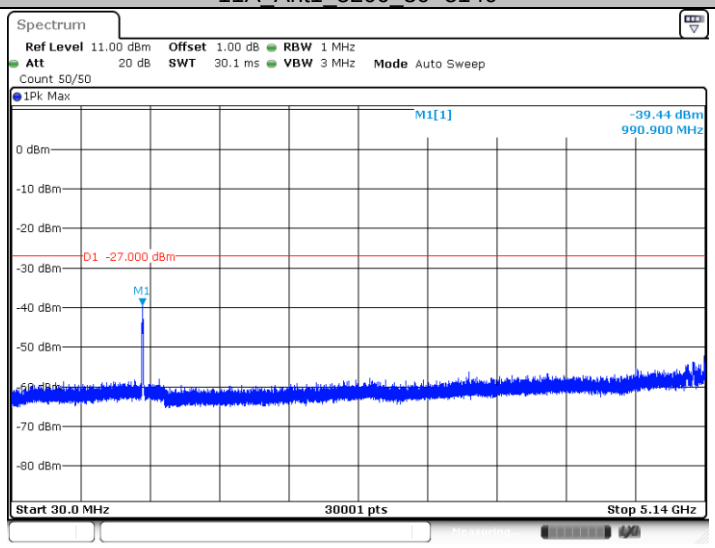

Date: 4.DEC.2020 10:41:42

11A_Ant1_5200_5360~40000

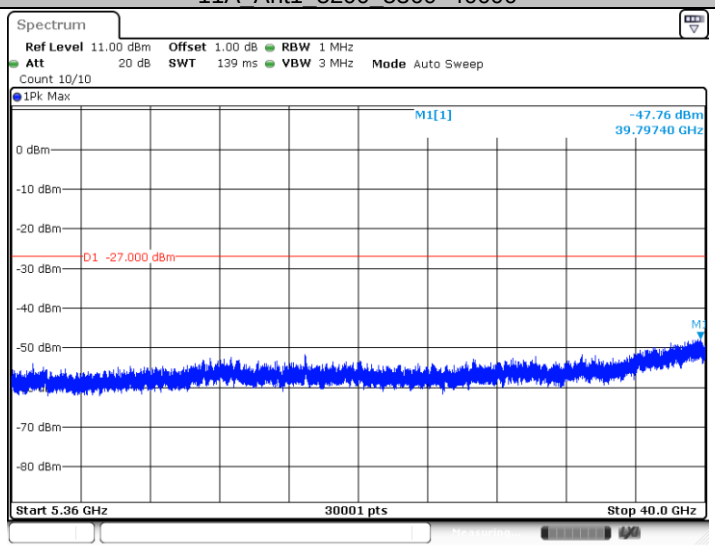

Date: 4.DEC.2020 10:41:47

11A_Ant1_5240_30~5140

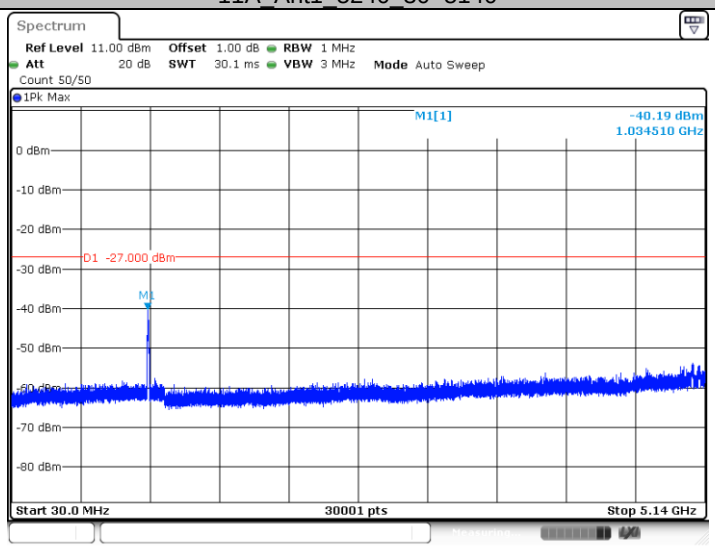

Date: 4.DEC.2020 10:46:10

TÜV SÜD Certification and Testing (China) Co., Ltd. Shenzhen Branch
Building 12&13, Zhiheng Wisdomland Business Park, Nantou Checkpoint Road 2,
Nanshan District, Shenzhen City, 518052, P. R. China Tel. +86 755 8828 6998, Fax:
+86 755 8828 5299

11A_Ant1_5240_5360~40000

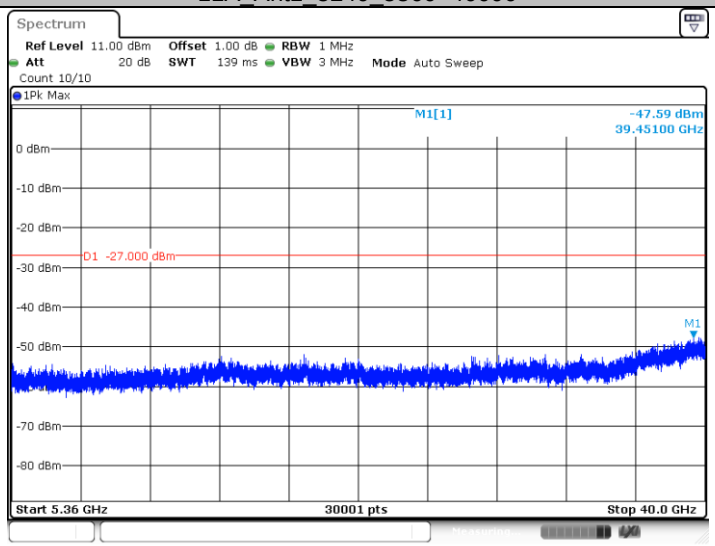

Date: 4.DEC.2020 10:46:15

11A_Ant1_5260_30~5140

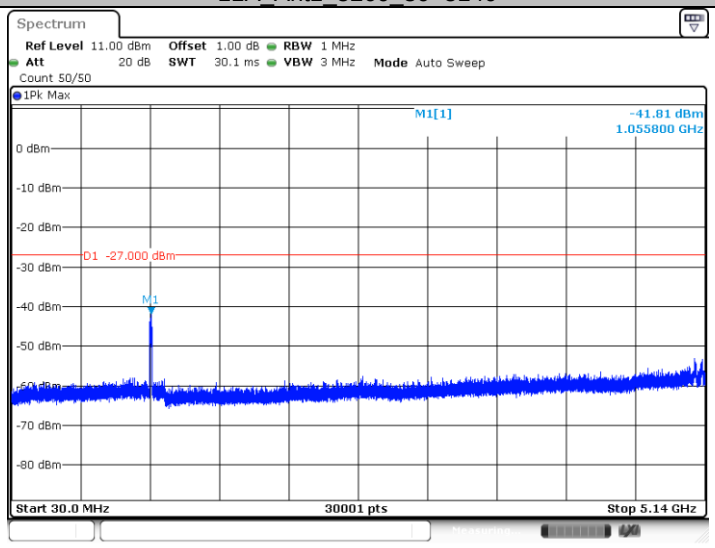

Date: 4.DEC.2020 10:48:38

11A_Ant1_5260_5360~40000

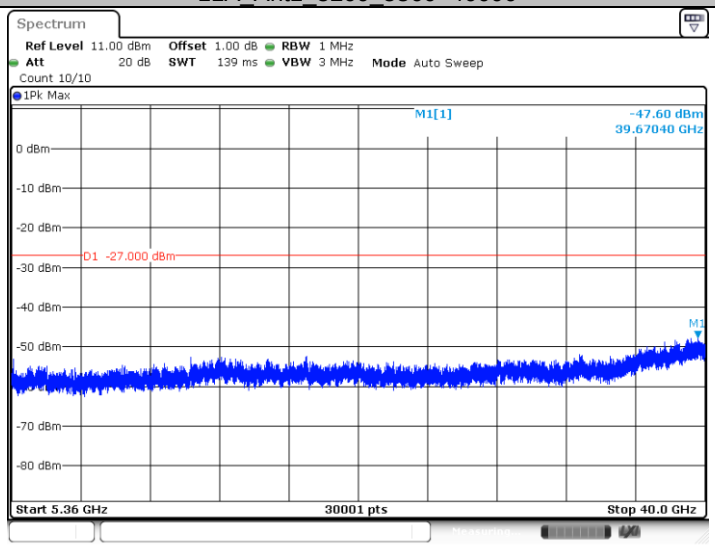

Date: 4.DEC.2020 10:48:43

11A_Ant1_5280_30~5140

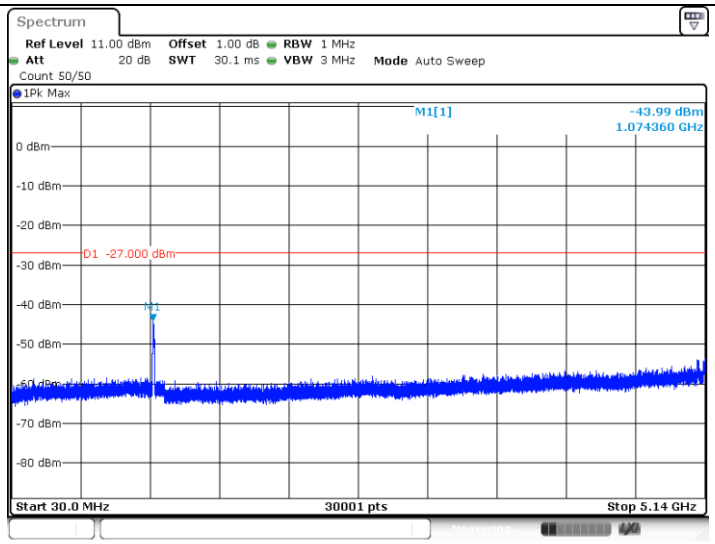

Date: 4.DEC.2020 10:50:24

11A_Ant1_5280_5360~40000

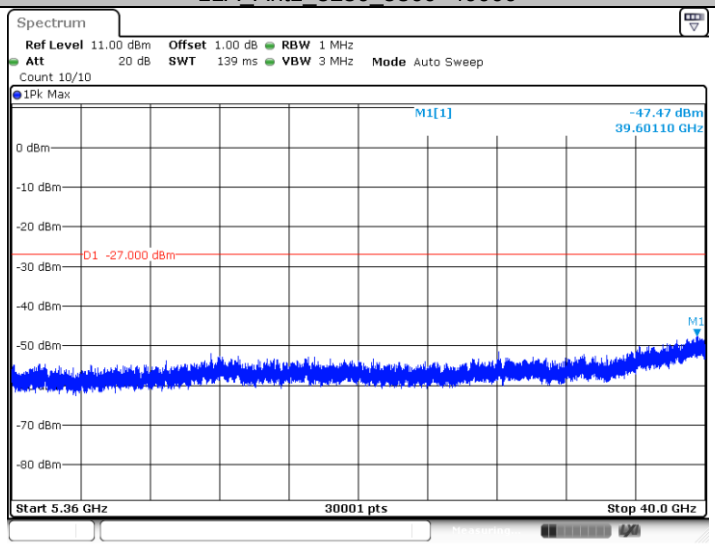

Date: 4.DEC.2020 10:50:29

11A_Ant1_5320_30~5140

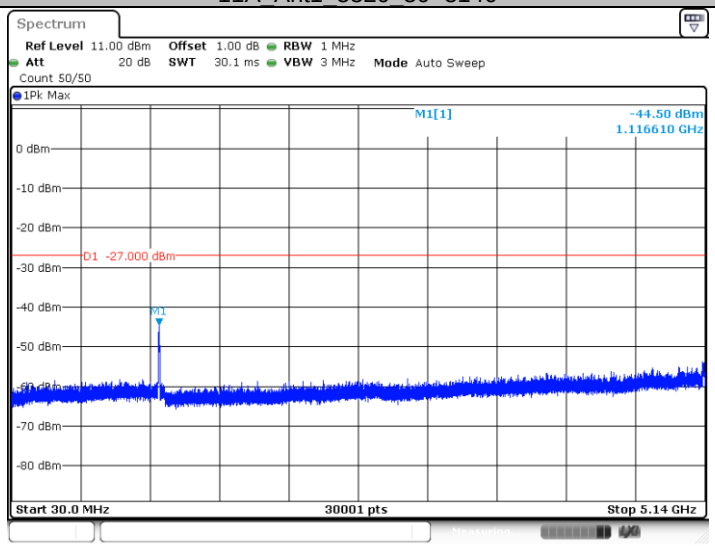

Date: 4.DEC.2020 10:52:31

11A_Ant1_5320_5360~40000

TÜV SÜD Certification and Testing (China) Co., Ltd. Shenzhen Branch
Building 12&13, Zhiheng Wisdomland Business Park, Nantou Checkpoint Road 2,
Nanshan District, Shenzhen City, 518052, P. R. China Tel. +86 755 8828 6998, Fax:
+86 755 8828 5299

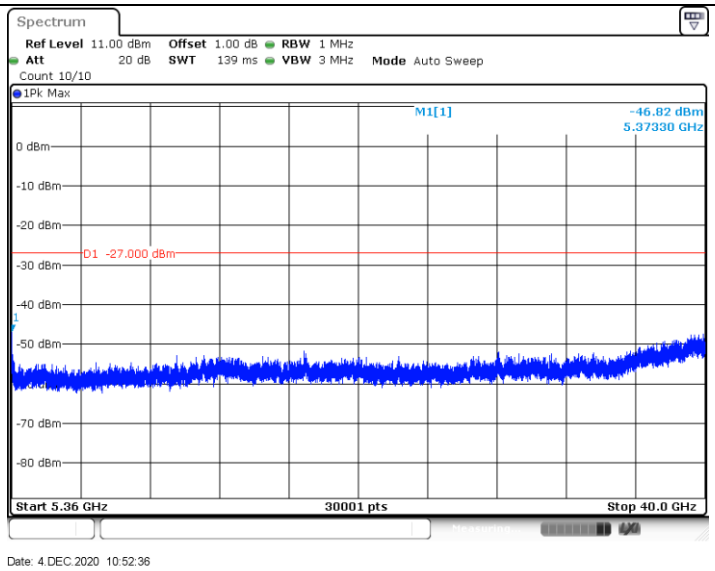

11A_Ant1_5500_30~5460

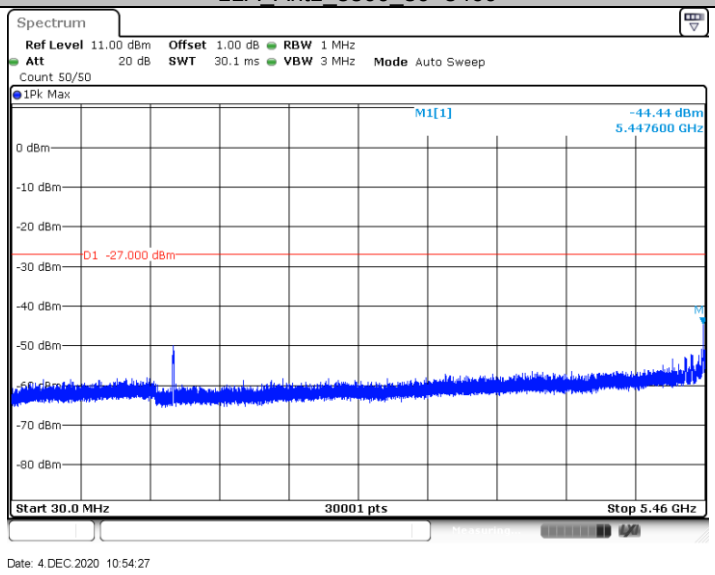

11A_Ant1_5500_5735~40000

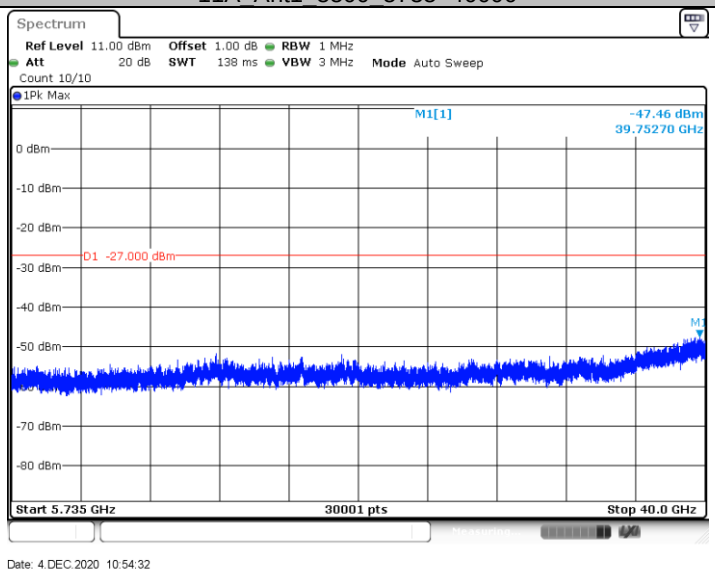

11A_Ant1_5580_30~5460

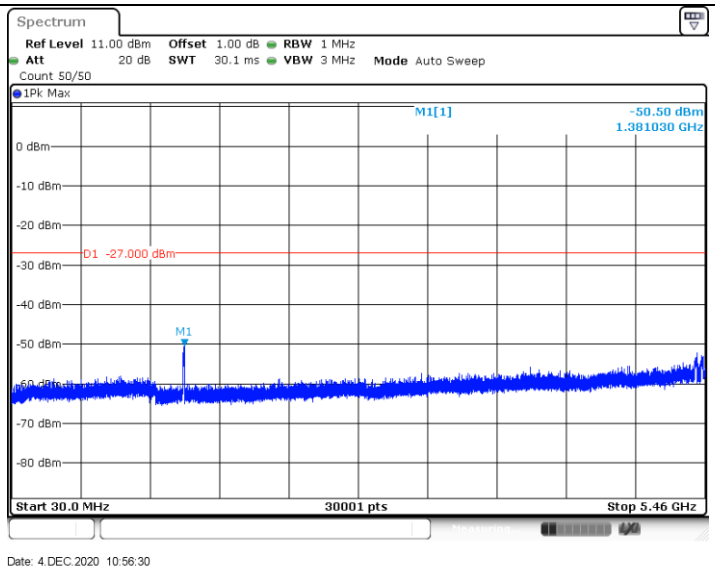

11A_Ant1_5580_5735~40000

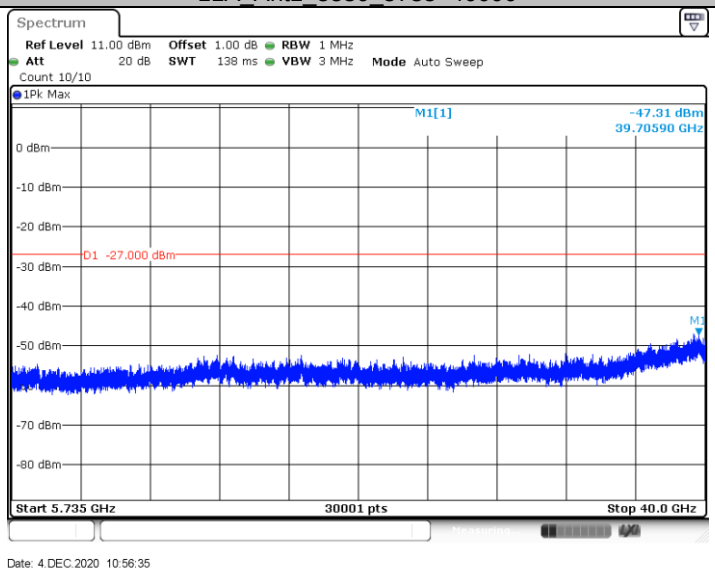

11A_Ant1_5700_30~5460

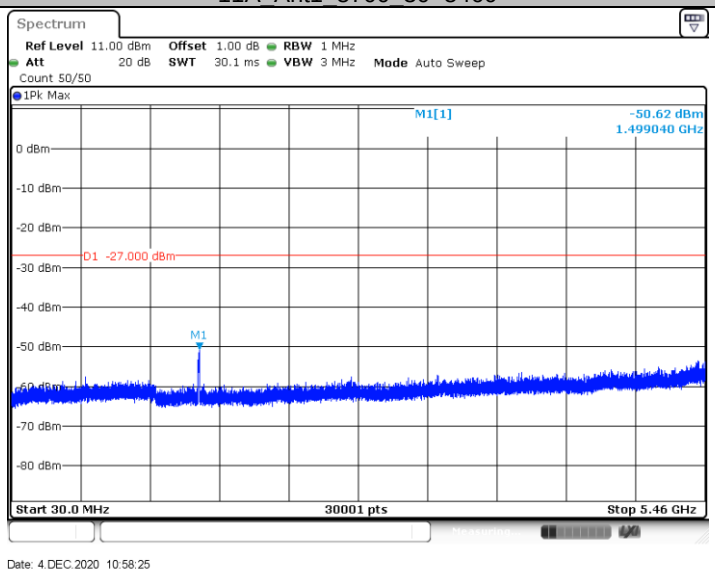

11A_Ant1_5700_5735~40000

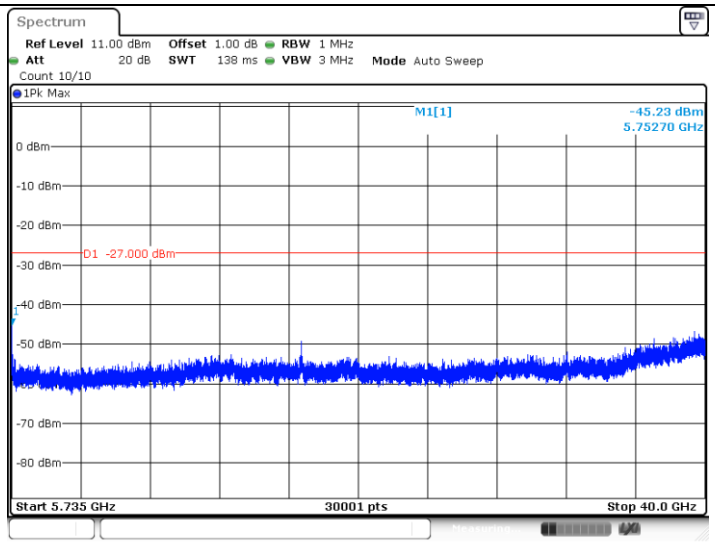

Date: 4.DEC.2020 10:58:30

11A_Ant1_5720_30~5460

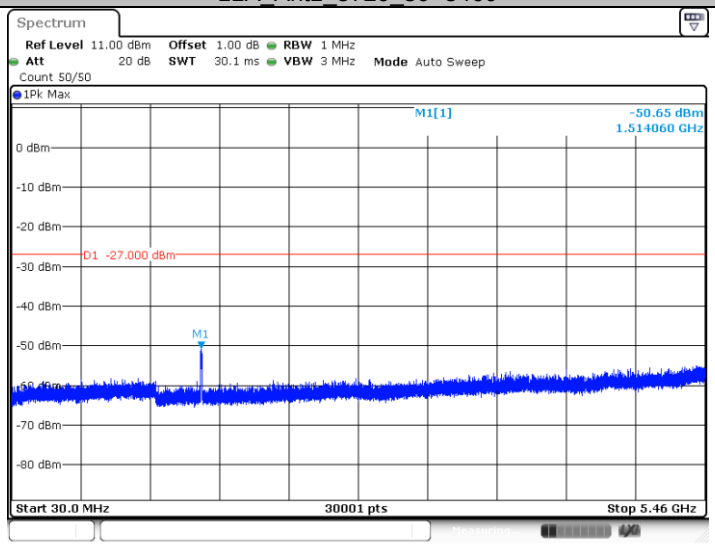

Date: 4.DEC.2020 11:00:57

11A_Ant1_5720_5925~40000

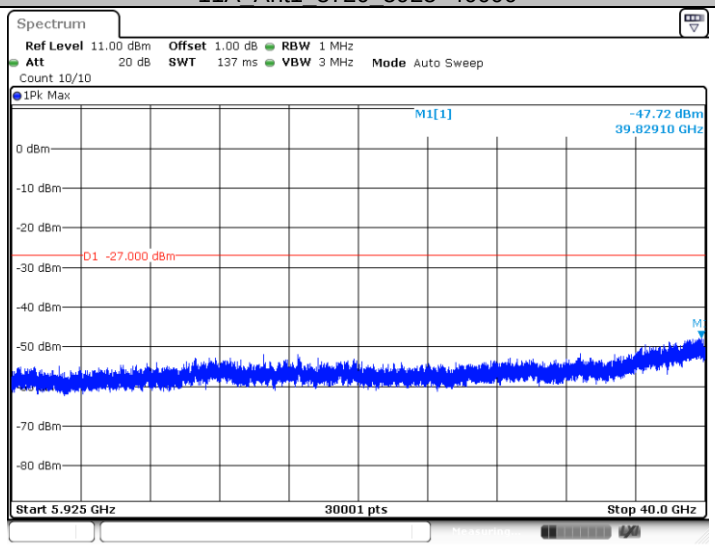

Date: 4.DEC.2020 11:01:02

11A_Ant1_5745_30~5650

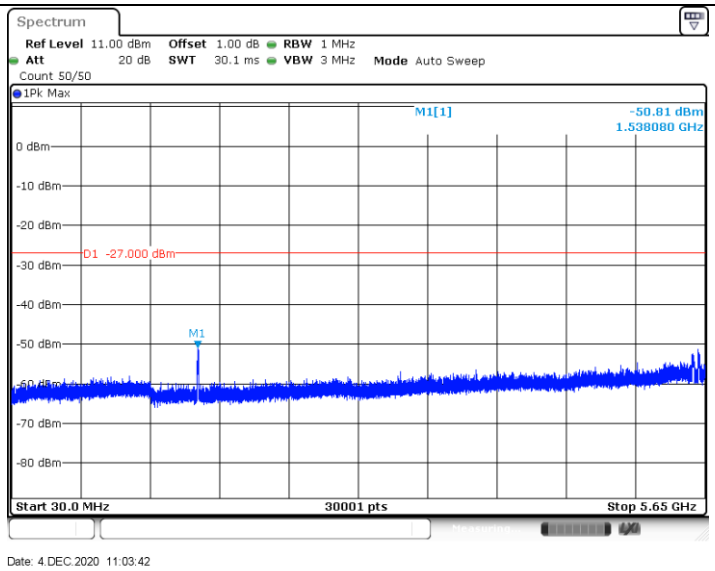

11A_Ant1_5745_5925~40000

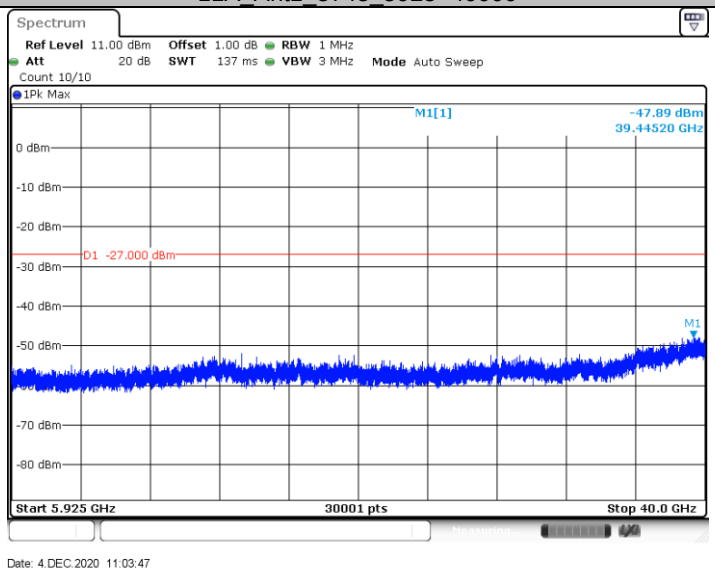

11A_Ant1_5785_30~5650

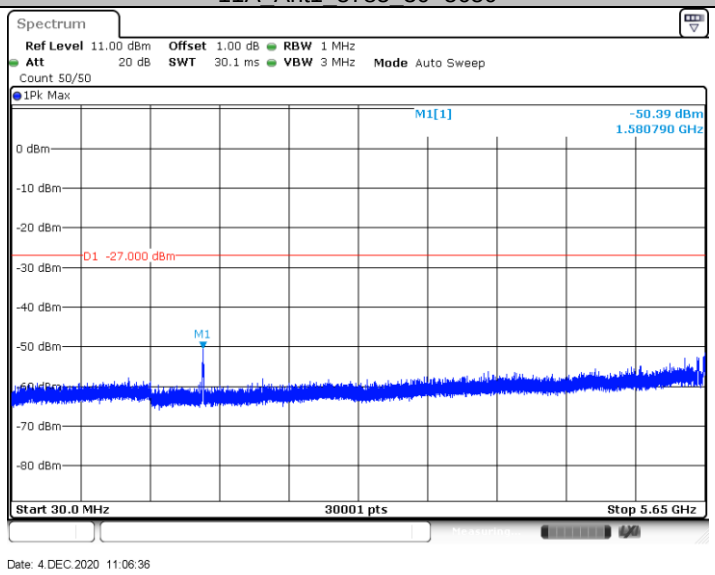

11A_Ant1_5785_5925~40000

TÜV SÜD Certification and Testing (China) Co., Ltd. Shenzhen Branch
Building 12&13, Zhiheng Wisdomland Business Park, Nantou Checkpoint Road 2,
Nanshan District, Shenzhen City, 518052, P. R. China Tel. +86 755 8828 6998, Fax:
+86 755 8828 5299

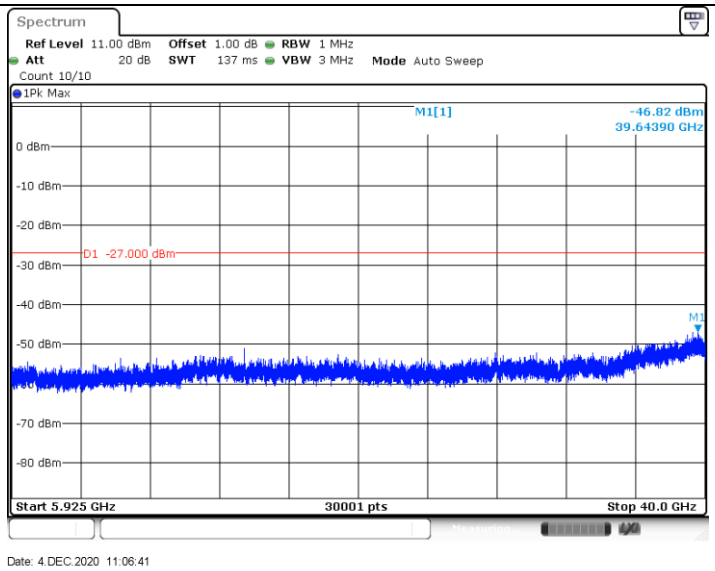

11A_Ant1_5825_30~5650

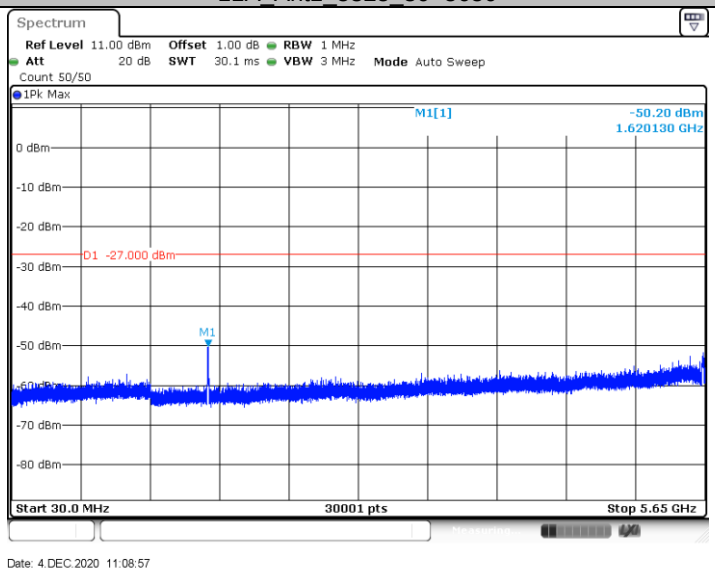

11A_Ant1_5825_5925~40000

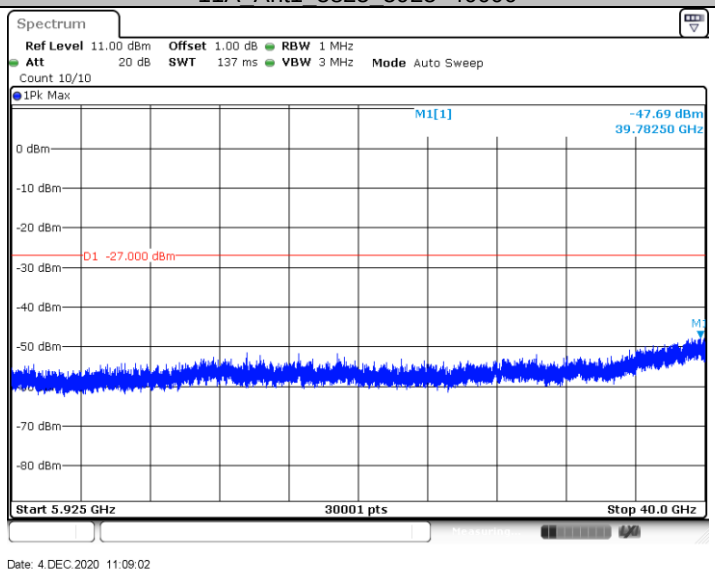

11N20SISO_Ant1_5180_30~5140

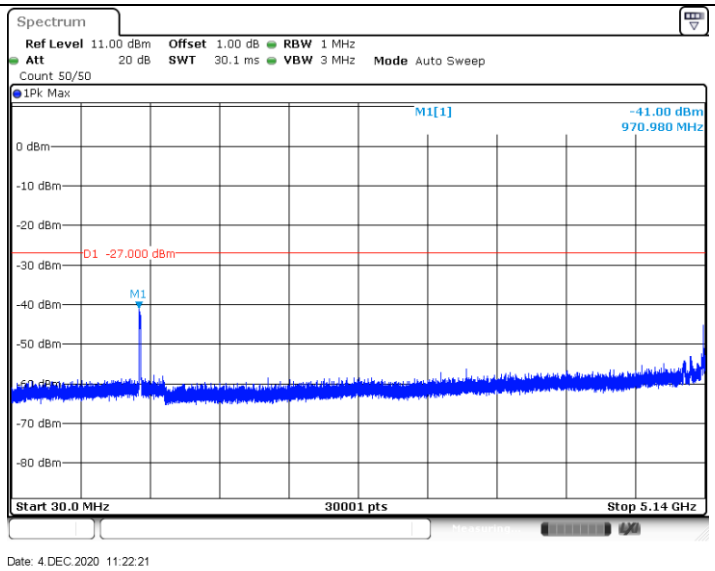

11N20SISO_Ant1_5180_5360~40000

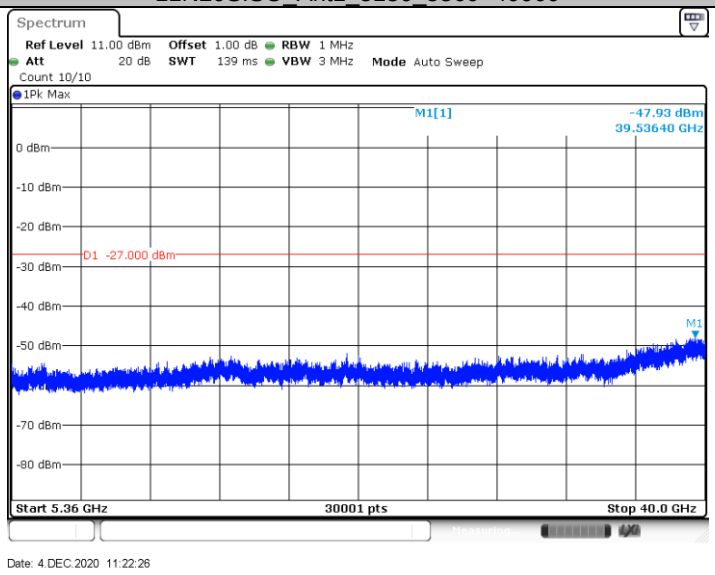

11N20SISO_Ant1_5200_30~5140

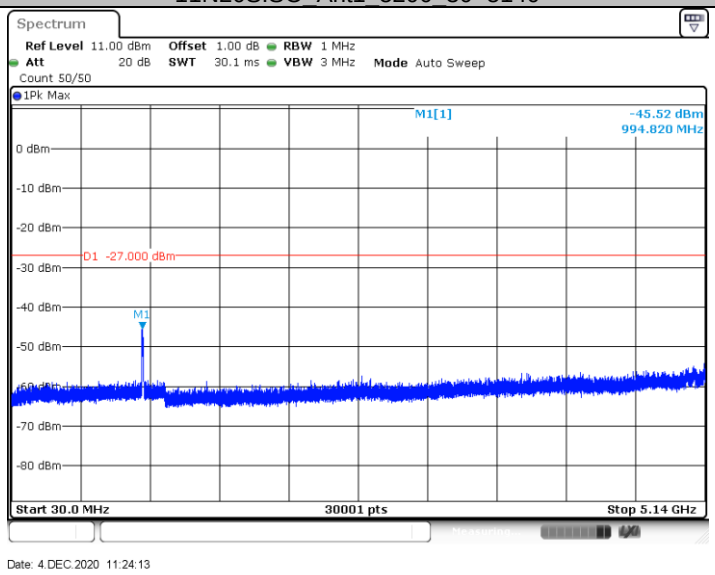

11N20SISO_Ant1_5200_5360~40000

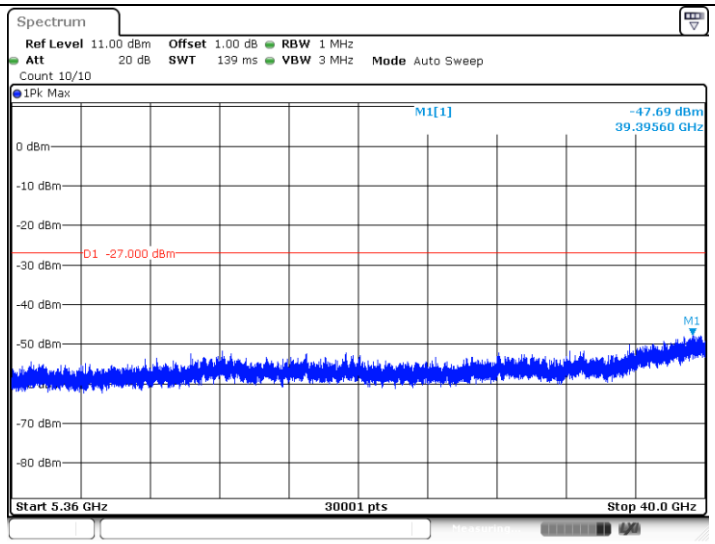

Date: 4.DEC.2020 11:24:18

11N20SISO_Ant1_5240_30~5140

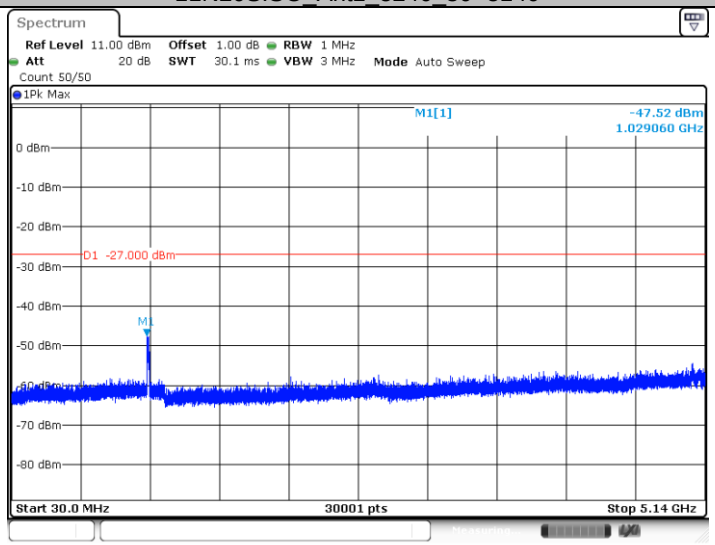

Date: 4.DEC.2020 11:26:00

11N20SISO_Ant1_5240_5360~40000

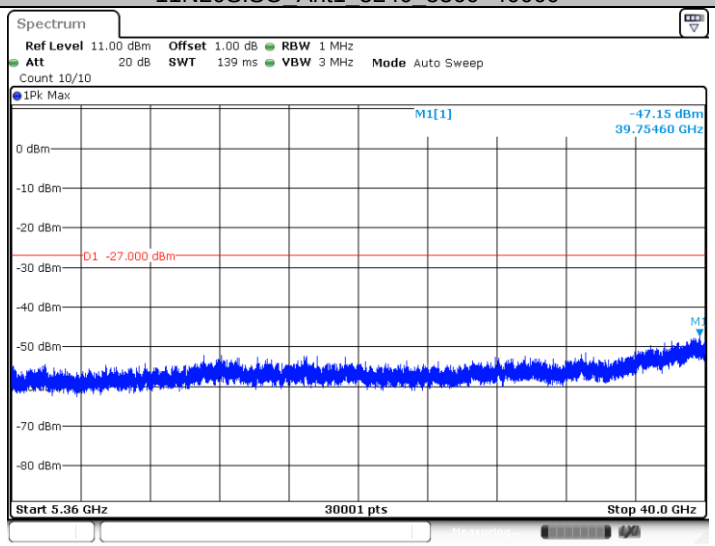

Date: 4.DEC.2020 11:26:05

11N20SISO_Ant1_5260_30~5140

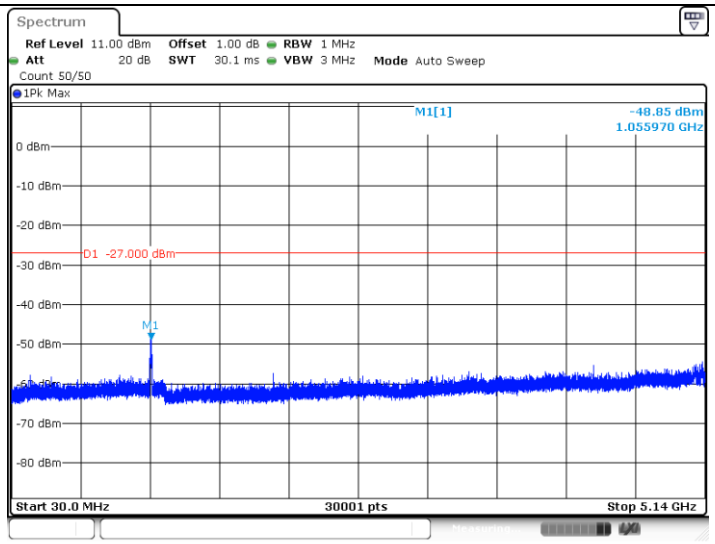

Date: 4.DEC.2020 11:27:45

11N20SISO_Ant1_5260_5360~40000

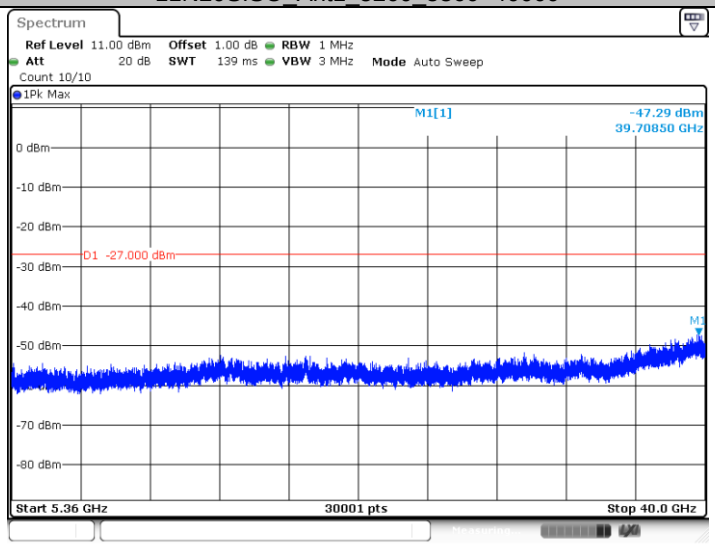

Date: 4.DEC.2020 11:27:50

11N20SISO_Ant1_5280_30~5140

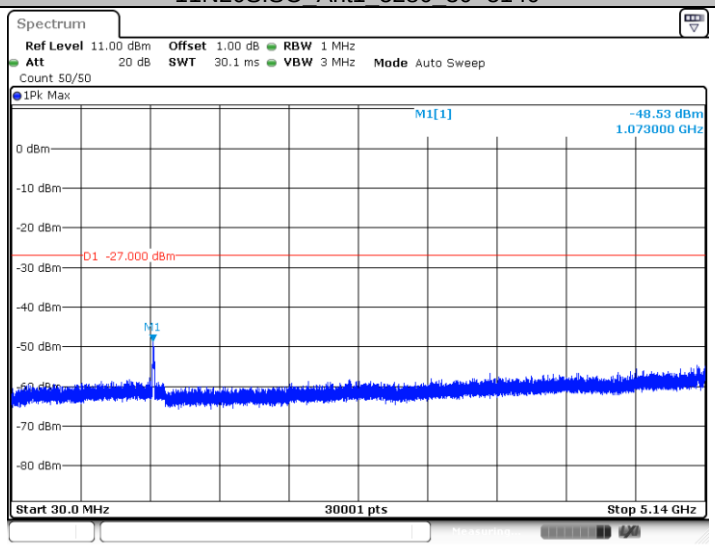

Date: 4.DEC.2020 11:29:39

11N20SISO_Ant1_5280_5360~40000