6. Radiated Emission Band Edge

6.1. Test Equipment

The following test equipments are used during the test:

Radiated Emission Band Edge / CB1

Instrument	Manufacturer	Model No.	Serial No	Next Cal. Date
Double Ridged Guide Horn Antenna	Schwarzbeck	BBHA 9120	D743	2017/01/14
Spectrum Analyzer	Agilent	E4440A	MY46187335	2016/12/24
k Type Cable	Huber+Suhner	SF 102	25623/2	2017/01/11
Signal & Spectrum Analyzer	R&S	FSV40	101049	2017/01/05

Note: All equipments that need to calibrate are with calibration period of 1 year.

6.2. Test Setup

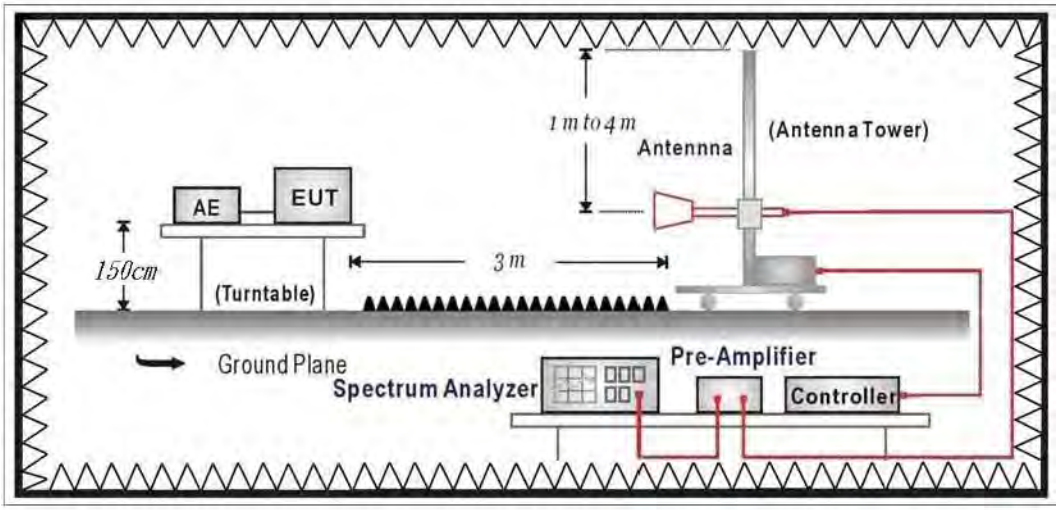

6.3. Limits

Emissions radiated outside of the specified frequency bands, except for harmonics, shall be attenuated by at least 20dB below the level of the fundamental or to the general radiated emission limits in paragraph 15.209, whichever is the lesser attenuation.

6.4. Test Procedure

The EUT was setup according to ANSI C63.10:2013 and tested according to DTS test procedure of KDB558074 v03r05 for compliance to FCC 47CFR 15.247 requirements.
The EUT and its simulators are placed on a turn table which is 1.5 meter above ground.
The turn table can rotate 360 degrees to determine the position of the maximum emission level. The EUT was positioned such that the distance from antenna to the EUT was 3 meters.
The antenna can move up and down between 1 meter and 4 meters to find out the maximum emission level.
Both horizontal and vertical polarization of the antenna are set on measurement. In order to find the maximum emission, all of the interface cables must be manipulated according to ANSI C63.10:2013 on radiated measurement.

6.5. Test Specification

According to FCC Part 15 Subpart C Paragraph 15.247: 2015

6.6. Uncertainty

The measurement uncertainty
± 3.9 dB above 1GHz

6.7. Test Result

Site : CB1	**Time : 2016/08/23 - 18:03**
Limit : FCC_SpartC_15.209_03M_PK	**Margin : 6**
Probe : CB1_FCC_EFS_1-18G_H2 - HORIZONTAL	**Power : AC 120V/60Hz**
EUT : Dual-Band Wireless-AC PCI-E Adapter	**Note : Mode 1: Transmit_SISO Mode 802.11b_2412MHz_Ant 0**

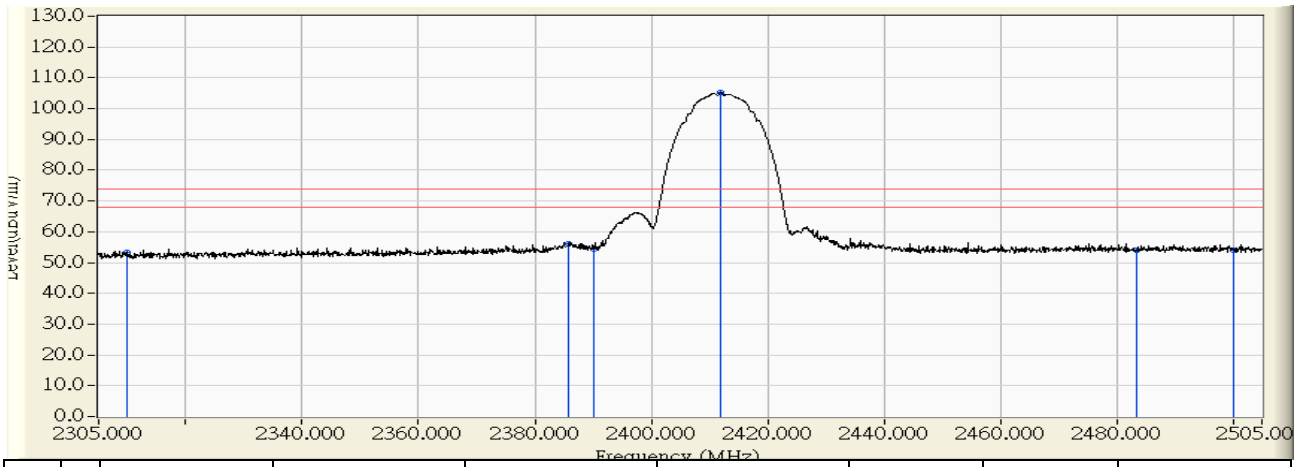

		Frequency (MHz)	Correct Factor (dB)	Reading Level (dBuV)	Measure Level (dBuV/m)	Margin (dB)	Limit (dBuV/m)	Detector Type
1		2310.000	28.130	25.244	53.374	-20.626	74.000	PEAK
2		2385.800	28.891	27.244	56.135	-17.865	74.000	PEAK
3		2390.000	28.933	25.264	54.197	-19.803	74.000	PEAK
4	*	2412.000	29.154	76.159	105.313	31.313	74.000	PEAK
5		2483.500	29.829	24.106	53.935	-20.065	74.000	PEAK
6		2500.000	29.826	24.145	53.970	-20.030	74.000	PEAK

Note:

1. All readings above 1GHz are performed with peak and/or average measurements as necessary.
2. Peak measurements: RBW = 1MHz, VBW = 3 MHz, Sweep: Auto.
3. Average measurements: RBW = 1MHz, VBW = 10 Hz, Sweep: Auto.
4. “ * ”, means this data is the worst emission level.
5. Measurement Level = Reading Level + Correct Factor.
6. The average measurement was not performed when the peak measured data under the limit of average detection.

Site : CB1	**Time : 2016/08/23 - 18:04**
Limit : FCC_SpartC_15.209_03M_AV	**Margin : 6**
Probe : CB1_FCC_EFS_1-18G_H2 - HORIZONTAL	**Power : AC 120V/60Hz**
EUT : Dual-Band Wireless-AC PCI-E Adapter	**Note : Mode 1: Transmit_SISO Mode 802.11b_2412MHz_Ant 0**

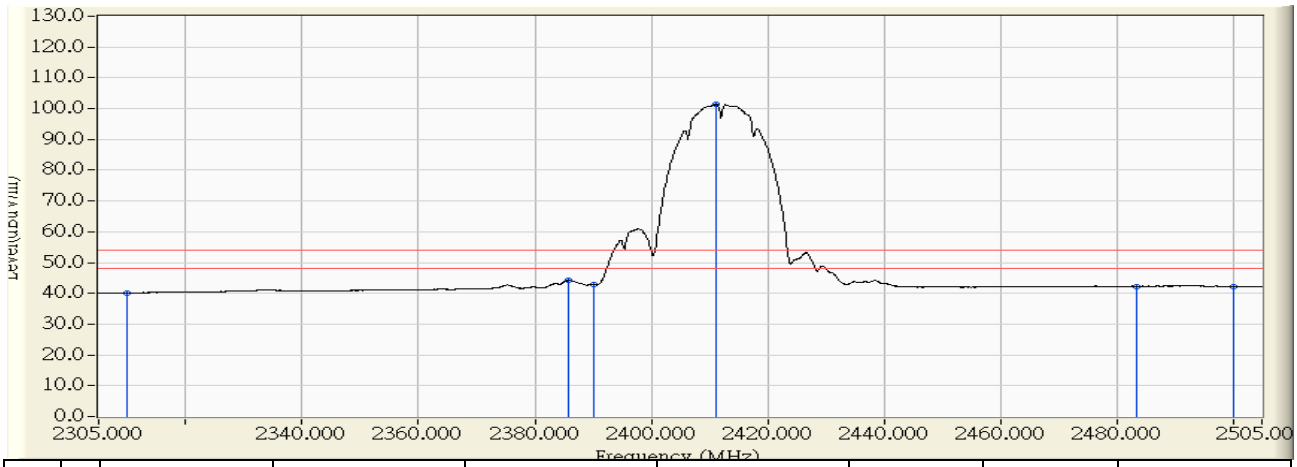

		Frequency (MHz)	Correct Factor (dB)	Reading Level (dBuV)	Measure Level (dBuV/m)	Margin (dB)	Limit (dBuV/m)	Detector Type
1		2310.000	28.130	12.068	40.198	-13.802	54.000	AVERAGE
2		2385.700	28.890	15.269	44.159	-9.841	54.000	AVERAGE
3		2390.000	28.933	13.925	42.858	-11.142	54.000	AVERAGE
4	*	2411.200	29.146	72.443	101.589	47.589	54.000	AVERAGE
5		2483.500	29.829	12.507	42.336	-11.664	54.000	AVERAGE
6		2500.000	29.826	12.414	42.239	-11.761	54.000	AVERAGE

Note:

1. All readings above 1GHz are performed with peak and/or average measurements as necessary.
2. Peak measurements: RBW = 1MHz, VBW = 3 MHz, Sweep: Auto.
3. Average measurements: RBW = 1MHz, VBW = 10 Hz, Sweep: Auto.
4. “ * ”, means this data is the worst emission level.
5. Measurement Level = Reading Level + Correct Factor.
6. The average measurement was not performed when the peak measured data under the limit of average detection.

Site : CB1	**Time : 2016/08/23 - 17:55**
Limit : FCC_SpartC_15.209_03M_PK	**Margin : 6**
Probe : CB1_FCC_EFS_1-18G_H2 - VERTICAL	**Power : AC 120V/60Hz**
EUT : Dual-Band Wireless-AC PCI-E Adapter	**Note : Mode 1: Transmit_SISO Mode 802.11b_2412MHz_Ant 0**

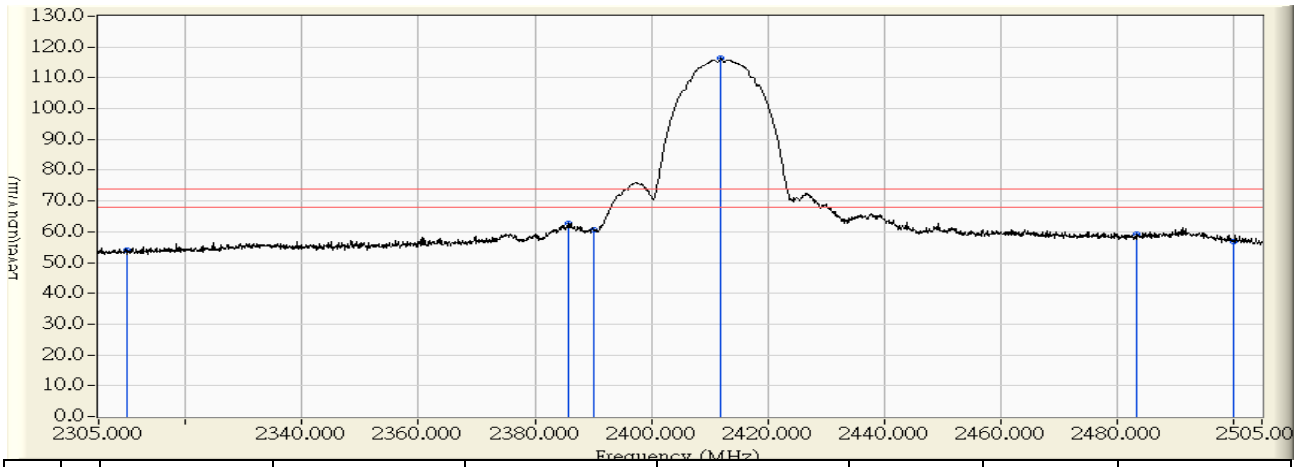

		Frequency (MHz)	Correct Factor (dB)	Reading Level (dBuV)	Measure Level (dBuV/m)	Margin (dB)	Limit (dBuV/m)	Detector Type
1		2310.000	28.784	25.259	54.043	-19.957	74.000	PEAK
2		2385.700	29.696	32.956	62.651	-11.349	74.000	PEAK
3		2390.000	29.747	30.784	60.531	-13.469	74.000	PEAK
4	*	2412.000	30.012	86.227	116.239	42.239	74.000	PEAK
5		2483.500	30.830	28.277	59.107	-14.893	74.000	PEAK
6		2500.000	30.860	25.963	56.822	-17.178	74.000	PEAK

Note:

1. All readings above 1GHz are performed with peak and/or average measurements as necessary.
2. Peak measurements: RBW = 1MHz, VBW = 3 MHz, Sweep: Auto.
3. Average measurements: RBW = 1MHz, VBW = 10 Hz, Sweep: Auto.
4. “ * ”, means this data is the worst emission level.
5. Measurement Level = Reading Level + Correct Factor.
6. The average measurement was not performed when the peak measured data under the limit of average detection.

Site : CB1	**Time : 2016/08/23 - 17:55**
Limit : FCC_SpartC_15.209_03M_AV	**Margin : 6**
Probe : CB1_FCC_EFS_1-18G_H2 - VERTICAL	**Power : AC 120V/60Hz**
EUT : Dual-Band Wireless-AC PCI-E Adapter	**Note : Mode 1: Transmit_SISO Mode 802.11b_2412MHz_Ant 0**

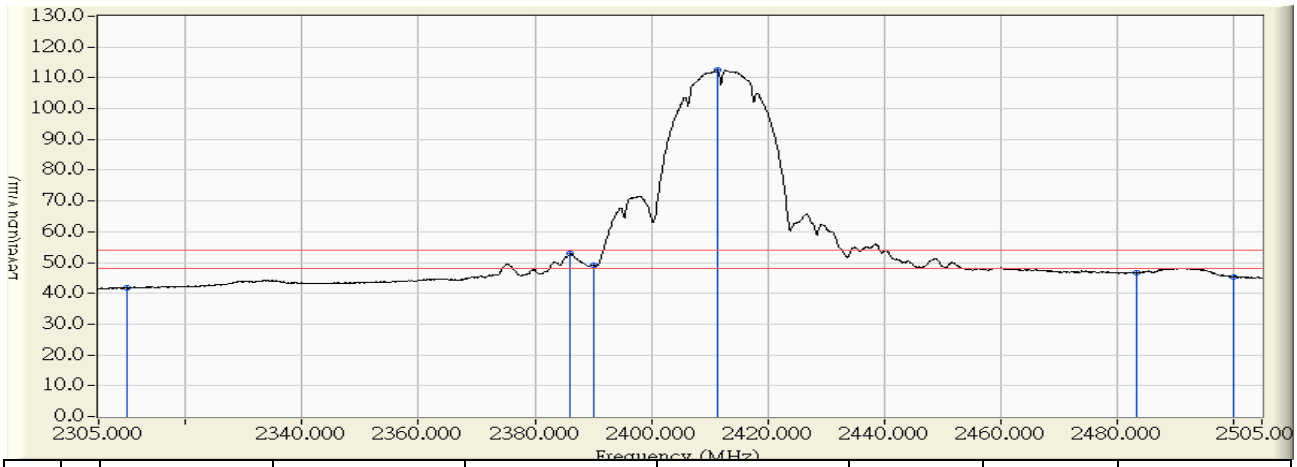

		Frequency (MHz)	Correct Factor (dB)	Reading Level (dBuV)	Measure Level (dBuV/m)	Margin (dB)	Limit (dBuV/m)	Detector Type
1		2310.000	28.784	12.882	41.666	-12.334	54.000	AVERAGE
2		2386.100	29.700	23.252	52.952	-1.048	54.000	AVERAGE
3		2390.000	29.747	19.513	49.260	-4.740	54.000	AVERAGE
4	*	2411.300	30.004	82.521	112.525	58.525	54.000	AVERAGE
5		2483.500	30.830	15.847	46.677	-7.323	54.000	AVERAGE
6		2500.000	30.860	14.327	45.186	-8.814	54.000	AVERAGE

Note:

1. All readings above 1GHz are performed with peak and/or average measurements as necessary.
2. Peak measurements: RBW = 1MHz, VBW = 3 MHz, Sweep: Auto.
3. Average measurements: RBW = 1MHz, VBW = 10 Hz, Sweep: Auto.
4. “ * ”, means this data is the worst emission level.
5. Measurement Level = Reading Level + Correct Factor.
6. The average measurement was not performed when the peak measured data under the limit of average detection.

Site : CB1	**Time : 2016/08/23 - 18:37**
Limit : FCC_SpartC_15.209_03M_PK	**Margin : 6**
Probe : CB1_FCC_EFS_1-18G_H2 - HORIZONTAL	**Power : AC 120V/60Hz**
EUT : Dual-Band Wireless-AC PCI-E Adapter	**Note : Mode 1: Transmit_SISO Mode 802.11b_2437MHz_Ant 0**

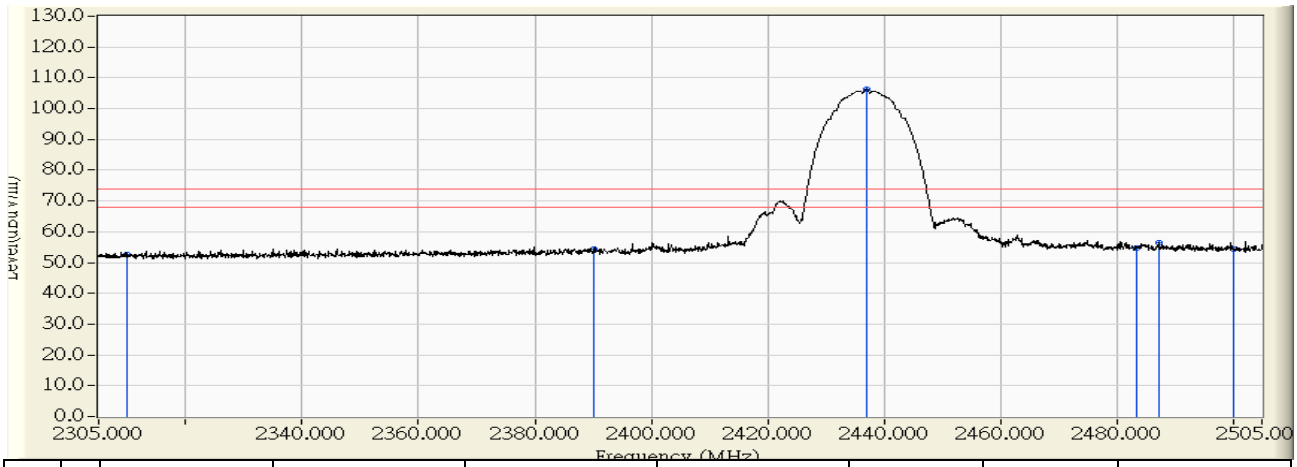

		Frequency (MHz)	Correct Factor (dB)	Reading Level (dBuV)	Measure Level (dBuV/m)	Margin (dB)	Limit (dBuV/m)	Detector Type
1		2310.000	28.130	24.552	52.682	-21.318	74.000	PEAK
2		2390.000	28.933	25.473	54.406	-19.594	74.000	PEAK
3	*	2437.000	29.405	76.869	106.274	32.274	74.000	PEAK
4		2483.500	29.829	24.972	54.801	-19.199	74.000	PEAK
5		2487.200	29.831	26.484	56.315	-17.685	74.000	PEAK
6		2500.000	29.826	24.554	54.379	-19.621	74.000	PEAK

Note:

1. All readings above 1GHz are performed with peak and/or average measurements as necessary.
2. Peak measurements: RBW = 1MHz, VBW = 3 MHz, Sweep: Auto.
3. Average measurements: RBW = 1MHz, VBW = 10 Hz, Sweep: Auto.
4. “ * ”, means this data is the worst emission level.
5. Measurement Level = Reading Level + Correct Factor.
6. The average measurement was not performed when the peak measured data under the limit of average detection.

Site : CB1	**Time : 2016/08/23 - 18:38**
Limit : FCC_SpartC_15.209_03M_AV	**Margin : 6**
Probe : CB1_FCC_EFS_1-18G_H2 - HORIZONTAL	**Power : AC 120V/60Hz**
EUT : Dual-Band Wireless-AC PCI-E Adapter	**Note : Mode 1: Transmit_SISO Mode 802.11b_2437MHz_Ant 0**

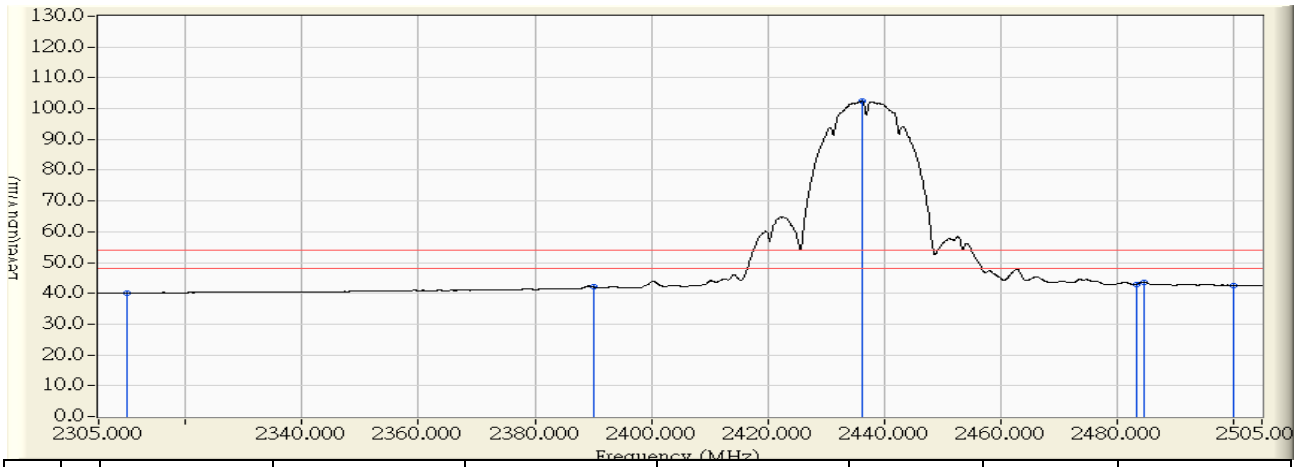

		Frequency (MHz)	Correct Factor (dB)	Reading Level (dBuV)	Measure Level (dBuV/m)	Margin (dB)	Limit (dBuV/m)	Detector Type
1		2310.000	28.130	12.048	40.178	-13.822	54.000	AVERAGE
2		2390.000	28.933	13.084	42.017	-11.983	54.000	AVERAGE
3	*	2436.200	29.397	73.146	102.543	48.543	54.000	AVERAGE
4		2483.500	29.829	13.196	43.025	-10.975	54.000	AVERAGE
5		2484.700	29.830	13.823	43.653	-10.347	54.000	AVERAGE
6		2500.000	29.826	12.710	42.535	-11.465	54.000	AVERAGE

Note:

1. All readings above 1GHz are performed with peak and/or average measurements as necessary.
2. Peak measurements: RBW = 1MHz, VBW = 3 MHz, Sweep: Auto.
3. Average measurements: RBW = 1MHz, VBW = 10 Hz, Sweep: Auto.
4. “ * ”, means this data is the worst emission level.
5. Measurement Level = Reading Level + Correct Factor.
6. The average measurement was not performed when the peak measured data under the limit of average detection.

Site : CB1	**Time : 2016/08/23 - 18:31**
Limit : FCC_SpartC_15.209_03M_PK	**Margin : 6**
Probe : CB1_FCC_EFS_1-18G_H2 - VERTICAL	**Power : AC 120V/60Hz**
EUT : Dual-Band Wireless-AC PCI-E Adapter	**Note : Mode 1: Transmit_SISO Mode 802.11b_2437MHz_Ant 0**

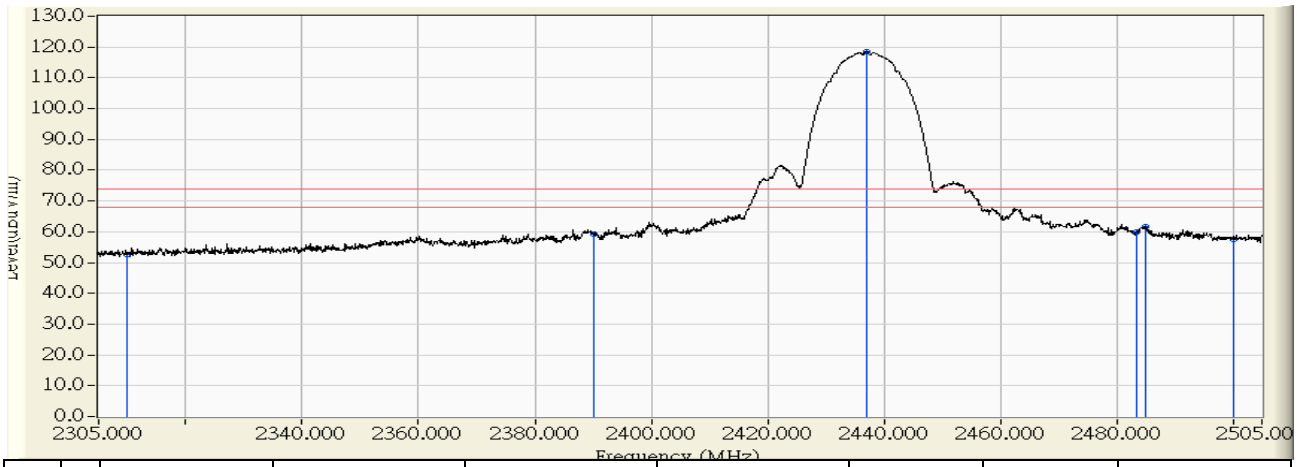

		Frequency (MHz)	Correct Factor (dB)	Reading Level (dBuV)	Measure Level (dBuV/m)	Margin (dB)	Limit (dBuV/m)	Detector Type
1		2310.000	28.784	23.753	52.537	-21.463	74.000	PEAK
2		2390.000	29.747	29.499	59.246	-14.754	74.000	PEAK
3	*	2437.000	30.313	88.283	118.596	44.596	74.000	PEAK
4		2483.500	30.830	28.970	59.800	-14.200	74.000	PEAK
5		2484.900	30.833	30.971	61.805	-12.195	74.000	PEAK
6		2500.000	30.860	26.660	57.519	-16.481	74.000	PEAK

Note:

1. All readings above 1GHz are performed with peak and/or average measurements as necessary.
2. Peak measurements: RBW = 1MHz, VBW = 3 MHz, Sweep: Auto.
3. Average measurements: RBW = 1MHz, VBW = 10 Hz, Sweep: Auto.
4. “ * ”, means this data is the worst emission level.
5. Measurement Level = Reading Level + Correct Factor.
6. The average measurement was not performed when the peak measured data under the limit of average detection.

Site : CB1	**Time : 2016/08/23 - 18:31**
Limit : FCC_SpartC_15.209_03M_AV	**Margin : 6**
Probe : CB1_FCC_EFS_1-18G_H2 - VERTICAL	**Power : AC 120V/60Hz**
EUT : Dual-Band Wireless-AC PCI-E Adapter	**Note : Mode 1: Transmit_SISO Mode 802.11b_2437MHz_Ant 0**

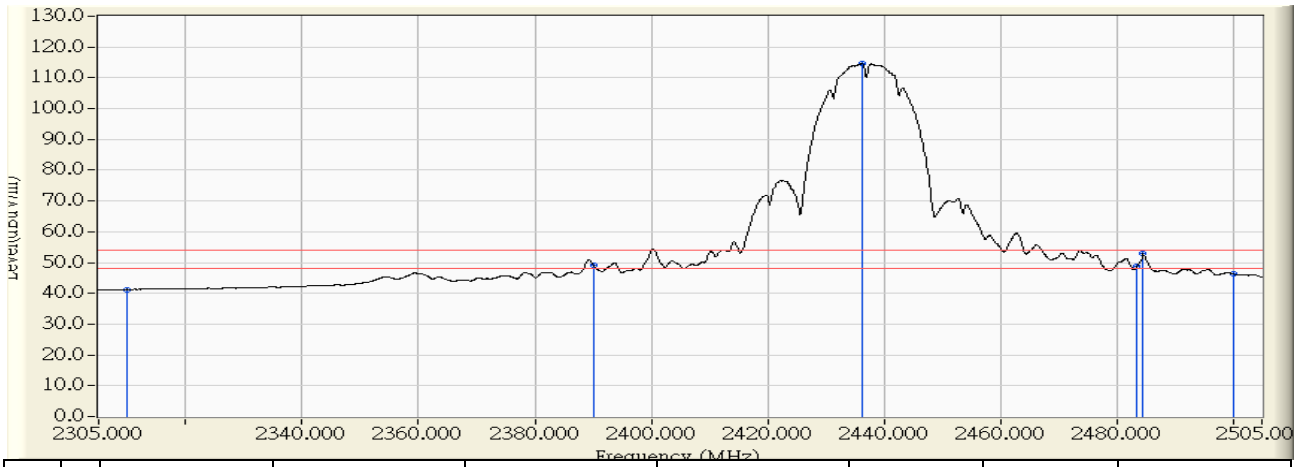

		Frequency (MHz)	Correct Factor (dB)	Reading Level (dBuV)	Measure Level (dBuV/m)	Margin (dB)	Limit (dBuV/m)	Detector Type
1		2310.000	28.784	12.502	41.286	-12.714	54.000	AVERAGE
2		2390.000	29.747	19.549	49.296	-4.704	54.000	AVERAGE
3	*	2436.200	30.303	84.473	114.776	60.776	54.000	AVERAGE
4		2483.500	30.830	17.931	48.761	-5.239	54.000	AVERAGE
5		2484.500	30.833	22.018	52.851	-1.149	54.000	AVERAGE
6		2500.000	30.860	15.519	46.378	-7.622	54.000	AVERAGE

Note:

1. All readings above 1GHz are performed with peak and/or average measurements as necessary.
2. Peak measurements: RBW = 1MHz, VBW = 3 MHz, Sweep: Auto.
3. Average measurements: RBW = 1MHz, VBW = 10 Hz, Sweep: Auto.
4. “ * ”, means this data is the worst emission level.
5. Measurement Level = Reading Level + Correct Factor.
6. The average measurement was not performed when the peak measured data under the limit of average detection.

Site : CB1	**Time : 2016/08/23 - 19:12**
Limit : FCC_SpartC_15.209_03M_PK	**Margin : 6**
Probe : CB1_FCC_EFS_1-18G_H2 - HORIZONTAL	**Power : AC 120V/60Hz**
EUT : Dual-Band Wireless-AC PCI-E Adapter	**Note : Mode 1: Transmit_SISO Mode 802.11b_2462MHz_Ant 0**

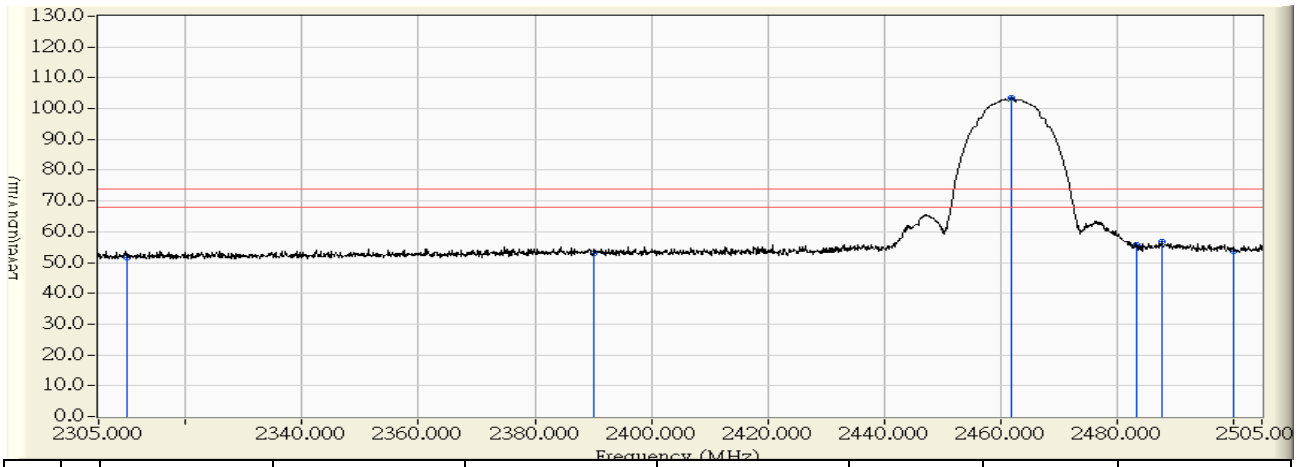

		Frequency (MHz)	Correct Factor (dB)	Reading Level (dBuV)	Measure Level (dBuV/m)	Margin (dB)	Limit (dBuV/m)	Detector Type
1		2310.000	28.130	23.480	51.610	-22.390	74.000	PEAK
2		2390.000	28.933	23.890	52.823	-21.177	74.000	PEAK
3	*	2462.000	29.656	73.853	103.509	29.509	74.000	PEAK
4		2483.500	29.829	25.909	55.738	-18.262	74.000	PEAK
5		2487.700	29.831	26.841	56.672	-17.328	74.000	PEAK
6		2500.000	29.826	23.712	53.537	-20.463	74.000	PEAK

Note:

1. All readings above 1GHz are performed with peak and/or average measurements as necessary.
2. Peak measurements: RBW = 1MHz, VBW = 3 MHz, Sweep: Auto.
3. Average measurements: RBW = 1MHz, VBW = 10 Hz, Sweep: Auto.
4. “ * ”, means this data is the worst emission level.
5. Measurement Level = Reading Level + Correct Factor.
6. The average measurement was not performed when the peak measured data under the limit of average detection.

Site : CB1	**Time : 2016/08/23 - 19:12**
Limit : FCC_SpartC_15.209_03M_AV	**Margin : 6**
Probe : CB1_FCC_EFS_1-18G_H2 - HORIZONTAL	**Power : AC 120V/60Hz**
EUT : Dual-Band Wireless-AC PCI-E Adapter	**Note : Mode 1: Transmit_SISO Mode 802.11b_2462MHz_Ant 0**

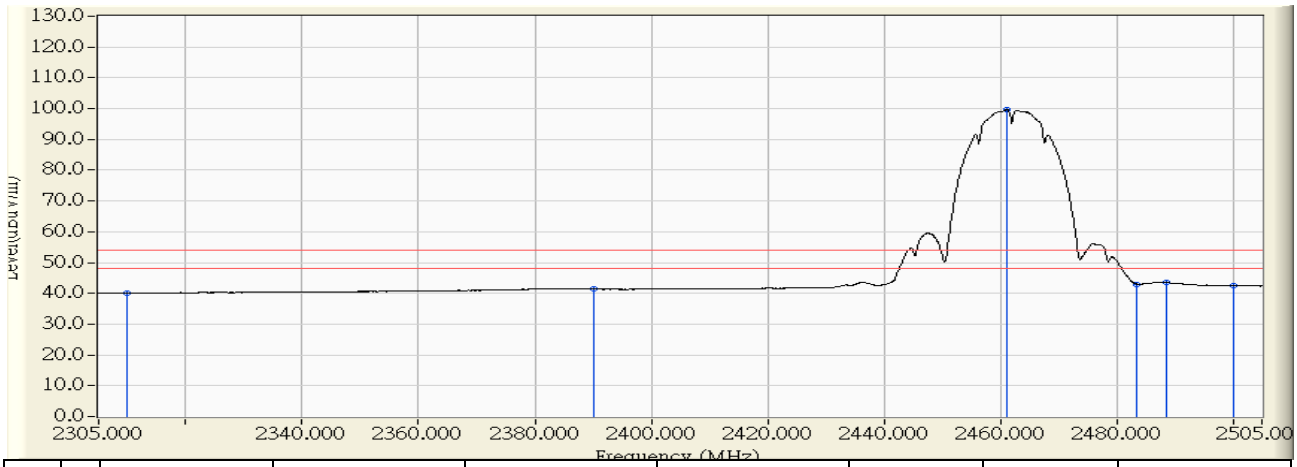

		Frequency (MHz)	Correct Factor (dB)	Reading Level (dBuV)	Measure Level (dBuV/m)	Margin (dB)	Limit (dBuV/m)	Detector Type
1		2310.000	28.130	12.028	40.158	-13.842	54.000	AVERAGE
2		2390.000	28.933	12.387	41.320	-12.680	54.000	AVERAGE
3	*	2461.200	29.649	70.115	99.763	45.763	54.000	AVERAGE
4		2483.500	29.829	13.212	43.041	-10.959	54.000	AVERAGE
5		2488.500	29.832	13.823	43.654	-10.346	54.000	AVERAGE
6		2500.000	29.826	12.590	42.415	-11.585	54.000	AVERAGE

Note:

1. All readings above 1GHz are performed with peak and/or average measurements as necessary.
2. Peak measurements: RBW = 1MHz, VBW = 3 MHz, Sweep: Auto.
3. Average measurements: RBW = 1MHz, VBW = 10 Hz, Sweep: Auto.
4. “ * ”, means this data is the worst emission level.
5. Measurement Level = Reading Level + Correct Factor.
6. The average measurement was not performed when the peak measured data under the limit of average detection.

Site : CB1	**Time : 2016/08/23 - 19:10**
Limit : FCC_SpartC_15.209_03M_PK	**Margin : 6**
Probe : CB1_FCC_EFS_1-18G_H2 - VERTICAL	**Power : AC 120V/60Hz**
EUT : Dual-Band Wireless-AC PCI-E Adapter	**Note : Mode 1: Transmit_SISO Mode 802.11b_2462MHz_Ant 0**

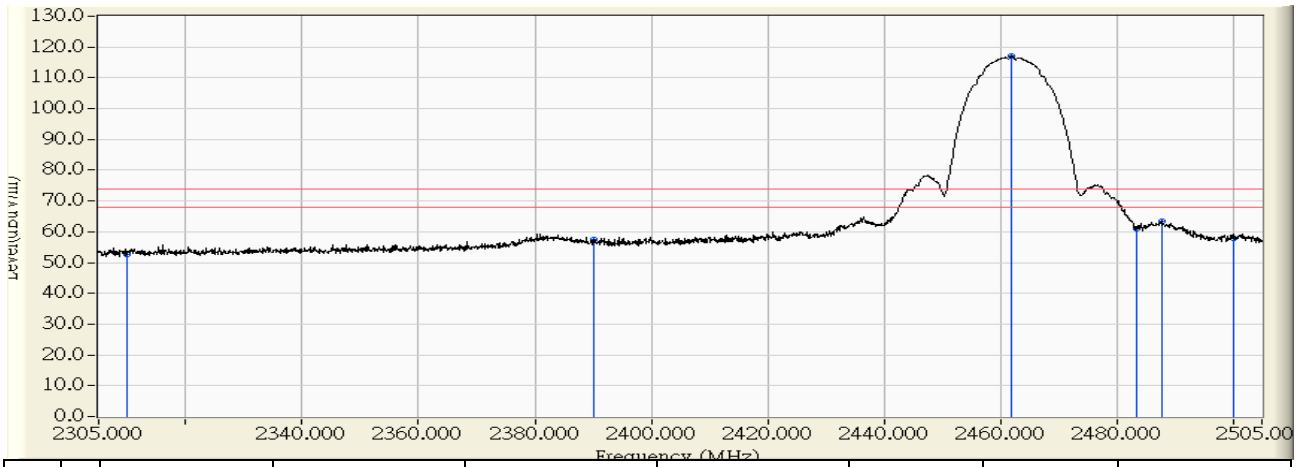

		Frequency (MHz)	Correct Factor (dB)	Reading Level (dBuV)	Measure Level (dBuV/m)	Margin (dB)	Limit (dBuV/m)	Detector Type
1		2310.000	28.784	23.829	52.613	-21.387	74.000	PEAK
2		2390.000	29.747	27.620	57.367	-16.633	74.000	PEAK
3	*	2462.000	30.614	86.490	117.104	43.104	74.000	PEAK
4		2483.500	30.830	30.331	61.161	-12.839	74.000	PEAK
5		2487.700	30.840	32.525	63.365	-10.635	74.000	PEAK
6		2500.000	30.860	27.067	57.926	-16.074	74.000	PEAK

Note:

1. All readings above 1GHz are performed with peak and/or average measurements as necessary.
2. Peak measurements: RBW = 1MHz, VBW = 3 MHz, Sweep: Auto.
3. Average measurements: RBW = 1MHz, VBW = 10 Hz, Sweep: Auto.
4. “ * ”, means this data is the worst emission level.
5. Measurement Level = Reading Level + Correct Factor.
6. The average measurement was not performed when the peak measured data under the limit of average detection.

Site : CB1	**Time : 2016/08/23 - 19:10**
Limit : FCC_SpartC_15.209_03M_AV	**Margin : 6**
Probe : CB1_FCC_EFS_1-18G_H2 - VERTICAL	**Power : AC 120V/60Hz**
EUT : Dual-Band Wireless-AC PCI-E Adapter	**Note : Mode 1: Transmit_SISO Mode 802.11b_2462MHz_Ant 0**

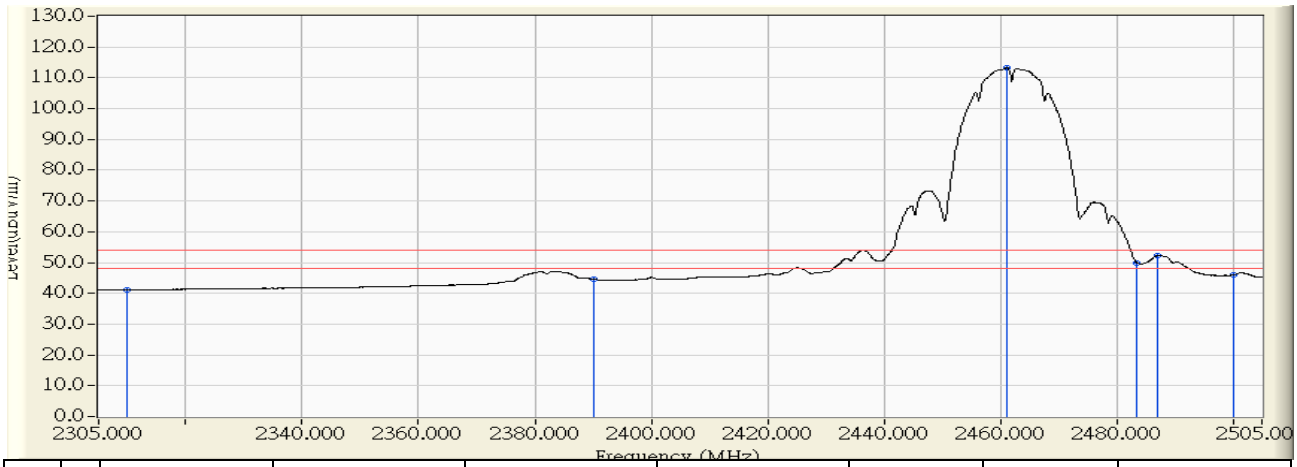

		Frequency (MHz)	Correct Factor (dB)	Reading Level (dBuV)	Measure Level (dBuV/m)	Margin (dB)	Limit (dBuV/m)	Detector Type
1		2310.000	28.784	12.300	41.084	-12.916	54.000	AVERAGE
2		2390.000	29.747	14.864	44.611	-9.389	54.000	AVERAGE
3	*	2461.200	30.605	82.736	113.340	59.340	54.000	AVERAGE
4		2483.500	30.830	19.166	49.996	-4.004	54.000	AVERAGE
5		2487.100	30.839	21.553	52.392	-1.608	54.000	AVERAGE
6		2500.000	30.860	15.194	46.053	-7.947	54.000	AVERAGE

Note:

1. All readings above 1GHz are performed with peak and/or average measurements as necessary.
2. Peak measurements: RBW = 1MHz, VBW = 3 MHz, Sweep: Auto.
3. Average measurements: RBW = 1MHz, VBW = 10 Hz, Sweep: Auto.
4. “ * ”, means this data is the worst emission level.
5. Measurement Level = Reading Level + Correct Factor.
6. The average measurement was not performed when the peak measured data under the limit of average detection.

Site : CB1	**Time : 2016/08/23 - 19:30**
Limit : FCC_SpartC_15.209_03M_PK	**Margin : 6**
Probe : CB1_FCC_EFS_1-18G_H2 - HORIZONTAL	**Power : AC 120V/60Hz**
EUT : Dual-Band Wireless-AC PCI-E Adapter	**Note : Mode 1: Transmit_SISO Mode 802.11b_2412MHz_Ant 1**

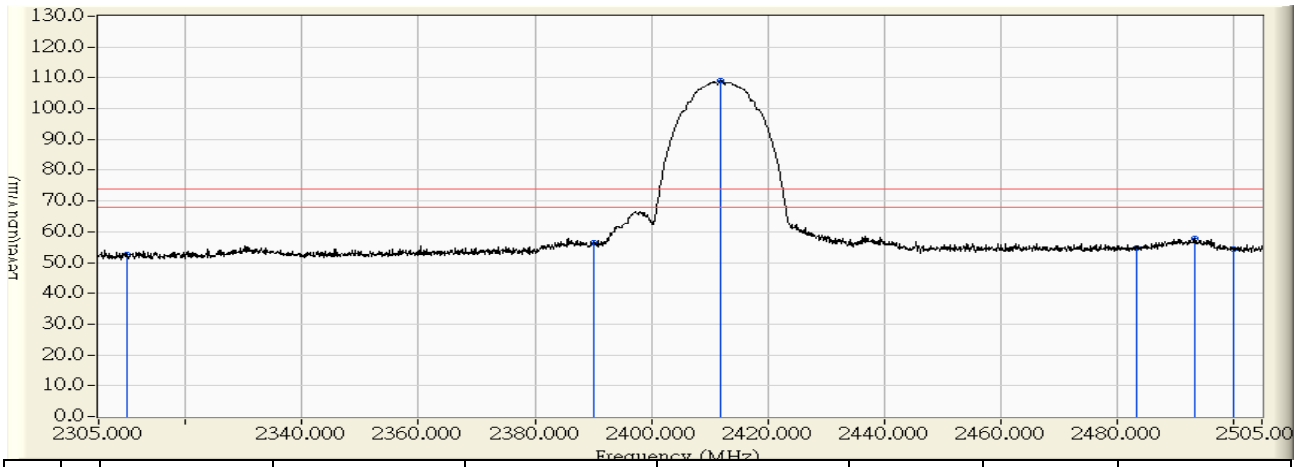

		Frequency (MHz)	Correct Factor (dB)	Reading Level (dBuV)	Measure Level (dBuV/m)	Margin (dB)	Limit (dBuV/m)	Detector Type
1		2310.000	28.130	24.435	52.565	-21.435	74.000	PEAK
2		2390.000	28.933	27.400	56.333	-17.667	74.000	PEAK
3	*	2412.000	29.154	79.949	109.103	35.103	74.000	PEAK
4		2483.500	29.829	24.933	54.762	-19.238	74.000	PEAK
5		2493.400	29.834	27.954	57.788	-16.212	74.000	PEAK
6		2500.000	29.826	24.376	54.201	-19.799	74.000	PEAK

Note:

1. All readings above 1GHz are performed with peak and/or average measurements as necessary.
2. Peak measurements: RBW = 1MHz, VBW = 3 MHz, Sweep: Auto.
3. Average measurements: RBW = 1MHz, VBW = 10 Hz, Sweep: Auto.
4. “ * ”, means this data is the worst emission level.
5. Measurement Level = Reading Level + Correct Factor.
6. The average measurement was not performed when the peak measured data under the limit of average detection.

Site : CB1	**Time : 2016/08/23 - 19:31**
Limit : FCC_SpartC_15.209_03M_AV	**Margin : 6**
Probe : CB1_FCC_EFS_1-18G_H2 - HORIZONTAL	**Power : AC 120V/60Hz**
EUT : Dual-Band Wireless-AC PCI-E Adapter	**Note : Mode 1: Transmit_SISO Mode 802.11b_2412MHz_Ant 1**

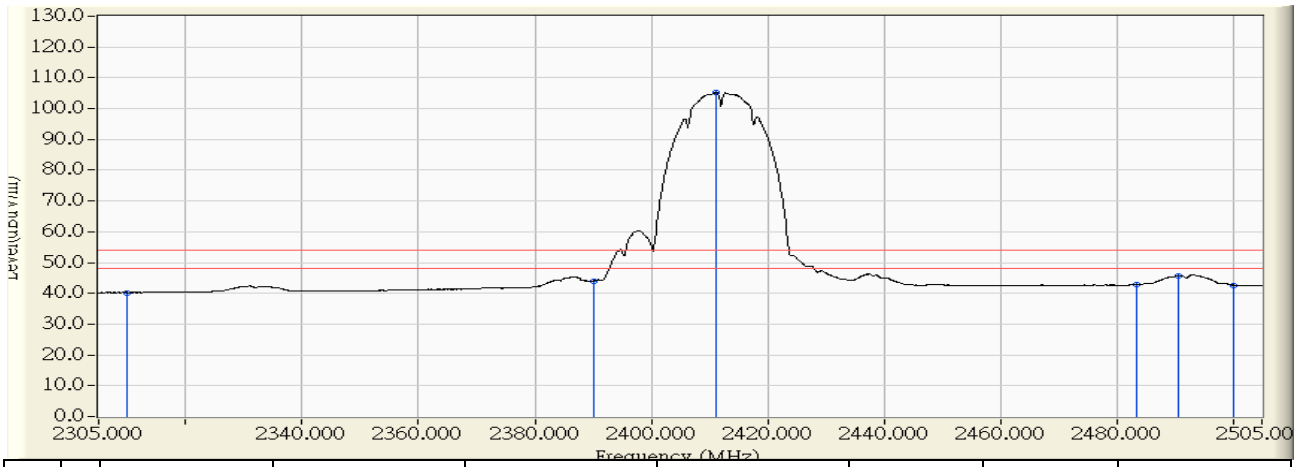

		Frequency (MHz)	Correct Factor (dB)	Reading Level (dBuV)	Measure Level (dBuV/m)	Margin (dB)	Limit (dBuV/m)	Detector Type
1		2310.000	28.130	12.108	40.238	-13.762	54.000	AVERAGE
2		2390.000	28.933	14.994	43.927	-10.073	54.000	AVERAGE
3	*	2411.200	29.146	76.235	105.381	51.381	54.000	AVERAGE
4		2483.500	29.829	12.969	42.798	-11.202	54.000	AVERAGE
5		2490.700	29.833	15.939	45.772	-8.228	54.000	AVERAGE
6		2500.000	29.826	12.869	42.694	-11.306	54.000	AVERAGE

Note:

1. All readings above 1GHz are performed with peak and/or average measurements as necessary.
2. Peak measurements: RBW = 1MHz, VBW = 3 MHz, Sweep: Auto.
3. Average measurements: RBW = 1MHz, VBW = 10 Hz, Sweep: Auto.
4. “ * ”, means this data is the worst emission level.
5. Measurement Level = Reading Level + Correct Factor.
6. The average measurement was not performed when the peak measured data under the limit of average detection.

Site : CB1	**Time : 2016/08/23 - 19:27**
Limit : FCC_SpartC_15.209_03M_PK	**Margin : 6**
Probe : CB1_FCC_EFS_1-18G_H2 - VERTICAL	**Power : AC 120V/60Hz**
EUT : Dual-Band Wireless-AC PCI-E Adapter	**Note : Mode 1: Transmit_SISO Mode 802.11b_2412MHz_Ant 1**

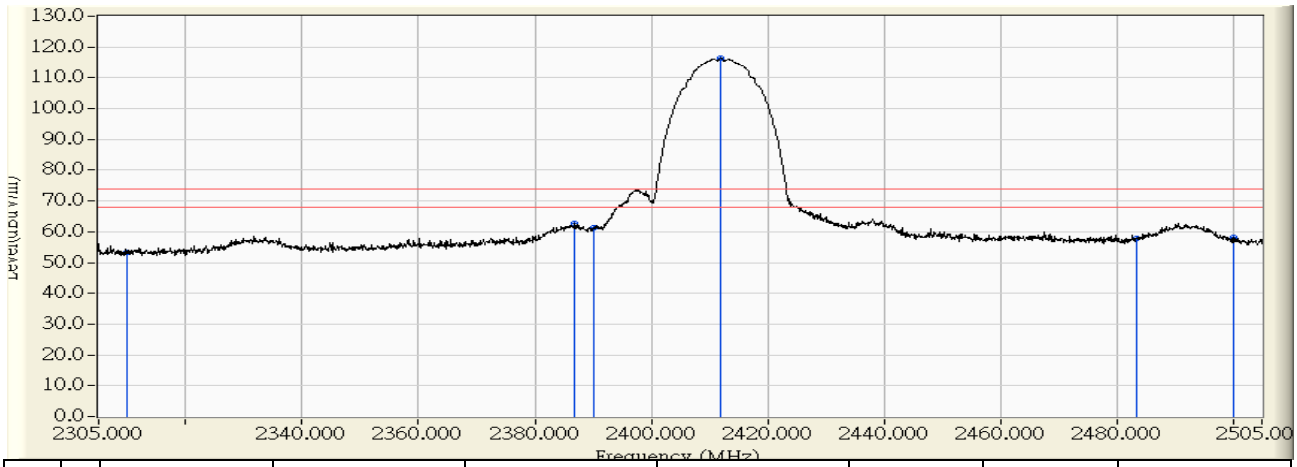

		Frequency (MHz)	Correct Factor (dB)	Reading Level (dBuV)	Measure Level (dBuV/m)	Margin (dB)	Limit (dBuV/m)	Detector Type
1		2310.000	28.784	24.690	53.474	-20.526	74.000	PEAK
2		2386.800	29.708	32.971	62.680	-11.320	74.000	PEAK
3		2390.000	29.747	31.539	61.286	-12.714	74.000	PEAK
4	*	2412.000	30.012	86.492	116.504	42.504	74.000	PEAK
5		2483.500	30.830	26.891	57.721	-16.279	74.000	PEAK
6		2500.000	30.860	27.393	58.252	-15.748	74.000	PEAK

Note:

1. All readings above 1GHz are performed with peak and/or average measurements as necessary.
2. Peak measurements: RBW = 1MHz, VBW = 3 MHz, Sweep: Auto.
3. Average measurements: RBW = 1MHz, VBW = 10 Hz, Sweep: Auto.
4. “ * ”, means this data is the worst emission level.
5. Measurement Level = Reading Level + Correct Factor.
6. The average measurement was not performed when the peak measured data under the limit of average detection.

Site : CB1	**Time : 2016/08/23 - 19:26**
Limit : FCC_SpartC_15.209_03M_AV	**Margin : 6**
Probe : CB1_FCC_EFS_1-18G_H2 - VERTICAL	**Power : AC 120V/60Hz**
EUT : Dual-Band Wireless-AC PCI-E Adapter	**Note : Mode 1: Transmit_SISO Mode 802.11b_2412MHz_Ant 1**

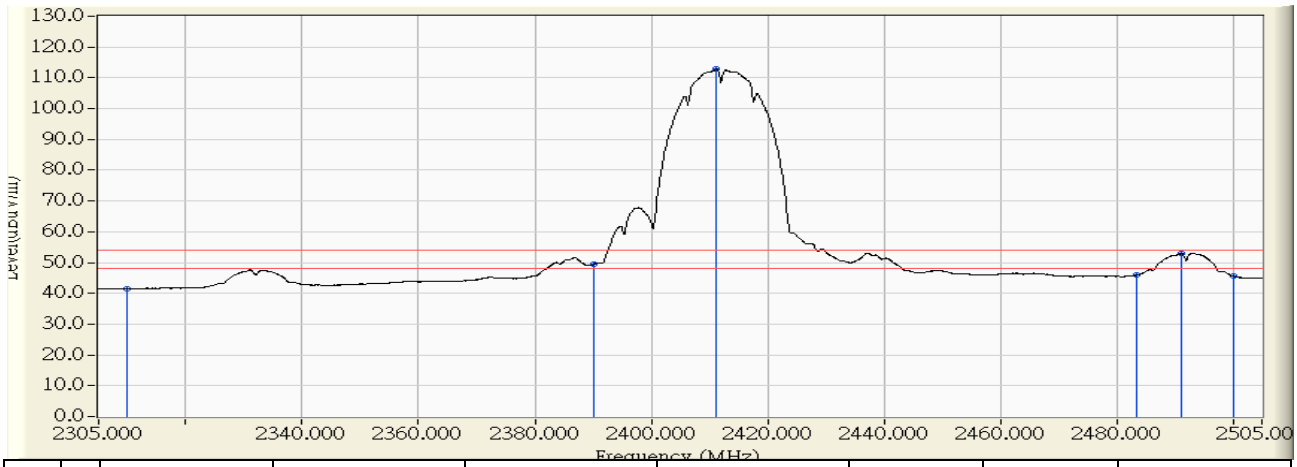

		Frequency (MHz)	Correct Factor (dB)	Reading Level (dBuV)	Measure Level (dBuV/m)	Margin (dB)	Limit (dBuV/m)	Detector Type
1		2310.000	28.784	12.788	41.572	-12.428	54.000	AVERAGE
2		2390.000	29.747	19.624	49.371	-4.629	54.000	AVERAGE
3	*	2411.200	30.002	82.798	112.800	58.800	54.000	AVERAGE
4		2483.500	30.830	15.128	45.958	-8.042	54.000	AVERAGE
5		2491.100	30.849	22.057	52.906	-1.094	54.000	AVERAGE
6		2500.000	30.860	14.862	45.721	-8.279	54.000	AVERAGE

Note:

1. All readings above 1GHz are performed with peak and/or average measurements as necessary.
2. Peak measurements: RBW = 1MHz, VBW = 3 MHz, Sweep: Auto.
3. Average measurements: RBW = 1MHz, VBW = 10 Hz, Sweep: Auto.
4. “ * ”, means this data is the worst emission level.
5. Measurement Level = Reading Level + Correct Factor.
6. The average measurement was not performed when the peak measured data under the limit of average detection.

Site : CB1	**Time : 2016/08/24 - 10:01**
Limit : FCC_SpartC_15.209_03M_PK	**Margin : 6**
Probe : CB1_FCC_EFS_1-18G_H2 - HORIZONTAL	**Power : AC 120V/60Hz**
EUT : Dual-Band Wireless-AC PCI-E Adapter	**Note : Mode 1: Transmit_SISO Mode 802.11b_2437MHz_Ant 1**

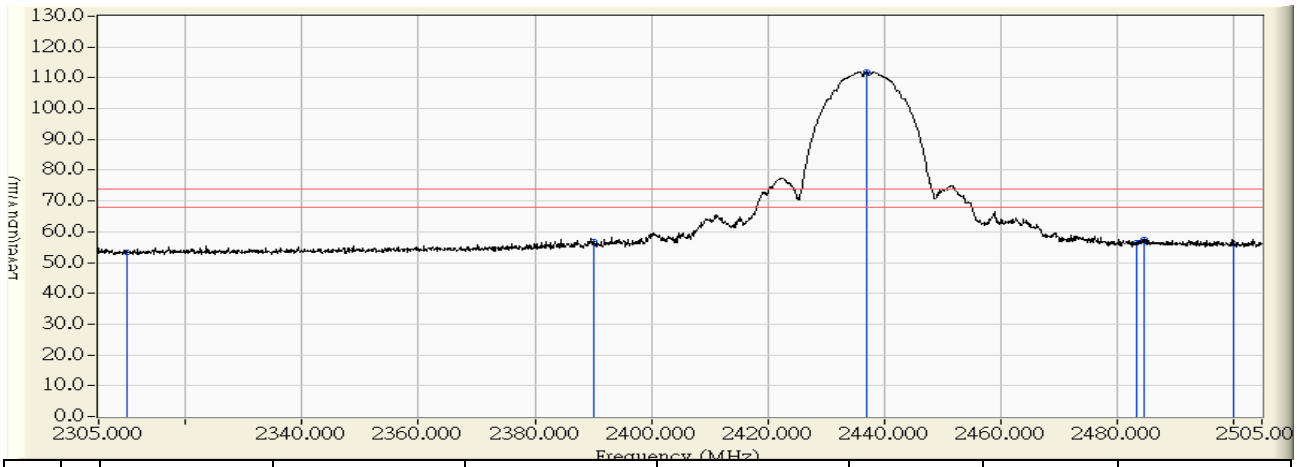

		Frequency (MHz)	Correct Factor (dB)	Reading Level (dBuV)	Measure Level (dBuV/m)	Margin (dB)	Limit (dBuV/m)	Detector Type
1		2310.000	28.130	25.114	53.244	-20.756	74.000	PEAK
2		2390.000	28.933	27.959	56.892	-17.108	74.000	PEAK
3	*	2437.000	29.405	82.420	111.825	37.825	74.000	PEAK
4		2483.500	29.829	26.653	56.482	-17.518	74.000	PEAK
5		2484.800	29.830	27.791	57.621	-16.379	74.000	PEAK
6		2500.000	29.826	26.370	56.195	-17.805	74.000	PEAK

Note:

1. All readings above 1GHz are performed with peak and/or average measurements as necessary.
2. Peak measurements: RBW = 1MHz, VBW = 3 MHz, Sweep: Auto.
3. Average measurements: RBW = 1MHz, VBW = 10 Hz, Sweep: Auto.
4. “ * ”, means this data is the worst emission level.
5. Measurement Level = Reading Level + Correct Factor.
6. The average measurement was not performed when the peak measured data under the limit of average detection.

Site : CB1	**Time : 2016/08/24 - 10:03**
Limit : FCC_SpartC_15.209_03M_AV	**Margin : 6**
Probe : CB1_FCC_EFS_1-18G_H2 - HORIZONTAL	**Power : AC 120V/60Hz**
EUT : Dual-Band Wireless-AC PCI-E Adapter	**Note : Mode 1: Transmit_SISO Mode 802.11b_2437MHz_Ant 1**

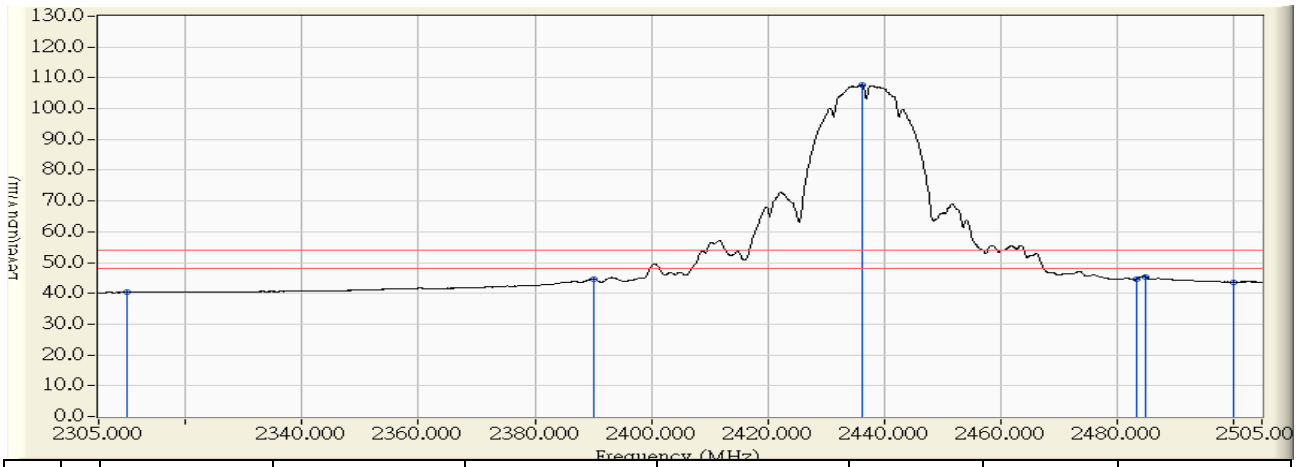

		Frequency (MHz)	Correct Factor (dB)	Reading Level (dBuV)	Measure Level (dBuV/m)	Margin (dB)	Limit (dBuV/m)	Detector Type
1		2310.000	28.130	12.167	40.297	-13.703	54.000	AVERAGE
2		2390.000	28.933	15.852	44.785	-9.215	54.000	AVERAGE
3	*	2436.200	29.397	78.399	107.796	53.796	54.000	AVERAGE
4		2483.500	29.829	14.895	44.724	-9.276	54.000	AVERAGE
5		2484.900	29.830	15.616	45.446	-8.554	54.000	AVERAGE
6		2500.000	29.826	13.884	43.709	-10.291	54.000	AVERAGE

Note:

1. All readings above 1GHz are performed with peak and/or average measurements as necessary.
2. Peak measurements: RBW = 1MHz, VBW = 3 MHz, Sweep: Auto.
3. Average measurements: RBW = 1MHz, VBW = 10 Hz, Sweep: Auto.
4. “ * ”, means this data is the worst emission level.
5. Measurement Level = Reading Level + Correct Factor.
6. The average measurement was not performed when the peak measured data under the limit of average detection.

Site : CB1	**Time : 2016/08/24 - 09:56**
Limit : FCC_SpartC_15.209_03M_PK	**Margin : 6**
Probe : CB1_FCC_EFS_1-18G_H2 - VERTICAL	**Power : AC 120V/60Hz**
EUT : Dual-Band Wireless-AC PCI-E Adapter	**Note : Mode 1: Transmit_SISO Mode 802.11b_2437MHz_Ant 1**

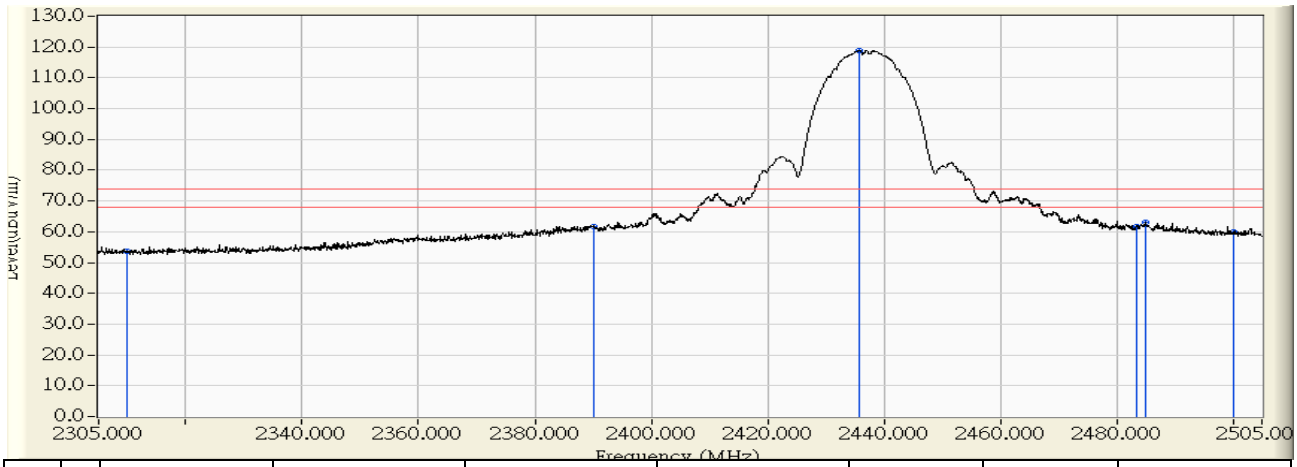

		Frequency (MHz)	Correct Factor (dB)	Reading Level (dBuV)	Measure Level (dBuV/m)	Margin (dB)	Limit (dBuV/m)	Detector Type
1		2310.000	28.784	25.059	53.843	-20.157	74.000	PEAK
2		2390.000	29.747	31.935	61.682	-12.318	74.000	PEAK
3	*	2435.800	30.299	88.463	118.762	44.762	74.000	PEAK
4		2483.500	30.830	30.723	61.553	-12.447	74.000	PEAK
5		2484.900	30.833	32.373	63.207	-10.793	74.000	PEAK
6		2500.000	30.860	28.933	59.792	-14.208	74.000	PEAK

Note:

1. All readings above 1GHz are performed with peak and/or average measurements as necessary.
2. Peak measurements: RBW = 1MHz, VBW = 3 MHz, Sweep: Auto.
3. Average measurements: RBW = 1MHz, VBW = 10 Hz, Sweep: Auto.
4. “ * ”, means this data is the worst emission level.
5. Measurement Level = Reading Level + Correct Factor.
6. The average measurement was not performed when the peak measured data under the limit of average detection.

Site : CB1	**Time : 2016/08/24 - 09:54**
Limit : FCC_SpartC_15.209_03M_AV	**Margin : 6**
Probe : CB1_FCC_EFS_1-18G_H2 - VERTICAL	**Power : AC 120V/60Hz**
EUT : Dual-Band Wireless-AC PCI-E Adapter	**Note : Mode 1: Transmit_SISO Mode 802.11b_2437MHz_Ant 1**

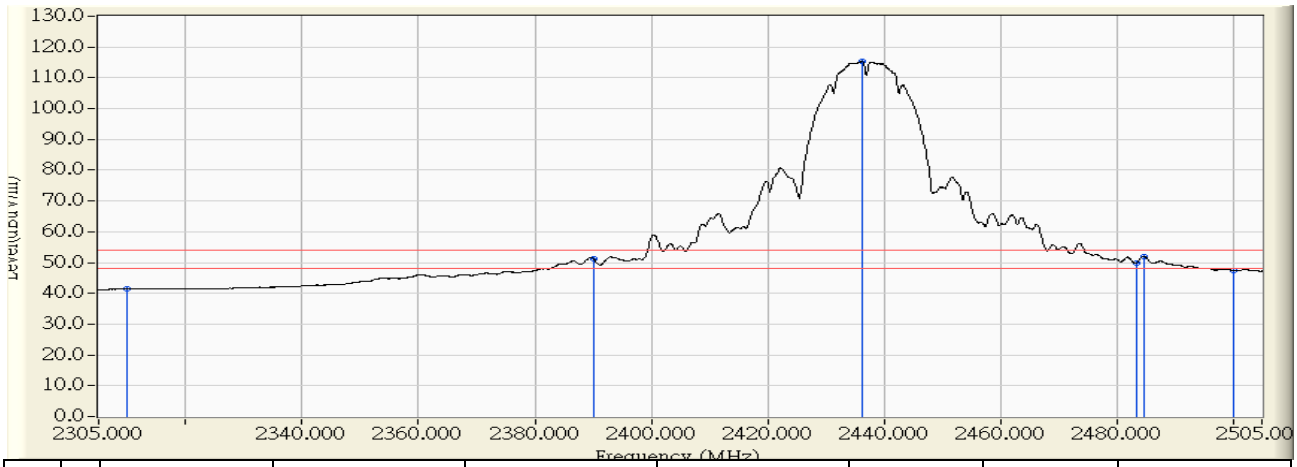

		Frequency (MHz)	Correct Factor (dB)	Reading Level (dBuV)	Measure Level (dBuV/m)	Margin (dB)	Limit (dBuV/m)	Detector Type
1		2310.000	28.784	12.579	41.363	-12.637	54.000	AVERAGE
2		2390.000	29.747	21.599	51.346	-2.654	54.000	AVERAGE
3	*	2436.200	30.303	85.106	115.409	61.409	54.000	AVERAGE
4		2483.500	30.830	19.182	50.012	-3.988	54.000	AVERAGE
5		2484.800	30.833	21.222	52.055	-1.945	54.000	AVERAGE
6		2500.000	30.860	16.558	47.417	-6.583	54.000	AVERAGE

Note:

1. All readings above 1GHz are performed with peak and/or average measurements as necessary.
2. Peak measurements: RBW = 1MHz, VBW = 3 MHz, Sweep: Auto.
3. Average measurements: RBW = 1MHz, VBW = 10 Hz, Sweep: Auto.
4. “ * ”, means this data is the worst emission level.
5. Measurement Level = Reading Level + Correct Factor.
6. The average measurement was not performed when the peak measured data under the limit of average detection.

Site : CB1	**Time : 2016/08/24 - 10:51**
Limit : FCC_SpartC_15.209_03M_PK	**Margin : 6**
Probe : CB1_FCC_EFS_1-18G_H2 - HORIZONTAL	**Power : AC 120V/60Hz**
EUT : Dual-Band Wireless-AC PCI-E Adapter	**Note : Mode 1: Transmit_SISO Mode 802.11b_2462MHz_Ant 1**

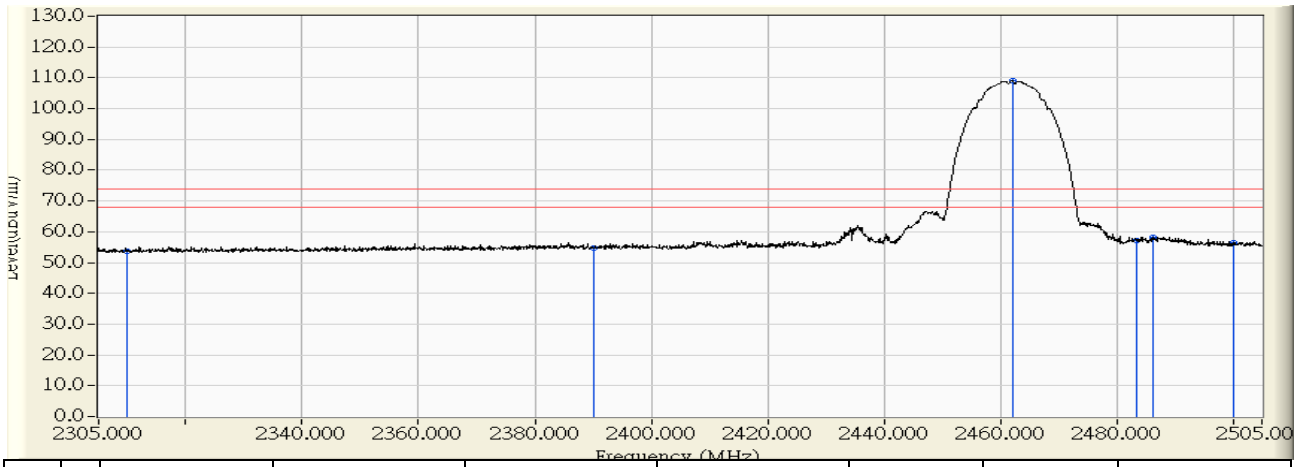

		Frequency (MHz)	Correct Factor (dB)	Reading Level (dBuV)	Measure Level (dBuV/m)	Margin (dB)	Limit (dBuV/m)	Detector Type
1		2310.000	28.130	25.649	53.779	-20.221	74.000	PEAK
2		2390.000	28.933	25.904	54.837	-19.163	74.000	PEAK
3	*	2462.100	29.657	79.557	109.214	35.214	74.000	PEAK
4		2483.500	29.829	27.300	57.129	-16.871	74.000	PEAK
5		2486.400	29.831	28.401	58.231	-15.769	74.000	PEAK
6		2500.000	29.826	26.735	56.560	-17.440	74.000	PEAK

Note:

1. All readings above 1GHz are performed with peak and/or average measurements as necessary.
2. Peak measurements: RBW = 1MHz, VBW = 3 MHz, Sweep: Auto.
3. Average measurements: RBW = 1MHz, VBW = 10 Hz, Sweep: Auto.
4. “ * ”, means this data is the worst emission level.
5. Measurement Level = Reading Level + Correct Factor.
6. The average measurement was not performed when the peak measured data under the limit of average detection.

Site : CB1	**Time : 2016/08/24 - 10:53**
Limit : FCC_SpartC_15.209_03M_AV	**Margin : 6**
Probe : CB1_FCC_EFS_1-18G_H2 - HORIZONTAL	**Power : AC 120V/60Hz**
EUT : Dual-Band Wireless-AC PCI-E Adapter	**Note : Mode 1: Transmit_SISO Mode 802.11b_2462MHz_Ant 1**

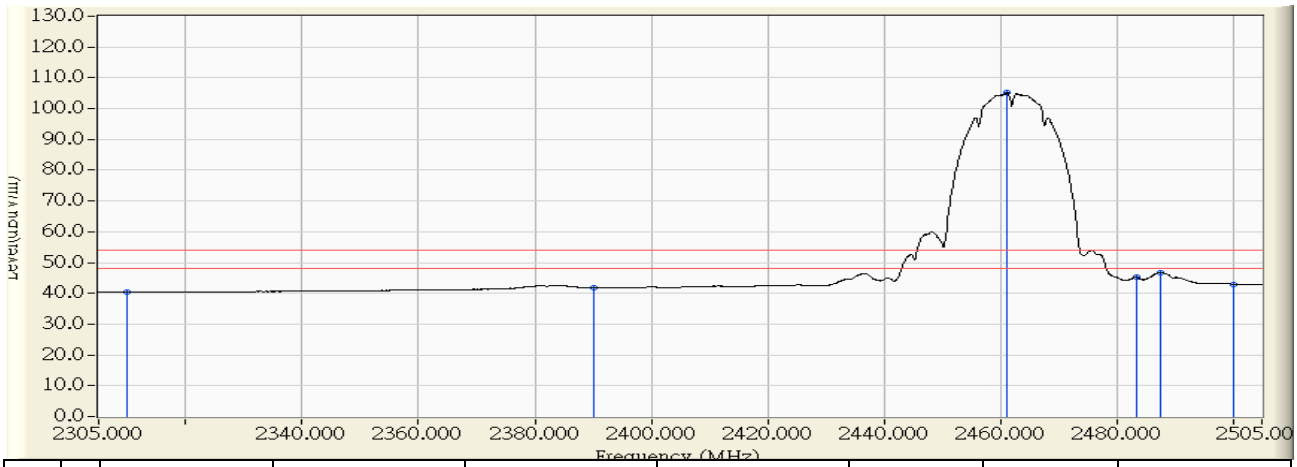

		Frequency (MHz)	Correct Factor (dB)	Reading Level (dBuV)	Measure Level (dBuV/m)	Margin (dB)	Limit (dBuV/m)	Detector Type
1		2310.000	28.130	12.207	40.337	-13.663	54.000	AVERAGE
2		2390.000	28.933	12.936	41.869	-12.131	54.000	AVERAGE
3	*	2461.200	29.649	75.457	105.105	51.105	54.000	AVERAGE
4		2483.500	29.829	15.392	45.221	-8.779	54.000	AVERAGE
5		2487.500	29.831	16.804	46.635	-7.365	54.000	AVERAGE
6		2500.000	29.826	13.152	42.977	-11.023	54.000	AVERAGE

Note:

1. All readings above 1GHz are performed with peak and/or average measurements as necessary.
2. Peak measurements: RBW = 1MHz, VBW = 3 MHz, Sweep: Auto.
3. Average measurements: RBW = 1MHz, VBW = 10 Hz, Sweep: Auto.
4. “ * ”, means this data is the worst emission level.
5. Measurement Level = Reading Level + Correct Factor.
6. The average measurement was not performed when the peak measured data under the limit of average detection.

Site : CB1	**Time : 2016/08/24 - 10:31**
Limit : FCC_SpartC_15.209_03M_PK	**Margin : 6**
Probe : CB1_FCC_EFS_1-18G_H2 - VERTICAL	**Power : AC 120V/60Hz**
EUT : Dual-Band Wireless-AC PCI-E Adapter	**Note : Mode 1: Transmit_SISO Mode 802.11b_2462MHz_Ant 1**

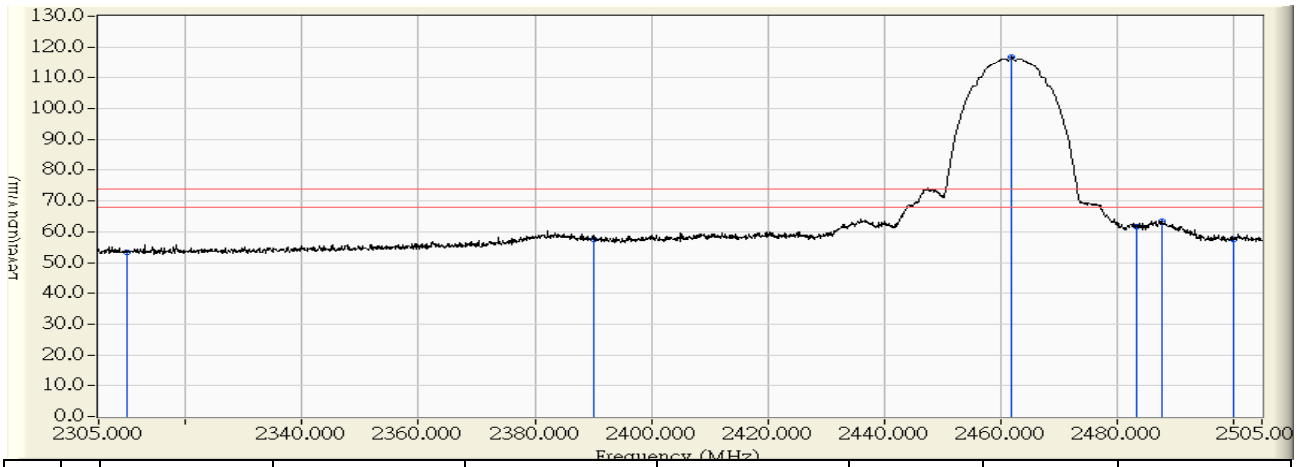

		Frequency (MHz)	Correct Factor (dB)	Reading Level (dBuV)	Measure Level (dBuV/m)	Margin (dB)	Limit (dBuV/m)	Detector Type
1		2310.000	28.784	24.659	53.443	-20.557	74.000	PEAK
2		2390.000	29.747	27.776	57.523	-16.477	74.000	PEAK
3	*	2462.000	30.614	86.031	116.645	42.645	74.000	PEAK
4		2483.500	30.830	30.989	61.819	-12.181	74.000	PEAK
5		2487.900	30.841	32.449	63.290	-10.710	74.000	PEAK
6		2500.000	30.860	26.553	57.412	-16.588	74.000	PEAK

Note:

1. All readings above 1GHz are performed with peak and/or average measurements as necessary.
2. Peak measurements: RBW = 1MHz, VBW = 3 MHz, Sweep: Auto.
3. Average measurements: RBW = 1MHz, VBW = 10 Hz, Sweep: Auto.
4. “ * ”, means this data is the worst emission level.
5. Measurement Level = Reading Level + Correct Factor.
6. The average measurement was not performed when the peak measured data under the limit of average detection.

Site : CB1	**Time : 2016/08/24 - 10:30**
Limit : FCC_SpartC_15.209_03M_AV	**Margin : 6**
Probe : CB1_FCC_EFS_1-18G_H2 - VERTICAL	**Power : AC 120V/60Hz**
EUT : Dual-Band Wireless-AC PCI-E Adapter	**Note : Mode 1: Transmit_SISO Mode 802.11b_2462MHz_Ant 1**

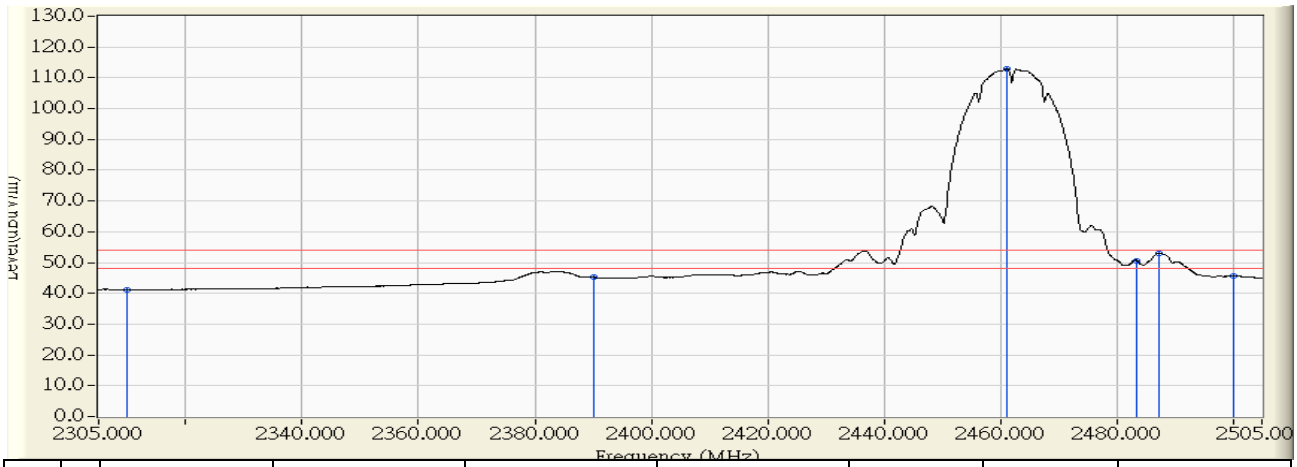

		Frequency (MHz)	Correct Factor (dB)	Reading Level (dBuV)	Measure Level (dBuV/m)	Margin (dB)	Limit (dBuV/m)	Detector Type
1		2310.000	28.784	12.455	41.239	-12.761	54.000	AVERAGE
2		2390.000	29.747	15.422	45.169	-8.831	54.000	AVERAGE
3	*	2461.200	30.605	82.433	113.037	59.037	54.000	AVERAGE
4		2483.500	30.830	19.874	50.704	-3.296	54.000	AVERAGE
5		2487.300	30.839	22.147	52.987	-1.013	54.000	AVERAGE
6		2500.000	30.860	14.728	45.587	-8.413	54.000	AVERAGE

Note:

1. All readings above 1GHz are performed with peak and/or average measurements as necessary.
2. Peak measurements: RBW = 1MHz, VBW = 3 MHz, Sweep: Auto.
3. Average measurements: RBW = 1MHz, VBW = 10 Hz, Sweep: Auto.
4. “ * ”, means this data is the worst emission level.
5. Measurement Level = Reading Level + Correct Factor.
6. The average measurement was not performed when the peak measured data under the limit of average detection.

Site : CB1	**Time : 2016/08/24 - 11:36**
Limit : FCC_SpartC_15.209_03M_PK	**Margin : 6**
Probe : CB1_FCC_EFS_1-18G_H2 - HORIZONTAL	**Power : AC 120V/60Hz**
EUT : Dual-Band Wireless-AC PCI-E Adapter	**Note : Mode 1: Transmit_SISO Mode 802.11g_2412MHz_Ant 0**

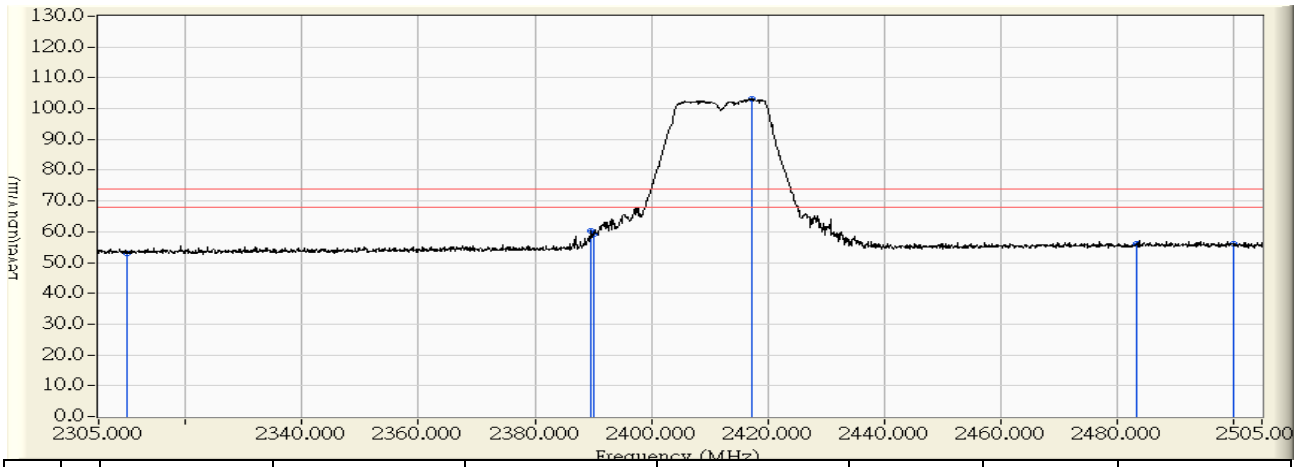

		Frequency (MHz)	Correct Factor (dB)	Reading Level (dBuV)	Measure Level (dBuV/m)	Margin (dB)	Limit (dBuV/m)	Detector Type
1		2310.000	28.130	24.799	52.929	-21.071	74.000	PEAK
2		2389.700	28.930	31.269	60.199	-13.801	74.000	PEAK
3		2390.000	28.933	30.404	59.337	-14.663	74.000	PEAK
4	*	2417.400	29.209	73.941	103.149	29.149	74.000	PEAK
5		2483.500	29.829	26.300	56.129	-17.871	74.000	PEAK
6		2500.000	29.826	26.207	56.032	-17.968	74.000	PEAK

Note:

1. All readings above 1GHz are performed with peak and/or average measurements as necessary.
2. Peak measurements: RBW = 1MHz, VBW = 3 MHz, Sweep: Auto.
3. Average measurements: RBW = 1MHz, VBW = 10 Hz, Sweep: Auto.
4. “ * ”, means this data is the worst emission level.
5. Measurement Level = Reading Level + Correct Factor.
6. The average measurement was not performed when the peak measured data under the limit of average detection.

Site : CB1	**Time : 2016/08/24 - 11:37**
Limit : FCC_SpartC_15.209_03M_AV	**Margin : 6**
Probe : CB1_FCC_EFS_1-18G_H2 - HORIZONTAL	**Power : AC 120V/60Hz**
EUT : Dual-Band Wireless-AC PCI-E Adapter	**Note : Mode 1: Transmit_SISO Mode 802.11g_2412MHz_Ant 0**

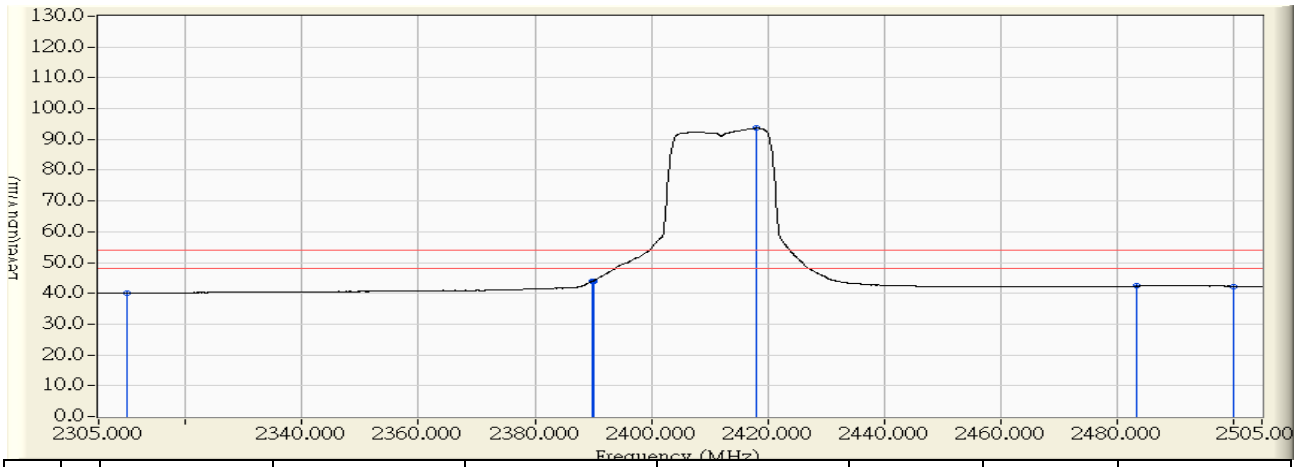

		Frequency (MHz)	Correct Factor (dB)	Reading Level (dBuV)	Measure Level (dBuV/m)	Margin (dB)	Limit (dBuV/m)	Detector Type
1		2310.000	28.130	12.024	40.154	-13.846	54.000	AVERAGE
2		2389.800	28.931	14.932	43.863	-10.137	54.000	AVERAGE
3		2390.000	28.933	15.097	44.030	-9.970	54.000	AVERAGE
4	*	2418.100	29.215	64.494	93.709	39.709	54.000	AVERAGE
5		2483.500	29.829	12.527	42.356	-11.644	54.000	AVERAGE
6		2500.000	29.826	12.421	42.246	-11.754	54.000	AVERAGE

Note:

1. All readings above 1GHz are performed with peak and/or average measurements as necessary.
2. Peak measurements: RBW = 1MHz, VBW = 3 MHz, Sweep: Auto.
3. Average measurements: RBW = 1MHz, VBW = 10 Hz, Sweep: Auto.
4. “ * ”, means this data is the worst emission level.
5. Measurement Level = Reading Level + Correct Factor.
6. The average measurement was not performed when the peak measured data under the limit of average detection.

Site : CB1	**Time : 2016/08/24 - 11:28**
Limit : FCC_SpartC_15.209_03M_PK	**Margin : 6**
Probe : CB1_FCC_EFS_1-18G_H2 - VERTICAL	**Power : AC 120V/60Hz**
EUT : Dual-Band Wireless-AC PCI-E Adapter	**Note : Mode 1: Transmit_SISO Mode 802.11g_2412MHz_Ant 0**

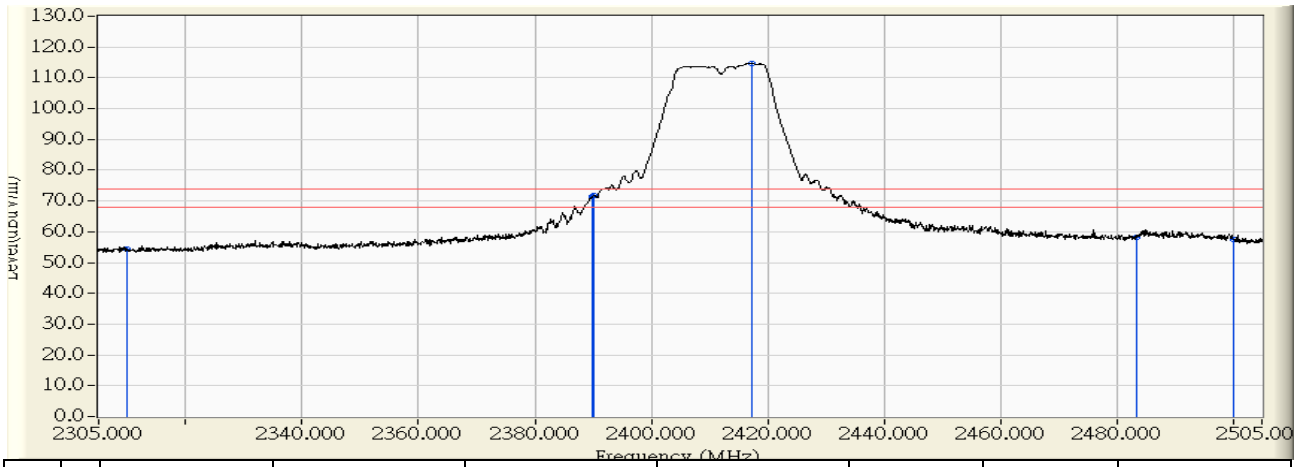

		Frequency (MHz)	Correct Factor (dB)	Reading Level (dBuV)	Measure Level (dBuV/m)	Margin (dB)	Limit (dBuV/m)	Detector Type
1		2310.000	28.784	25.637	54.421	-19.579	74.000	PEAK
2		2389.900	29.746	41.739	71.485	-2.515	74.000	PEAK
3		2390.000	29.747	42.049	71.796	-2.204	74.000	PEAK
4	*	2417.300	30.076	84.676	114.752	40.752	74.000	PEAK
5		2483.500	30.830	27.530	58.360	-15.640	74.000	PEAK
6		2500.000	30.860	26.757	57.616	-16.384	74.000	PEAK

Note:

1. All readings above 1GHz are performed with peak and/or average measurements as necessary.
2. Peak measurements: RBW = 1MHz, VBW = 3 MHz, Sweep: Auto.
3. Average measurements: RBW = 1MHz, VBW = 10 Hz, Sweep: Auto.
4. “ * ”, means this data is the worst emission level.
5. Measurement Level = Reading Level + Correct Factor.
6. The average measurement was not performed when the peak measured data under the limit of average detection.

Site : CB1	**Time : 2016/08/24 - 11:26**
Limit : FCC_SpartC_15.209_03M_AV	**Margin : 6**
Probe : CB1_FCC_EFS_1-18G_H2 - VERTICAL	**Power : AC 120V/60Hz**
EUT : Dual-Band Wireless-AC PCI-E Adapter	**Note : Mode 1: Transmit_SISO Mode 802.11g_2412MHz_Ant 0**

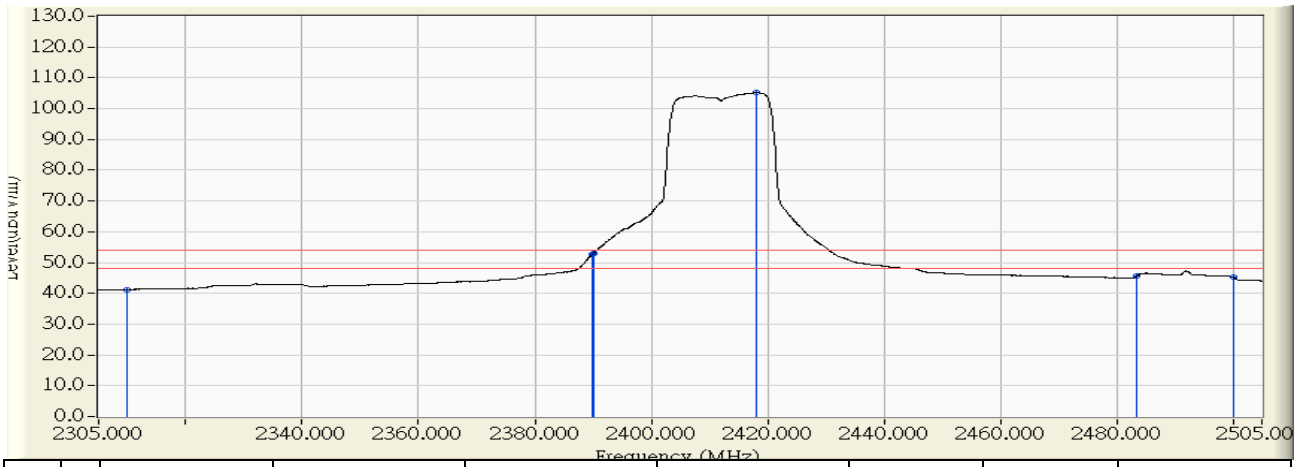

		Frequency (MHz)	Correct Factor (dB)	Reading Level (dBuV)	Measure Level (dBuV/m)	Margin (dB)	Limit (dBuV/m)	Detector Type
1		2310.000	28.784	12.458	41.242	-12.758	54.000	AVERAGE
2		2389.900	29.746	22.928	52.674	-1.326	54.000	AVERAGE
3		2390.000	29.747	23.088	52.835	-1.165	54.000	AVERAGE
4	*	2418.200	30.087	75.192	105.279	51.279	54.000	AVERAGE
5		2483.500	30.830	14.740	45.570	-8.430	54.000	AVERAGE
6		2500.000	30.860	14.343	45.202	-8.798	54.000	AVERAGE

Note:

1. All readings above 1GHz are performed with peak and/or average measurements as necessary.
2. Peak measurements: RBW = 1MHz, VBW = 3 MHz, Sweep: Auto.
3. Average measurements: RBW = 1MHz, VBW = 10 Hz, Sweep: Auto.
4. “ * ”, means this data is the worst emission level.
5. Measurement Level = Reading Level + Correct Factor.
6. The average measurement was not performed when the peak measured data under the limit of average detection.

Site : CB1	**Time : 2016/08/24 - 11:59**
Limit : FCC_SpartC_15.209_03M_PK	**Margin : 6**
Probe : CB1_FCC_EFS_1-18G_H2 - HORIZONTAL	**Power : AC 120V/60Hz**
EUT : Dual-Band Wireless-AC PCI-E Adapter	**Note : Mode 1: Transmit_SISO Mode 802.11g_2437MHz_Ant 0**

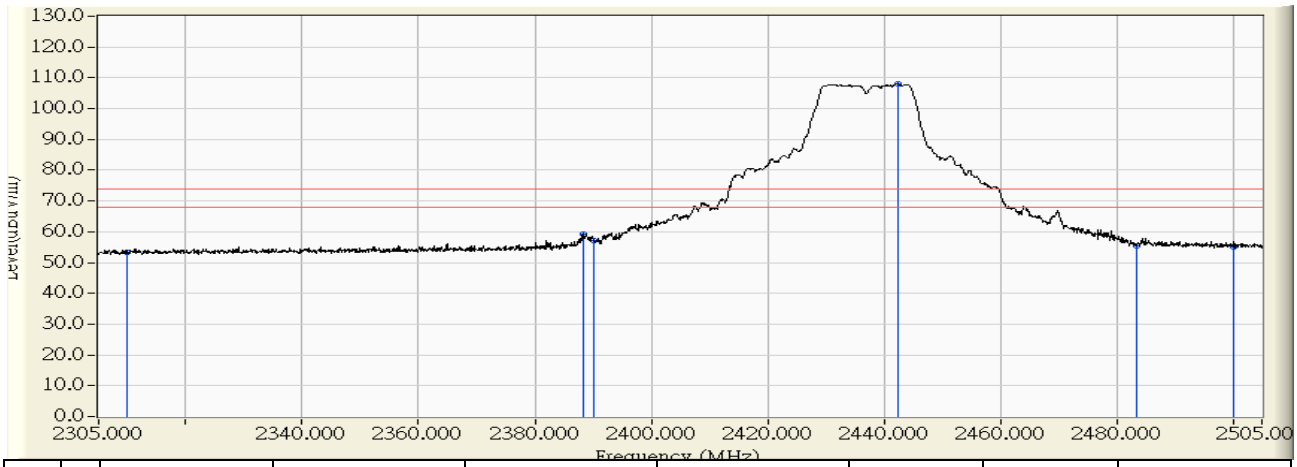

		Frequency (MHz)	Correct Factor (dB)	Reading Level (dBuV)	Measure Level (dBuV/m)	Margin (dB)	Limit (dBuV/m)	Detector Type
1		2310.000	28.130	25.100	53.230	-20.770	74.000	PEAK
2		2388.400	28.917	30.442	59.359	-14.641	74.000	PEAK
3		2390.000	28.933	28.276	57.209	-16.791	74.000	PEAK
4	*	2442.400	29.459	78.674	108.133	34.133	74.000	PEAK
5		2483.500	29.829	25.633	55.462	-18.538	74.000	PEAK
6		2500.000	29.826	25.414	55.239	-18.761	74.000	PEAK

Note:

1. All readings above 1GHz are performed with peak and/or average measurements as necessary.
2. Peak measurements: RBW = 1MHz, VBW = 3 MHz, Sweep: Auto.
3. Average measurements: RBW = 1MHz, VBW = 10 Hz, Sweep: Auto.
4. “ * ”, means this data is the worst emission level.
5. Measurement Level = Reading Level + Correct Factor.
6. The average measurement was not performed when the peak measured data under the limit of average detection.

Site : CB1	**Time : 2016/08/24 - 12:00**
Limit : FCC_SpartC_15.209_03M_AV	**Margin : 6**
Probe : CB1_FCC_EFS_1-18G_H2 - HORIZONTAL	**Power : AC 120V/60Hz**
EUT : Dual-Band Wireless-AC PCI-E Adapter	**Note : Mode 1: Transmit_SISO Mode 802.11g_2437MHz_Ant 0**

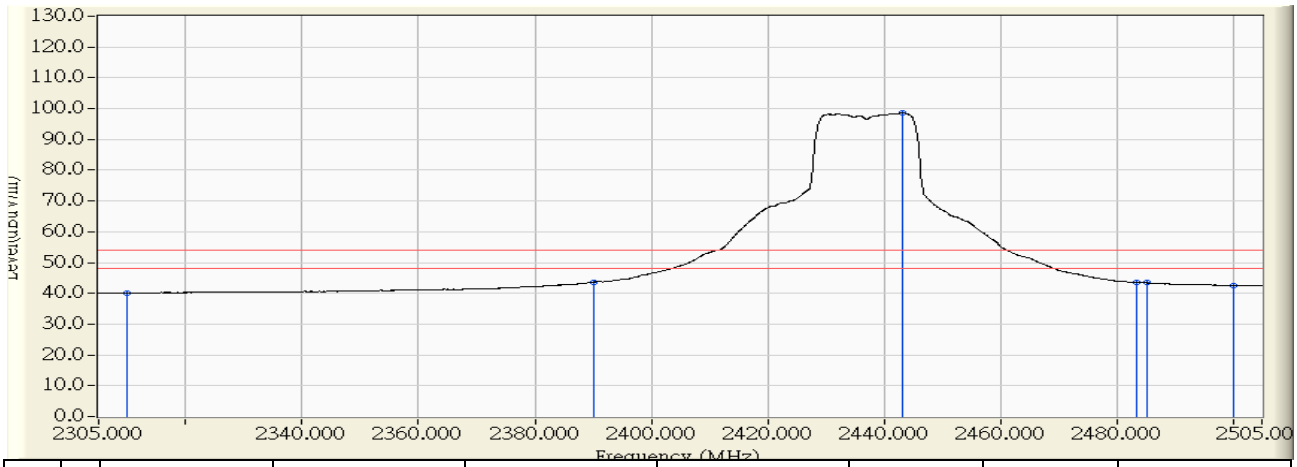

		Frequency (MHz)	Correct Factor (dB)	Reading Level (dBuV)	Measure Level (dBuV/m)	Margin (dB)	Limit (dBuV/m)	Detector Type
1		2310.000	28.130	12.050	40.180	-13.820	54.000	AVERAGE
2		2390.000	28.933	14.672	43.605	-10.395	54.000	AVERAGE
3	*	2443.200	29.467	69.063	98.530	44.530	54.000	AVERAGE
4		2483.500	29.829	13.721	43.550	-10.450	54.000	AVERAGE
5		2485.200	29.830	13.572	43.402	-10.598	54.000	AVERAGE
6		2500.000	29.826	12.695	42.520	-11.480	54.000	AVERAGE

Note:

1. All readings above 1GHz are performed with peak and/or average measurements as necessary.
2. Peak measurements: RBW = 1MHz, VBW = 3 MHz, Sweep: Auto.
3. Average measurements: RBW = 1MHz, VBW = 10 Hz, Sweep: Auto.
4. “ * ”, means this data is the worst emission level.
5. Measurement Level = Reading Level + Correct Factor.
6. The average measurement was not performed when the peak measured data under the limit of average detection.

Site : CB1	**Time : 2016/08/24 - 11:53**
Limit : FCC_SpartC_15.209_03M_PK	**Margin : 6**
Probe : CB1_FCC_EFS_1-18G_H2 - VERTICAL	**Power : AC 120V/60Hz**
EUT : Dual-Band Wireless-AC PCI-E Adapter	**Note : Mode 1: Transmit_SISO Mode 802.11g_2437MHz_Ant 0**

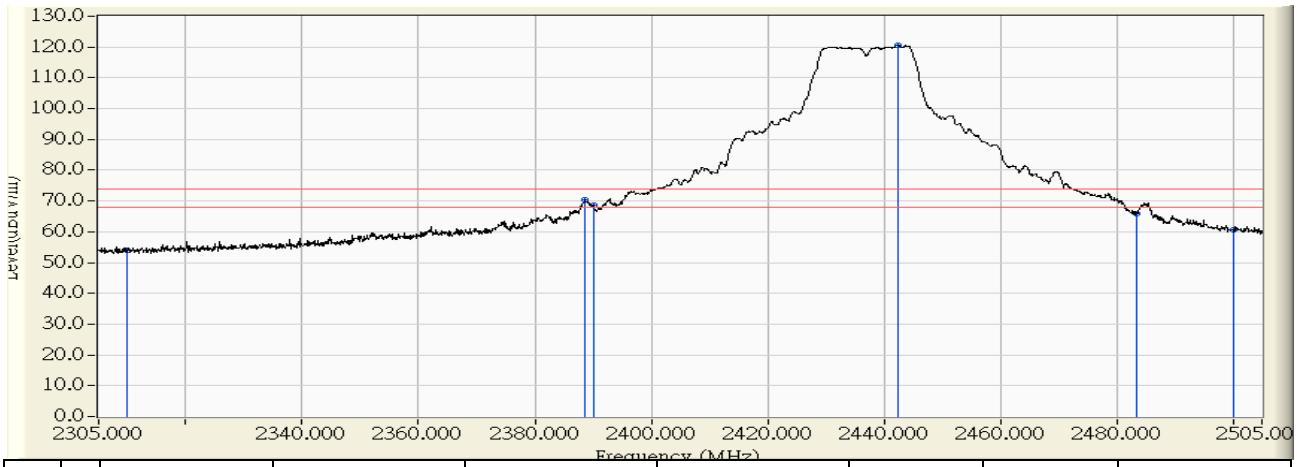

		Frequency (MHz)	Correct Factor (dB)	Reading Level (dBuV)	Measure Level (dBuV/m)	Margin (dB)	Limit (dBuV/m)	Detector Type
1		2310.000	28.784	25.231	54.015	-19.985	74.000	PEAK
2		2388.600	29.731	40.589	70.319	-3.681	74.000	PEAK
3		2390.000	29.747	38.771	68.518	-5.482	74.000	PEAK
4	*	2442.400	30.378	90.237	120.615	46.615	74.000	PEAK
5		2483.500	30.830	34.964	65.794	-8.206	74.000	PEAK
6		2500.000	30.860	29.823	60.682	-13.318	74.000	PEAK

Note:

1. All readings above 1GHz are performed with peak and/or average measurements as necessary.
2. Peak measurements: RBW = 1MHz, VBW = 3 MHz, Sweep: Auto.
3. Average measurements: RBW = 1MHz, VBW = 10 Hz, Sweep: Auto.
4. “ * ”, means this data is the worst emission level.
5. Measurement Level = Reading Level + Correct Factor.
6. The average measurement was not performed when the peak measured data under the limit of average detection.

Site : CB1	**Time : 2016/08/24 - 11:52**
Limit : FCC_SpartC_15.209_03M_AV	**Margin : 6**
Probe : CB1_FCC_EFS_1-18G_H2 - VERTICAL	**Power : AC 120V/60Hz**
EUT : Dual-Band Wireless-AC PCI-E Adapter	**Note : Mode 1: Transmit_SISO Mode 802.11g_2437MHz_Ant 0**

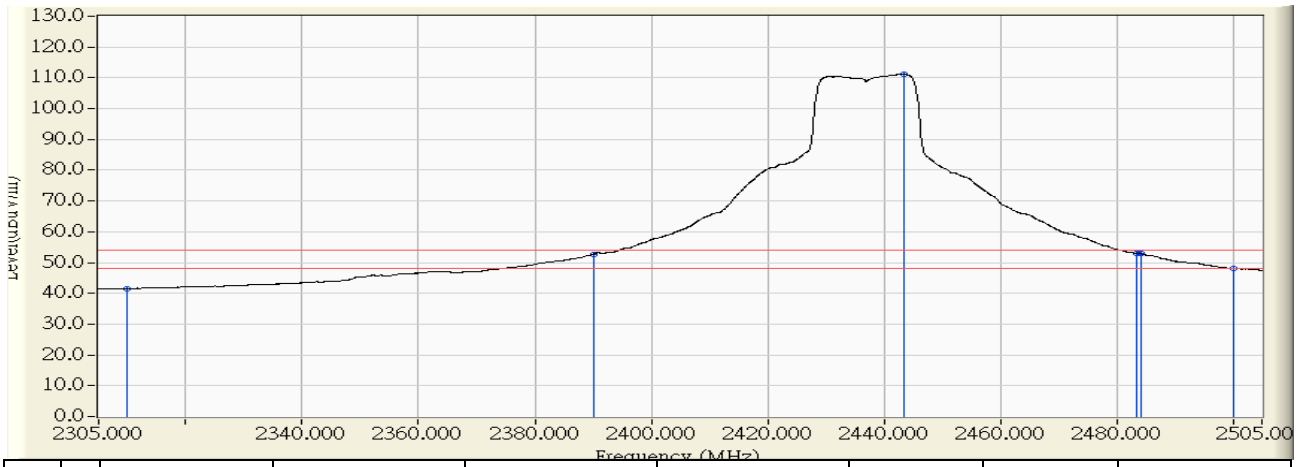

		Frequency (MHz)	Correct Factor (dB)	Reading Level (dBuV)	Measure Level (dBuV/m)	Margin (dB)	Limit (dBuV/m)	Detector Type
1		2310.000	28.784	12.824	41.608	-12.392	54.000	AVERAGE
2		2390.000	29.747	22.955	52.702	-1.298	54.000	AVERAGE
3	*	2443.400	30.390	80.839	111.229	57.229	54.000	AVERAGE
4		2483.500	30.830	22.114	52.944	-1.056	54.000	AVERAGE
5		2484.200	30.832	22.078	52.910	-1.090	54.000	AVERAGE
6		2500.000	30.860	17.220	48.079	-5.921	54.000	AVERAGE

Note:

1. All readings above 1GHz are performed with peak and/or average measurements as necessary.
2. Peak measurements: RBW = 1MHz, VBW = 3 MHz, Sweep: Auto.
3. Average measurements: RBW = 1MHz, VBW = 10 Hz, Sweep: Auto.
4. “ * ”, means this data is the worst emission level.
5. Measurement Level = Reading Level + Correct Factor.
6. The average measurement was not performed when the peak measured data under the limit of average detection.

Site : CB1	**Time : 2016/08/24 - 13:26**
Limit : FCC_SpartC_15.209_03M_PK	**Margin : 6**
Probe : CB1_FCC_EFS_1-18G_H2 - HORIZONTAL	**Power : AC 120V/60Hz**
EUT : Dual-Band Wireless-AC PCI-E Adapter	**Note : Mode 1: Transmit_SISO Mode 802.11g_2462MHz_Ant 0**

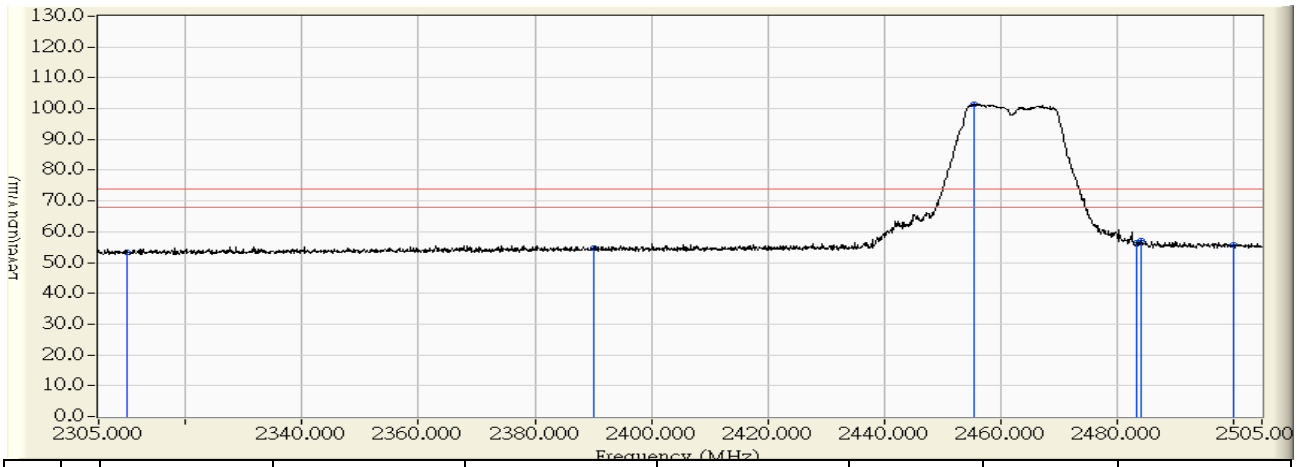

		Frequency (MHz)	Correct Factor (dB)	Reading Level (dBuV)	Measure Level (dBuV/m)	Margin (dB)	Limit (dBuV/m)	Detector Type
1		2310.000	28.130	25.277	53.407	-20.593	74.000	PEAK
2		2390.000	28.933	25.666	54.599	-19.401	74.000	PEAK
3	*	2455.500	29.591	71.887	101.478	27.478	74.000	PEAK
4		2483.500	29.829	26.591	56.420	-17.580	74.000	PEAK
5		2484.200	29.830	27.343	57.172	-16.828	74.000	PEAK
6		2500.000	29.826	26.029	55.854	-18.146	74.000	PEAK

Note:

1. All readings above 1GHz are performed with peak and/or average measurements as necessary.
2. Peak measurements: RBW = 1MHz, VBW = 3 MHz, Sweep: Auto.
3. Average measurements: RBW = 1MHz, VBW = 10 Hz, Sweep: Auto.
4. “ * ”, means this data is the worst emission level.
5. Measurement Level = Reading Level + Correct Factor.
6. The average measurement was not performed when the peak measured data under the limit of average detection.

Site : CB1	**Time : 2016/08/24 - 13:27**
Limit : FCC_SpartC_15.209_03M_AV	**Margin : 6**
Probe : CB1_FCC_EFS_1-18G_H2 - HORIZONTAL	**Power : AC 120V/60Hz**
EUT : Dual-Band Wireless-AC PCI-E Adapter	**Note : Mode 1: Transmit_SISO Mode 802.11g_2462MHz_Ant 0**

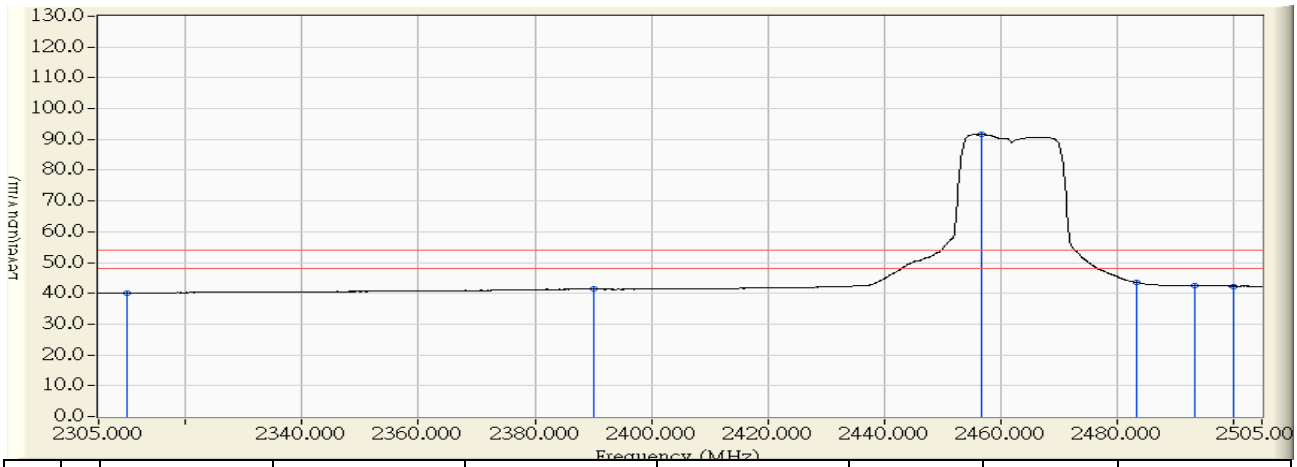

		Frequency (MHz)	Correct Factor (dB)	Reading Level (dBuV)	Measure Level (dBuV/m)	Margin (dB)	Limit (dBuV/m)	Detector Type
1		2310.000	28.130	12.055	40.185	-13.815	54.000	AVERAGE
2		2390.000	28.933	12.458	41.391	-12.609	54.000	AVERAGE
3	*	2456.800	29.604	61.968	91.572	37.572	54.000	AVERAGE
4		2483.500	29.829	13.674	43.503	-10.497	54.000	AVERAGE
5		2493.400	29.834	12.747	42.581	-11.419	54.000	AVERAGE
6		2500.000	29.826	12.503	42.328	-11.672	54.000	AVERAGE

Note:

1. All readings above 1GHz are performed with peak and/or average measurements as necessary.
2. Peak measurements: RBW = 1MHz, VBW = 3 MHz, Sweep: Auto.
3. Average measurements: RBW = 1MHz, VBW = 10 Hz, Sweep: Auto.
4. “ * ”, means this data is the worst emission level.
5. Measurement Level = Reading Level + Correct Factor.
6. The average measurement was not performed when the peak measured data under the limit of average detection.

Site : CB1	**Time : 2016/08/24 - 13:21**
Limit : FCC_SpartC_15.209_03M_PK	**Margin : 6**
Probe : CB1_FCC_EFS_1-18G_H2 - VERTICAL	**Power : AC 120V/60Hz**
EUT : Dual-Band Wireless-AC PCI-E Adapter	**Note : Mode 1: Transmit_SISO Mode 802.11g_2462MHz_Ant 0**

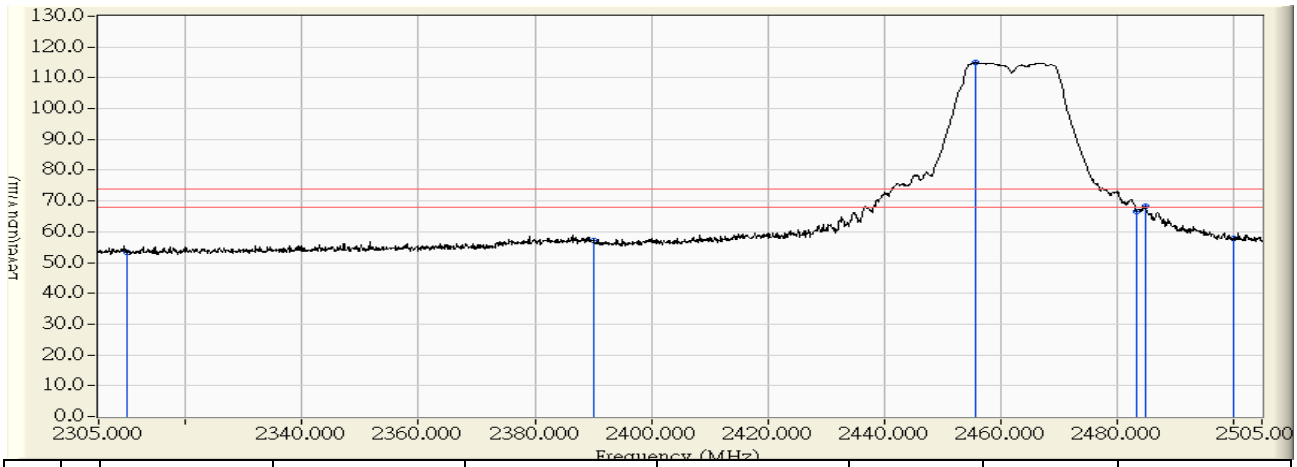

		Frequency (MHz)	Correct Factor (dB)	Reading Level (dBuV)	Measure Level (dBuV/m)	Margin (dB)	Limit (dBuV/m)	Detector Type
1		2310.000	28.784	24.711	53.495	-20.505	74.000	PEAK
2		2390.000	29.747	27.318	57.065	-16.935	74.000	PEAK
3	*	2455.700	30.539	84.354	114.892	40.892	74.000	PEAK
4		2483.500	30.830	35.679	66.509	-7.491	74.000	PEAK
5		2484.900	30.833	37.595	68.429	-5.571	74.000	PEAK
6		2500.000	30.860	26.828	57.687	-16.313	74.000	PEAK

Note:

1. All readings above 1GHz are performed with peak and/or average measurements as necessary.
2. Peak measurements: RBW = 1MHz, VBW = 3 MHz, Sweep: Auto.
3. Average measurements: RBW = 1MHz, VBW = 10 Hz, Sweep: Auto.
4. “ * ”, means this data is the worst emission level.
5. Measurement Level = Reading Level + Correct Factor.
6. The average measurement was not performed when the peak measured data under the limit of average detection.

Site : CB1	**Time : 2016/08/24 - 13:19**
Limit : FCC_SpartC_15.209_03M_AV	**Margin : 6**
Probe : CB1_FCC_EFS_1-18G_H2 - VERTICAL	**Power : AC 120V/60Hz**
EUT : Dual-Band Wireless-AC PCI-E Adapter	**Note : Mode 1: Transmit_SISO Mode 802.11g_2462MHz_Ant 0**

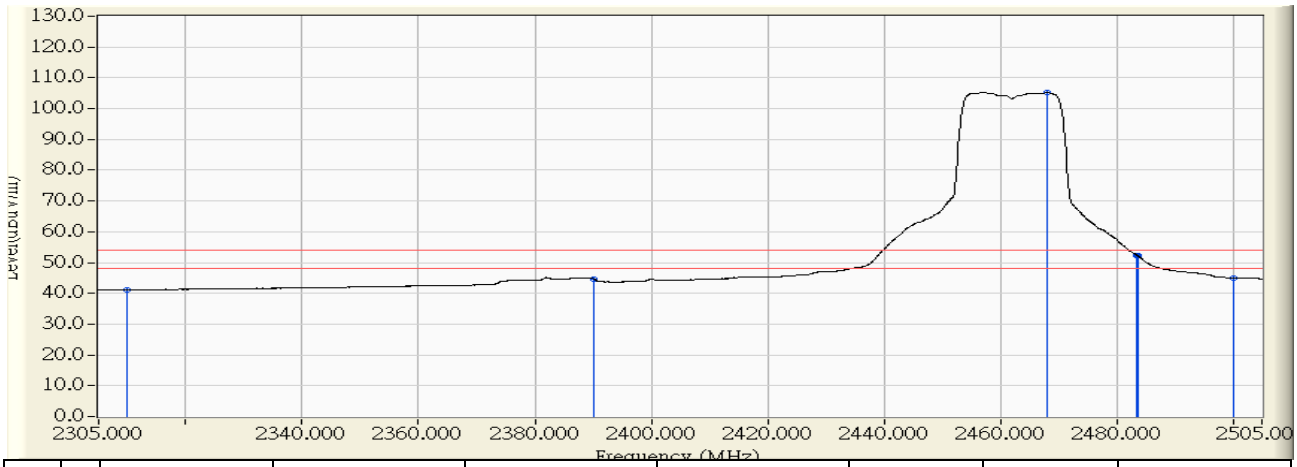

		Frequency (MHz)	Correct Factor (dB)	Reading Level (dBuV)	Measure Level (dBuV/m)	Margin (dB)	Limit (dBuV/m)	Detector Type
1		2310.000	28.784	12.383	41.167	-12.833	54.000	AVERAGE
2		2390.000	29.747	15.016	44.763	-9.237	54.000	AVERAGE
3	*	2468.100	30.688	74.503	105.191	51.191	54.000	AVERAGE
4		2483.500	30.830	21.514	52.344	-1.656	54.000	AVERAGE
5		2483.600	30.831	21.361	52.191	-1.809	54.000	AVERAGE
6		2500.000	30.860	14.207	45.066	-8.934	54.000	AVERAGE

Note:

1. All readings above 1GHz are performed with peak and/or average measurements as necessary.
2. Peak measurements: RBW = 1MHz, VBW = 3 MHz, Sweep: Auto.
3. Average measurements: RBW = 1MHz, VBW = 10 Hz, Sweep: Auto.
4. “ * ”, means this data is the worst emission level.
5. Measurement Level = Reading Level + Correct Factor.
6. The average measurement was not performed when the peak measured data under the limit of average detection.

Site : CB1	**Time : 2016/08/24 - 13:48**
Limit : FCC_SpartC_15.209_03M_PK	**Margin : 6**
Probe : CB1_FCC_EFS_1-18G_H2 - HORIZONTAL	**Power : AC 120V/60Hz**
EUT : Dual-Band Wireless-AC PCI-E Adapter	**Note : Mode 1: Transmit_SISO Mode 802.11g_2412MHz_Ant 1**

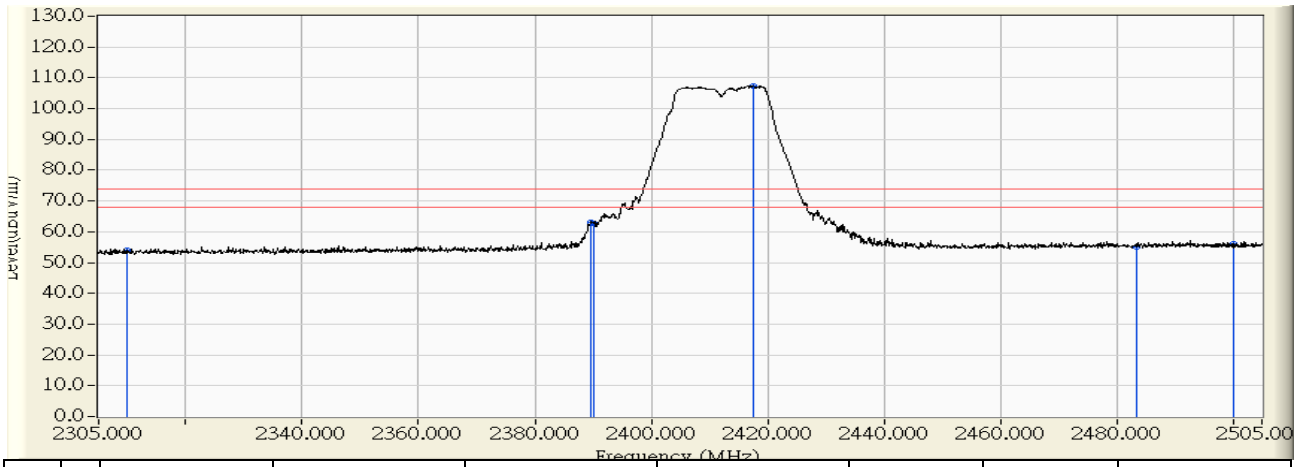

		Frequency (MHz)	Correct Factor (dB)	Reading Level (dBuV)	Measure Level (dBuV/m)	Margin (dB)	Limit (dBuV/m)	Detector Type
1		2310.000	28.130	25.754	53.884	-20.116	74.000	PEAK
2		2389.500	28.928	34.196	63.124	-10.876	74.000	PEAK
3		2390.000	28.933	33.829	62.762	-11.238	74.000	PEAK
4	*	2417.500	29.210	78.164	107.373	33.373	74.000	PEAK
5		2483.500	29.829	25.292	55.121	-18.879	74.000	PEAK
6		2500.000	29.826	26.367	56.192	-17.808	74.000	PEAK

Note:

1. All readings above 1GHz are performed with peak and/or average measurements as necessary.
2. Peak measurements: RBW = 1MHz, VBW = 3 MHz, Sweep: Auto.
3. Average measurements: RBW = 1MHz, VBW = 10 Hz, Sweep: Auto.
4. “ * ”, means this data is the worst emission level.
5. Measurement Level = Reading Level + Correct Factor.
6. The average measurement was not performed when the peak measured data under the limit of average detection.

Site : CB1	**Time : 2016/08/24 - 13:49**
Limit : FCC_SpartC_15.209_03M_AV	**Margin : 6**
Probe : CB1_FCC_EFS_1-18G_H2 - HORIZONTAL	**Power : AC 120V/60Hz**
EUT : Dual-Band Wireless-AC PCI-E Adapter	**Note : Mode 1: Transmit_SISO Mode 802.11g_2412MHz_Ant 1**

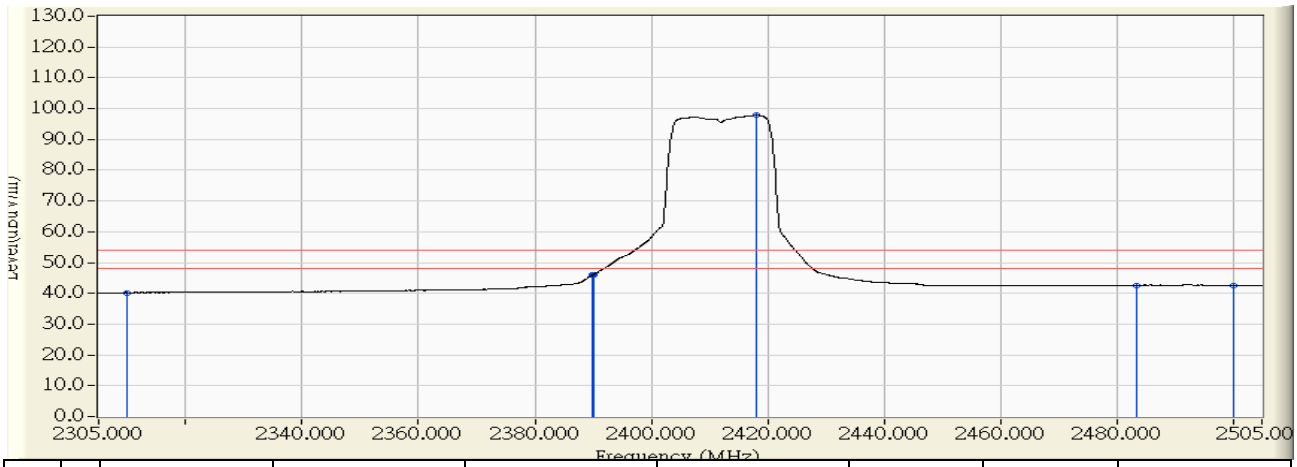

		Frequency (MHz)	Correct Factor (dB)	Reading Level (dBuV)	Measure Level (dBuV/m)	Margin (dB)	Limit (dBuV/m)	Detector Type
1		2310.000	28.130	12.098	40.228	-13.772	54.000	AVERAGE
2		2389.900	28.932	16.983	45.915	-8.085	54.000	AVERAGE
3		2390.000	28.933	17.064	45.997	-8.003	54.000	AVERAGE
4	*	2418.200	29.216	68.654	97.870	43.870	54.000	AVERAGE
5		2483.500	29.829	12.746	42.575	-11.425	54.000	AVERAGE
6		2500.000	29.826	12.710	42.535	-11.465	54.000	AVERAGE

Note:

1. All readings above 1GHz are performed with peak and/or average measurements as necessary.
2. Peak measurements: RBW = 1MHz, VBW = 3 MHz, Sweep: Auto.
3. Average measurements: RBW = 1MHz, VBW = 10 Hz, Sweep: Auto.
4. “ * ”, means this data is the worst emission level.
5. Measurement Level = Reading Level + Correct Factor.
6. The average measurement was not performed when the peak measured data under the limit of average detection.

Site : CB1	**Time : 2016/08/24 - 13:41**
Limit : FCC_SpartC_15.209_03M_PK	**Margin : 6**
Probe : CB1_FCC_EFS_1-18G_H2 - VERTICAL	**Power : AC 120V/60Hz**
EUT : Dual-Band Wireless-AC PCI-E Adapter	**Note : Mode 1: Transmit_SISO Mode 802.11g_2412MHz_Ant 1**

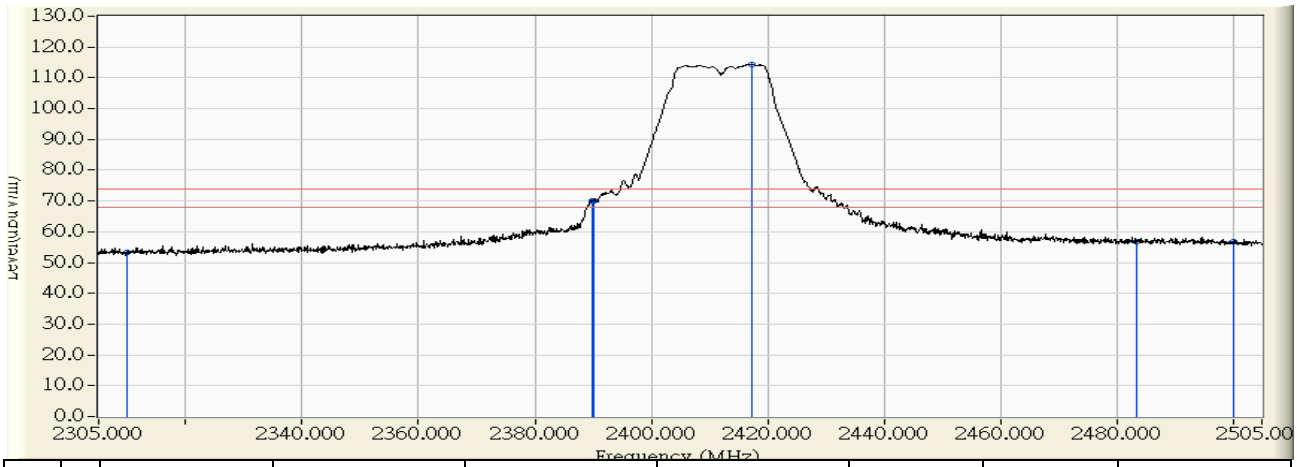

		Frequency (MHz)	Correct Factor (dB)	Reading Level (dBuV)	Measure Level (dBuV/m)	Margin (dB)	Limit (dBuV/m)	Detector Type
1		2310.000	28.784	24.464	53.248	-20.752	74.000	PEAK
2		2389.800	29.745	40.388	70.133	-3.867	74.000	PEAK
3		2390.000	29.747	40.473	70.220	-3.780	74.000	PEAK
4	*	2417.300	30.076	84.338	114.414	40.414	74.000	PEAK
5		2483.500	30.830	25.841	56.671	-17.329	74.000	PEAK
6		2500.000	30.860	25.797	56.656	-17.344	74.000	PEAK

Note:

1. All readings above 1GHz are performed with peak and/or average measurements as necessary.
2. Peak measurements: RBW = 1MHz, VBW = 3 MHz, Sweep: Auto.
3. Average measurements: RBW = 1MHz, VBW = 10 Hz, Sweep: Auto.
4. “ * ”, means this data is the worst emission level.
5. Measurement Level = Reading Level + Correct Factor.
6. The average measurement was not performed when the peak measured data under the limit of average detection.

Site : CB1	**Time : 2016/08/24 - 13:40**
Limit : FCC_SpartC_15.209_03M_AV	**Margin : 6**
Probe : CB1_FCC_EFS_1-18G_H2 - VERTICAL	**Power : AC 120V/60Hz**
EUT : Dual-Band Wireless-AC PCI-E Adapter	**Note : Mode 1: Transmit_SISO Mode 802.11g_2412MHz_Ant 1**

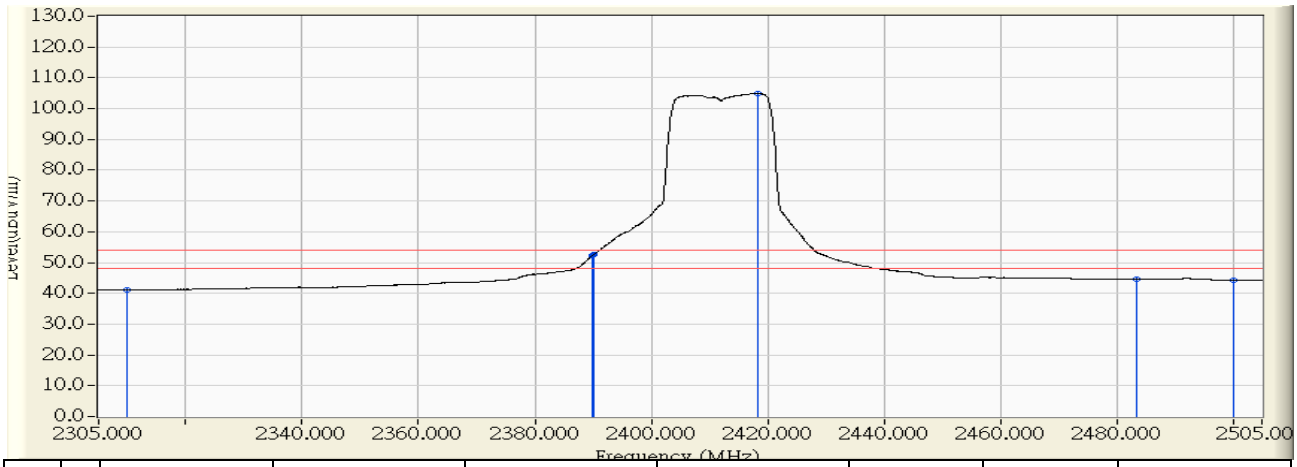

		Frequency (MHz)	Correct Factor (dB)	Reading Level (dBuV)	Measure Level (dBuV/m)	Margin (dB)	Limit (dBuV/m)	Detector Type
1		2310.000	28.784	12.386	41.170	-12.830	54.000	AVERAGE
2		2389.900	29.746	22.585	52.331	-1.669	54.000	AVERAGE
3		2390.000	29.747	22.709	52.456	-1.544	54.000	AVERAGE
4	*	2418.300	30.088	74.936	105.024	51.024	54.000	AVERAGE
5		2483.500	30.830	13.808	44.638	-9.362	54.000	AVERAGE
6		2500.000	30.860	13.464	44.323	-9.677	54.000	AVERAGE

Note:

1. All readings above 1GHz are performed with peak and/or average measurements as necessary.
2. Peak measurements: RBW = 1MHz, VBW = 3 MHz, Sweep: Auto.
3. Average measurements: RBW = 1MHz, VBW = 10 Hz, Sweep: Auto.
4. “ * ”, means this data is the worst emission level.
5. Measurement Level = Reading Level + Correct Factor.
6. The average measurement was not performed when the peak measured data under the limit of average detection.

Site : CB1	**Time : 2016/08/24 - 14:11**
Limit : FCC_SpartC_15.209_03M_PK	**Margin : 6**
Probe : CB1_FCC_EFS_1-18G_H2 - HORIZONTAL	**Power : AC 120V/60Hz**
EUT : Dual-Band Wireless-AC PCI-E Adapter	**Note : Mode 1: Transmit_SISO Mode 802.11g_2437MHz_Ant 1**

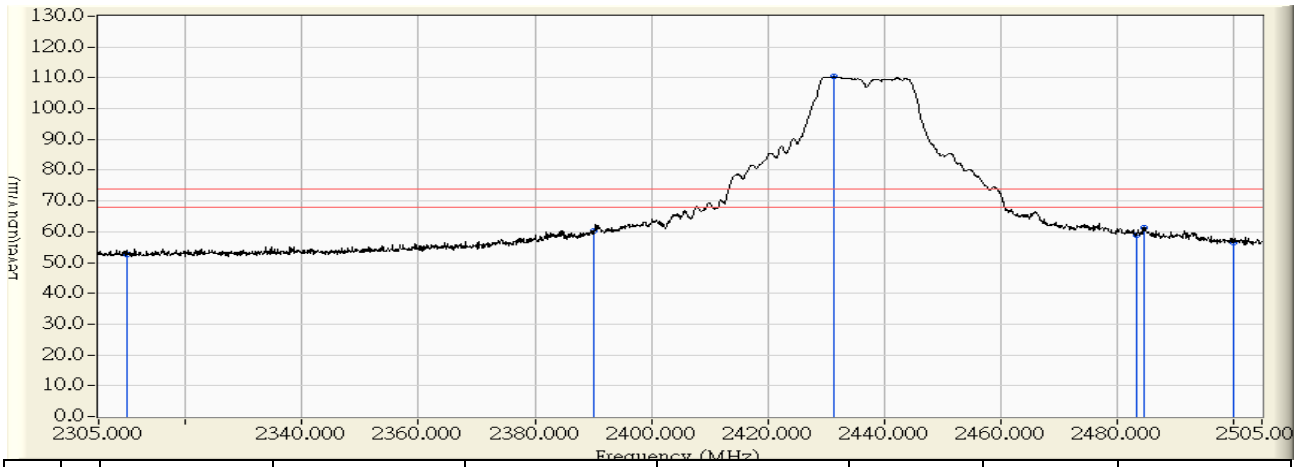

		Frequency (MHz)	Correct Factor (dB)	Reading Level (dBuV)	Measure Level (dBuV/m)	Margin (dB)	Limit (dBuV/m)	Detector Type
1		2310.000	28.130	24.458	52.588	-21.412	74.000	PEAK
2		2390.000	28.933	31.348	60.281	-13.719	74.000	PEAK
3	*	2431.300	29.348	80.996	110.344	36.344	74.000	PEAK
4		2483.500	29.829	28.978	58.807	-15.193	74.000	PEAK
5		2484.700	29.830	31.668	61.498	-12.502	74.000	PEAK
6		2500.000	29.826	26.670	56.495	-17.505	74.000	PEAK

Note:

1. All readings above 1GHz are performed with peak and/or average measurements as necessary.
2. Peak measurements: RBW = 1MHz, VBW = 3 MHz, Sweep: Auto.
3. Average measurements: RBW = 1MHz, VBW = 10 Hz, Sweep: Auto.
4. “ * ”, means this data is the worst emission level.
5. Measurement Level = Reading Level + Correct Factor.
6. The average measurement was not performed when the peak measured data under the limit of average detection.

Site : CB1	**Time : 2016/08/24 - 14:12**
Limit : FCC_SpartC_15.209_03M_AV	**Margin : 6**
Probe : CB1_FCC_EFS_1-18G_H2 - HORIZONTAL	**Power : AC 120V/60Hz**
EUT : Dual-Band Wireless-AC PCI-E Adapter	**Note : Mode 1: Transmit_SISO Mode 802.11g_2437MHz_Ant 1**

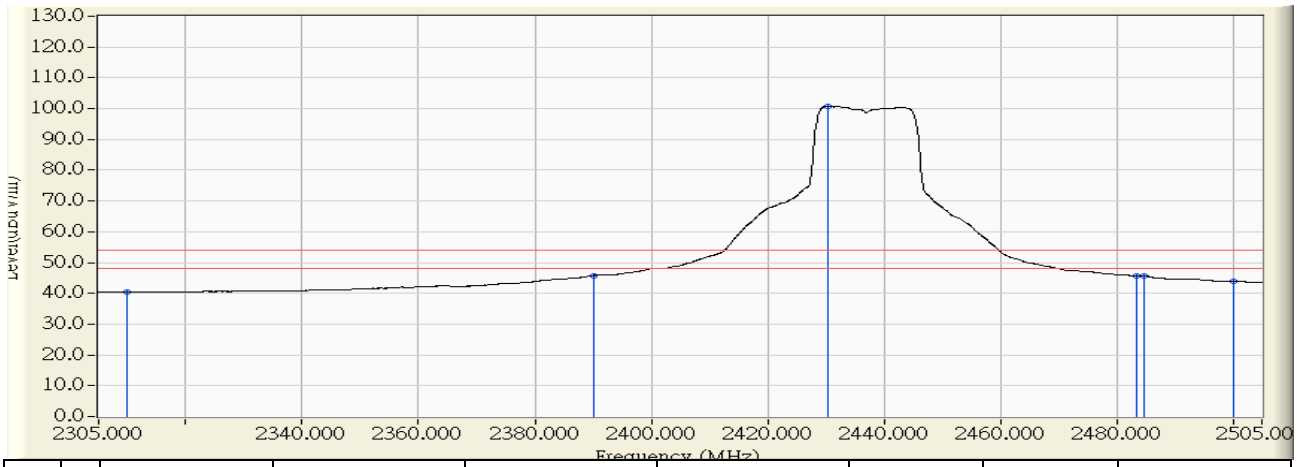

		Frequency (MHz)	Correct Factor (dB)	Reading Level (dBuV)	Measure Level (dBuV/m)	Margin (dB)	Limit (dBuV/m)	Detector Type
1		2310.000	28.130	12.260	40.390	-13.610	54.000	AVERAGE
2		2390.000	28.933	16.832	45.765	-8.235	54.000	AVERAGE
3	*	2430.400	29.339	71.443	100.782	46.782	54.000	AVERAGE
4		2483.500	29.829	15.802	45.631	-8.369	54.000	AVERAGE
5		2484.700	29.830	15.740	45.570	-8.430	54.000	AVERAGE
6		2500.000	29.826	13.960	43.785	-10.215	54.000	AVERAGE

Note:

1. All readings above 1GHz are performed with peak and/or average measurements as necessary.
2. Peak measurements: RBW = 1MHz, VBW = 3 MHz, Sweep: Auto.
3. Average measurements: RBW = 1MHz, VBW = 10 Hz, Sweep: Auto.
4. “ * ”, means this data is the worst emission level.
5. Measurement Level = Reading Level + Correct Factor.
6. The average measurement was not performed when the peak measured data under the limit of average detection.

Site : CB1	**Time : 2016/08/24 - 14:02**
Limit : FCC_SpartC_15.209_03M_PK	**Margin : 6**
Probe : CB1_FCC_EFS_1-18G_H2 - VERTICAL	**Power : AC 120V/60Hz**
EUT : Dual-Band Wireless-AC PCI-E Adapter	**Note : Mode 1: Transmit_SISO Mode 802.11g_2437MHz_Ant 1**

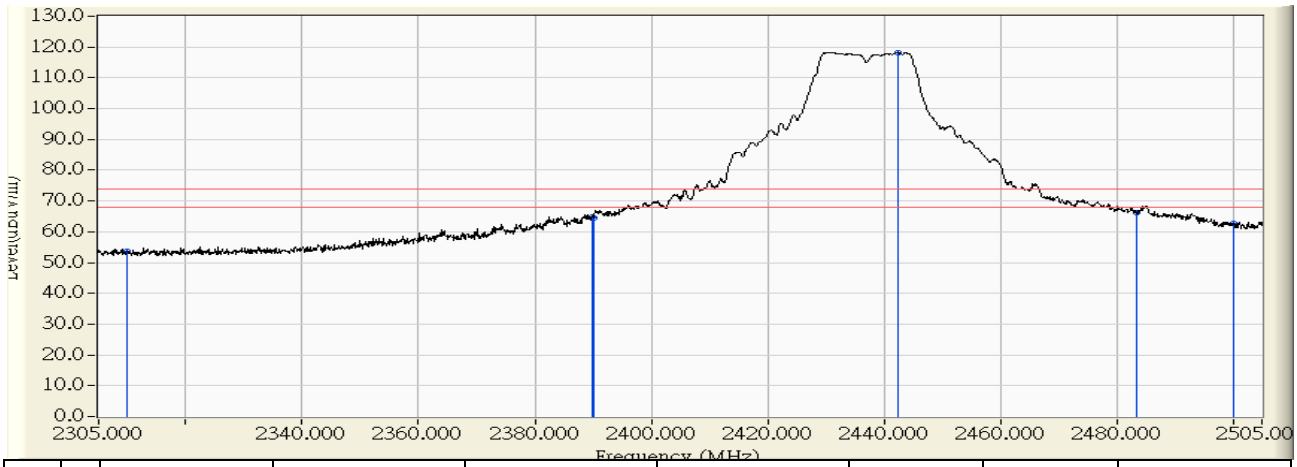

		Frequency (MHz)	Correct Factor (dB)	Reading Level (dBuV)	Measure Level (dBuV/m)	Margin (dB)	Limit (dBuV/m)	Detector Type
1		2310.000	28.784	24.866	53.650	-20.350	74.000	PEAK
2		2389.900	29.746	34.941	64.687	-9.313	74.000	PEAK
3		2390.000	29.747	34.822	64.569	-9.431	74.000	PEAK
4	*	2442.400	30.378	87.887	118.265	44.265	74.000	PEAK
5		2483.500	30.830	35.291	66.121	-7.879	74.000	PEAK
6		2500.000	30.860	31.874	62.733	-11.267	74.000	PEAK

Note:

1. All readings above 1GHz are performed with peak and/or average measurements as necessary.
2. Peak measurements: RBW = 1MHz, VBW = 3 MHz, Sweep: Auto.
3. Average measurements: RBW = 1MHz, VBW = 10 Hz, Sweep: Auto.
4. “ * ”, means this data is the worst emission level.
5. Measurement Level = Reading Level + Correct Factor.
6. The average measurement was not performed when the peak measured data under the limit of average detection.

Site : CB1	**Time : 2016/08/24 - 14:01**
Limit : FCC_SpartC_15.209_03M_AV	**Margin : 6**
Probe : CB1_FCC_EFS_1-18G_H2 - VERTICAL	**Power : AC 120V/60Hz**
EUT : Dual-Band Wireless-AC PCI-E Adapter	**Note : Mode 1: Transmit_SISO Mode 802.11g_2437MHz_Ant 1**

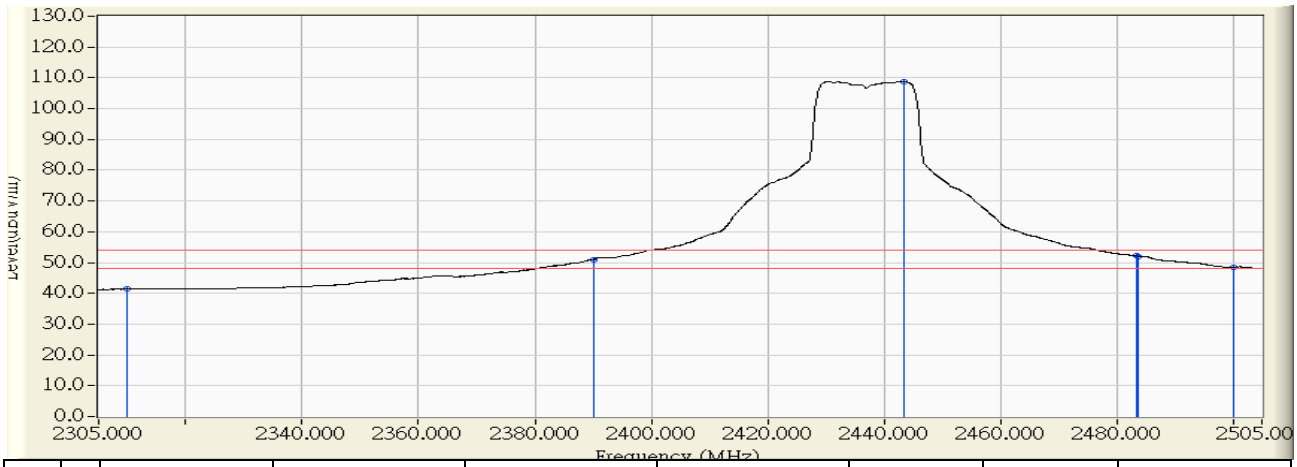

		Frequency (MHz)	Correct Factor (dB)	Reading Level (dBuV)	Measure Level (dBuV/m)	Margin (dB)	Limit (dBuV/m)	Detector Type
1		2310.000	28.784	12.560	41.344	-12.656	54.000	AVERAGE
2		2390.000	29.747	21.302	51.049	-2.951	54.000	AVERAGE
3	*	2443.400	30.390	78.413	108.803	54.803	54.000	AVERAGE
4		2483.500	30.830	21.325	52.155	-1.845	54.000	AVERAGE
5		2483.600	30.831	21.267	52.097	-1.903	54.000	AVERAGE
6		2500.000	30.860	17.614	48.473	-5.527	54.000	AVERAGE

Note:

1. All readings above 1GHz are performed with peak and/or average measurements as necessary.
2. Peak measurements: RBW = 1MHz, VBW = 3 MHz, Sweep: Auto.
3. Average measurements: RBW = 1MHz, VBW = 10 Hz, Sweep: Auto.
4. “ * ”, means this data is the worst emission level.
5. Measurement Level = Reading Level + Correct Factor.
6. The average measurement was not performed when the peak measured data under the limit of average detection.

Site : CB1	**Time : 2016/08/24 - 14:28**
Limit : FCC_SpartC_15.209_03M_PK	**Margin : 6**
Probe : CB1_FCC_EFS_1-18G_H2 - HORIZONTAL	**Power : AC 120V/60Hz**
EUT : Dual-Band Wireless-AC PCI-E Adapter	**Note : Mode 1: Transmit_SISO Mode 802.11g_2462MHz_Ant 1**

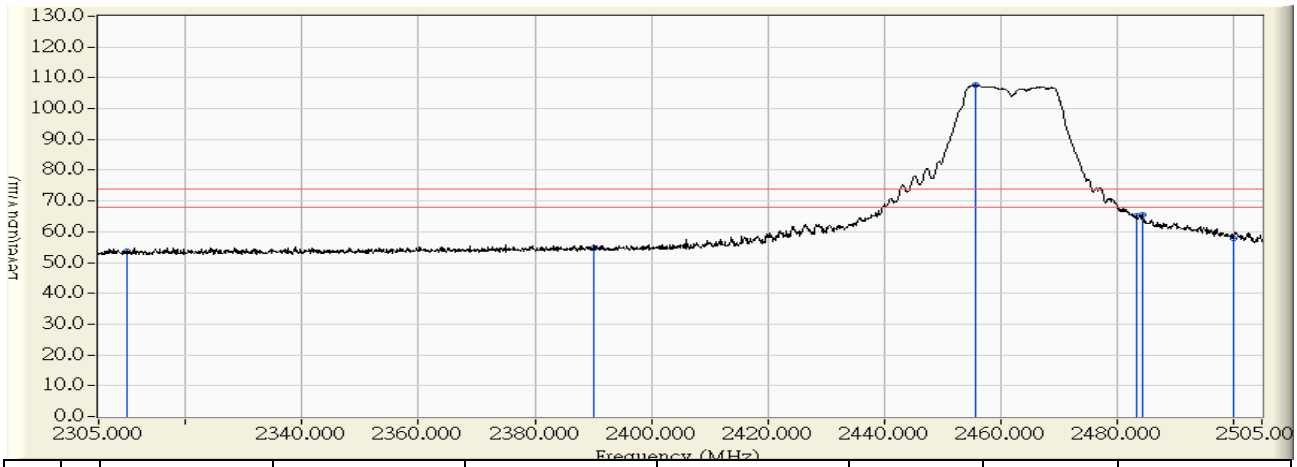

		Frequency (MHz)	Correct Factor (dB)	Reading Level (dBuV)	Measure Level (dBuV/m)	Margin (dB)	Limit (dBuV/m)	Detector Type
1		2310.000	28.130	25.446	53.576	-20.424	74.000	PEAK
2		2390.000	28.933	25.825	54.758	-19.242	74.000	PEAK
3	*	2455.700	29.593	77.939	107.532	33.532	74.000	PEAK
4		2483.500	29.829	35.485	65.314	-8.686	74.000	PEAK
5		2484.400	29.830	35.520	65.349	-8.651	74.000	PEAK
6		2500.000	29.826	28.013	57.838	-16.162	74.000	PEAK

Note:

1. All readings above 1GHz are performed with peak and/or average measurements as necessary.
2. Peak measurements: RBW = 1MHz, VBW = 3 MHz, Sweep: Auto.
3. Average measurements: RBW = 1MHz, VBW = 10 Hz, Sweep: Auto.
4. “ * ”, means this data is the worst emission level.
5. Measurement Level = Reading Level + Correct Factor.
6. The average measurement was not performed when the peak measured data under the limit of average detection.

Site : CB1	**Time : 2016/08/24 - 14:29**
Limit : FCC_SpartC_15.209_03M_AV	**Margin : 6**
Probe : CB1_FCC_EFS_1-18G_H2 - HORIZONTAL	**Power : AC 120V/60Hz**
EUT : Dual-Band Wireless-AC PCI-E Adapter	**Note : Mode 1: Transmit_SISO Mode 802.11g_2462MHz_Ant 1**

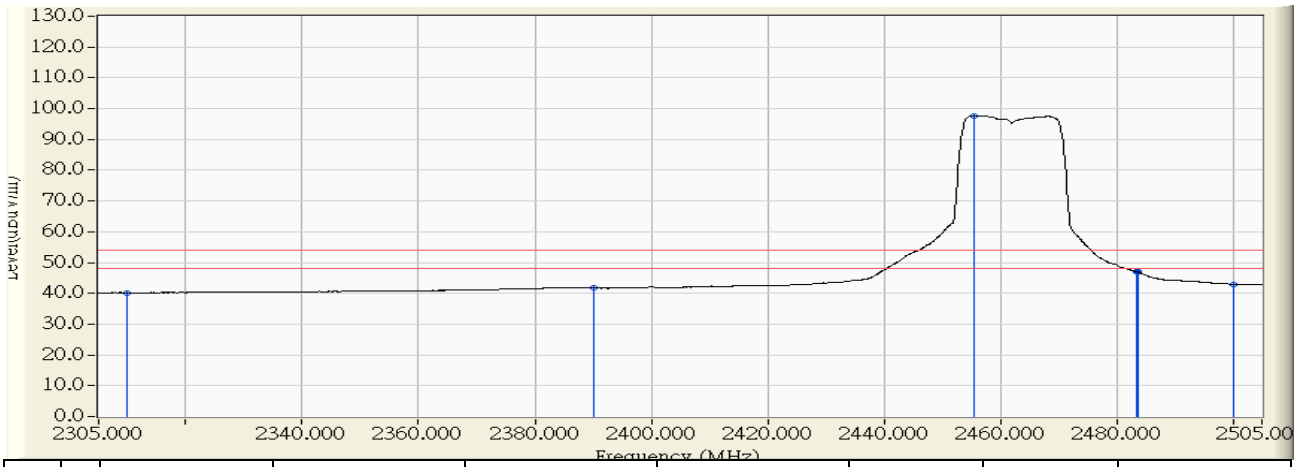

		Frequency (MHz)	Correct Factor (dB)	Reading Level (dBuV)	Measure Level (dBuV/m)	Margin (dB)	Limit (dBuV/m)	Detector Type
1		2310.000	28.130	12.051	40.181	-13.819	54.000	AVERAGE
2		2390.000	28.933	12.979	41.912	-12.088	54.000	AVERAGE
3	*	2455.400	29.590	68.097	97.687	43.687	54.000	AVERAGE
4		2483.500	29.829	17.127	46.956	-7.044	54.000	AVERAGE
5		2483.600	29.829	17.065	46.894	-7.106	54.000	AVERAGE
6		2500.000	29.826	13.123	42.948	-11.052	54.000	AVERAGE

Note:

1. All readings above 1GHz are performed with peak and/or average measurements as necessary.
2. Peak measurements: RBW = 1MHz, VBW = 3 MHz, Sweep: Auto.
3. Average measurements: RBW = 1MHz, VBW = 10 Hz, Sweep: Auto.
4. “ * ”, means this data is the worst emission level.
5. Measurement Level = Reading Level + Correct Factor.
6. The average measurement was not performed when the peak measured data under the limit of average detection.

Site : CB1	**Time : 2016/08/24 - 14:22**
Limit : FCC_SpartC_15.209_03M_PK	**Margin : 6**
Probe : CB1_FCC_EFS_1-18G_H2 - VERTICAL	**Power : AC 120V/60Hz**
EUT : Dual-Band Wireless-AC PCI-E Adapter	**Note : Mode 1: Transmit_SISO Mode 802.11g_2462MHz_Ant 1**

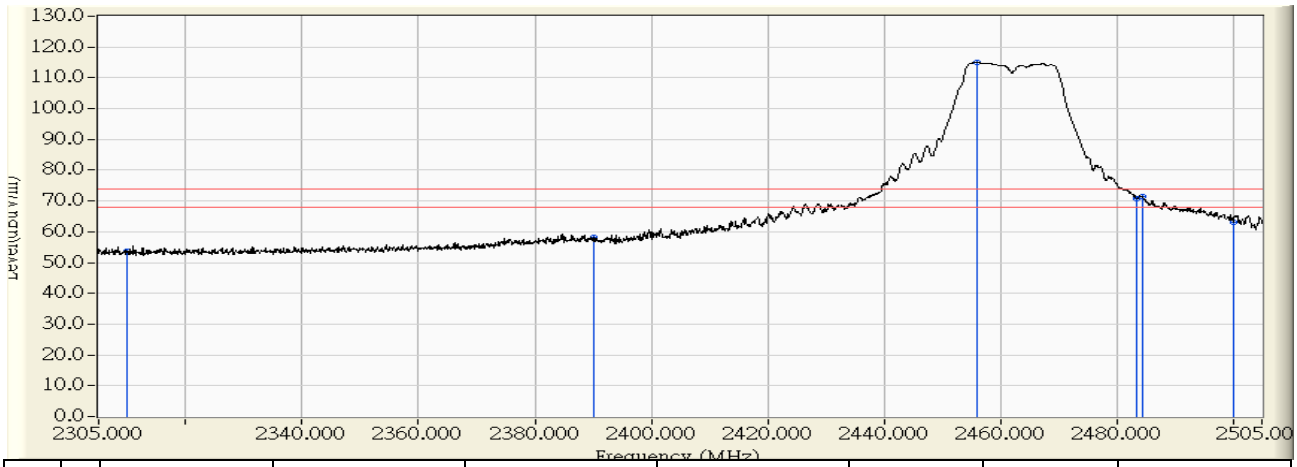

		Frequency (MHz)	Correct Factor (dB)	Reading Level (dBuV)	Measure Level (dBuV/m)	Margin (dB)	Limit (dBuV/m)	Detector Type
1		2310.000	28.784	24.886	53.670	-20.330	74.000	PEAK
2		2390.000	29.747	28.347	58.094	-15.906	74.000	PEAK
3	*	2455.900	30.541	84.443	114.984	40.984	74.000	PEAK
4		2483.500	30.830	40.012	70.842	-3.158	74.000	PEAK
5		2484.400	30.832	40.766	71.598	-2.402	74.000	PEAK
6		2500.000	30.860	32.349	63.208	-10.792	74.000	PEAK

Note:

1. All readings above 1GHz are performed with peak and/or average measurements as necessary.
2. Peak measurements: RBW = 1MHz, VBW = 3 MHz, Sweep: Auto.
3. Average measurements: RBW = 1MHz, VBW = 10 Hz, Sweep: Auto.
4. “ * ”, means this data is the worst emission level.
5. Measurement Level = Reading Level + Correct Factor.
6. The average measurement was not performed when the peak measured data under the limit of average detection.

Site : CB1	**Time : 2016/08/24 - 14:21**
Limit : FCC_SpartC_15.209_03M_AV	**Margin : 6**
Probe : CB1_FCC_EFS_1-18G_H2 - VERTICAL	**Power : AC 120V/60Hz**
EUT : Dual-Band Wireless-AC PCI-E Adapter	**Note : Mode 1: Transmit_SISO Mode 802.11g_2462MHz_Ant 1**

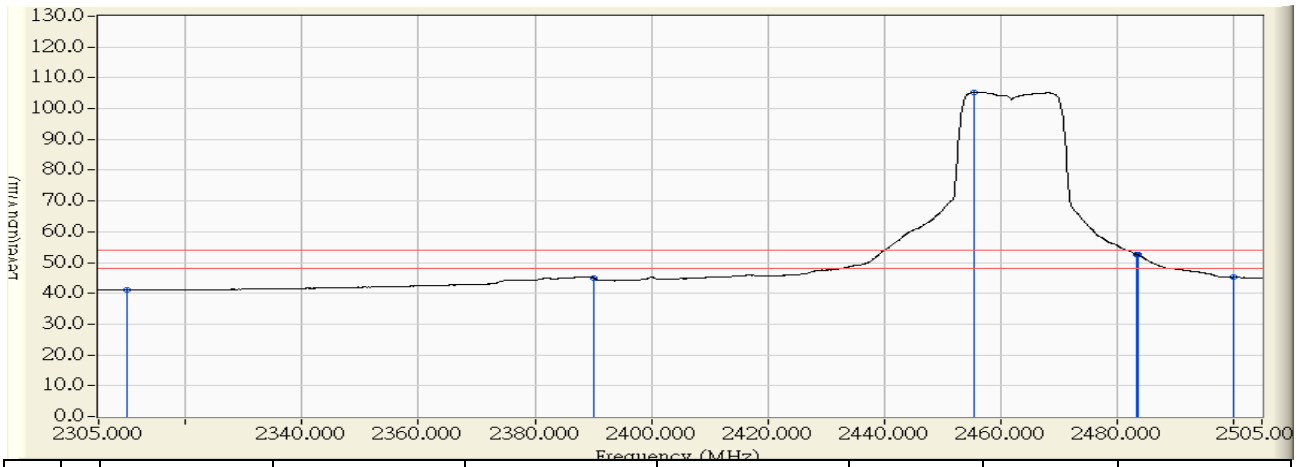

		Frequency (MHz)	Correct Factor (dB)	Reading Level (dBuV)	Measure Level (dBuV/m)	Margin (dB)	Limit (dBuV/m)	Detector Type
1		2310.000	28.784	12.368	41.152	-12.848	54.000	AVERAGE
2		2390.000	29.747	15.279	45.026	-8.974	54.000	AVERAGE
3	*	2455.400	30.535	74.714	105.249	51.249	54.000	AVERAGE
4		2483.500	30.830	21.796	52.626	-1.374	54.000	AVERAGE
5		2483.600	30.831	21.734	52.564	-1.436	54.000	AVERAGE
6		2500.000	30.860	14.308	45.167	-8.833	54.000	AVERAGE

Note:

1. All readings above 1GHz are performed with peak and/or average measurements as necessary.
2. Peak measurements: RBW = 1MHz, VBW = 3 MHz, Sweep: Auto.
3. Average measurements: RBW = 1MHz, VBW = 10 Hz, Sweep: Auto.
4. " * ", means this data is the worst emission level.
5. Measurement Level = Reading Level + Correct Factor.
6. The average measurement was not performed when the peak measured data under the limit of average detection.

Site : CB1	**Time : 2016/09/01 - 01:56**
Limit : FCC_SpartC_15.209_03M_PK	**Margin : 6**
Probe : CB1_FCC_EFS_1-18G_H2 - HORIZONTAL	**Power : AC 120V/60Hz**
EUT : Dual-Band Wireless-AC PCI-E Adapter	**Note : Mode 2: Transmit_CDD Mode 802.11n(20M)_2412MHz**

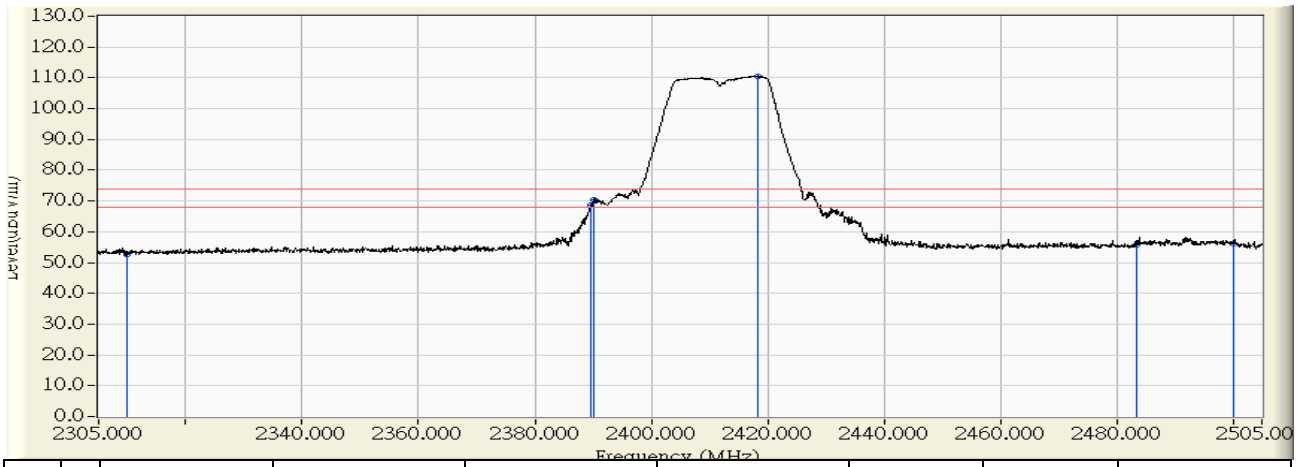

		Frequency (MHz)	Correct Factor (dB)	Reading Level (dBuV)	Measure Level (dBuV/m)	Margin (dB)	Limit (dBuV/m)	Detector Type
1		2310.000	28.130	24.457	52.587	-21.413	74.000	PEAK
2		2389.700	28.930	39.629	68.559	-5.441	74.000	PEAK
3		2390.000	28.933	41.304	70.237	-3.763	74.000	PEAK
4	*	2418.400	29.218	81.333	110.551	36.551	74.000	PEAK
5		2483.500	29.829	26.019	55.848	-18.152	74.000	PEAK
6		2500.000	29.826	26.232	56.057	-17.943	74.000	PEAK

Note:

1. All readings above 1GHz are performed with peak and/or average measurements as necessary.
2. Peak measurements: RBW = 1MHz, VBW = 3 MHz, Sweep: Auto.
3. Average measurements: RBW = 1MHz, VBW = 10 Hz, Sweep: Auto.
4. “ * ”, means this data is the worst emission level.
5. Measurement Level = Reading Level + Correct Factor.
6. The average measurement was not performed when the peak measured data under the limit of average detection.

Site : CB1	**Time : 2016/09/01 - 01:58**
Limit : FCC_SpartC_15.209_03M_AV	**Margin : 6**
Probe : CB1_FCC_EFS_1-18G_H2 - HORIZONTAL	**Power : AC 120V/60Hz**
EUT : Dual-Band Wireless-AC PCI-E Adapter	**Note : Mode 2: Transmit_CDD Mode 802.11n(20M)_2412MHz**

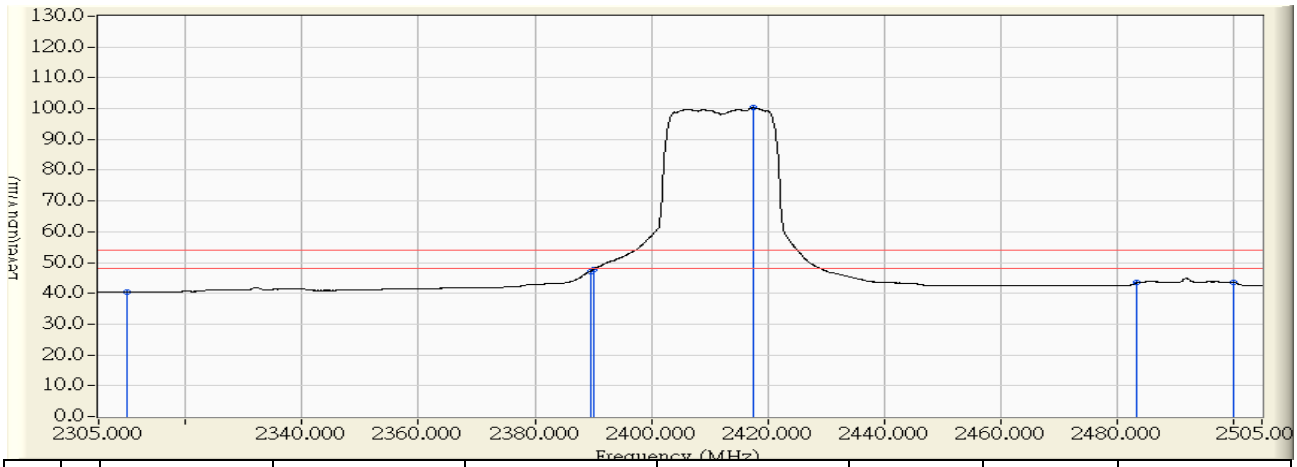

		Frequency (MHz)	Correct Factor (dB)	Reading Level (dBuV)	Measure Level (dBuV/m)	Margin (dB)	Limit (dBuV/m)	Detector Type
1		2310.000	28.130	12.264	40.394	-13.606	54.000	AVERAGE
2		2389.500	28.928	18.256	47.184	-6.816	54.000	AVERAGE
3		2390.000	28.933	18.884	47.817	-6.183	54.000	AVERAGE
4	*	2417.500	29.210	71.001	100.210	46.210	54.000	AVERAGE
5		2483.500	29.829	13.563	43.392	-10.608	54.000	AVERAGE
6		2500.000	29.826	13.779	43.604	-10.396	54.000	AVERAGE

Note:

1. All readings above 1GHz are performed with peak and/or average measurements as necessary.
2. Peak measurements: RBW = 1MHz, VBW = 3 MHz, Sweep: Auto.
3. Average measurements: RBW = 1MHz, VBW = 10 Hz, Sweep: Auto.
4. “ * ”, means this data is the worst emission level.
5. Measurement Level = Reading Level + Correct Factor.
6. The average measurement was not performed when the peak measured data under the limit of average detection.

Site : CB1	**Time : 2016/09/01 - 01:51**
Limit : FCC_SpartC_15.209_03M_PK	**Margin : 6**
Probe : CB1_FCC_EFS_1-18G_H2 - VERTICAL	**Power : AC 120V/60Hz**
EUT : Dual-Band Wireless-AC PCI-E Adapter	**Note : Mode 2: Transmit_CDD Mode 802.11n(20M)_2412MHz**

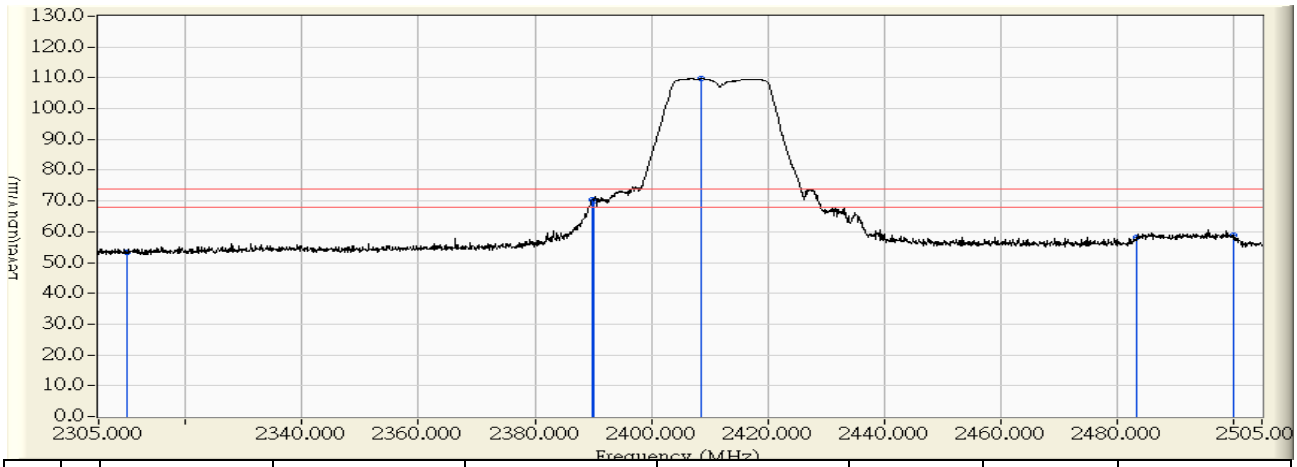

		Frequency (MHz)	Correct Factor (dB)	Reading Level (dBuV)	Measure Level (dBuV/m)	Margin (dB)	Limit (dBuV/m)	Detector Type
1		2310.000	28.784	24.384	53.168	-20.832	74.000	PEAK
2		2389.900	29.746	40.689	70.435	-3.565	74.000	PEAK
3		2390.000	29.747	40.457	70.204	-3.796	74.000	PEAK
4	*	2408.700	29.973	79.965	109.937	35.937	74.000	PEAK
5		2483.500	30.830	27.547	58.377	-15.623	74.000	PEAK
6		2500.000	30.860	27.928	58.787	-15.213	74.000	PEAK

Note:

1. All readings above 1GHz are performed with peak and/or average measurements as necessary.
2. Peak measurements: RBW = 1MHz, VBW = 3 MHz, Sweep: Auto.
3. Average measurements: RBW = 1MHz, VBW = 10 Hz, Sweep: Auto.
4. “ * ”, means this data is the worst emission level.
5. Measurement Level = Reading Level + Correct Factor.
6. The average measurement was not performed when the peak measured data under the limit of average detection.

Site : CB1	**Time : 2016/09/01 - 04:40**
Limit : FCC_SpartC_15.209_03M_AV	**Margin : 6**
Probe : CB1_FCC_EFS_1-18G_H2 - VERTICAL	**Power : AC 120V/60Hz**
EUT : Dual-Band Wireless-AC PCI-E Adapter	**Note : Mode 2: Transmit_CDD Mode 802.11n(20M)_2412MHz**

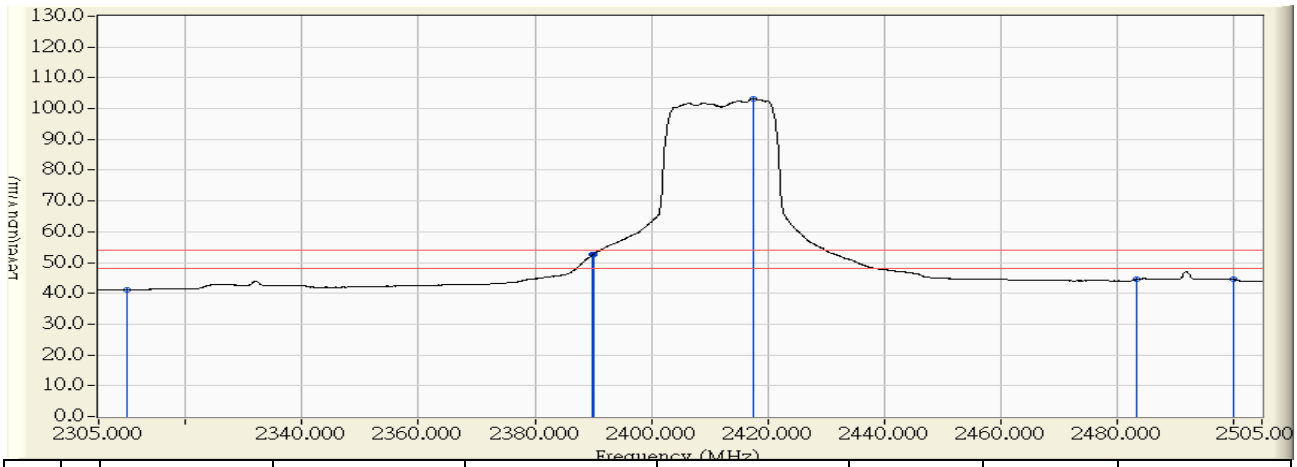

		Frequency (MHz)	Correct Factor (dB)	Reading Level (dBuV)	Measure Level (dBuV/m)	Margin (dB)	Limit (dBuV/m)	Detector Type
1		2310.000	28.784	12.458	41.242	-12.758	54.000	AVERAGE
2		2389.900	29.746	22.823	52.569	-1.431	54.000	AVERAGE
3		2390.000	29.747	22.971	52.718	-1.282	54.000	AVERAGE
4	*	2417.500	30.079	73.077	103.155	49.155	54.000	AVERAGE
5		2483.500	30.830	13.739	44.569	-9.431	54.000	AVERAGE
6		2500.000	30.860	13.623	44.482	-9.518	54.000	AVERAGE

Note:

1. All readings above 1GHz are performed with peak and/or average measurements as necessary.
2. Peak measurements: RBW = 1MHz, VBW = 3 MHz, Sweep: Auto.
3. Average measurements: RBW = 1MHz, VBW = 10 Hz, Sweep: Auto.
4. “ * ”, means this data is the worst emission level.
5. Measurement Level = Reading Level + Correct Factor.
6. The average measurement was not performed when the peak measured data under the limit of average detection.

Site : CB1	**Time : 2016/09/01 - 02:44**
Limit : FCC_SpartC_15.209_03M_PK	**Margin : 6**
Probe : CB1_FCC_EFS_1-18G_H2 - HORIZONTAL	**Power : AC 120V/60Hz**
EUT : Dual-Band Wireless-AC PCI-E Adapter	**Note : Mode 2: Transmit_CDD Mode 802.11n(20M)_2437MHz**

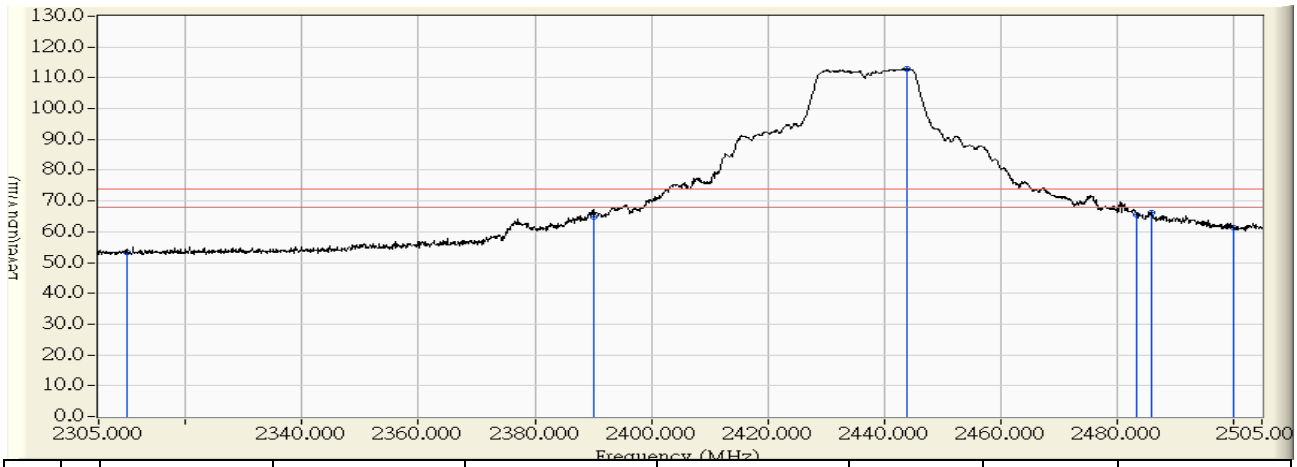

		Frequency (MHz)	Correct Factor (dB)	Reading Level (dBuV)	Measure Level (dBuV/m)	Margin (dB)	Limit (dBuV/m)	Detector Type
1		2310.000	28.130	25.058	53.188	-20.812	74.000	PEAK
2		2390.000	28.933	36.013	64.946	-9.054	74.000	PEAK
3	*	2444.000	29.476	83.449	112.924	38.924	74.000	PEAK
4		2483.500	29.829	35.740	65.569	-8.431	74.000	PEAK
5		2486.000	29.831	36.521	66.351	-7.649	74.000	PEAK
6		2500.000	29.826	31.554	61.379	-12.621	74.000	PEAK

Note:

1. All readings above 1GHz are performed with peak and/or average measurements as necessary.
2. Peak measurements: RBW = 1MHz, VBW = 3 MHz, Sweep: Auto.
3. Average measurements: RBW = 1MHz, VBW = 10 Hz, Sweep: Auto.
4. “ * ”, means this data is the worst emission level.
5. Measurement Level = Reading Level + Correct Factor.
6. The average measurement was not performed when the peak measured data under the limit of average detection.

Site : CB1	**Time : 2016/09/01 - 02:45**
Limit : FCC_SpartC_15.209_03M_AV	**Margin : 6**
Probe : CB1_FCC_EFS_1-18G_H2 - HORIZONTAL	**Power : AC 120V/60Hz**
EUT : Dual-Band Wireless-AC PCI-E Adapter	**Note : Mode 2: Transmit_CDD Mode 802.11n(20M)_2437MHz**

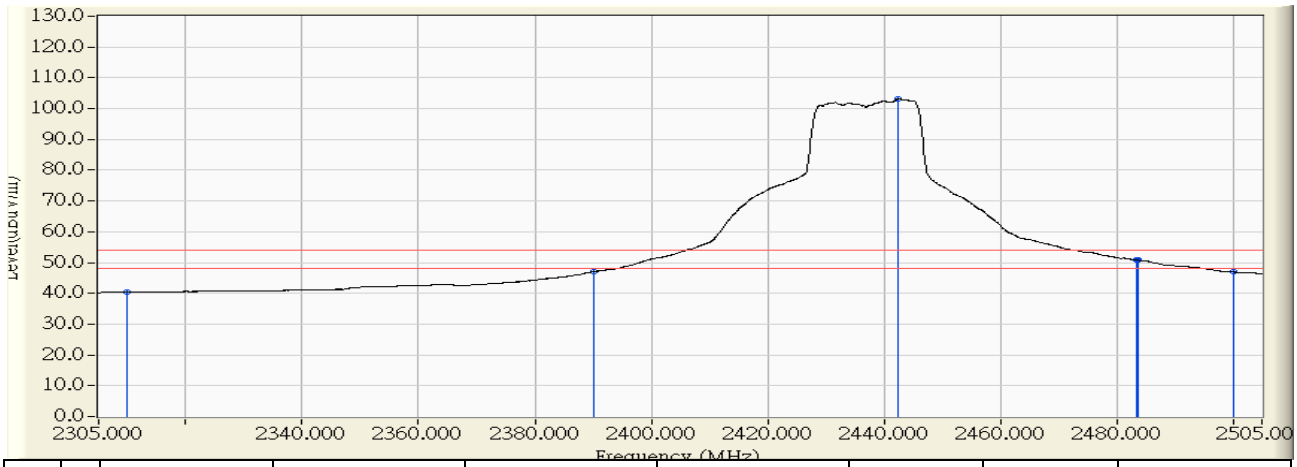

		Frequency (MHz)	Correct Factor (dB)	Reading Level (dBuV)	Measure Level (dBuV/m)	Margin (dB)	Limit (dBuV/m)	Detector Type
1		2310.000	28.130	12.243	40.373	-13.627	54.000	AVERAGE
2		2390.000	28.933	18.079	47.012	-6.988	54.000	AVERAGE
3	*	2442.500	29.460	73.646	103.106	49.106	54.000	AVERAGE
4		2483.500	29.829	21.023	50.852	-3.148	54.000	AVERAGE
5		2483.600	29.829	21.004	50.833	-3.167	54.000	AVERAGE
6		2500.000	29.826	17.103	46.928	-7.072	54.000	AVERAGE

Note:

1. All readings above 1GHz are performed with peak and/or average measurements as necessary.
2. Peak measurements: RBW = 1MHz, VBW = 3 MHz, Sweep: Auto.
3. Average measurements: RBW = 1MHz, VBW = 10 Hz, Sweep: Auto.
4. “ * ”, means this data is the worst emission level.
5. Measurement Level = Reading Level + Correct Factor.
6. The average measurement was not performed when the peak measured data under the limit of average detection.

Site : CB1	**Time : 2016/09/01 - 04:35**
Limit : FCC_SpartC_15.209_03M_PK	**Margin : 6**
Probe : CB1_FCC_EFS_1-18G_H2 - VERTICAL	**Power : AC 120V/60Hz**
EUT : Dual-Band Wireless-AC PCI-E Adapter	**Note : Mode 2: Transmit_CDD Mode 802.11n(20M)_2437MHz**

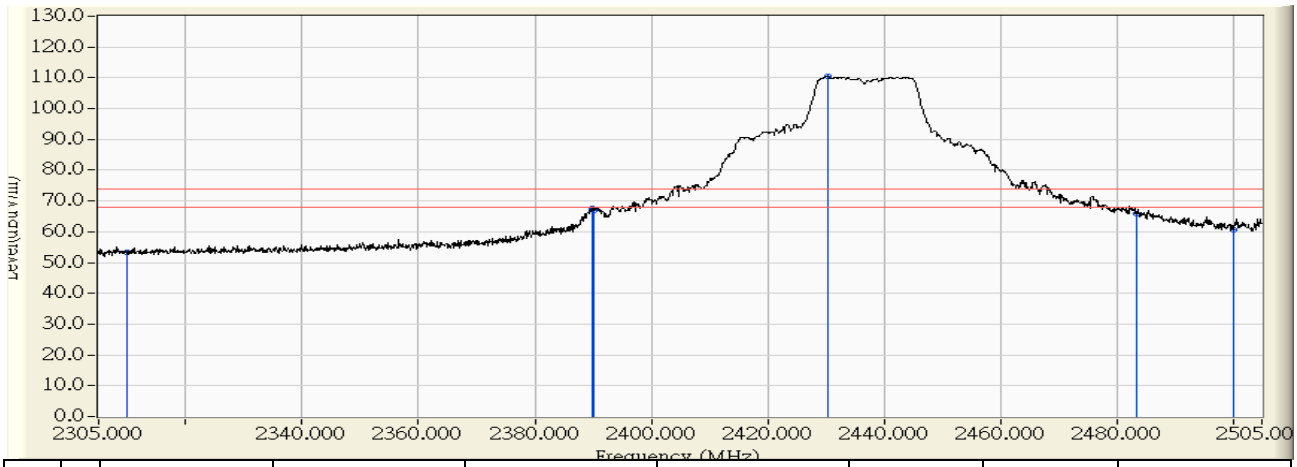

		Frequency (MHz)	Correct Factor (dB)	Reading Level (dBuV)	Measure Level (dBuV/m)	Margin (dB)	Limit (dBuV/m)	Detector Type
1		2310.000	28.784	24.490	53.274	-20.726	74.000	PEAK
2		2389.800	29.745	37.786	67.531	-6.469	74.000	PEAK
3		2390.000	29.747	37.248	66.995	-7.005	74.000	PEAK
4	*	2430.300	30.232	80.285	110.517	36.517	74.000	PEAK
5		2483.500	30.830	35.101	65.931	-8.069	74.000	PEAK
6		2500.000	30.860	29.851	60.710	-13.290	74.000	PEAK

Note:

1. All readings above 1GHz are performed with peak and/or average measurements as necessary.
2. Peak measurements: RBW = 1MHz, VBW = 3 MHz, Sweep: Auto.
3. Average measurements: RBW = 1MHz, VBW = 10 Hz, Sweep: Auto.
4. “ * ”, means this data is the worst emission level.
5. Measurement Level = Reading Level + Correct Factor.
6. The average measurement was not performed when the peak measured data under the limit of average detection.

Site : CB1	**Time : 2016/09/01 - 04:33**
Limit : FCC_SpartC_15.209_03M_AV	**Margin : 6**
Probe : CB1_FCC_EFS_1-18G_H2 - VERTICAL	**Power : AC 120V/60Hz**
EUT : Dual-Band Wireless-AC PCI-E Adapter	**Note : Mode 2: Transmit_CDD Mode 802.11n(20M)_2437MHz**

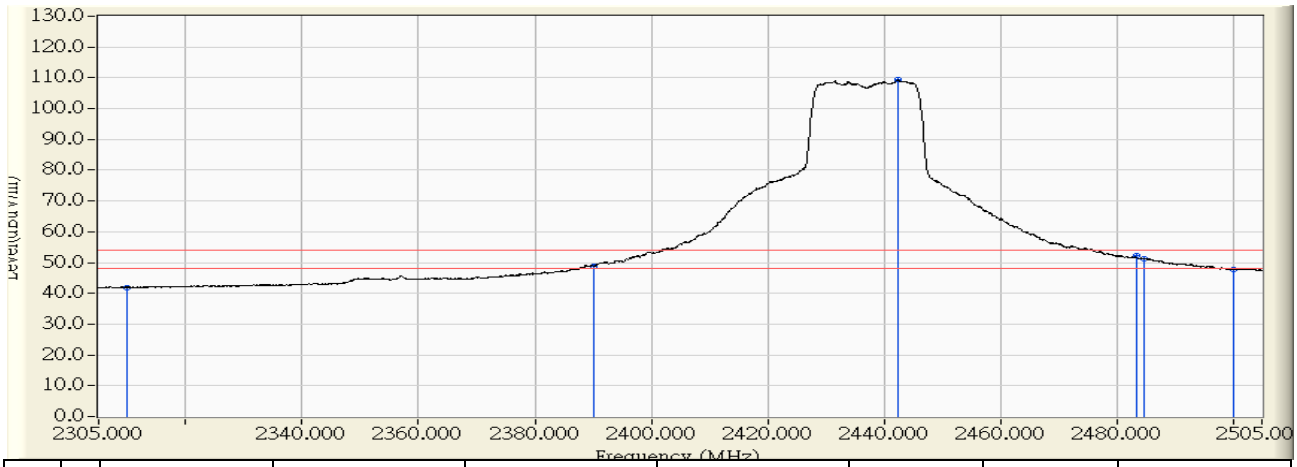

		Frequency (MHz)	Correct Factor (dB)	Reading Level (dBuV)	Measure Level (dBuV/m)	Margin (dB)	Limit (dBuV/m)	Detector Type
1		2310.000	28.784	13.172	41.956	-12.044	54.000	AVERAGE
2		2390.000	29.747	19.141	48.888	-5.112	54.000	AVERAGE
3	*	2442.400	30.378	78.931	109.309	55.309	54.000	AVERAGE
4		2483.500	30.830	21.341	52.171	-1.829	54.000	AVERAGE
5		2484.700	30.833	20.390	51.223	-2.777	54.000	AVERAGE
6		2500.000	30.860	16.911	47.770	-6.230	54.000	AVERAGE

Note:

1. All readings above 1GHz are performed with peak and/or average measurements as necessary.
2. Peak measurements: RBW = 1MHz, VBW = 3 MHz, Sweep: Auto.
3. Average measurements: RBW = 1MHz, VBW = 10 Hz, Sweep: Auto.
4. “ * ”, means this data is the worst emission level.
5. Measurement Level = Reading Level + Correct Factor.
6. The average measurement was not performed when the peak measured data under the limit of average detection.

Site : CB1	**Time : 2016/09/01 - 02:41**
Limit : FCC_SpartC_15.209_03M_PK	**Margin : 6**
Probe : CB1_FCC_EFS_1-18G_H2 - HORIZONTAL	**Power : AC 120V/60Hz**
EUT : Dual-Band Wireless-AC PCI-E Adapter	**Note : Mode 2: Transmit_CDD Mode 802.11n(20M)_2462MHz**

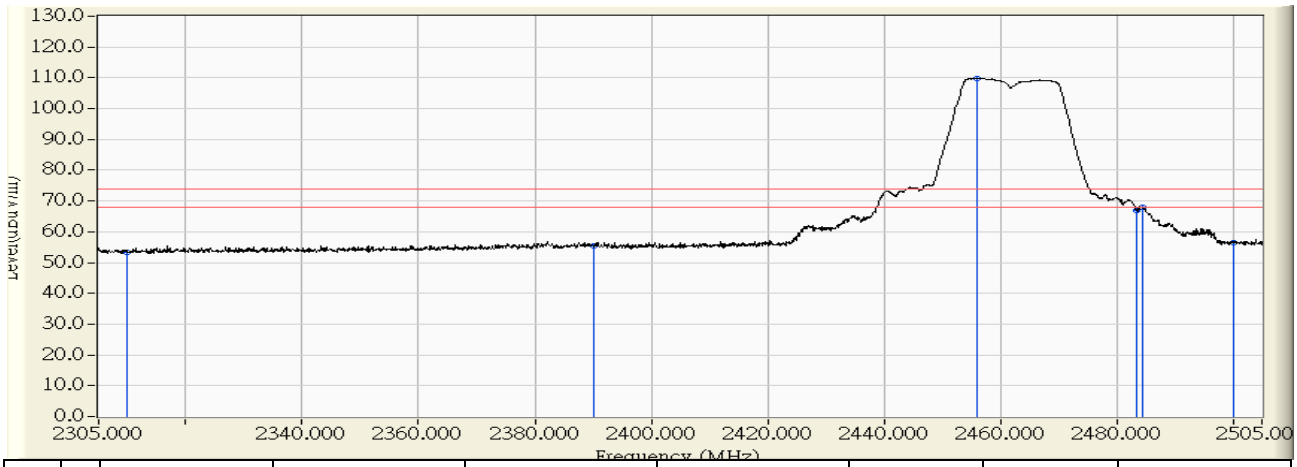

		Frequency (MHz)	Correct Factor (dB)	Reading Level (dBuV)	Measure Level (dBuV/m)	Margin (dB)	Limit (dBuV/m)	Detector Type
1		2310.000	28.130	25.210	53.340	-20.660	74.000	PEAK
2		2390.000	28.933	26.344	55.277	-18.723	74.000	PEAK
3	*	2456.100	29.597	80.228	109.825	35.825	74.000	PEAK
4		2483.500	29.829	37.227	67.056	-6.944	74.000	PEAK
5		2484.500	29.830	38.151	67.981	-6.019	74.000	PEAK
6		2500.000	29.826	26.621	56.446	-17.554	74.000	PEAK

Note:

1. All readings above 1GHz are performed with peak and/or average measurements as necessary.
2. Peak measurements: RBW = 1MHz, VBW = 3 MHz, Sweep: Auto.
3. Average measurements: RBW = 1MHz, VBW = 10 Hz, Sweep: Auto.
4. “ * ”, means this data is the worst emission level.
5. Measurement Level = Reading Level + Correct Factor.
6. The average measurement was not performed when the peak measured data under the limit of average detection.

Site : CB1	**Time : 2016/09/01 - 02:41**
Limit : FCC_SpartC_15.209_03M_AV	**Margin : 6**
Probe : CB1_FCC_EFS_1-18G_H2 - HORIZONTAL	**Power : AC 120V/60Hz**
EUT : Dual-Band Wireless-AC PCI-E Adapter	**Note : Mode 2: Transmit_CDD Mode 802.11n(20M)_2462MHz**

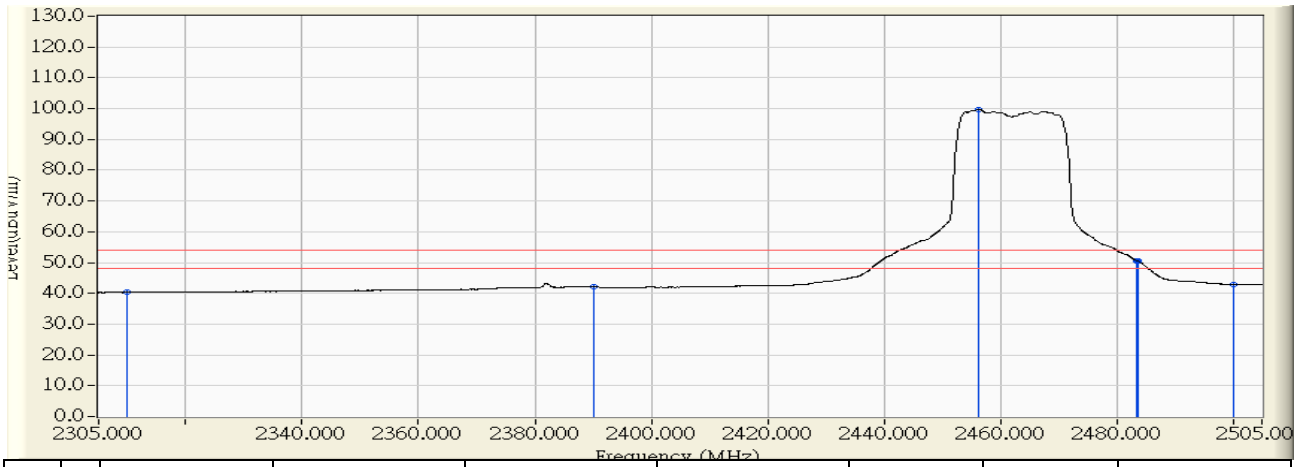

		Frequency (MHz)	Correct Factor (dB)	Reading Level (dBuV)	Measure Level (dBuV/m)	Margin (dB)	Limit (dBuV/m)	Detector Type
1		2310.000	28.130	12.199	40.329	-13.671	54.000	AVERAGE
2		2390.000	28.933	13.253	42.186	-11.814	54.000	AVERAGE
3	*	2456.300	29.599	70.009	99.608	45.608	54.000	AVERAGE
4		2483.500	29.829	20.773	50.602	-3.398	54.000	AVERAGE
5		2483.600	29.829	20.704	50.533	-3.467	54.000	AVERAGE
6		2500.000	29.826	13.099	42.924	-11.076	54.000	AVERAGE

Note:

1. All readings above 1GHz are performed with peak and/or average measurements as necessary.
2. Peak measurements: RBW = 1MHz, VBW = 3 MHz, Sweep: Auto.
3. Average measurements: RBW = 1MHz, VBW = 10 Hz, Sweep: Auto.
4. “ * ”, means this data is the worst emission level.
5. Measurement Level = Reading Level + Correct Factor.
6. The average measurement was not performed when the peak measured data under the limit of average detection.

Site : CB1	**Time : 2016/09/01 - 04:24**
Limit : FCC_SpartC_15.209_03M_PK	**Margin : 6**
Probe : CB1_FCC_EFS_1-18G_H2 - VERTICAL	**Power : AC 120V/60Hz**
EUT : Dual-Band Wireless-AC PCI-E Adapter	**Note : Mode 2: Transmit_CDD Mode 802.11n(20M)_2462MHz**

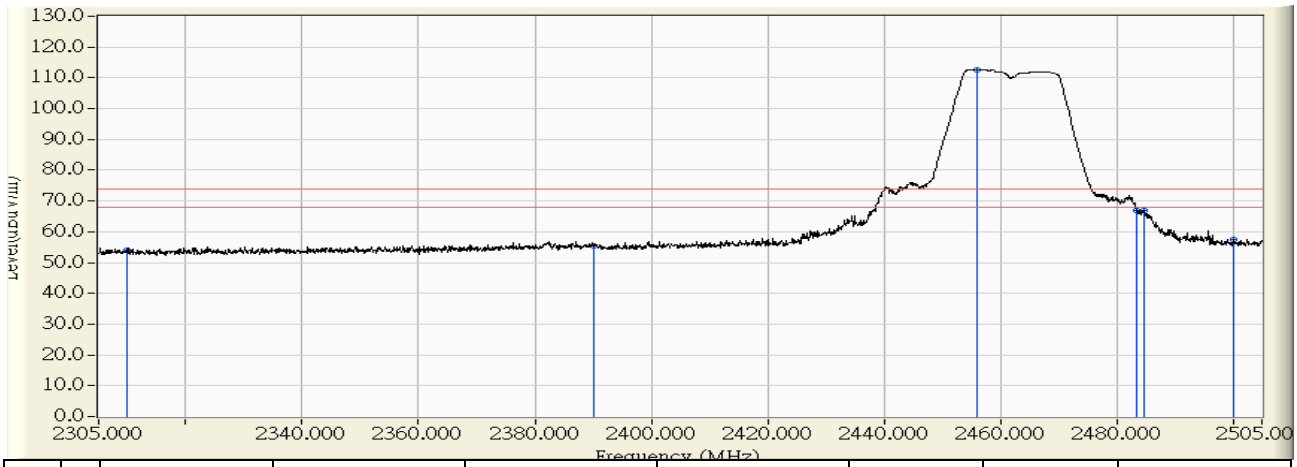

		Frequency (MHz)	Correct Factor (dB)	Reading Level (dBuV)	Measure Level (dBuV/m)	Margin (dB)	Limit (dBuV/m)	Detector Type
1		2310.000	28.784	25.110	53.894	-20.106	74.000	PEAK
2		2390.000	29.747	25.542	55.289	-18.711	74.000	PEAK
3	*	2456.100	30.543	82.183	112.726	38.726	74.000	PEAK
4		2483.500	30.830	36.203	67.033	-6.967	74.000	PEAK
5		2484.800	30.833	36.111	66.944	-7.056	74.000	PEAK
6		2500.000	30.860	26.779	57.638	-16.362	74.000	PEAK

Note:

1. All readings above 1GHz are performed with peak and/or average measurements as necessary.
2. Peak measurements: RBW = 1MHz, VBW = 3 MHz, Sweep: Auto.
3. Average measurements: RBW = 1MHz, VBW = 10 Hz, Sweep: Auto.
4. “ * ”, means this data is the worst emission level.
5. Measurement Level = Reading Level + Correct Factor.
6. The average measurement was not performed when the peak measured data under the limit of average detection.

Site : CB1	**Time : 2016/09/01 - 04:23**
Limit : FCC_SpartC_15.209_03M_AV	**Margin : 6**
Probe : CB1_FCC_EFS_1-18G_H2 - VERTICAL	**Power : AC 120V/60Hz**
EUT : Dual-Band Wireless-AC PCI-E Adapter	**Note : Mode 2: Transmit_CDD Mode 802.11n(20M)_2462MHz**

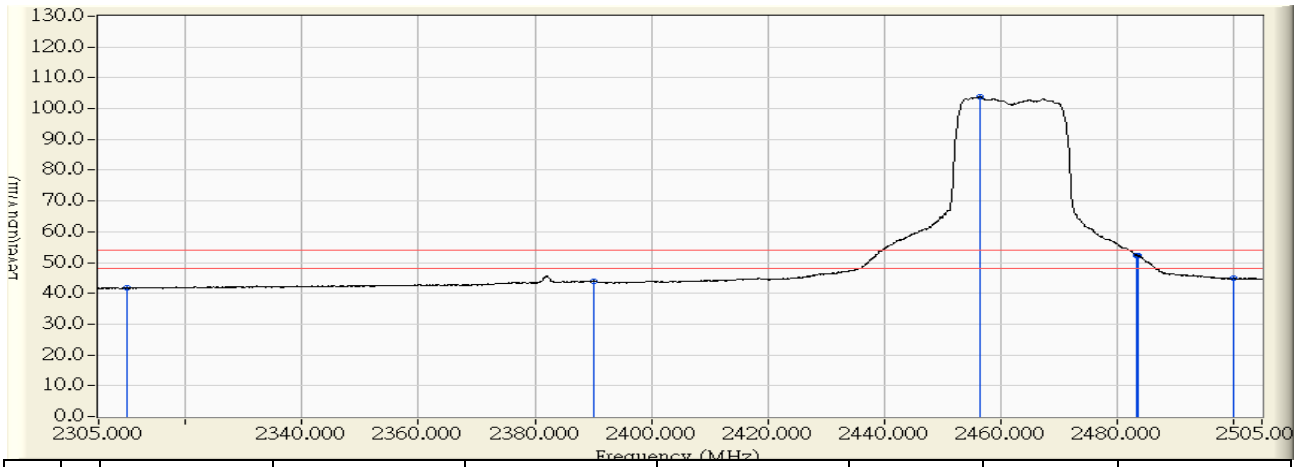

		Frequency (MHz)	Correct Factor (dB)	Reading Level (dBuV)	Measure Level (dBuV/m)	Margin (dB)	Limit (dBuV/m)	Detector Type
1		2310.000	28.784	13.082	41.866	-12.134	54.000	AVERAGE
2		2390.000	29.747	14.221	43.968	-10.032	54.000	AVERAGE
3	*	2456.600	30.549	73.370	103.919	49.919	54.000	AVERAGE
4		2483.500	30.830	21.497	52.327	-1.673	54.000	AVERAGE
5		2483.600	30.831	21.436	52.266	-1.734	54.000	AVERAGE
6		2500.000	30.860	13.934	44.793	-9.207	54.000	AVERAGE

Note:

1. All readings above 1GHz are performed with peak and/or average measurements as necessary.
2. Peak measurements: RBW = 1MHz, VBW = 3 MHz, Sweep: Auto.
3. Average measurements: RBW = 1MHz, VBW = 10 Hz, Sweep: Auto.
4. " * ", means this data is the worst emission level.
5. Measurement Level = Reading Level + Correct Factor.
6. The average measurement was not performed when the peak measured data under the limit of average detection.

Site : CB1	**Time : 2016/09/01 - 02:58**
Limit : FCC_SpartC_15.209_03M_PK	**Margin : 6**
Probe : CB1_FCC_EFS_1-18G_H2 - HORIZONTAL	**Power : AC 120V/60Hz**
EUT : Dual-Band Wireless-AC PCI-E Adapter	**Note : Mode 2: Transmit_CDD Mode 802.11n(40M)_2422MHz**

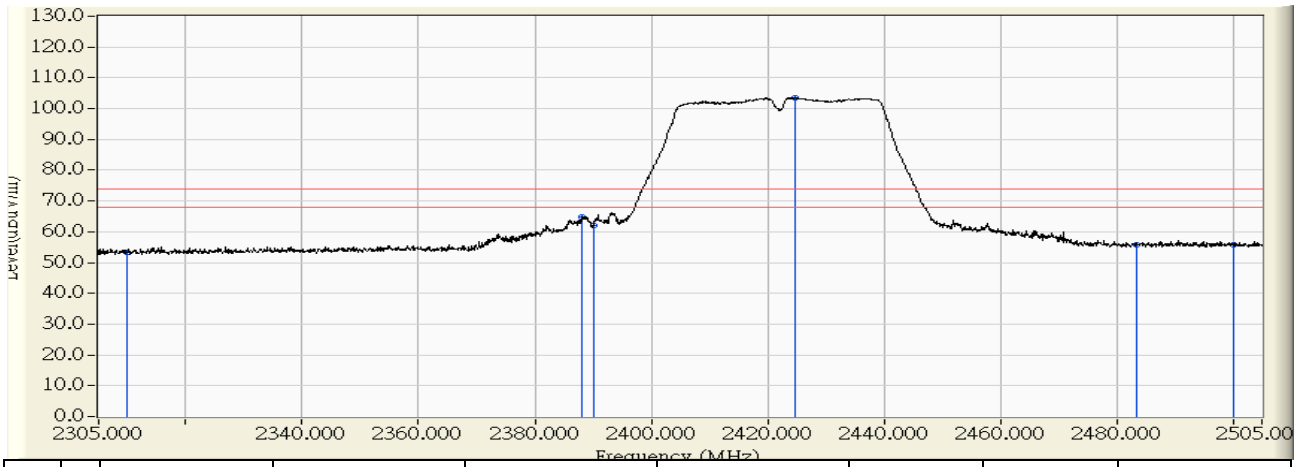

		Frequency (MHz)	Correct Factor (dB)	Reading Level (dBuV)	Measure Level (dBuV/m)	Margin (dB)	Limit (dBuV/m)	Detector Type
1		2310.000	28.130	25.082	53.212	-20.788	74.000	PEAK
2		2388.100	28.914	35.830	64.744	-9.256	74.000	PEAK
3		2390.000	28.933	32.941	61.874	-12.126	74.000	PEAK
4	*	2424.700	29.281	74.322	103.604	29.604	74.000	PEAK
5		2483.500	29.829	25.768	55.597	-18.403	74.000	PEAK
6		2500.000	29.826	25.910	55.735	-18.265	74.000	PEAK

Note:

1. All readings above 1GHz are performed with peak and/or average measurements as necessary.
2. Peak measurements: RBW = 1MHz, VBW = 3 MHz, Sweep: Auto.
3. Average measurements: RBW = 1MHz, VBW = 10 Hz, Sweep: Auto.
4. “ * ”, means this data is the worst emission level.
5. Measurement Level = Reading Level + Correct Factor.
6. The average measurement was not performed when the peak measured data under the limit of average detection.

Site : CB1	**Time : 2016/09/01 - 02:58**
Limit : FCC_SpartC_15.209_03M_AV	**Margin : 6**
Probe : CB1_FCC_EFS_1-18G_H2 - HORIZONTAL	**Power : AC 120V/60Hz**
EUT : Dual-Band Wireless-AC PCI-E Adapter	**Note : Mode 2: Transmit_CDD Mode 802.11n(40M)_2422MHz**

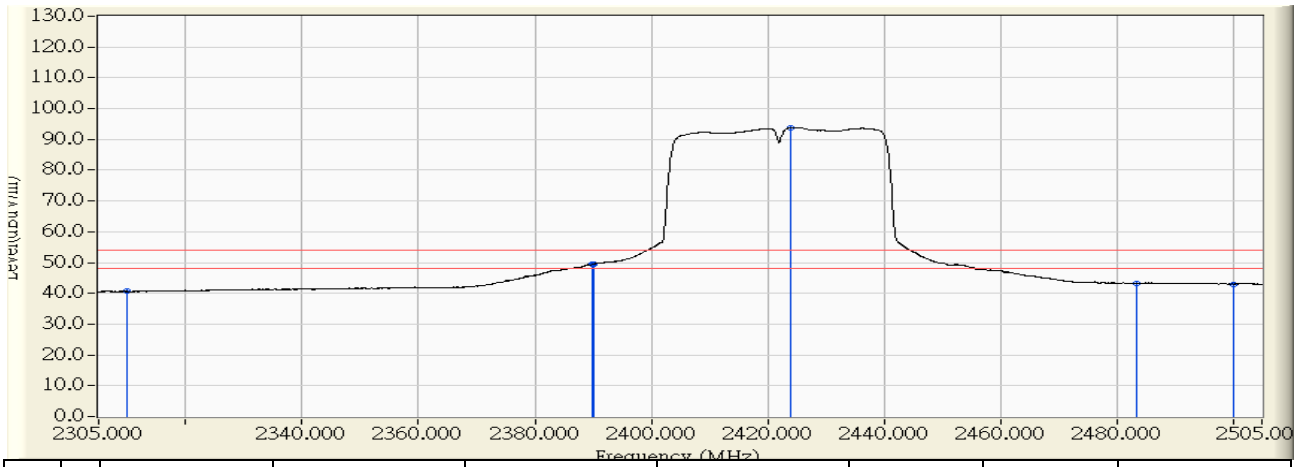

		Frequency (MHz)	Correct Factor (dB)	Reading Level (dBuV)	Measure Level (dBuV/m)	Margin (dB)	Limit (dBuV/m)	Detector Type
1		2310.000	28.130	12.510	40.640	-13.360	54.000	AVERAGE
2		2389.900	28.932	20.572	49.504	-4.496	54.000	AVERAGE
3		2390.000	28.933	20.462	49.395	-4.605	54.000	AVERAGE
4	*	2424.100	29.276	64.389	93.665	39.665	54.000	AVERAGE
5		2483.500	29.829	13.466	43.295	-10.705	54.000	AVERAGE
6		2500.000	29.826	13.180	43.005	-10.995	54.000	AVERAGE

Note:

1. All readings above 1GHz are performed with peak and/or average measurements as necessary.
2. Peak measurements: RBW = 1MHz, VBW = 3 MHz, Sweep: Auto.
3. Average measurements: RBW = 1MHz, VBW = 10 Hz, Sweep: Auto.
4. “ * ”, means this data is the worst emission level.
5. Measurement Level = Reading Level + Correct Factor.
6. The average measurement was not performed when the peak measured data under the limit of average detection.

Site : CB1	**Time : 2016/09/01 - 04:12**
Limit : FCC_SpartC_15.209_03M_PK	**Margin : 6**
Probe : CB1_FCC_EFS_1-18G_H2 - VERTICAL	**Power : AC 120V/60Hz**
EUT : Dual-Band Wireless-AC PCI-E Adapter	**Note : Mode 2: Transmit_CDD Mode 802.11n(40M)_2422MHz**

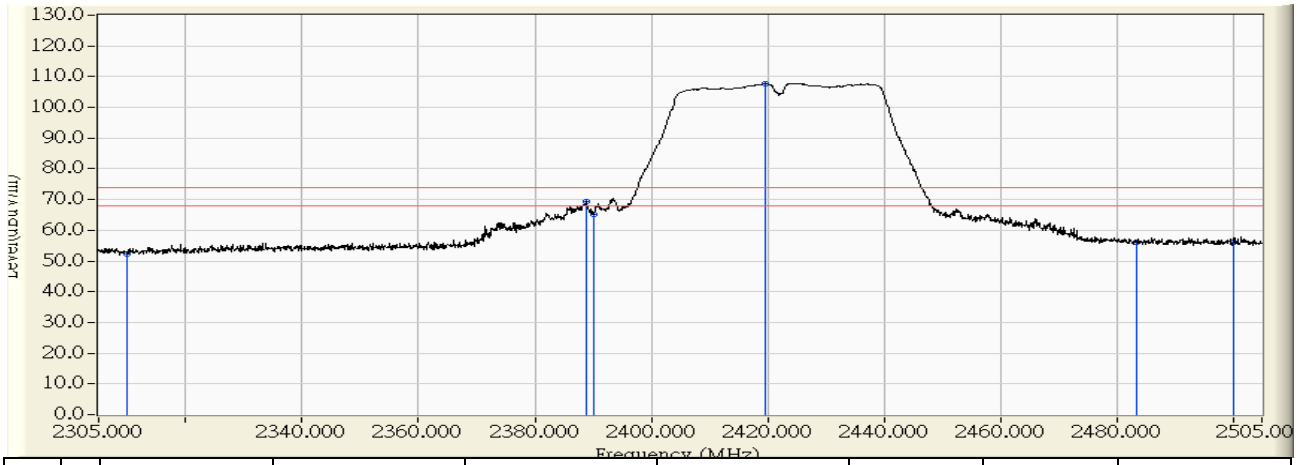

		Frequency (MHz)	Correct Factor (dB)	Reading Level (dBuV)	Measure Level (dBuV/m)	Margin (dB)	Limit (dBuV/m)	Detector Type
1		2310.000	28.784	23.595	52.379	-21.621	74.000	PEAK
2		2388.800	29.733	39.621	69.354	-4.646	74.000	PEAK
3		2390.000	29.747	35.301	65.048	-8.952	74.000	PEAK
4	*	2419.700	30.104	77.755	107.860	33.860	74.000	PEAK
5		2483.500	30.830	25.410	56.240	-17.760	74.000	PEAK
6		2500.000	30.860	25.386	56.245	-17.755	74.000	PEAK

Note:

1. All readings above 1GHz are performed with peak and/or average measurements as necessary.
2. Peak measurements: RBW = 1MHz, VBW = 3 MHz, Sweep: Auto.
3. Average measurements: RBW = 1MHz, VBW = 10 Hz, Sweep: Auto.
4. “ * ”, means this data is the worst emission level.
5. Measurement Level = Reading Level + Correct Factor.
6. The average measurement was not performed when the peak measured data under the limit of average detection.

Site : CB1	**Time : 2016/09/01 - 04:11**
Limit : FCC_SpartC_15.209_03M_AV	**Margin : 6**
Probe : CB1_FCC_EFS_1-18G_H2 - VERTICAL	**Power : AC 120V/60Hz**
EUT : Dual-Band Wireless-AC PCI-E Adapter	**Note : Mode 2: Transmit_CDD Mode 802.11n(40M)_2422MHz**

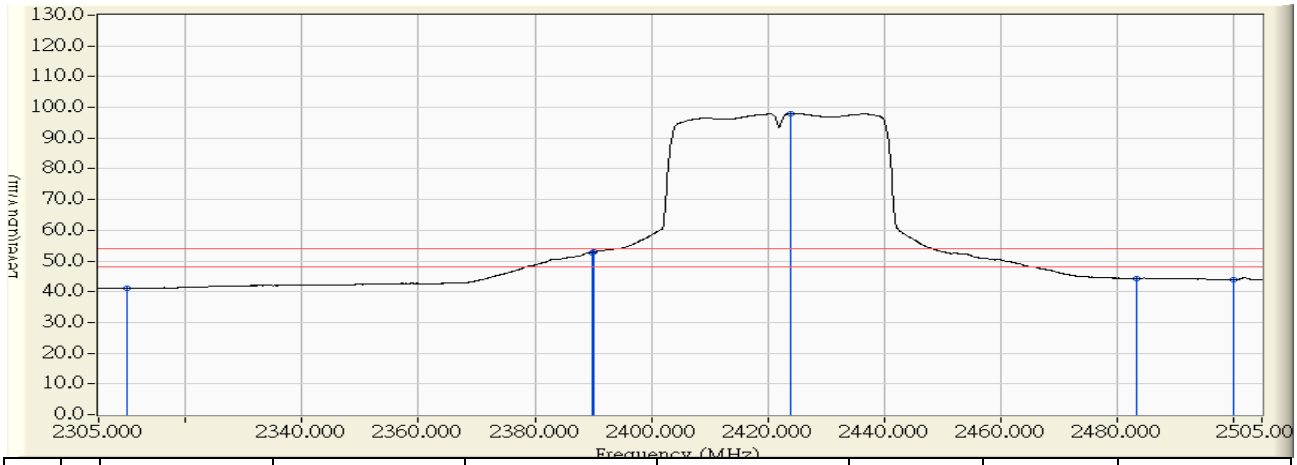

		Frequency (MHz)	Correct Factor (dB)	Reading Level (dBuV)	Measure Level (dBuV/m)	Margin (dB)	Limit (dBuV/m)	Detector Type
1		2310.000	28.784	12.374	41.158	-12.842	54.000	AVERAGE
2		2389.900	29.746	23.001	52.747	-1.253	54.000	AVERAGE
3		2390.000	29.747	23.059	52.806	-1.194	54.000	AVERAGE
4	*	2423.900	30.156	67.853	98.008	44.008	54.000	AVERAGE
5		2483.500	30.830	13.525	44.355	-9.645	54.000	AVERAGE
6		2500.000	30.860	13.106	43.965	-10.035	54.000	AVERAGE

Note:

1. All readings above 1GHz are performed with peak and/or average measurements as necessary.
2. Peak measurements: RBW = 1MHz, VBW = 3 MHz, Sweep: Auto.
3. Average measurements: RBW = 1MHz, VBW = 10 Hz, Sweep: Auto.
4. " * ", means this data is the worst emission level.
5. Measurement Level = Reading Level + Correct Factor.
6. The average measurement was not performed when the peak measured data under the limit of average detection.

Site : CB1	**Time : 2016/09/01 - 03:20**
Limit : FCC_SpartC_15.209_03M_PK	**Margin : 6**
Probe : CB1_FCC_EFS_1-18G_H2 - HORIZONTAL	**Power : AC 120V/60Hz**
EUT : Dual-Band Wireless-AC PCI-E Adapter	**Note : Mode 2: Transmit_CDD Mode 802.11n(40M)_2437MHz**

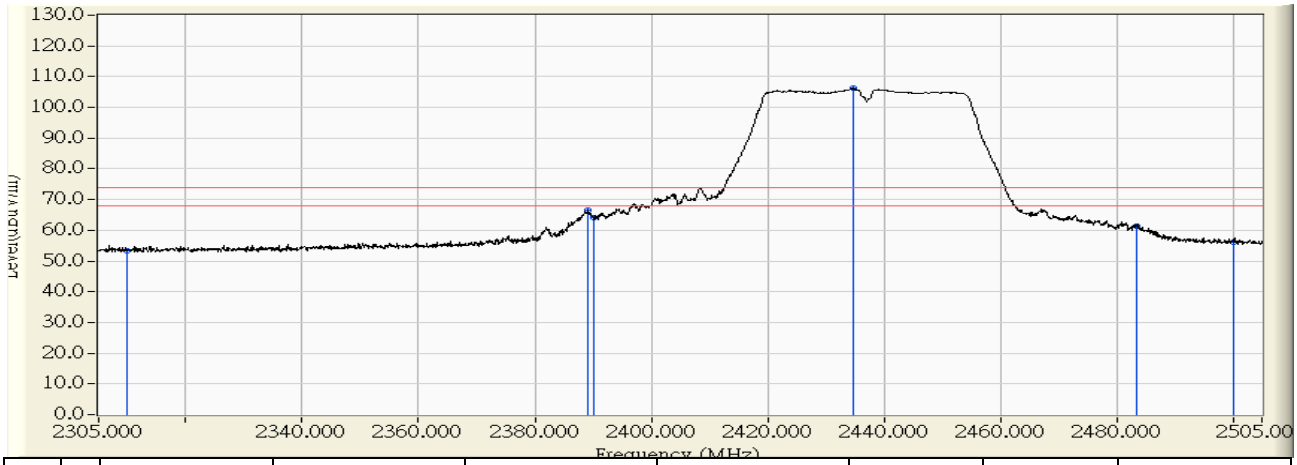

		Frequency (MHz)	Correct Factor (dB)	Reading Level (dBuV)	Measure Level (dBuV/m)	Margin (dB)	Limit (dBuV/m)	Detector Type
1		2310.000	28.130	25.202	53.332	-20.668	74.000	PEAK
2		2389.200	28.925	37.508	66.433	-7.567	74.000	PEAK
3		2390.000	28.933	35.065	63.998	-10.002	74.000	PEAK
4	*	2434.700	29.381	76.777	106.159	32.159	74.000	PEAK
5		2483.500	29.829	31.374	61.203	-12.797	74.000	PEAK
6		2500.000	29.826	26.123	55.948	-18.052	74.000	PEAK

Note:

1. All readings above 1GHz are performed with peak and/or average measurements as necessary.
2. Peak measurements: RBW = 1MHz, VBW = 3 MHz, Sweep: Auto.
3. Average measurements: RBW = 1MHz, VBW = 10 Hz, Sweep: Auto.
4. “ * ”, means this data is the worst emission level.
5. Measurement Level = Reading Level + Correct Factor.
6. The average measurement was not performed when the peak measured data under the limit of average detection.

Site : CB1	**Time : 2016/09/01 - 03:21**
Limit : FCC_SpartC_15.209_03M_AV	**Margin : 6**
Probe : CB1_FCC_EFS_1-18G_H2 - HORIZONTAL	**Power : AC 120V/60Hz**
EUT : Dual-Band Wireless-AC PCI-E Adapter	**Note : Mode 2: Transmit_CDD Mode 802.11n(40M)_2437MHz**

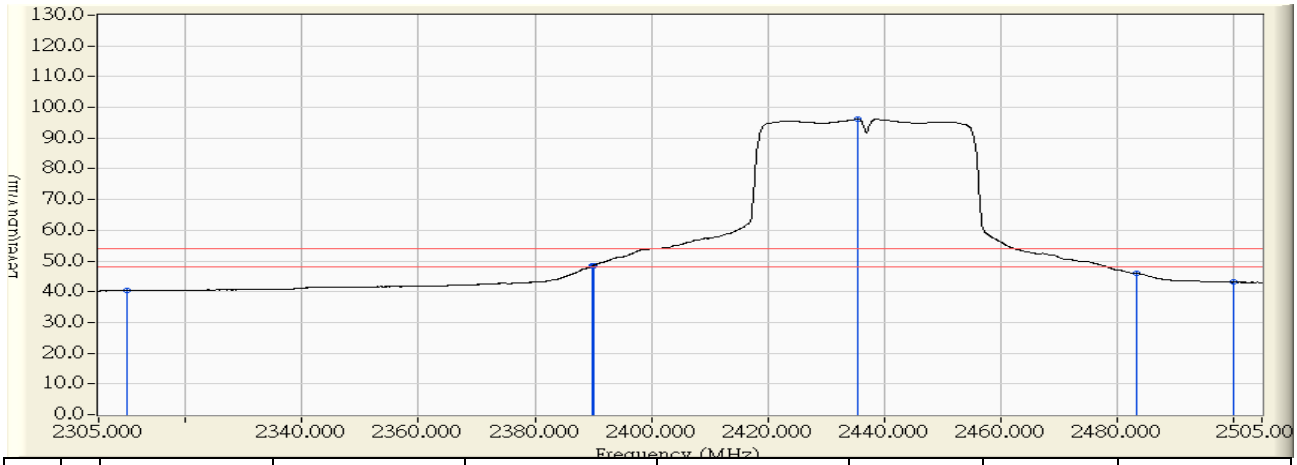

		Frequency (MHz)	Correct Factor (dB)	Reading Level (dBuV)	Measure Level (dBuV/m)	Margin (dB)	Limit (dBuV/m)	Detector Type
1		2310.000	28.130	12.221	40.351	-13.649	54.000	AVERAGE
2		2389.900	28.932	19.485	48.417	-5.583	54.000	AVERAGE
3		2390.000	28.933	19.564	48.497	-5.503	54.000	AVERAGE
4	*	2435.400	29.389	66.766	96.155	42.155	54.000	AVERAGE
5		2483.500	29.829	16.244	46.073	-7.927	54.000	AVERAGE
6		2500.000	29.826	13.233	43.058	-10.942	54.000	AVERAGE

Note:

1. All readings above 1GHz are performed with peak and/or average measurements as necessary.
2. Peak measurements: RBW = 1MHz, VBW = 3 MHz, Sweep: Auto.
3. Average measurements: RBW = 1MHz, VBW = 10 Hz, Sweep: Auto.
4. “ * ”, means this data is the worst emission level.
5. Measurement Level = Reading Level + Correct Factor.
6. The average measurement was not performed when the peak measured data under the limit of average detection.

Site : CB1	**Time : 2016/09/01 - 03:10**
Limit : FCC_SpartC_15.209_03M_PK	**Margin : 6**
Probe : CB1_FCC_EFS_1-18G_H2 - VERTICAL	**Power : AC 120V/60Hz**
EUT : Dual-Band Wireless-AC PCI-E Adapter	**Note : Mode 2: Transmit_CDD Mode 802.11n(40M)_2437MHz**

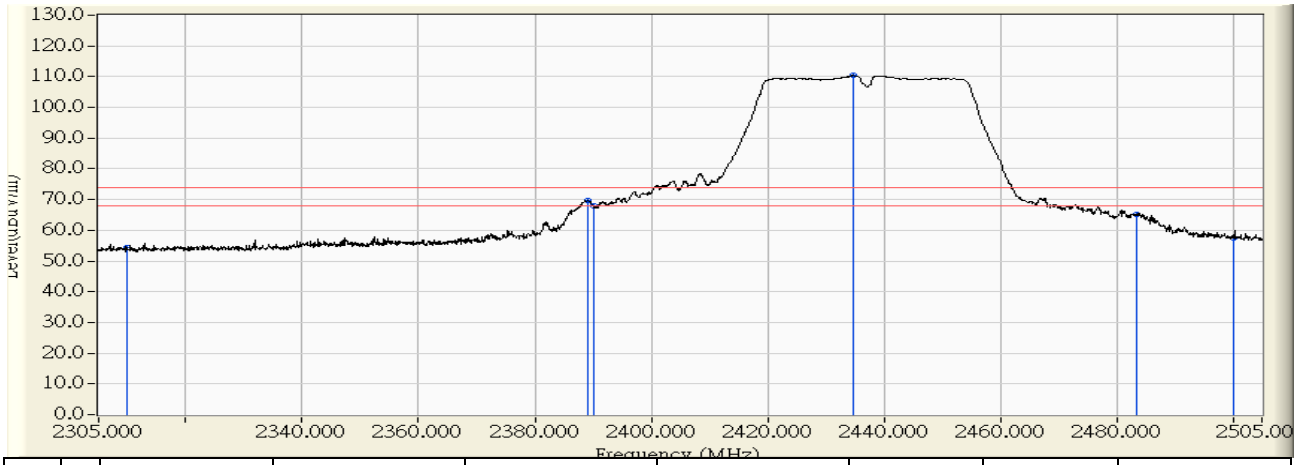

		Frequency (MHz)	Correct Factor (dB)	Reading Level (dBuV)	Measure Level (dBuV/m)	Margin (dB)	Limit (dBuV/m)	Detector Type
1		2310.000	28.784	25.656	54.440	-19.560	74.000	PEAK
2		2389.000	29.735	40.040	69.775	-4.225	74.000	PEAK
3		2390.000	29.747	38.254	68.001	-5.999	74.000	PEAK
4	*	2434.700	30.285	80.206	110.491	36.491	74.000	PEAK
5		2483.500	30.830	34.452	65.282	-8.718	74.000	PEAK
6		2500.000	30.860	26.482	57.341	-16.659	74.000	PEAK

Note:

1. All readings above 1GHz are performed with peak and/or average measurements as necessary.
2. Peak measurements: RBW = 1MHz, VBW = 3 MHz, Sweep: Auto.
3. Average measurements: RBW = 1MHz, VBW = 10 Hz, Sweep: Auto.
4. “ * ”, means this data is the worst emission level.
5. Measurement Level = Reading Level + Correct Factor.
6. The average measurement was not performed when the peak measured data under the limit of average detection.

Site : CB1	**Time : 2016/09/01 - 03:09**
Limit : FCC_SpartC_15.209_03M_AV	**Margin : 6**
Probe : CB1_FCC_EFS_1-18G_H2 - VERTICAL	**Power : AC 120V/60Hz**
EUT : Dual-Band Wireless-AC PCI-E Adapter	**Note : Mode 2: Transmit_CDD Mode 802.11n(40M)_2437MHz**

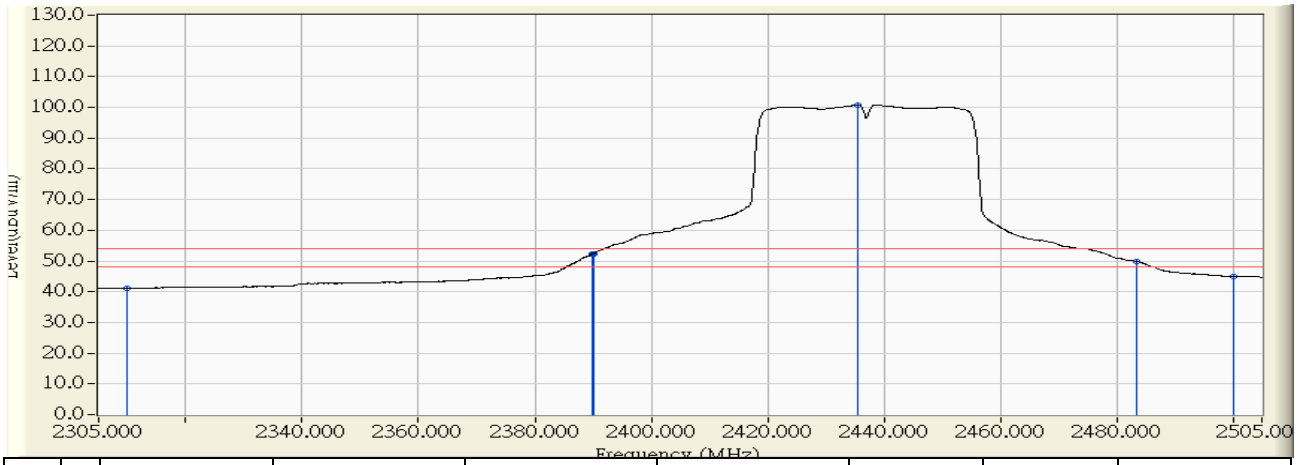

		Frequency (MHz)	Correct Factor (dB)	Reading Level (dBuV)	Measure Level (dBuV/m)	Margin (dB)	Limit (dBuV/m)	Detector Type
1		2310.000	28.784	12.389	41.173	-12.827	54.000	AVERAGE
2		2389.900	29.746	22.579	52.325	-1.675	54.000	AVERAGE
3		2390.000	29.747	22.691	52.438	-1.562	54.000	AVERAGE
4	*	2435.400	30.294	70.545	100.839	46.839	54.000	AVERAGE
5		2483.500	30.830	19.074	49.904	-4.096	54.000	AVERAGE
6		2500.000	30.860	14.209	45.068	-8.932	54.000	AVERAGE

Note:

1. All readings above 1GHz are performed with peak and/or average measurements as necessary.
2. Peak measurements: RBW = 1MHz, VBW = 3 MHz, Sweep: Auto.
3. Average measurements: RBW = 1MHz, VBW = 10 Hz, Sweep: Auto.
4. “ * ”, means this data is the worst emission level.
5. Measurement Level = Reading Level + Correct Factor.
6. The average measurement was not performed when the peak measured data under the limit of average detection.

Site : CB1	**Time : 2016/09/01 - 03:49**
Limit : FCC_SpartC_15.209_03M_PK	**Margin : 6**
Probe : CB1_FCC_EFS_1-18G_H2 - HORIZONTAL	**Power : AC 120V/60Hz**
EUT : Dual-Band Wireless-AC PCI-E Adapter	**Note : Mode 2: Transmit_CDD Mode 802.11n(40M)_2452MHz**

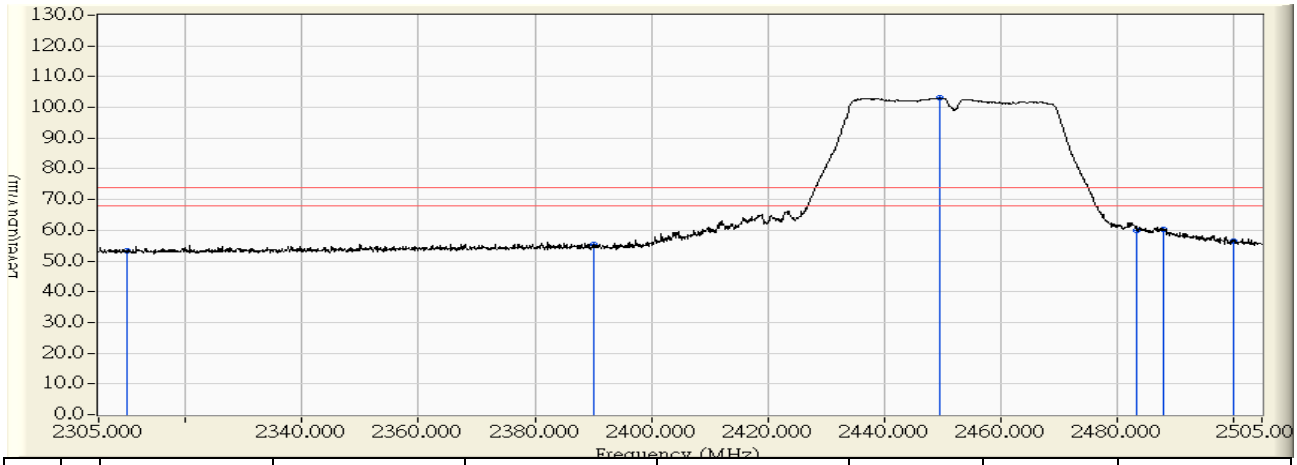

		Frequency (MHz)	Correct Factor (dB)	Reading Level (dBuV)	Measure Level (dBuV/m)	Margin (dB)	Limit (dBuV/m)	Detector Type
1		2310.000	28.130	25.266	53.396	-20.604	74.000	PEAK
2		2390.000	28.933	26.310	55.243	-18.757	74.000	PEAK
3	*	2449.500	29.531	73.535	103.066	29.066	74.000	PEAK
4		2483.500	29.829	29.984	59.813	-14.187	74.000	PEAK
5		2488.100	29.832	30.611	60.442	-13.558	74.000	PEAK
6		2500.000	29.826	26.616	56.441	-17.559	74.000	PEAK

Note:

1. All readings above 1GHz are performed with peak and/or average measurements as necessary.
2. Peak measurements: RBW = 1MHz, VBW = 3 MHz, Sweep: Auto.
3. Average measurements: RBW = 1MHz, VBW = 10 Hz, Sweep: Auto.
4. “ * ”, means this data is the worst emission level.
5. Measurement Level = Reading Level + Correct Factor.
6. The average measurement was not performed when the peak measured data under the limit of average detection.

Site : CB1	**Time : 2016/09/01 - 03:50**
Limit : FCC_SpartC_15.209_03M_AV	**Margin : 6**
Probe : CB1_FCC_EFS_1-18G_H2 - HORIZONTAL	**Power : AC 120V/60Hz**
EUT : Dual-Band Wireless-AC PCI-E Adapter	**Note : Mode 2: Transmit_CDD Mode 802.11n(40M)_2452MHz**

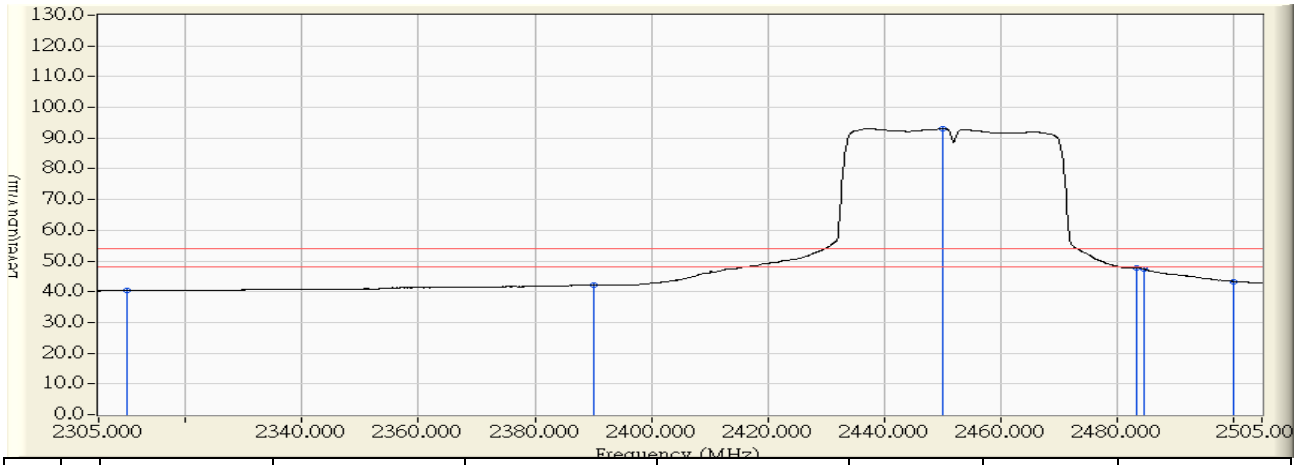

		Frequency (MHz)	Correct Factor (dB)	Reading Level (dBuV)	Measure Level (dBuV/m)	Margin (dB)	Limit (dBuV/m)	Detector Type
1		2310.000	28.130	12.233	40.363	-13.637	54.000	AVERAGE
2		2390.000	28.933	13.205	42.138	-11.862	54.000	AVERAGE
3	*	2450.200	29.538	63.580	93.118	39.118	54.000	AVERAGE
4		2483.500	29.829	17.921	47.750	-6.250	54.000	AVERAGE
5		2484.700	29.830	17.599	47.429	-6.571	54.000	AVERAGE
6		2500.000	29.826	13.542	43.367	-10.633	54.000	AVERAGE

Note:

1. All readings above 1GHz are performed with peak and/or average measurements as necessary.
2. Peak measurements: RBW = 1MHz, VBW = 3 MHz, Sweep: Auto.
3. Average measurements: RBW = 1MHz, VBW = 10 Hz, Sweep: Auto.
4. “ * ”, means this data is the worst emission level.
5. Measurement Level = Reading Level + Correct Factor.
6. The average measurement was not performed when the peak measured data under the limit of average detection.

Site : CB1	**Time : 2016/09/01 - 03:46**
Limit : FCC_SpartC_15.209_03M_PK	**Margin : 6**
Probe : CB1_FCC_EFS_1-18G_H2 - VERTICAL	**Power : AC 120V/60Hz**
EUT : Dual-Band Wireless-AC PCI-E Adapter	**Note : Mode 2: Transmit_CDD Mode 802.11n(40M)_2452MHz**

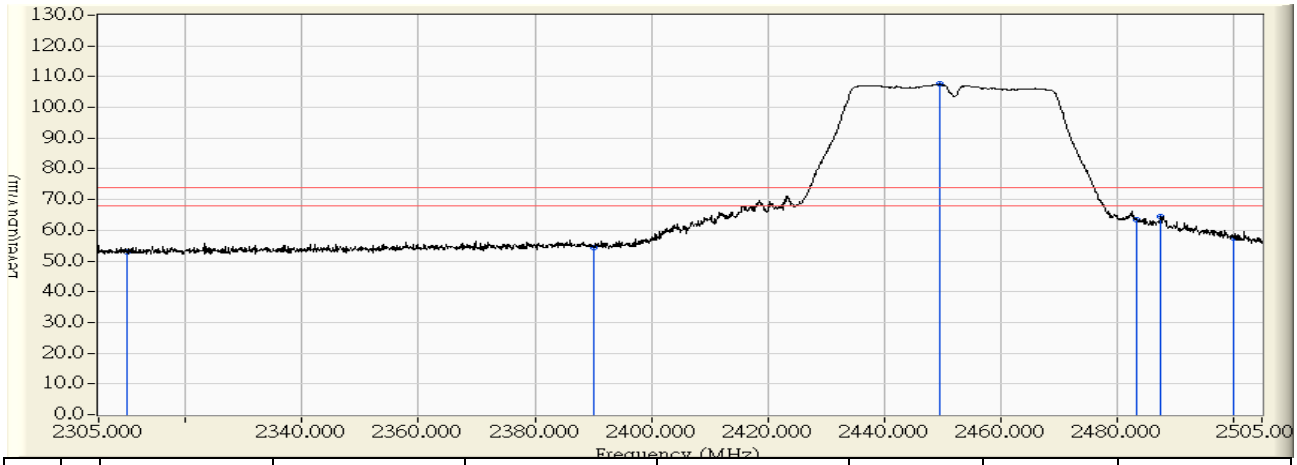

		Frequency (MHz)	Correct Factor (dB)	Reading Level (dBuV)	Measure Level (dBuV/m)	Margin (dB)	Limit (dBuV/m)	Detector Type
1		2310.000	28.784	24.140	52.924	-21.076	74.000	PEAK
2		2390.000	29.747	24.751	54.498	-19.502	74.000	PEAK
3	*	2449.600	30.465	77.110	107.575	33.575	74.000	PEAK
4		2483.500	30.830	32.566	63.396	-10.604	74.000	PEAK
5		2487.600	30.840	33.769	64.609	-9.391	74.000	PEAK
6		2500.000	30.860	26.689	57.548	-16.452	74.000	PEAK

Note:

1. All readings above 1GHz are performed with peak and/or average measurements as necessary.
2. Peak measurements: RBW = 1MHz, VBW = 3 MHz, Sweep: Auto.
3. Average measurements: RBW = 1MHz, VBW = 10 Hz, Sweep: Auto.
4. “ * ”, means this data is the worst emission level.
5. Measurement Level = Reading Level + Correct Factor.
6. The average measurement was not performed when the peak measured data under the limit of average detection.

Site : CB1	**Time : 2016/09/01 - 03:45**
Limit : FCC_SpartC_15.209_03M_AV	**Margin : 6**
Probe : CB1_FCC_EFS_1-18G_H2 - VERTICAL	**Power : AC 120V/60Hz**
EUT : Dual-Band Wireless-AC PCI-E Adapter	**Note : Mode 2: Transmit_CDD Mode 802.11n(40M)_2452MHz**

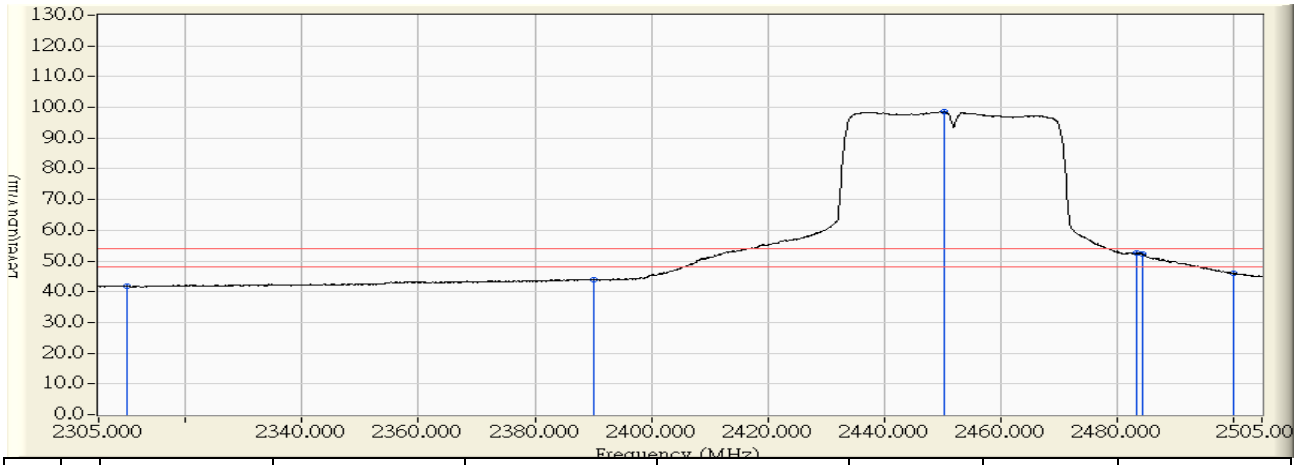

		Frequency (MHz)	Correct Factor (dB)	Reading Level (dBuV)	Measure Level (dBuV/m)	Margin (dB)	Limit (dBuV/m)	Detector Type
1		2310.000	28.784	13.116	41.900	-12.100	54.000	AVERAGE
2		2390.000	29.747	14.135	43.882	-10.118	54.000	AVERAGE
3	*	2450.400	30.475	68.098	98.572	44.572	54.000	AVERAGE
4		2483.500	30.830	21.638	52.468	-1.532	54.000	AVERAGE
5		2484.400	30.832	21.439	52.271	-1.729	54.000	AVERAGE
6		2500.000	30.860	15.183	46.042	-7.958	54.000	AVERAGE

Note:

1. All readings above 1GHz are performed with peak and/or average measurements as necessary.
2. Peak measurements: RBW = 1MHz, VBW = 3 MHz, Sweep: Auto.
3. Average measurements: RBW = 1MHz, VBW = 10 Hz, Sweep: Auto.
4. " * ", means this data is the worst emission level.
5. Measurement Level = Reading Level + Correct Factor.
6. The average measurement was not performed when the peak measured data under the limit of average detection.

7. DTS Bandwidth

7.1. Test Equipment

The following test equipments are used during the test:

DTS Bandwidth / SR7

Instrument	Manufacturer	Model No.	Serial No	Next Cal. Date
Spectrum Analyzer	Agilent	N9010A	US47140172	2017/08/08
Signal & Spectrum Analyzer	R&S	FSV40	101049	2017/01/05
Signal Analyzer	R&S	FSV7	101650	2016/11/30

Note: All equipments that need to calibrate are with calibration period of 1 year.

7.2. Test Setup

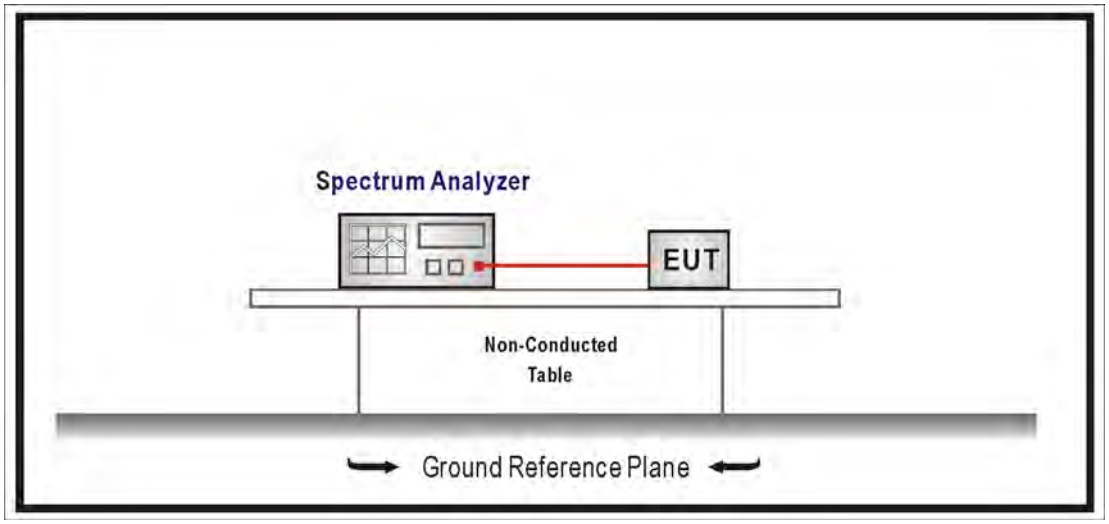

7.3. Test Procedures

The EUT was setup according to ANSI C63.10:2013; tested procedure section 8.1 of KDB558074 v03r05 for compliance to FCC 47CFR 15.247 requirements. Set RBW = 100KHz, Set the VBW≧3xRBW, Sweep Time=Auto, Set Peak Detector.

7.4. Limits

The 6 dB bandwidth must be greater than 500 kHz.

7.5. Test Specification

According to FCC Part 15 Subpart C Paragraph 15.247: 2015

7.6. Uncertainty

The measurement uncertainty is defined as ±150Hz

7.7. Test Result

Product	Dual-Band Wireless-AC PCI-E Adapter		
Test Item	DTS Bandwidth		
Test Mode	Mode 1: Transmit_SISO Mode		
Date of Test	2016/09/02	Test Site	SR7

802.11 b (ANT 0)				
Channel No.	Frequency (MHz)	Measure Level (MHz)	Limit (MHz)	Result
1	2412	10.08	≧0.5	Pass
6	2437	10.08	≧0.5	Pass
11	2462	10.09	≧0.5	Pass

Channel 1

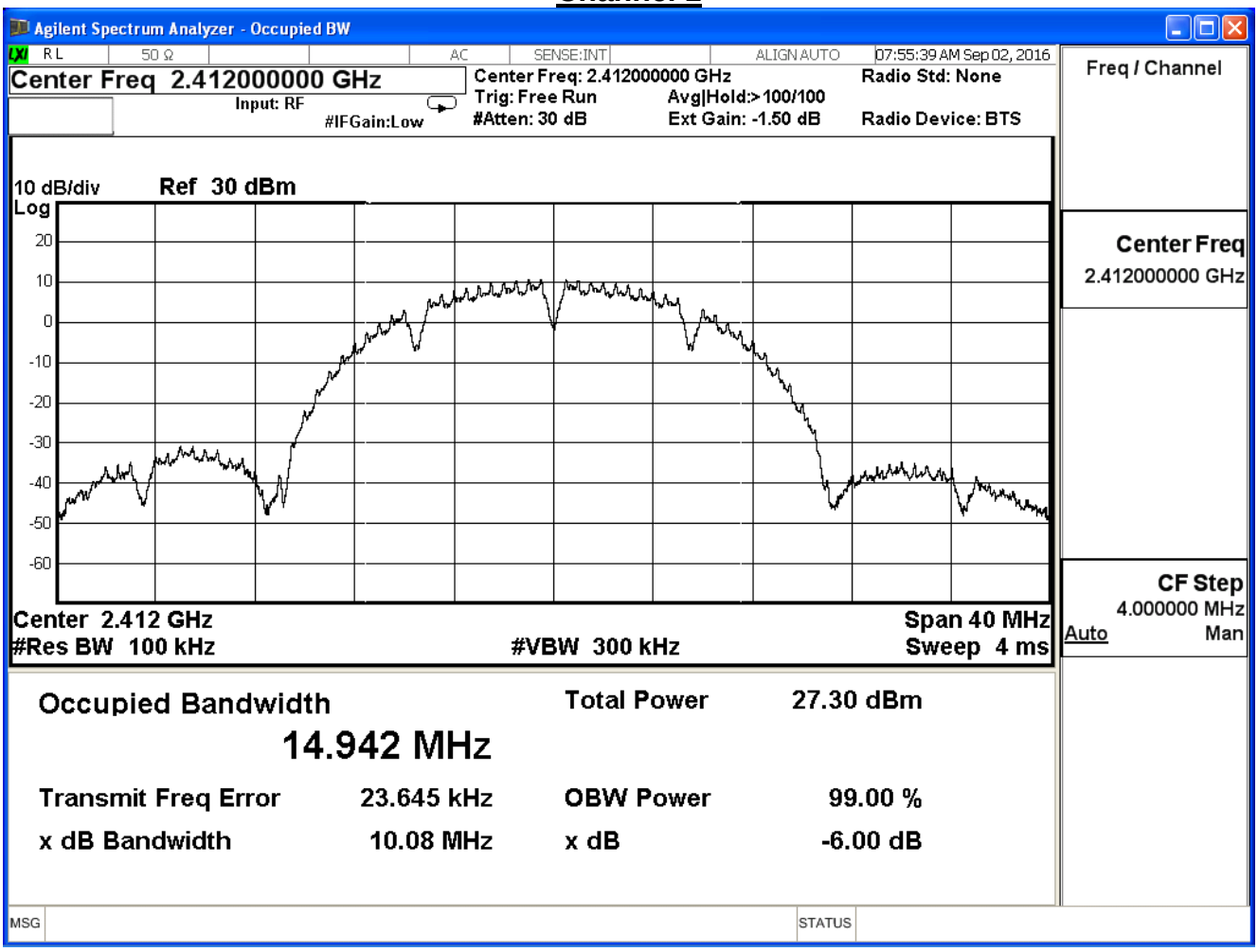

Channel 6

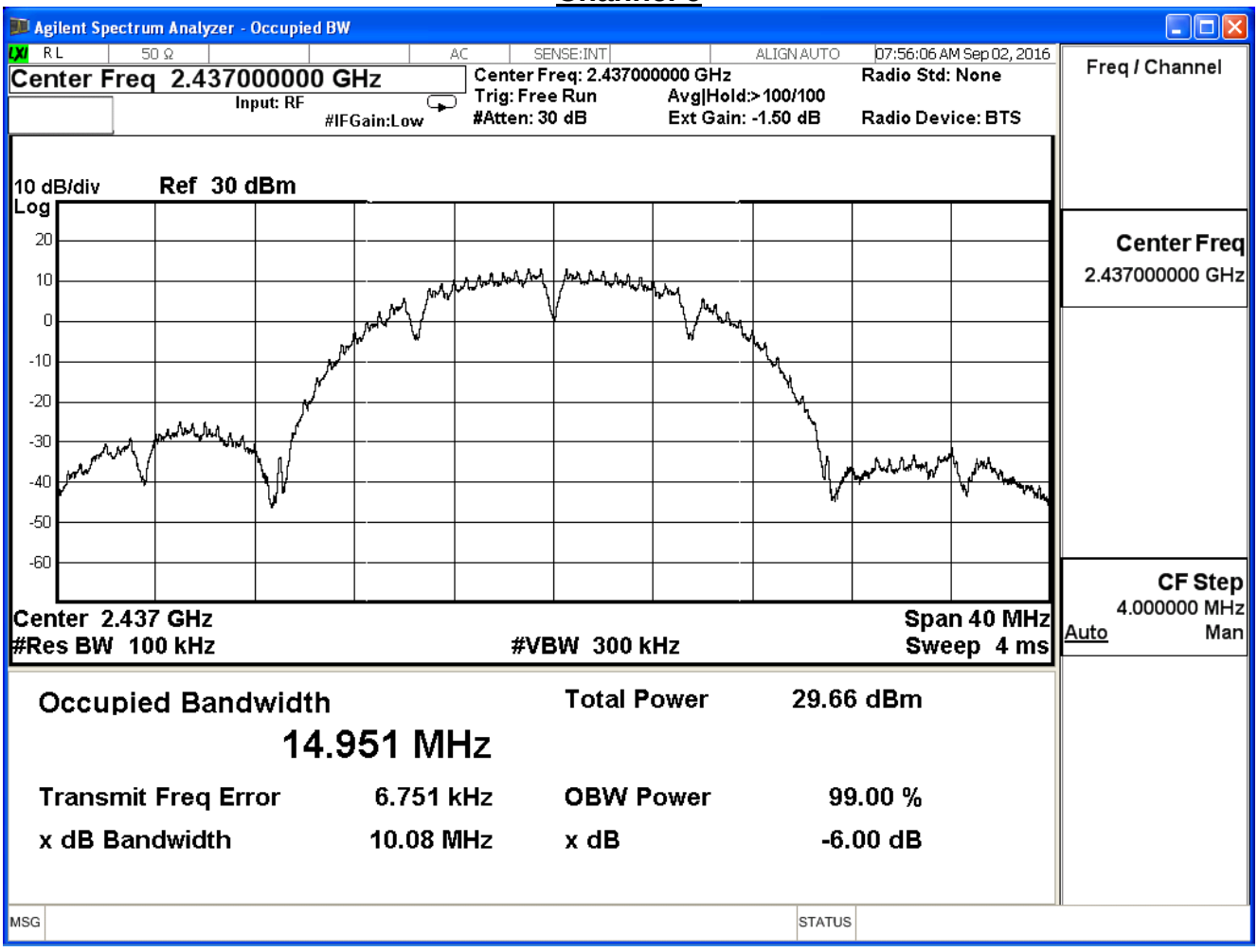
Agilent Spectrum Analyzer - Occupied BW
RL
50 Ω
AC
SENSE:INT
ALIGN AUTO
07:56:06 AM Sep 02, 2016
Center Freq 2.437000000 GHz
Input: RF
#IFGain:Low
Center Freq: 2.437000000 GHz
Trig: Free Run
#Atten: 30 dB
Avg|Hold:>100/100
Ext Gain: -1.50 dB
Radio Std: None
Radio Device: BTS
Freq / Channel
10 dB/div
Log
Ref 30 dBm
20
10
0
-10
-20
-30
-40
-50
-60
Center Freq
2.437000000 GHz
Center 2.437 GHz
#Res BW 100 kHz
#VBW 300 kHz
Span 40 MHz
Sweep 4 ms
CF Step
4.000000 MHz
Auto
Man
Occupied Bandwidth
14.951 MHz
Total Power 29.66 dBm
Transmit Freq Error 6.751 kHz
OBW Power 99.00 %
x dB Bandwidth 10.08 MHz
x dB -6.00 dB
MSG
STATUS

Channel 11

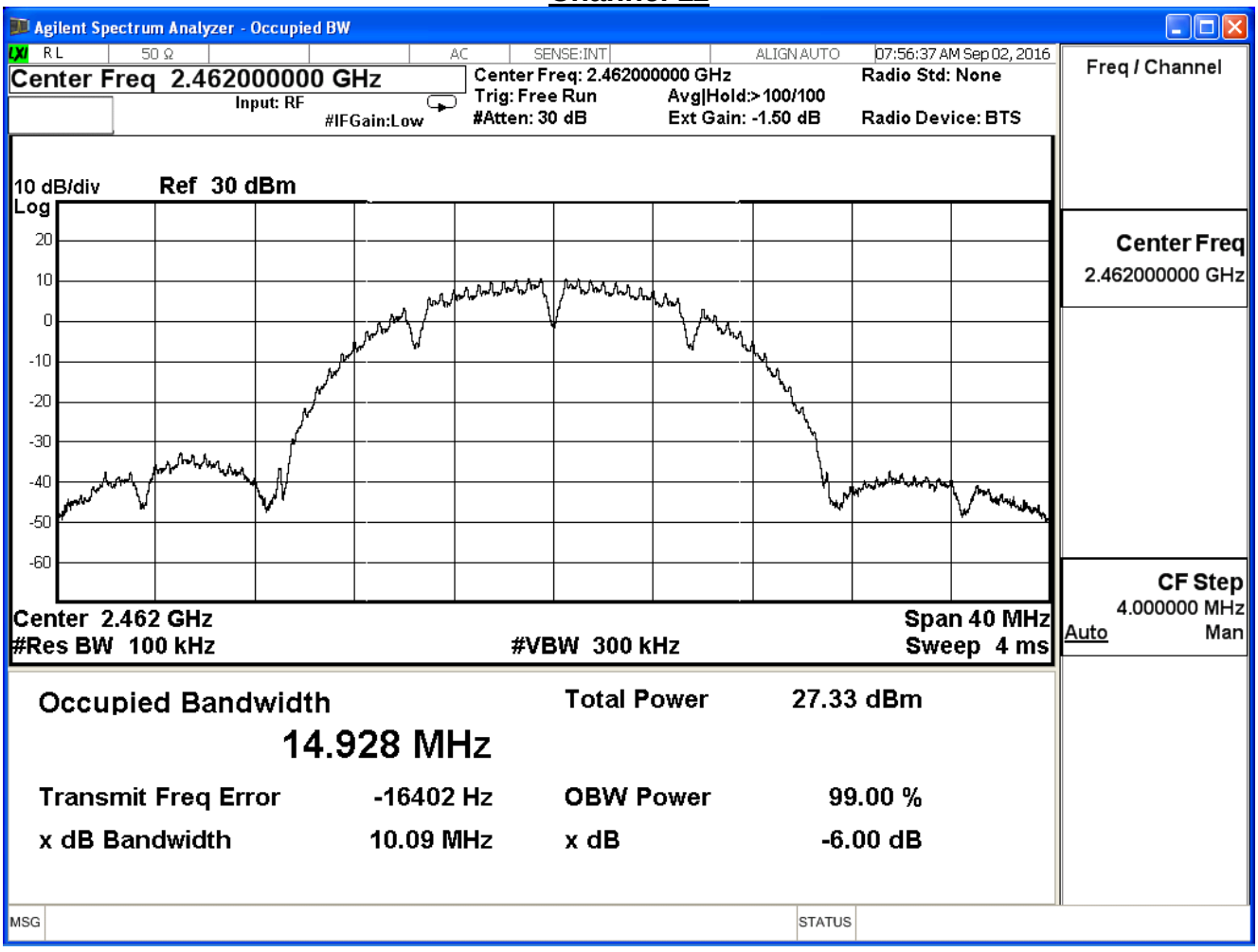
Agilent Spectrum Analyzer - Occupied BW
RL
50 Ω
AC
SENSE:INT
ALIGN AUTO
07:56:37 AM Sep 02, 2016
Center Freq 2.462000000 GHz
Input: RF
#IFGain:Low
Center Freq: 2.462000000 GHz
Trig: Free Run
#Atten: 30 dB
Avg|Hold:>100/100
Ext Gain: -1.50 dB
Radio Std: None
Radio Device: BTS
Freq / Channel
10 dB/div
Ref 30 dBm
Log
20
10
0
-10
-20
-30
-40
-50
-60
Center Freq
2.462000000 GHz
Center 2.462 GHz
#Res BW 100 kHz
#VBW 300 kHz
Span 40 MHz
Sweep 4 ms
CF Step
4.000000 MHz
Auto
Man
Occupied Bandwidth
14.928 MHz
Total Power 27.33 dBm
Transmit Freq Error -16402 Hz
OBW Power 99.00 %
x dB Bandwidth 10.09 MHz
x dB -6.00 dB
MSG
STATUS

Product	Dual-Band Wireless-AC PCI-E Adapter		
Test Item	DTS Bandwidth		
Test Mode	Mode 1: Transmit_SISO Mode		
Date of Test	2016/09/02	Test Site	SR7

802.11 b (ANT 1)				
Channel No.	Frequency (MHz)	Measure Level (MHz)	Limit (MHz)	Result
1	2412	10.10	≧0.5	Pass
6	2437	10.12	≧0.5	Pass
11	2462	10.10	≧0.5	Pass

Channel 1

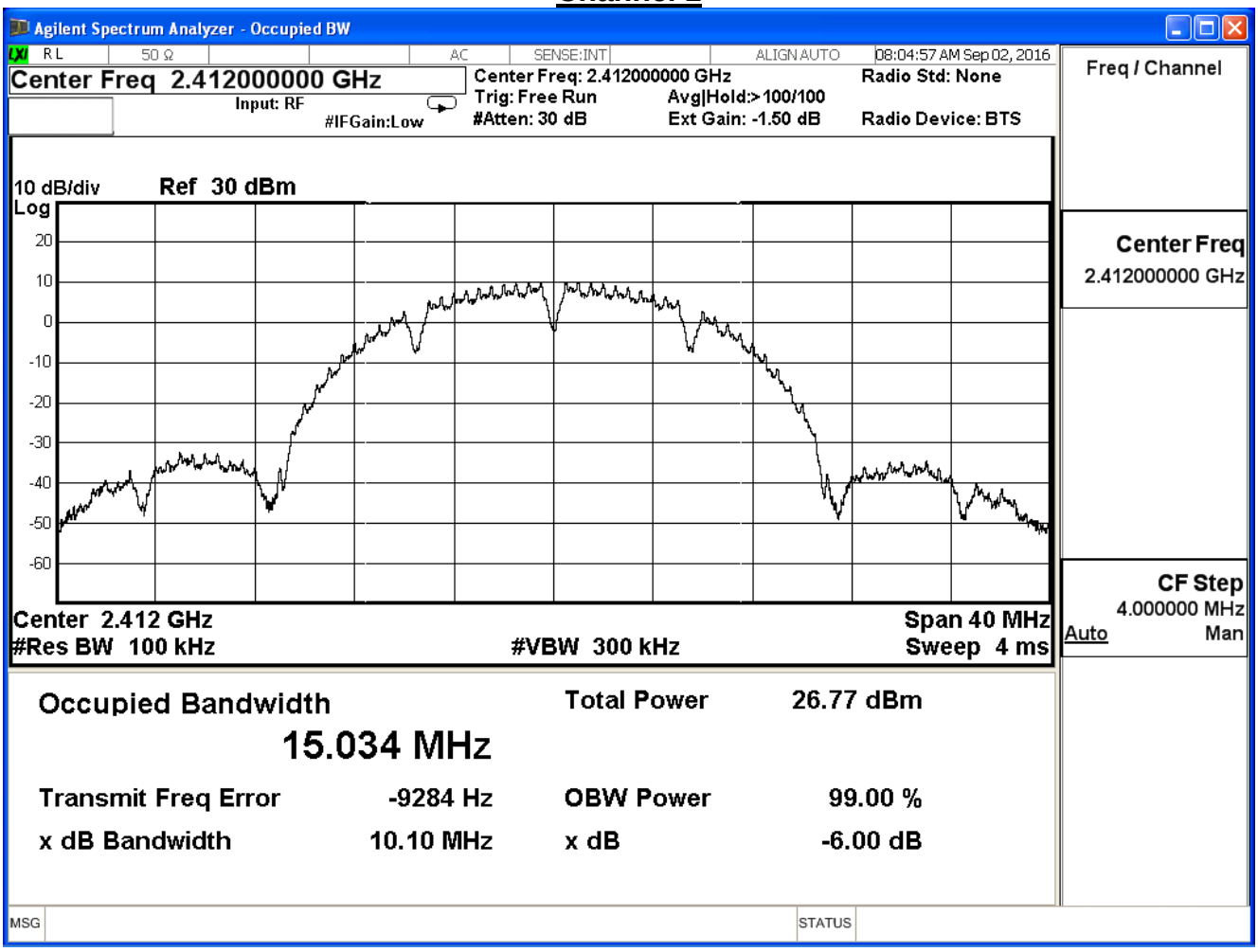

Channel 6

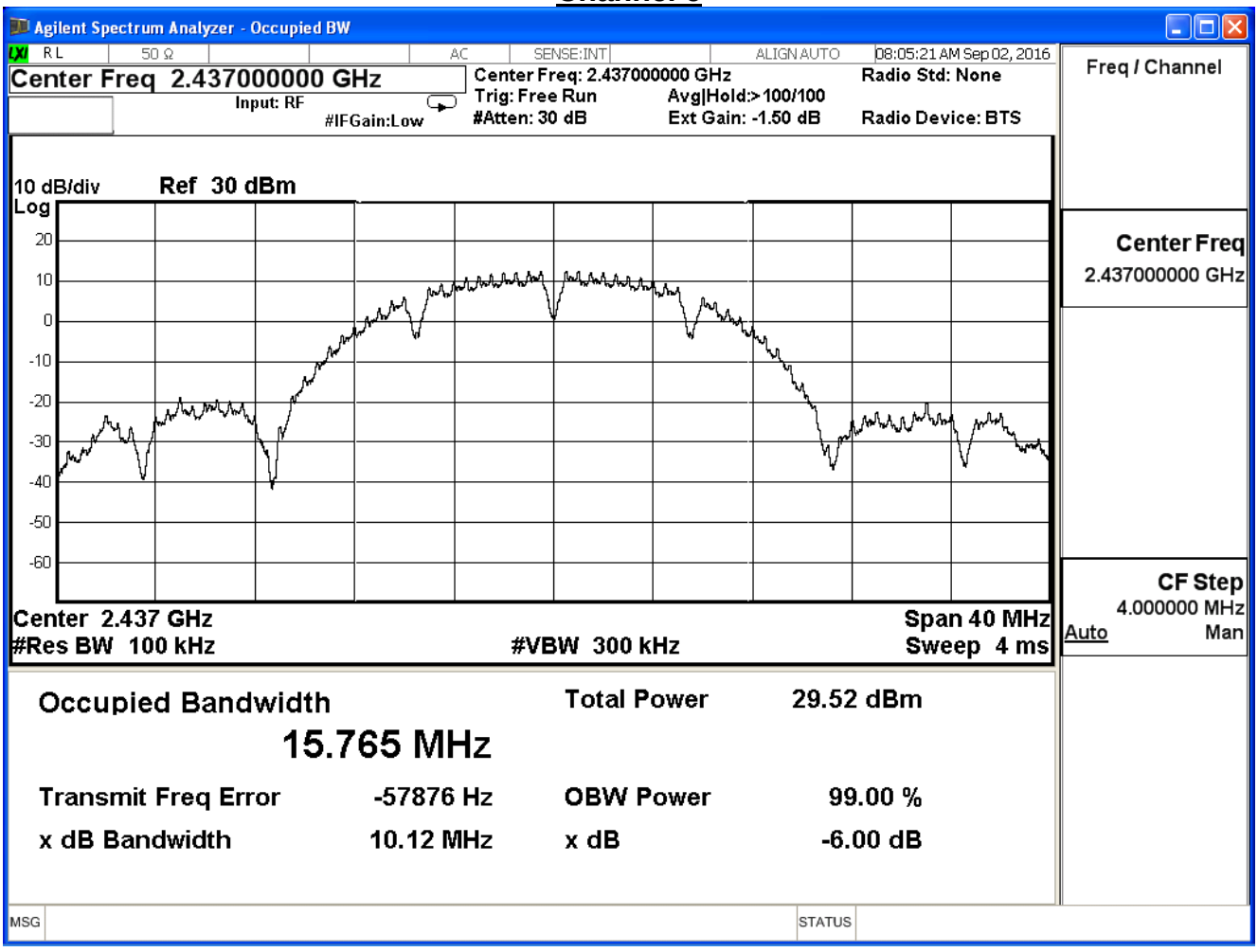
Agilent Spectrum Analyzer - Occupied BW
RL
50 Ω
AC
SENSE:INT
ALIGN AUTO
08:05:21 AM Sep 02, 2016
Center Freq 2.437000000 GHz
Input: RF
#IFGain:Low
Center Freq: 2.437000000 GHz
Trig: Free Run
#Atten: 30 dB
Avg|Hold:>100/100
Ext Gain: -1.50 dB
Radio Std: None
Radio Device: BTS
Freq / Channel
10 dB/div
Log
Ref 30 dBm
20
10
0
-10
-20
-30
-40
-50
-60
Center Freq
2.437000000 GHz
Center 2.437 GHz
#Res BW 100 kHz
#VBW 300 kHz
Span 40 MHz
Sweep 4 ms
CF Step
4.000000 MHz
Auto
Man
Occupied Bandwidth
15.765 MHz
Total Power 29.52 dBm
Transmit Freq Error -57876 Hz
OBW Power 99.00 %
x dB Bandwidth 10.12 MHz
x dB -6.00 dB
MSG
STATUS

Channel 11

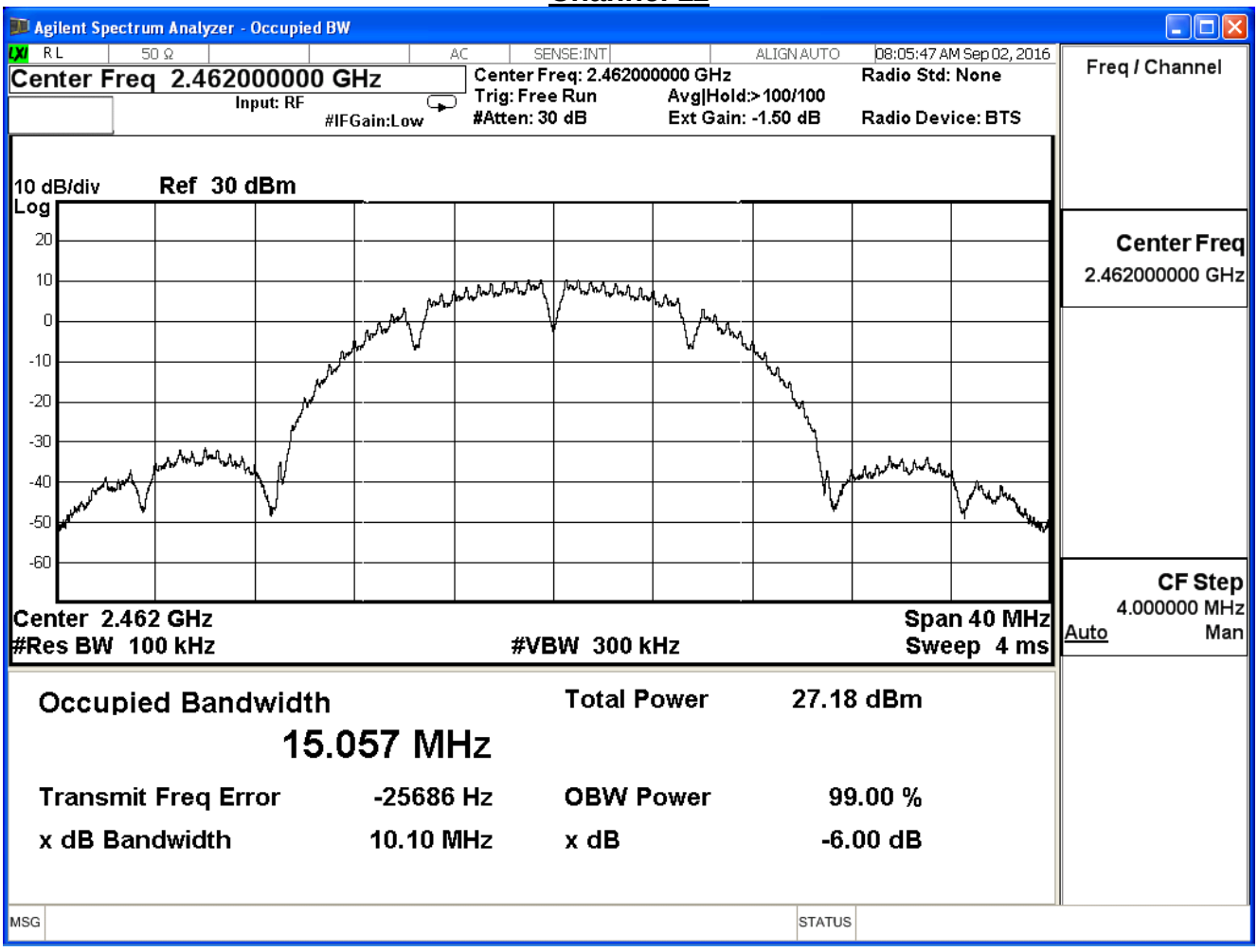
Agilent Spectrum Analyzer - Occupied BW
RL
50 Ω
AC
SENSE:INT
ALIGN AUTO
08:05:47 AM Sep 02, 2016
Center Freq 2.462000000 GHz
Input: RF
#IFGain:Low
Center Freq: 2.462000000 GHz
Trig: Free Run
#Atten: 30 dB
Avg|Hold:>100/100
Ext Gain: -1.50 dB
Radio Std: None
Radio Device: BTS
Freq / Channel
10 dB/div
Log
Ref 30 dBm
20
10
0
-10
-20
-30
-40
-50
-60
Center Freq
2.462000000 GHz
Center 2.462 GHz
#Res BW 100 kHz
#VBW 300 kHz
Span 40 MHz
Sweep 4 ms
CF Step
4.000000 MHz
Auto
Man
Occupied Bandwidth
15.057 MHz
Total Power 27.18 dBm
Transmit Freq Error -25686 Hz
OBW Power 99.00 %
x dB Bandwidth 10.10 MHz
x dB -6.00 dB
MSG
STATUS

Product	Dual-Band Wireless-AC PCI-E Adapter		
Test Item	DTS Bandwidth		
Test Mode	Mode 1: Transmit_SISO Mode		
Date of Test	2016/09/02	Test Site	SR7

802.11 g (ANT 0)				
Channel No.	Frequency (MHz)	Measure Level (MHz)	Limit (MHz)	Result
1	2412	16.53	≧0.5	Pass
6	2437	16.54	≧0.5	Pass
11	2462	16.55	≧0.5	Pass

Channel 1

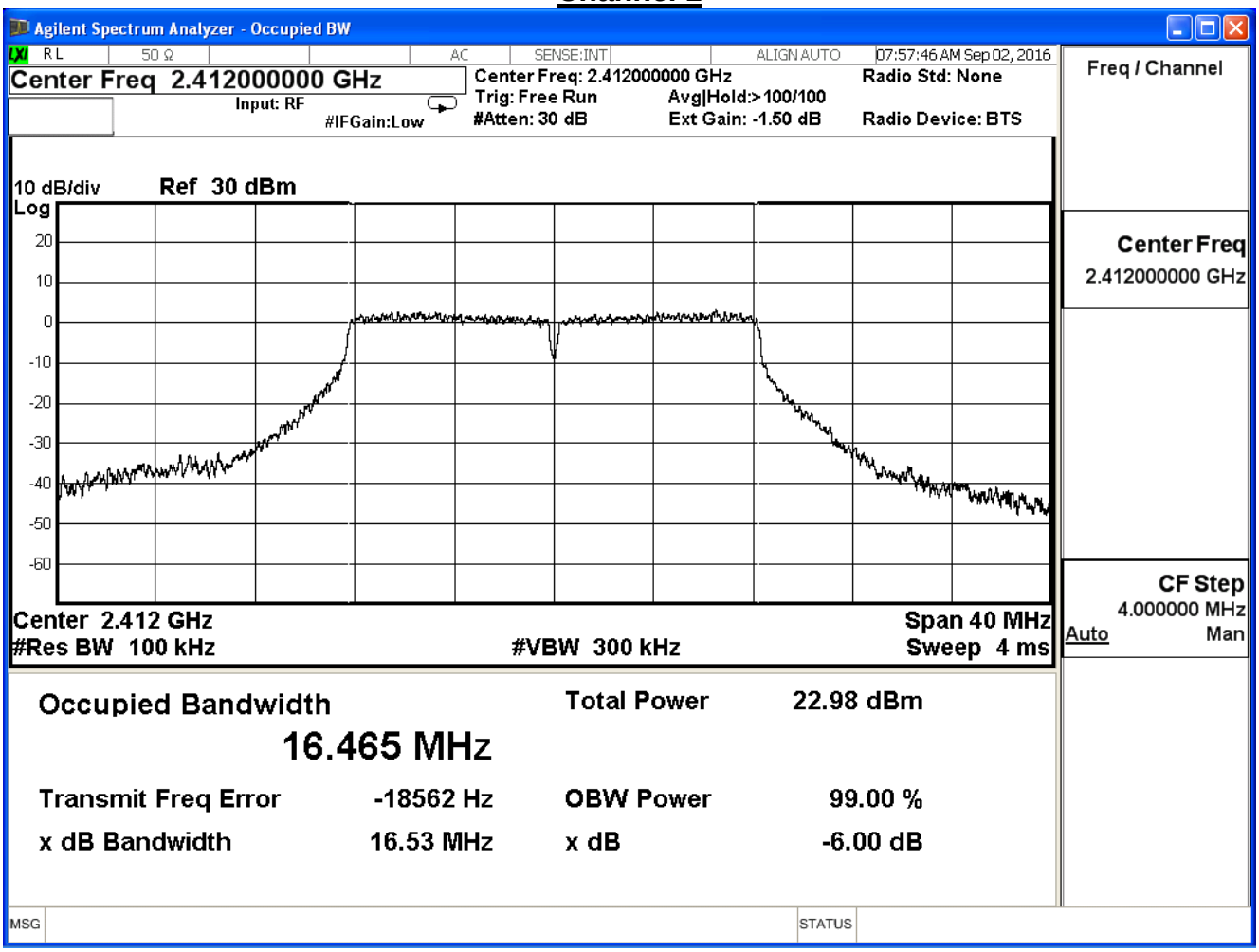

Channel 6

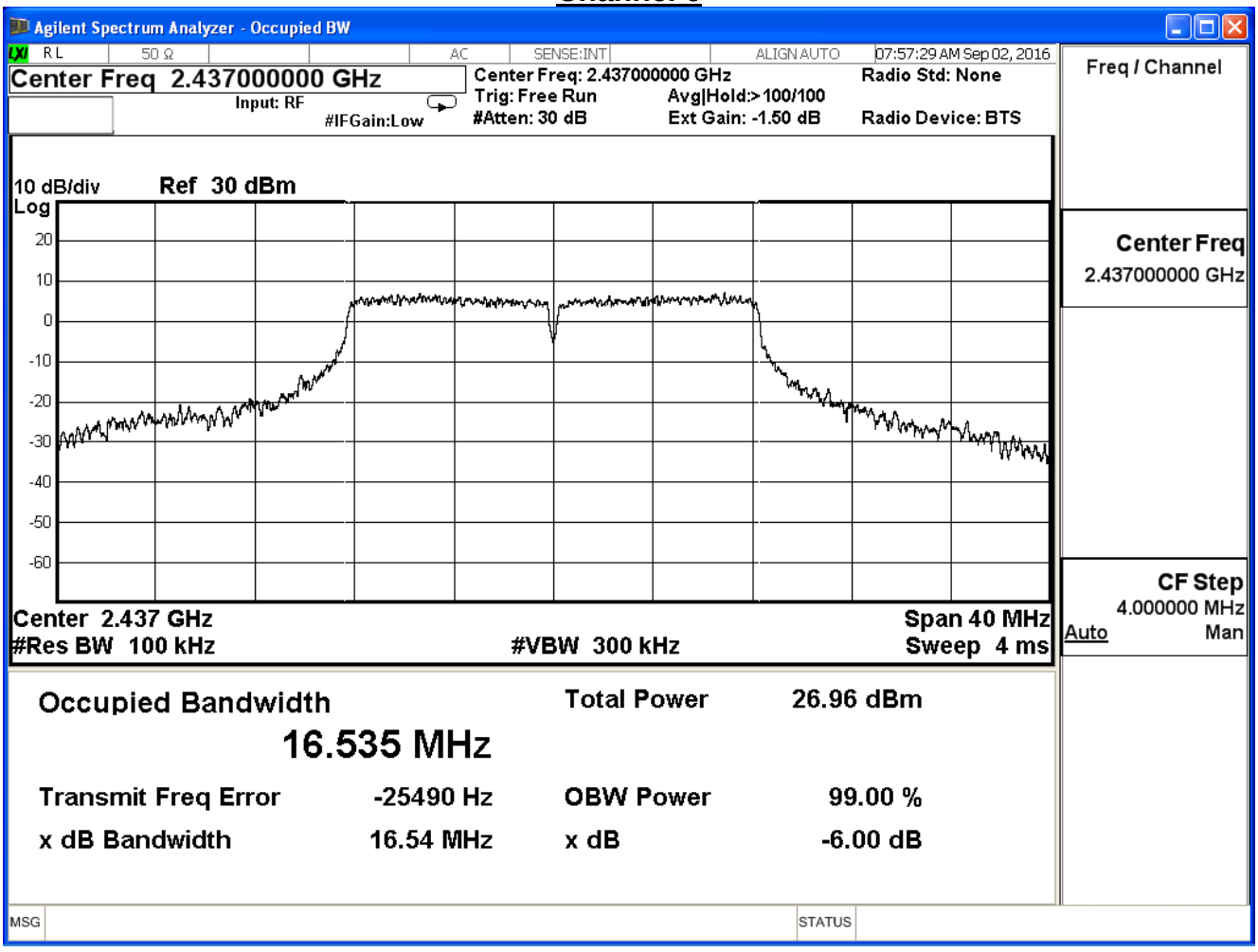
Agilent Spectrum Analyzer - Occupied BW
RL
50 Ω
AC
SENSE:INT
ALIGN AUTO
07:57:29 AM Sep 02, 2016
Center Freq 2.437000000 GHz
Input: RF
#IFGain:Low
Center Freq: 2.437000000 GHz
Trig: Free Run
#Atten: 30 dB
Avg|Hold:>100/100
Ext Gain: -1.50 dB
Radio Std: None
Radio Device: BTS
Freq / Channel
10 dB/div
Ref 30 dBm
Log
20
10
0
-10
-20
-30
-40
-50
-60
Center Freq
2.437000000 GHz
Center 2.437 GHz
#Res BW 100 kHz
#VBW 300 kHz
Span 40 MHz
Sweep 4 ms
CF Step
4.000000 MHz
Auto
Man
Occupied Bandwidth
16.535 MHz
Total Power
26.96 dBm
Transmit Freq Error
-25490 Hz
OBW Power
99.00 %
x dB Bandwidth
16.54 MHz
x dB
-6.00 dB
MSG
STATUS

Channel 11

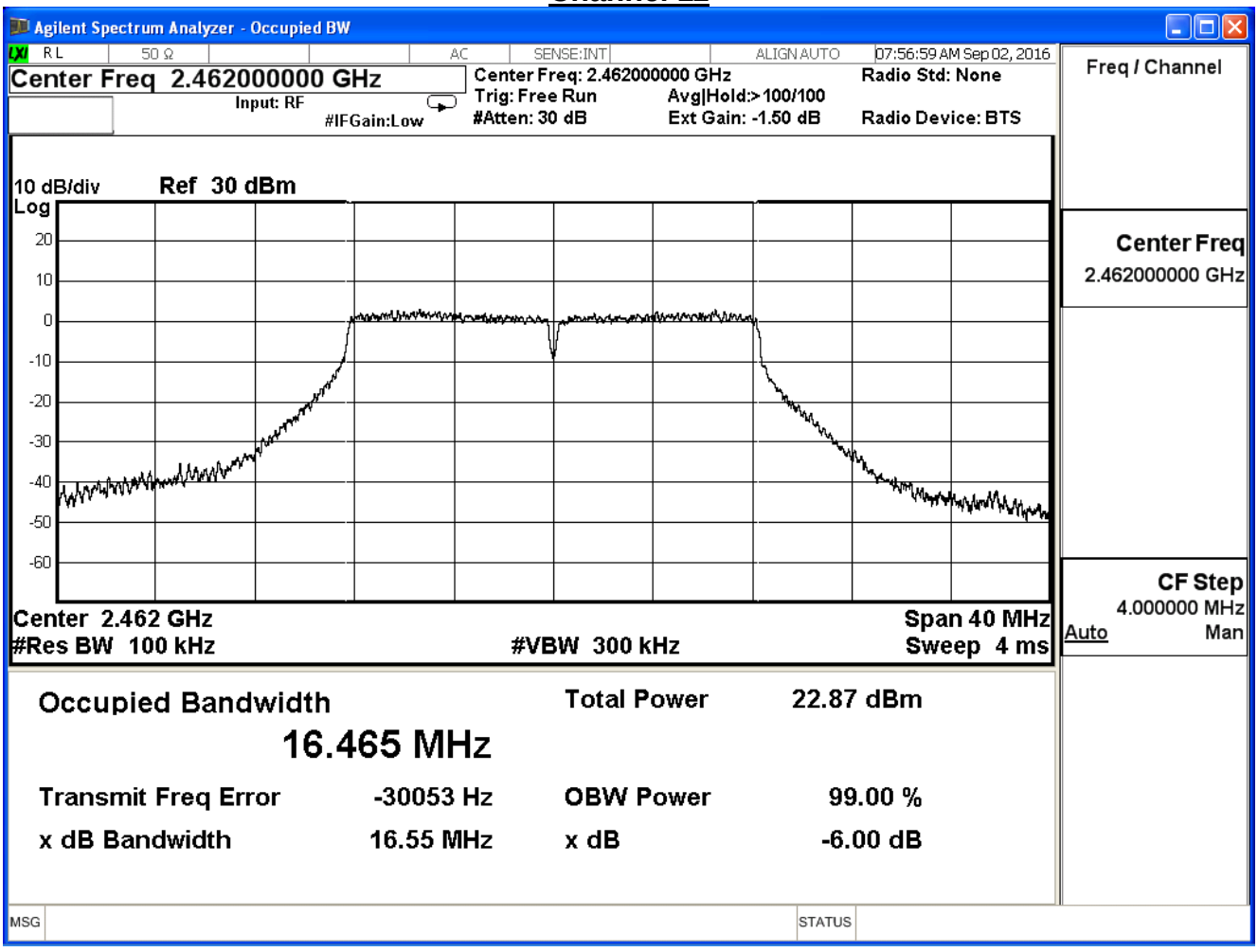
Agilent Spectrum Analyzer - Occupied BW
RL
50 Ω
AC
SENSE:INT
ALIGN AUTO
07:56:59 AM Sep 02, 2016
Center Freq 2.462000000 GHz
Input: RF
#IFGain:Low
Center Freq: 2.462000000 GHz
Trig: Free Run
#Atten: 30 dB
Avg|Hold:>100/100
Ext Gain: -1.50 dB
Radio Std: None
Radio Device: BTS
Freq / Channel
10 dB/div
Ref 30 dBm
Log
20
10
0
-10
-20
-30
-40
-50
-60
Center Freq
2.462000000 GHz
Center 2.462 GHz
#Res BW 100 kHz
#VBW 300 kHz
Span 40 MHz
Sweep 4 ms
CF Step
4.000000 MHz
Auto
Man
Occupied Bandwidth
16.465 MHz
Total Power 22.87 dBm
Transmit Freq Error -30053 Hz
OBW Power 99.00 %
x dB Bandwidth 16.55 MHz
x dB -6.00 dB
MSG
STATUS

Product	Dual-Band Wireless-AC PCI-E Adapter		
Test Item	DTS Bandwidth		
Test Mode	Mode 1: Transmit_SISO Mode		
Date of Test	2016/09/02	Test Site	SR7

802.11 g (ANT 1)				
Channel No.	Frequency (MHz)	Measure Level (MHz)	Limit (MHz)	Result
1	2412	16.56	≧0.5	Pass
6	2437	16.54	≧0.5	Pass
11	2462	16.57	≧0.5	Pass

Channel 1

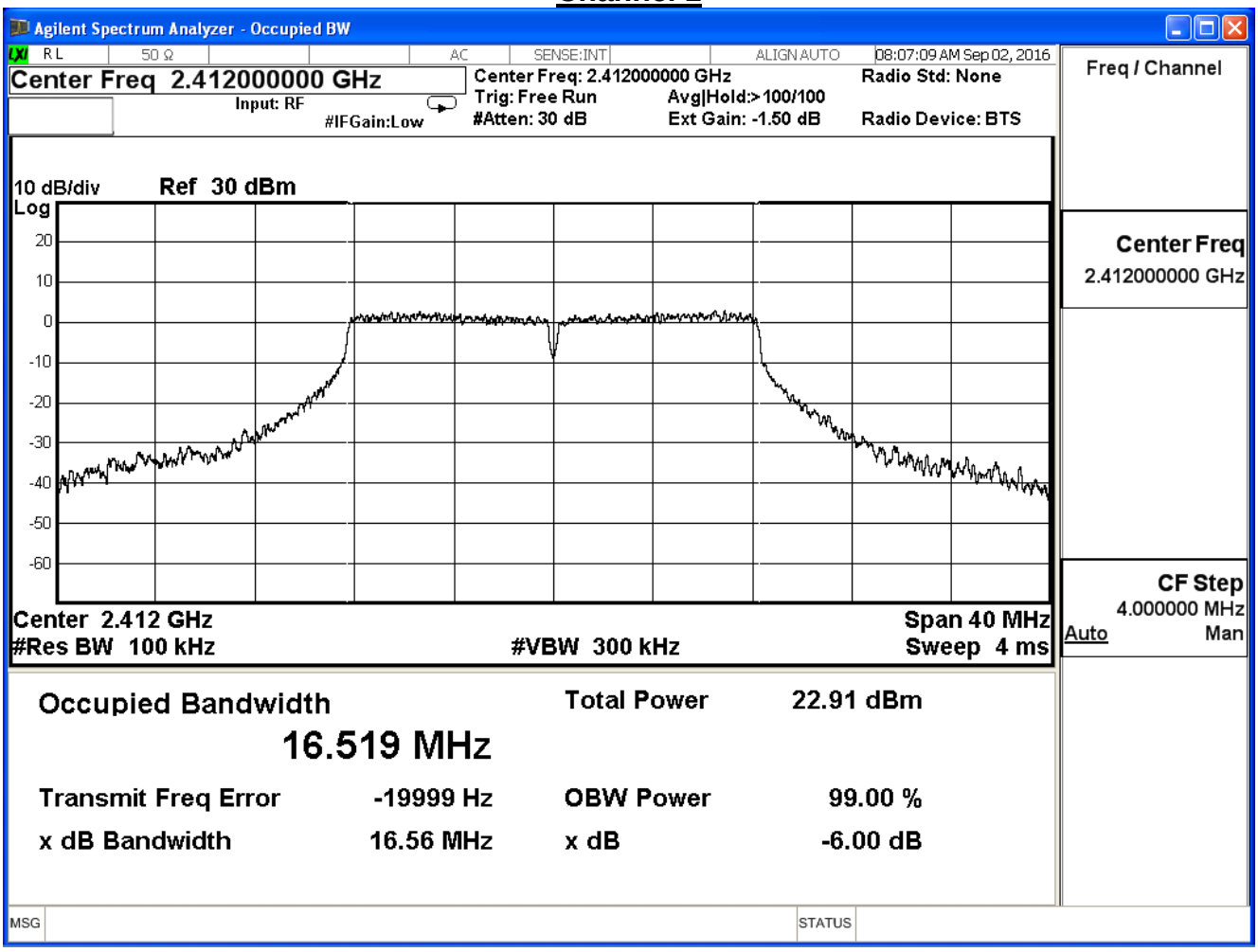

Channel 6

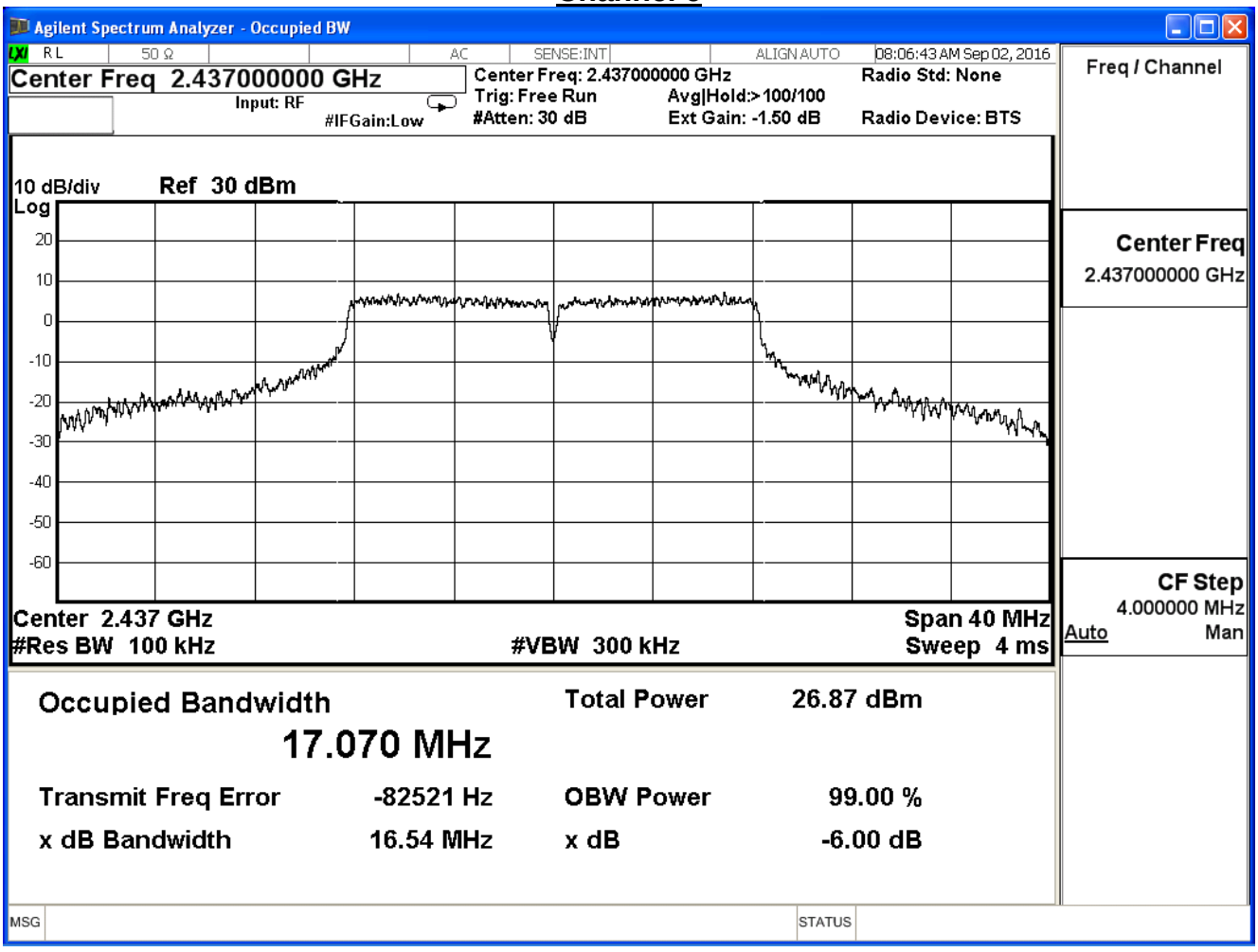
Agilent Spectrum Analyzer - Occupied BW
RL
50 Ω
AC
SENSE:INT
ALIGN AUTO
08:06:43 AM Sep 02, 2016
Center Freq 2.437000000 GHz
Input: RF
#IFGain:Low
Center Freq: 2.437000000 GHz
Trig: Free Run
#Atten: 30 dB
Avg|Hold:>100/100
Ext Gain: -1.50 dB
Radio Std: None
Radio Device: BTS
Freq / Channel
10 dB/div
Ref 30 dBm
Log
20
10
0
-10
-20
-30
-40
-50
-60
Center Freq
2.437000000 GHz
Center 2.437 GHz
#Res BW 100 kHz
#VBW 300 kHz
Span 40 MHz
Sweep 4 ms
CF Step
4.000000 MHz
Auto
Man
Occupied Bandwidth
17.070 MHz
Total Power 26.87 dBm
Transmit Freq Error -82521 Hz
OBW Power 99.00 %
x dB Bandwidth 16.54 MHz
x dB -6.00 dB
MSG
STATUS

Channel 11

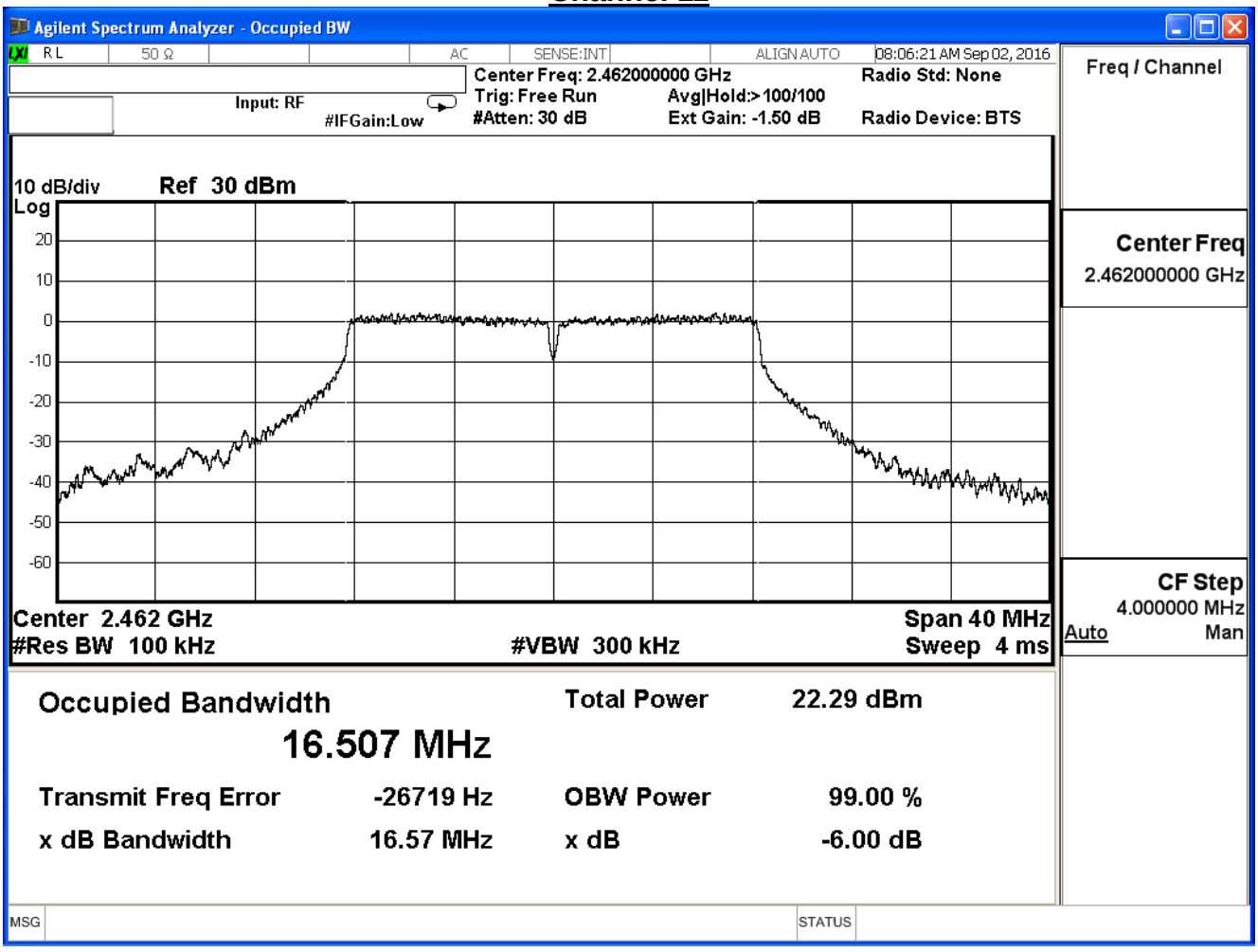
Agilent Spectrum Analyzer - Occupied BW
RL
50 Ω
AC
SENSE:INT
ALIGN AUTO
08:06:21 AM Sep 02, 2016
Center Freq: 2.462000000 GHz
Trig: Free Run
#Atten: 30 dB
Input: RF
#IFGain:Low
Avg|Hold:>100/100
Ext Gain: -1.50 dB
Radio Std: None
Radio Device: BTS
Freq / Channel
10 dB/div
Ref 30 dBm
Log
20
10
0
-10
-20
-30
-40
-50
-60
Center Freq
2.462000000 GHz
Center 2.462 GHz
#Res BW 100 kHz
#VBW 300 kHz
Span 40 MHz
Sweep 4 ms
CF Step
4.000000 MHz
Auto
Man
Occupied Bandwidth
16.507 MHz
Total Power
22.29 dBm
Transmit Freq Error
-26719 Hz
OBW Power
99.00 %
x dB Bandwidth
16.57 MHz
x dB
-6.00 dB
MSG
STATUS

Product	Dual-Band Wireless-AC PCI-E Adapter		
Test Item	DTS Bandwidth		
Test Mode	Mode 2: Transmit_CDD Mode		
Date of Test	2016/09/02	Test Site	SR7

IEEE 802.11n_20M (ANT 0)				
Channel No.	Frequency (MHz)	Measure Level (MHz)	Limit (MHz)	Result
1	2412	17.67	≧0.5	Pass
6	2437	17.72	≧0.5	Pass
11	2462	17.66	≧0.5	Pass

Channel 1

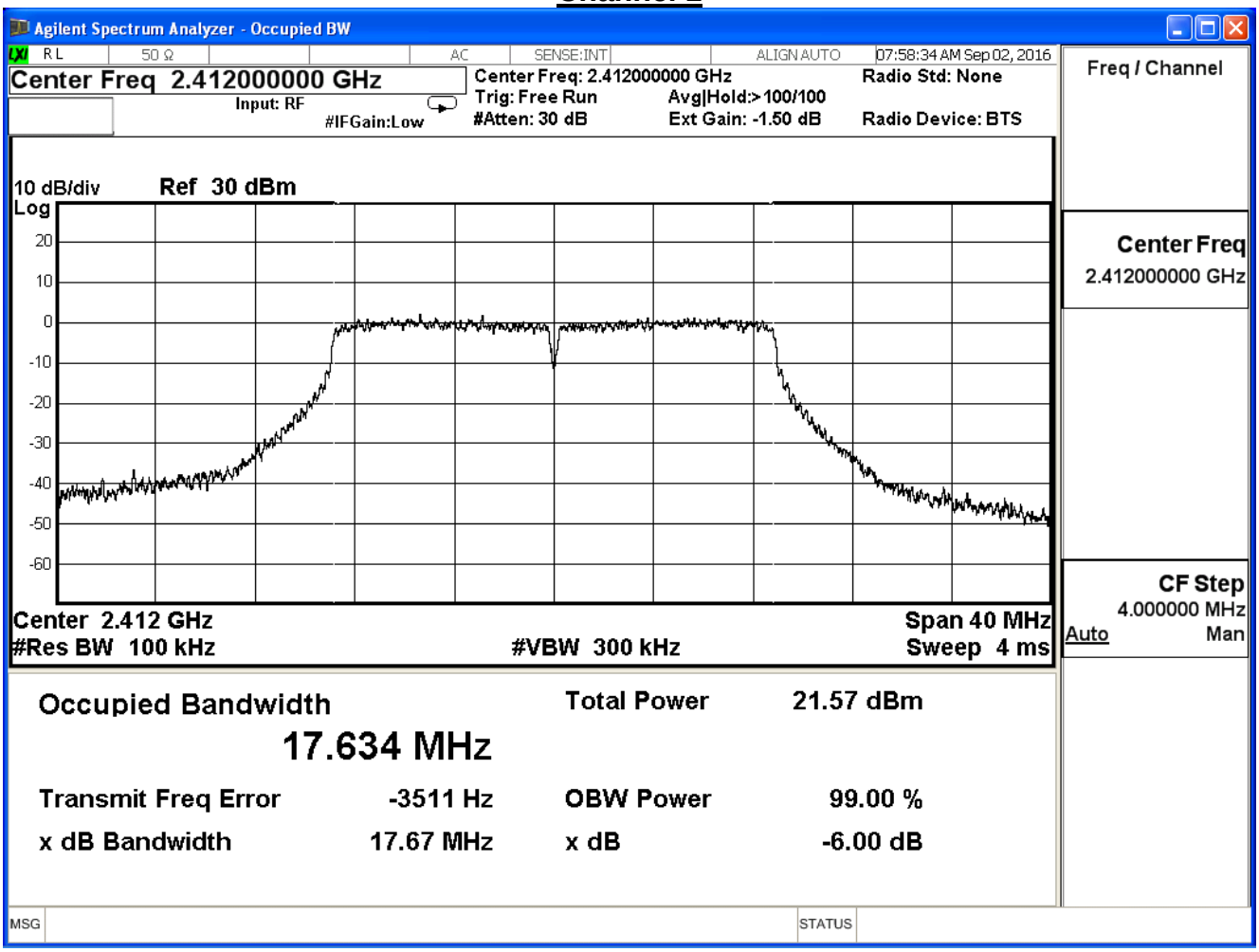

Channel 6

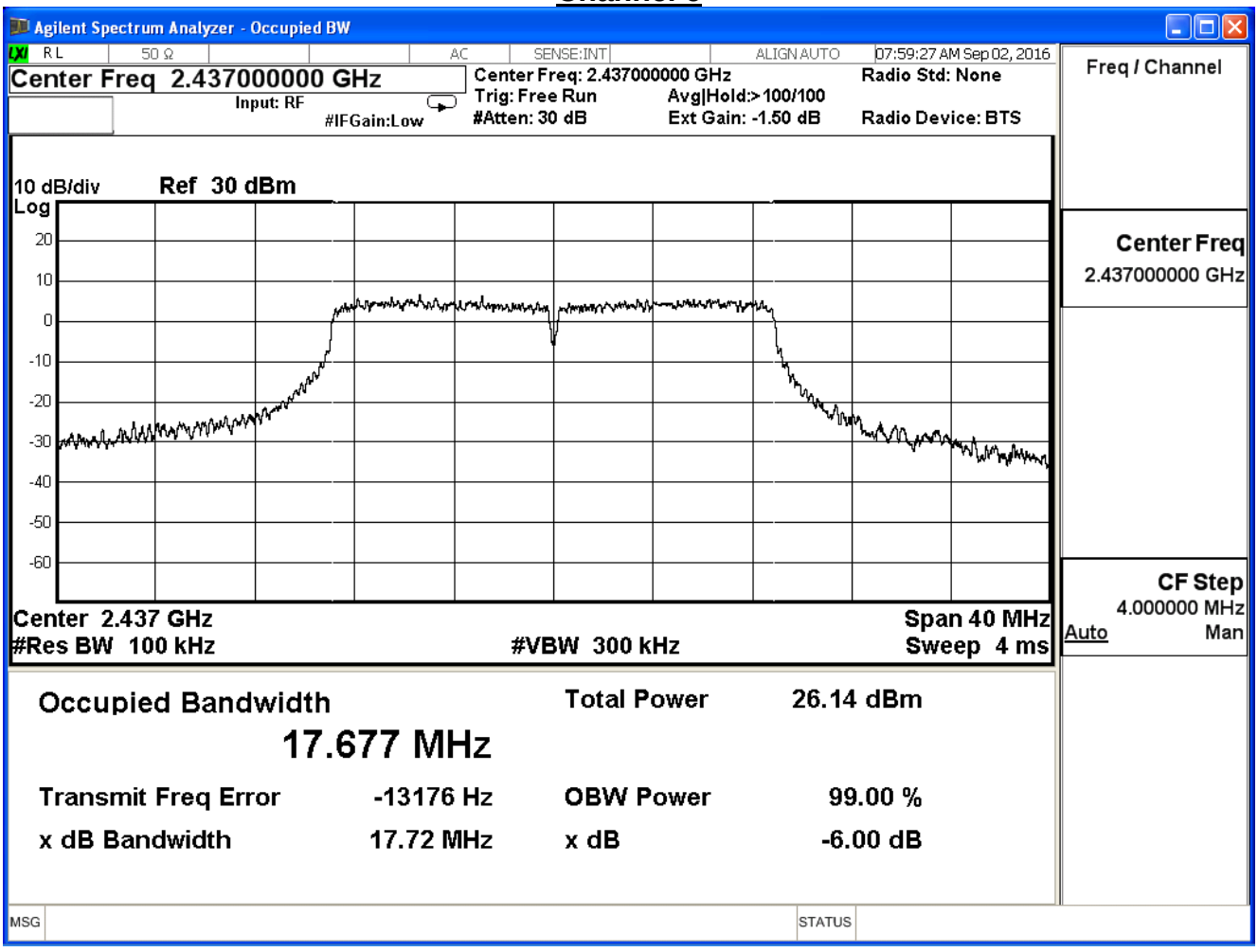
Agilent Spectrum Analyzer - Occupied BW
RL
50 Ω
AC
SENSE:INT
ALIGN AUTO
07:59:27 AM Sep 02, 2016
Center Freq 2.437000000 GHz
Input: RF
#IFGain:Low
Center Freq: 2.437000000 GHz
Trig: Free Run
#Atten: 30 dB
Avg|Hold:>100/100
Ext Gain: -1.50 dB
Radio Std: None
Radio Device: BTS
Freq / Channel
10 dB/div
Ref 30 dBm
Log
20
10
0
-10
-20
-30
-40
-50
-60
Center Freq
2.437000000 GHz
Center 2.437 GHz
#Res BW 100 kHz
#VBW 300 kHz
Span 40 MHz
Sweep 4 ms
CF Step
4.000000 MHz
Auto
Man
Occupied Bandwidth
17.677 MHz
Total Power
26.14 dBm
Transmit Freq Error
-13176 Hz
OBW Power
99.00 %
x dB Bandwidth
17.72 MHz
x dB
-6.00 dB
MSG
STATUS

Channel 11

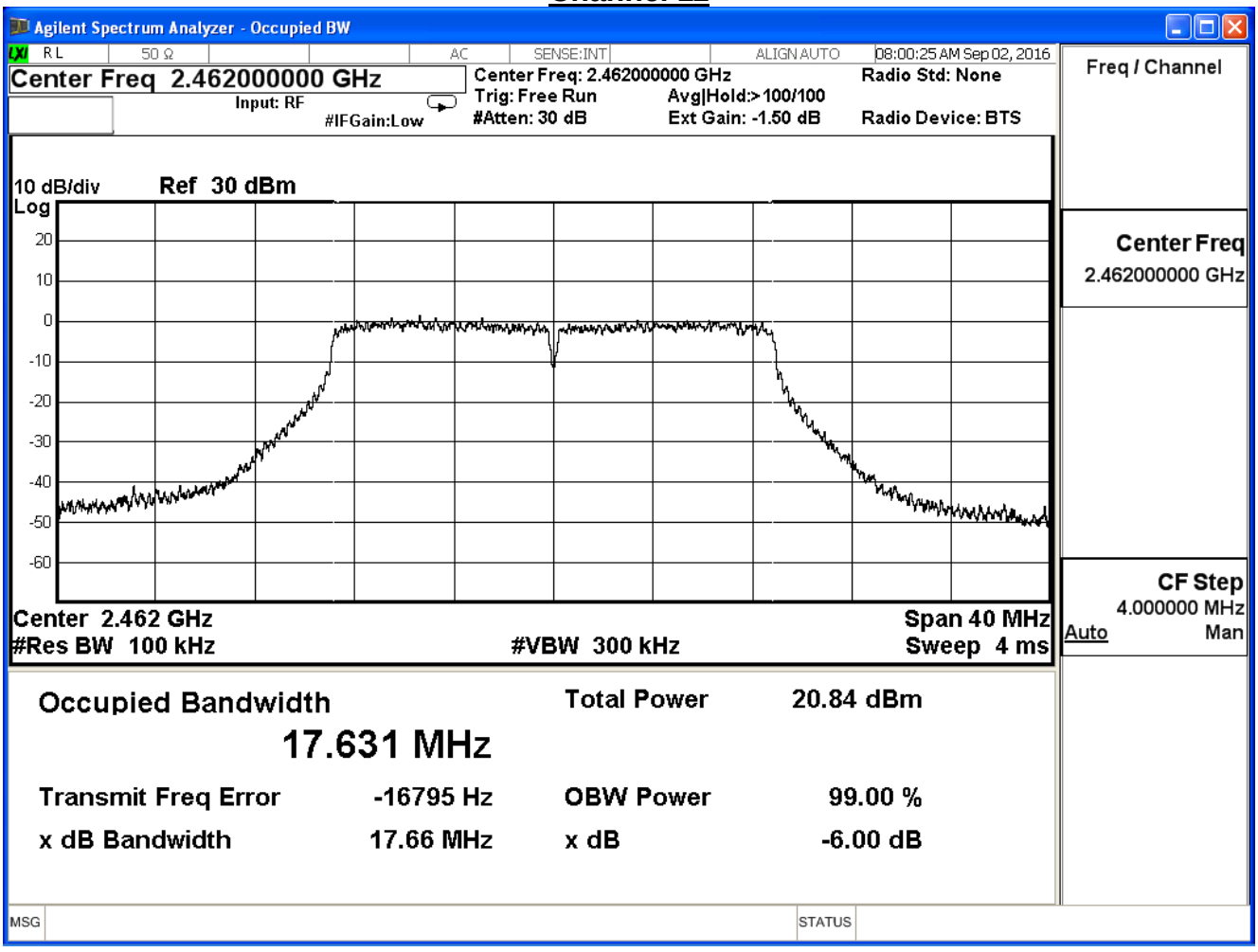
Agilent Spectrum Analyzer - Occupied BW
RL
50 Ω
AC
SENSE:INT
ALIGN AUTO
08:00:25 AM Sep 02, 2016
Center Freq 2.462000000 GHz
Input: RF
#IFGain:Low
Center Freq: 2.462000000 GHz
Trig: Free Run
#Atten: 30 dB
Avg|Hold:>100/100
Ext Gain: -1.50 dB
Radio Std: None
Radio Device: BTS
Freq / Channel
10 dB/div
Log
Ref 30 dBm
20
10
0
-10
-20
-30
-40
-50
-60
Center Freq
2.462000000 GHz
Center 2.462 GHz
#Res BW 100 kHz
#VBW 300 kHz
Span 40 MHz
Sweep 4 ms
CF Step
4.000000 MHz
Auto
Man
Occupied Bandwidth
17.631 MHz
Total Power 20.84 dBm
Transmit Freq Error -16795 Hz
OBW Power 99.00 %
x dB Bandwidth 17.66 MHz
x dB -6.00 dB
MSG
STATUS

Product	Dual-Band Wireless-AC PCI-E Adapter		
Test Item	DTS Bandwidth		
Test Mode	Mode 2: Transmit_CDD Mode		
Date of Test	2016/09/02	Test Site	SR7

IEEE 802.11n_20M (ANT 1)				
Channel No.	Frequency (MHz)	Measure Level (MHz)	Limit (MHz)	Result
1	2412	17.76	≧0.5	Pass
6	2437	17.77	≧0.5	Pass
11	2462	17.78	≧0.5	Pass

Channel 1

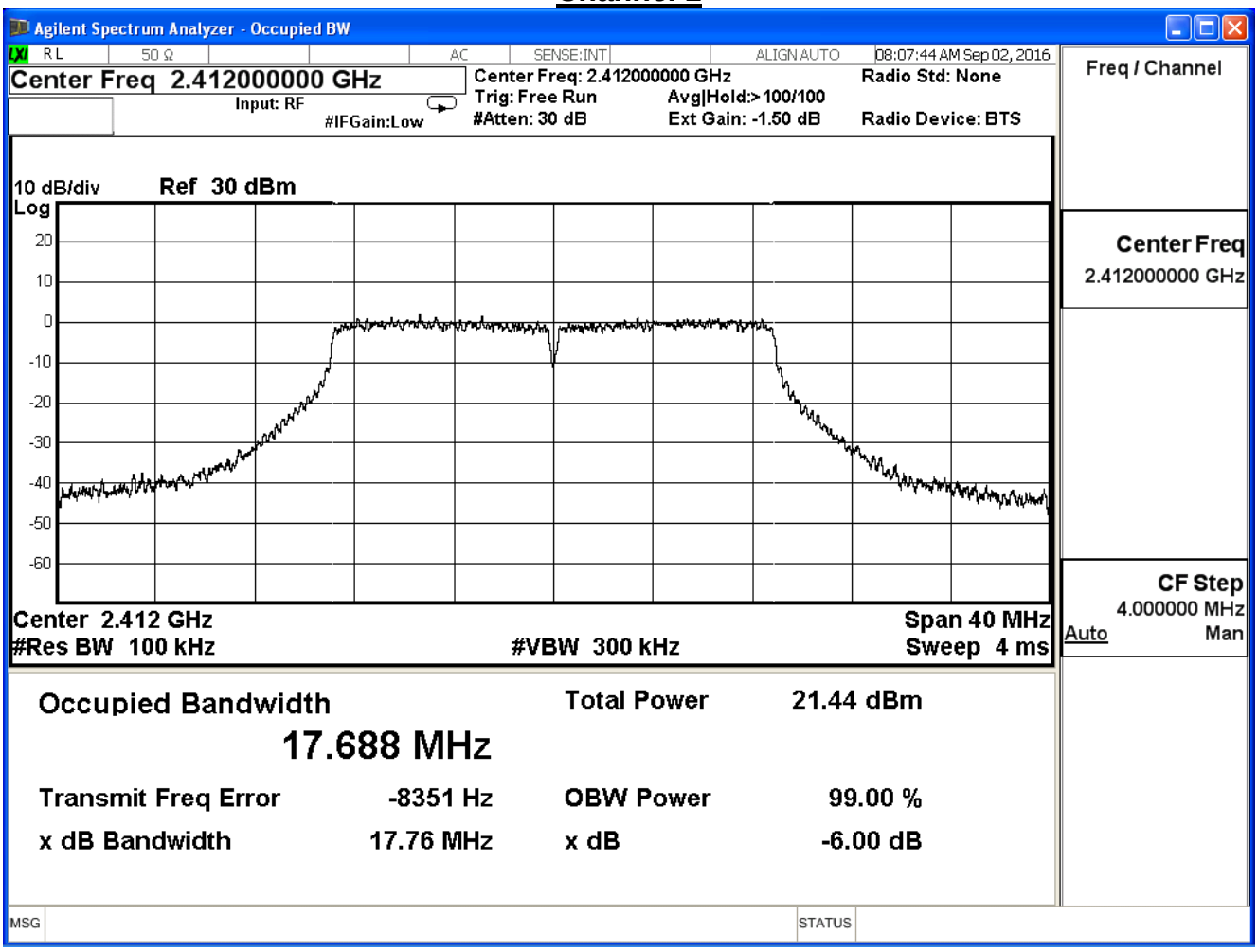

Channel 6

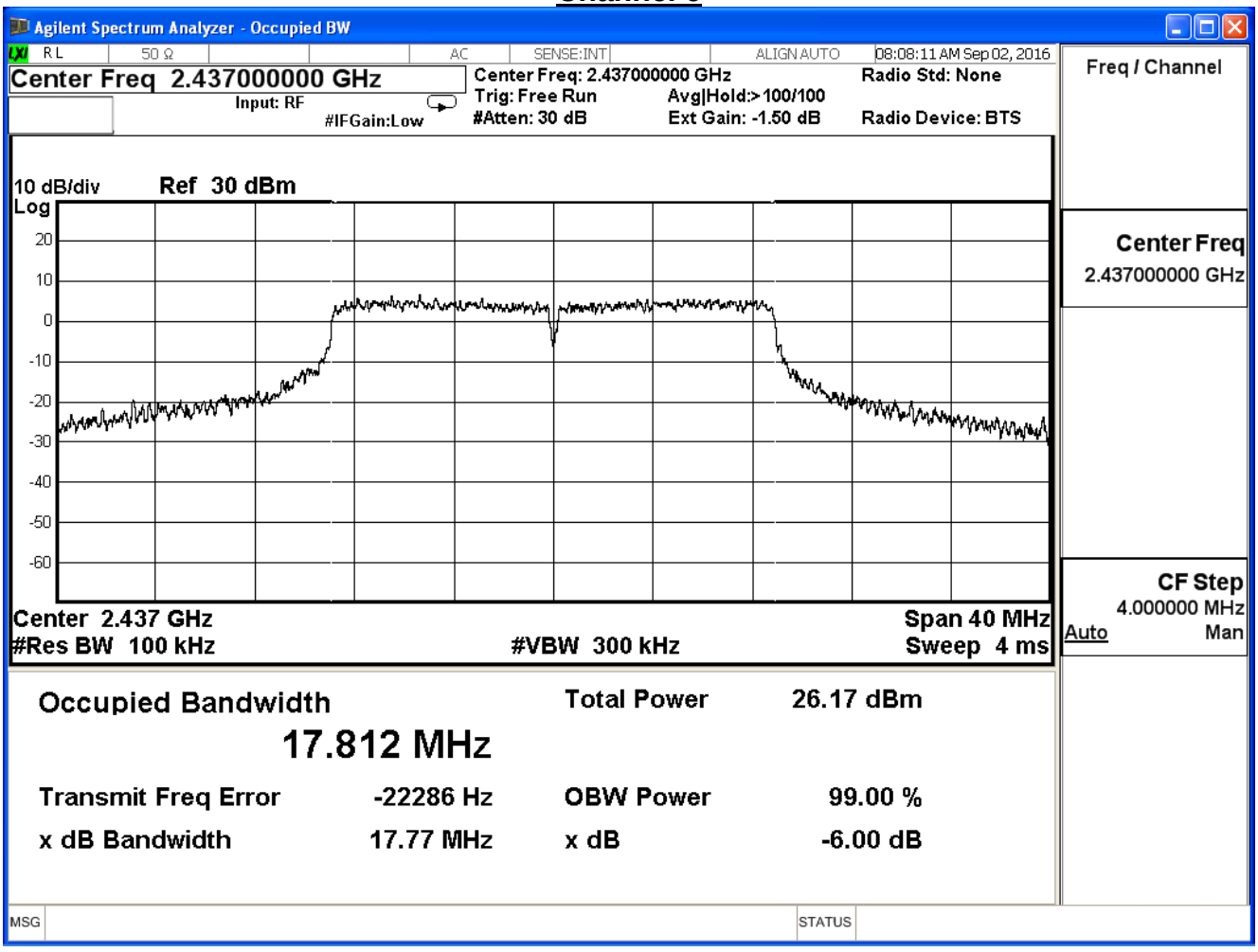
Agilent Spectrum Analyzer - Occupied BW
RL
50 Ω
AC
SENSE:INT
ALIGN AUTO
08:08:11 AM Sep 02, 2016
Center Freq 2.437000000 GHz
Input: RF
#IFGain:Low
Center Freq: 2.437000000 GHz
Trig: Free Run
#Atten: 30 dB
Avg|Hold:>100/100
Ext Gain: -1.50 dB
Radio Std: None
Radio Device: BTS
Freq / Channel
10 dB/div
Ref 30 dBm
Log
20
10
0
-10
-20
-30
-40
-50
-60
Center Freq
2.437000000 GHz
Center 2.437 GHz
#Res BW 100 kHz
#VBW 300 kHz
Span 40 MHz
Sweep 4 ms
CF Step
4.000000 MHz
Auto
Man
Occupied Bandwidth
17.812 MHz
Total Power
26.17 dBm
Transmit Freq Error
-22286 Hz
OBW Power
99.00 %
x dB Bandwidth
17.77 MHz
x dB
-6.00 dB
MSG
STATUS

Channel 11

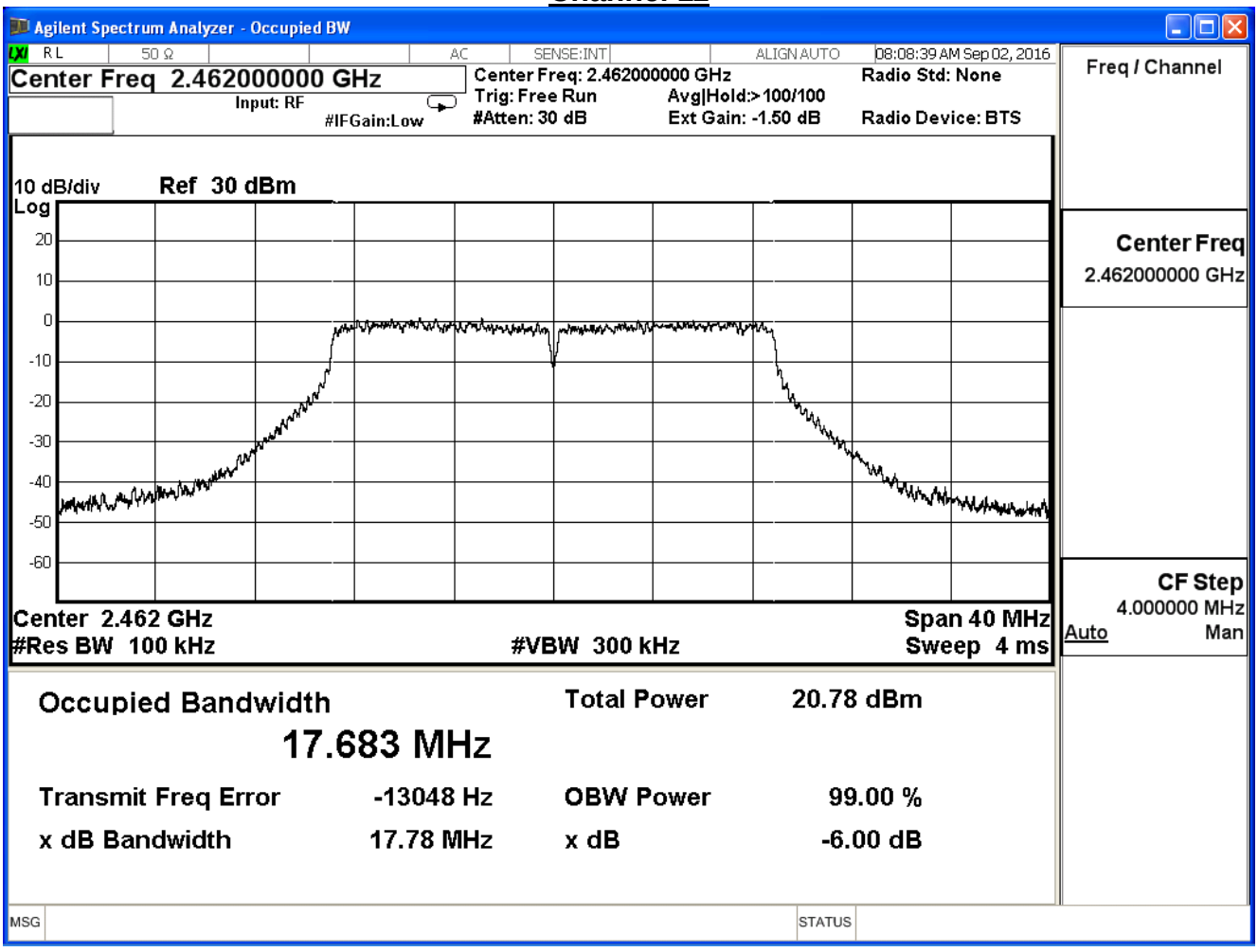
Agilent Spectrum Analyzer - Occupied BW
RL
50 Ω
AC
SENSE:INT
ALIGN AUTO
08:08:39 AM Sep 02, 2016
Center Freq 2.462000000 GHz
Input: RF
#IFGain:Low
Center Freq: 2.462000000 GHz
Trig: Free Run
#Atten: 30 dB
Avg|Hold:>100/100
Ext Gain: -1.50 dB
Radio Std: None
Radio Device: BTS
Freq / Channel
10 dB/div
Log
Ref 30 dBm
20
10
0
-10
-20
-30
-40
-50
-60
Center Freq
2.462000000 GHz
Center 2.462 GHz
#Res BW 100 kHz
#VBW 300 kHz
Span 40 MHz
Sweep 4 ms
CF Step
4.000000 MHz
Auto
Man
Occupied Bandwidth
17.683 MHz
Total Power 20.78 dBm
Transmit Freq Error -13048 Hz
OBW Power 99.00 %
x dB Bandwidth 17.78 MHz
x dB -6.00 dB
MSG
STATUS

Product	Dual-Band Wireless-AC PCI-E Adapter		
Test Item	DTS Bandwidth		
Test Mode	Mode 2: Transmit_CDD Mode		
Date of Test	2016/09/02	Test Site	SR7

IEEE 802.11n_40M (ANT 0)				
Channel No.	Frequency (MHz)	Measure Level (MHz)	Limit (MHz)	Result
3	2422	36.49	≧0.5	Pass
6	2437	36.45	≧0.5	Pass
9	2452	36.46	≧0.5	Pass

Channel 3

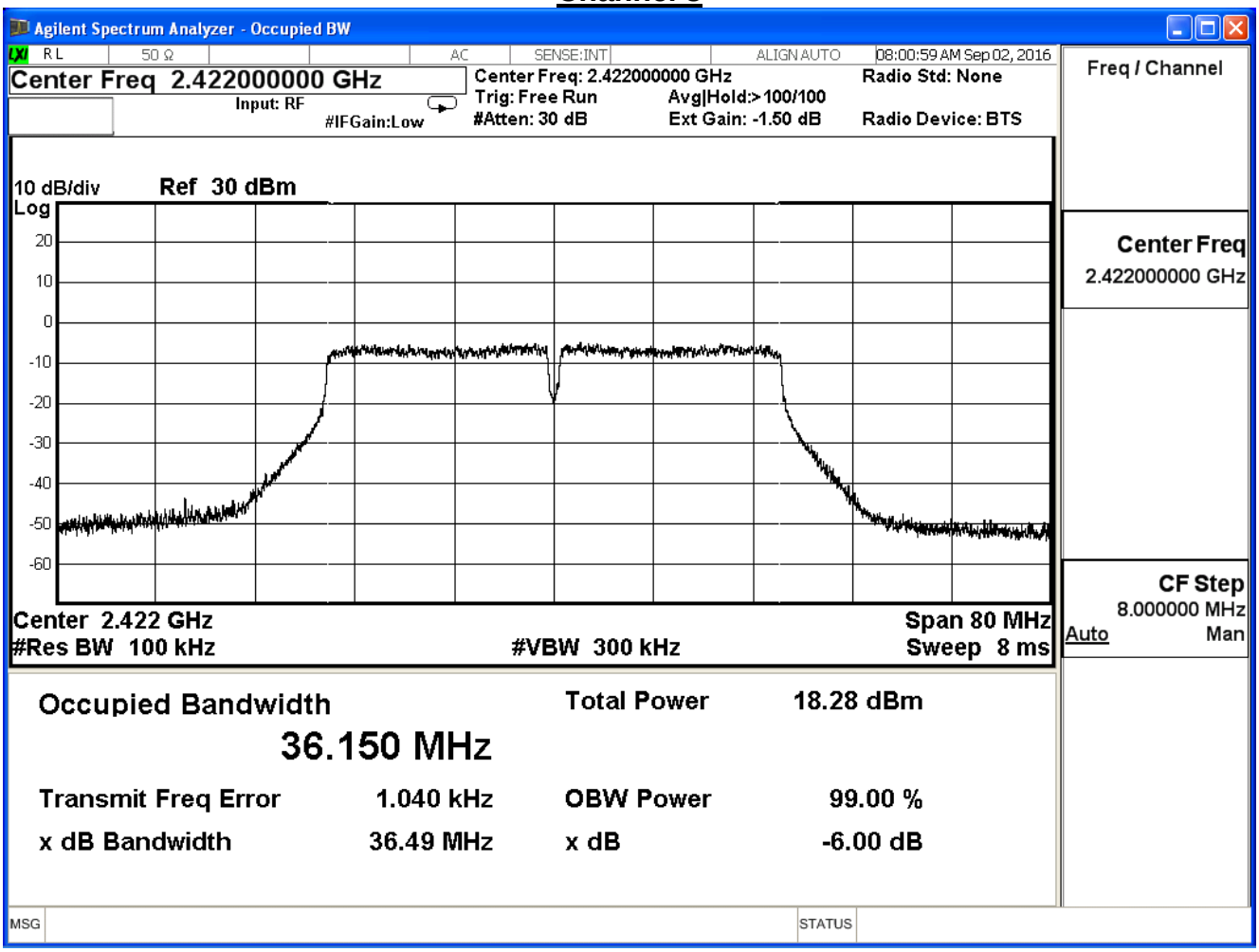

Channel 6

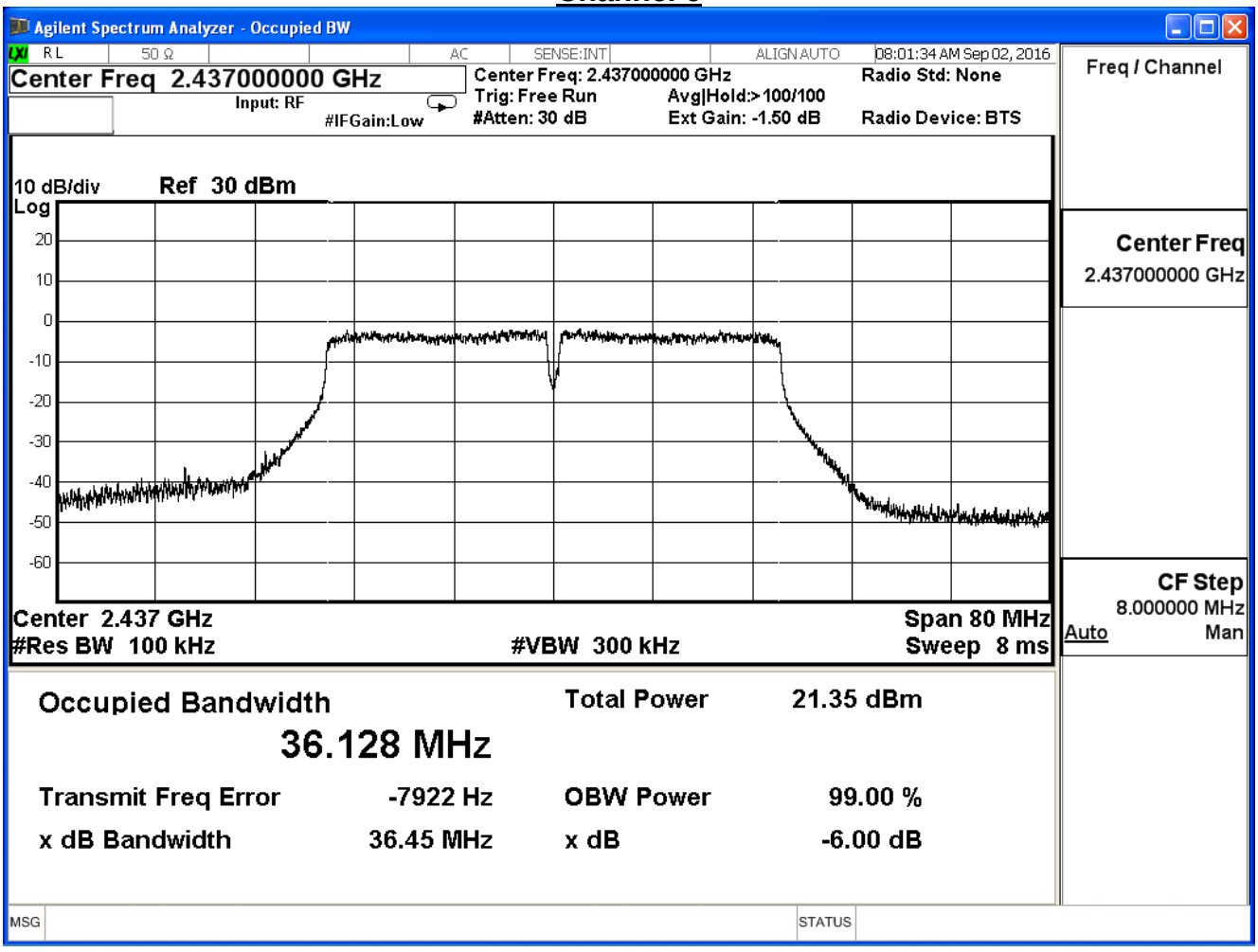
Agilent Spectrum Analyzer - Occupied BW
RL
50 Ω
AC
SENSE:INT
ALIGN AUTO
08:01:34 AM Sep 02, 2016
Center Freq 2.437000000 GHz
Input: RF
#IFGain:Low
Center Freq: 2.437000000 GHz
Trig: Free Run
#Atten: 30 dB
Avg|Hold:>100/100
Ext Gain: -1.50 dB
Radio Std: None
Radio Device: BTS
Freq / Channel
10 dB/div
Log
Ref 30 dBm
20
10
0
-10
-20
-30
-40
-50
-60
Center Freq
2.437000000 GHz
Center 2.437 GHz
#Res BW 100 kHz
#VBW 300 kHz
Span 80 MHz
Sweep 8 ms
CF Step
8.000000 MHz
Auto
Man
Occupied Bandwidth
36.128 MHz
Total Power 21.35 dBm
Transmit Freq Error -7922 Hz
OBW Power 99.00 %
x dB Bandwidth 36.45 MHz
x dB -6.00 dB
MSG
STATUS

Channel 9

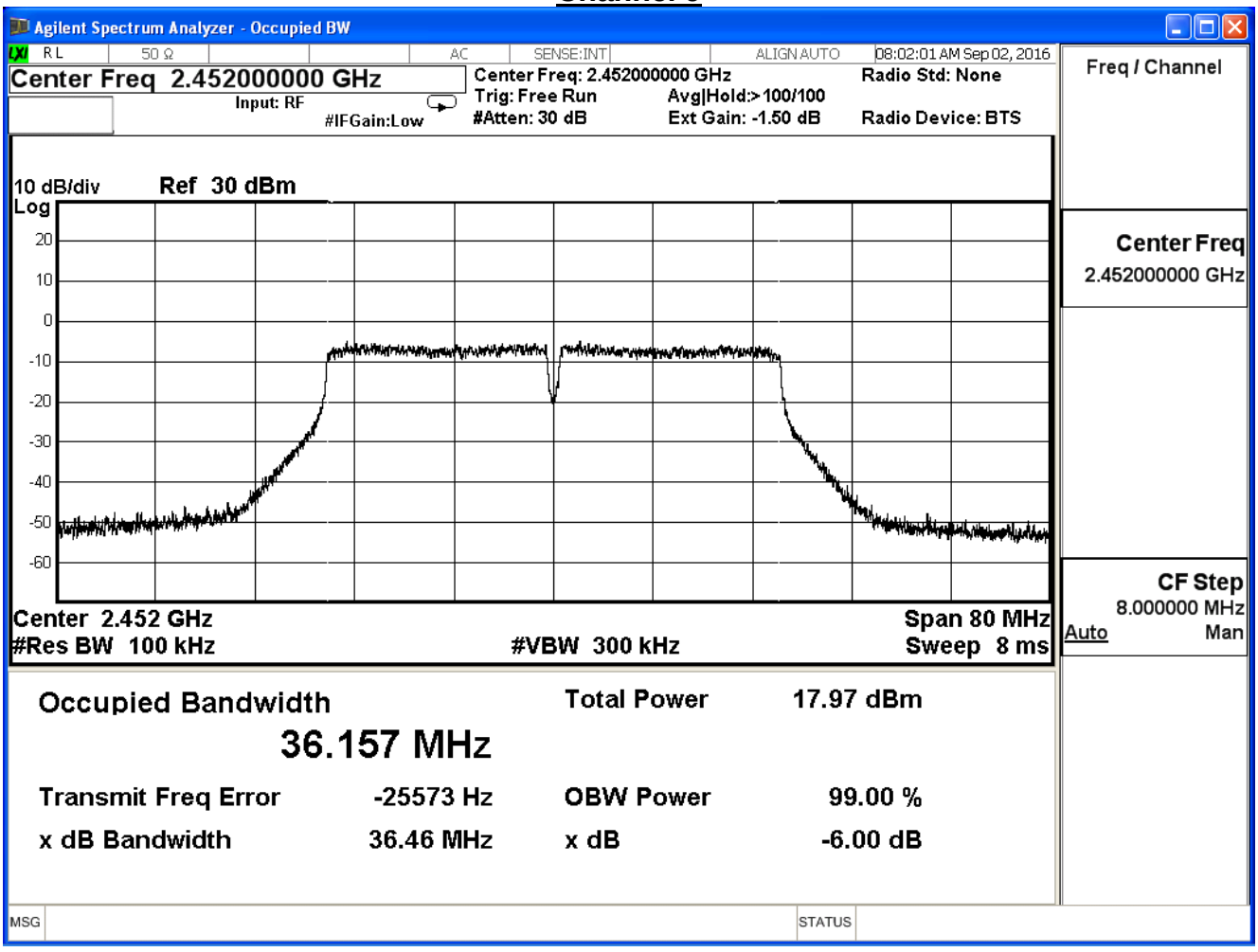
Agilent Spectrum Analyzer - Occupied BW
RL
50 Ω
AC
SENSE:INT
ALIGN AUTO
08:02:01 AM Sep 02, 2016
Center Freq 2.452000000 GHz
Input: RF
#IFGain:Low
Center Freq: 2.452000000 GHz
Trig: Free Run
#Atten: 30 dB
Avg|Hold:>100/100
Ext Gain: -1.50 dB
Radio Std: None
Radio Device: BTS
Freq / Channel
10 dB/div
Log
Ref 30 dBm
20
10
0
-10
-20
-30
-40
-50
-60
Center Freq
2.452000000 GHz
Center 2.452 GHz
#Res BW 100 kHz
#VBW 300 kHz
Span 80 MHz
Sweep 8 ms
CF Step
8.000000 MHz
Auto
Man
Occupied Bandwidth
36.157 MHz
Total Power 17.97 dBm
Transmit Freq Error -25573 Hz
OBW Power 99.00 %
x dB Bandwidth 36.46 MHz
x dB -6.00 dB
MSG
STATUS

Product	Dual-Band Wireless-AC PCI-E Adapter		
Test Item	DTS Bandwidth		
Test Mode	Mode 2: Transmit_CDD Mode		
Date of Test	2016/09/02	Test Site	SR7

IEEE 802.11n_40M (ANT 1)				
Channel No.	Frequency (MHz)	Measure Level (MHz)	Limit (MHz)	Result
3	2422	36.48	≧0.5	Pass
6	2437	36.50	≧0.5	Pass
9	2452	36.49	≧0.5	Pass

Channel 3

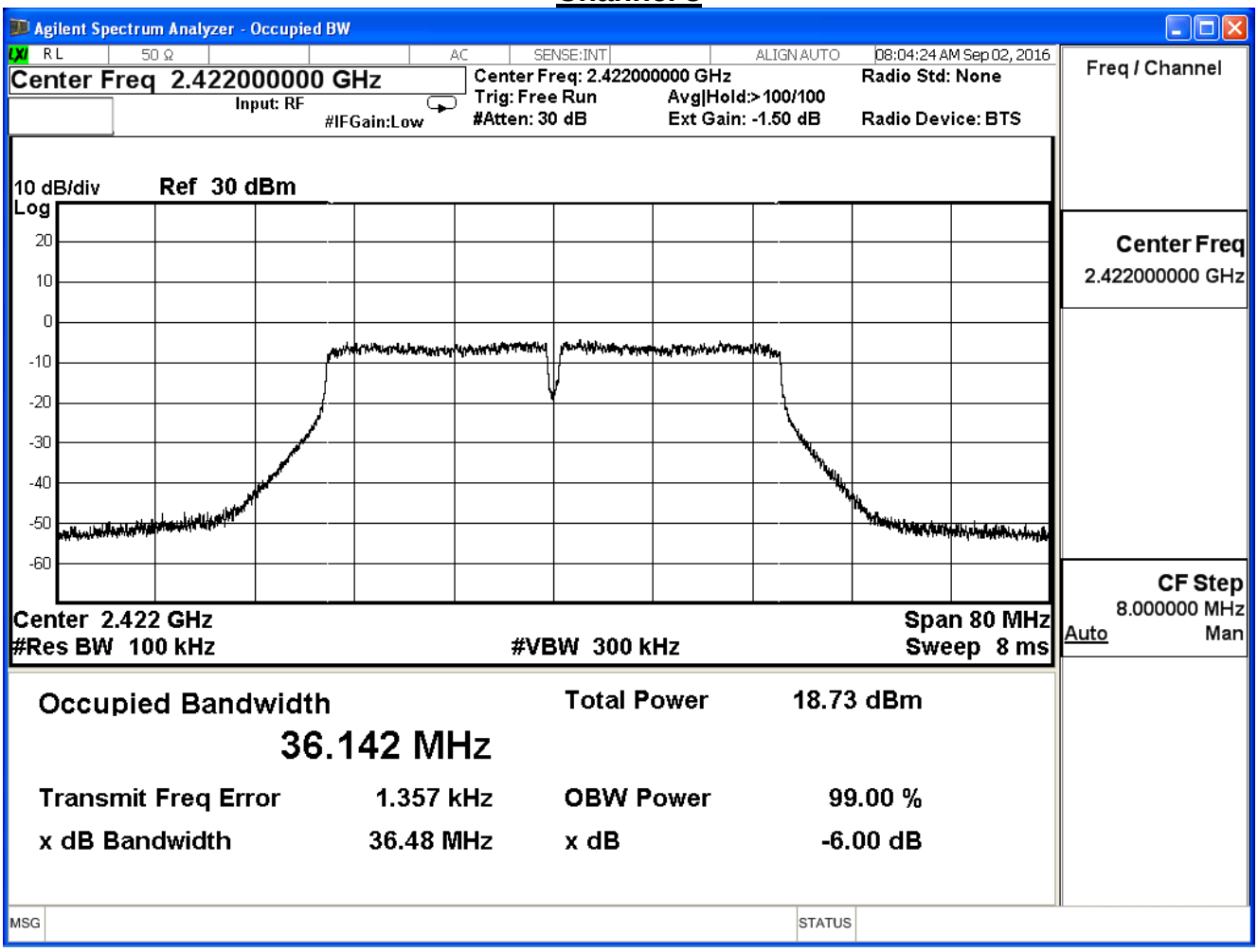

Channel 6

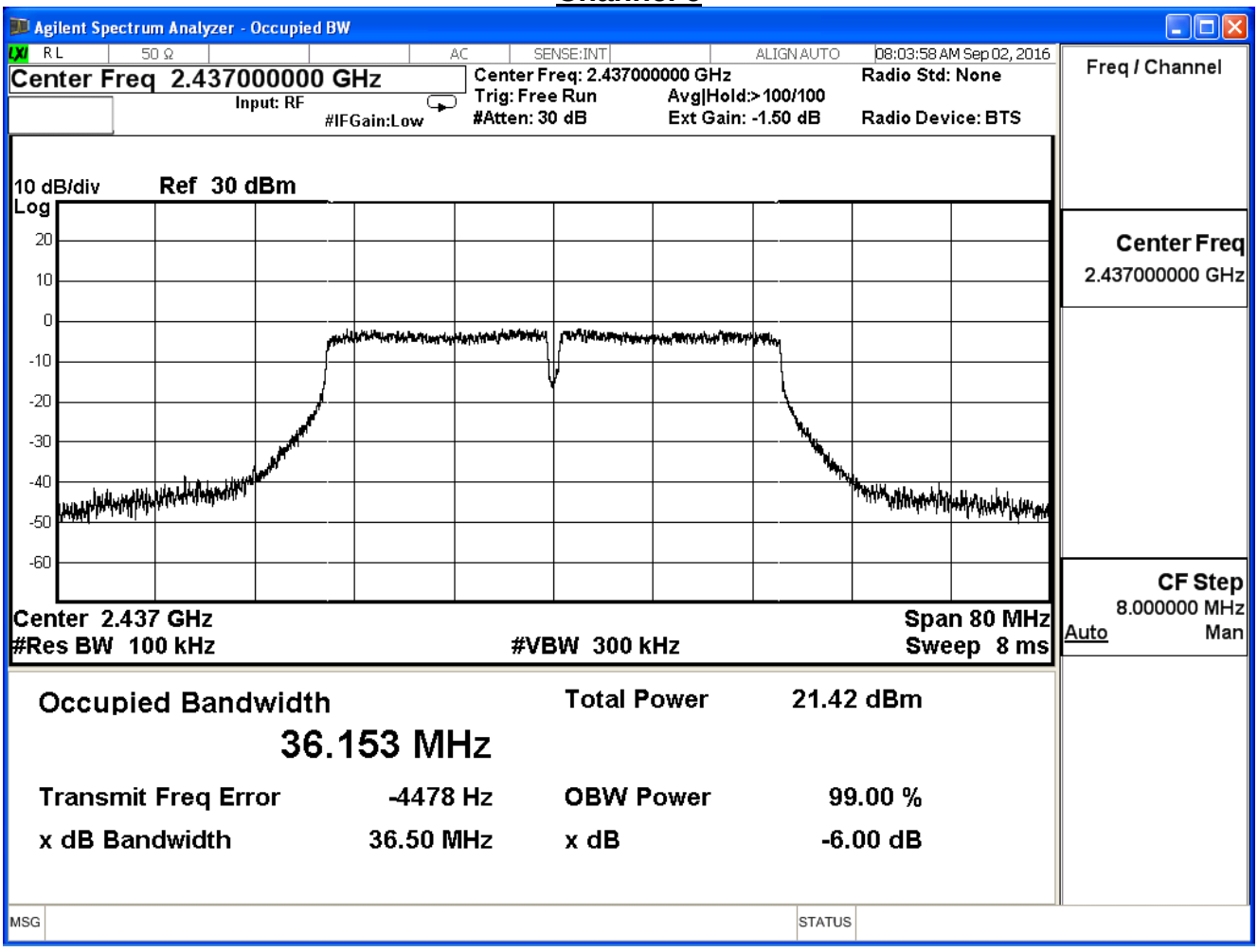
Agilent Spectrum Analyzer - Occupied BW
RL
50 Ω
AC
SENSE:INT
ALIGN AUTO
08:03:58 AM Sep 02, 2016
Center Freq 2.437000000 GHz
Input: RF
#IFGain:Low
Center Freq: 2.437000000 GHz
Trig: Free Run
#Atten: 30 dB
Avg|Hold:>100/100
Ext Gain: -1.50 dB
Radio Std: None
Radio Device: BTS
Freq / Channel
10 dB/div
Ref 30 dBm
Log
20
10
0
-10
-20
-30
-40
-50
-60
Center Freq
2.437000000 GHz
Center 2.437 GHz
#Res BW 100 kHz
#VBW 300 kHz
Span 80 MHz
Sweep 8 ms
CF Step
8.000000 MHz
Auto
Man
Occupied Bandwidth
36.153 MHz
Total Power 21.42 dBm
Transmit Freq Error -4478 Hz
OBW Power 99.00 %
x dB Bandwidth 36.50 MHz
x dB -6.00 dB
MSG
STATUS

Channel 9

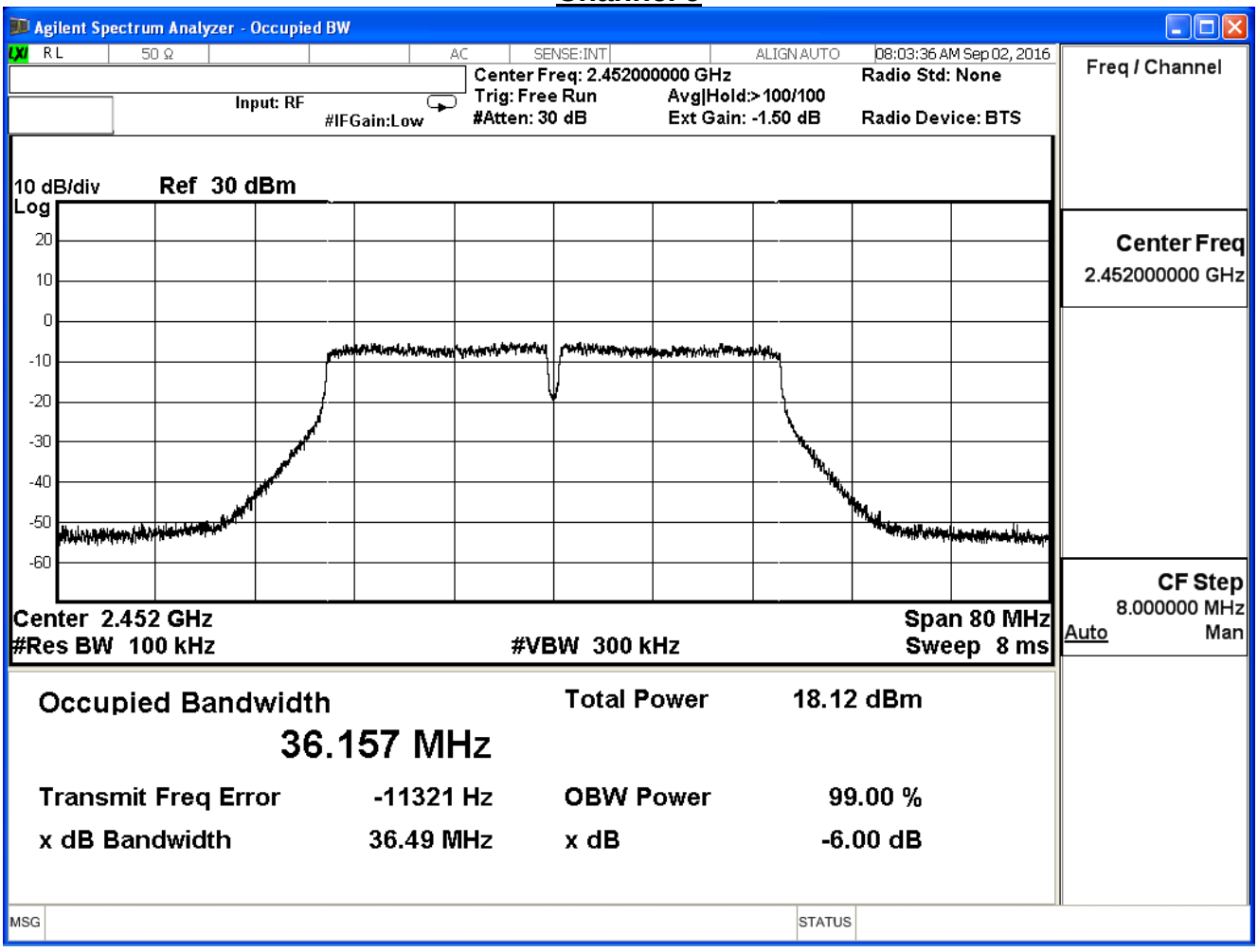
Agilent Spectrum Analyzer - Occupied BW
RL
50 Ω
AC
SENSE:INT
ALIGN AUTO
08:03:36 AM Sep 02, 2016
Center Freq: 2.452000000 GHz
Trig: Free Run
#Atten: 30 dB
Input: RF
#IFGain:Low
Avg|Hold:>100/100
Ext Gain: -1.50 dB
Radio Std: None
Radio Device: BTS
Freq / Channel
10 dB/div
Log
Ref 30 dBm
20
10
0
-10
-20
-30
-40
-50
-60
Center Freq
2.452000000 GHz
Center 2.452 GHz
#Res BW 100 kHz
#VBW 300 kHz
Span 80 MHz
Sweep 8 ms
CF Step
8.000000 MHz
Auto
Man
Occupied Bandwidth
36.157 MHz
Total Power
18.12 dBm
Transmit Freq Error
-11321 Hz
OBW Power
99.00 %
x dB Bandwidth
36.49 MHz
x dB
-6.00 dB
MSG
STATUS

8. Occupied Bandwidth

8.1. Test Equipment

The following test equipments are used during the test:

Occupied Bandwidth / SR7

Instrument	Manufacturer	Model No.	Serial No	Next Cal. Date
Spectrum Analyzer	Agilent	N9010A	US47140172	2017/08/08
Signal & Spectrum Analyzer	R&S	FSV40	101049	2017/01/05
Signal Analyzer	R&S	FSV7	101650	2016/11/30

Note: All equipments that need to calibrate are with calibration period of 1 year.

8.2. Test Setup

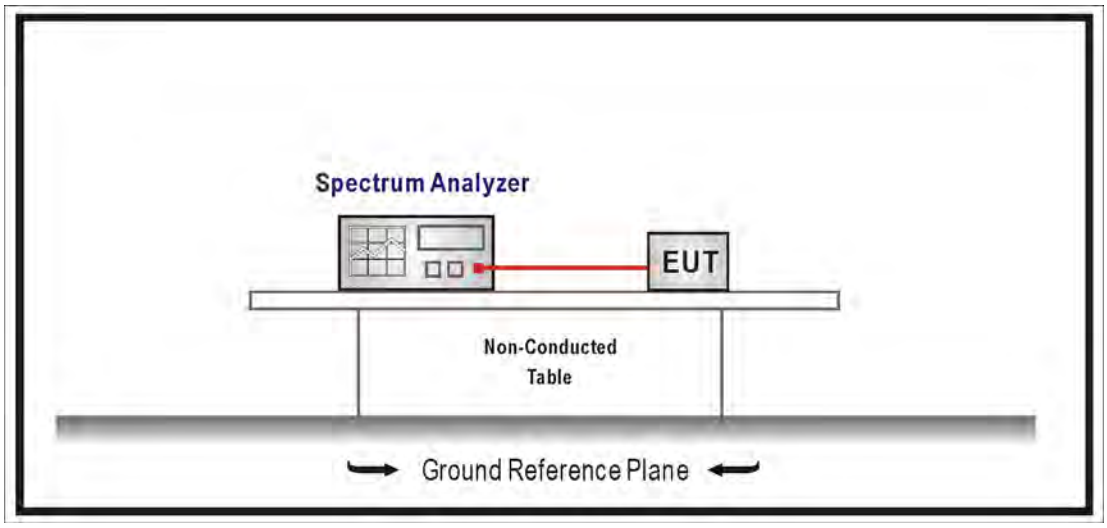

8.3. Test Procedures

The EUT was setup according to ANSI C63.10:2013; tested according to DTS test procedure of KDB558074 v03r05 for compliance to FCC 47CFR 15.247 requirements.

Set RBW = 1-5% of the OBW, Set the VBW≧3xRBW, Sweep Time=Auto.

8.4. Limits

NA

8.5. Test Specification

According to FCC Part 15 Subpart C Paragraph 15.247: 2015

8.6. Uncertainty

The measurement uncertainty is defined as ±150Hz

8.7. Test Result

Product	Dual-Band Wireless-AC PCI-E Adapter		
Test Item	Occupied Bandwidth		
Test Mode	Mode 1: Transmit_SISO Mode		
Date of Test	2016/08/25	Test Site	SR7

802.11 b (ANT 0)				
Channel No.	Frequency (MHz)	Measure Level(MHz)	Limit (MHz)	Result
1	2412	15.01	--	Pass
6	2437	15.01	--	Pass
11	2462	14.93	--	Pass

Channel 1

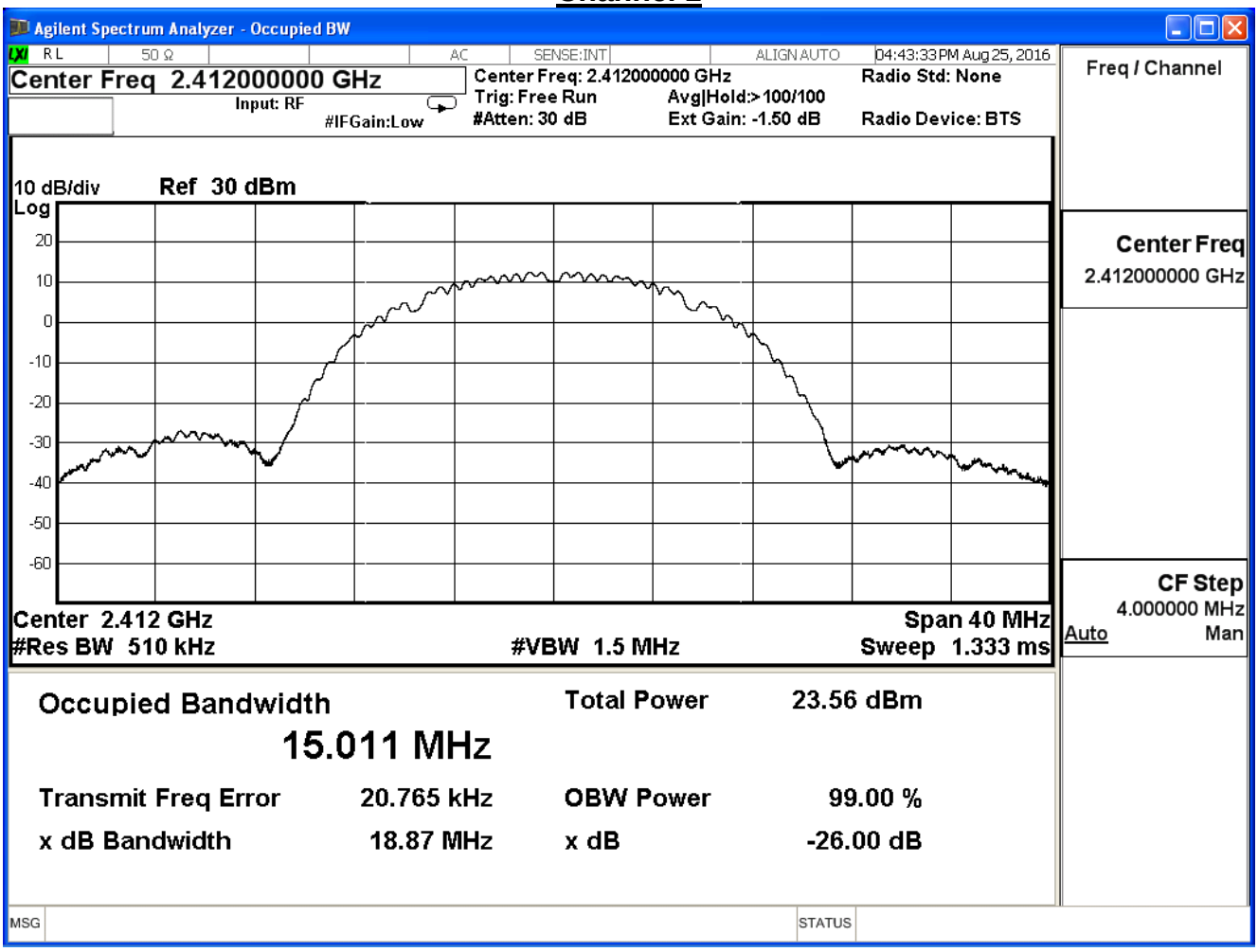

Channel 6

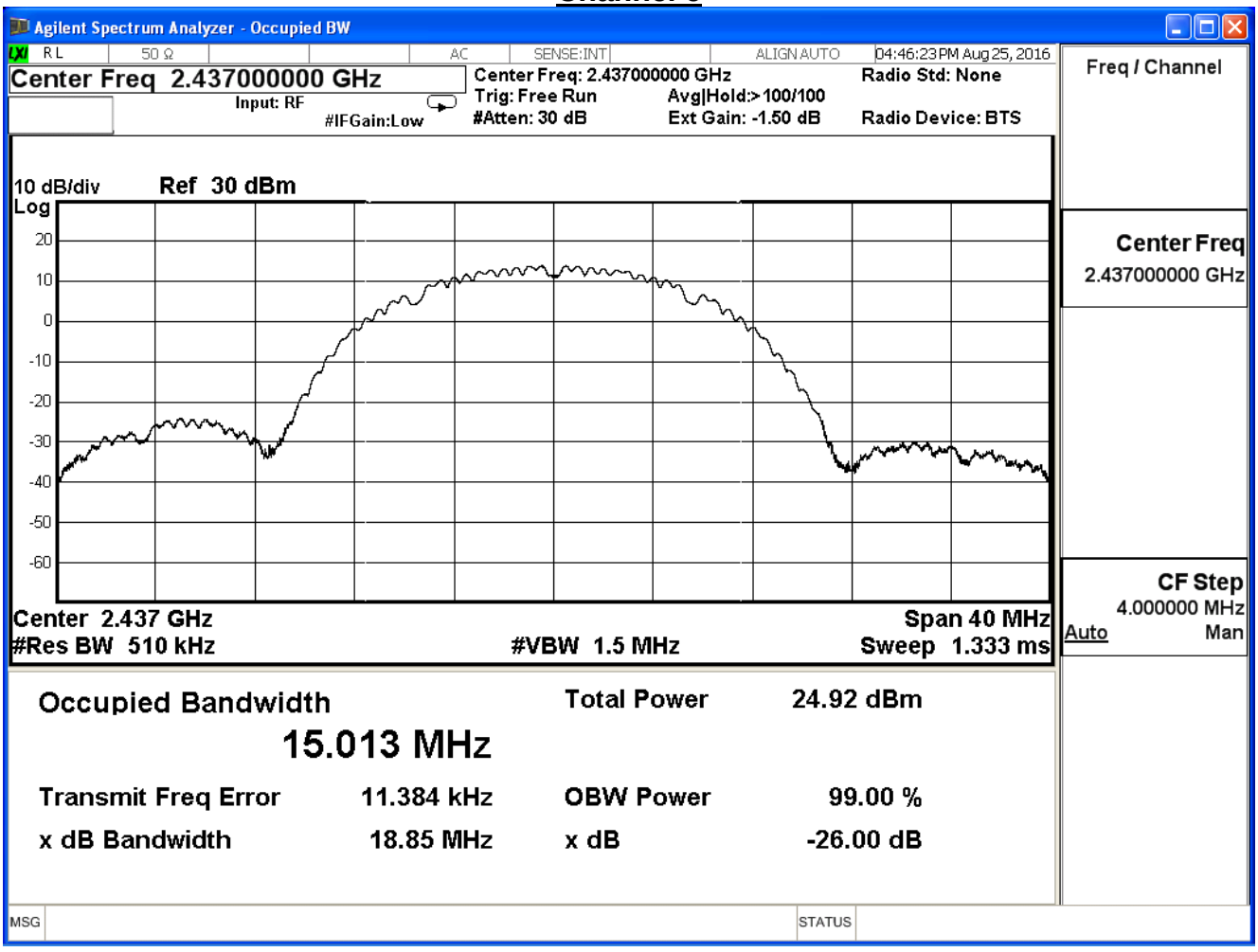
Agilent Spectrum Analyzer - Occupied BW
RL
50 Ω
AC
SENSE:INT
ALIGN AUTO
04:46:23 PM Aug 25, 2016
Center Freq 2.437000000 GHz
Input: RF
#IFGain:Low
Center Freq: 2.437000000 GHz
Trig: Free Run
#Atten: 30 dB
Avg|Hold:>100/100
Ext Gain: -1.50 dB
Radio Std: None
Radio Device: BTS
Freq / Channel
10 dB/div
Log
Ref 30 dBm
20
10
0
-10
-20
-30
-40
-50
-60
Center Freq
2.437000000 GHz
Center 2.437 GHz
#Res BW 510 kHz
#VBW 1.5 MHz
Span 40 MHz
Sweep 1.333 ms
CF Step
4.000000 MHz
Auto
Man
Occupied Bandwidth
15.013 MHz
Total Power 24.92 dBm
Transmit Freq Error 11.384 kHz
OBW Power 99.00 %
x dB Bandwidth 18.85 MHz
x dB -26.00 dB
MSG
STATUS

Channel 11

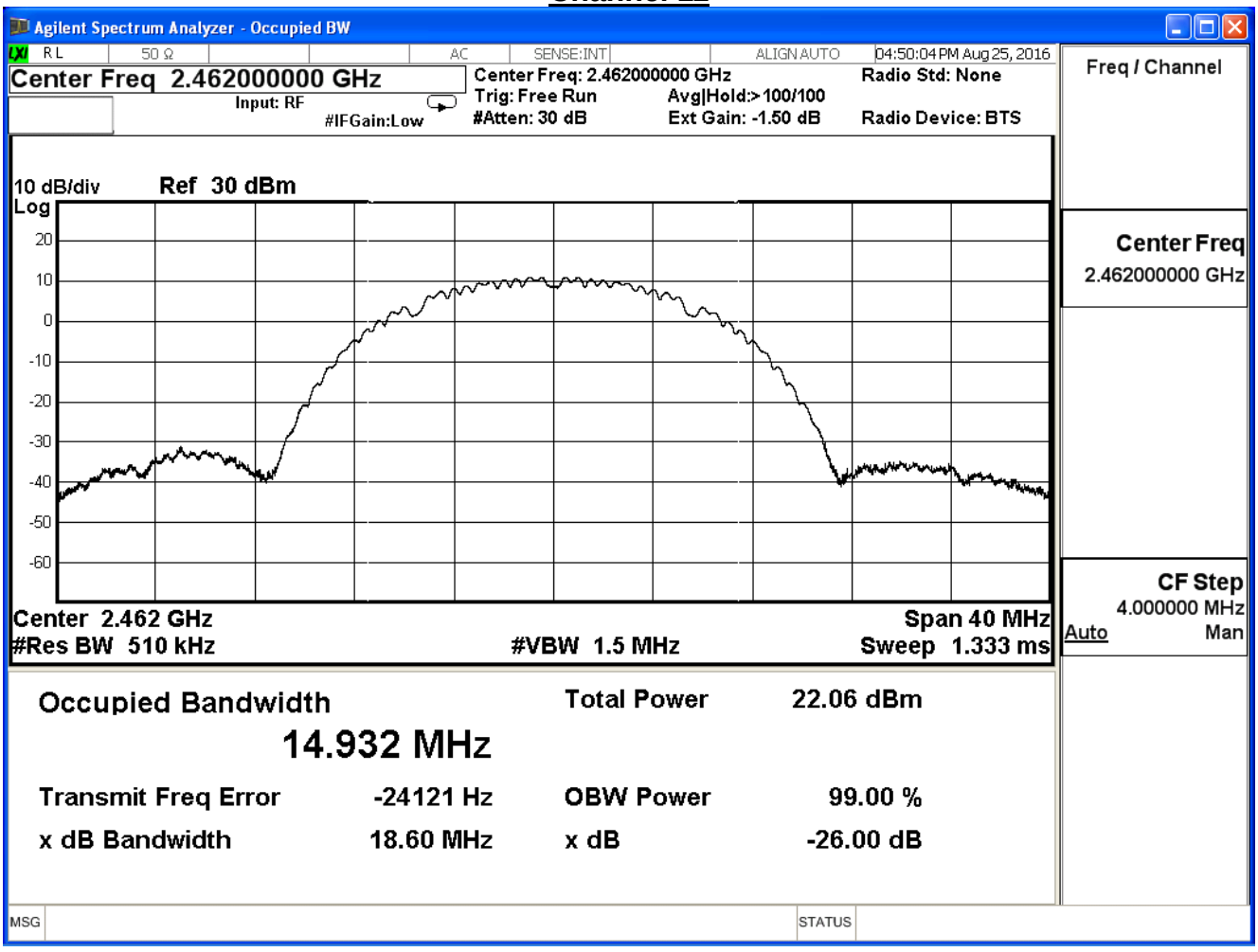
Agilent Spectrum Analyzer - Occupied BW
RL
50 Ω
AC
SENSE:INT
ALIGN AUTO
04:50:04 PM Aug 25, 2016
Center Freq 2.462000000 GHz
Input: RF
#IFGain:Low
Center Freq: 2.462000000 GHz
Trig: Free Run
#Atten: 30 dB
Avg|Hold:>100/100
Ext Gain: -1.50 dB
Radio Std: None
Radio Device: BTS
Freq / Channel
10 dB/div
Ref 30 dBm
Log
20
10
0
-10
-20
-30
-40
-50
-60
Center Freq
2.462000000 GHz
Center 2.462 GHz
#Res BW 510 kHz
#VBW 1.5 MHz
Span 40 MHz
Sweep 1.333 ms
CF Step
4.000000 MHz
Auto
Man
Occupied Bandwidth
14.932 MHz
Total Power 22.06 dBm
Transmit Freq Error -24121 Hz
OBW Power 99.00 %
x dB Bandwidth 18.60 MHz
x dB -26.00 dB
MSG
STATUS

Product	Dual-Band Wireless-AC PCI-E Adapter		
Test Item	Occupied Bandwidth		
Test Mode	Mode 1: Transmit_SISO Mode		
Date of Test	2016/08/25	Test Site	SR7

802.11 b (ANT 1)				
Channel No.	Frequency (MHz)	Measure Level(MHz)	Limit (MHz)	Result
1	2412	15.08	--	Pass
6	2437	15.45	--	Pass
11	2462	15.12	--	Pass

Channel 1

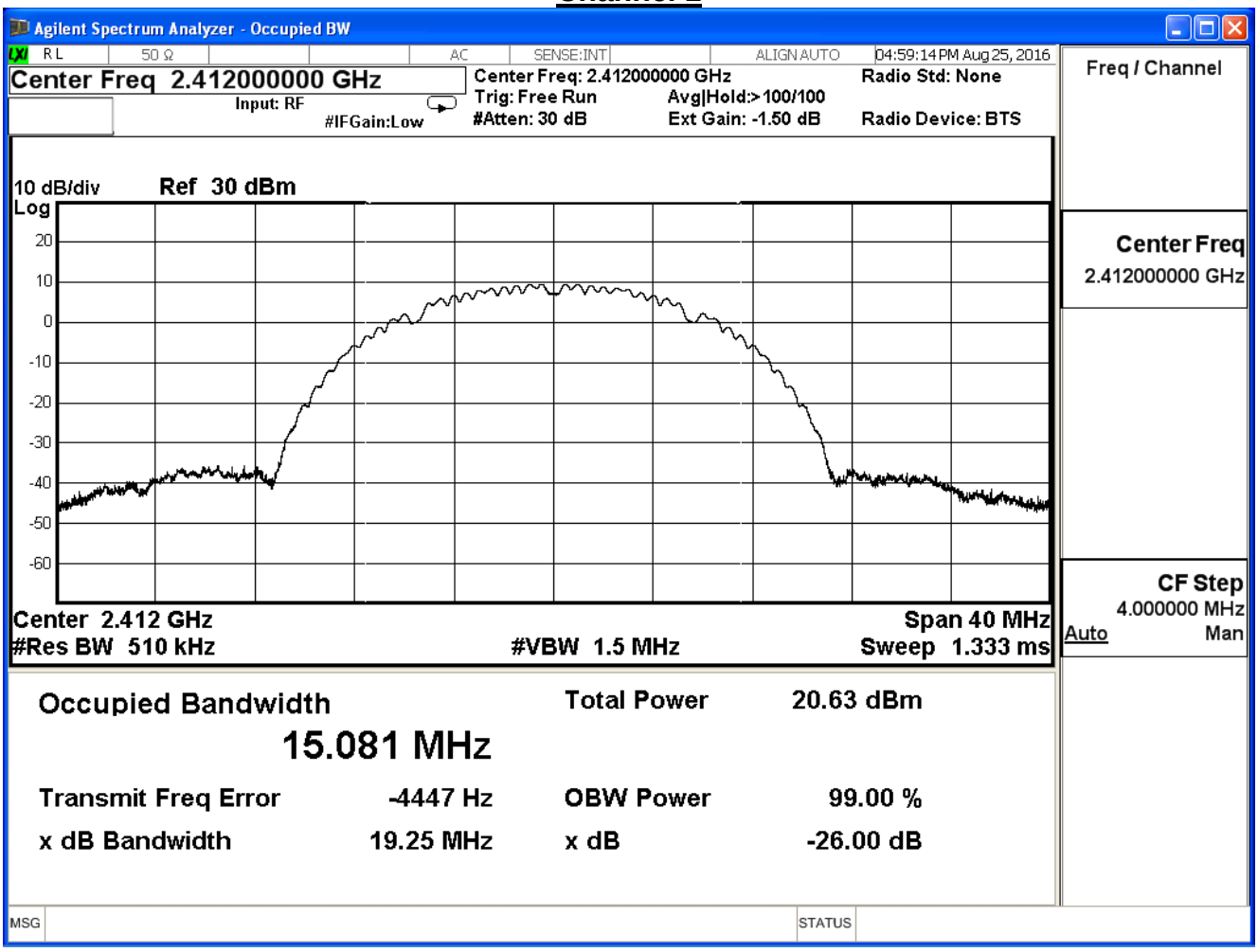

Channel 6

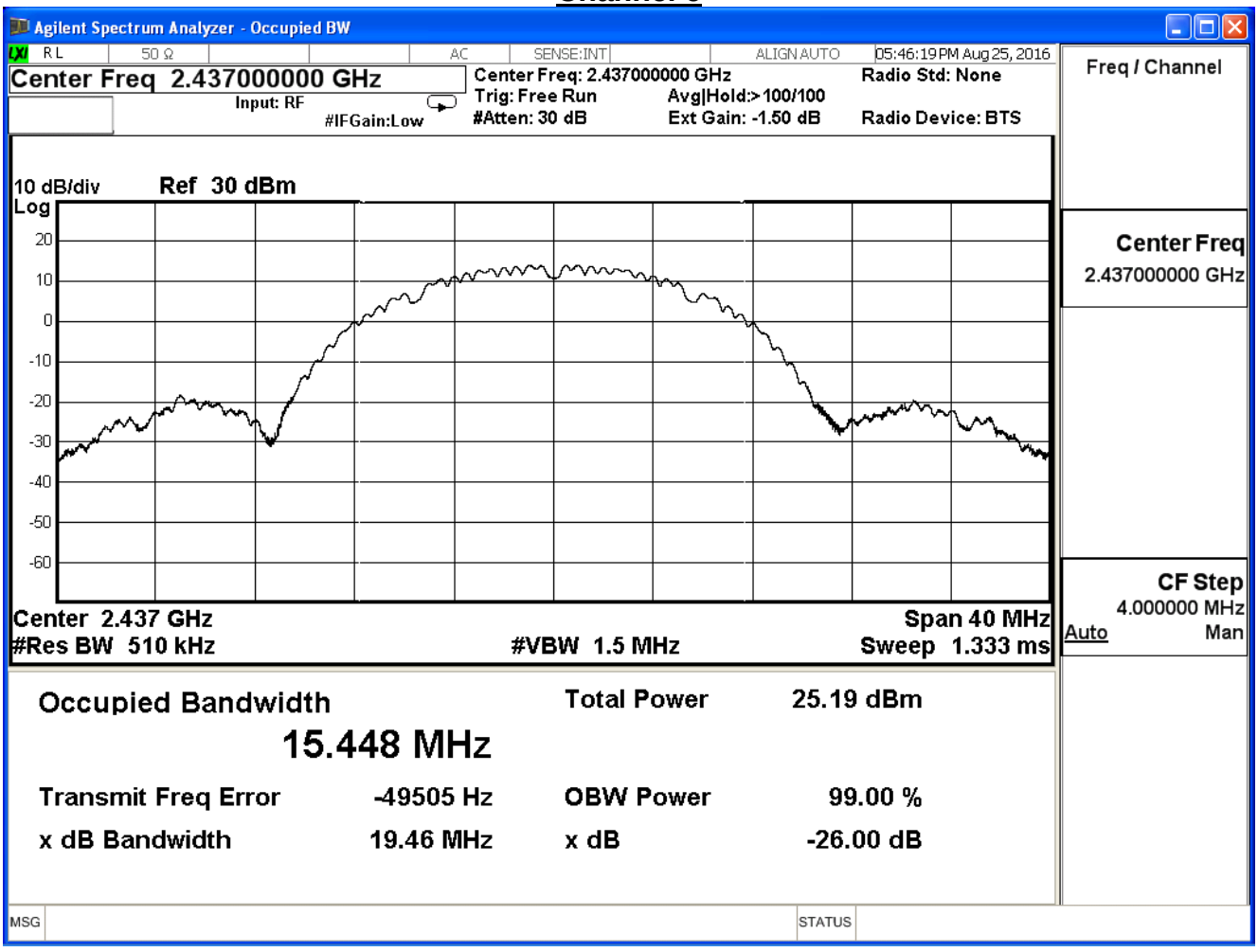
Agilent Spectrum Analyzer - Occupied BW
RL
50 Ω
AC
SENSE:INT
ALIGN AUTO
05:46:19 PM Aug 25, 2016
Center Freq 2.437000000 GHz
Input: RF
#IFGain:Low
Center Freq: 2.437000000 GHz
Trig: Free Run
#Atten: 30 dB
Avg|Hold:>100/100
Ext Gain: -1.50 dB
Radio Std: None
Radio Device: BTS
Freq / Channel
10 dB/div
Log
Ref 30 dBm
20
10
0
-10
-20
-30
-40
-50
-60
Center Freq
2.437000000 GHz
Center 2.437 GHz
#Res BW 510 kHz
#VBW 1.5 MHz
Span 40 MHz
Sweep 1.333 ms
CF Step
4.000000 MHz
Auto
Man
Occupied Bandwidth
15.448 MHz
Total Power 25.19 dBm
Transmit Freq Error -49505 Hz
OBW Power 99.00 %
x dB Bandwidth 19.46 MHz
x dB -26.00 dB
MSG
STATUS

Channel 11

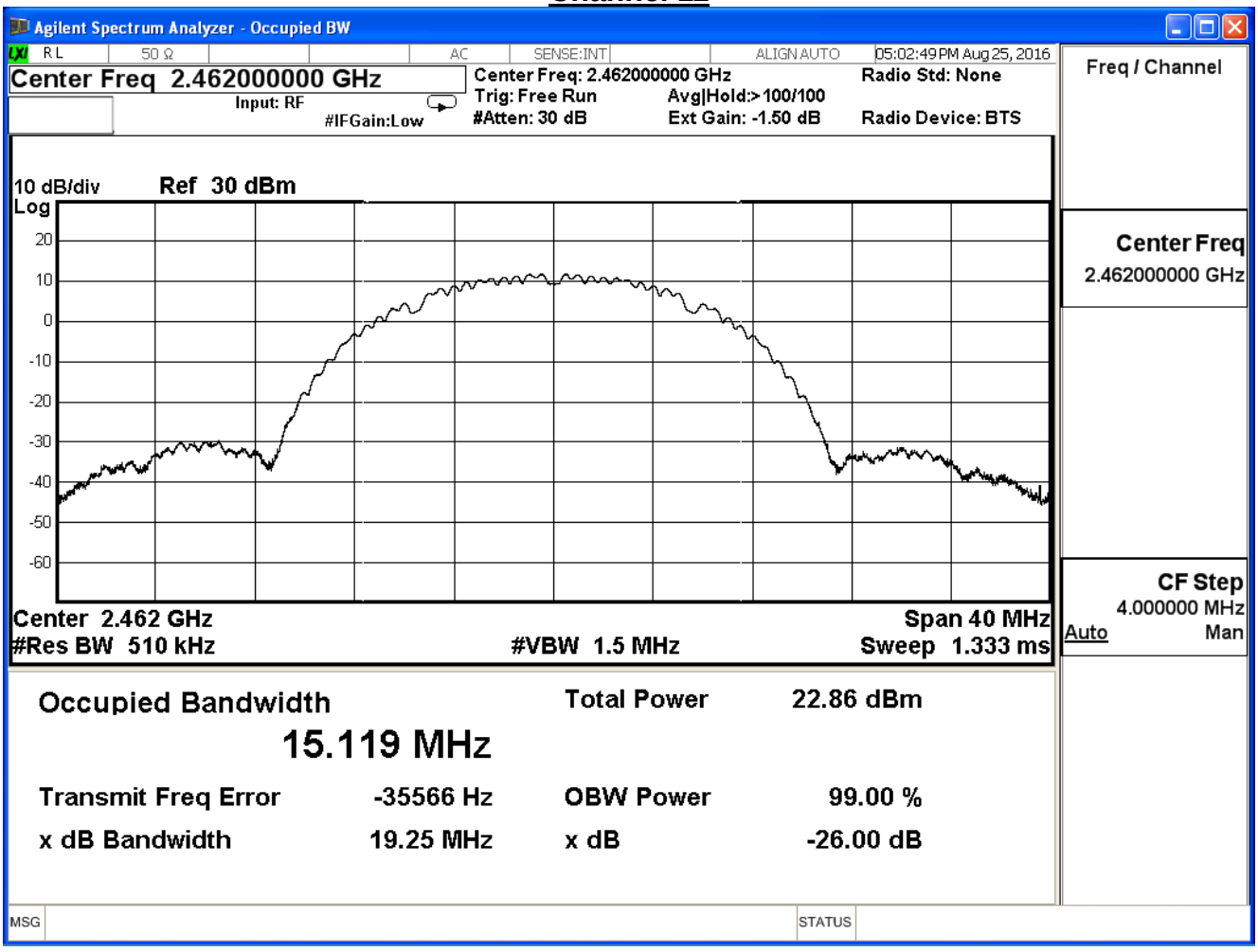
Agilent Spectrum Analyzer - Occupied BW
RL
50 Ω
AC
SENSE:INT
ALIGN AUTO
05:02:49 PM Aug 25, 2016
Center Freq 2.462000000 GHz
Input: RF
#IFGain:Low
Center Freq: 2.462000000 GHz
Trig: Free Run
#Atten: 30 dB
Avg|Hold:>100/100
Ext Gain: -1.50 dB
Radio Std: None
Radio Device: BTS
Freq / Channel
10 dB/div
Log
Ref 30 dBm
20
10
0
-10
-20
-30
-40
-50
-60
Center Freq
2.462000000 GHz
Center 2.462 GHz
#Res BW 510 kHz
#VBW 1.5 MHz
Span 40 MHz
Sweep 1.333 ms
CF Step
4.000000 MHz
Auto
Man
Occupied Bandwidth
15.119 MHz
Total Power 22.86 dBm
Transmit Freq Error -35566 Hz
OBW Power 99.00 %
x dB Bandwidth 19.25 MHz
x dB -26.00 dB
MSG
STATUS

Product	Dual-Band Wireless-AC PCI-E Adapter		
Test Item	Occupied Bandwidth		
Test Mode	Mode 1: Transmit_SISO Mode		
Date of Test	2016/08/25	Test Site	SR7

802.11 g (ANT 0)				
Channel No.	Frequency (MHz)	Measure Level(MHz)	Limit (MHz)	Result
1	2412	17.27	--	Pass
6	2437	18.05	--	Pass
11	2462	17.24	--	Pass

Channel 1

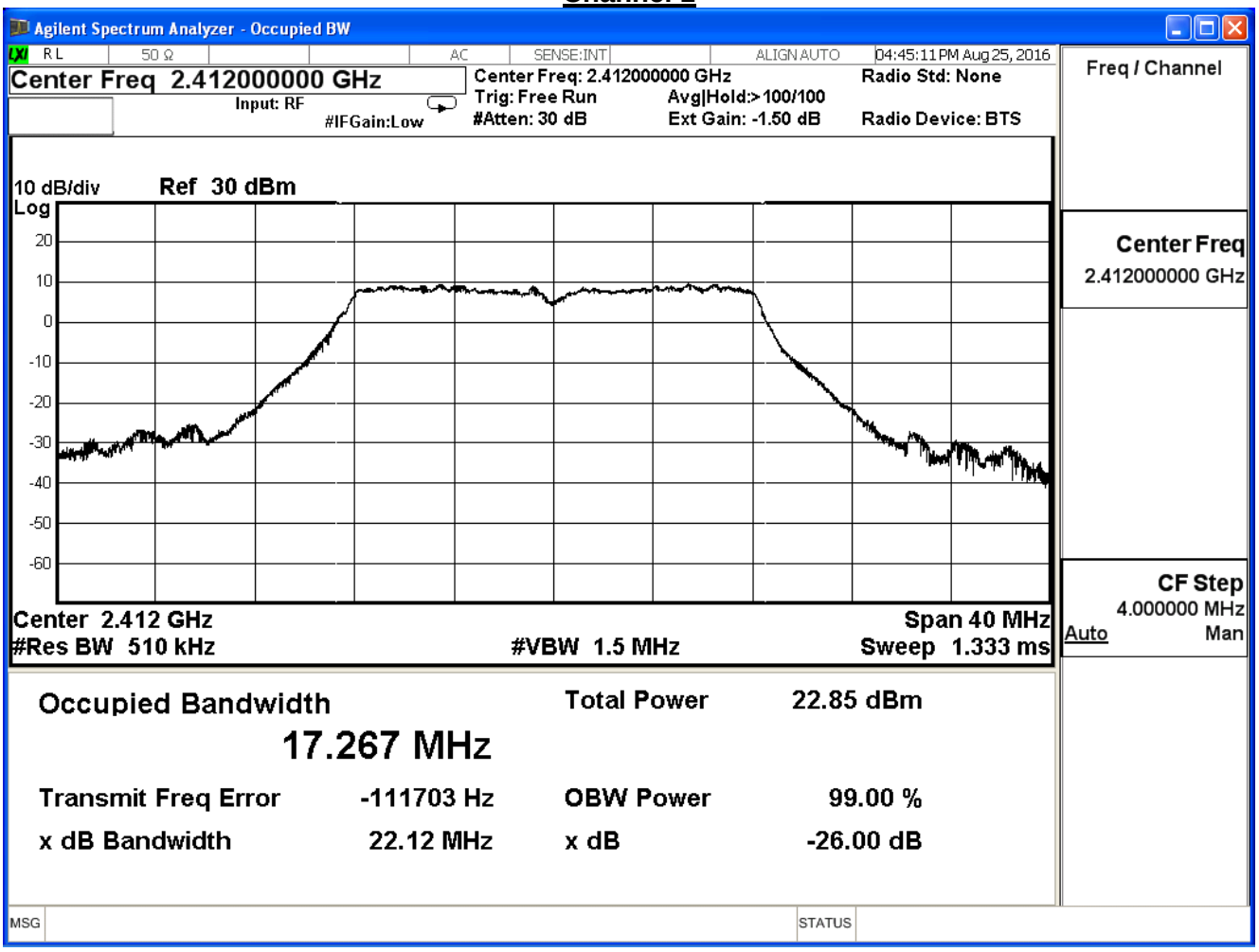

Channel 6

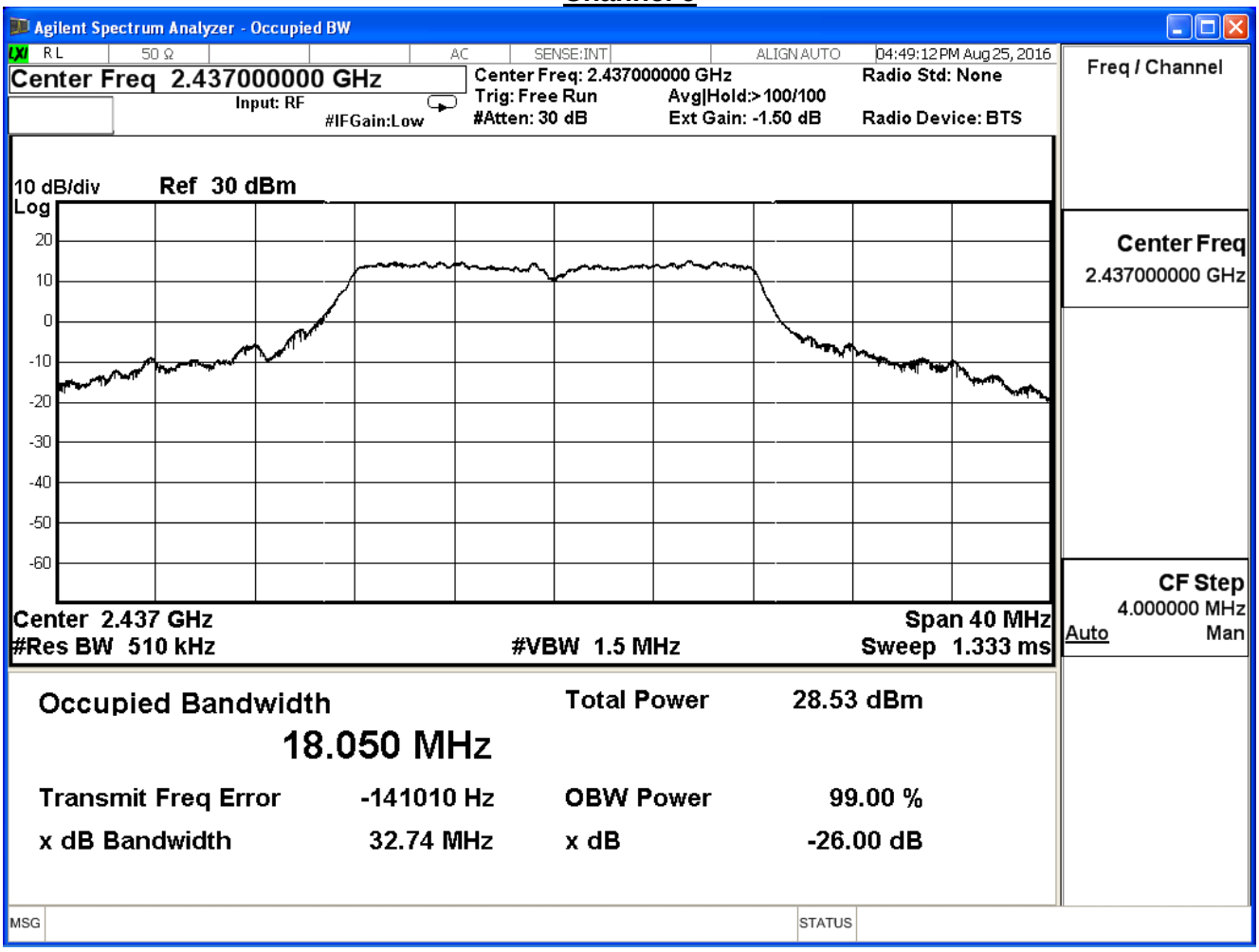
Agilent Spectrum Analyzer - Occupied BW
RL
50 Ω
AC
SENSE:INT
ALIGN AUTO
04:49:12 PM Aug 25, 2016
Center Freq 2.437000000 GHz
Input: RF
#IFGain:Low
Center Freq: 2.437000000 GHz
Trig: Free Run
#Atten: 30 dB
Avg|Hold:>100/100
Ext Gain: -1.50 dB
Radio Std: None
Radio Device: BTS
Freq / Channel
10 dB/div
Ref 30 dBm
Log
20
10
0
-10
-20
-30
-40
-50
-60
Center Freq
2.437000000 GHz
Center 2.437 GHz
#Res BW 510 kHz
#VBW 1.5 MHz
Span 40 MHz
Sweep 1.333 ms
CF Step
4.000000 MHz
Auto
Man
Occupied Bandwidth
18.050 MHz
Total Power 28.53 dBm
Transmit Freq Error -141010 Hz
OBW Power 99.00 %
x dB Bandwidth 32.74 MHz
x dB -26.00 dB
MSG
STATUS

Channel 11

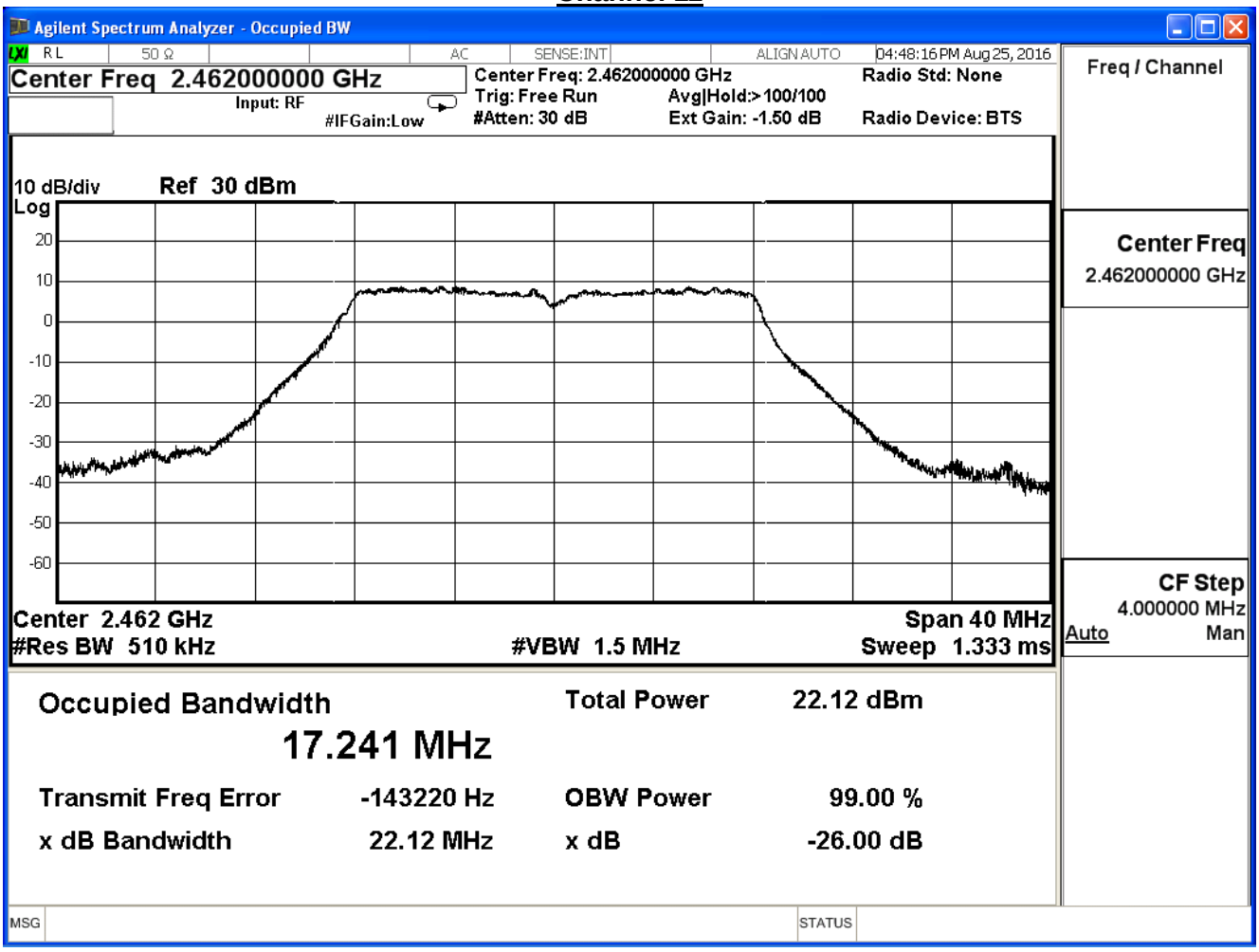
Agilent Spectrum Analyzer - Occupied BW
RL
50 Ω
AC
SENSE:INT
ALIGN AUTO
04:48:16 PM Aug 25, 2016
Center Freq 2.462000000 GHz
Input: RF
#IFGain:Low
Center Freq: 2.462000000 GHz
Trig: Free Run
#Atten: 30 dB
Avg|Hold:>100/100
Ext Gain: -1.50 dB
Radio Std: None
Radio Device: BTS
Freq / Channel
10 dB/div
Ref 30 dBm
Log
20
10
0
-10
-20
-30
-40
-50
-60
Center Freq
2.462000000 GHz
Center 2.462 GHz
#Res BW 510 kHz
#VBW 1.5 MHz
Span 40 MHz
Sweep 1.333 ms
CF Step
4.000000 MHz
Auto
Man
Occupied Bandwidth
17.241 MHz
Total Power 22.12 dBm
Transmit Freq Error -143220 Hz
OBW Power 99.00 %
x dB Bandwidth 22.12 MHz
x dB -26.00 dB
MSG
STATUS

Product	Dual-Band Wireless-AC PCI-E Adapter		
Test Item	Occupied Bandwidth		
Test Mode	Mode 1: Transmit_SISO Mode		
Date of Test	2016/08/25	Test Site	SR7

802.11 g (ANT 1)				
Channel No.	Frequency (MHz)	Measure Level(MHz)	Limit (MHz)	Result
1	2412	17.50	--	Pass
6	2437	18.07	--	Pass
11	2462	17.58	--	Pass

Channel 1

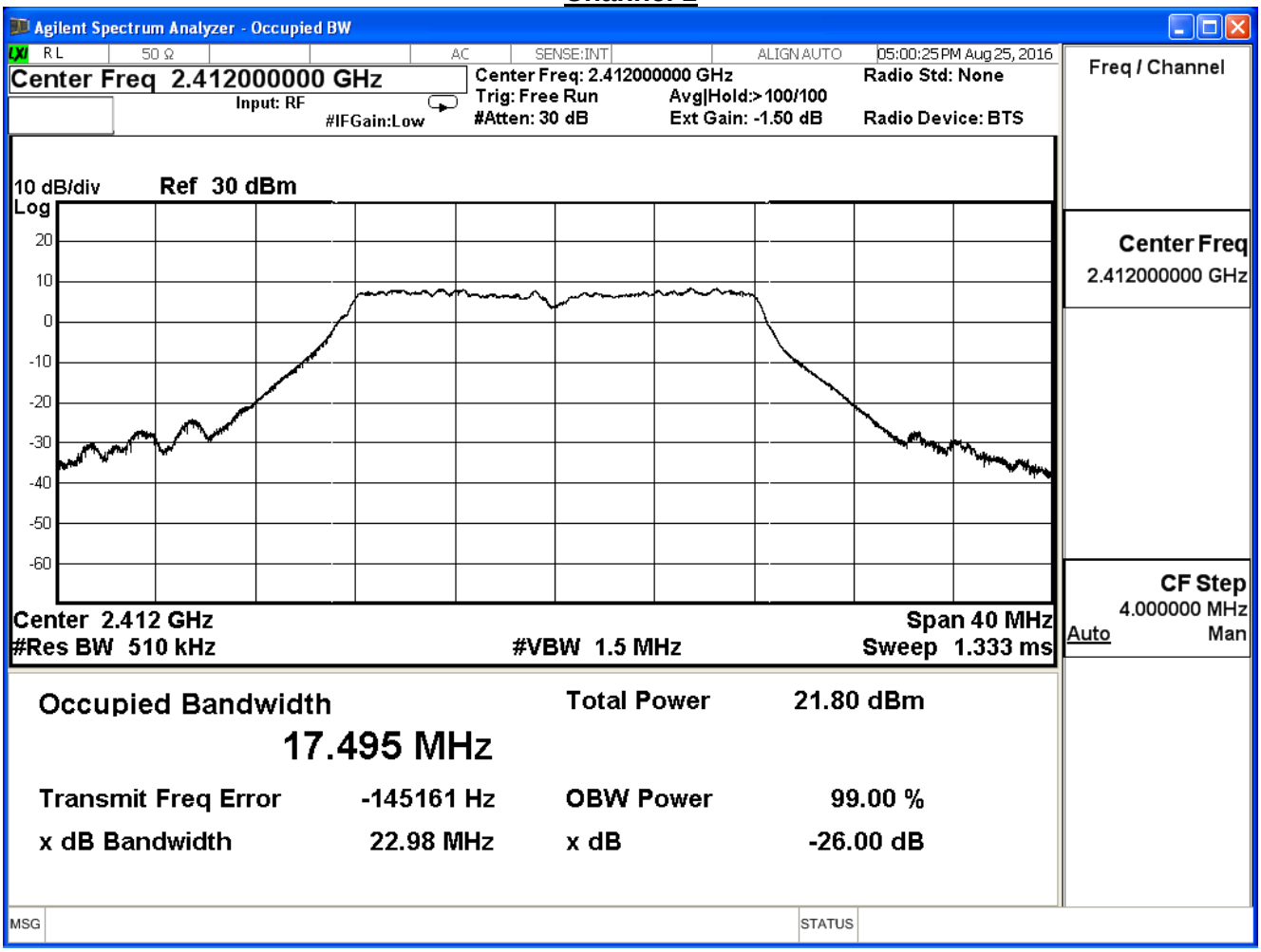

Channel 6

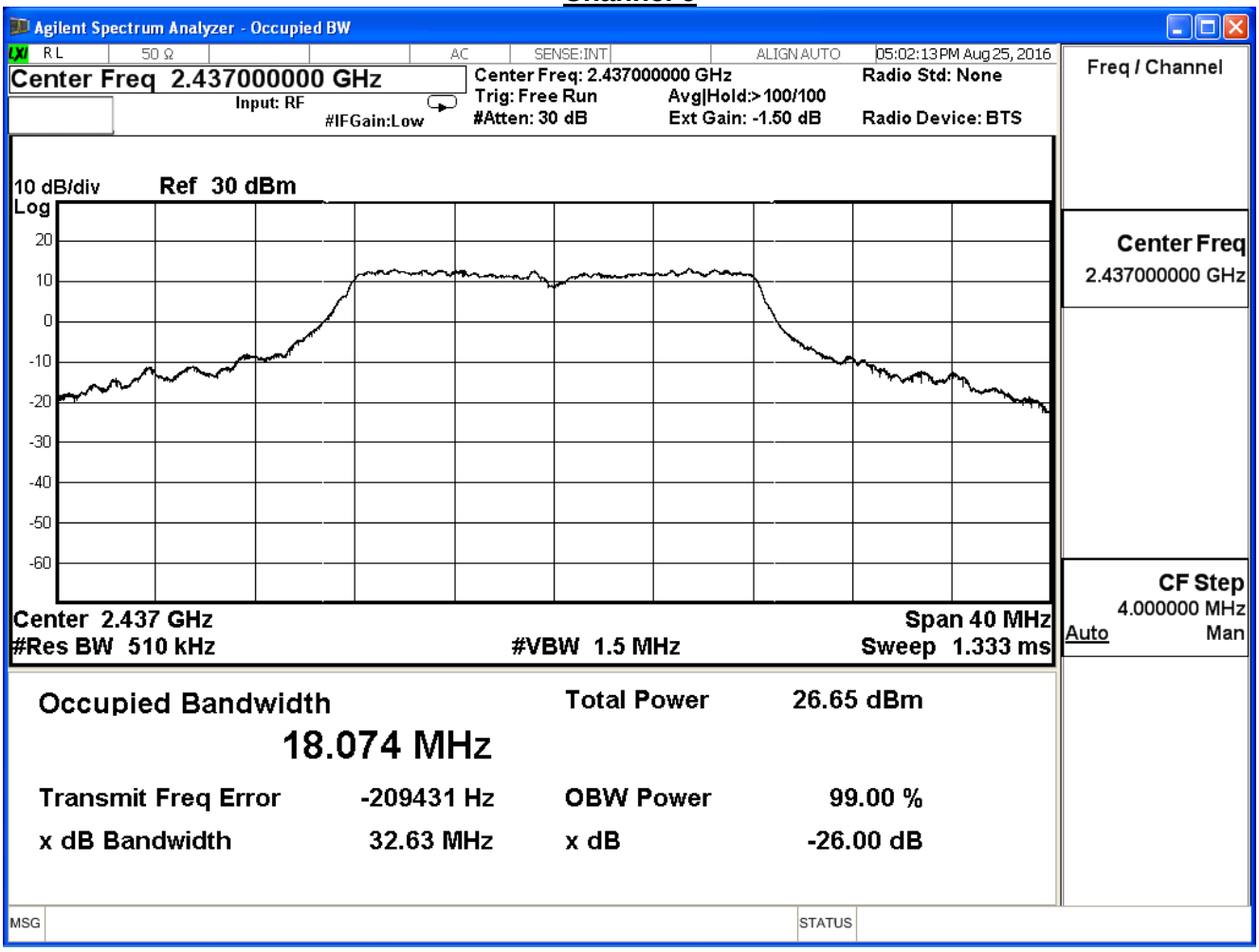
Agilent Spectrum Analyzer - Occupied BW
RL
50 Ω
AC
SENSE:INT
ALIGN AUTO
05:02:13 PM Aug 25, 2016
Center Freq 2.437000000 GHz
Input: RF
#IFGain:Low
Center Freq: 2.437000000 GHz
Trig: Free Run
#Atten: 30 dB
Avg|Hold:>100/100
Ext Gain: -1.50 dB
Radio Std: None
Radio Device: BTS
Freq / Channel
10 dB/div
Ref 30 dBm
Log
20
10
0
-10
-20
-30
-40
-50
-60
Center Freq
2.437000000 GHz
Center 2.437 GHz
#Res BW 510 kHz
#VBW 1.5 MHz
Span 40 MHz
Sweep 1.333 ms
CF Step
4.000000 MHz
Auto
Man
Occupied Bandwidth
18.074 MHz
Total Power 26.65 dBm
Transmit Freq Error -209431 Hz
OBW Power 99.00 %
x dB Bandwidth 32.63 MHz
x dB -26.00 dB
MSG
STATUS

Channel 11

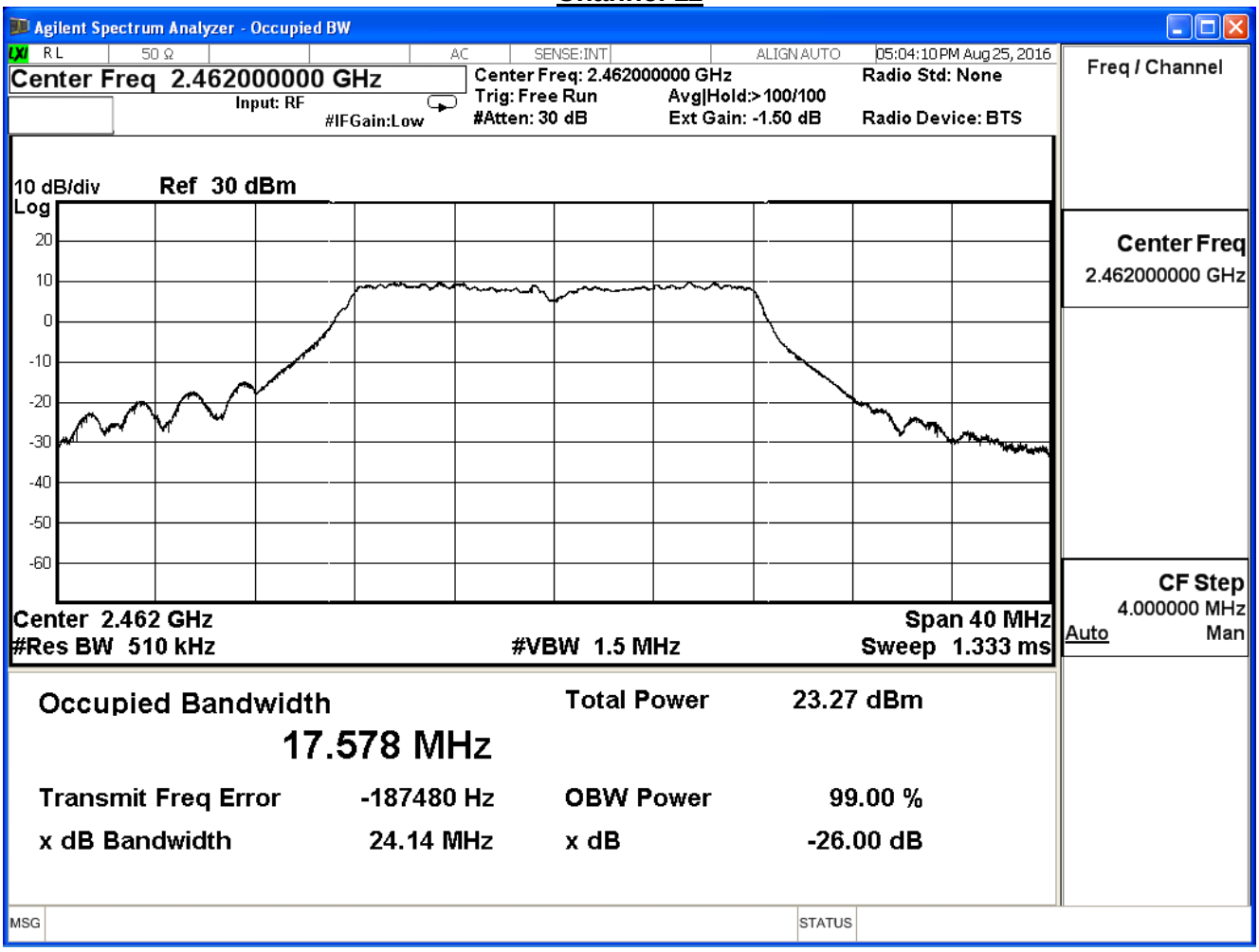
Agilent Spectrum Analyzer - Occupied BW
RL
50 Ω
AC
SENSE:INT
ALIGN AUTO
05:04:10 PM Aug 25, 2016
Center Freq 2.462000000 GHz
Input: RF
#IFGain:Low
Center Freq: 2.462000000 GHz
Trig: Free Run
#Atten: 30 dB
Avg|Hold:>100/100
Ext Gain: -1.50 dB
Radio Std: None
Radio Device: BTS
Freq / Channel
10 dB/div
Ref 30 dBm
Log
20
10
0
-10
-20
-30
-40
-50
-60
Center Freq
2.462000000 GHz
Center 2.462 GHz
#Res BW 510 kHz
#VBW 1.5 MHz
Span 40 MHz
Sweep 1.333 ms
CF Step
4.000000 MHz
Auto
Man
Occupied Bandwidth
17.578 MHz
Total Power 23.27 dBm
Transmit Freq Error -187480 Hz
OBW Power 99.00 %
x dB Bandwidth 24.14 MHz
x dB -26.00 dB
MSG
STATUS

Product	Dual-Band Wireless-AC PCI-E Adapter		
Test Item	Occupied Bandwidth		
Test Mode	Mode 2: Transmit_CDD Mode		
Date of Test	2016/08/25	Test Site	SR7

IEEE802.11n 20MHz (ANT 0)				
Channel No.	Frequency (MHz)	Measure Level(MHz)	Limit (MHz)	Result
1	2412	18.18	--	Pass
6	2437	18.16	--	Pass
11	2462	18.23	--	Pass

Channel 1

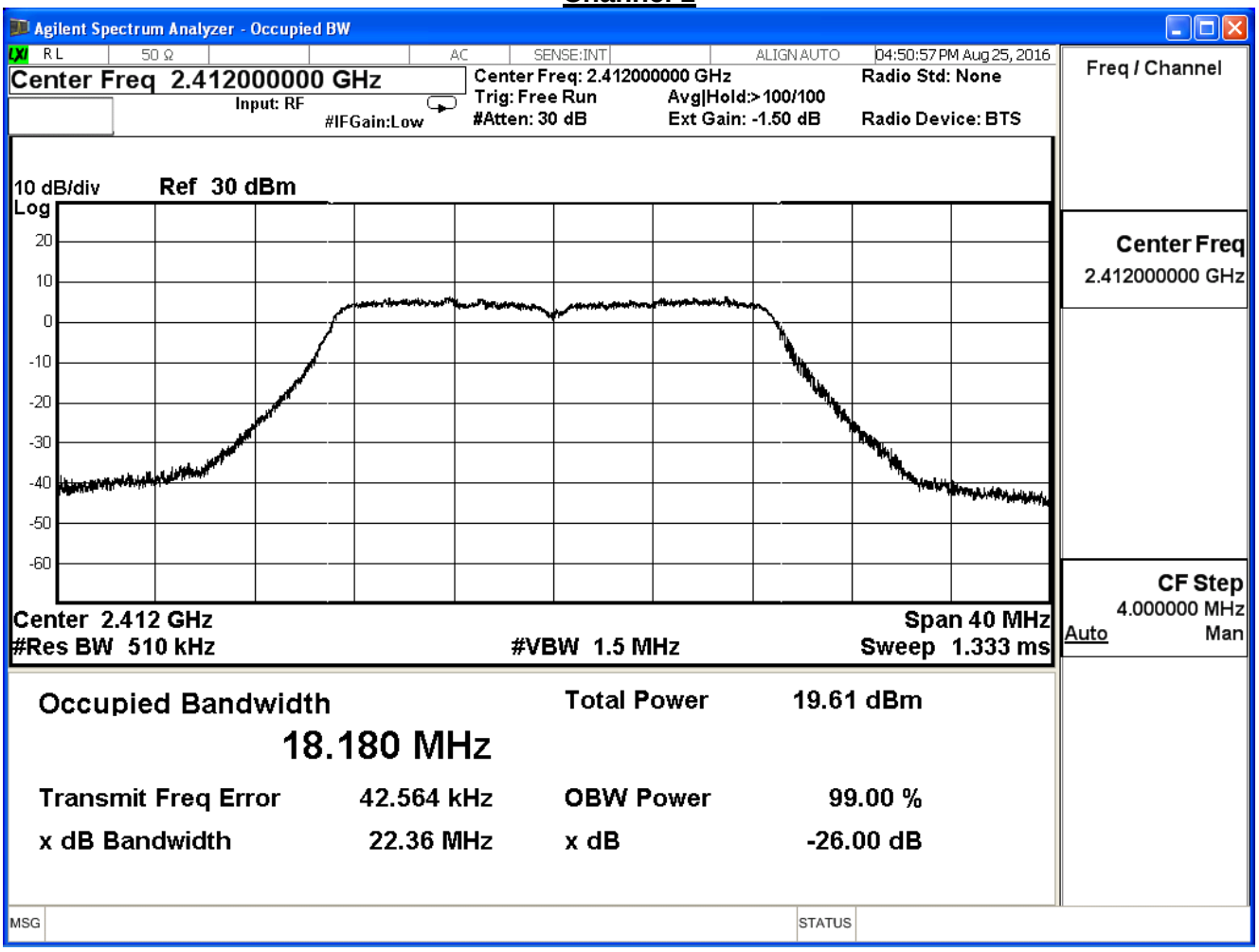

Channel 6

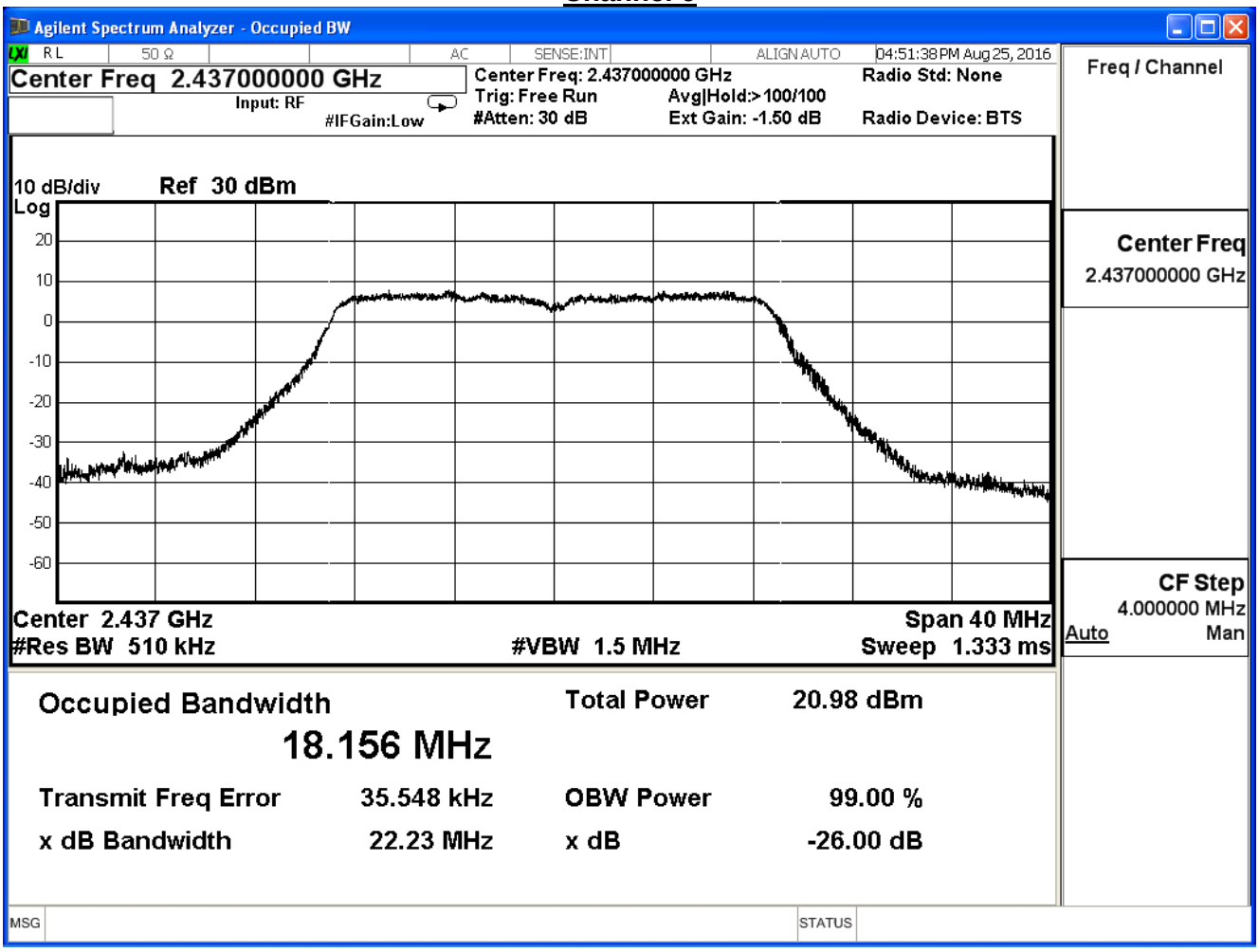
Agilent Spectrum Analyzer - Occupied BW
RL
50 Ω
AC
SENSE:INT
ALIGN AUTO
04:51:38 PM Aug 25, 2016
Center Freq 2.437000000 GHz
Input: RF
#IFGain:Low
Center Freq: 2.437000000 GHz
Trig: Free Run
#Atten: 30 dB
Avg|Hold:>100/100
Ext Gain: -1.50 dB
Radio Std: None
Radio Device: BTS
Freq / Channel
10 dB/div
Ref 30 dBm
Log
20
10
0
-10
-20
-30
-40
-50
-60
Center Freq
2.437000000 GHz
Center 2.437 GHz
#Res BW 510 kHz
#VBW 1.5 MHz
Span 40 MHz
Sweep 1.333 ms
CF Step
4.000000 MHz
Auto
Man
Occupied Bandwidth
18.156 MHz
Total Power 20.98 dBm
Transmit Freq Error 35.548 kHz
OBW Power 99.00 %
x dB Bandwidth 22.23 MHz
x dB -26.00 dB
MSG
STATUS

Channel 11

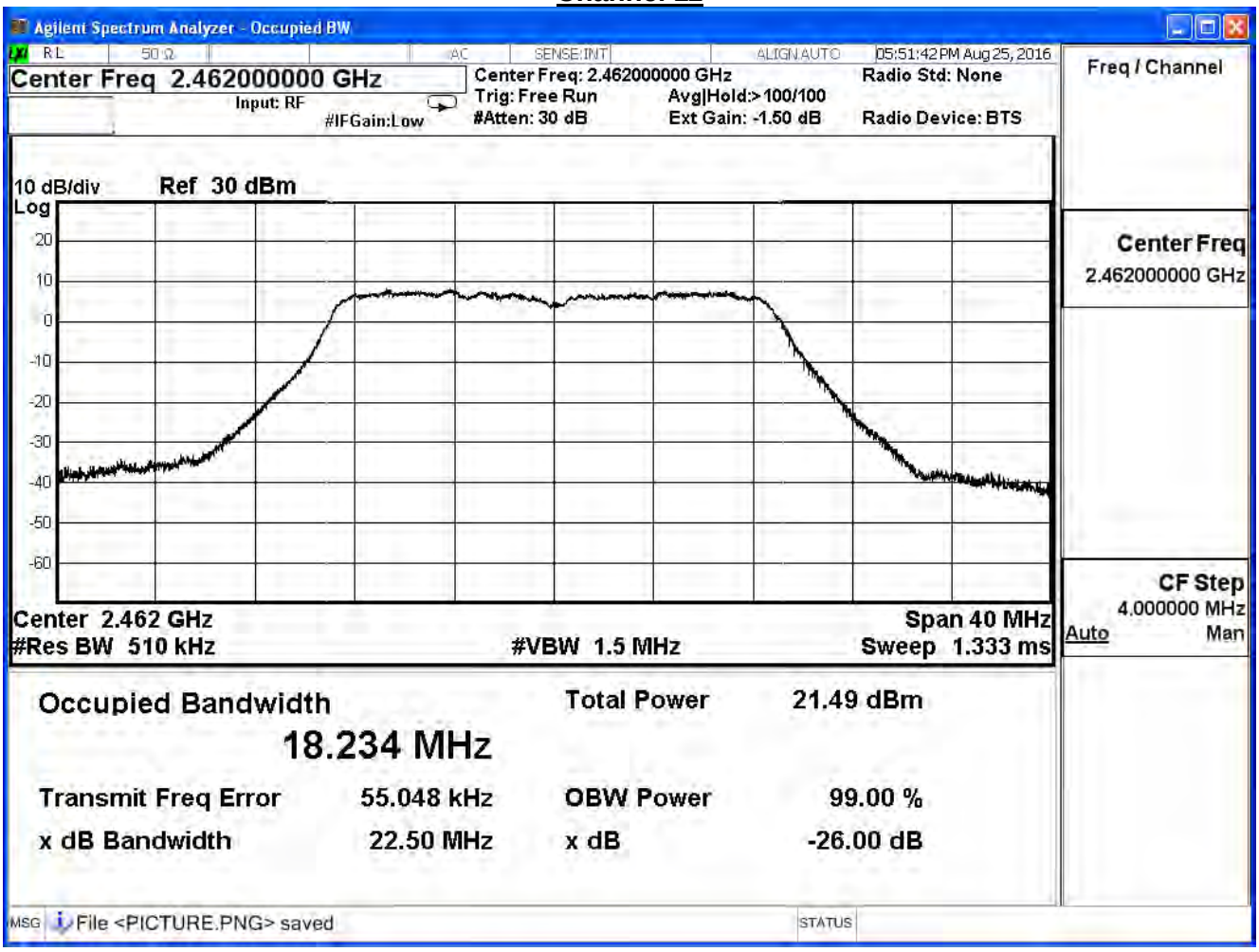
Agilent Spectrum Analyzer - Occupied BW
RL 50 Ω AC SENSE:INT ALIGN AUTO 05:51:42 PM Aug 25, 2016
Center Freq 2.462000000 GHz
Input: RF
#IFGain:Low
Center Freq: 2.462000000 GHz
Trig: Free Run
#Atten: 30 dB
Avg|Hold:>100/100
Ext Gain: -1.50 dB
Radio Std: None
Radio Device: BTS
Freq / Channel
10 dB/div
Ref 30 dBm
Log
20
10
0
-10
-20
-30
-40
-50
-60
Center Freq
2.462000000 GHz
Center 2.462 GHz
#Res BW 510 kHz
#VBW 1.5 MHz
Span 40 MHz
Sweep 1.333 ms
CF Step
4.000000 MHz
Auto
Man
Occupied Bandwidth
18.234 MHz
Total Power 21.49 dBm
Transmit Freq Error 55.048 kHz
OBW Power 99.00 %
x dB Bandwidth 22.50 MHz
x dB -26.00 dB
MSG
File <PICTURE.PNG> saved
STATUS

Product	Dual-Band Wireless-AC PCI-E Adapter		
Test Item	Occupied Bandwidth		
Test Mode	Mode 2: Transmit_CDD Mode		
Date of Test	2016/08/25	Test Site	SR7

IEEE802.11n 20MHz (ANT 1)				
Channel No.	Frequency (MHz)	Measure Level (MHz)	Limit (MHz)	Result
1	2412	17.97	--	Pass
6	2437	17.98	--	Pass
11	2462	17.97	--	Pass

Channel 1

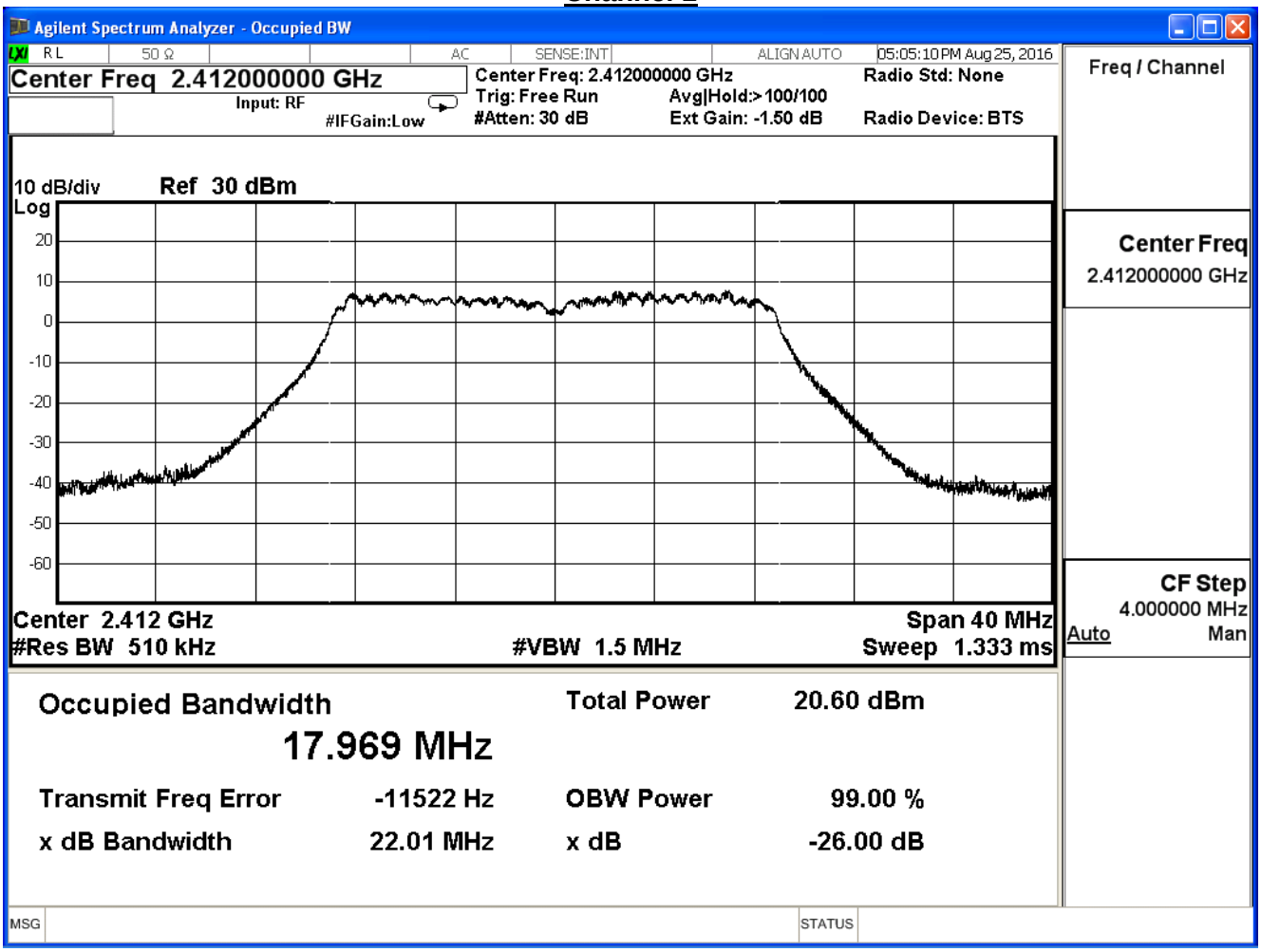

Channel 6

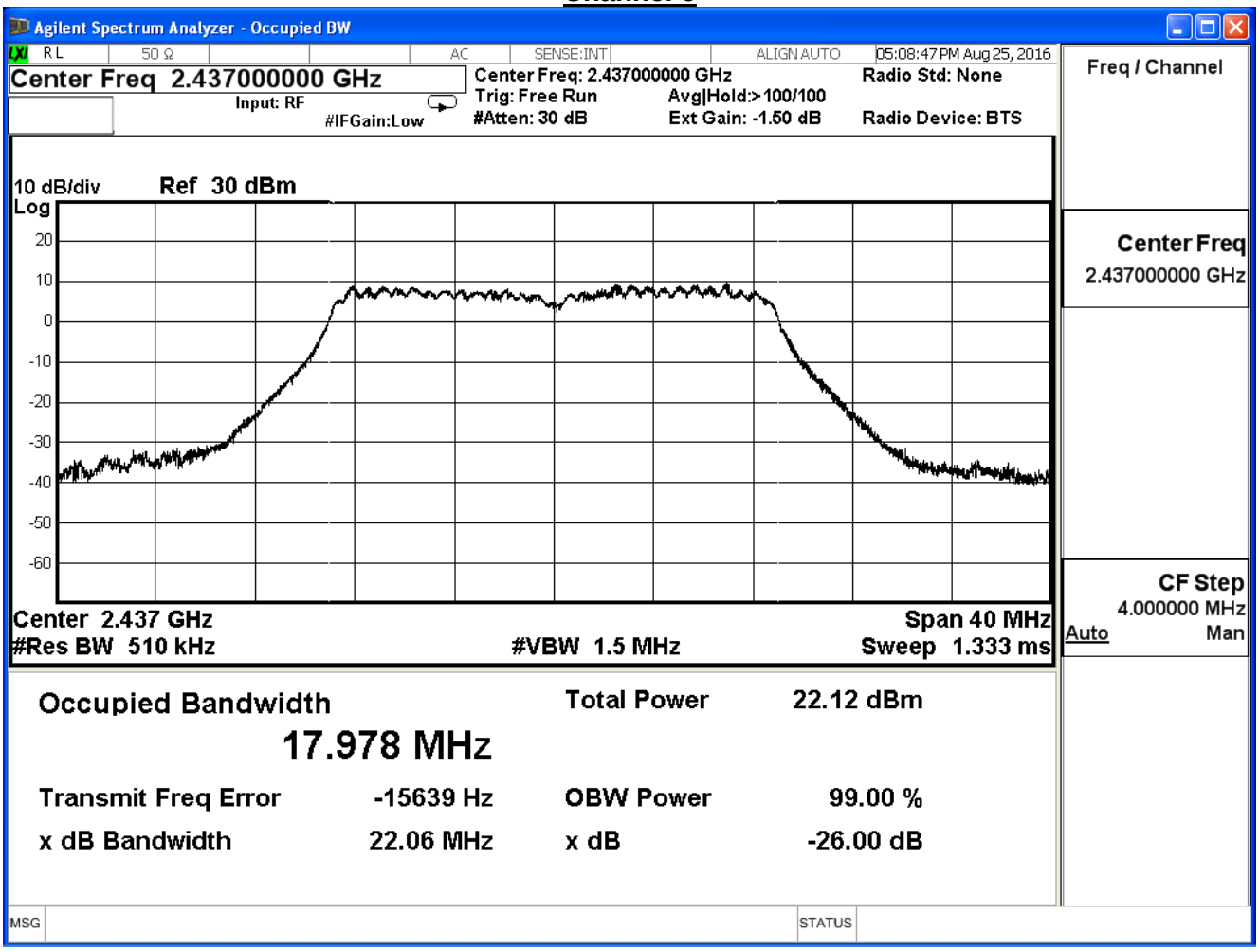
Agilent Spectrum Analyzer - Occupied BW
RL
50 Ω
AC
SENSE:INT
ALIGN AUTO
05:08:47 PM Aug 25, 2016
Center Freq 2.437000000 GHz
Input: RF
#IFGain:Low
Center Freq: 2.437000000 GHz
Trig: Free Run
#Atten: 30 dB
Avg|Hold:>100/100
Ext Gain: -1.50 dB
Radio Std: None
Radio Device: BTS
Freq / Channel
10 dB/div
Ref 30 dBm
Log
20
10
0
-10
-20
-30
-40
-50
-60
Center Freq
2.437000000 GHz
Center 2.437 GHz
#Res BW 510 kHz
#VBW 1.5 MHz
Span 40 MHz
Sweep 1.333 ms
CF Step
4.000000 MHz
Auto
Man
Occupied Bandwidth
17.978 MHz
Total Power 22.12 dBm
Transmit Freq Error -15639 Hz
OBW Power 99.00 %
x dB Bandwidth 22.06 MHz
x dB -26.00 dB
MSG
STATUS

Channel 11

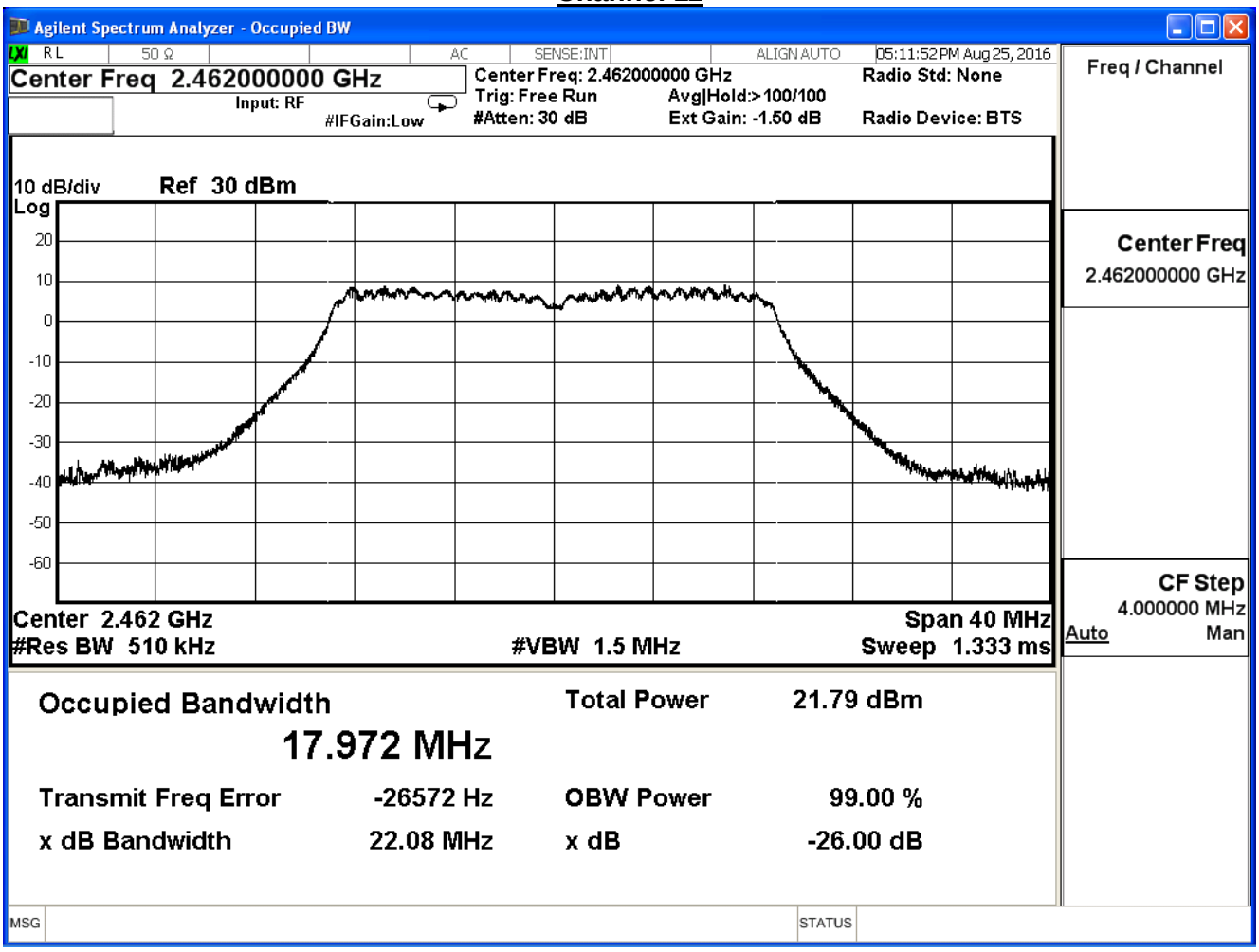
Agilent Spectrum Analyzer - Occupied BW
RL
50 Ω
AC
SENSE:INT
ALIGN AUTO
05:11:52 PM Aug 25, 2016
Center Freq 2.462000000 GHz
Input: RF
#IFGain:Low
Center Freq: 2.462000000 GHz
Trig: Free Run
#Atten: 30 dB
Avg|Hold:>100/100
Ext Gain: -1.50 dB
Radio Std: None
Radio Device: BTS
Freq / Channel
10 dB/div
Ref 30 dBm
Log
20
10
0
-10
-20
-30
-40
-50
-60
Center Freq
2.462000000 GHz
Center 2.462 GHz
#Res BW 510 kHz
#VBW 1.5 MHz
Span 40 MHz
Sweep 1.333 ms
CF Step
4.000000 MHz
Auto
Man
Occupied Bandwidth
17.972 MHz
Total Power 21.79 dBm
Transmit Freq Error -26572 Hz
OBW Power 99.00 %
x dB Bandwidth 22.08 MHz
x dB -26.00 dB
MSG
STATUS

Product	Dual-Band Wireless-AC PCI-E Adapter		
Test Item	Occupied Bandwidth		
Test Mode	Mode 2: Transmit_CDD Mode		
Date of Test	2016/08/25	Test Site	SR7

IEEE802.11n 40MHz (ANT 0)				
Channel No.	Frequency (MHz)	Measure Level (MHz)	Limit (MHz)	Result
3	2422	36.71	--	Pass
6	2437	36.56	--	Pass
9	2452	36.61	--	Pass

Channel 3

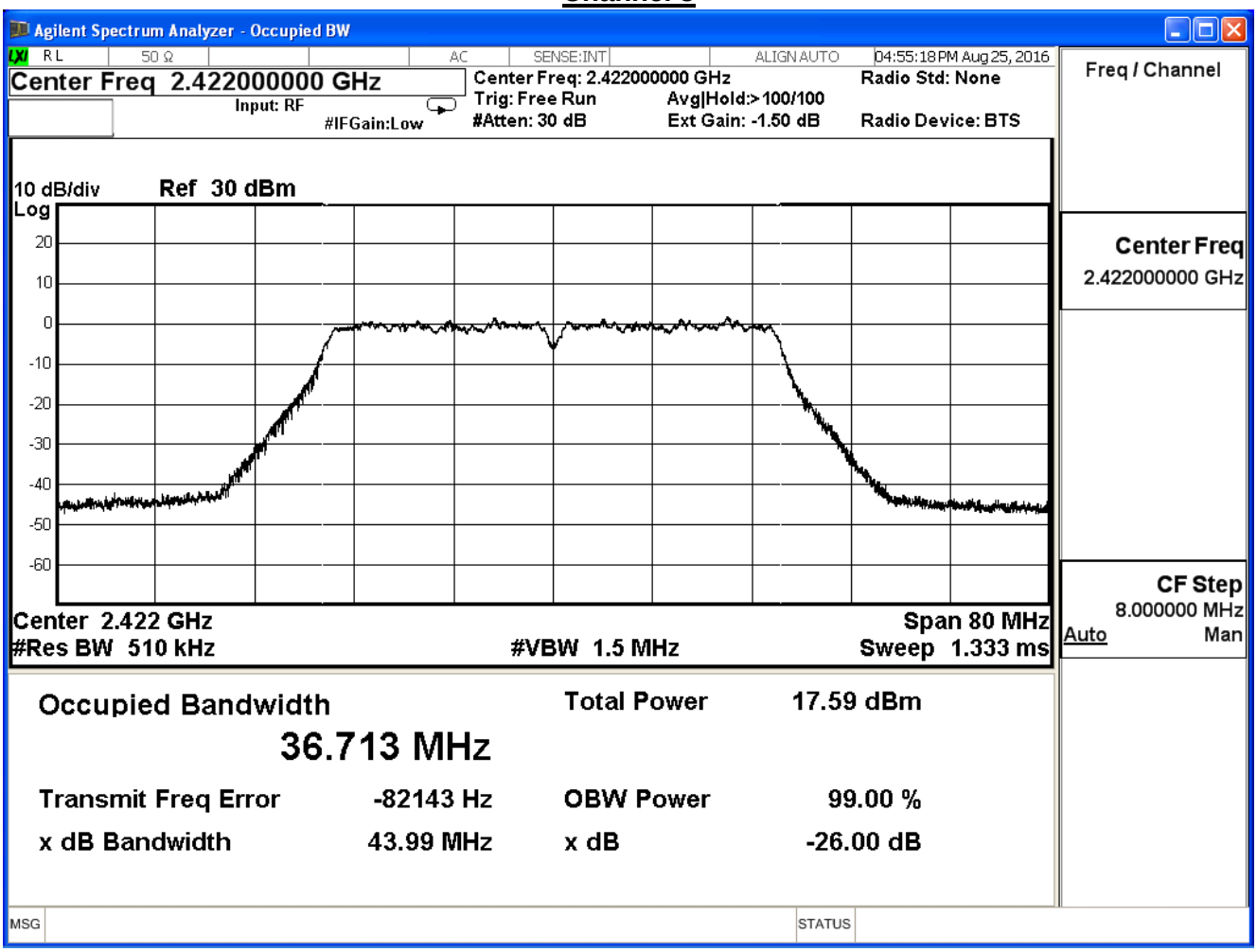

Channel 6

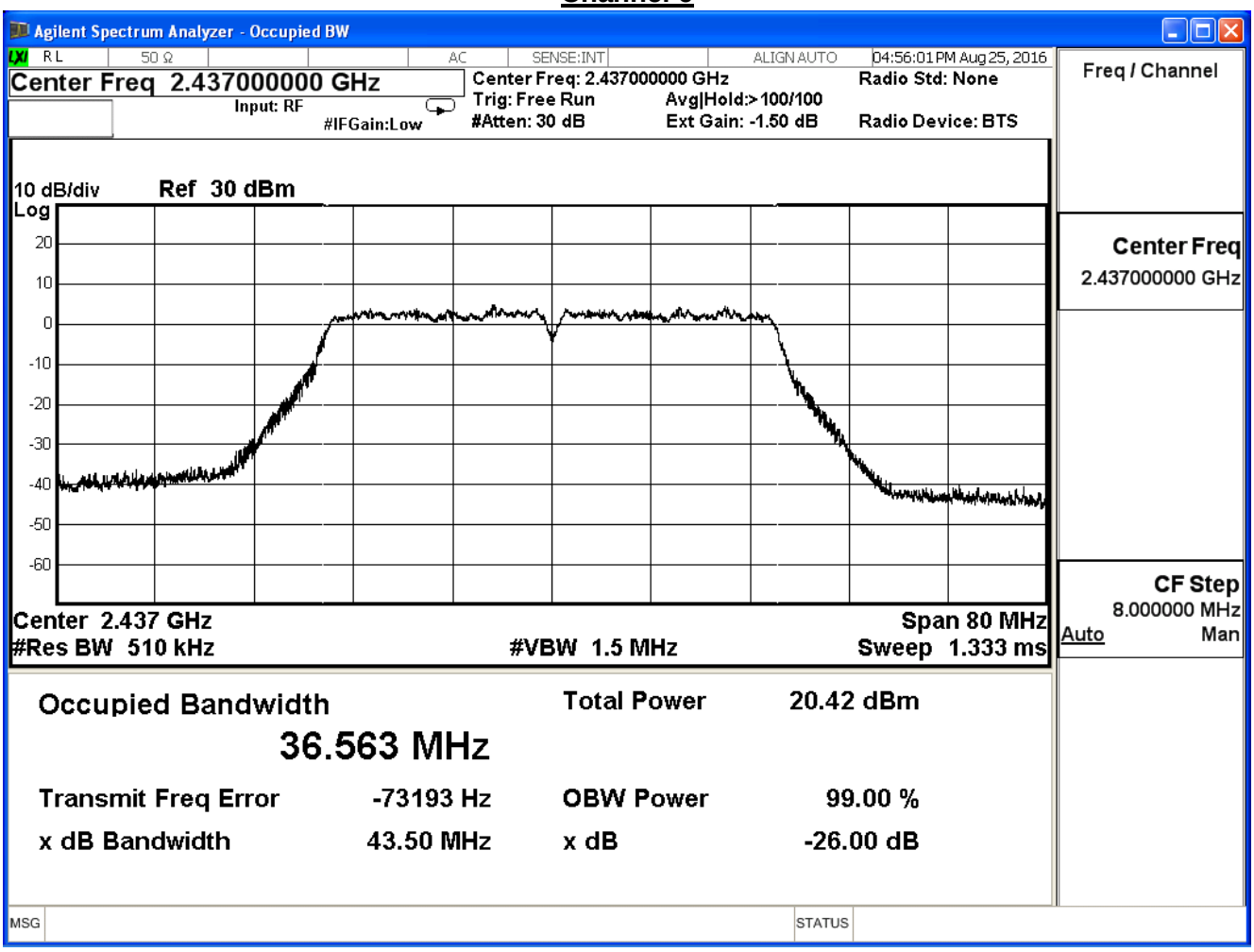
Agilent Spectrum Analyzer - Occupied BW
RL
50 Ω
AC
SENSE:INT
ALIGN AUTO
04:56:01 PM Aug 25, 2016
Center Freq 2.437000000 GHz
Input: RF
#IFGain:Low
Center Freq: 2.437000000 GHz
Trig: Free Run
#Atten: 30 dB
Avg|Hold:>100/100
Ext Gain: -1.50 dB
Radio Std: None
Radio Device: BTS
Freq / Channel
10 dB/div
Ref 30 dBm
Log
20
10
0
-10
-20
-30
-40
-50
-60
Center Freq
2.437000000 GHz
Center 2.437 GHz
#Res BW 510 kHz
#VBW 1.5 MHz
Span 80 MHz
Sweep 1.333 ms
CF Step
8.000000 MHz
Auto
Man
Occupied Bandwidth
36.563 MHz
Total Power 20.42 dBm
Transmit Freq Error -73193 Hz
OBW Power 99.00 %
x dB Bandwidth 43.50 MHz
x dB -26.00 dB
MSG
STATUS

Channel 9

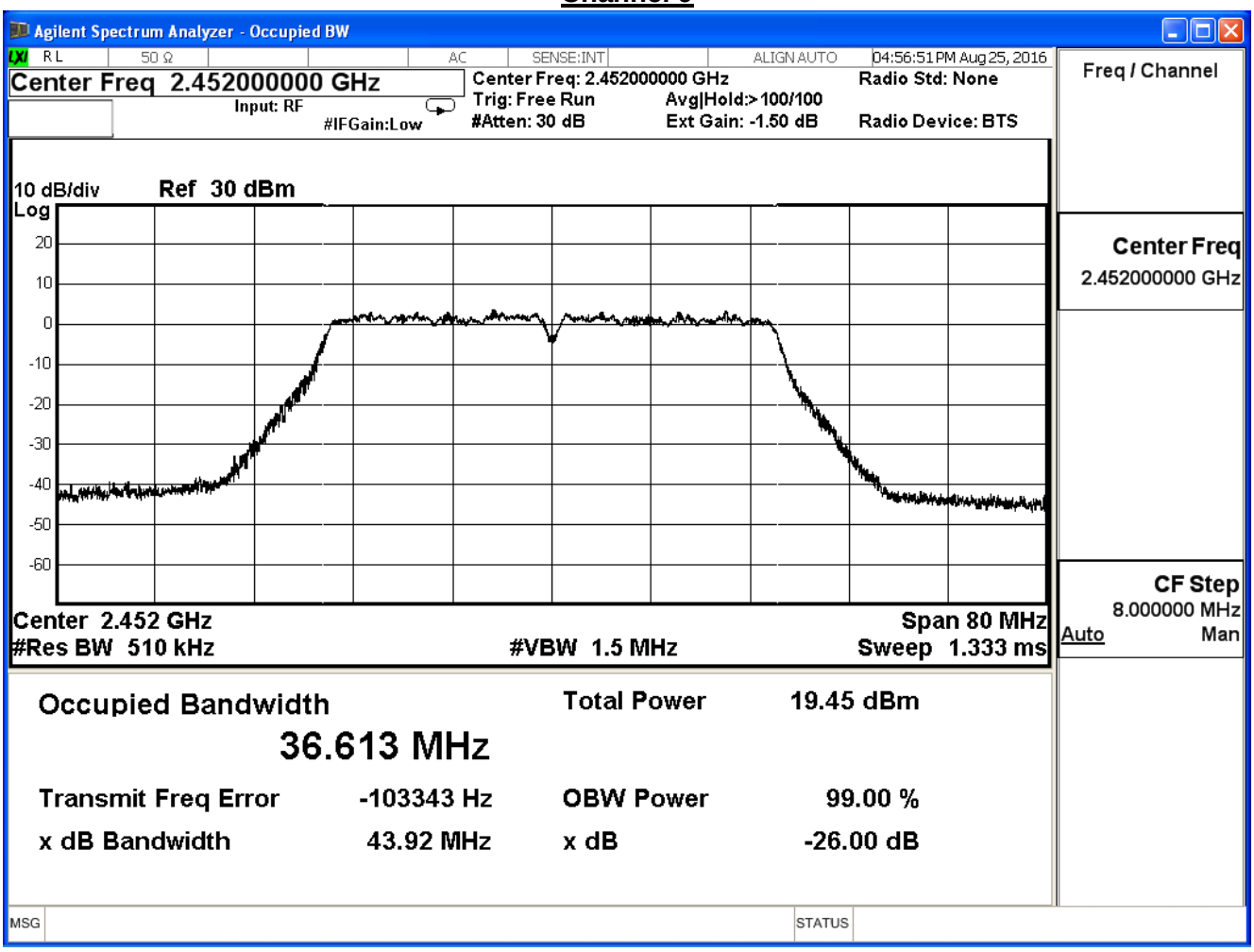
Agilent Spectrum Analyzer - Occupied BW
RL
50 Ω
AC
SENSE:INT
ALIGN AUTO
04:56:51 PM Aug 25, 2016
Center Freq 2.452000000 GHz
Input: RF
#IFGain:Low
Center Freq: 2.452000000 GHz
Trig: Free Run
#Atten: 30 dB
Avg|Hold:>100/100
Ext Gain: -1.50 dB
Radio Std: None
Radio Device: BTS
Freq / Channel
10 dB/div
Ref 30 dBm
Log
20
10
0
-10
-20
-30
-40
-50
-60
Center Freq
2.452000000 GHz
Center 2.452 GHz
#Res BW 510 kHz
#VBW 1.5 MHz
Span 80 MHz
Sweep 1.333 ms
CF Step
8.000000 MHz
Auto
Man
Occupied Bandwidth
36.613 MHz
Total Power 19.45 dBm
Transmit Freq Error -103343 Hz
OBW Power 99.00 %
x dB Bandwidth 43.92 MHz
x dB -26.00 dB
MSG
STATUS

Product	Dual-Band Wireless-AC PCI-E Adapter		
Test Item	Occupied Bandwidth		
Test Mode	Mode 2: Transmit_CDD Mode		
Date of Test	2016/08/25	Test Site	SR7

IEEE802.11n 40MHz (ANT 1)				
Channel No.	Frequency (MHz)	Measure Level (MHz)	Limit (MHz)	Result
3	2422	36.31	--	Pass
6	2437	36.31	--	Pass
9	2452	36.29	--	Pass

Channel 3

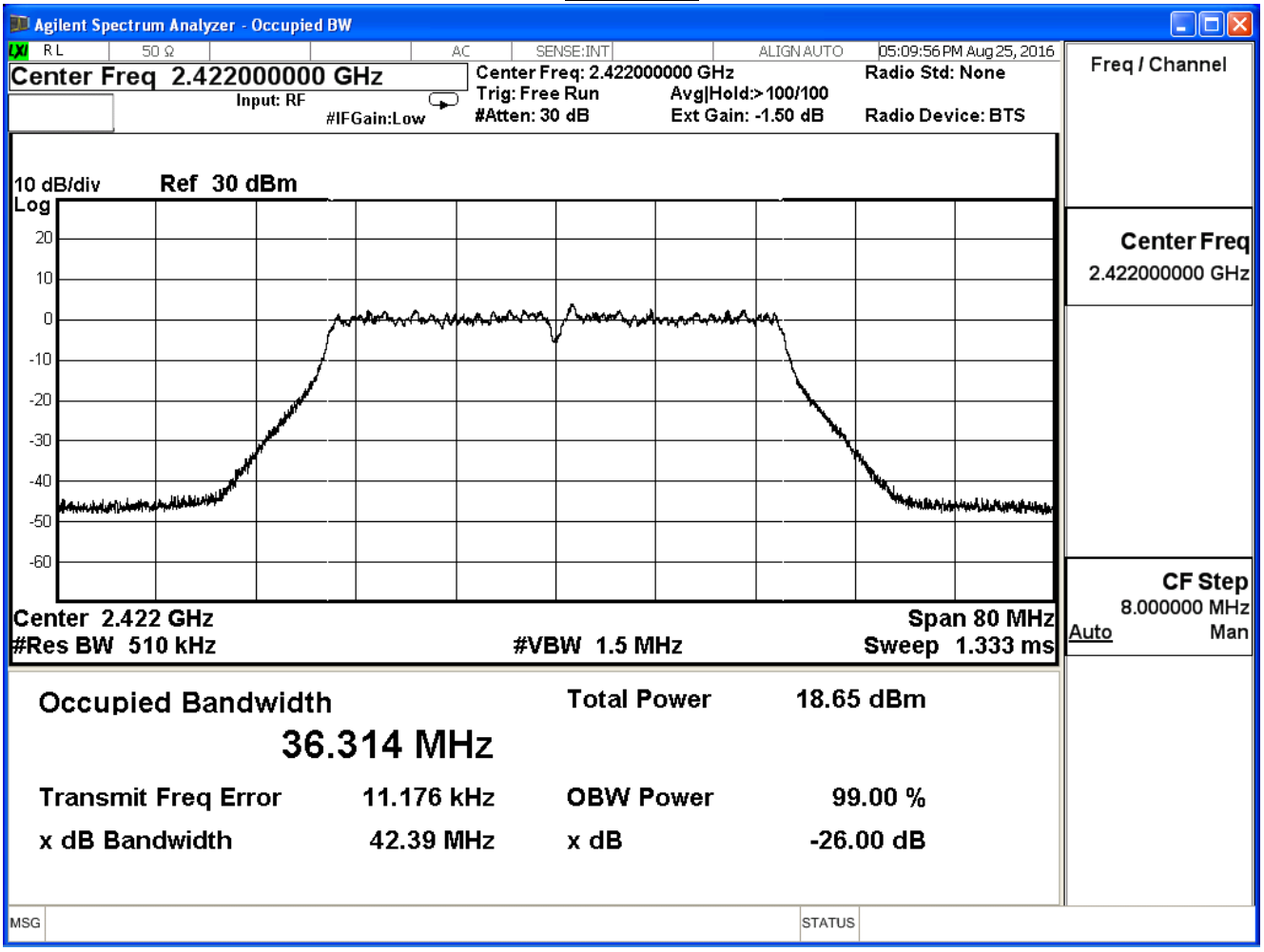

Channel 6

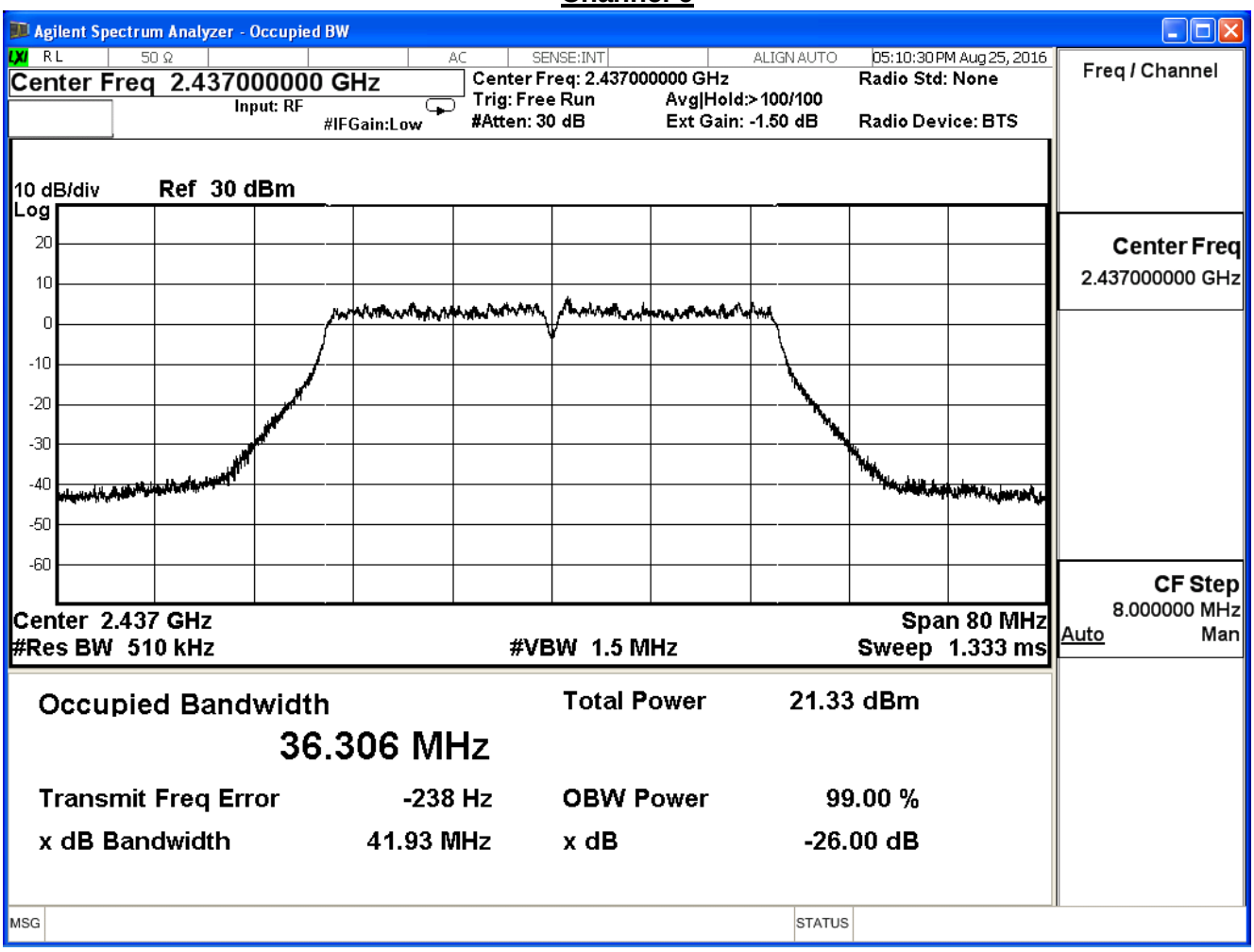
Agilent Spectrum Analyzer - Occupied BW
RL
50 Ω
AC
SENSE:INT
ALIGN AUTO
05:10:30 PM Aug 25, 2016
Center Freq 2.437000000 GHz
Input: RF
#IFGain:Low
Center Freq: 2.437000000 GHz
Trig: Free Run
#Atten: 30 dB
Avg|Hold:>100/100
Ext Gain: -1.50 dB
Radio Std: None
Radio Device: BTS
Freq / Channel
10 dB/div
Ref 30 dBm
Log
20
10
0
-10
-20
-30
-40
-50
-60
Center Freq
2.437000000 GHz
Center 2.437 GHz
#Res BW 510 kHz
#VBW 1.5 MHz
Span 80 MHz
Sweep 1.333 ms
CF Step
8.000000 MHz
Auto
Man
Occupied Bandwidth
36.306 MHz
Total Power 21.33 dBm
Transmit Freq Error -238 Hz
OBW Power 99.00 %
x dB Bandwidth 41.93 MHz
x dB -26.00 dB
MSG
STATUS

Channel 9

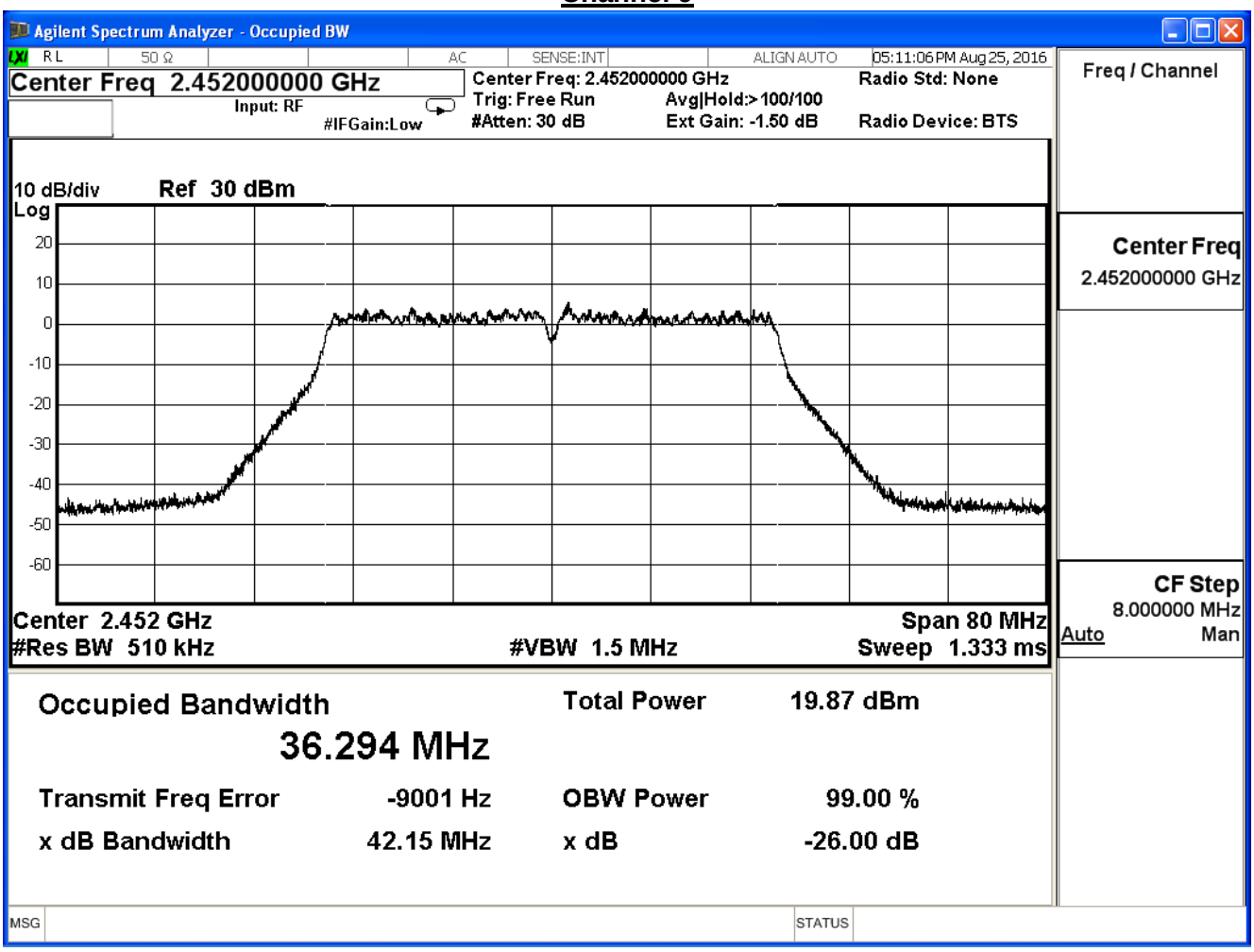
Agilent Spectrum Analyzer - Occupied BW
RL
50 Ω
AC
SENSE:INT
ALIGN AUTO
05:11:06 PM Aug 25, 2016
Center Freq 2.452000000 GHz
Input: RF
#IFGain:Low
Center Freq: 2.452000000 GHz
Trig: Free Run
#Atten: 30 dB
Avg|Hold:>100/100
Ext Gain: -1.50 dB
Radio Std: None
Radio Device: BTS
Freq / Channel
10 dB/div
Ref 30 dBm
Log
20
10
0
-10
-20
-30
-40
-50
-60
Center Freq
2.452000000 GHz
Center 2.452 GHz
#Res BW 510 kHz
#VBW 1.5 MHz
Span 80 MHz
Sweep 1.333 ms
CF Step
8.000000 MHz
Auto
Man
Occupied Bandwidth
36.294 MHz
Total Power 19.87 dBm
Transmit Freq Error -9001 Hz
OBW Power 99.00 %
x dB Bandwidth 42.15 MHz
x dB -26.00 dB
MSG
STATUS

9. Power Density

9.1. Test Equipment

The following test equipment is used during the test:

Power Density / SR7

Instrument	Manufacturer	Model No.	Serial No	Next Cal. Date
Spectrum Analyzer	Agilent	N9010A	US47140172	2017/08/08
Signal & Spectrum Analyzer	R&S	FSV40	101049	2017/01/05
Signal Analyzer	R&S	FSV7	101650	2016/11/30

Note: All equipments that need to calibrate are with calibration period of 1 year.

9.2. Test Setup

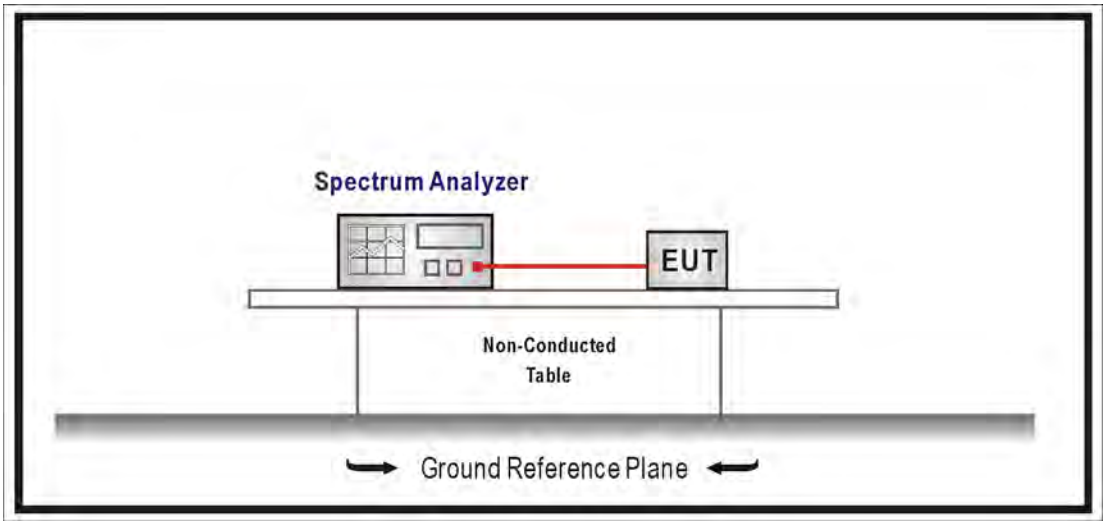

9.3. Limits

The peak power spectral density conducted from the intentional radiated to the antenna shall not be greater than +8dBm in any 3kHz band during any time interval of continuous transmission.

9.4. Test Procedures

The EUT was setup according to ANSI C63.10: 2013; tested according to DTS test procedure section 10.2 of KDB558074 v03r05 for compliance to FCC 47CFR 15.247 requirements.
Set 3KHz ≦RBW≦100 kHz, Set VBW≧3xRBW, Sweep time=Auto, Set Peak detector.

9.5. Test Specification

According to FCC Part 15 Subpart C Paragraph 15.247: 2015

9.6. Uncertainty

The measurement uncertainty is defined as ±1.27dB.

9.7. Test Result

Product	Dual-Band Wireless-AC PCI-E Adapter		
Test Item	Power Density		
Test Mode	Mode 1: Transmit_SISO Mode		
Date of Test	2016/09/08	Test Site	SR7

IEEE 802.11b (ANT 0)				
Channel No.	Frequency (MHz)	Measure Level (dBm)	Limit (dBm)	Result
1	2412	4.121	≦8	Pass
6	2437	5.015	≦8	Pass
11	2462	2.052	≦8	Pass

Channel 1

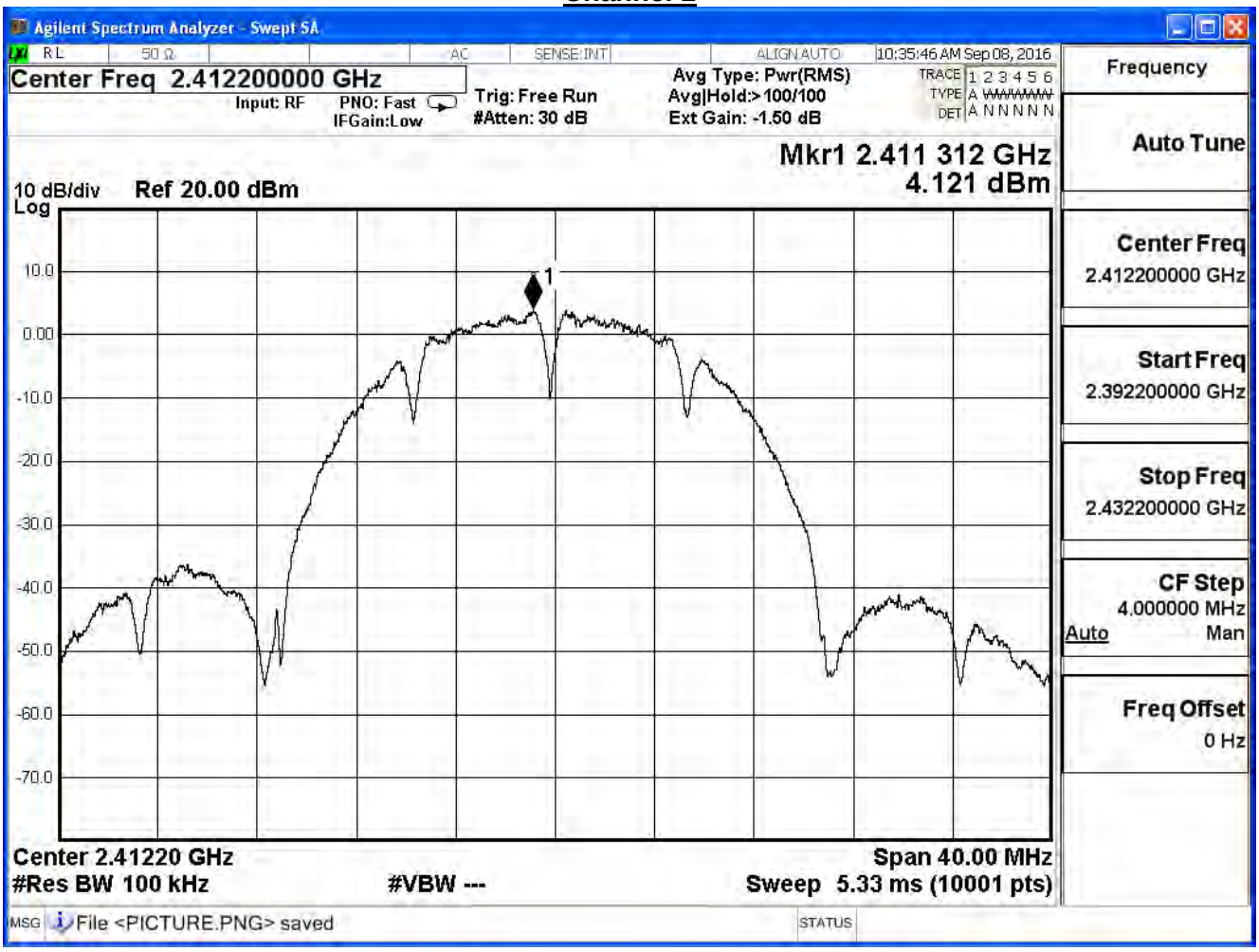

Channel 6

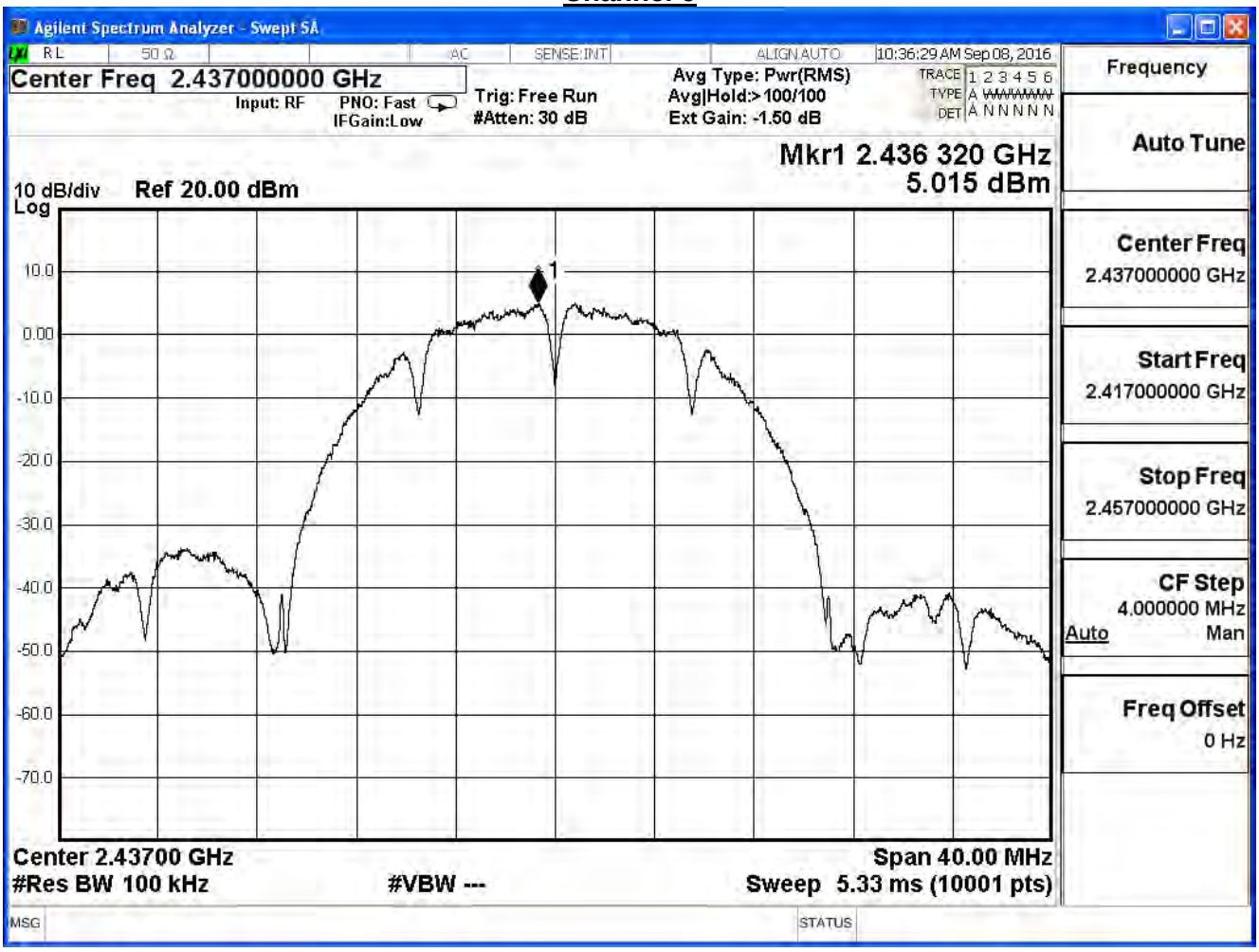
Agilent Spectrum Analyzer - Swept SA
Center Freq 2.437000000 GHz
Input: RF
PNO: Fast
IFGain:Low
Trig: Free Run
#Atten: 30 dB
Avg Type: Pwr(RMS)
Avg|Hold:>100/100
Ext Gain: -1.50 dB
10:36:29 AM Sep 08, 2016
Mkr1 2.436 320 GHz
5.015 dBm
10 dB/div
Ref 20.00 dBm
Log
Center 2.43700 GHz
#Res BW 100 kHz
#VBW ---
Span 40.00 MHz
Sweep 5.33 ms (10001 pts)
Frequency
Auto Tune
Center Freq
2.437000000 GHz
Start Freq
2.417000000 GHz
Stop Freq
2.457000000 GHz
CF Step
4.000000 MHz
Auto
Man
Freq Offset
0 Hz

Channel 11

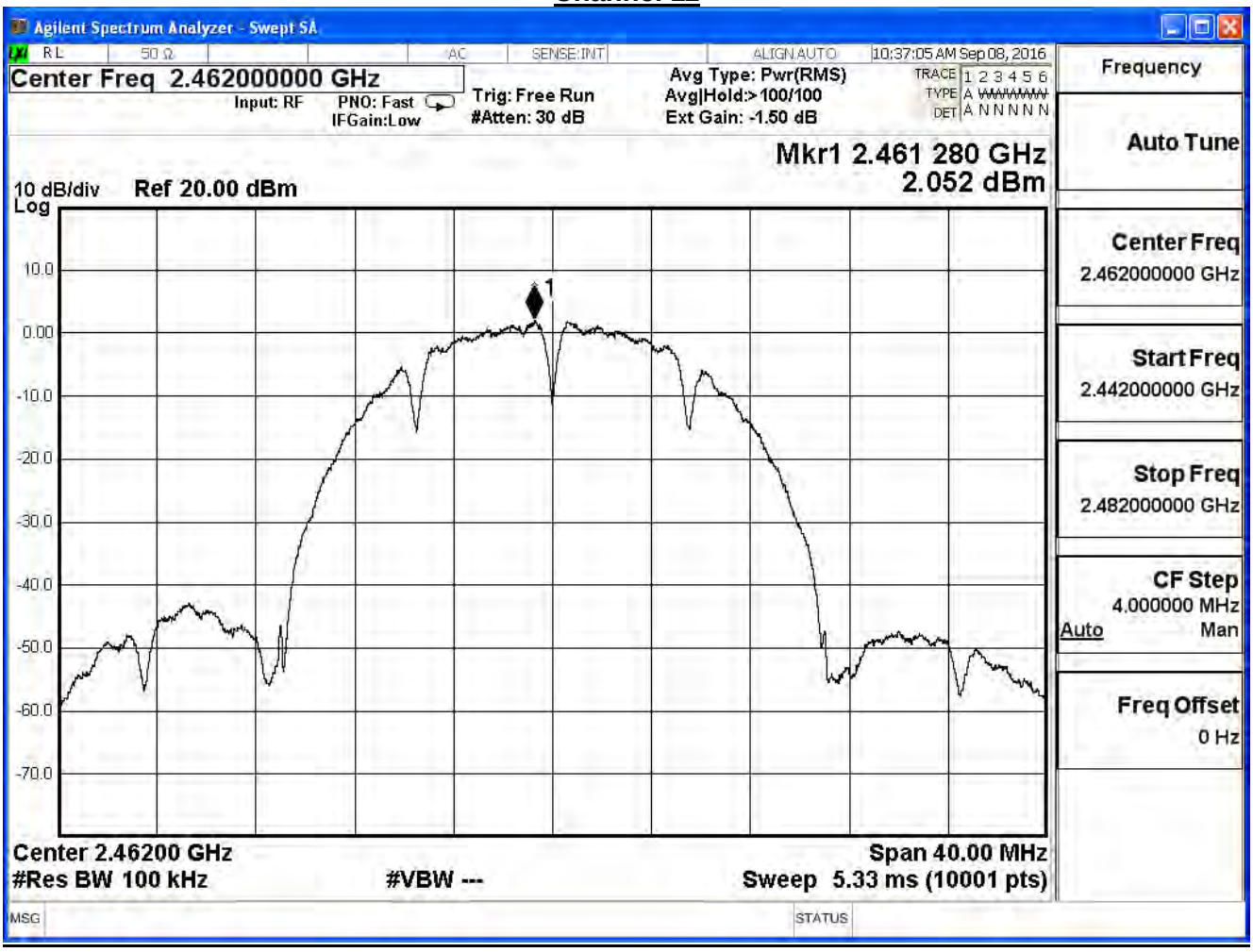
Agilent Spectrum Analyzer - Swept SA
Center Freq 2.462000000 GHz
Input: RF
PNO: Fast
IFGain:Low
Trig: Free Run
#Atten: 30 dB
Avg Type: Pwr(RMS)
Avg|Hold:>100/100
Ext Gain: -1.50 dB
10:37:05 AM Sep 08, 2016
Mkr1 2.461 280 GHz
2.052 dBm
10 dB/div
Log
Ref 20.00 dBm
Center 2.46200 GHz
#Res BW 100 kHz
#VBW ---
Span 40.00 MHz
Sweep 5.33 ms (10001 pts)
Frequency
Auto Tune
Center Freq
2.462000000 GHz
Start Freq
2.442000000 GHz
Stop Freq
2.482000000 GHz
CF Step
4.000000 MHz
Auto
Man
Freq Offset
0 Hz

Product	Dual-Band Wireless-AC PCI-E Adapter		
Test Item	Power Density		
Test Mode	Mode 1: Transmit_SISO Mode		
Date of Test	2016/09/08	Test Site	SR7

IEEE 802.11b (ANT 1)				
Channel No.	Frequency (MHz)	Measure Level (dBm)	Limit (dBm)	Result
1	2412	2.635	≦8	Pass
6	2437	6.339	≦8	Pass
11	2462	2.291	≦8	Pass

Channel 1

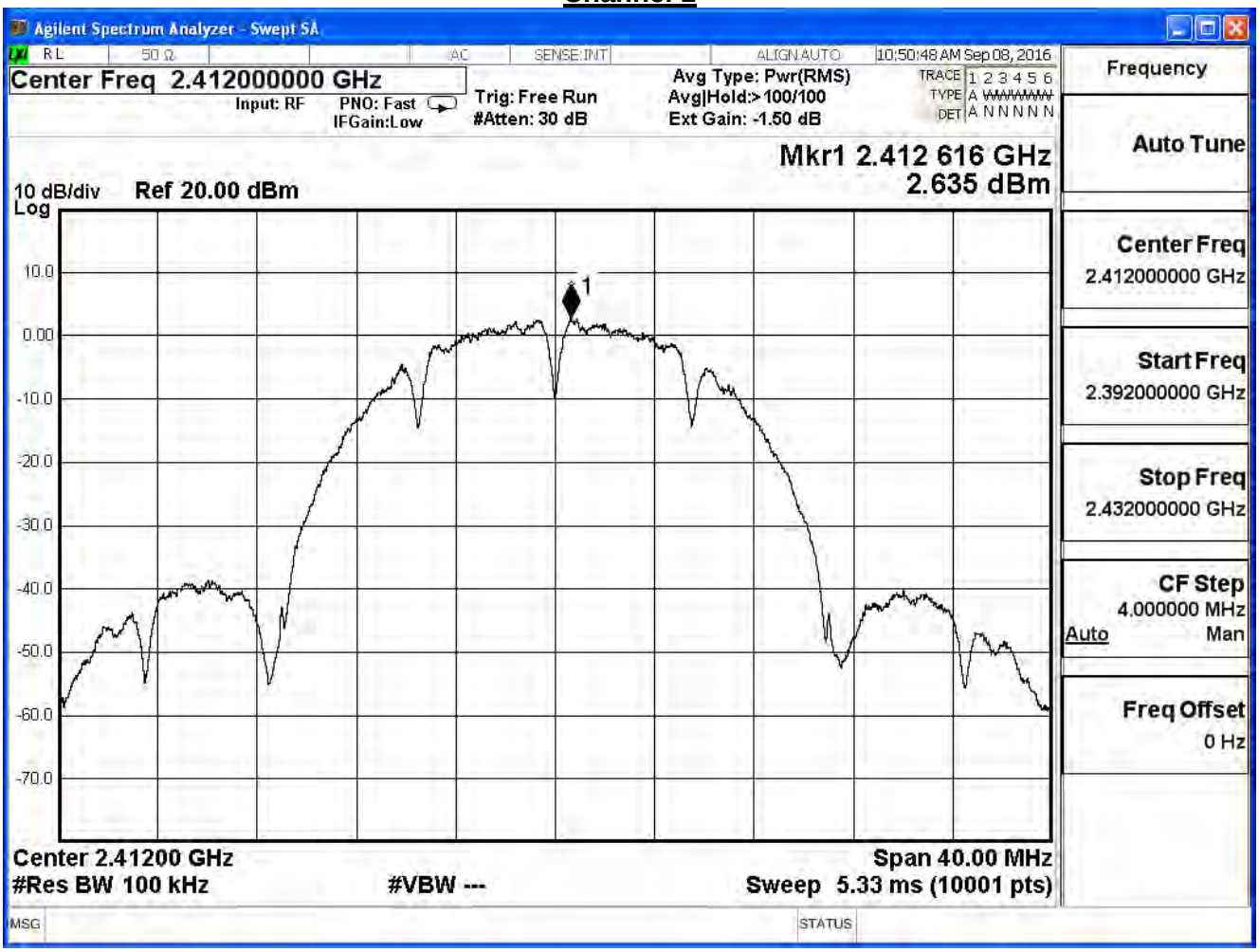

Channel 6

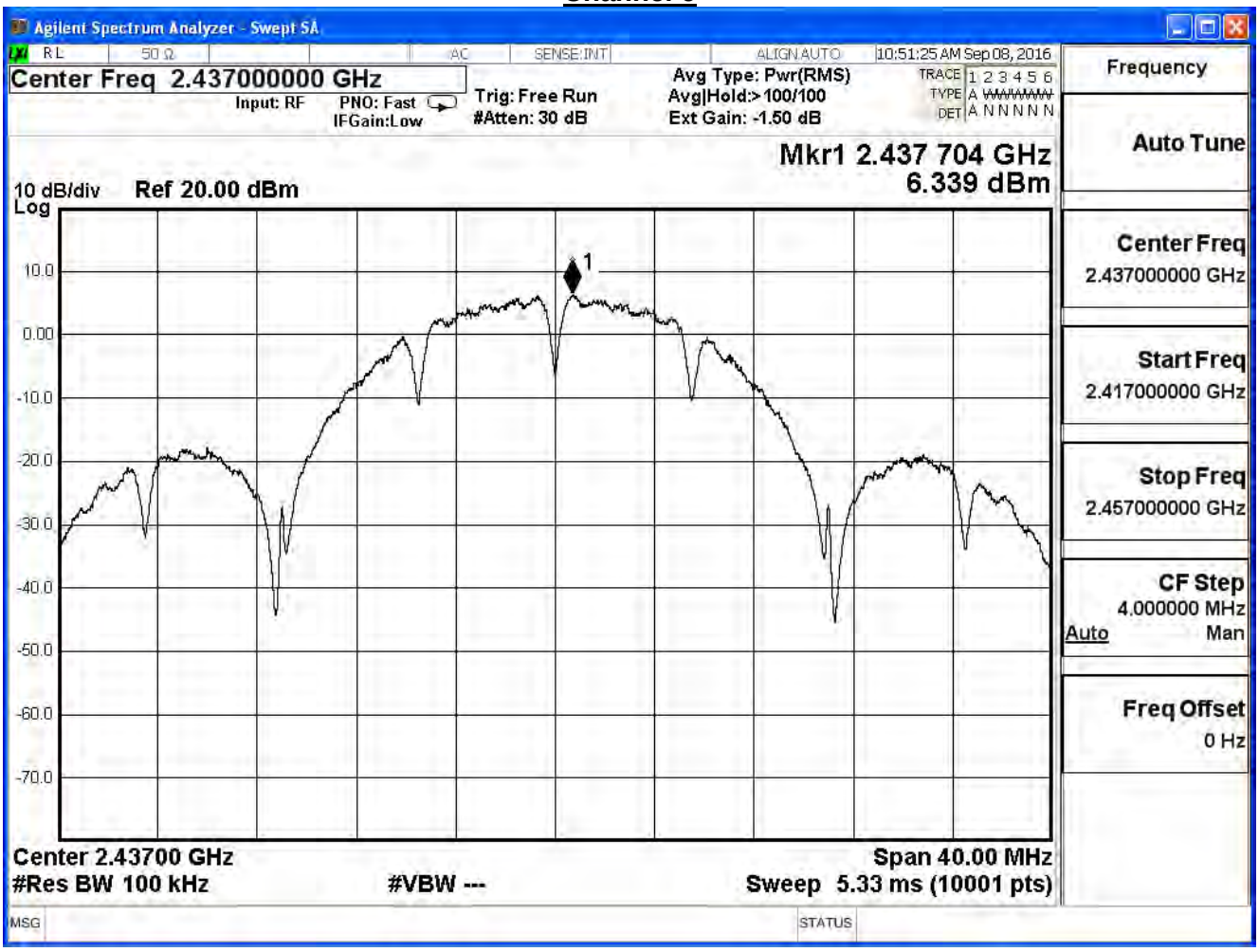
Agilent Spectrum Analyzer - Swept SA
RL
50 Ω
AC
SENSE:INT
ALIGN AUTO
10:51:25 AM Sep 08, 2016
Center Freq 2.437000000 GHz
Input: RF
PNO: Fast
IFGain:Low
Trig: Free Run
#Atten: 30 dB
Avg Type: Pwr(RMS)
Avg|Hold:>100/100
Ext Gain: -1.50 dB
TRACE 1 2 3 4 5 6
TYPE A
DET A N N N N N
Mkr1 2.437 704 GHz
6.339 dBm
10 dB/div
Ref 20.00 dBm
Log
10.0
0.00
-10.0
-20.0
-30.0
-40.0
-50.0
-60.0
-70.0
1
Center 2.43700 GHz
#Res BW 100 kHz
#VBW ---
Span 40.00 MHz
Sweep 5.33 ms (10001 pts)
Frequency
Auto Tune
Center Freq
2.437000000 GHz
Start Freq
2.417000000 GHz
Stop Freq
2.457000000 GHz
CF Step
4.000000 MHz
Auto
Man
Freq Offset
0 Hz
MSG
STATUS

Channel 11

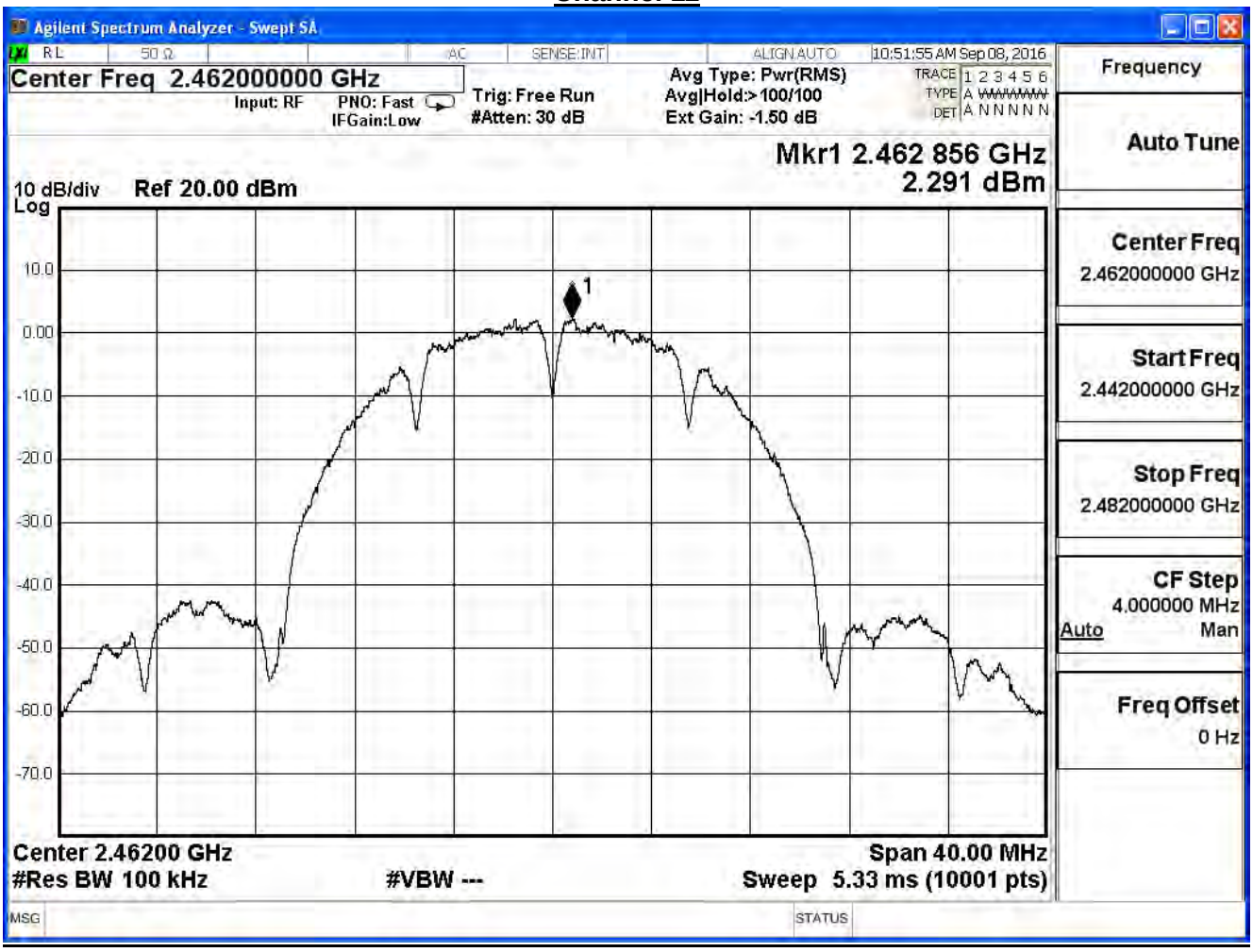
Agilent Spectrum Analyzer - Swept SA
RL
50 Ω
AC
SENSE:INT
ALIGN AUTO
10:51:55 AM Sep 08, 2016
Center Freq 2.462000000 GHz
Input: RF
PNO: Fast
IFGain:Low
Trig: Free Run
#Atten: 30 dB
Avg Type: Pwr(RMS)
Avg|Hold:>100/100
Ext Gain: -1.50 dB
TRACE 1 2 3 4 5 6
TYPE A WWWWWW
DET A N N N N N
Mkr1 2.462 856 GHz
2.291 dBm
10 dB/div
Ref 20.00 dBm
Log
10.0
0.00
-10.0
-20.0
-30.0
-40.0
-50.0
-60.0
-70.0
1
Center 2.46200 GHz
#Res BW 100 kHz
#VBW ---
Span 40.00 MHz
Sweep 5.33 ms (10001 pts)
MSG
STATUS
Frequency
Auto Tune
Center Freq
2.462000000 GHz
Start Freq
2.442000000 GHz
Stop Freq
2.482000000 GHz
CF Step
4.000000 MHz
Auto
Man
Freq Offset
0 Hz

Product	Dual-Band Wireless-AC PCI-E Adapter		
Test Item	Power Density		
Test Mode	Mode 1: Transmit_SISO Mode		
Date of Test	2016/09/08	Test Site	SR7

IEEE 802.11g (ANT 0)				
Channel No.	Frequency (MHz)	Measure Level (dBm)	Limit (dBm)	Result
1	2412	-3.011	≦8	Pass
6	2437	2.806	≦8	Pass
11	2462	-4.009	≦8	Pass

Channel 1

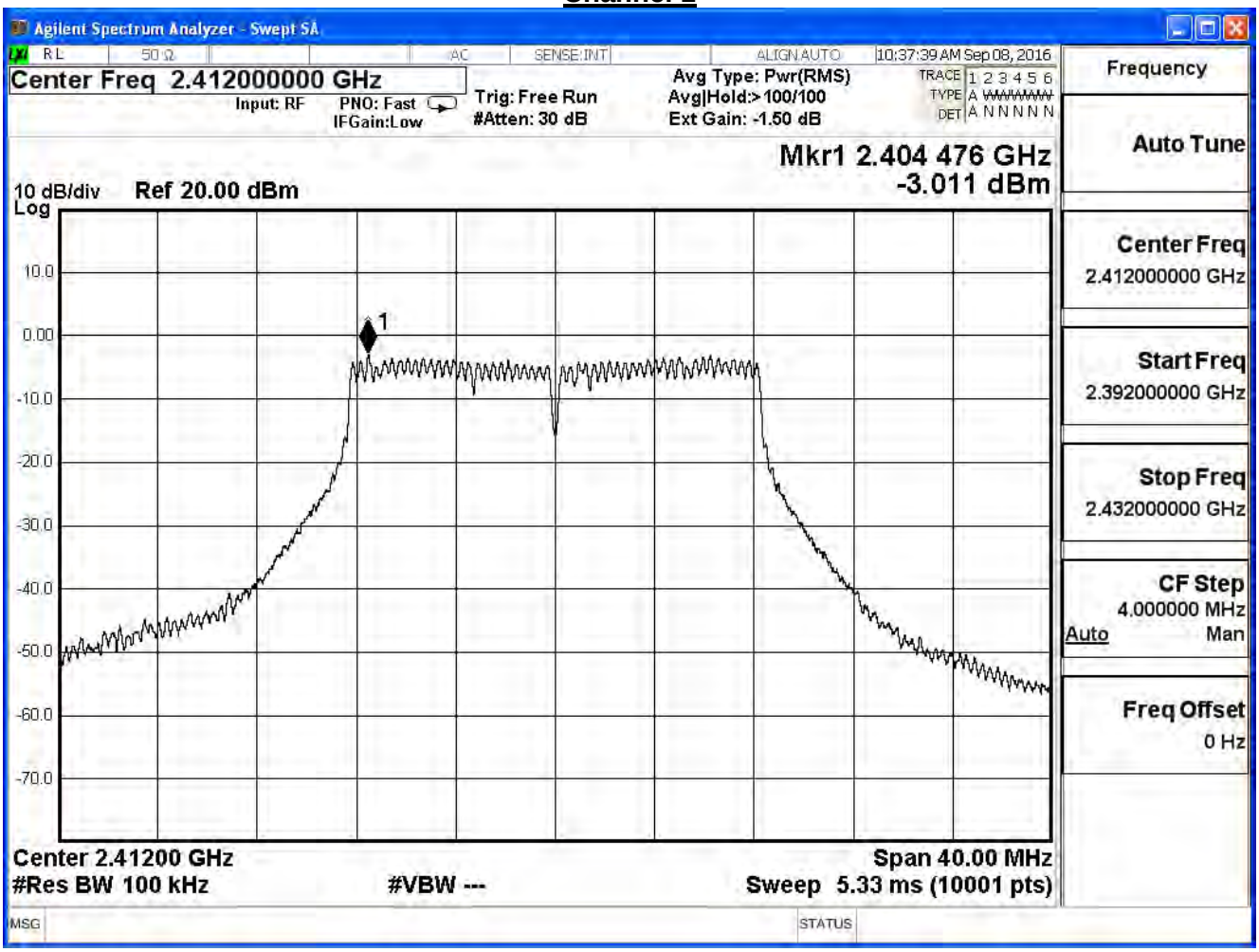

Channel 6

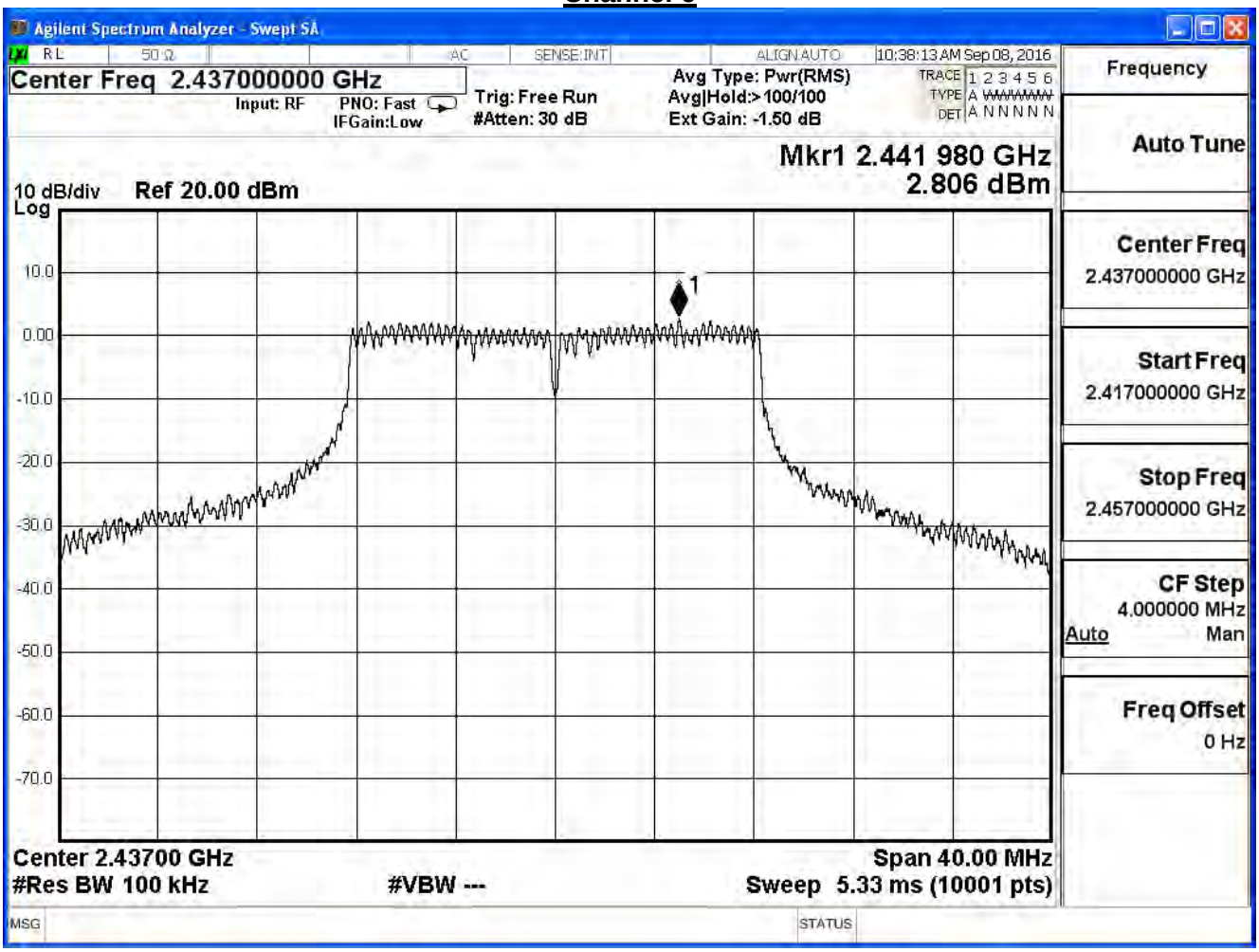
Agilent Spectrum Analyzer - Swept SA
Center Freq 2.437000000 GHz
Input: RF
PNO: Fast
IFGain:Low
Trig: Free Run
#Atten: 30 dB
Avg Type: Pwr(RMS)
Avg|Hold:>100/100
Ext Gain: -1.50 dB
10:38:13 AM Sep 08, 2016
Mkr1 2.441 980 GHz
2.806 dBm
10 dB/div
Log
Ref 20.00 dBm
10.0
0.00
-10.0
-20.0
-30.0
-40.0
-50.0
-60.0
-70.0
Center 2.43700 GHz
#Res BW 100 kHz
#VBW ---
Span 40.00 MHz
Sweep 5.33 ms (10001 pts)
Frequency
Auto Tune
Center Freq
2.437000000 GHz
Start Freq
2.417000000 GHz
Stop Freq
2.457000000 GHz
CF Step
4.000000 MHz
Auto
Man
Freq Offset
0 Hz

Channel 11

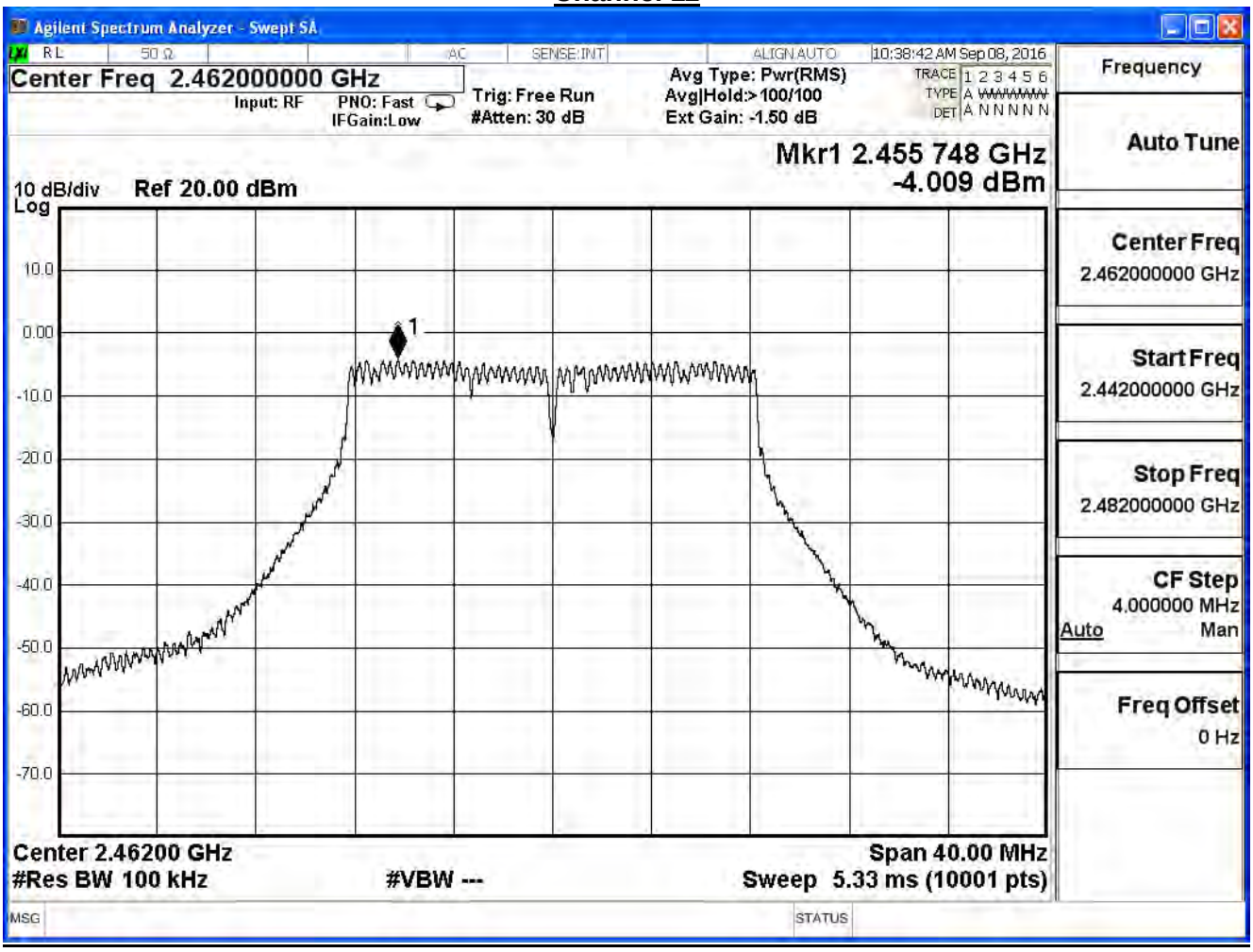
Agilent Spectrum Analyzer - Swept SA
Center Freq 2.462000000 GHz
Input: RF
PNO: Fast
IFGain:Low
Trig: Free Run
#Atten: 30 dB
Avg Type: Pwr(RMS)
Avg|Hold:>100/100
Ext Gain: -1.50 dB
10:38:42 AM Sep 08, 2016
Mkr1 2.455 748 GHz
-4.009 dBm
10 dB/div
Ref 20.00 dBm
Log
Center 2.46200 GHz
#Res BW 100 kHz
#VBW ---
Span 40.00 MHz
Sweep 5.33 ms (10001 pts)
Frequency
Auto Tune
Center Freq
2.462000000 GHz
Start Freq
2.442000000 GHz
Stop Freq
2.482000000 GHz
CF Step
4.000000 MHz
Auto
Man
Freq Offset
0 Hz

Product	Dual-Band Wireless-AC PCI-E Adapter		
Test Item	Power Density		
Test Mode	Mode 1: Transmit_SISO Mode		
Date of Test	2016/09/08	Test Site	SR7

IEEE 802.11g (ANT 1)				
Channel No.	Frequency (MHz)	Measure Level (dBm)	Limit (dBm)	Result
1	2412	-4.869	≦8	Pass
6	2437	0.109	≦8	Pass
11	2462	-3.345	≦8	Pass

Channel 1

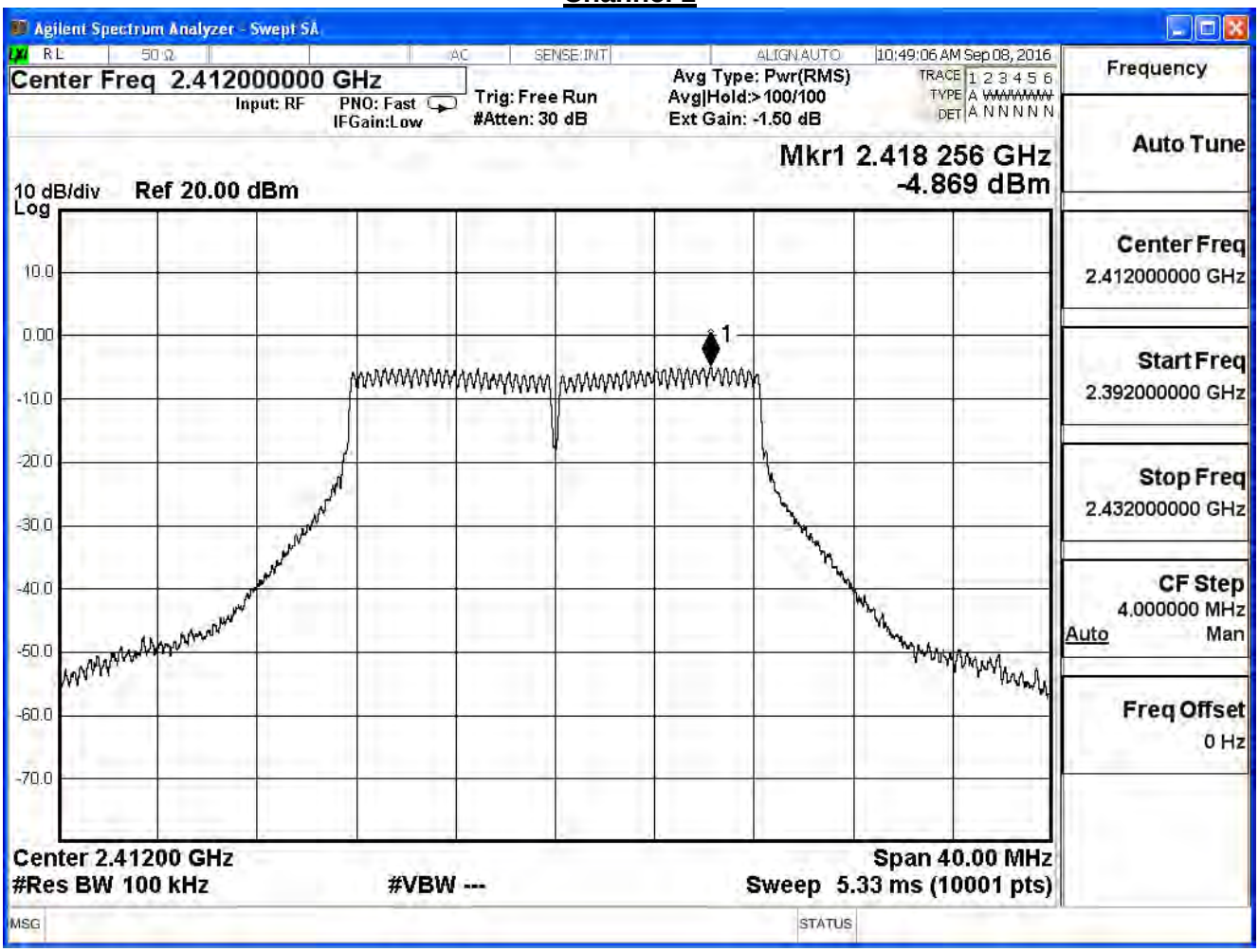

Channel 6

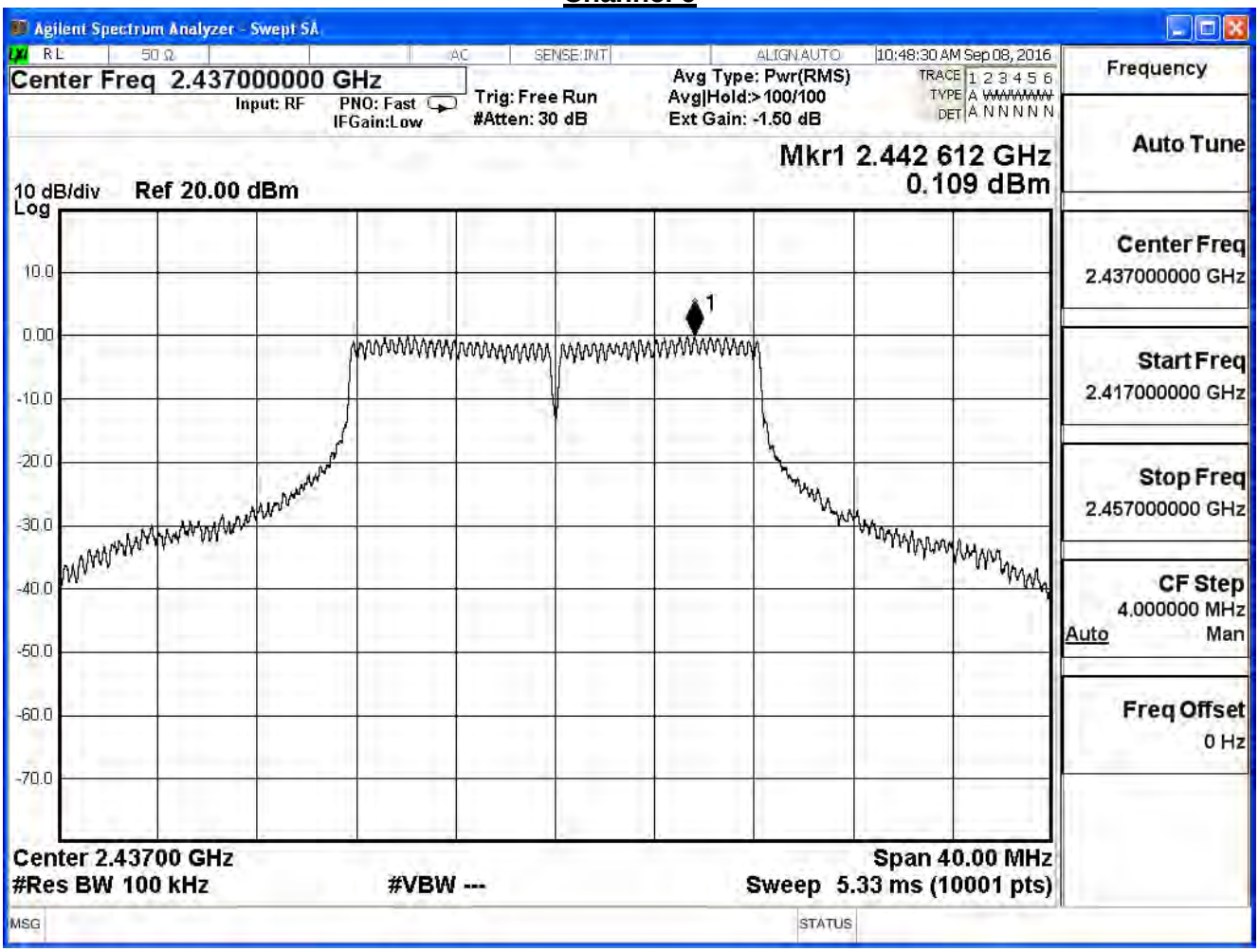
Agilent Spectrum Analyzer - Swept SA
Center Freq 2.437000000 GHz
Input: RF
PNO: Fast
IFGain:Low
Trig: Free Run
#Atten: 30 dB
Avg Type: Pwr(RMS)
Avg|Hold:>100/100
Ext Gain: -1.50 dB
10:48:30 AM Sep 08, 2016
Mkr1 2.442 612 GHz
0.109 dBm
10 dB/div
Log
Ref 20.00 dBm
Center 2.43700 GHz
#Res BW 100 kHz
#VBW ---
Span 40.00 MHz
Sweep 5.33 ms (10001 pts)
Frequency
Auto Tune
Center Freq
2.437000000 GHz
Start Freq
2.417000000 GHz
Stop Freq
2.457000000 GHz
CF Step
4.000000 MHz
Auto
Man
Freq Offset
0 Hz

Channel 11

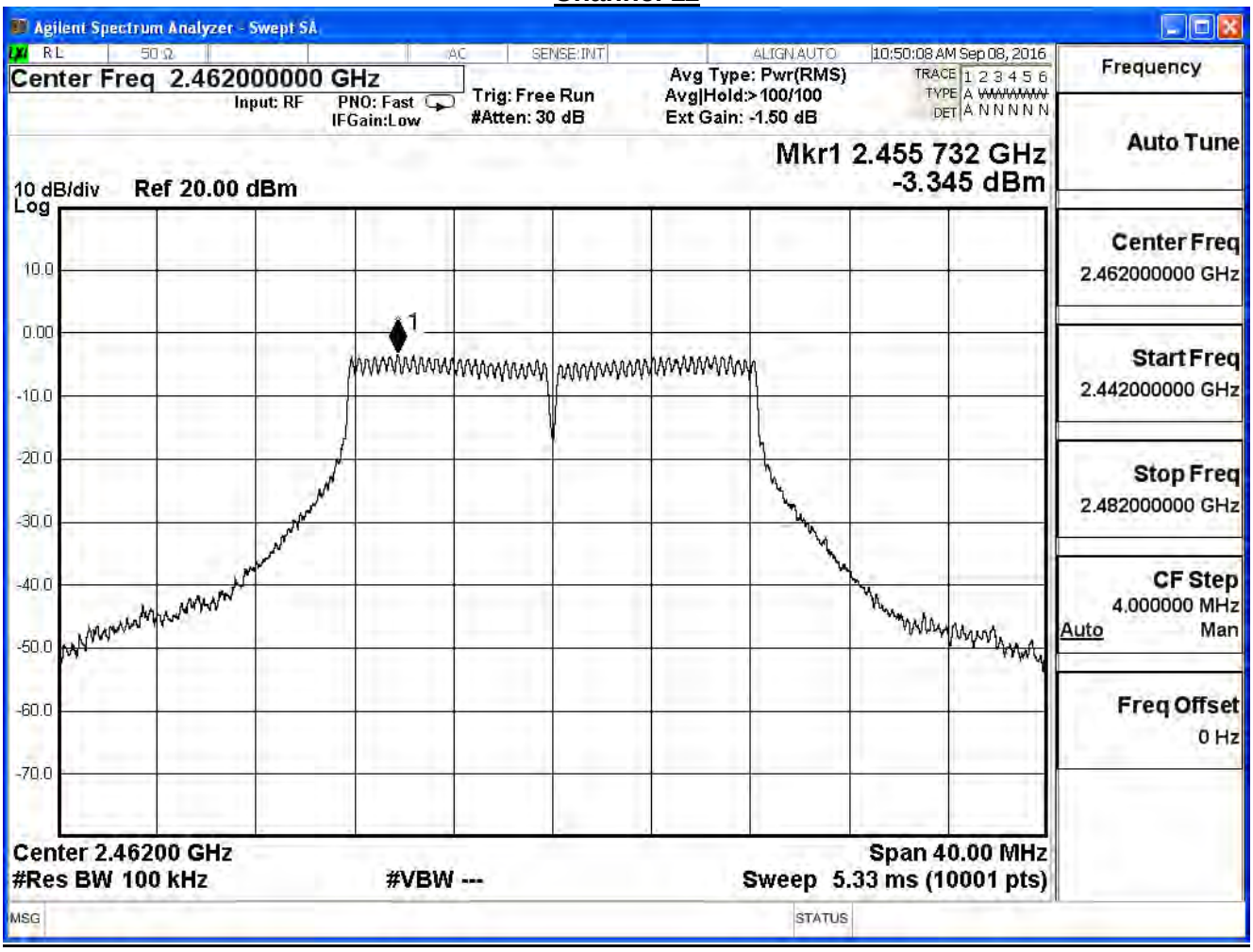
Agilent Spectrum Analyzer - Swept SA
Center Freq 2.462000000 GHz
Input: RF
PNO: Fast
IFGain:Low
Trig: Free Run
#Atten: 30 dB
Avg Type: Pwr(RMS)
Avg|Hold:>100/100
Ext Gain: -1.50 dB
10:50:08 AM Sep 08, 2016
Mkr1 2.455 732 GHz
-3.345 dBm
10 dB/div
Ref 20.00 dBm
Log
Center 2.46200 GHz
#Res BW 100 kHz
#VBW ---
Span 40.00 MHz
Sweep 5.33 ms (10001 pts)
Frequency
Auto Tune
Center Freq
2.462000000 GHz
Start Freq
2.442000000 GHz
Stop Freq
2.482000000 GHz
CF Step
4.000000 MHz
Auto
Man
Freq Offset
0 Hz

Product	Dual-Band Wireless-AC PCI-E Adapter		
Test Item	Power Density		
Test Mode	Mode 2: Transmit_CDD Mode		
Date of Test	2016/09/05	Test Site	SR7

IEEE802.11n 20MHz (ANT 0)				
Channel No.	Frequency (MHz)	Measure Level (dBm)	Limit (dBm)	Result
1	2412	-5.174	≦8	Pass
6	2437	-0.190	≦8	Pass
11	2462	-5.880	≦8	Pass

Channel 1

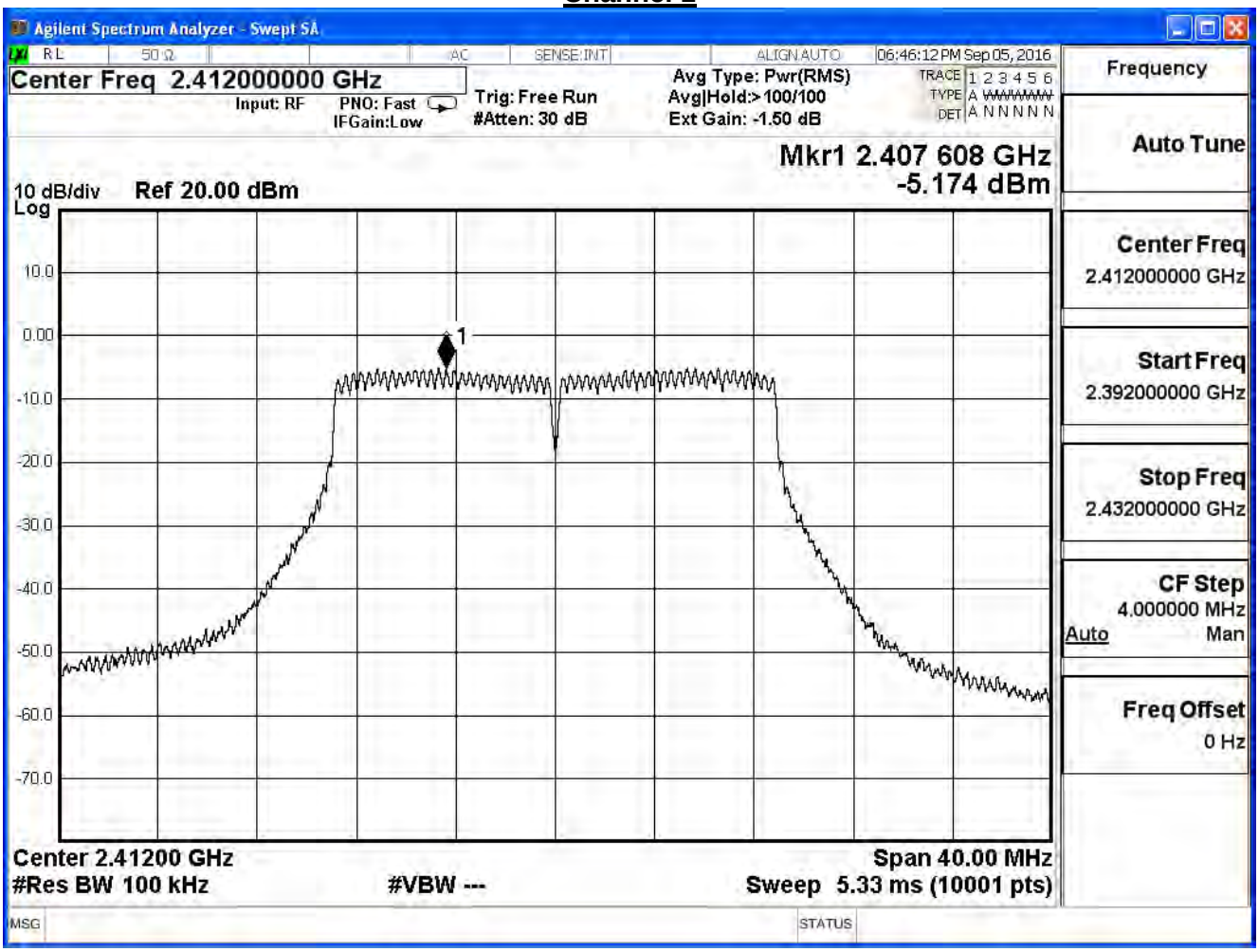

Channel 6

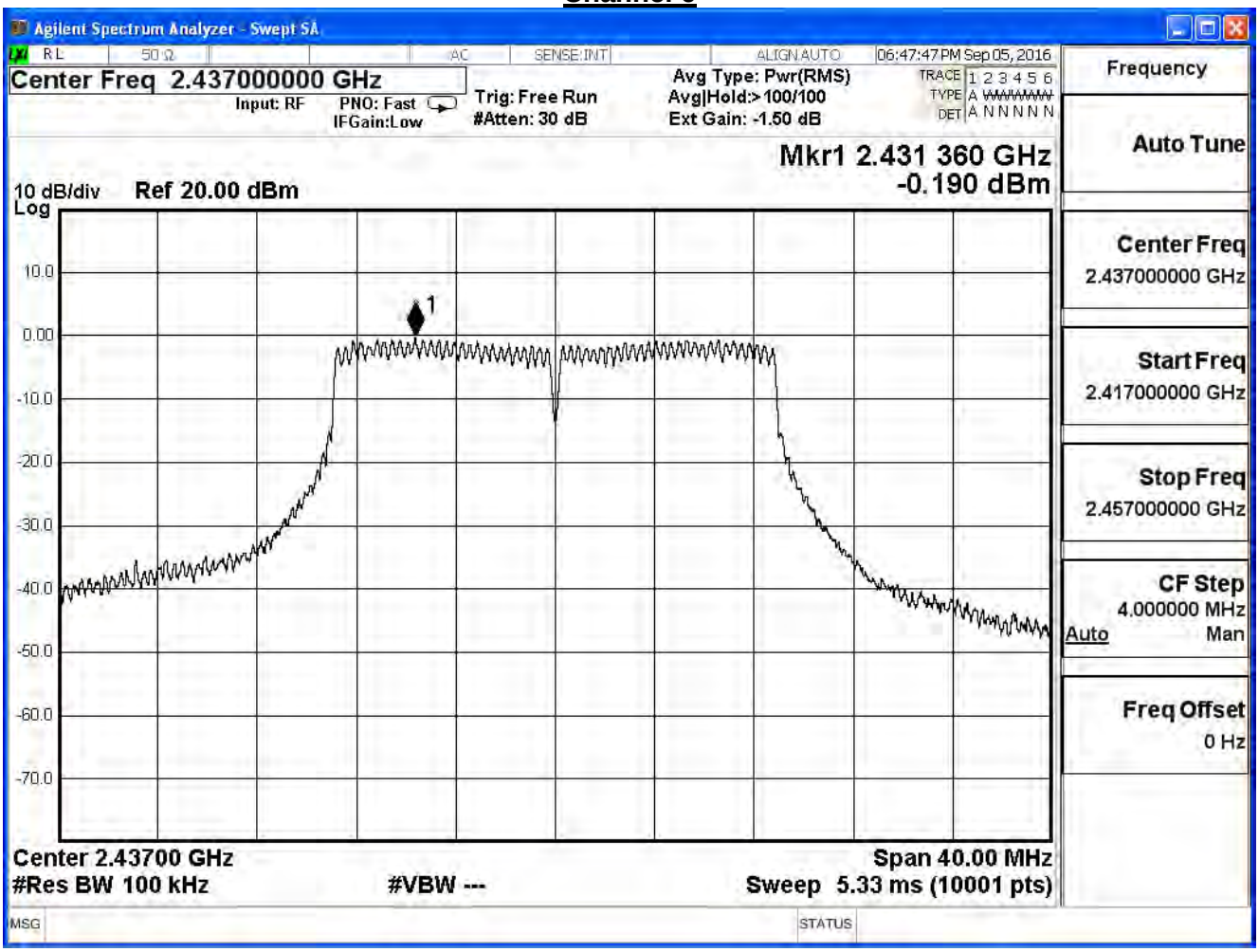
Agilent Spectrum Analyzer - Swept SA
Center Freq 2.437000000 GHz
Input: RF
PNO: Fast
IFGain:Low
Trig: Free Run
#Atten: 30 dB
Avg Type: Pwr(RMS)
Avg|Hold:>100/100
Ext Gain: -1.50 dB
06:47:47 PM Sep 05, 2016
Mkr1 2.431 360 GHz
-0.190 dBm
10 dB/div
Log
Ref 20.00 dBm
10.0
0.00
-10.0
-20.0
-30.0
-40.0
-50.0
-60.0
-70.0
Center 2.43700 GHz
#Res BW 100 kHz
#VBW ---
Span 40.00 MHz
Sweep 5.33 ms (10001 pts)
Frequency
Auto Tune
Center Freq
2.437000000 GHz
Start Freq
2.417000000 GHz
Stop Freq
2.457000000 GHz
CF Step
4.000000 MHz
Auto
Man
Freq Offset
0 Hz
MSG
STATUS

Channel 11

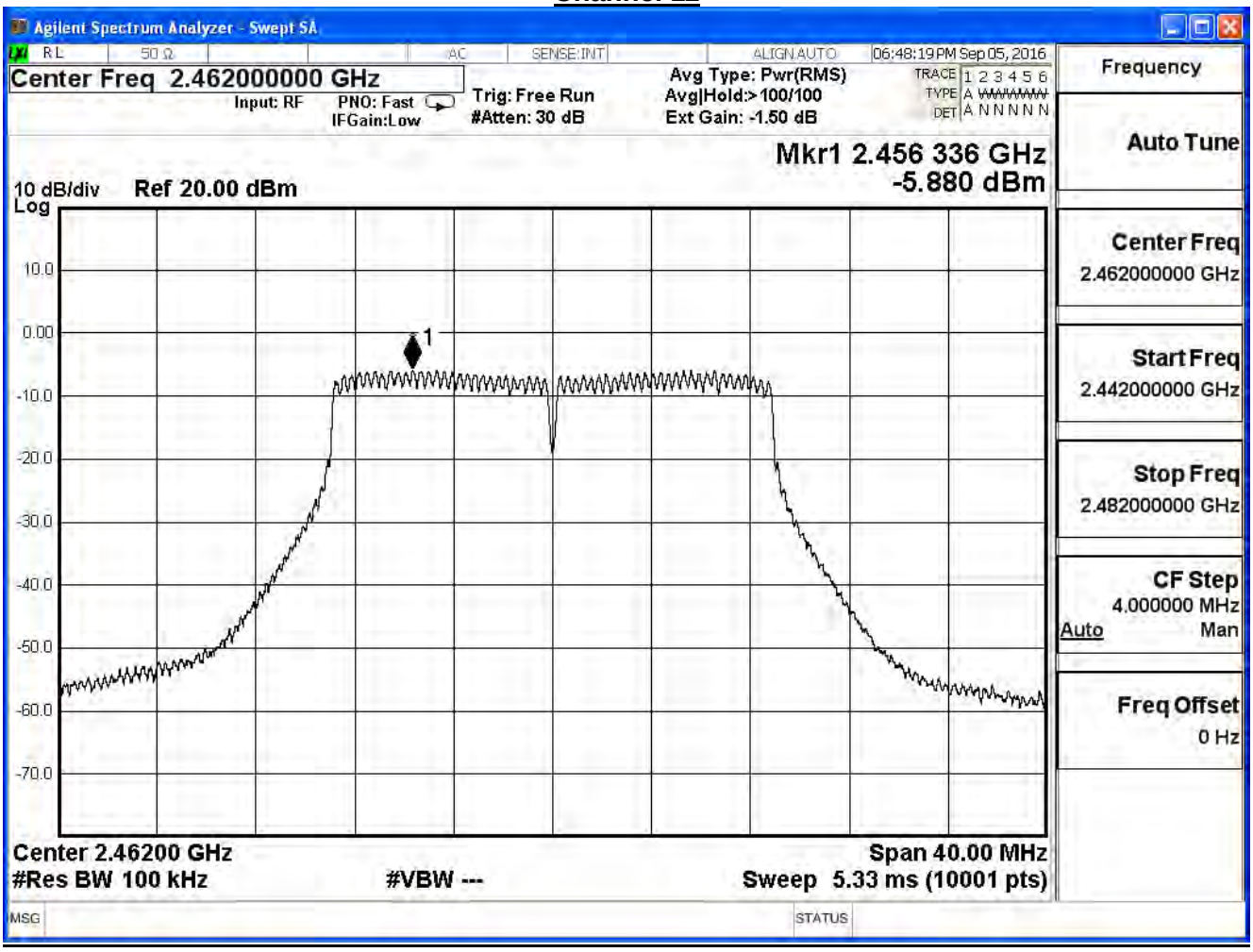
Agilent Spectrum Analyzer - Swept SA
RL
50 Ω
AC
SENSE:INT
ALIGN AUTO
06:48:19 PM Sep 05, 2016
Center Freq 2.462000000 GHz
Input: RF
PNO: Fast
IFGain:Low
Trig: Free Run
#Atten: 30 dB
Avg Type: Pwr(RMS)
Avg|Hold:>100/100
Ext Gain: -1.50 dB
TRACE 1 2 3 4 5 6
TYPE A
DET A N N N N N
Mkr1 2.456 336 GHz
-5.880 dBm
10 dB/div
Ref 20.00 dBm
Log
10.0
0.00
-10.0
-20.0
-30.0
-40.0
-50.0
-60.0
-70.0
1
Center 2.46200 GHz
#Res BW 100 kHz
#VBW ---
Span 40.00 MHz
Sweep 5.33 ms (10001 pts)
Frequency
Auto Tune
Center Freq
2.462000000 GHz
Start Freq
2.442000000 GHz
Stop Freq
2.482000000 GHz
CF Step
4.000000 MHz
Auto
Man
Freq Offset
0 Hz
MSG
STATUS

Product	Dual-Band Wireless-AC PCI-E Adapter		
Test Item	Power Density		
Test Mode	Mode 2: Transmit_CDD Mode		
Date of Test	2016/09/05	Test Site	SR7

IEEE802.11n 20MHz (ANT 1)				
Channel No.	Frequency (MHz)	Measure Level (dBm)	Limit (dBm)	Result
1	2412	-5.742	≦8	Pass
6	2437	-0.721	≦8	Pass
11	2462	-6.259	≦8	Pass

Channel 1

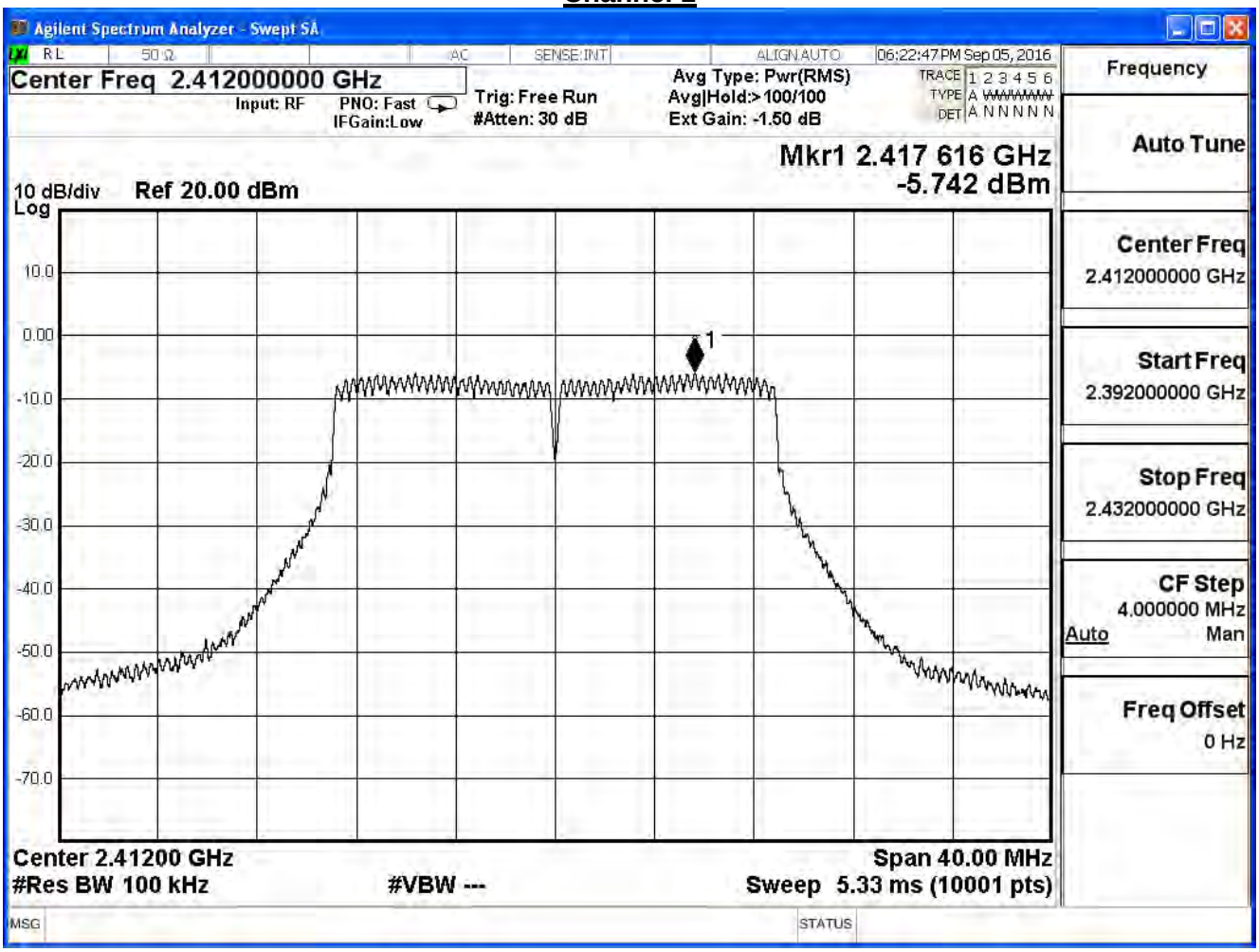

Channel 6

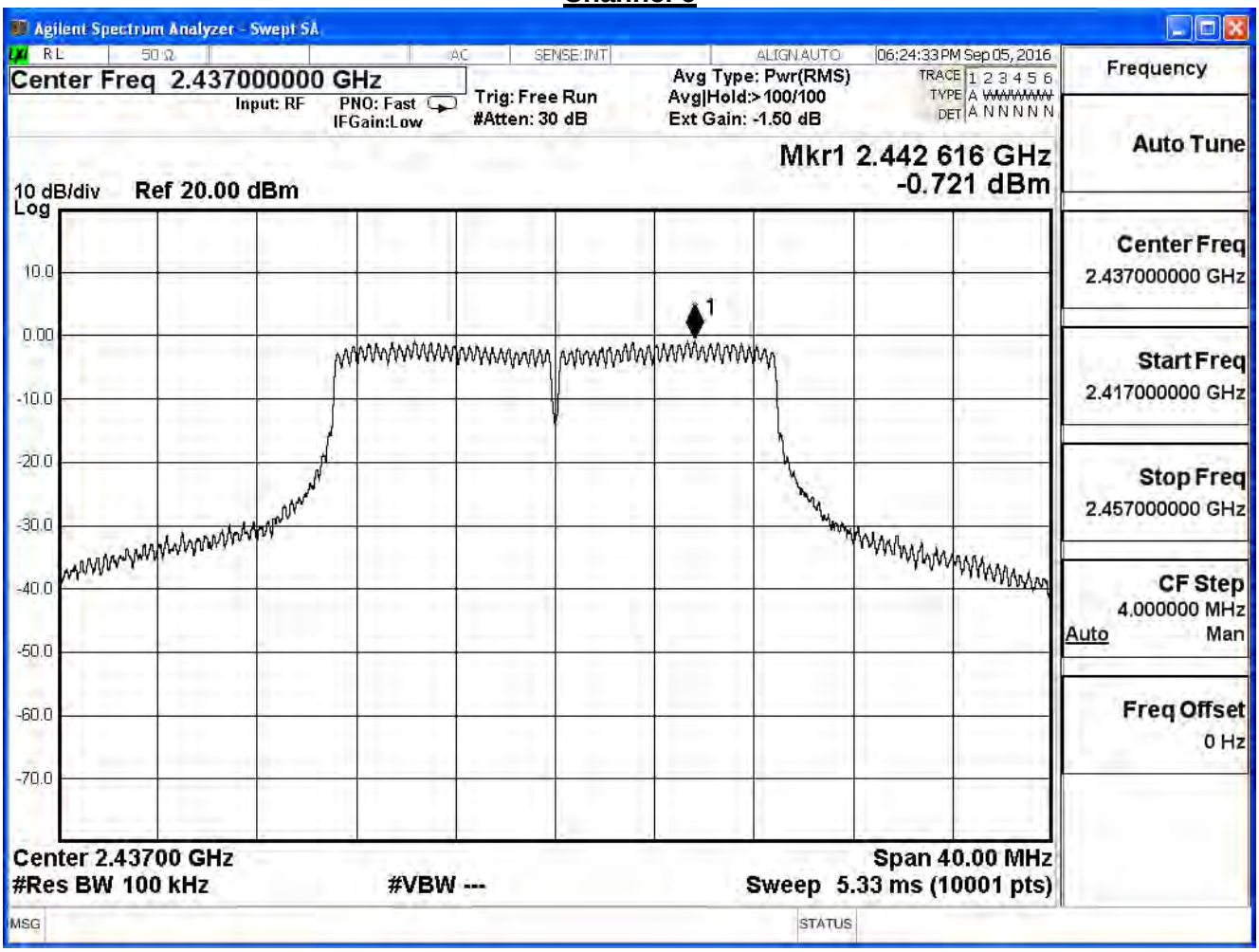
Agilent Spectrum Analyzer - Swept SA
Center Freq 2.437000000 GHz
Input: RF
PNO: Fast
IFGain:Low
Trig: Free Run
#Atten: 30 dB
Avg Type: Pwr(RMS)
Avg|Hold:>100/100
Ext Gain: -1.50 dB
06:24:33 PM Sep 05, 2016
Mkr1 2.442 616 GHz
-0.721 dBm
10 dB/div
Ref 20.00 dBm
Log
10.0
0.00
-10.0
-20.0
-30.0
-40.0
-50.0
-60.0
-70.0
Center 2.43700 GHz
#Res BW 100 kHz
#VBW ---
Span 40.00 MHz
Sweep 5.33 ms (10001 pts)
Frequency
Auto Tune
Center Freq
2.437000000 GHz
Start Freq
2.417000000 GHz
Stop Freq
2.457000000 GHz
CF Step
4.000000 MHz
Auto
Man
Freq Offset
0 Hz

Channel 11

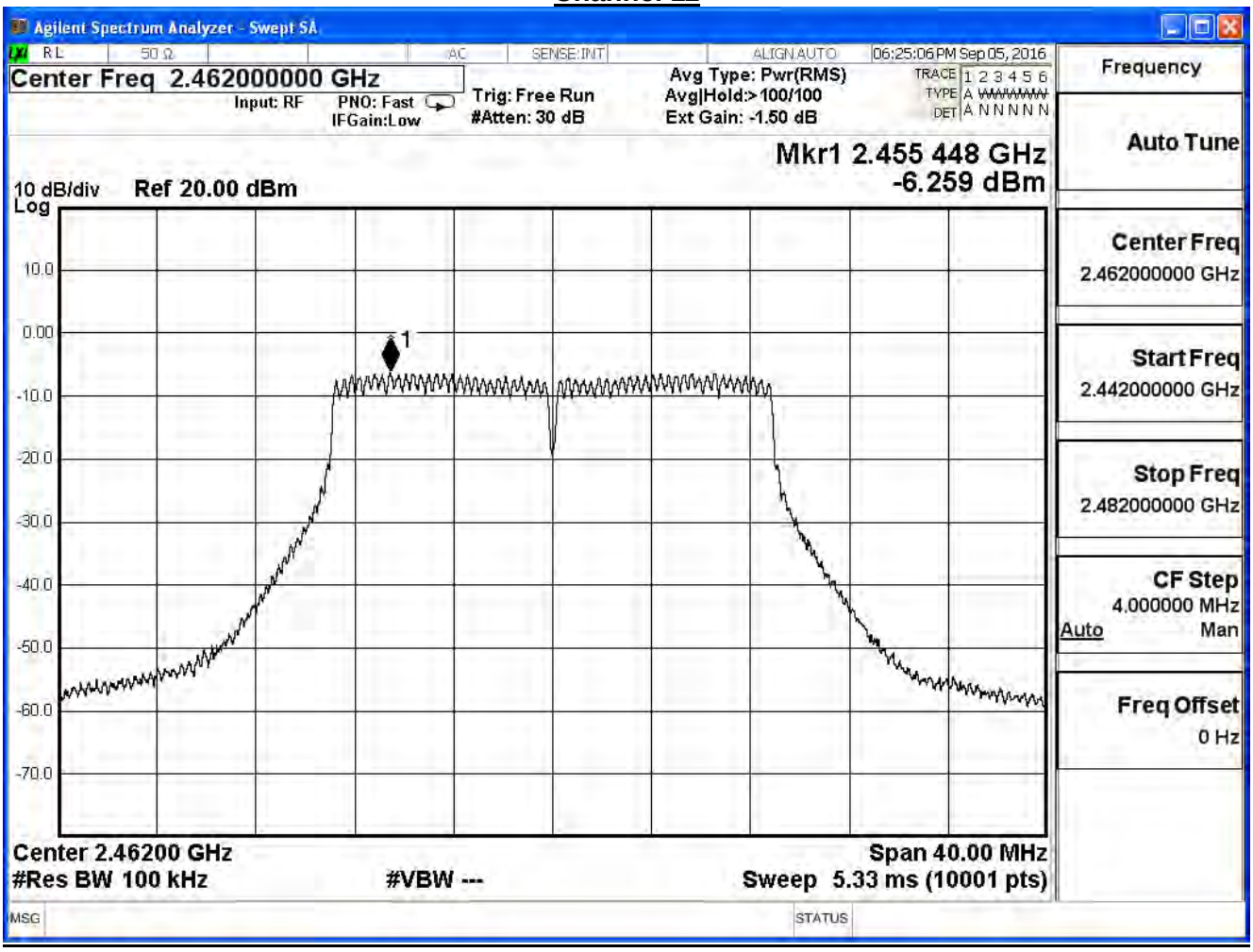
Agilent Spectrum Analyzer - Swept SA
RL 50 Ω AC SENSE:INT ALIGN AUTO 06:25:06 PM Sep 05, 2016
Center Freq 2.462000000 GHz
Input: RF
PNO: Fast
IFGain:Low
Trig: Free Run
#Atten: 30 dB
Avg Type: Pwr(RMS)
Avg|Hold:>100/100
Ext Gain: -1.50 dB
TRACE 1 2 3 4 5 6
TYPE A WWWWWWW
DET A N N N N N
Mkr1 2.455 448 GHz
-6.259 dBm
10 dB/div Ref 20.00 dBm
Log
10.0
0.00
-10.0
-20.0
-30.0
-40.0
-50.0
-60.0
-70.0
1
Center 2.46200 GHz
#Res BW 100 kHz
#VBW ---
Span 40.00 MHz
Sweep 5.33 ms (10001 pts)
Frequency
Auto Tune
Center Freq
2.462000000 GHz
Start Freq
2.442000000 GHz
Stop Freq
2.482000000 GHz
CF Step
4.000000 MHz
Auto Man
Freq Offset
0 Hz
MSG
STATUS

Product	Dual-Band Wireless-AC PCI-E Adapter		
Test Item	Power Density		
Test Mode	Mode 2: Transmit_CDD Mode		
Date of Test	2016/09/05	Test Site	SR7

IEEE802.11n 20MHz (ANT 0+1)				
Channel No.	Frequency (MHz)	Measure Level (dBm)	Limit (dBm)	Result
1	2412	-2.438	≦8	Pass
6	2437	2.563	≦8	Pass
11	2462	-3.055	≦8	Pass

Product	Dual-Band Wireless-AC PCI-E Adapter		
Test Item	Power Density		
Test Mode	Mode 2: Transmit_CDD Mode		
Date of Test	2016/09/05	Test Site	SR7

IEEE802.11n 40MHz (ANT 0)				
Channel No.	Frequency (MHz)	Measure Level (dBm)	Limit (dBm)	Result
3	2422	-10.982	≦8	Pass
6	2437	-7.895	≦8	Pass
9	2452	-11.607	≦8	Pass

Channel 3

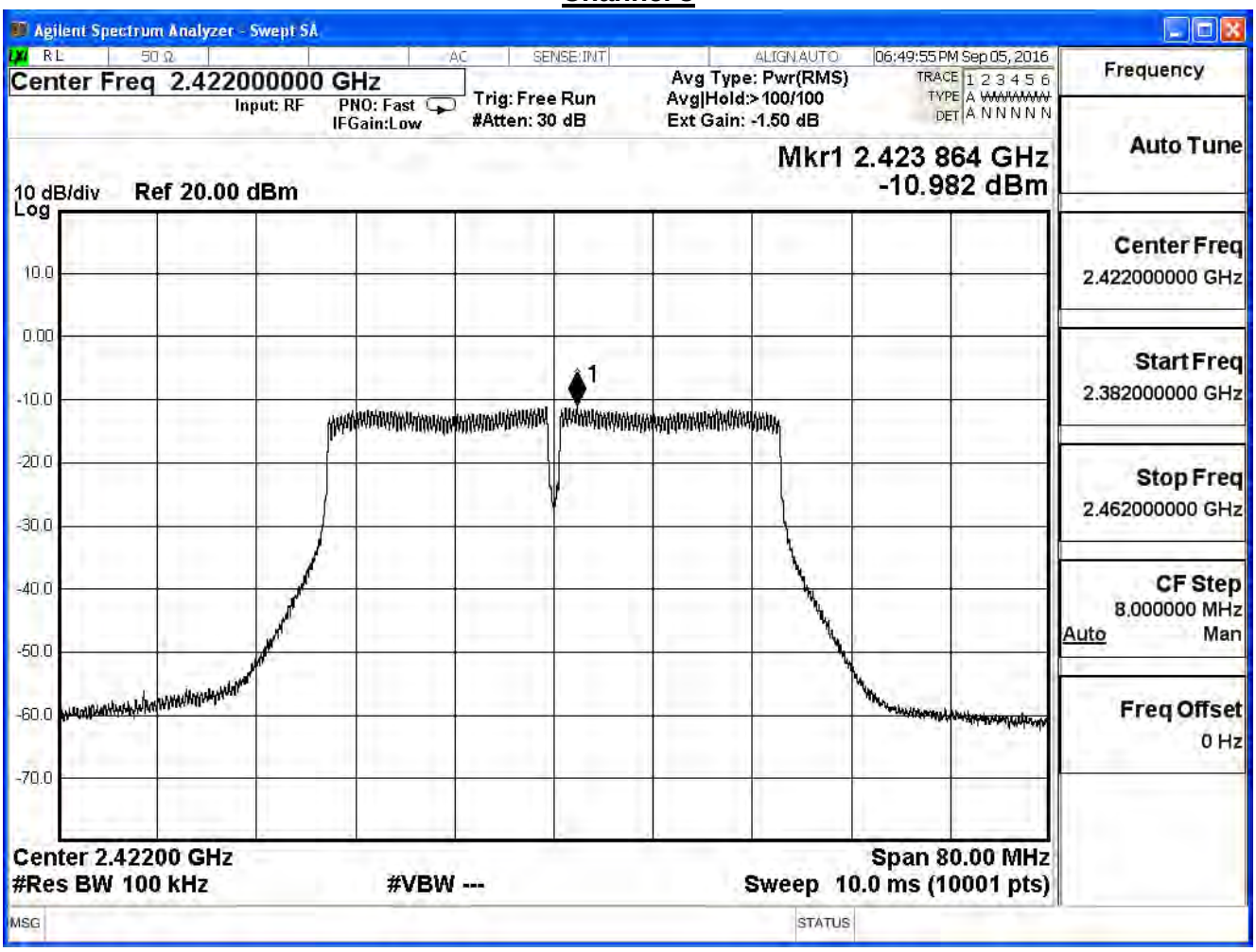

Channel 6

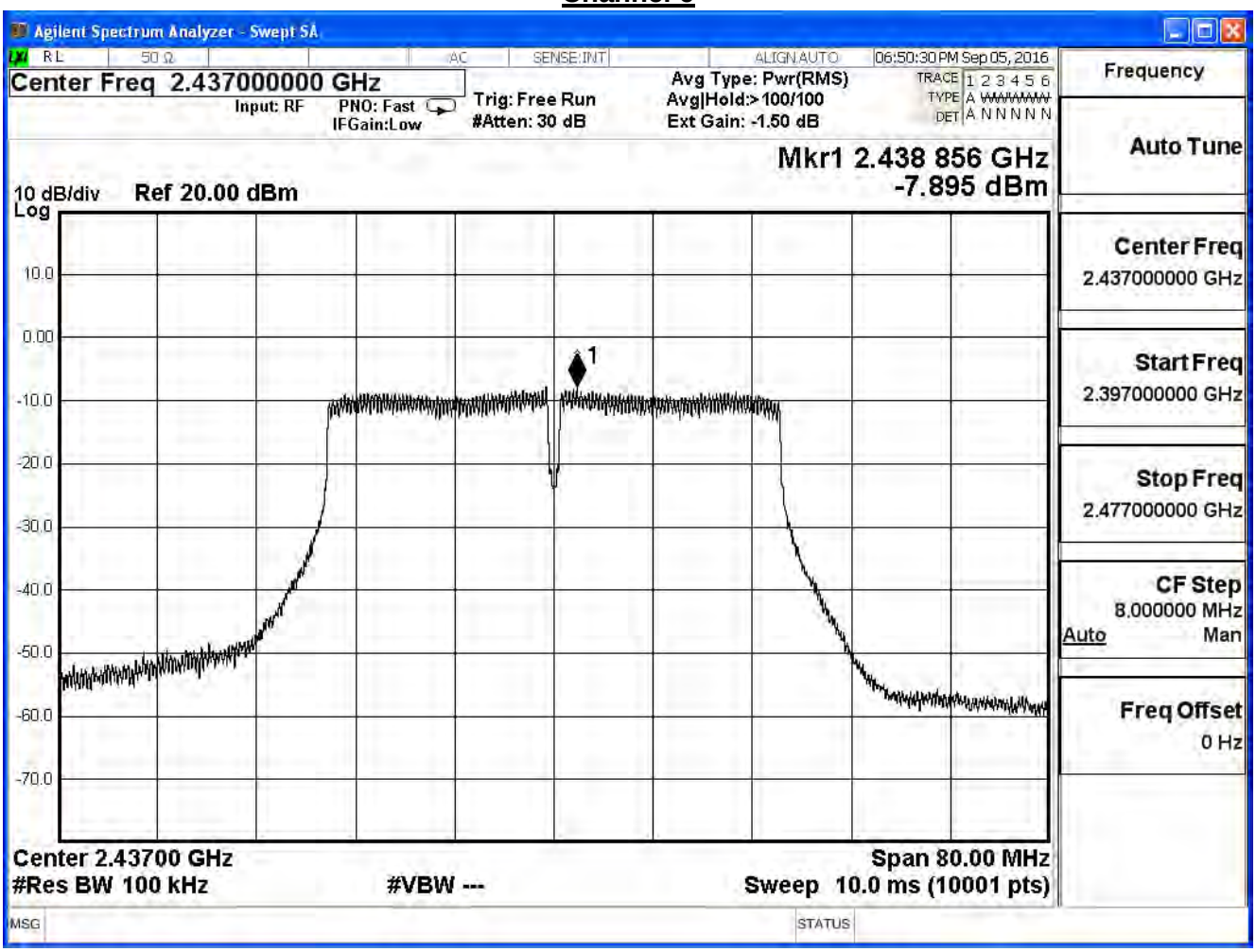
Agilent Spectrum Analyzer - Swept SA
Center Freq 2.437000000 GHz
Input: RF
PNO: Fast
IFGain:Low
Trig: Free Run
#Atten: 30 dB
Avg Type: Pwr(RMS)
Avg|Hold:>100/100
Ext Gain: -1.50 dB
06:50:30 PM Sep 05, 2016
Mkr1 2.438 856 GHz
-7.895 dBm
10 dB/div
Ref 20.00 dBm
Log
Center 2.43700 GHz
#Res BW 100 kHz
#VBW ---
Span 80.00 MHz
Sweep 10.0 ms (10001 pts)
Frequency
Auto Tune
Center Freq
2.437000000 GHz
Start Freq
2.397000000 GHz
Stop Freq
2.477000000 GHz
CF Step
8.000000 MHz
Auto
Man
Freq Offset
0 Hz

Channel 9

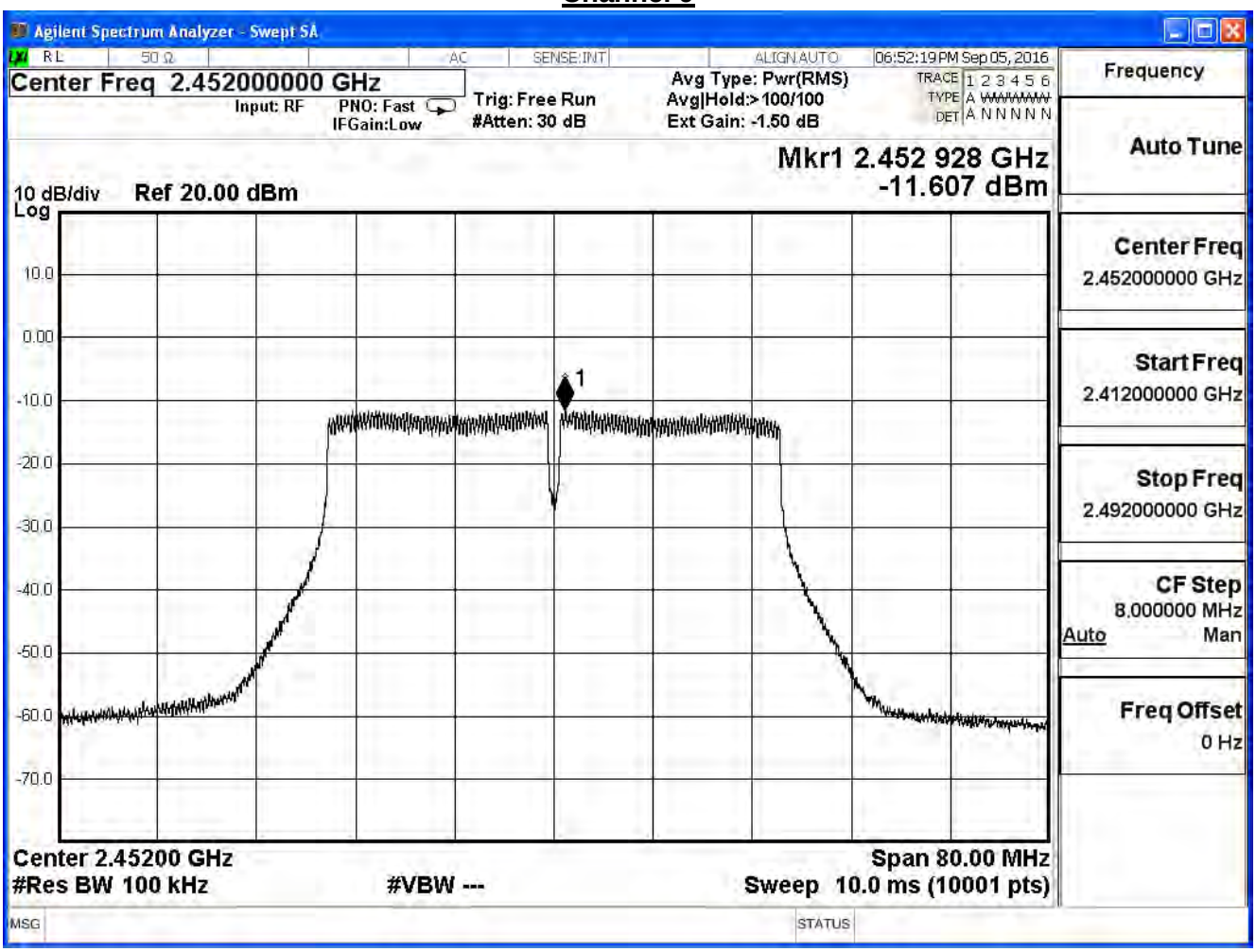
Agilent Spectrum Analyzer - Swept SA
RL 50 Ω AC SENSE:INT ALIGN AUTO 06:52:19 PM Sep 05, 2016
Center Freq 2.452000000 GHz
Input: RF PNO: Fast IFGain:Low
Trig: Free Run #Atten: 30 dB
Avg Type: Pwr(RMS) Avg|Hold:>100/100 Ext Gain: -1.50 dB
TRACE 1 2 3 4 5 6 TYPE A DET A N N N N N
Mkr1 2.452 928 GHz -11.607 dBm
10 dB/div Ref 20.00 dBm
Log
10.0
0.00
-10.0
-20.0
-30.0
-40.0
-50.0
-60.0
-70.0
1
Center 2.45200 GHz
#Res BW 100 kHz
#VBW ---
Span 80.00 MHz
Sweep 10.0 ms (10001 pts)
MSG
STATUS
Frequency
Auto Tune
Center Freq 2.452000000 GHz
Start Freq 2.412000000 GHz
Stop Freq 2.492000000 GHz
CF Step 8.000000 MHz
Auto Man
Freq Offset 0 Hz

Product	Dual-Band Wireless-AC PCI-E Adapter		
Test Item	Power Density		
Test Mode	Mode 2: Transmit_CDD Mode		
Date of Test	2016/09/05	Test Site	SR7

IEEE802.11n 40MHz (ANT 1)				
Channel No.	Frequency (MHz)	Measure Level (dBm)	Limit (dBm)	Result
3	2422	-7.298	≦8	Pass
6	2437	-7.911	≦8	Pass
9	2452	-11.639	≦8	Pass

Channel 3

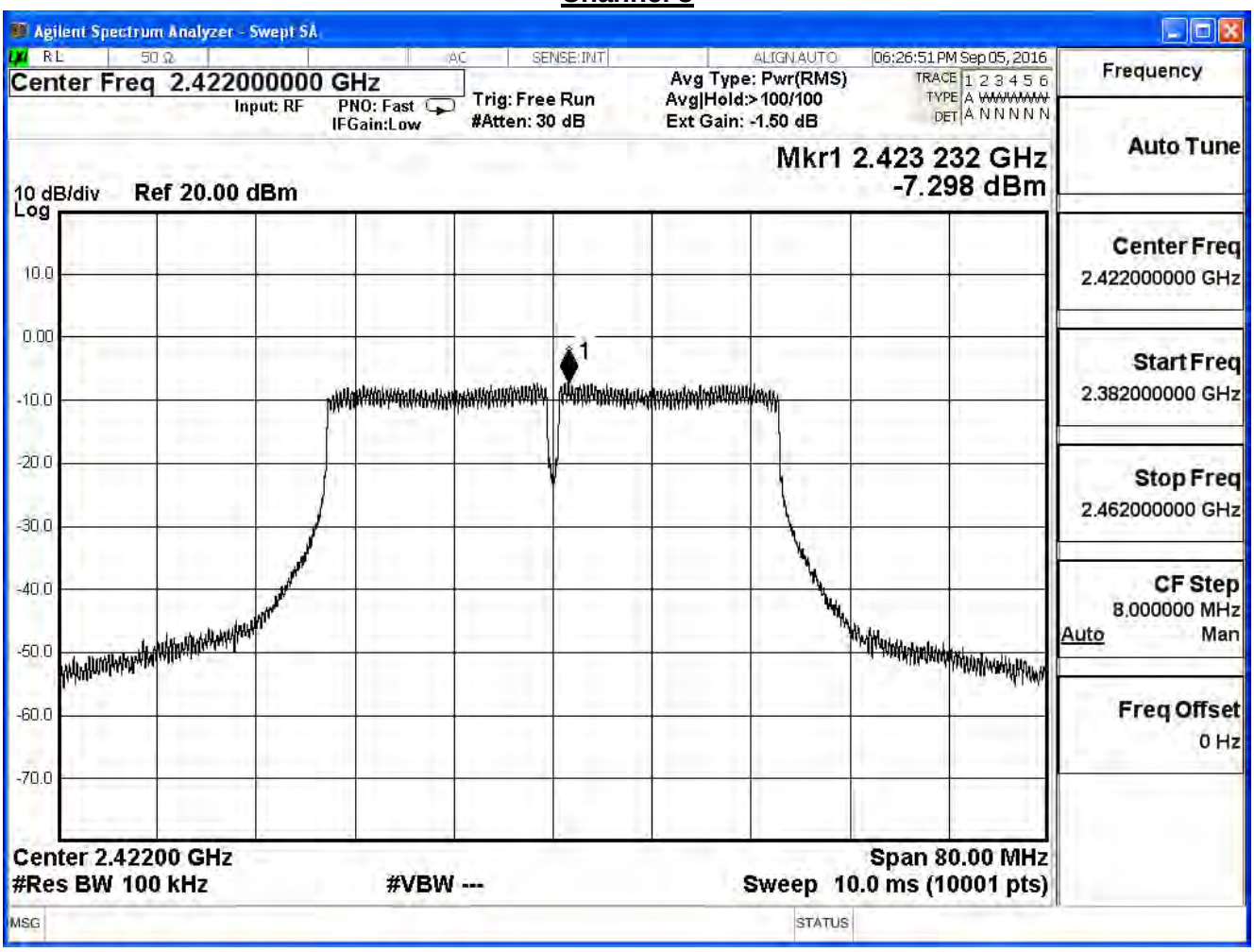

Channel 6

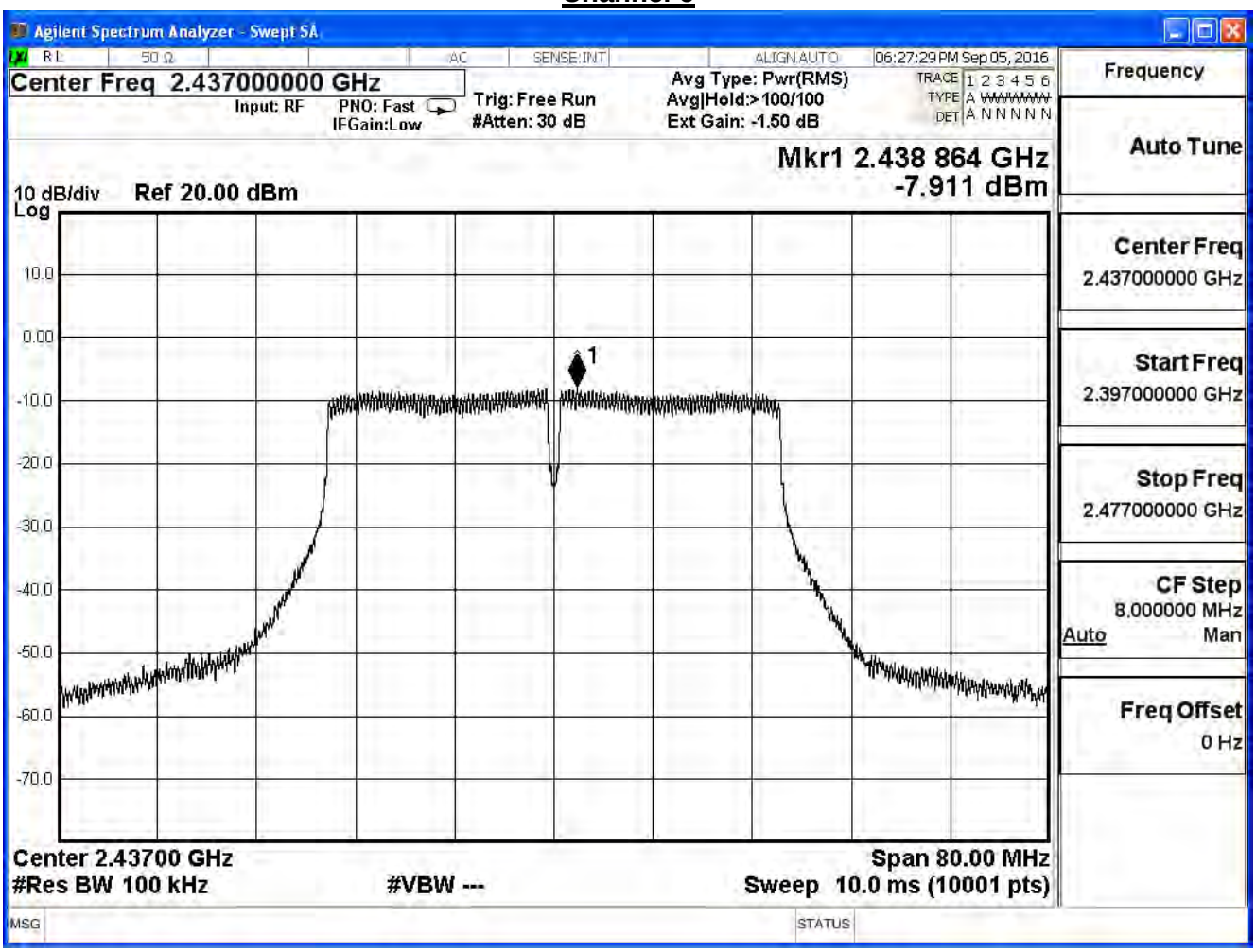
Agilent Spectrum Analyzer - Swept SA
RL 50 Ω AC SENSE:INT ALIGN AUTO 06:27:29 PM Sep 05, 2016
Center Freq 2.437000000 GHz
Input: RF PNO: Fast IFGain:Low
Trig: Free Run #Atten: 30 dB
Avg Type: Pwr(RMS) Avg|Hold:>100/100 Ext Gain: -1.50 dB
TRACE 1 2 3 4 5 6 TYPE A DET A N N N N N
Mkr1 2.438 864 GHz -7.911 dBm
10 dB/div Ref 20.00 dBm
Log
10.0
0.00
-10.0
-20.0
-30.0
-40.0
-50.0
-60.0
-70.0
1
Center 2.43700 GHz
#Res BW 100 kHz
#VBW ---
Span 80.00 MHz
Sweep 10.0 ms (10001 pts)
MSG
STATUS
Frequency
Auto Tune
Center Freq 2.437000000 GHz
Start Freq 2.397000000 GHz
Stop Freq 2.477000000 GHz
CF Step 8.000000 MHz
Auto Man
Freq Offset 0 Hz

Channel 9

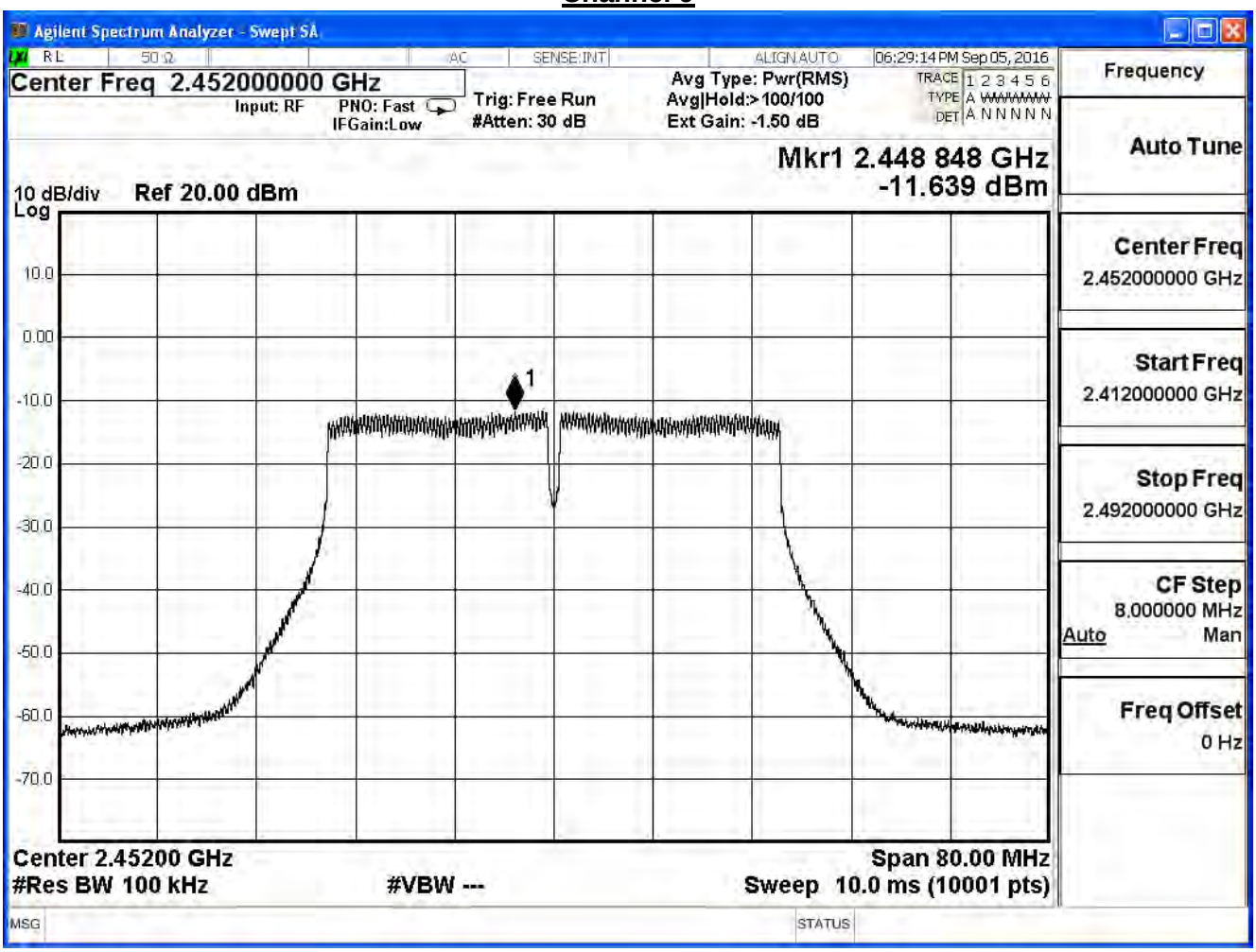
Agilent Spectrum Analyzer - Swept SA
RL 50 Ω AC SENSE:INT ALIGN AUTO 06:29:14 PM Sep 05, 2016
Center Freq 2.452000000 GHz
Input: RF
PNO: Fast
IFGain:Low
Trig: Free Run
#Atten: 30 dB
Avg Type: Pwr(RMS)
Avg|Hold:>100/100
Ext Gain: -1.50 dB
TRACE 1 2 3 4 5 6
TYPE A
DET A N N N N N
Mkr1 2.448 848 GHz
-11.639 dBm
10 dB/div Ref 20.00 dBm
Log
10.0
0.00
-10.0
-20.0
-30.0
-40.0
-50.0
-60.0
-70.0
1
Center 2.45200 GHz
#Res BW 100 kHz
#VBW ---
Span 80.00 MHz
Sweep 10.0 ms (10001 pts)
Frequency
Auto Tune
Center Freq
2.452000000 GHz
Start Freq
2.412000000 GHz
Stop Freq
2.492000000 GHz
CF Step
8.000000 MHz
Auto Man
Freq Offset
0 Hz
MSG
STATUS

Product	Dual-Band Wireless-AC PCI-E Adapter		
Test Item	Power Density		
Test Mode	Mode 2: Transmit_CDD Mode		
Date of Test	2016/09/05	Test Site	SR7

IEEE802.11n 40MHz (ANT 0+1)				
Channel No.	Frequency (MHz)	Measure Level (dBm)	Limit (dBm)	Result
3	2422	-5.750	≦8	Pass
6	2437	-4.893	≦8	Pass
9	2452	-8.613	≦8	Pass